FCC RF Test Report

APPLICANT	:	Xiaomi Communications Co., Ltd.
EQUIPMENT	:	Mobile Phone
BRAND NAME	:	Redmi
MODEL NAME	:	25062RN2DL
FCC ID	:	2AFZZRN2DL
STANDARD	:	47 CFR Part 22(H), 24(E), 27(L)
CLASSIFICATION	:	PCS Licensed Transmitter Held to Ear (PCE)
TEST DATE(S)	:	Apr. 24, 2025 ~ Apr. 25, 2025

We, Sporton International Inc. (ShenZhen), would like to declare that the tested sample has been evaluated in accordance with the procedures given in ANSI C63.26-2015 and shown compliance with the applicable technical standards.

The test results in this report apply exclusively to the tested model / sample. Without written approval of Sporton International Inc. (ShenZhen), the test report shall not be reproduced except in full.

Fly Liang

Approved by: Fly Liang

ACCREDITED
Cert #5145.01

Sporton International Inc. (ShenZhen)

1/F, 2/F, Bldg 5, Shiling Industrial Zone, Xinwei Village, Xili, Nanshan, Shenzhen, 518055

People's Republic of China

TABLE OF CONTENTS

REVISION HISTORY **3**

SUMMARY OF TEST RESULT **4**

1 GENERAL DESCRIPTION **5**

1.1 Applicant 5
1.2 Manufacturer 5
1.3 Product Feature of Equipment Under Test 5
1.4 Product Specification of Equipment Under Test 6
1.5 Modification of EUT 6
1.6 Maximum ERP/EIRP Power and Emission Designator 7
1.7 Testing Location 8
1.8 Test Software 8
1.9 Applicable Standards 9

2 TEST CONFIGURATION OF EQUIPMENT UNDER TEST **10**

2.1 Test Mode 10
2.2 Connection Diagram of Test System 11
2.3 Support Unit used in test configuration and system 11
2.4 Measurement Results Explanation Example 12
2.5 Frequency List of Low/Middle/High Channels 12

3 CONDUCTED TEST ITEMS **15**

3.1 Measuring Instruments 15
3.2 Test Setup 15
3.3 Test Result of Conducted Test 15
3.4 Conducted Output Power and ERP/EIRP 16
3.5 Peak-to-Average Ratio 17
3.6 Occupied Bandwidth 18
3.7 Conducted Band Edge 19
3.8 Conducted Spurious Emission 21
3.9 Frequency Stability 22

4 RADIATED TEST ITEMS **23**

4.1 Measuring Instruments 23
4.2 Test Setup 23
4.3 Test Result of Radiated Test 24
4.4 Radiated Spurious Emission 25

5 LIST OF MEASURING EQUIPMENT **26**

6 MEASUREMENT UNCERTAINTY **27**

APPENDIX A. TEST RESULTS OF CONDUCTED TEST

APPENDIX B. TEST RESULTS OF RADIATED TEST

APPENDIX C. TEST SETUP PHOTOGRAPHS

REVISION HISTORY

REPORT NO.	VERSION	DESCRIPTION	ISSUED DATE
FG542103B	Rev. 01	Initial issue of report	May 20, 2025

SUMMARY OF TEST RESULT

Report Section	FCC Rule	Description	Limit	Result	Remark
3.4	§2.1046	Conducted Output Power	-	Report Only	-
	§22.913(a)(5)	Effective Radiated Power (Band 5) (Band 26)	ERP < 7 Watt	PASS	-
	§24.232(c)	Equivalent Isotropic Radiated Power (Band 2)	EIRP < 2Watt		-
	§27.50(d)(4)	Equivalent Isotropic Radiated Power (Band 4) (Band 66)	EIRP < 1Watt		-
3.5	§24.232(d)	Peak-to-Average Ratio	<13 dB	PASS	-
3.6	§2.1049	Occupied Bandwidth	-	Report Only	-
3.7	§2.1051 §22.917(a) §24.238(a) §27.53(h)	Conducted Band Edge Measurement (Band 2) (Band 4) (Band 5) (Band 26) (Band 66)	< 43+10log10(P[Watts])	PASS	-
3.8	§2.1051 §22.917(a) §24.238(a) §27.53(h)	Conducted Spurious Emission (Band 2) (Band 4) (Band 5) (Band 26) (Band 66)	< 43+10log10(P[Watts])	PASS	-
3.9	§2.1055 §22.355	Frequency Stability Temperature & Voltage	< 2.5 ppm for Part 22	PASS	-
	§2.1055 §24.235 §27.54		Within Authorized Band		
4.4	§2.1053 §22.917(a) §24.238(a) §27.53(h)	Radiated Spurious Emission (Band 2) (Band 4) (Band 5) (Band 26) (Band 66)	< 43+10log$_{10}$(P[Watts])	PASS	Under limit 35.17 dB at 3742.18 MHz

Conformity Assessment Condition:

1. The test results (PASS/FAIL) with all measurement uncertainty excluded are presented against the regulation limits or in accordance with the requirements stipulated by the applicant/manufacturer who shall bear all the risks of non-compliance that may potentially occur if measurement uncertainty is taken into account.
2. The measurement uncertainty please refer to each test result in the section “Measurement Uncertainty”

Disclaimer:

The product specifications of the EUT presented in the test report that may affect the test assessments are declared by the manufacturer who shall take full responsibility for the authenticity.

1 General Description

1.1 Applicant

Xiaomi Communications Co., Ltd.
#019, 9th Floor, Building 6, 33 Xi'erqi Middle Road, Haidian District, Beijing, China, 100085

1.2 Manufacturer

Xiaomi Communications Co., Ltd.
#019, 9th Floor, Building 6, 33 Xi'erqi Middle Road, Haidian District, Beijing, China, 100085

1.3 Product Feature of Equipment Under Test

Product Feature	
Equipment	Mobile Phone
Brand Name	Redmi
Model Name	25062RN2DL
FCC ID	2AFZZRN2DL
IMEI Code	Conducted: 867451070065328 Radiation: 867491070069023/867451070069031
HW Version	13510O19A
SW Version	Xiaomi HyperOS 2.0
EUT Stage	Identical Prototype

1.4 Product Specification of Equipment Under Test

Standards-related Product Specification	
Tx Frequency	LTE Band 2 : 1850 MHz ~ 1910 MHz LTE Band 4 : 1710 MHz ~ 1755 MHz LTE Band 5 : 824 MHz ~ 849 MHz LTE Band 26 : 824 MHz ~ 849 MHz LTE Band 66 : 1710 MHz ~ 1780 MHz
Rx Frequency	LTE Band 2 : 1930 MHz ~ 1990 MHz LTE Band 4 : 2110 MHz ~ 2155 MHz LTE Band 5 : 869 MHz ~ 894 MHz LTE Band 26 : 869 MHz ~ 894 MHz LTE Band 66 : 2110 MHz~ 2180 MHz
Bandwidth	LTE Band 2 : 1.4MHz / 3MHz / 5MHz / 10MHz / 15MHz / 20MHz LTE Band 4 : 1.4MHz / 3MHz / 5MHz / 10MHz / 15MHz / 20MHz LTE Band 5 : 1.4MHz / 3MHz / 5MHz / 10MHz LTE Band 26 : 1.4MHz / 3MHz / 5MHz / 10MHz / 15MHz LTE Band 66 : 1.4MHz / 3MHz / 5MHz / 10MHz / 15MHz / 20MHz
Maximum Output Power to Antenna	<ANT1>: LTE Band 2 : 24.27 dBm LTE Band 4 : 24.37 dBm LTE Band 5 : 24.37 dBm LTE Band 26 : 24.41 dBm LTE Band 66 : 24.27 dBm <ANT4>: LTE Band 2 : 24.25 dBm LTE Band 4 : 24.30 dBm LTE Band 5 : 24.27 dBm LTE Band 26 : 24.28 dBm LTE Band 66 : 24.32 dBm
Antenna Gain	<ANT1>: LTE Band 2 : -3.3 dBi LTE Band 4 : -2.9 dBi LTE Band 5 : -2.9 dBi LTE Band 26 : -2.9 dBi LTE Band 66 : -2.9 dBi <ANT4>: LTE Band 2 : -2.9 dBi LTE Band 4 : -4.5 dBi LTE Band 5 : -2.9 dBi LTE Band 26 : -2.9 dBi LTE Band 66 : -4.5 dBi
Type of Modulation	QPSK / 16QAM / 64QAM

Note: The maximum ERP/EIRP is calculated from max output power and max antenna gain, so only the maximum ERP/EIRP of Antenna 1 for LTE Band4/5/26/66 and Antenna 4 for LTE Band2 are shown in the report.

1.5 Modification of EUT

No modifications are made to the EUT during all test items.

1.6 Maximum ERP/EIRP Power and Emission Designator

LTE Band 2		QPSK		16QAM/64QAM	
BW (MHz)	Frequency Range (MHz)	Maximum EIRP(W)	Emission Designator (99%OBW)	Maximum EIRP(W)	Emission Designator (99%OBW)
1.4	1850.7 ~ 1909.3	0.1349	1M09G7D	0.1064	1M10W7D
3	1851.5 ~ 1908.5	0.1327	2M70G7D	0.1064	2M73W7D
5	1852.5 ~ 1907.5	0.1346	4M47G7D	0.1072	4M50W7D
10	1855.0 ~ 1905.0	0.1337	8M99G7D	0.1062	9M05W7D
15	1857.5 ~ 1902.5	0.1349	13M4G7D	0.1067	13M3W7D
20	1860.0 ~ 1900.0	0.1365	17M8G7D	0.1076	17M9W7D
LTE Band 4		QPSK		16QAM/64QAM	
BW (MHz)	Frequency Range (MHz)	Maximum EIRP(W)	Emission Designator (99%OBW)	Maximum EIRP(W)	Emission Designator (99%OBW)
1.4	1710.7 ~ 1754.3	0.1393	1M09G7D	0.1084	1M08W7D
3	1711.5 ~ 1753.5	0.1352	2M71G7D	0.1069	2M73W7D
5	1712.5 ~ 1752.5	0.1371	4M52G7D	0.1096	4M48W7D
10	1715.0 ~ 1750.0	0.1374	8M99G7D	0.1074	8M95W7D
15	1717.5 ~ 1747.5	0.1343	13M4G7D	0.1089	13M5W7D
20	1720.0 ~ 1745.0	0.1403	17M9G7D	0.1114	17M9W7D
LTE Band 5		QPSK		16QAM/64QAM	
BW (MHz)	Frequency Range (MHz)	Maximum ERP(W)	Emission Designator (99%OBW)	Maximum ERP(W)	Emission Designator (99%OBW)
1.4	824.7 ~ 848.3	0.0841	1M10G7D	0.0682	1M09W7D
3	825.5 ~ 847.5	0.0843	2M71G7D	0.0681	2M72W7D
5	826.5 ~ 846.5	0.0839	4M48G7D	0.0676	4M48W7D
10	829.0 ~ 844.0	0.0855	9M03G7D	0.0692	8M99W7D
LTE Band 26		QPSK		16QAM/64QAM	
BW (MHz)	Frequency Range (MHz)	Maximum ERP(W)	Emission Designator (99%OBW)	Maximum ERP(W)	Emission Designator (99%OBW)
1.4	824.7 ~ 848.3	0.0839	1M10G7D	0.0625	1M09W7D
3	825.5 ~ 847.5	0.0845	2M71G7D	0.0632	2M72W7D
5	826.5 ~ 846.5	0.0834	4M48G7D	0.0625	4M48W7D
10	829.0 ~ 844.0	0.0857	9M03G7D	0.0617	8M99W7D
15	831.5 ~ 841.5	0.0863	13M4G7D	0.0649	13M4W7D
CH26790	824.0	0.0789	13M5G7D	0.0627	13M4W7D

LTE Band 66		QPSK		16QAM/64QAM	
BW (MHz)	Frequency Range (MHz)	Maximum EIRP(W)	Emission Designator (99%OBW)	Maximum EIRP(W)	Emission Designator (99%OBW)
1.4	1710.7 ~ 1779.3	0.1343	1M09G7D	0.1047	1M08W7D
3	1711.5 ~ 1778.5	0.1358	2M71G7D	0.1021	2M73W7D
5	1712.5 ~ 1777.5	0.1346	4M52G7D	0.1040	4M48W7D
10	1715.0 ~ 1775.0	0.1327	8M99G7D	0.1016	8M95W7D
15	1717.5 ~ 1772.5	0.1321	13M4G7D	0.1030	13M5W7D
20	1720.0 ~ 1770.0	0.1371	17M9G7D	0.1059	17M9W7D

Note:

1. LTE Band 26 overlaps the entire frequency range of LTE Band 5. Therefore, the test results provided in this report covers Band 5 and the portion of Band 26 subject to Part 22.
2. LTE Band 66 overlaps the entire frequency range of LTE Band 4. Therefore, the test results provided in this report covers Band 66 as well as Band 4.
3. All modulations have been tested, and only the worst test results of PSK & QAM are shown in the report.

1.7 Testing Location

Sporton International Inc. (ShenZhen) is accredited to ISO/IEC 17025:2017 by American Association for Laboratory Accreditation with Certificate Number 5145.01.

Test Firm	Sporton International Inc. (ShenZhen)		
Test Site Location	101, 1st Floor, Block B, Building 1, No. 2, Tengfeng 4th Road, Fenghuang Community, Fuyong Street, Baoan District, Shenzhen City, Guangdong Province 518103 People's Republic of China TEL: +86-755-86066985		
Test Site No.	**Sporton Site No.**	**FCC Designation No.**	**FCC Test Firm Registration No.**
	TH01-SZ 03CH01SZ	CN1256	421272

1.8 Test Software

Item	Site	Manufacture	Name	Version
1.	03CH01-SZ	AUDIX	E3	6.2009-8-24

1.9 Applicable Standards

According to the specifications of the manufacturer, the EUT must comply with the requirements of the following standards:

- 47 CFR Part 22(H), 24(E), 27(L)
- ANSI C63.26-2015
- FCC KDB 971168 D01 Power Meas License Digital Systems v03r01
- FCC KDB 412172 D01 Determining ERP and EIRP v01r01

Remark:

1. All test items were verified and recorded according to the standards and without any deviation during the test.
2. This EUT has also been tested and complied with the requirements of FCC Part 15, Subpart B, recorded in a separate test report.

2 Test Configuration of Equipment Under Test

2.1 Test Mode

Antenna port conducted and radiated test items listed below are performed according to KDB 971168 D01 Power Meas License Digital Systems v03r01 with maximum output power.

Radiated measurements are performed by rotating the EUT in three different orthogonal test planes to find the maximum emission. (X/Y Plane)

Test Items	Band	Bandwidth (MHz)						Modulation			RB #			Test Channel		
		1.4	3	5	10	15	20	QPSK	16QAM	64QAM	1	Half	Full	L	M	H
Max. Output Power	2	v	v	v	v	v	v	v	v	v	v	v	v	v	v	v
	4	v	v	v	v	v	v	v	v	v	v	v	v	v	v	v
	5	v	v	v	v	-	-	v	v	v	v	v	v	v	v	v
	26	v	v	v	v	v	-	v	v	v	v	v	v	v	v	v
	66	v	v	v	v	v	v	v	v	v	v	v	v	v	v	v
Peak-to-Average Ratio	2						v	v	v	v			v		v	
	26				v		-	v	v	v			v		v	
	66						v	v	v	v			v		v	
26dB and 99% Bandwidth	2	v	v	v	v	v	v	v	v				v		v	
	26	v	v	v	v	v	-	v	v				v		v	
	66	v	v	v	v	v	v	v	v				v		v	
Conducted Band Edge	2	v	v	v	v	v	v	v	v	v	v		v	v		v
	26	v	v	v	v	v	-	v	v	v	v		v	v		v
	66	v	v	v	v	v	v	v	v	v	v		v	v		v
Conducted Spurious Emission	2	v	v	v	v	v	v	v			v			v	v	v
	26	v	v	v	v	v	-	v			v			v	v	v
	66	v	v	v	v	v	v	v			v			v	v	v
Frequency Stability	2				v			v					v		v	
	26				v		-	v					v		v	
	66				v			v					v		v	
E.R.P / E.I.R.P	2	v	v	v	v	v	v	v	v	v	v	v	v	v	v	v
	4	v	v	v	v	v	v	v	v	v	v	v	v	v	v	v
	5	v	v	v	v	-	-	v	v	v	v	v	v	v	v	v
	26	v	v	v	v	v	-	v	v	v	v	v	v	v	v	v
	66	v	v	v	v	v	v	v	v	v	v	v	v	v	v	v
Radiated	2	Worst Case													v	

Spurious Emission	26	Worst Case		v	
	66	Worst Case		v	
Note	1. The mark "**v** " means that this configuration is chosen for testing 2. The mark "-" means that this bandwidth is not supported. 3. The device is investigated from 30MHz to 10 times of fundamental signal for radiated spurious emission test under different RB size/offset and modulations in exploratory test. Subsequently, only the worst case emissions are reported.				

2.2 Connection Diagram of Test System

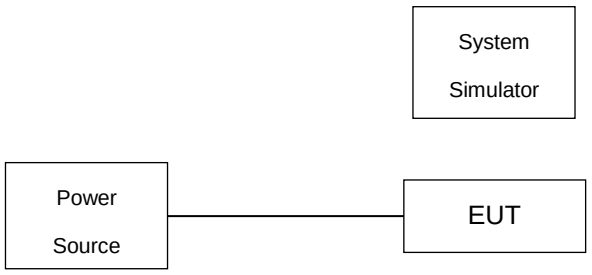

This example is connection diagram of EUT test configurations.

. For detail, please refer to test mode configuration and setup photographs for each test item.

2.3 Support Unit used in test configuration and system

Item	Equipment	Trade Name	Model No.	FCC ID	Data Cable	Power Cord
1.	Power Supply	GWINSTEK	PSS-2002	N/A	N/A	Unshielded, 1.8 m
2.	LTE Base Station	Anritsu	MT8820C	N/A	N/A	Unshielded, 1.8 m

2.4 Measurement Results Explanation Example

For all conducted test items:

The offset level is set in the spectrum analyzer to compensate the RF cable loss and attenuator factor between EUT conducted output port and spectrum analyzer. With the offset compensation, the spectrum analyzer reading level is exactly the EUT RF output level.

The spectrum analyzer offset is derived from RF cable loss and attenuator factor.

Offset = RF cable loss + attenuator factor.

Following shows an offset computation example with cable loss 4.5 dB and 10dB attenuator.

Example :

Offset(dB) = RF cable loss(dB) + attenuator factor(dB).

= 4.5 + 10 = 14.5 (dB)

2.5 Frequency List of Low/Middle/High Channels

LTE Band 2 Channel and Frequency List				
BW [MHz]	**Channel/Frequency(MHz)**	**Lowest**	**Middle**	**Highest**
20	Channel	18700	18900	19100
	Frequency	1860	1880	1900
15	Channel	18675	18900	19125
	Frequency	1857.5	1880	1902.5
10	Channel	18650	18900	19150
	Frequency	1855	1880	1905
5	Channel	18625	18900	19175
	Frequency	1852.5	1880	1907.5
3	Channel	18615	18900	19185
	Frequency	1851.5	1880	1908.5
1.4	Channel	18607	18900	19193
	Frequency	1850.7	1880	1909.3

LTE Band 4 Channel and Frequency List				
BW [MHz]	Channel/Frequency(MHz)	Lowest	Middle	Highest
20	Channel	20050	20175	20300
	Frequency	1720	1732.5	1745
15	Channel	20025	20175	20325
	Frequency	1717.5	1732.5	1747.5
10	Channel	20000	20175	20350
	Frequency	1715	1732.5	1750
5	Channel	19975	20175	20375
	Frequency	1712.5	1732.5	1752.5
3	Channel	19965	20175	20385
	Frequency	1711.5	1732.5	1753.5
1.4	Channel	19957	20175	20393
	Frequency	1710.7	1732.5	1754.3

LTE Band 5 Channel and Frequency List				
BW [MHz]	Channel/Frequency(MHz)	Lowest	Middle	Highest
10	Channel	20450	20525	20600
	Frequency	829	836.5	844
5	Channel	20425	20525	20625
	Frequency	826.5	836.5	846.5
3	Channel	20415	20525	20635
	Frequency	825.5	836.5	847.5
1.4	Channel	20407	20525	20643
	Frequency	824.7	836.5	848.3

LTE Band 26 Channel and Frequency List				
BW [MHz]	Channel/Frequency(MHz)	Lowest	Middle	Highest
15	Channel	26865	26915	26965
	Frequency	831.5	836.5	841.5
10	Channel	26840	26915	26990
	Frequency	829	836.5	844
5	Channel	26815	26915	27015
	Frequency	826.5	836.5	846.5
3	Channel	26805	26915	27025
	Frequency	825.5	836.5	847.5
1.4	Channel	26797	26915	27033
	Frequency	824.7	836.5	848.3

LTE Band 66 Channel and Frequency List				
BW [MHz]	Channel/Frequency(MHz)	Lowest	Middle	Highest
20	Channel	132072	132322	132572
	Frequency	1720	1745	1770
15	Channel	132047	132322	132597
	Frequency	1717.5	1745	1772.5
10	Channel	132022	132322	132622
	Frequency	1715	1745	1775
5	Channel	131997	132322	132647
	Frequency	1712.5	1745	1777.5
3	Channel	131987	132322	132657
	Frequency	1711.5	1745	1778.5
1.4	Channel	131979	132322	132665
	Frequency	1710.7	1745	1779.3

3 Conducted Test Items

3.1 Measuring Instruments

See list of measuring instruments of this test report.

3.2 Test Setup

3.2.1 Conducted Output Power



3.2.2 Peak-to-Average Ratio, Occupied Bandwidth ,Conducted Band-Edge and Conducted Spurious Emission

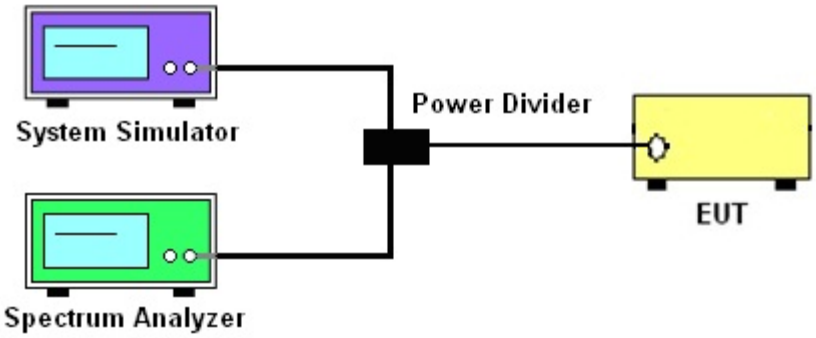

3.2.3 Frequency Stability

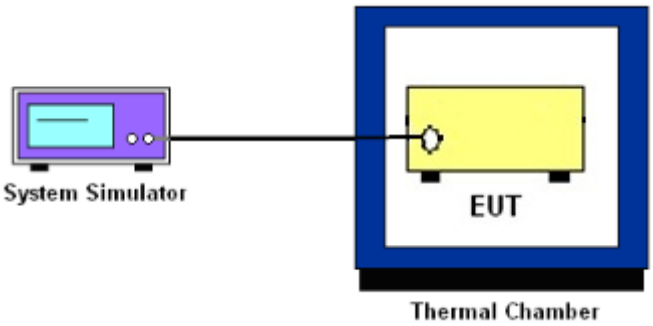

3.3 Test Result of Conducted Test

Please refer to Appendix A.

3.4 Conducted Output Power and ERP/EIRP

3.4.1 Description of the Conducted Output Power Measurement and ERP/EIRP Measurement

A system simulator was used to establish communication with the EUT. Its parameters were set to force the EUT transmitting at maximum output power. The measured power in the radio frequency on the transmitter output terminals shall be reported.

The ERP of mobile transmitters must not exceed 7 Watts for LTE Band 5 and Band 26.

The EIRP of mobile transmitters must not exceed 2 Watts for LTE Band 2.

The EIRP of mobile transmitters must not exceed 1 Watts for LTE Band 4 and Band 66.

According to KDB 412172 D01 Power Approach,

EIRP = $P_T + G_T – L_C$, ERP = EIRP -2.15, where

P_T = transmitter output power in dBm

G_T = gain of the transmitting antenna in dBi

L_C = signal attenuation in the connecting cable between the transmitter and antenna in dB

3.4.2 Test Procedures

1. The testing follows ANSI C63.26 Section 5.2
2. The transmitter output port was connected to the system simulator.
3. Set EUT at maximum power through the system simulator.
4. Select lowest, middle, and highest channels for each band and different modulation.
5. Measure and record the power level from the system simulator.

3.5 Peak-to-Average Ratio

3.5.1 Description of the PAR Measurement

Power Complementary Cumulative Distribution Function (CCDF) curves provide a means for characterizing the power peaks of a digitally modulated signal on a statistical basis. A CCDF curve depicts the probability of the peak signal amplitude exceeding the average power level. Most contemporary measurement instrumentation include the capability to produce CCDF curves for an input signal provided that the instrument's resolution bandwidth can be set wide enough to accommodate the entire input signal bandwidth. In measuring transmissions in this band using an average power technique, the peak-to-average ratio (PAR) of the transmission may not exceed 13 dB.

3.5.2 Test Procedures

1. The testing follows ANSI C63.26 Section 5.2.3.4 (CCDF).
2. The EUT was connected to spectrum and system simulator via a power divider.
3. Set the CCDF (Complementary Cumulative Distribution Function) option in spectrum analyzer.
4. The highest RF powers were measured and recorded the maximum PAPR level associated with a probability of 0.1 %.
5. Record the deviation as Peak to Average Ratio.

3.6 Occupied Bandwidth

3.6.1 Description of Occupied Bandwidth Measurement

The occupied bandwidth is the width of a frequency band such that, below the lower and above the upper frequency limits, the mean powers emitted are each equal to a specified percentage 0.5% of the total mean transmitted power.

The 26 dB emission bandwidth is defined as the frequency range between two points, one above and one below the carrier frequency, at which the spectral density of the emission is attenuated 26 dB below the maximum in-band spectral density of the modulated signal. Spectral density (power per unit bandwidth) is to be measured with a detector of resolution bandwidth equal to approximately 1.0% of the emission bandwidth.

3.6.2 Test Procedures

1. The testing follows ANSI C63.26 Section 5.4
2. The EUT was connected to spectrum analyzer and system simulator via a power divider.
3. The spectrum analyzer center frequency is set to the nominal EUT channel center frequency. The span range for the spectrum analyzer shall be between two and five times the anticipated OBW.
4. The nominal resolution bandwidth (RBW) shall be in the range of 1 to 5 % of the anticipated OBW, and the VBW shall be at least 3 times the RBW.
5. Set the detection mode to peak, and the trace mode to max hold.
6. Determine the reference value: Set the EUT to transmit a modulated signal. Allow the trace to stabilize. Set the spectrum analyzer marker to the highest level of the displayed trace.
   (this is the reference value)
7. Determine the “-26 dB down amplitude” as equal to (Reference Value – X).
8. Place two markers, one at the lowest and the other at the highest frequency of the envelope of the spectral display such that each marker is at or slightly below the “–X dB down amplitude” determined in step 6. If a marker is below this “-X dB down amplitude” value it shall be placed as close as possible to this value. The OBW is the positive frequency difference between the two markers.
9. Use the 99 % power bandwidth function of the spectrum analyzer and report the measured bandwidth.

3.7 Conducted Band Edge

3.7.1 Description of Conducted Band Edge Measurement

22.917(a)

For operations in the 824 – 849 MHz band, the FCC limit is 43 + $10\log_{10}$(P[Watts]) dB below the transmitter power P(Watts) in a 100kHz bandwidth. However, in the 1MHz bands immediately outside and adjacent to the licensee's frequency block, a resolution bandwidth of at least one percent of the emission bandwidth of the fundamental emission of the transmitter may be employed.

24.238 (a)

For operations in the 1850-1910 and 1930-1990 MHz band, the FCC limit is 43 + $10\log_{10}$(P[Watts]) dB below the transmitter power P(Watts) in a 1MHz bandwidth. However, in the 1 MHz bands immediately outside and adjacent to the frequency block a resolution bandwidth of at least one percent of the emission bandwidth of the fundamental emission of the transmitter may be employed.

27.53 (h)

For operations in the 1710 – 1755 MHz band, the FCC limit is 43 + $10\log_{10}$(P[Watts]) dB below the transmitter power P(Watts) in a 1 MHz bandwidth. However, in the 1MHz bands immediately outside and adjacent to the licensee's frequency block, a resolution bandwidth of at least one percent of the emission bandwidth of the fundamental emission of the transmitter may be employed.

3.7.2 Test Procedures

1. The testing follows ANSI C63.26 section 5.7
1. The EUT was connected to spectrum analyzer and system simulator via a power divider.
2. The band edges of low and high channels for the highest RF powers were measured.
3. Set RBW >= 1% EBW in the 1MHz band immediately outside and adjacent to the band edge.
4. Beyond the 1 MHz band from the band edge, RBW=1MHz was used or a narrower RBW was used and the measured power was integrated over the full required measurement bandwidth of 1 MHz.
5. Set spectrum analyzer with RMS detector.
6. The RF fundamental frequency should be excluded against the limit line in the operating frequency band.
7. Checked that all the results comply with the emission limit line.

   Example:

   The limit line is derived from 43 + 10log(P)dB below the transmitter power P(Watts)

   = P(W)- [43 + 10log(P)] (dB)

   = [30 + 10log(P)] (dBm) - [43 + 10log(P)] (dB) = -13dBm.
8. When using the integration method, the starting frequency of the integration shall be centered at one-half of the RBW away from the band edge.

3.8 Conducted Spurious Emission

3.8.1 Description of Conducted Spurious Emission Measurement

The power of any emission outside of the authorized operating frequency ranges must be lower than the transmitter power (P) by a factor of at least 43 + 10 log (P) dB.

It is measured by means of a calibrated spectrum analyzer and scanned from 30 MHz up to a frequency including its 10th harmonic.

3.8.2 Test Procedures

1. The testing follows ANSI C63.26 section 5.7
2. The EUT was connected to spectrum analyzer and system simulator via a power divider.
3. The RF output of EUT was connected to the spectrum analyzer by RF cable and attenuator. The path loss was compensated to the results for each measurement.
4. The middle channel for the highest RF power within the transmitting frequency was measured.
5. The conducted spurious emission for the whole frequency range was taken.
6. Make the measurement with the spectrum analyzer's RBW = 1MHz, VBW = 3MHz.
7. Set spectrum analyzer with RMS detector.
8. Taking the record of maximum spurious emission.
9. The RF fundamental frequency should be excluded against the limit line in the operating frequency band.
10. The limit line is derived from 43 + 10log(P)dB below the transmitter power P(Watts)
    = P(W)- [43 + 10log(P)] (dB)
    = [30 + 10log(P)] (dBm) - [43 + 10log(P)] (dB)
    = -13dBm.

3.9 Frequency Stability

3.9.1 Description of Frequency Stability Measurement

The frequency stability shall be measured by variation of ambient temperature and variation of primary supply voltage to ensure that the fundamental emission stays within the authorized frequency block. The frequency stability of the transmitter shall be maintained within ±0.00025% (±2.5ppm) of the center frequency.

3.9.2 Test Procedures for Temperature Variation

1. The testing follows ANSI C63.26 section 5.6.4
2. The EUT was set up in the thermal chamber and connected with the system simulator.
3. With power OFF, the temperature was decreased to -30°C and the EUT was stabilized before testing. Power was applied and the maximum change in frequency was recorded within one minute.
4. With power OFF, the temperature was raised in 10°C step up to 50°C. The EUT was stabilized at each step for at least half an hour. Power was applied and the maximum frequency change was recorded within one minute.

3.9.3 Test Procedures for Voltage Variation

1. The testing follows ANSI C63.26 section 5.6.5
2. The EUT was placed in a temperature chamber at 20±5°C and connected with the system simulator.
3. The power supply voltage to the EUT was varied from 85% to 115% of the nominal value for other than hand carried battery equipment.
4. For hand carried, battery powered equipment, reduce the primary ac or dc supply voltage to the battery operating end point, which shall be specified by the manufacturer.
5. The variation in frequency was measured for the worst case.

4 Radiated Test Items

4.1 Measuring Instruments

See list of measuring instruments of this test report.

4.2 Test Setup

4.2.1 For radiated test below 30MHz

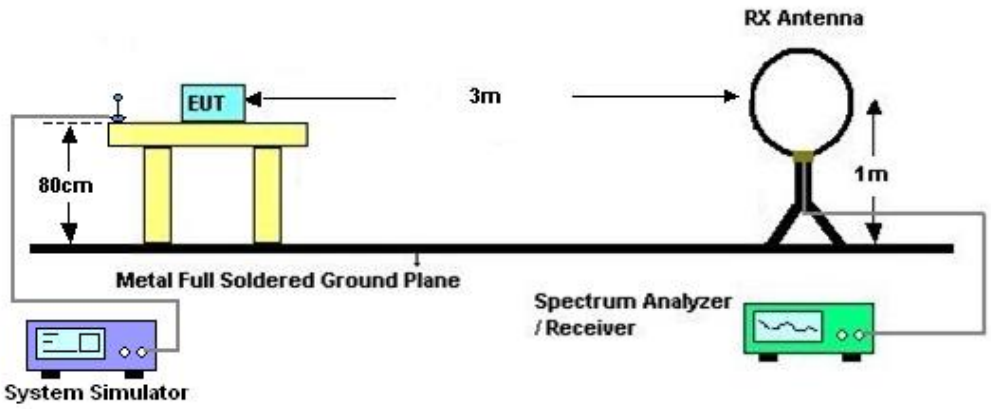

4.2.2 For radiated test from 30MHz to 1GHz

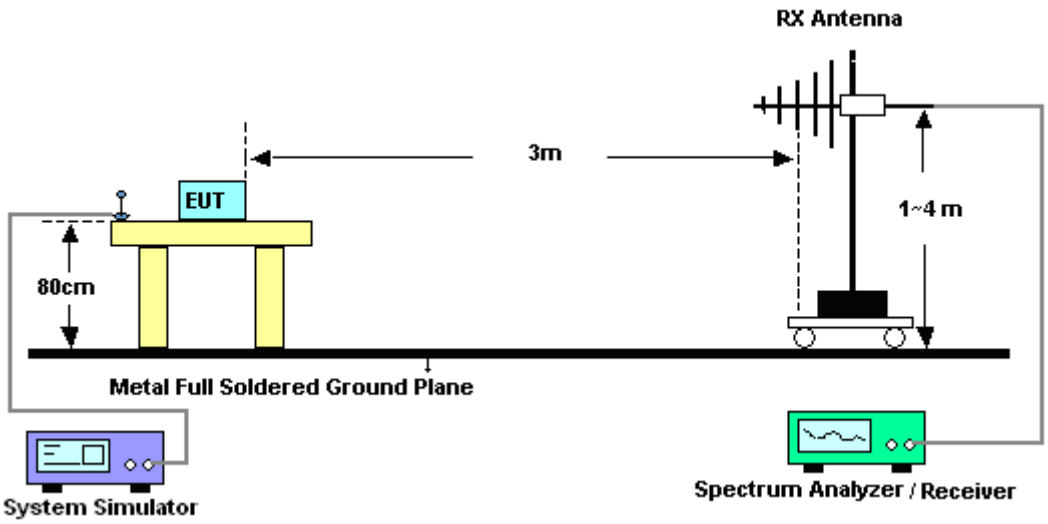

4.2.3 For radiated test above 1GHz

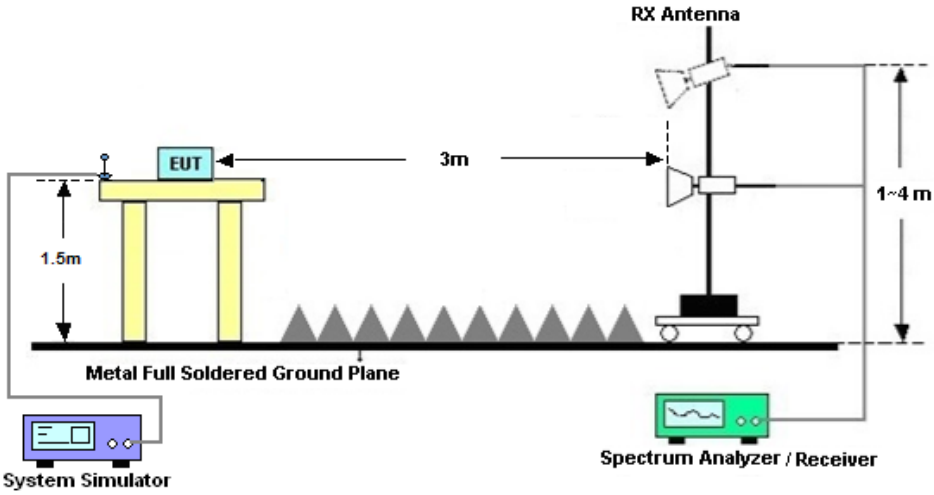

4.3 Test Result of Radiated Test

The low frequency, which started from 9 kHz to 30MHz, was pre-scanned and the result which was 20dB lower than the limit line was not reported.

Please refer to Appendix B.

4.4 Radiated Spurious Emission

4.4.1 Description of Radiated Spurious Emission

The radiated spurious emission was measured by substitution method according to ANSI C63.26. The power of any emission outside of the authorized operating frequency ranges must be attenuated below the transmitter power (P) by a factor of at least 43 + 10 log (P) dB.

The spectrum is scanned from 30 MHz up to a frequency including its 10th harmonic.

4.4.2 Test Procedures

1. The testing follows ANSI C63.26 Section 5.5
2. The EUT was placed on a turntable with 0.8 meter height for frequency below 1GHz and 1.5 meter height for frequency above 1GHz respectively above ground.
3. The EUT was set 3 meters from the receiving antenna mounted on the antenna tower.
4. The table was rotated 360 degrees to determine the position of the highest spurious emission.
5. The height of the receiving antenna is varied between 1m to 4m to search the maximum spurious emission for both horizontal and vertical polarizations.
6. During the measurement, the system simulator parameters were set to force the EUT transmitting at maximum output power.
7. Make the measurement with the spectrum analyzer's RBW = 1MHz, VBW = 3MHz, taking the record of maximum spurious emission.
8. A horn antenna was substituted in place of the EUT and was driven by a signal generator.
9. Tune the output power of signal generator to the same emission level with EUT maximum spurious emission.
10. EIRP (dBm) = S.G. Power – Tx Cable Loss + Tx Antenna Gain
11. ERP (dBm) = EIRP - 2.15
12. The RF fundamental frequency should be excluded against the limit line in the operating frequency band.
    The limit line is derived from 43 + 10log(P)dB below the transmitter power P(Watts)
    = P(W)- [43 + 10log(P)] (dB)
    = [30 + 10log(P)] (dBm) - [43 + 10log(P)] (dB)
    = -13dBm.

5 List of Measuring Equipment

Instrument	Manufacturer	Model No.	Serial No.	Characteristics	Calibration Date	Test Date	Due Date	Remark
Spectrum Analyzer	R&S	FSV40	101078	10Hz~40GHz	Apr. 02, 2025	Apr. 24, 2025~ Apr. 25, 2025	Apr. 01, 2026	Conducted (TH01-SZ)
DC Power Supply	TTI	PL330P	290070	Max 32V，3A	Oct. 14,2024	Apr. 24, 2025~ Apr. 25, 2025	Oct. 13, 2025	Conducted (TH01-SZ)
Power Divider	Titan	P02N005180	923402	0.4GHz~26.5GHz	Nov. 08, 2024	Apr. 24, 2025~ Apr. 25, 2025	Nov. 07, 2025	Conducted (TH01-SZ)
Thermal Chamber	Ten Billion Hongzhangroup	LP-150U	H2014081803	-40~+150°C	Jul. 03, 2024	Apr. 24, 2025~ Apr. 25, 2025	Jul. 02, 2025	Conducted (TH01-SZ)
EMI Test Receiver&SA	Agilent	N9038A	MY52260185	20Hz~26.5GHz	Dec. 25, 2024	Apr. 24, 2025~ Apr. 25, 2025	Dec. 24, 2025	Radiation (03CH01-SZ)
Loop Antenna	R&S	HFH2-Z2E	101141	9kHz~30MHz	Dec. 28, 2024	Apr. 24, 2025~ Apr. 25, 2025	Dec. 27, 2025	Radiation (03CH01-SZ)
HF Amplifier	KEYSIGHT	83017A	MY53270105	0.5GHz~26.5Ghz	Oct. 14, 2024	Apr. 24, 2025~ Apr. 25, 2025	Oct. 13, 2025	Radiation (03CH01-SZ
Bilog Antenna	TeseQ	CBL6112D	35407	30MHz-2GHz	Oct. 24, 2023	Apr. 24, 2025~ Apr. 25, 2025	Oct. 23, 2025	Radiation (03CH01-SZ)
Double Ridge Horn Antenna	ETS-Lindgren	3117	00119436	1GHz~18GHz	Jul. 04, 2024	Apr. 24, 2025~ Apr. 25, 2025	Jul. 03, 2025	Radiation (03CH01-SZ)
SHF-EHF Horn	com-power	AH-840	101071	18Ghz-40GHz	Apr. 03, 2025	Apr. 24, 2025~ Apr. 25, 2025	Apr. 02, 2027	Radiation (03CH01-SZ)
LF Amplifier	EM Electronics	EM330	060788	20MHz-3GHz	Dec. 25, 2024	Apr. 24, 2025~ Apr. 25, 2025	Dec. 24, 2025	Radiation (03CH01-SZ)
HF Amplifier	MITEQ	AMF-7D-00101800-30-10P-R	1943528	1GHz~18GHz	Oct. 14, 2024	Apr. 24, 2025~ Apr. 25, 2025	Oct. 13, 2025	Radiation (03CH01-SZ)
HF Amplifier	MITEQ	TTA1840-35-HG	1871923	18GHz~40GHz	Jul. 03, 2024	Apr. 24, 2025~ Apr. 25, 2025	Jul. 02, 2025	Radiation (03CH01-SZ)
AC Power Source	Chroma	61601	616010001985	N/A	Oct. 14, 2024	Apr. 24, 2025~ Apr. 25, 2025	Oct. 13, 2025	Radiation (03CH01-SZ)
Turn Table	EM	EM1000	N/A	0~360 degree	NCR	Apr. 24, 2025~ Apr. 25, 2025	NCR	Radiation (03CH01-SZ)
Antenna Mast	EM	EM1000	N/A	1 m~4 m	NCR	Apr. 24, 2025~ Apr. 25, 2025	NCR	Radiation (03CH01-SZ)

NCR: No Calibration Required

6 Measurement Uncertainty

The measurement uncertainties shown below were calculated in accordance with the requirements of ANSI 63.26-2015. All the measurement uncertainty value were shown with a coverage K=2 to indicate 95% level of confidence. The measurement data show herein meets or exceeds the CISPR measurement uncertainty values specified in CISPR 16-4-2 and can be compared directly to specified limit to determine compliance.

Uncertainty of Conducted Measurement

Test Item	Uncertainty
Conducted Spurious Emission & Bandedge	±1.34 dB
Occupied Channel Bandwidth	±0.012 MHz
Conducted Power	±1.34 dB
Peak to Average Ratio	±1.34 dB
Frequency Stability	±1.3 Hz

Uncertainty of Radiated Emission Measurement (30 MHz ~ 1000 MHz)

Measuring Uncertainty for a Level of Confidence of 95% (U = 2Uc(y))	2.48 dB

Uncertainty of Radiated Emission Measurement (1 GHz ~ 18 GHz)

Measuring Uncertainty for a Level of Confidence of 95% (U = 2Uc(y))	3.53 dB

Uncertainty of Radiated Emission Measurement (18 GHz ~ 40 GHz)

Measuring Uncertainty for a Level of Confidence of 95% (U = 2Uc(y))	4.02 dB

---------- THE END ----------

Appendix A. Test Results of Conducted Test

Test Engineer :	Nina Cheng	Temperature :	24~26℃
		Relative Humidity :	50~53%

Conducted Output Power(Average power) and ERP/EIRP

LTE Band 2_ANT4:

BW [MHz]	Modulation	RB Size	RB Offset	Power Low Ch. / Freq.	Power Middle Ch. / Freq.	Power High Ch. / Freq.	EIRP(W)		
Channel				18700	18900	19100			
Frequency (MHz)				1860	1880	1900	L	M	H
20	QPSK	1	0	24.14	24.25	24.21	0.1330	0.1365	0.1352
20	QPSK	1	49	24.17	24.18	24.03	0.1340	0.1343	0.1297
20	QPSK	1	99	24.04	24.22	24.17	0.1300	0.1355	0.1340
20	QPSK	50	0	23.00	23.12	22.95	0.1023	0.1052	0.1012
20	QPSK	50	24	23.04	23.00	22.96	0.1033	0.1023	0.1014
20	QPSK	50	50	23.03	23.06	22.92	0.1030	0.1038	0.1005
20	QPSK	100	0	22.89	23.00	22.90	0.0998	0.1023	0.1000
20	16QAM	1	0	23.18	23.15	23.08	0.1067	0.1059	0.1042
20	16QAM	1	49	23.20	23.00	23.14	0.1072	0.1023	0.1057
20	16QAM	1	99	23.22	23.21	23.16	0.1076	0.1074	0.1062
20	16QAM	50	0	21.91	22.09	22.06	0.0796	0.0830	0.0824
20	16QAM	50	24	22.02	22.06	21.90	0.0817	0.0824	0.0794
20	16QAM	50	50	22.09	22.05	21.99	0.0830	0.0822	0.0811
20	16QAM	100	0	22.09	21.91	22.23	0.0830	0.0796	0.0857
20	64QAM	1	0	21.95	22.00	22.03	0.0804	0.0813	0.0818
20	64QAM	1	49	22.11	22.02	21.94	0.0834	0.0817	0.0802
20	64QAM	1	99	21.98	22.11	22.15	0.0809	0.0834	0.0841
20	64QAM	50	0	21.10	21.19	21.13	0.0661	0.0675	0.0665
20	64QAM	50	24	21.12	21.05	21.14	0.0664	0.0653	0.0667
20	64QAM	50	50	21.22	21.16	21.10	0.0679	0.0670	0.0661
20	64QAM	100	0	21.03	21.08	21.14	0.0650	0.0658	0.0667
Channel				18675	18900	19125	EIRP(W)		
Frequency (MHz)				1857.5	1880	1902.5	L	M	H
15	QPSK	1	0	24.01	24.20	24.13	0.1291	0.1349	0.1327
15	QPSK	1	37	24.10	23.99	24.00	0.1318	0.1285	0.1288
15	QPSK	1	74	23.90	24.16	24.14	0.1259	0.1337	0.1330
15	QPSK	36	0	22.83	23.05	22.92	0.0984	0.1035	0.1005
15	QPSK	36	20	22.94	22.87	22.77	0.1009	0.0993	0.0971
15	QPSK	36	39	22.85	22.97	22.90	0.0989	0.1016	0.1000
15	QPSK	75	0	22.67	22.87	22.79	0.0948	0.0993	0.0975

15	16QAM	1	0	23.05	23.12	22.93	0.1035	0.1052	0.1007
15	16QAM	1	37	23.11	22.96	23.02	0.1050	0.1014	0.1028
15	16QAM	1	74	23.05	23.18	23.07	0.1035	0.1067	0.1040
15	16QAM	36	0	21.71	22.05	21.85	0.0760	0.0822	0.0785
15	16QAM	36	20	21.85	21.89	21.80	0.0785	0.0793	0.0776
15	16QAM	36	39	21.96	22.01	21.85	0.0805	0.0815	0.0785
15	16QAM	75	0	21.88	21.75	22.05	0.0791	0.0767	0.0822
15	64QAM	1	0	21.92	21.80	21.99	0.0798	0.0776	0.0811
15	64QAM	1	37	21.93	21.96	21.81	0.0800	0.0805	0.0778
15	64QAM	1	74	21.89	22.03	22.00	0.0793	0.0818	0.0813
15	64QAM	36	0	21.03	20.99	21.01	0.0650	0.0644	0.0647
15	64QAM	36	20	20.91	20.98	21.05	0.0632	0.0643	0.0653
15	64QAM	36	39	21.18	21.12	20.96	0.0673	0.0664	0.0640
15	64QAM	75	0	20.90	21.01	20.96	0.0631	0.0647	0.0640
Channel				18650	18900	19150	EIRP(W)		
Frequency (MHz)				1855	1880	1905	L	M	H
10	QPSK	1	0	23.99	24.05	24.01	0.1285	0.1303	0.1291
10	QPSK	1	25	24.12	24.02	23.98	0.1324	0.1294	0.1282
10	QPSK	1	49	23.92	24.16	23.96	0.1265	0.1337	0.1276
10	QPSK	25	0	22.82	23.05	22.73	0.0982	0.1035	0.0962
10	QPSK	25	12	22.92	22.93	22.79	0.1005	0.1007	0.0975
10	QPSK	25	25	22.89	22.85	22.79	0.0998	0.0989	0.0975
10	QPSK	50	0	22.70	22.81	22.75	0.0955	0.0979	0.0966
10	16QAM	1	0	23.15	22.99	22.90	0.1059	0.1021	0.1000
10	16QAM	1	25	23.02	22.81	22.95	0.1028	0.0979	0.1012
10	16QAM	1	49	23.16	23.15	23.12	0.1062	0.1059	0.1052
10	16QAM	25	0	21.86	21.97	21.89	0.0787	0.0807	0.0793
10	16QAM	25	12	22.00	21.86	21.73	0.0813	0.0787	0.0764
10	16QAM	25	25	21.91	21.97	21.97	0.0796	0.0807	0.0807
10	16QAM	50	0	21.92	21.81	22.06	0.0798	0.0778	0.0824
10	64QAM	1	0	21.90	21.91	21.89	0.0794	0.0796	0.0793
10	64QAM	1	25	21.92	21.98	21.74	0.0798	0.0809	0.0766
10	64QAM	1	49	21.92	22.01	21.96	0.0798	0.0815	0.0805
10	64QAM	25	0	20.93	21.00	20.94	0.0635	0.0646	0.0637
10	64QAM	25	12	21.09	20.97	20.97	0.0659	0.0641	0.0641
10	64QAM	25	25	21.17	21.10	20.88	0.0671	0.0661	0.0628
10	64QAM	50	0	20.81	20.87	21.03	0.0618	0.0627	0.0650
Channel				18625	18900	19175	EIRP(W)		
Frequency (MHz)				1852.5	1880	1907.5	L	M	H
5	QPSK	1	0	23.97	24.19	24.01	0.1279	0.1346	0.1291
5	QPSK	1	12	24.10	24.09	24.00	0.1318	0.1315	0.1288
5	QPSK	1	24	23.93	24.17	24.11	0.1268	0.1340	0.1321
5	QPSK	12	0	22.90	23.05	22.85	0.1000	0.1035	0.0989
5	QPSK	12	7	22.98	22.90	22.84	0.1019	0.1000	0.0986
5	QPSK	12	13	22.86	23.03	22.89	0.0991	0.1030	0.0998
5	QPSK	25	0	22.81	22.86	22.80	0.0979	0.0991	0.0977
5	16QAM	1	0	22.96	22.97	22.92	0.1014	0.1016	0.1005

5	16QAM	1	12	23.01	22.83	22.98	0.1026	0.0984	0.1019
5	16QAM	1	24	23.20	23.18	23.14	0.1072	0.1067	0.1057
5	16QAM	12	0	21.77	21.88	21.89	0.0771	0.0791	0.0793
5	16QAM	12	7	21.89	21.94	21.78	0.0793	0.0802	0.0773
5	16QAM	12	13	21.90	21.89	21.90	0.0794	0.0793	0.0794
5	16QAM	25	0	21.94	21.83	22.08	0.0802	0.0782	0.0828
5	64QAM	1	0	21.78	21.94	21.82	0.0773	0.0802	0.0780
5	64QAM	1	12	22.07	21.89	21.79	0.0826	0.0793	0.0774
5	64QAM	1	24	21.90	21.93	21.99	0.0794	0.0800	0.0811
5	64QAM	12	0	21.01	21.09	20.91	0.0647	0.0659	0.0632
5	64QAM	12	7	21.04	20.90	21.09	0.0652	0.0631	0.0659
5	64QAM	12	13	21.19	20.94	21.08	0.0675	0.0637	0.0658
5	64QAM	25	0	20.87	21.02	21.01	0.0627	0.0649	0.0647
Channel				18615	18900	19185	EIRP(W)		
Frequency (MHz)				1851.5	1880	1908.5	L	M	H
3	QPSK	1	0	23.94	24.08	24.00	0.1271	0.1312	0.1288
3	QPSK	1	8	24.13	24.03	23.96	0.1327	0.1297	0.1276
3	QPSK	1	14	23.97	24.06	23.95	0.1279	0.1306	0.1274
3	QPSK	8	0	22.95	23.07	22.78	0.1012	0.1040	0.0973
3	QPSK	8	4	23.00	22.82	22.86	0.1023	0.0982	0.0991
3	QPSK	8	7	22.82	22.95	22.88	0.0982	0.1012	0.0995
3	QPSK	15	0	22.78	22.95	22.84	0.0973	0.1012	0.0986
3	16QAM	1	0	23.01	23.08	22.92	0.1026	0.1042	0.1005
3	16QAM	1	8	23.06	22.84	22.92	0.1038	0.0986	0.1005
3	16QAM	1	14	23.04	23.17	23.08	0.1033	0.1064	0.1042
3	16QAM	8	0	21.87	21.95	21.97	0.0789	0.0804	0.0807
3	16QAM	8	4	21.98	22.00	21.69	0.0809	0.0813	0.0757
3	16QAM	8	7	21.89	21.96	21.81	0.0793	0.0805	0.0778
3	16QAM	15	0	21.89	21.74	22.13	0.0793	0.0766	0.0838
3	64QAM	1	0	21.80	21.79	21.97	0.0776	0.0774	0.0807
3	64QAM	1	8	22.04	21.88	21.85	0.0820	0.0791	0.0785
3	64QAM	1	14	21.85	21.96	22.02	0.0785	0.0805	0.0817
3	64QAM	8	0	20.94	21.14	20.96	0.0637	0.0667	0.0640
3	64QAM	8	4	21.09	20.86	21.11	0.0659	0.0625	0.0662
3	64QAM	8	7	21.12	21.08	20.96	0.0664	0.0658	0.0640
3	64QAM	15	0	20.92	20.99	21.10	0.0634	0.0644	0.0661
Channel				18607	18900	19193	EIRP(W)		
Frequency (MHz)				1850.7	1880	1909.3	L	M	H
1.4	QPSK	1	0	24.07	24.19	24.06	0.1309	0.1346	0.1306
1.4	QPSK	1	3	24.01	24.08	23.81	0.1291	0.1312	0.1233
1.4	QPSK	1	5	23.95	24.02	23.99	0.1274	0.1294	0.1285
1.4	QPSK	3	0	24.12	24.20	24.05	0.1324	0.1349	0.1303
1.4	QPSK	3	1	24.06	24.01	23.83	0.1306	0.1291	0.1239
1.4	QPSK	3	3	23.97	24.00	23.99	0.1279	0.1288	0.1285
1.4	QPSK	6	0	22.86	22.93	22.82	0.0991	0.1007	0.0982
1.4	16QAM	1	0	22.83	22.96	22.86	0.0984	0.1014	0.0991
1.4	16QAM	1	3	22.98	23.04	22.77	0.1019	0.1033	0.0971

1.4	16QAM	1	5	22.69	22.81	22.83	0.0953	0.0979	0.0984
1.4	16QAM	3	0	23.08	22.95	22.98	0.1042	0.1012	0.1019
1.4	16QAM	3	1	23.17	22.88	23.04	0.1064	0.0995	0.1033
1.4	16QAM	3	3	23.06	23.04	23.11	0.1038	0.1033	0.1050
1.4	16QAM	6	0	21.84	21.95	21.99	0.0783	0.0804	0.0811
1.4	64QAM	1	0	21.82	22.01	21.75	0.0780	0.0815	0.0767
1.4	64QAM	1	3	22.03	21.88	21.85	0.0818	0.0791	0.0785
1.4	64QAM	1	5	22.04	21.88	22.12	0.0820	0.0791	0.0836
1.4	64QAM	3	0	21.74	21.92	21.95	0.0766	0.0798	0.0804
1.4	64QAM	3	1	22.04	21.96	21.82	0.0820	0.0805	0.0780
1.4	64QAM	3	3	21.86	21.91	22.11	0.0787	0.0796	0.0834
1.4	64QAM	6	0	20.91	21.15	20.93	0.0632	0.0668	0.0635

LTE Band 4_ANT1:

BW [MHz]	Modulation	RB Size	RB Offset	Power Low Ch. / Freq.	Power Middle Ch. / Freq.	Power High Ch. / Freq.	EIRP(W)		
Channel				20050	20175	20300			
Frequency (MHz)				1720	1732.5	1745	L	M	H
20	QPSK	1	0	24.14	24.37	24.23	0.1330	0.1403	0.1358
20	QPSK	1	49	24.10	24.23	24.20	0.1318	0.1358	0.1349
20	QPSK	1	99	24.09	24.27	24.11	0.1315	0.1371	0.1321
20	QPSK	50	0	23.24	23.28	23.05	0.1081	0.1091	0.1035
20	QPSK	50	24	23.21	23.13	22.97	0.1074	0.1054	0.1016
20	QPSK	50	50	23.25	23.15	23.01	0.1084	0.1059	0.1026
20	QPSK	100	0	23.34	23.41	23.06	0.1107	0.1125	0.1038
20	16QAM	1	0	23.37	23.24	23.04	0.1114	0.1081	0.1033
20	16QAM	1	49	23.33	23.16	22.90	0.1104	0.1062	0.1000
20	16QAM	1	99	23.31	23.15	22.95	0.1099	0.1059	0.1012
20	16QAM	50	0	22.44	22.29	22.14	0.0899	0.0869	0.0839
20	16QAM	50	24	22.36	22.21	22.03	0.0883	0.0853	0.0818
20	16QAM	50	50	22.33	22.16	22.06	0.0877	0.0843	0.0824
20	16QAM	100	0	22.39	22.25	22.04	0.0889	0.0861	0.0820
20	64QAM	1	0	22.36	22.25	22.09	0.0883	0.0861	0.0830
20	64QAM	1	49	22.22	22.18	21.97	0.0855	0.0847	0.0807
20	64QAM	1	99	22.25	22.21	22.05	0.0861	0.0853	0.0822
20	64QAM	50	0	21.42	21.32	21.10	0.0711	0.0695	0.0661
20	64QAM	50	24	21.35	21.18	20.99	0.0700	0.0673	0.0644
20	64QAM	50	50	21.34	21.17	21.02	0.0698	0.0671	0.0649
20	64QAM	100	0	21.37	21.28	21.13	0.0703	0.0689	0.0665
Channel				20025	20175	20325	EIRP(W)		
Frequency (MHz)				1717.5	1732.5	1747.5	L	M	H
15	QPSK	1	0	23.97	24.18	24.17	0.1279	0.1343	0.1340
15	QPSK	1	37	23.90	24.04	24.04	0.1259	0.1300	0.1300
15	QPSK	1	74	24.01	24.17	23.92	0.1291	0.1340	0.1265
15	QPSK	36	0	23.21	23.20	22.99	0.1074	0.1072	0.1021

15	QPSK	36	20	23.17	23.04	22.81	0.1064	0.1033	0.0979
15	QPSK	36	39	23.22	23.07	22.98	0.1076	0.1040	0.1019
15	QPSK	75	0	23.29	23.35	23.02	0.1094	0.1109	0.1028
15	16QAM	1	0	23.16	23.21	22.85	0.1062	0.1074	0.0989
15	16QAM	1	37	23.26	22.95	22.86	0.1086	0.1012	0.0991
15	16QAM	1	74	23.27	23.04	22.78	0.1089	0.1033	0.0973
15	16QAM	36	0	22.32	22.24	22.11	0.0875	0.0859	0.0834
15	16QAM	36	20	22.14	22.14	22.01	0.0839	0.0839	0.0815
15	16QAM	36	39	22.17	22.01	21.88	0.0845	0.0815	0.0791
15	16QAM	75	0	22.26	22.03	21.83	0.0863	0.0818	0.0782
15	64QAM	1	0	22.25	22.11	22.01	0.0861	0.0834	0.0815
15	64QAM	1	37	22.12	22.08	21.85	0.0836	0.0828	0.0785
15	64QAM	1	74	22.06	22.16	22.03	0.0824	0.0843	0.0818
15	64QAM	36	0	21.22	21.29	20.95	0.0679	0.0690	0.0638
15	64QAM	36	20	21.28	21.16	20.87	0.0689	0.0670	0.0627
15	64QAM	36	39	21.15	21.03	20.94	0.0668	0.0650	0.0637
15	64QAM	75	0	21.18	21.12	21.08	0.0673	0.0664	0.0658
Channel				20000	20175	20350	EIRP(W)		
Frequency (MHz)				1715	1732.5	1750	L	M	H
10	QPSK	1	0	24.04	24.28	24.13	0.1300	0.1374	0.1327
10	QPSK	1	25	24.01	24.07	24.03	0.1291	0.1309	0.1297
10	QPSK	1	49	23.95	24.11	24.09	0.1274	0.1321	0.1315
10	QPSK	25	0	23.10	23.11	22.88	0.1047	0.1050	0.0995
10	QPSK	25	12	23.18	22.97	22.80	0.1067	0.1016	0.0977
10	QPSK	25	25	23.11	23.08	22.86	0.1050	0.1042	0.0991
10	QPSK	50	0	23.16	23.33	22.84	0.1062	0.1104	0.0986
10	16QAM	1	0	23.21	23.03	22.86	0.1074	0.1030	0.0991
10	16QAM	1	25	23.16	23.00	22.69	0.1062	0.1023	0.0953
10	16QAM	1	49	23.18	23.04	22.80	0.1067	0.1033	0.0977
10	16QAM	25	0	22.23	22.16	21.94	0.0857	0.0843	0.0802
10	16QAM	25	12	22.20	22.04	21.90	0.0851	0.0820	0.0794
10	16QAM	25	25	22.29	22.05	22.04	0.0869	0.0822	0.0820
10	16QAM	50	0	22.20	22.18	21.82	0.0851	0.0847	0.0780
10	64QAM	1	0	22.29	22.11	22.00	0.0869	0.0834	0.0813
10	64QAM	1	25	22.12	22.07	21.81	0.0836	0.0826	0.0778
10	64QAM	1	49	22.11	22.06	21.94	0.0834	0.0824	0.0802
10	64QAM	25	0	21.34	21.24	21.03	0.0698	0.0682	0.0650
10	64QAM	25	12	21.26	21.12	20.97	0.0685	0.0664	0.0641
10	64QAM	25	25	21.29	20.96	20.99	0.0690	0.0640	0.0644
10	64QAM	50	0	21.33	21.22	20.93	0.0697	0.0679	0.0635
Channel				19975	20175	20375	EIRP(W)		
Frequency (MHz)				1712.5	1732.5	1752.5	L	M	H
5	QPSK	1	0	23.92	24.27	24.19	0.1265	0.1371	0.1346
5	QPSK	1	12	23.99	24.03	24.06	0.1285	0.1297	0.1306
5	QPSK	1	24	24.04	24.13	23.95	0.1300	0.1327	0.1274
5	QPSK	12	0	23.14	23.20	22.98	0.1057	0.1072	0.1019
5	QPSK	12	7	23.19	22.92	22.75	0.1069	0.1005	0.0966

5	QPSK	12	13	23.20	23.10	22.81	0.1072	0.1047	0.0979
5	QPSK	25	0	23.19	23.35	22.95	0.1069	0.1109	0.1012
5	16QAM	1	0	23.30	23.11	22.93	0.1096	0.1050	0.1007
5	16QAM	1	12	23.16	22.94	22.79	0.1062	0.1009	0.0975
5	16QAM	1	24	23.17	22.99	22.87	0.1064	0.1021	0.0993
5	16QAM	12	0	22.29	22.12	22.09	0.0869	0.0836	0.0830
5	16QAM	12	7	22.26	22.17	21.87	0.0863	0.0845	0.0789
5	16QAM	12	13	22.14	22.03	21.87	0.0839	0.0818	0.0789
5	16QAM	25	0	22.23	22.10	21.86	0.0857	0.0832	0.0787
5	64QAM	1	0	22.26	22.17	21.89	0.0863	0.0845	0.0793
5	64QAM	1	12	22.02	22.02	21.86	0.0817	0.0817	0.0787
5	64QAM	1	24	22.17	22.15	21.91	0.0845	0.0841	0.0796
5	64QAM	12	0	21.22	21.24	20.99	0.0679	0.0682	0.0644
5	64QAM	12	7	21.26	21.15	20.83	0.0685	0.0668	0.0621
5	64QAM	12	13	21.28	21.10	20.85	0.0689	0.0661	0.0624
5	64QAM	25	0	21.33	21.22	21.00	0.0697	0.0679	0.0646
Channel				19965	20175	20385	EIRP(W)		
Frequency (MHz)				1711.5	1732.5	1753.5	L	M	H
3	QPSK	1	0	24.04	24.21	24.06	0.1300	0.1352	0.1306
3	QPSK	1	8	24.08	24.03	24.13	0.1312	0.1297	0.1327
3	QPSK	1	14	23.91	24.21	23.94	0.1262	0.1352	0.1271
3	QPSK	8	0	23.05	23.14	22.91	0.1035	0.1057	0.1002
3	QPSK	8	4	23.12	22.93	22.89	0.1052	0.1007	0.0998
3	QPSK	8	7	23.19	23.03	22.96	0.1069	0.1030	0.1014
3	QPSK	15	0	23.27	23.38	22.86	0.1089	0.1117	0.0991
3	16QAM	1	0	23.17	23.19	22.83	0.1064	0.1069	0.0984
3	16QAM	1	8	23.18	22.97	22.88	0.1067	0.1016	0.0995
3	16QAM	1	14	23.15	23.13	22.82	0.1059	0.1054	0.0982
3	16QAM	8	0	22.31	22.09	22.10	0.0873	0.0830	0.0832
3	16QAM	8	4	22.27	22.18	21.96	0.0865	0.0847	0.0805
3	16QAM	8	7	22.28	22.12	21.95	0.0867	0.0836	0.0804
3	16QAM	15	0	22.22	22.06	21.90	0.0855	0.0824	0.0794
3	64QAM	1	0	22.22	22.09	21.99	0.0855	0.0830	0.0811
3	64QAM	1	8	22.12	22.00	21.81	0.0836	0.0813	0.0778
3	64QAM	1	14	22.09	22.03	21.87	0.0830	0.0818	0.0789
3	64QAM	8	0	21.29	21.22	21.01	0.0690	0.0679	0.0647
3	64QAM	8	4	21.30	21.11	20.84	0.0692	0.0662	0.0622
3	64QAM	8	7	21.32	21.05	20.95	0.0695	0.0653	0.0638
3	64QAM	15	0	21.33	21.14	21.02	0.0697	0.0667	0.0649
Channel				19950	20175	20393	EIRP(W)		
Frequency (MHz)				1710	1732.5	1754.3	L	M	H
1.4	QPSK	1	0	24.05	24.31	24.20	0.1303	0.1384	0.1349
1.4	QPSK	1	3	23.99	24.14	24.05	0.1285	0.1330	0.1303
1.4	QPSK	1	5	23.87	24.07	24.05	0.1250	0.1309	0.1303
1.4	QPSK	3	0	23.92	24.34	24.02	0.1265	0.1393	0.1294
1.4	QPSK	3	1	24.05	24.13	24.15	0.1303	0.1327	0.1334
1.4	QPSK	3	3	24.07	24.16	24.03	0.1309	0.1337	0.1297

1.4	QPSK	6	0	23.05	23.17	23.01	0.1035	0.1064	0.1026
1.4	16QAM	1	0	23.16	23.07	22.87	0.1062	0.1040	0.0993
1.4	16QAM	1	3	23.08	22.95	22.83	0.1042	0.1012	0.0984
1.4	16QAM	1	5	23.25	23.22	22.96	0.1084	0.1076	0.1014
1.4	16QAM	3	0	23.17	23.08	22.99	0.1064	0.1042	0.1021
1.4	16QAM	3	1	23.17	22.96	22.69	0.1064	0.1014	0.0953
1.4	16QAM	3	3	23.24	22.99	22.75	0.1081	0.1021	0.0966
1.4	16QAM	6	0	22.26	22.15	21.93	0.0863	0.0841	0.0800
1.4	64QAM	1	0	22.30	22.05	21.91	0.0871	0.0822	0.0796
1.4	64QAM	1	3	22.20	22.02	21.89	0.0851	0.0817	0.0793
1.4	64QAM	1	5	22.20	22.08	22.00	0.0851	0.0828	0.0813
1.4	64QAM	3	0	22.16	22.05	22.02	0.0843	0.0822	0.0817
1.4	64QAM	3	1	22.03	22.13	21.95	0.0818	0.0838	0.0804
1.4	64QAM	3	3	22.05	22.08	21.91	0.0822	0.0828	0.0796
1.4	64QAM	6	0	21.25	21.14	20.98	0.0684	0.0667	0.0643

LTE Band 5_ANT1:

BW [MHz]	Modulation	RB Size	RB Offset	Power Low Ch. / Freq.	Power Middle Ch. / Freq.	Power High Ch. / Freq.	ERP(W)		
Channel				20450	20525	20600			
Frequency (MHz)				829	836.5	844	L	M	H
10	QPSK	1	0	24.17	24.37	24.34	0.0817	0.0855	0.0849
10	QPSK	1	25	24.10	24.29	24.27	0.0804	0.0839	0.0836
10	QPSK	1	49	24.12	24.23	24.25	0.0807	0.0828	0.0832
10	QPSK	25	0	23.26	23.37	23.31	0.0662	0.0679	0.0670
10	QPSK	25	12	23.21	23.28	23.20	0.0655	0.0665	0.0653
10	QPSK	25	25	23.22	23.24	23.24	0.0656	0.0659	0.0659
10	QPSK	50	0	23.33	23.41	23.28	0.0673	0.0685	0.0665
10	16QAM	1	0	23.30	23.45	23.34	0.0668	0.0692	0.0675
10	16QAM	1	25	23.26	23.34	23.20	0.0662	0.0675	0.0653
10	16QAM	1	49	23.20	23.41	23.20	0.0653	0.0685	0.0653
10	16QAM	25	0	22.31	22.44	22.33	0.0532	0.0548	0.0535
10	16QAM	25	12	22.24	22.34	22.26	0.0524	0.0536	0.0526
10	16QAM	25	25	22.22	22.30	22.21	0.0521	0.0531	0.0520
10	16QAM	50	0	22.32	22.46	22.37	0.0533	0.0551	0.0540
10	64QAM	1	0	22.27	22.30	22.17	0.0527	0.0531	0.0515
10	64QAM	1	25	22.15	22.21	22.08	0.0513	0.0520	0.0505
10	64QAM	1	49	22.13	22.17	22.08	0.0511	0.0515	0.0505
10	64QAM	25	0	21.31	21.38	21.32	0.0423	0.0430	0.0424
10	64QAM	25	12	21.19	21.26	21.18	0.0411	0.0418	0.0410
10	64QAM	25	25	21.22	21.30	21.25	0.0414	0.0422	0.0417
10	64QAM	50	0	21.26	21.33	21.28	0.0418	0.0425	0.0420
Channel				20425	20525	20625	ERP(W)		
Frequency (MHz)				826.5	836.5	846.5	L	M	H
5	QPSK	1	0	23.98	24.29	24.21	0.0782	0.0839	0.0824

5	QPSK	1	12	23.90	24.17	24.22	0.0767	0.0817	0.0826
5	QPSK	1	24	24.05	24.20	24.20	0.0794	0.0822	0.0822
5	QPSK	12	0	23.23	23.18	23.27	0.0658	0.0650	0.0664
5	QPSK	12	7	23.04	23.20	23.17	0.0630	0.0653	0.0649
5	QPSK	12	13	23.06	23.19	23.06	0.0632	0.0652	0.0632
5	QPSK	25	0	23.14	23.23	23.09	0.0644	0.0658	0.0637
5	16QAM	1	0	23.26	23.35	23.23	0.0662	0.0676	0.0658
5	16QAM	1	12	23.11	23.13	23.12	0.0640	0.0643	0.0641
5	16QAM	1	24	23.03	23.20	22.99	0.0628	0.0653	0.0622
5	16QAM	12	0	22.24	22.31	22.28	0.0524	0.0532	0.0528
5	16QAM	12	7	22.17	22.19	22.15	0.0515	0.0518	0.0513
5	16QAM	12	13	22.19	22.08	22.16	0.0518	0.0505	0.0514
5	16QAM	25	0	22.30	22.40	22.23	0.0531	0.0543	0.0522
5	64QAM	1	0	22.23	22.12	21.99	0.0522	0.0509	0.0494
5	64QAM	1	12	22.07	22.08	21.98	0.0504	0.0505	0.0493
5	64QAM	1	24	22.03	22.13	21.94	0.0499	0.0511	0.0489
5	64QAM	12	0	21.21	21.30	21.19	0.0413	0.0422	0.0411
5	64QAM	12	7	21.06	21.06	21.11	0.0399	0.0399	0.0404
5	64QAM	12	13	21.18	21.23	21.18	0.0410	0.0415	0.0410
5	64QAM	25	0	21.05	21.26	21.22	0.0398	0.0418	0.0414
Channel				20415	20525	20635	ERP(W)		
Frequency (MHz)				825.5	836.5	847.5	L	M	H
3	QPSK	1	0	23.99	24.25	24.31	0.0783	0.0832	0.0843
3	QPSK	1	8	23.90	24.20	24.20	0.0767	0.0822	0.0822
3	QPSK	1	14	23.94	24.09	24.19	0.0774	0.0802	0.0820
3	QPSK	8	0	23.12	23.16	23.23	0.0641	0.0647	0.0658
3	QPSK	8	4	23.14	23.20	23.12	0.0644	0.0653	0.0641
3	QPSK	8	7	23.11	23.06	23.10	0.0640	0.0632	0.0638
3	QPSK	15	0	23.26	23.24	23.15	0.0662	0.0659	0.0646
3	16QAM	1	0	23.11	23.38	23.27	0.0640	0.0681	0.0664
3	16QAM	1	8	23.20	23.18	23.04	0.0653	0.0650	0.0630
3	16QAM	1	14	23.08	23.38	23.16	0.0635	0.0681	0.0647
3	16QAM	8	0	22.25	22.25	22.18	0.0525	0.0525	0.0516
3	16QAM	8	4	22.03	22.16	22.07	0.0499	0.0514	0.0504
3	16QAM	8	7	22.09	22.23	22.11	0.0506	0.0522	0.0508
3	16QAM	15	0	22.28	22.36	22.16	0.0528	0.0538	0.0514
3	64QAM	1	0	22.05	22.13	22.13	0.0501	0.0511	0.0511
3	64QAM	1	8	22.00	22.12	21.98	0.0495	0.0509	0.0493
3	64QAM	1	14	21.94	22.05	21.94	0.0489	0.0501	0.0489
3	64QAM	8	0	21.13	21.19	21.22	0.0406	0.0411	0.0414
3	64QAM	8	4	21.11	21.05	20.99	0.0404	0.0398	0.0393
3	64QAM	8	7	21.07	21.15	21.13	0.0400	0.0407	0.0406
3	64QAM	15	0	21.07	21.30	21.09	0.0400	0.0422	0.0402
Channel				20407	20525	20643	ERP(W)		
Frequency (MHz)				824.7	836.5	848.3	L	M	H
1.4	QPSK	1	0	24.03	24.23	24.25	0.0791	0.0828	0.0832
1.4	QPSK	1	3	23.94	24.19	24.19	0.0774	0.0820	0.0820

1.4	QPSK	1	5	23.93	24.10	24.07	0.0773	0.0804	0.0798
1.4	QPSK	3	0	23.98	24.30	24.22	0.0782	0.0841	0.0826
1.4	QPSK	3	1	23.95	24.22	24.15	0.0776	0.0826	0.0813
1.4	QPSK	3	3	24.02	24.06	24.07	0.0789	0.0796	0.0798
1.4	QPSK	6	0	23.17	23.25	23.28	0.0649	0.0661	0.0665
1.4	16QAM	1	0	23.01	23.09	22.99	0.0625	0.0637	0.0622
1.4	16QAM	1	3	23.06	23.11	23.07	0.0632	0.0640	0.0634
1.4	16QAM	1	5	23.24	23.35	23.06	0.0659	0.0676	0.0632
1.4	16QAM	3	0	23.22	23.39	23.18	0.0656	0.0682	0.0650
1.4	16QAM	3	1	23.16	23.22	23.13	0.0647	0.0656	0.0643
1.4	16QAM	3	3	23.14	23.34	23.16	0.0644	0.0675	0.0647
1.4	16QAM	6	0	22.17	22.38	22.14	0.0515	0.0541	0.0512
1.4	64QAM	1	0	22.11	22.25	22.15	0.0508	0.0525	0.0513
1.4	64QAM	1	3	22.01	22.11	22.11	0.0497	0.0508	0.0508
1.4	64QAM	1	5	22.15	22.41	22.30	0.0513	0.0545	0.0531
1.4	64QAM	3	0	22.21	22.27	22.11	0.0520	0.0527	0.0508
1.4	64QAM	3	1	22.04	22.12	22.05	0.0500	0.0509	0.0501
1.4	64QAM	3	3	22.01	22.12	21.87	0.0497	0.0509	0.0481
1.4	64QAM	6	0	21.26	21.18	21.30	0.0418	0.0410	0.0422

LTE Band 26_ANT1:

BW [MHz]	Modulation	RB Size	RB Offset	Power Low Ch. / Freq.	Power Low Ch. / Freq.	Power Middle Ch. / Freq.	Power High Ch. / Freq.	ERP(W)			
Channel				26790	26865	26915	26965				
Frequency (MHz)				824	831.5	836.5	841.5	Straddle Ch	L	M	H
15	QPSK	1	0	24.02	24.02	24.41	24.19	0.0789	0.0789	0.0863	0.0820
15	QPSK	1	37	23.92	23.92	24.29	24.14	0.0771	0.0771	0.0839	0.0811
15	QPSK	1	74	23.97	23.97	24.28	24.08	0.0780	0.0780	0.0838	0.0800
15	QPSK	36	0	22.98	22.98	23.11	23.06	0.0621	0.0621	0.0640	0.0632
15	QPSK	36	20	22.87	22.87	23.00	23.00	0.0605	0.0605	0.0624	0.0624
15	QPSK	36	39	22.86	22.86	22.97	23.01	0.0604	0.0604	0.0619	0.0625
15	QPSK	75	0	23.01	23.01	23.15	23.14	0.0625	0.0625	0.0646	0.0644
15	16QAM	1	0	23.02	23.02	23.17	23.11	0.0627	0.0627	0.0649	0.0640
15	16QAM	1	37	22.87	22.87	23.03	23.06	0.0605	0.0605	0.0628	0.0632
15	16QAM	1	74	22.93	22.93	23.08	23.04	0.0614	0.0614	0.0635	0.0630
15	16QAM	36	0	22.02	22.02	22.20	22.00	0.0498	0.0498	0.0519	0.0495
15	16QAM	36	20	21.91	21.91	22.12	21.95	0.0485	0.0485	0.0509	0.0490
15	16QAM	36	39	21.94	21.94	22.16	21.96	0.0489	0.0489	0.0514	0.0491
15	16QAM	75	0	21.87	21.87	22.17	22.02	0.0481	0.0481	0.0515	0.0498
15	64QAM	1	0	22.02	22.02	22.12	22.13	0.0498	0.0498	0.0509	0.0511
15	64QAM	1	37	21.92	21.92	22.00	22.02	0.0486	0.0486	0.0495	0.0498
15	64QAM	1	74	21.99	21.99	22.04	22.05	0.0494	0.0494	0.0500	0.0501
15	64QAM	36	0	20.83	20.83	21.08	20.93	0.0378	0.0378	0.0401	0.0387
15	64QAM	36	20	20.78	20.78	20.94	20.85	0.0374	0.0374	0.0388	0.0380
15	64QAM	36	39	20.69	20.69	21.04	20.90	0.0366	0.0366	0.0397	0.0385

15	64QAM	75	0	20.88	20.88	21.08	21.08	0.0383	0.0383	0.0401	0.0401
Channel					26840	26915	26990	ERP(W)			
Frequency (MHz)					829	836.5	844		L	M	H
10	QPSK	1	0		23.86	24.38	23.98		0.0760	0.0857	0.0782
10	QPSK	1	25		23.80	24.24	23.92		0.0750	0.0830	0.0771
10	QPSK	1	49		23.89	24.10	23.92		0.0766	0.0804	0.0771
10	QPSK	25	0		22.89	22.98	23.00		0.0608	0.0621	0.0624
10	QPSK	25	12		22.67	22.85	22.82		0.0578	0.0603	0.0598
10	QPSK	25	25		22.81	22.85	22.79		0.0597	0.0603	0.0594
10	QPSK	50	0		22.92	23.11	23.11		0.0612	0.0640	0.0640
10	16QAM	1	0		22.84	22.95	22.92		0.0601	0.0617	0.0612
10	16QAM	1	25		22.72	22.82	22.87		0.0585	0.0598	0.0605
10	16QAM	1	49	/	22.89	22.93	22.94	/	0.0608	0.0614	0.0615
10	16QAM	25	0		21.83	22.15	21.96		0.0476	0.0513	0.0491
10	16QAM	25	12		21.70	22.10	21.91		0.0462	0.0507	0.0485
10	16QAM	25	25		21.78	22.11	21.85		0.0471	0.0508	0.0479
10	16QAM	50	0		21.80	22.09	21.98		0.0473	0.0506	0.0493
10	64QAM	1	0		21.91	22.08	21.94		0.0485	0.0505	0.0489
10	64QAM	1	25		21.89	21.85	21.90		0.0483	0.0479	0.0484
10	64QAM	1	49		21.78	22.02	21.93		0.0471	0.0498	0.0488
10	64QAM	25	0		20.75	21.04	20.82		0.0372	0.0397	0.0378
10	64QAM	25	12		20.68	20.92	20.80		0.0366	0.0386	0.0376
10	64QAM	25	25		20.58	20.86	20.73		0.0357	0.0381	0.0370
10	64QAM	50	0		20.80	20.90	20.95		0.0376	0.0385	0.0389
Channel					26815	26915	27015	ERP(W)			
Frequency (MHz)					826.5	836.5	846.5		L	M	H
5	QPSK	1	0		23.82	24.26	24.13		0.0753	0.0834	0.0809
5	QPSK	1	12		23.81	24.26	24.08		0.0752	0.0834	0.0800
5	QPSK	1	24		23.83	24.15	23.93		0.0755	0.0813	0.0773
5	QPSK	12	0		22.95	23.03	22.91		0.0617	0.0628	0.0611
5	QPSK	12	7		22.80	22.88	22.90		0.0596	0.0607	0.0610
5	QPSK	12	13		22.78	22.83	22.86		0.0593	0.0600	0.0604
5	QPSK	25	0		22.88	23.04	22.99		0.0607	0.0630	0.0622
5	16QAM	1	0		22.85	23.01	22.91		0.0603	0.0625	0.0611
5	16QAM	1	12		22.66	22.93	23.00		0.0577	0.0614	0.0624
5	16QAM	1	24	/	22.82	22.87	23.00	/	0.0598	0.0605	0.0624
5	16QAM	12	0		21.96	22.02	21.80		0.0491	0.0498	0.0473
5	16QAM	12	7		21.74	21.93	21.84		0.0467	0.0488	0.0478
5	16QAM	12	13		21.90	21.96	21.83		0.0484	0.0491	0.0476
5	16QAM	25	0		21.82	22.03	21.88		0.0475	0.0499	0.0482
5	64QAM	1	0		21.85	21.98	21.91		0.0479	0.0493	0.0485
5	64QAM	1	12		21.86	21.95	21.98		0.0480	0.0490	0.0493
5	64QAM	1	24		21.82	21.84	22.02		0.0475	0.0478	0.0498
5	64QAM	12	0		20.61	20.86	20.85		0.0360	0.0381	0.0380
5	64QAM	12	7		20.69	20.75	20.75		0.0366	0.0372	0.0372
5	64QAM	12	13		20.65	20.88	20.84		0.0363	0.0383	0.0379
5	64QAM	25	0		20.73	20.99	20.98		0.0370	0.0393	0.0392

Channel					26815	26915	27025	ERP(W)		
Frequency (MHz)					825.5	836.5	847.5		L	M	H
3	QPSK	1	0		23.91	24.32	24.00		0.0769	0.0845	0.0785
3	QPSK	1	8		23.83	24.25	24.04		0.0755	0.0832	0.0793
3	QPSK	1	14		23.88	24.17	23.91		0.0764	0.0817	0.0769
3	QPSK	8	0		22.77	22.99	22.85		0.0592	0.0622	0.0603
3	QPSK	8	4		22.78	22.87	22.80		0.0593	0.0605	0.0596
3	QPSK	8	7		22.81	22.88	22.81		0.0597	0.0607	0.0597
3	QPSK	15	0		22.98	23.01	23.06		0.0621	0.0625	0.0632
3	16QAM	1	0		23.00	23.06	23.05		0.0624	0.0632	0.0631
3	16QAM	1	8		22.81	22.89	22.91		0.0597	0.0608	0.0611
3	16QAM	1	14	/	22.78	23.05	22.92	/	0.0593	0.0631	0.0612
3	16QAM	8	0		21.90	22.02	21.96		0.0484	0.0498	0.0491
3	16QAM	8	4		21.79	21.91	21.83		0.0472	0.0485	0.0476
3	16QAM	8	7		21.76	22.11	21.83		0.0469	0.0508	0.0476
3	16QAM	15	0		21.70	21.98	21.87		0.0462	0.0493	0.0481
3	64QAM	1	0		21.87	22.06	22.11		0.0481	0.0502	0.0508
3	64QAM	1	8		21.85	21.87	21.82		0.0479	0.0481	0.0475
3	64QAM	1	14		21.80	22.02	21.85		0.0473	0.0498	0.0479
3	64QAM	8	0		20.81	21.03	20.90		0.0377	0.0396	0.0385
3	64QAM	8	4		20.67	20.82	20.65		0.0365	0.0378	0.0363
3	64QAM	8	7		20.47	20.96	20.75		0.0348	0.0390	0.0372
3	64QAM	15	0		20.78	21.02	20.98		0.0374	0.0395	0.0392
Channel					26797	26915	27033	ERP(W)		
Frequency (MHz)					824.7	836.5	848.3		L	M	H
1.4	QPSK	1	0		23.93	24.26	23.99		0.0773	0.0834	0.0783
1.4	QPSK	1	3		23.74	24.09	23.94		0.0740	0.0802	0.0774
1.4	QPSK	1	5		23.92	24.10	24.02		0.0771	0.0804	0.0789
1.4	QPSK	3	0		23.95	24.29	24.03		0.0776	0.0839	0.0791
1.4	QPSK	3	1		23.77	24.16	23.96		0.0745	0.0815	0.0778
1.4	QPSK	3	3		23.91	24.25	24.05		0.0769	0.0832	0.0794
1.4	QPSK	6	0		22.78	23.05	22.99		0.0593	0.0631	0.0622
1.4	16QAM	1	0		22.65	22.90	22.83		0.0575	0.0610	0.0600
1.4	16QAM	1	3		22.71	22.76	22.82		0.0583	0.0590	0.0598
1.4	16QAM	1	5	/	22.82	22.97	22.97	/	0.0598	0.0619	0.0619
1.4	16QAM	3	0		22.89	23.01	22.97		0.0608	0.0625	0.0619
1.4	16QAM	3	1		22.82	22.86	22.94		0.0598	0.0604	0.0615
1.4	16QAM	3	3		22.77	22.99	22.87		0.0592	0.0622	0.0605
1.4	16QAM	6	0		21.85	22.08	21.87		0.0479	0.0505	0.0481
1.4	64QAM	1	0		21.79	21.93	21.81		0.0472	0.0488	0.0474
1.4	64QAM	1	3		21.89	22.05	21.94		0.0483	0.0501	0.0489
1.4	64QAM	1	5		21.77	22.03	21.97		0.0470	0.0499	0.0492
1.4	64QAM	3	0		21.83	22.05	21.98		0.0476	0.0501	0.0493
1.4	64QAM	3	1		21.71	21.86	22.00		0.0463	0.0480	0.0495
1.4	64QAM	3	3		21.91	21.86	21.97		0.0485	0.0480	0.0492
1.4	64QAM	6	0		20.72	20.92	20.87		0.0369	0.0386	0.0382

LTE Band 66_ANT1:

BW [MHz]	Modulation	RB Size	RB Offset	Power Low Ch. / Freq.	Power Middle Ch. / Freq.	Power High Ch. / Freq.	EIRP(W)		
Channel				132072	132322	132572			
Frequency (MHz)				1720	1745	1770	L	M	H
20	QPSK	1	0	24.07	24.27	24.12	0.1309	0.1371	0.1324
20	QPSK	1	49	23.92	24.18	24.07	0.1265	0.1343	0.1309
20	QPSK	1	99	23.97	24.21	24.05	0.1279	0.1352	0.1303
20	QPSK	50	0	23.06	23.21	23.06	0.1038	0.1074	0.1038
20	QPSK	50	24	22.93	23.10	23.02	0.1007	0.1047	0.1028
20	QPSK	50	50	23.01	23.13	22.96	0.1026	0.1054	0.1014
20	QPSK	100	0	22.97	23.19	23.06	0.1016	0.1069	0.1038
20	16QAM	1	0	22.91	23.15	22.94	0.1002	0.1059	0.1009
20	16QAM	1	49	22.83	23.05	22.89	0.0984	0.1035	0.0998
20	16QAM	1	99	22.79	23.09	22.81	0.0975	0.1045	0.0979
20	16QAM	50	0	22.20	22.41	22.13	0.0851	0.0893	0.0838
20	16QAM	50	24	22.11	22.27	21.98	0.0834	0.0865	0.0809
20	16QAM	50	50	22.12	22.31	21.98	0.0836	0.0873	0.0809
20	16QAM	100	0	22.15	22.27	22.18	0.0841	0.0865	0.0847
20	64QAM	1	0	22.03	22.21	22.11	0.0818	0.0853	0.0834
20	64QAM	1	49	21.96	22.10	21.99	0.0805	0.0832	0.0811
20	64QAM	1	99	21.90	22.07	21.99	0.0794	0.0826	0.0811
20	64QAM	50	0	21.07	21.26	21.03	0.0656	0.0685	0.0650
20	64QAM	50	24	21.00	21.17	20.94	0.0646	0.0671	0.0637
20	64QAM	50	50	20.98	21.15	20.89	0.0643	0.0668	0.0630
20	64QAM	100	0	21.02	21.22	21.02	0.0649	0.0679	0.0649
Channel				132047	132322	132597	EIRP(W)		
Frequency (MHz)				1717.5	1745	1772.5	L	M	H
15	QPSK	1	0	24.01	24.08	24.02	0.1291	0.1312	0.1294
15	QPSK	1	37	23.70	24.05	23.95	0.1202	0.1303	0.1274
15	QPSK	1	74	23.92	24.11	23.91	0.1265	0.1321	0.1262
15	QPSK	36	0	22.89	23.14	22.93	0.0998	0.1057	0.1007
15	QPSK	36	20	22.79	22.99	22.98	0.0975	0.1021	0.1019
15	QPSK	36	39	22.80	23.08	22.80	0.0977	0.1042	0.0977
15	QPSK	75	0	22.91	23.09	22.87	0.1002	0.1045	0.0993
15	16QAM	1	0	22.72	22.99	22.91	0.0959	0.1021	0.1002
15	16QAM	1	37	22.72	22.84	22.70	0.0959	0.0986	0.0955
15	16QAM	1	74	22.57	23.03	22.69	0.0927	0.1030	0.0953
15	16QAM	36	0	22.03	22.37	21.97	0.0818	0.0885	0.0807
15	16QAM	36	20	22.09	22.17	21.76	0.0830	0.0845	0.0769
15	16QAM	36	39	21.94	22.15	21.83	0.0802	0.0841	0.0782
15	16QAM	75	0	21.95	22.07	22.04	0.0804	0.0826	0.0820
15	64QAM	1	0	21.91	22.11	22.01	0.0796	0.0834	0.0815
15	64QAM	1	37	21.81	22.02	21.90	0.0778	0.0817	0.0794
15	64QAM	1	74	21.78	22.00	21.89	0.0773	0.0813	0.0793

15	64QAM	36	0	21.01	21.06	20.87	0.0647	0.0655	0.0627
15	64QAM	36	20	20.91	20.97	20.87	0.0632	0.0641	0.0627
15	64QAM	36	39	20.92	20.99	20.78	0.0634	0.0644	0.0614
15	64QAM	75	0	21.00	21.00	20.87	0.0646	0.0646	0.0627
Channel				132022	132322	132622	EIRP(W)		
Frequency (MHz)				1715	1745	1775	L	M	H
10	QPSK	1	0	23.91	24.12	23.98	0.1262	0.1324	0.1282
10	QPSK	1	25	23.74	24.06	23.95	0.1213	0.1306	0.1274
10	QPSK	1	49	23.83	24.13	24.03	0.1239	0.1327	0.1297
10	QPSK	25	0	22.98	23.02	22.95	0.1019	0.1028	0.1012
10	QPSK	25	12	22.76	22.97	22.80	0.0968	0.1016	0.0977
10	QPSK	25	25	22.81	23.09	22.93	0.0979	0.1045	0.1007
10	QPSK	50	0	22.82	23.11	22.98	0.0982	0.1050	0.1019
10	16QAM	1	0	22.78	22.95	22.73	0.0973	0.1012	0.0962
10	16QAM	1	25	22.70	22.86	22.74	0.0955	0.0991	0.0964
10	16QAM	1	49	22.57	22.97	22.74	0.0927	0.1016	0.0964
10	16QAM	25	0	22.14	22.25	22.02	0.0839	0.0861	0.0817
10	16QAM	25	12	21.91	22.24	21.93	0.0796	0.0859	0.0800
10	16QAM	25	25	21.99	22.21	21.81	0.0811	0.0853	0.0778
10	16QAM	50	0	22.02	22.10	22.00	0.0817	0.0832	0.0813
10	64QAM	1	0	21.82	22.18	21.96	0.0780	0.0847	0.0805
10	64QAM	1	25	21.88	21.96	21.87	0.0791	0.0805	0.0789
10	64QAM	1	49	21.73	22.02	21.84	0.0764	0.0817	0.0783
10	64QAM	25	0	20.86	21.20	20.89	0.0625	0.0676	0.0630
10	64QAM	25	12	20.91	21.02	20.88	0.0632	0.0649	0.0628
10	64QAM	25	25	20.93	20.97	20.76	0.0635	0.0641	0.0611
10	64QAM	50	0	20.87	21.06	20.89	0.0627	0.0655	0.0630
Channel				131997	132322	132647	EIRP(W)		
Frequency (MHz)				1712.5	1745	1777.5	L	M	H
5	QPSK	1	0	23.89	24.16	24.02	0.1256	0.1337	0.1294
5	QPSK	1	12	23.74	24.13	23.88	0.1213	0.1327	0.1253
5	QPSK	1	24	23.89	24.19	23.94	0.1256	0.1346	0.1271
5	QPSK	12	0	22.97	23.04	22.95	0.1016	0.1033	0.1012
5	QPSK	12	7	22.90	23.07	22.90	0.1000	0.1040	0.1000
5	QPSK	12	13	22.80	23.04	22.88	0.0977	0.1033	0.0995
5	QPSK	25	0	22.95	23.00	22.91	0.1012	0.1023	0.1002
5	16QAM	1	0	22.84	22.99	22.86	0.0986	0.1021	0.0991
5	16QAM	1	12	22.73	22.97	22.69	0.0962	0.1016	0.0953
5	16QAM	1	24	22.72	23.07	22.62	0.0959	0.1040	0.0938
5	16QAM	12	0	22.11	22.24	21.94	0.0834	0.0859	0.0802
5	16QAM	12	7	22.06	22.10	21.77	0.0824	0.0832	0.0771
5	16QAM	12	13	22.05	22.20	21.79	0.0822	0.0851	0.0774
5	16QAM	25	0	21.99	22.18	22.14	0.0811	0.0847	0.0839
5	64QAM	1	0	21.92	22.01	21.98	0.0798	0.0815	0.0809
5	64QAM	1	12	21.88	21.99	21.79	0.0791	0.0811	0.0774
5	64QAM	1	24	21.72	21.98	21.82	0.0762	0.0809	0.0780
5	64QAM	12	0	20.86	21.14	20.83	0.0625	0.0667	0.0621

5	64QAM	12	7	20.83	20.95	20.82	0.0621	0.0638	0.0619
5	64QAM	12	13	20.79	21.09	20.67	0.0615	0.0659	0.0598
5	64QAM	25	0	20.95	21.00	20.97	0.0638	0.0646	0.0641
Channel				131987	132322	132657	EIRP(W)		
Frequency (MHz)				1711.5	1745	1778.5	L	M	H
3	QPSK	1	0	24.03	24.23	24.06	0.1297	0.1358	0.1306
3	QPSK	1	8	23.77	24.01	24.01	0.1222	0.1291	0.1291
3	QPSK	1	14	23.93	24.15	24.03	0.1268	0.1334	0.1297
3	QPSK	8	0	23.02	23.04	23.01	0.1028	0.1033	0.1026
3	QPSK	8	4	22.81	22.90	22.88	0.0979	0.1000	0.0995
3	QPSK	8	7	22.87	23.02	22.88	0.0993	0.1028	0.0995
3	QPSK	15	0	22.80	23.01	22.86	0.0977	0.1026	0.0991
3	16QAM	1	0	22.77	22.99	22.87	0.0971	0.1021	0.0993
3	16QAM	1	8	22.75	22.94	22.85	0.0966	0.1009	0.0989
3	16QAM	1	14	22.69	22.99	22.70	0.0953	0.1021	0.0955
3	16QAM	8	0	22.16	22.37	21.97	0.0843	0.0885	0.0807
3	16QAM	8	4	21.95	22.08	21.77	0.0804	0.0828	0.0771
3	16QAM	8	7	22.00	22.28	21.93	0.0813	0.0867	0.0800
3	16QAM	15	0	22.04	22.15	22.12	0.0820	0.0841	0.0836
3	64QAM	1	0	21.98	22.02	21.96	0.0809	0.0817	0.0805
3	64QAM	1	8	21.82	21.89	21.93	0.0780	0.0793	0.0800
3	64QAM	1	14	21.84	21.93	21.89	0.0783	0.0800	0.0793
3	64QAM	8	0	20.94	21.19	20.96	0.0637	0.0675	0.0640
3	64QAM	8	4	20.96	21.08	20.77	0.0640	0.0658	0.0612
3	64QAM	8	7	20.83	21.10	20.68	0.0621	0.0661	0.0600
3	64QAM	15	0	20.89	21.16	20.86	0.0630	0.0670	0.0625
Channel				131979	132322	132665	EIRP(W)		
Frequency (MHz)				1710.7	1745	1779.3	L	M	H
1.4	QPSK	1	0	23.89	24.08	23.97	0.1256	0.1312	0.1279
1.4	QPSK	1	3	23.81	24.03	23.92	0.1233	0.1297	0.1265
1.4	QPSK	1	5	23.82	24.18	23.91	0.1236	0.1343	0.1262
1.4	QPSK	3	0	23.92	24.05	24.01	0.1265	0.1303	0.1291
1.4	QPSK	3	1	23.86	24.02	23.94	0.1247	0.1294	0.1271
1.4	QPSK	3	3	23.87	24.16	23.84	0.1250	0.1337	0.1242
1.4	QPSK	6	0	22.84	23.02	22.84	0.0986	0.1028	0.0986
1.4	16QAM	1	0	22.77	23.05	23.00	0.0971	0.1035	0.1023
1.4	16QAM	1	3	22.87	22.99	22.83	0.0993	0.1021	0.0984
1.4	16QAM	1	5	22.79	23.10	23.01	0.0975	0.1047	0.1026
1.4	16QAM	3	0	22.79	22.99	22.91	0.0975	0.1021	0.1002
1.4	16QAM	3	1	22.75	22.84	22.84	0.0966	0.0986	0.0986
1.4	16QAM	3	3	22.67	23.06	22.71	0.0948	0.1038	0.0957
1.4	16QAM	6	0	22.08	22.21	21.99	0.0828	0.0853	0.0811
1.4	64QAM	1	0	22.00	22.08	21.82	0.0813	0.0828	0.0780
1.4	64QAM	1	3	21.93	22.11	21.80	0.0800	0.0834	0.0776
1.4	64QAM	1	5	21.94	22.11	22.05	0.0802	0.0834	0.0822
1.4	64QAM	3	0	21.98	22.15	21.94	0.0809	0.0841	0.0802
1.4	64QAM	3	1	21.87	22.07	21.88	0.0789	0.0826	0.0791

1.4	64QAM	3	3	21.85	21.85	21.93	0.0785	0.0785	0.0800
1.4	64QAM	6	0	21.02	21.21	20.93	0.0649	0.0678	0.0635

LTE Band 2

Peak-to-Average Ratio

Mode	LTE Band 2 / 20MHz			
Mod.	QPSK	16QAM	64QAM	Limit: 13dB
RB Size	Full RB	Full RB	Full RB	Result
Middle CH	5.07	6.09	6.17	PASS

LTE Band 2 / 20MHz / QPSK	LTE Band 2 / 20MHz / 16QAM
Middle Channel / Full RB	**Middle Channel / Full RB**
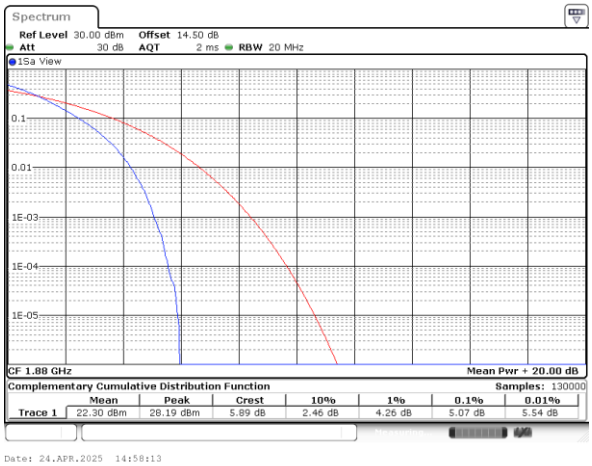	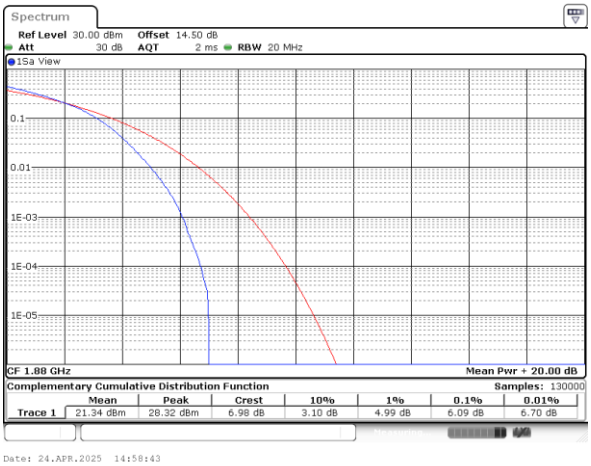
LTE Band 2 / 20MHz / 64QAM	
Middle Channel / Full RB	
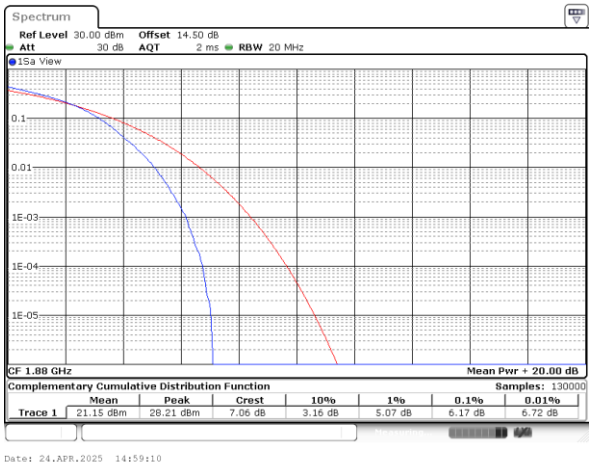	

26dB Bandwidth

Mode	LTE Band 2 : 26dB BW(MHz)											
BW	1.4MHz		3MHz		5MHz		10MHz		15MHz		20MHz	
Mod.	QPSK	16QAM	QPSK	16QAM	QPSK	16QAM	QPSK	16QAM	QPSK	16QAM	QPSK	16QAM
Middle CH	1.28	1.27	3.00	3.02	4.98	4.92	10.01	9.71	14.33	14.42	18.94	18.82

LTE Band 2

Middle Channel / 1.4MHz / QPSK

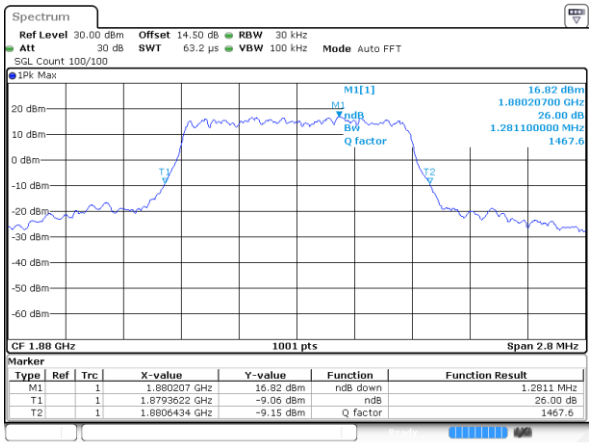

Middle Channel / 1.4MHz / 16QAM

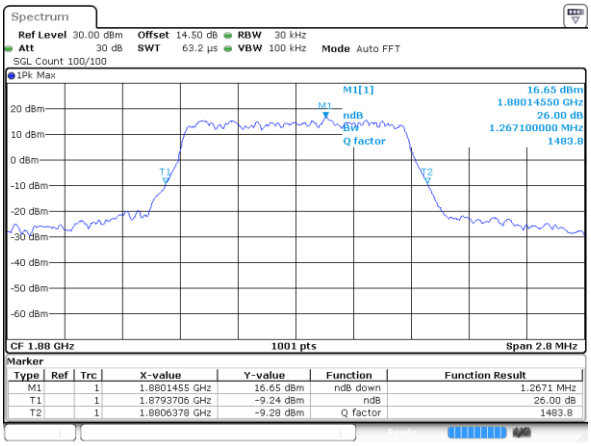

Middle Channel / 3MHz / QPSK

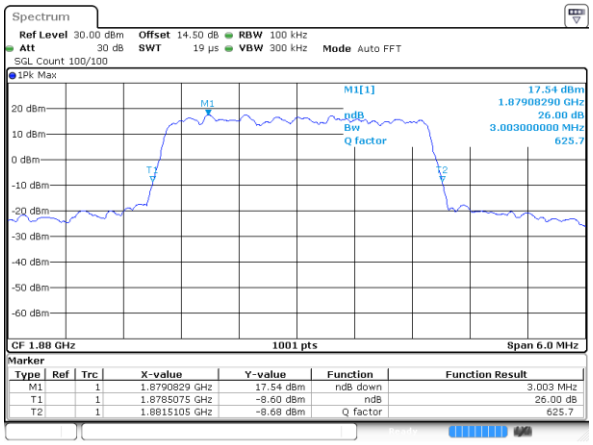

Middle Channel / 3MHz / 16QAM

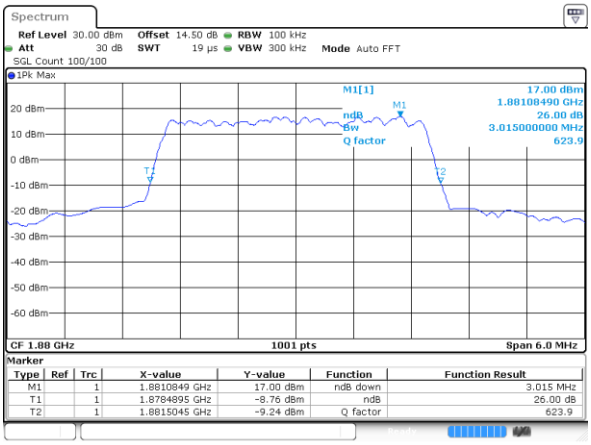

Middle Channel / 5MHz / QPSK

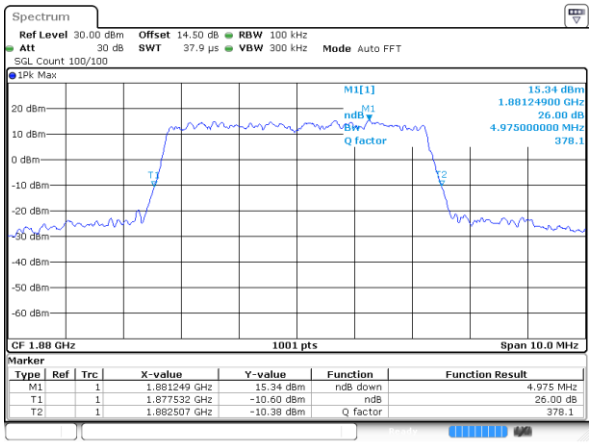

Middle Channel / 5MHz / 16QAM

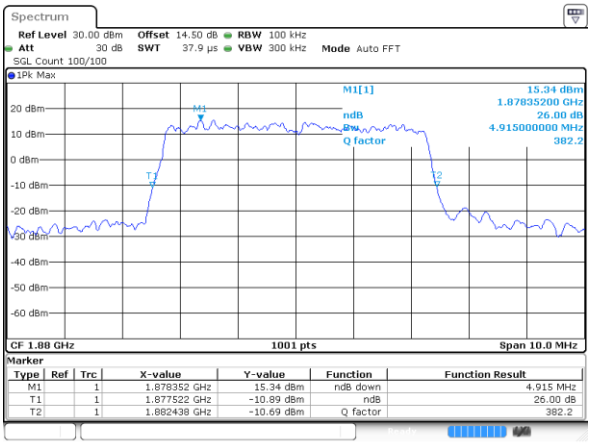

LTE Band 2

Middle Channel / 10MHz / QPSK

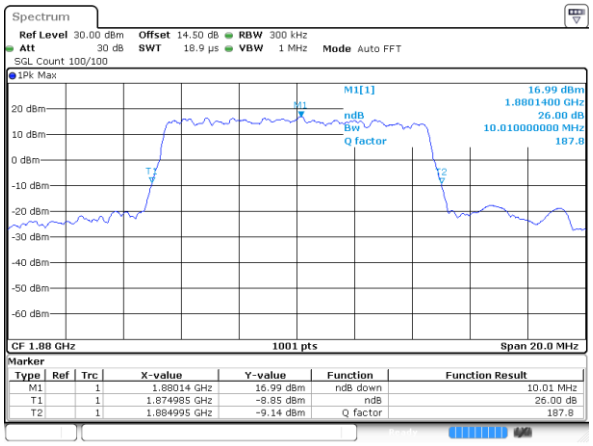

Middle Channel / 10MHz / 16QAM

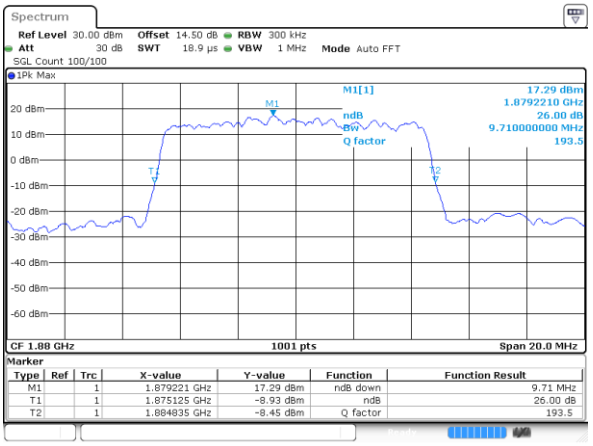

Middle Channel / 15MHz / QPSK

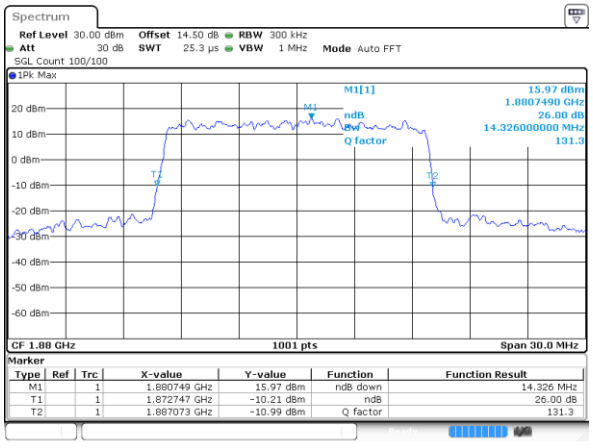

Middle Channel / 15MHz / 16QAM

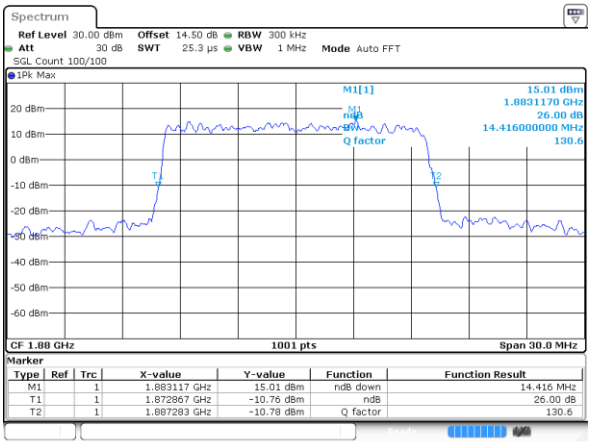

Middle Channel / 20MHz / QPSK

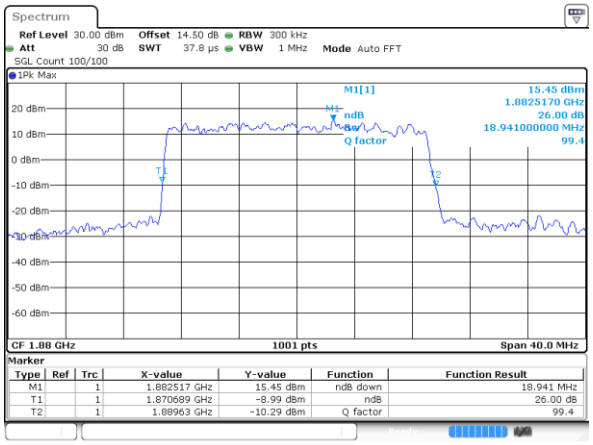

Middle Channel / 20MHz / 16QAM

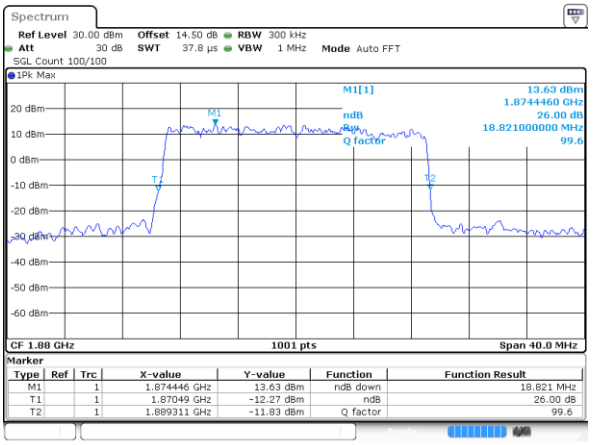

Occupied Bandwidth

Mode	LTE Band 2 : 99%OBW(MHz)											
BW	1.4MHz		3MHz		5MHz		10MHz		15MHz		20MHz	
Mod.	QPSK	16QAM	QPSK	16QAM	QPSK	16QAM	QPSK	16QAM	QPSK	16QAM	QPSK	16QAM
Middle CH	1.09	1.10	2.70	2.73	4.47	4.50	8.99	9.05	13.43	13.34	17.82	17.90

LTE Band 2

Middle Channel / 1.4MHz / QPSK

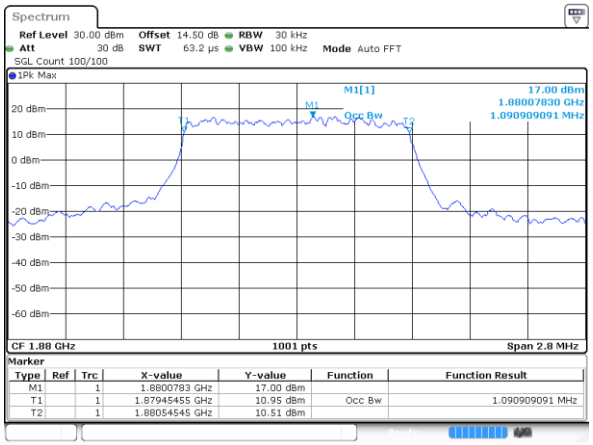

Middle Channel / 1.4MHz / 16QAM

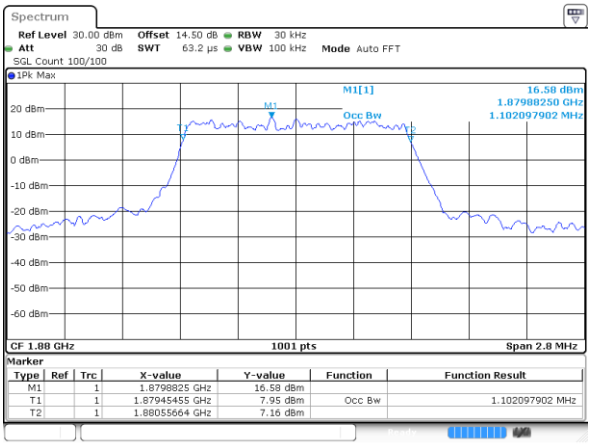

Middle Channel / 3MHz / QPSK

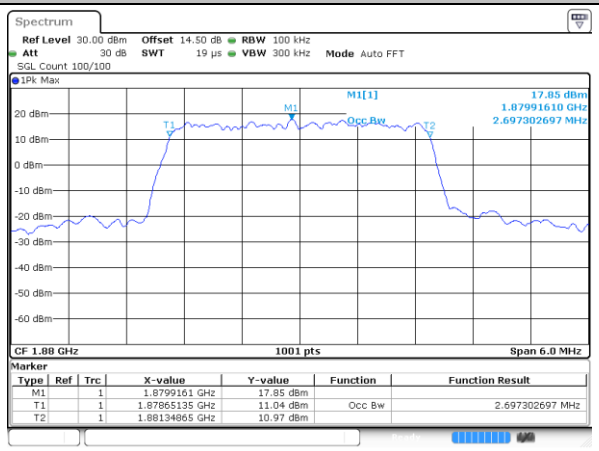

Middle Channel / 3MHz / 16QAM

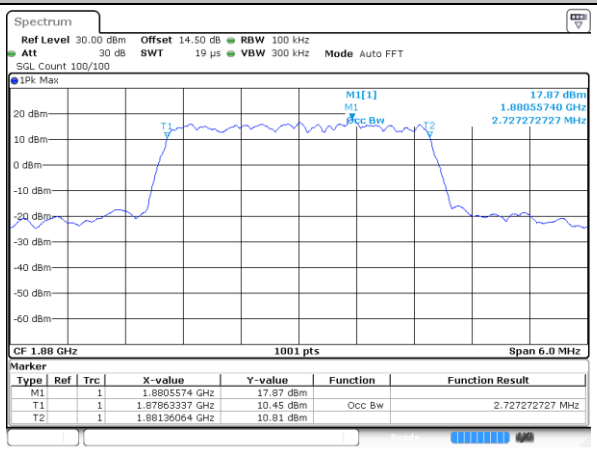

Middle Channel / 5MHz / QPSK

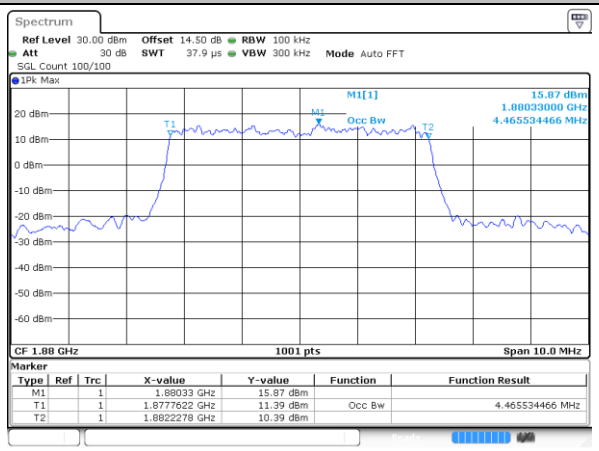

Middle Channel / 5MHz / 16QAM

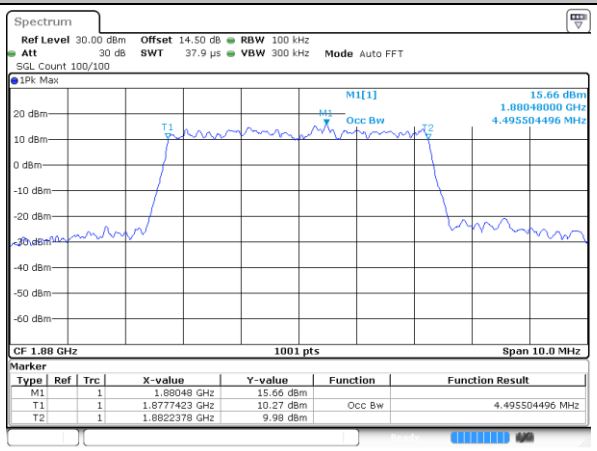

LTE Band 2

Middle Channel / 10MHz / QPSK

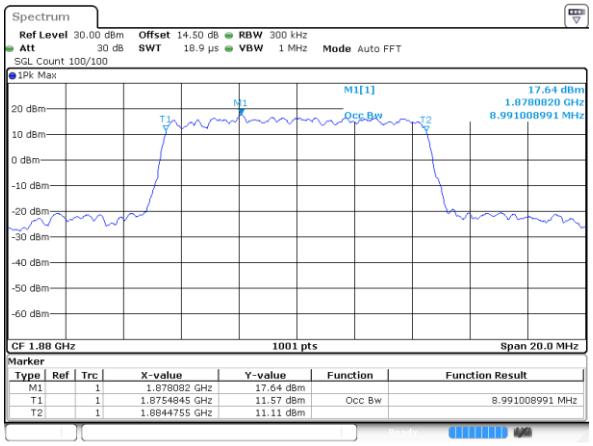

Date: 24.APR.2025 05:52:32

Middle Channel / 10MHz / 16QAM

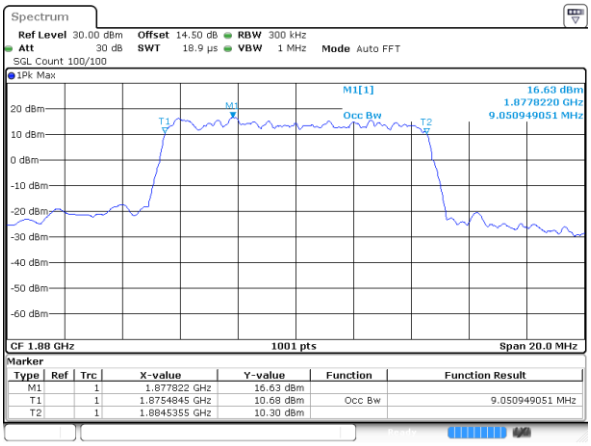

Date: 24.APR.2025 05:53:12

Middle Channel / 15MHz / QPSK

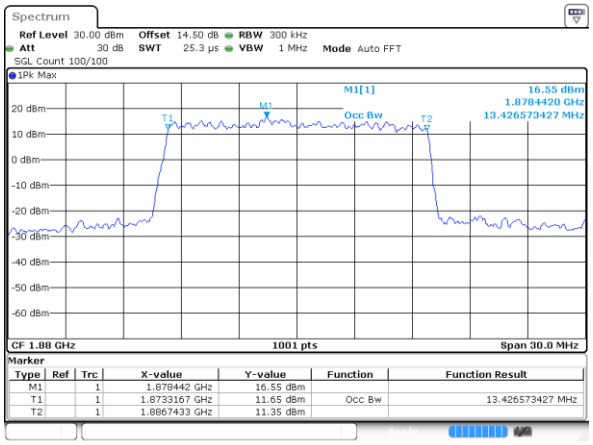

Date: 24.APR.2025 06:13:20

Middle Channel / 15MHz / 16QAM

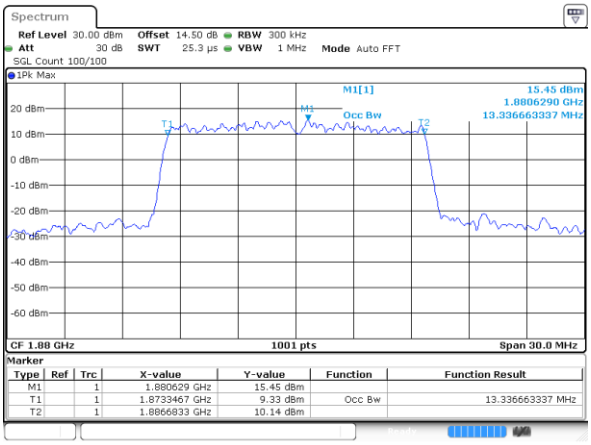

Date: 24.APR.2025 06:13:59

Middle Channel / 20MHz / QPSK

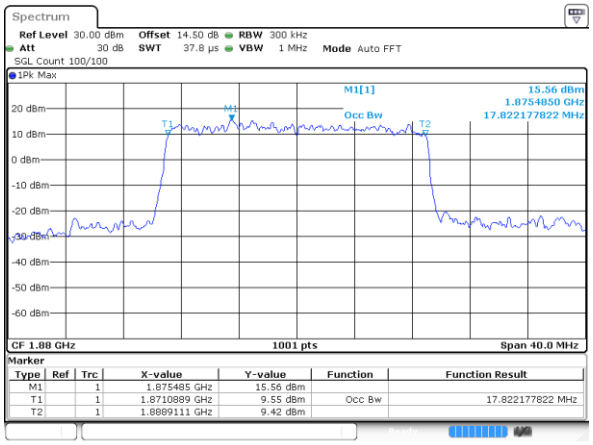

Date: 24.APR.2025 06:34:08

Middle Channel / 20MHz / 16QAM

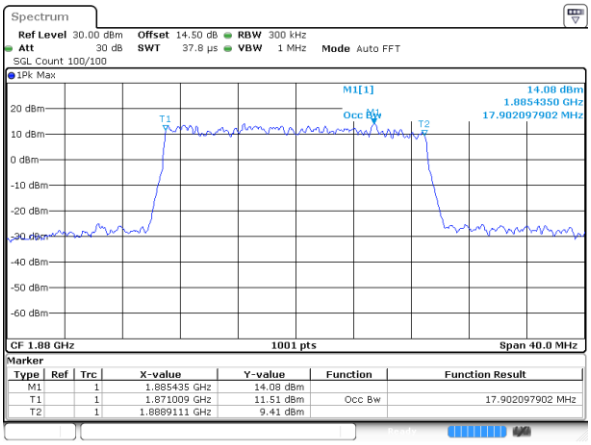

Date: 24.APR.2025 06:34:48

Conducted Band Edge

LTE Band 2 / 1.4MHz / QPSK

Lowest Band Edge / 1RB

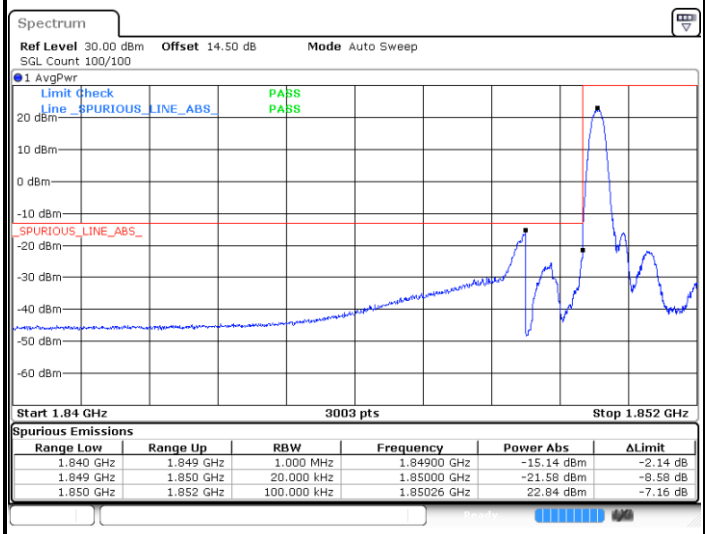

Spurious Emissions

Range Low	Range Up	RBW	Frequency	Power Abs	ΔLimit
1.840 GHz	1.849 GHz	1.000 MHz	1.84900 GHz	-15.14 dBm	-2.14 dB
1.849 GHz	1.850 GHz	20.000 kHz	1.85000 GHz	-21.58 dBm	-8.58 dB
1.850 GHz	1.852 GHz	100.000 kHz	1.85026 GHz	22.84 dBm	-7.16 dB

Date: 25.APR.2025 10:07:31

Highest Band Edge / 1RB

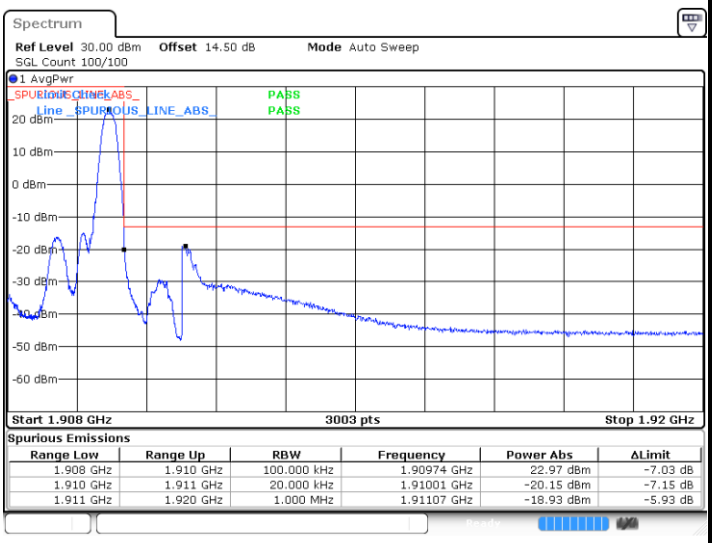

Spurious Emissions

Range Low	Range Up	RBW	Frequency	Power Abs	ΔLimit
1.908 GHz	1.910 GHz	100.000 kHz	1.90974 GHz	22.97 dBm	-7.03 dB
1.910 GHz	1.911 GHz	20.000 kHz	1.91001 GHz	-20.15 dBm	-7.15 dB
1.911 GHz	1.920 GHz	1.000 MHz	1.91107 GHz	-18.93 dBm	-5.93 dB

Date: 25.APR.2025 10:10:45

Lowest Band Edge / Full RB

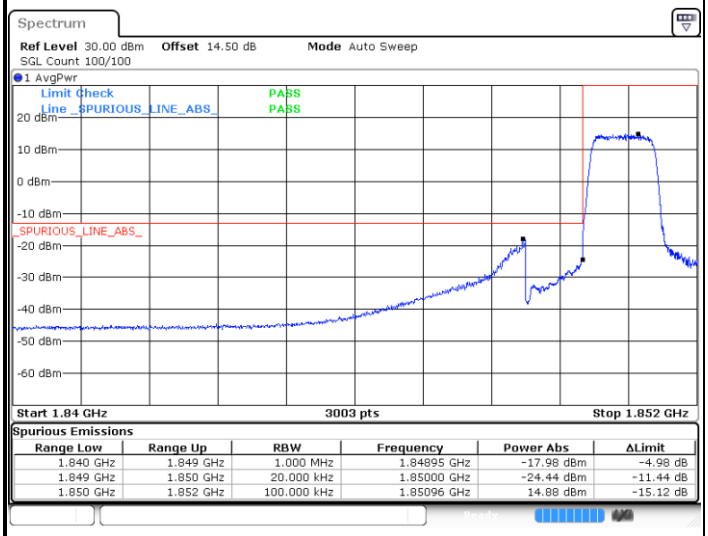

Spurious Emissions

Range Low	Range Up	RBW	Frequency	Power Abs	ΔLimit
1.840 GHz	1.849 GHz	1.000 MHz	1.84895 GHz	-17.98 dBm	-4.98 dB
1.849 GHz	1.850 GHz	20.000 kHz	1.85000 GHz	-24.44 dBm	-11.44 dB
1.850 GHz	1.852 GHz	100.000 kHz	1.85096 GHz	14.88 dBm	-15.12 dB

Date: 25.APR.2025 10:09:13

Highest Band Edge / Full RB

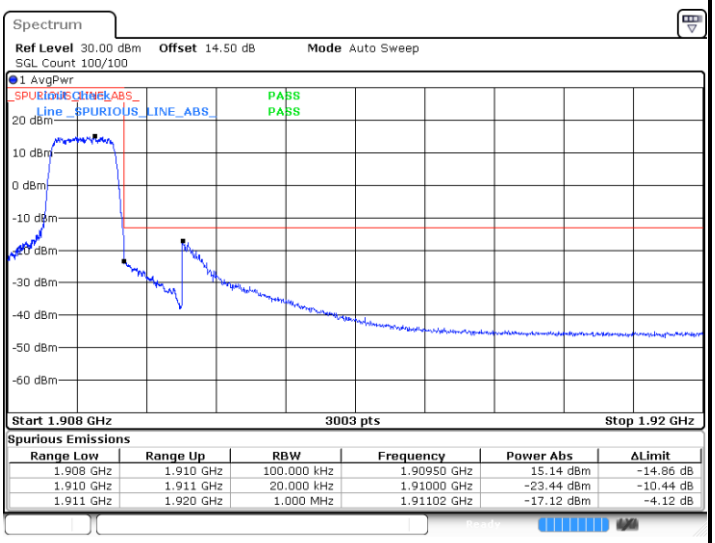

Spurious Emissions

Range Low	Range Up	RBW	Frequency	Power Abs	ΔLimit
1.908 GHz	1.910 GHz	100.000 kHz	1.90950 GHz	15.14 dBm	-14.86 dB
1.910 GHz	1.911 GHz	20.000 kHz	1.91000 GHz	-23.44 dBm	-10.44 dB
1.911 GHz	1.920 GHz	1.000 MHz	1.91102 GHz	-17.12 dBm	-4.12 dB

Date: 25.APR.2025 10:12:16

LTE Band 2 / 1.4MHz / 16QAM

Lowest Band Edge / 1 RB

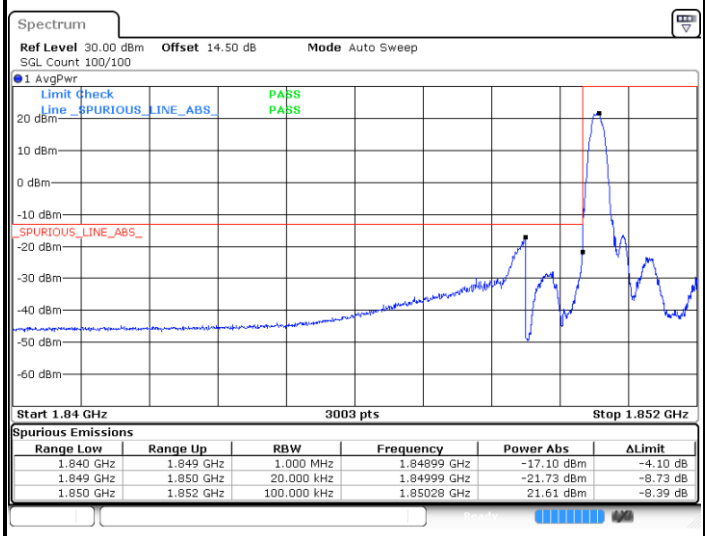

Spurious Emissions

Range Low	Range Up	RBW	Frequency	Power Abs	ΔLimit
1.840 GHz	1.849 GHz	1.000 MHz	1.84899 GHz	-17.10 dBm	-4.10 dB
1.849 GHz	1.850 GHz	20.000 kHz	1.84999 GHz	-21.73 dBm	-8.73 dB
1.850 GHz	1.852 GHz	100.000 kHz	1.85028 GHz	21.61 dBm	-8.39 dB

Date: 25.APR.2025 10:08:12

Highest Band Edge / 1 RB

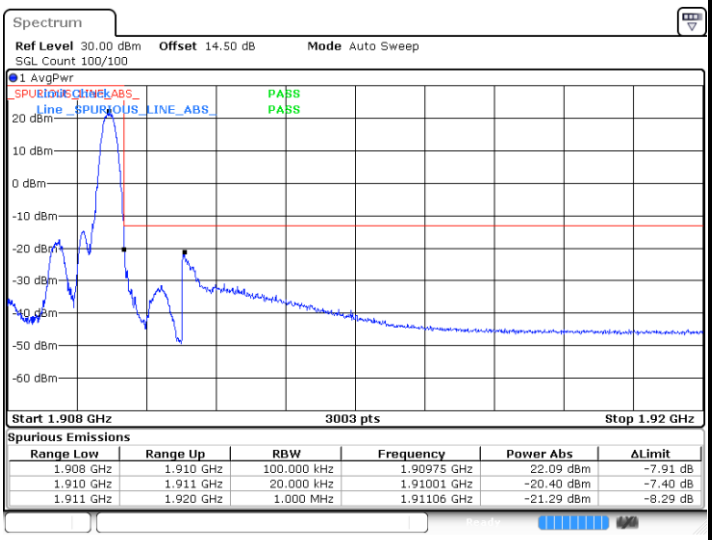

Spurious Emissions

Range Low	Range Up	RBW	Frequency	Power Abs	ΔLimit
1.908 GHz	1.910 GHz	100.000 kHz	1.90975 GHz	22.09 dBm	-7.91 dB
1.910 GHz	1.911 GHz	20.000 kHz	1.91001 GHz	-20.40 dBm	-7.40 dB
1.911 GHz	1.920 GHz	1.000 MHz	1.91106 GHz	-21.29 dBm	-8.29 dB

Date: 25.APR.2025 10:11:15

Lowest Band Edge / Full RB

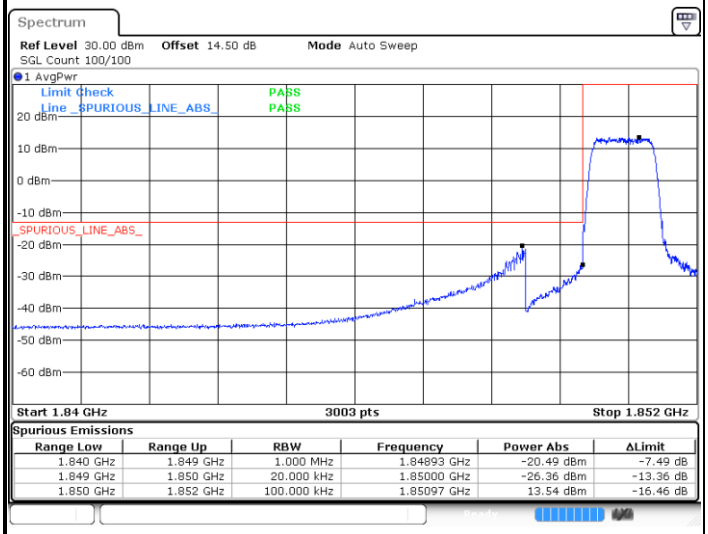

Spurious Emissions

Range Low	Range Up	RBW	Frequency	Power Abs	ΔLimit
1.840 GHz	1.849 GHz	1.000 MHz	1.84893 GHz	-20.49 dBm	-7.49 dB
1.849 GHz	1.850 GHz	20.000 kHz	1.85000 GHz	-26.36 dBm	-13.36 dB
1.850 GHz	1.852 GHz	100.000 kHz	1.85097 GHz	13.54 dBm	-16.46 dB

Date: 25.APR.2025 10:09:44

Highest Band Edge / Full RB

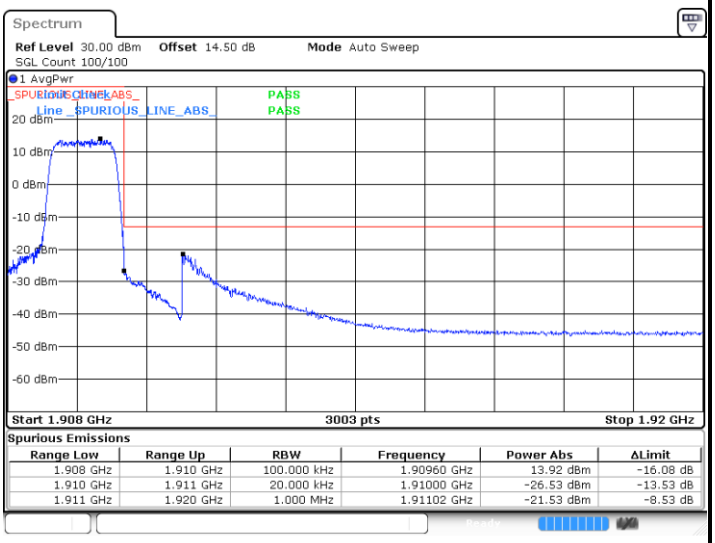

Spurious Emissions

Range Low	Range Up	RBW	Frequency	Power Abs	ΔLimit
1.908 GHz	1.910 GHz	100.000 kHz	1.90960 GHz	13.92 dBm	-16.08 dB
1.910 GHz	1.911 GHz	20.000 kHz	1.91000 GHz	-26.53 dBm	-13.53 dB
1.911 GHz	1.920 GHz	1.000 MHz	1.91102 GHz	-21.53 dBm	-8.53 dB

Date: 25.APR.2025 10:12:47

LTE Band 2 / 1.4MHz / 64QAM

Lowest Band Edge / 1 RB

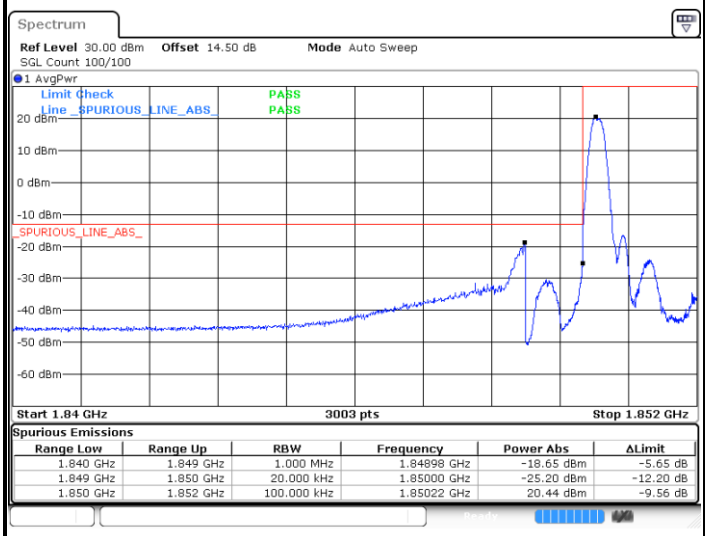

Spurious Emissions

Range Low	Range Up	RBW	Frequency	Power Abs	ΔLimit
1.840 GHz	1.849 GHz	1.000 MHz	1.84898 GHz	-18.65 dBm	-5.65 dB
1.849 GHz	1.850 GHz	20.000 kHz	1.85000 GHz	-25.20 dBm	-12.20 dB
1.850 GHz	1.852 GHz	100.000 kHz	1.85022 GHz	20.44 dBm	-9.56 dB

Date: 25.APR.2025 10:08:42

Highest Band Edge / 1 RB

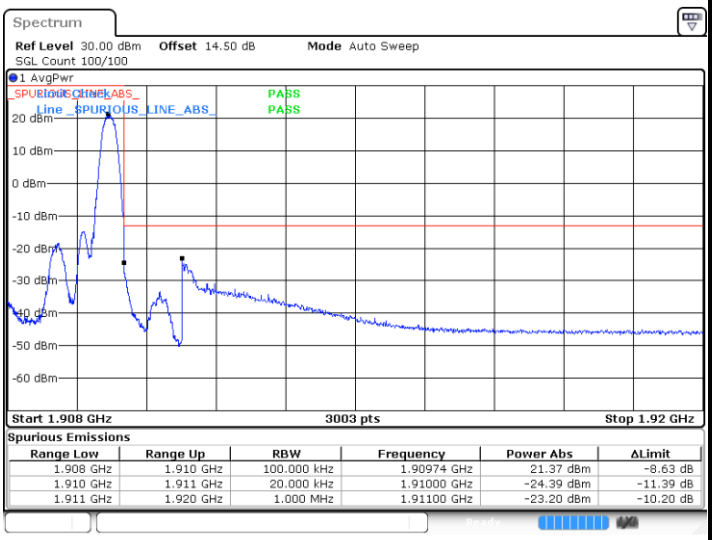

Spurious Emissions

Range Low	Range Up	RBW	Frequency	Power Abs	ΔLimit
1.908 GHz	1.910 GHz	100.000 kHz	1.90974 GHz	21.37 dBm	-8.63 dB
1.910 GHz	1.911 GHz	20.000 kHz	1.91000 GHz	-24.39 dBm	-11.39 dB
1.911 GHz	1.920 GHz	1.000 MHz	1.91100 GHz	-23.20 dBm	-10.20 dB

Date: 25.APR.2025 10:11:46

Lowest Band Edge / Full RB

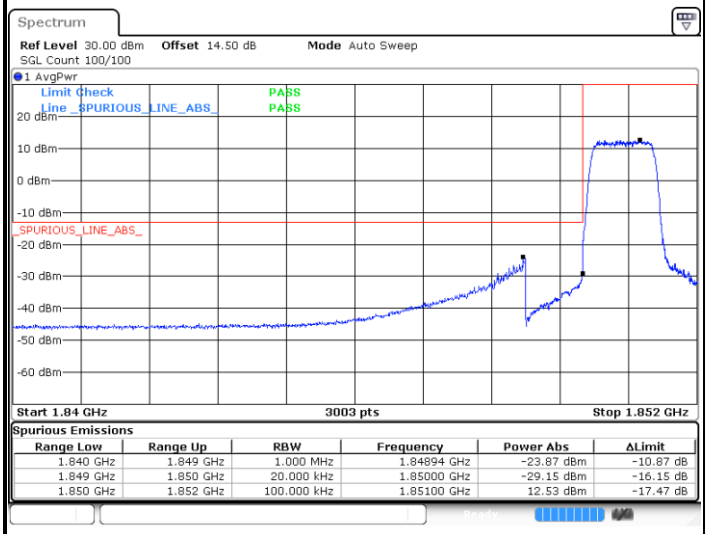

Spurious Emissions

Range Low	Range Up	RBW	Frequency	Power Abs	ΔLimit
1.840 GHz	1.849 GHz	1.000 MHz	1.84894 GHz	-23.87 dBm	-10.87 dB
1.849 GHz	1.850 GHz	20.000 kHz	1.85000 GHz	-29.15 dBm	-16.15 dB
1.850 GHz	1.852 GHz	100.000 kHz	1.85100 GHz	12.53 dBm	-17.47 dB

Date: 25.APR.2025 10:10:14

Highest Band Edge / Full RB

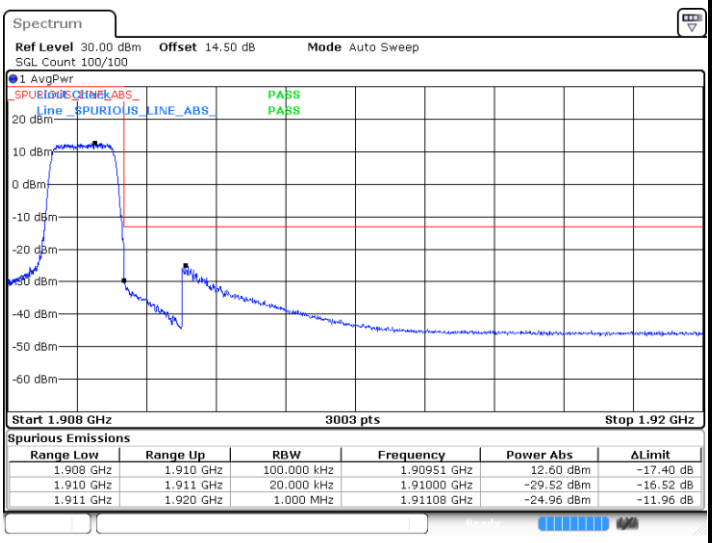

Spurious Emissions

Range Low	Range Up	RBW	Frequency	Power Abs	ΔLimit
1.908 GHz	1.910 GHz	100.000 kHz	1.90951 GHz	12.60 dBm	-17.40 dB
1.910 GHz	1.911 GHz	20.000 kHz	1.91000 GHz	-29.52 dBm	-16.52 dB
1.911 GHz	1.920 GHz	1.000 MHz	1.91108 GHz	-24.96 dBm	-11.96 dB

Date: 25.APR.2025 10:13:17

LTE Band 2 / 3MHz / QPSK

Lowest Band Edge / 1RB

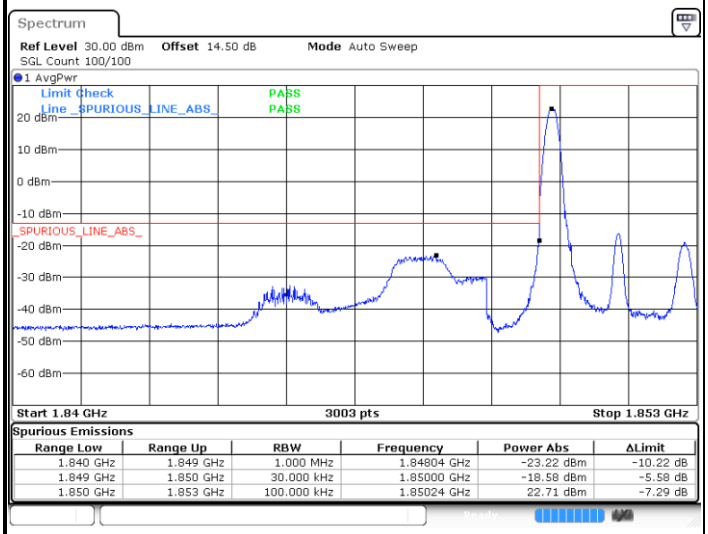

Spurious Emissions

Range Low	Range Up	RBW	Frequency	Power Abs	ΔLimit
1.840 GHz	1.849 GHz	1.000 MHz	1.84804 GHz	-23.22 dBm	-10.22 dB
1.849 GHz	1.850 GHz	30.000 kHz	1.85000 GHz	-18.58 dBm	-5.58 dB
1.850 GHz	1.853 GHz	100.000 kHz	1.85024 GHz	22.71 dBm	-7.29 dB

Date: 25.APR.2025 10:14:31

Highest Band Edge / 1RB

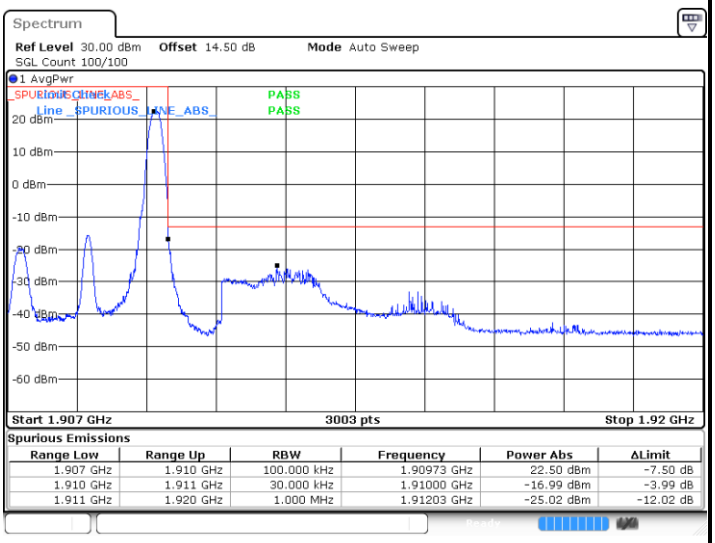

Spurious Emissions

Range Low	Range Up	RBW	Frequency	Power Abs	ΔLimit
1.907 GHz	1.910 GHz	100.000 kHz	1.90973 GHz	22.50 dBm	-7.50 dB
1.910 GHz	1.911 GHz	30.000 kHz	1.91000 GHz	-16.99 dBm	-3.99 dB
1.911 GHz	1.920 GHz	1.000 MHz	1.91203 GHz	-25.02 dBm	-12.02 dB

Date: 25.APR.2025 10:17:34

Lowest Band Edge / Full RB

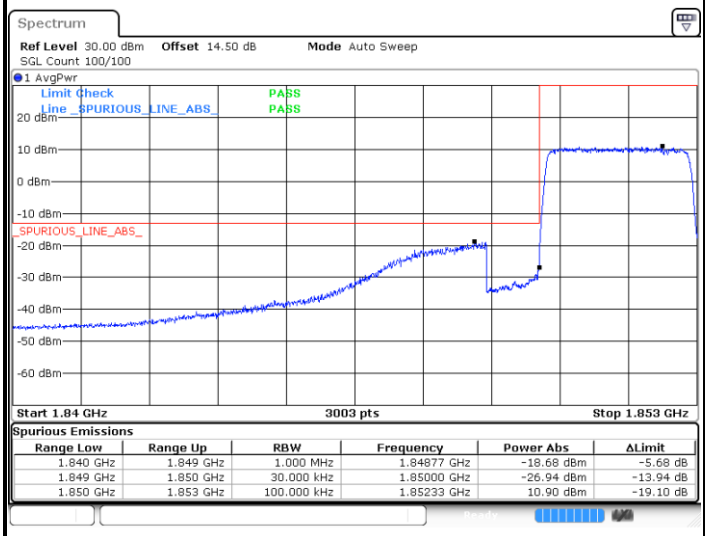

Spurious Emissions

Range Low	Range Up	RBW	Frequency	Power Abs	ΔLimit
1.840 GHz	1.849 GHz	1.000 MHz	1.84877 GHz	-18.68 dBm	-5.68 dB
1.849 GHz	1.850 GHz	30.000 kHz	1.85000 GHz	-26.94 dBm	-13.94 dB
1.850 GHz	1.853 GHz	100.000 kHz	1.85233 GHz	10.90 dBm	-19.10 dB

Date: 25.APR.2025 10:16:02

Highest Band Edge / Full RB

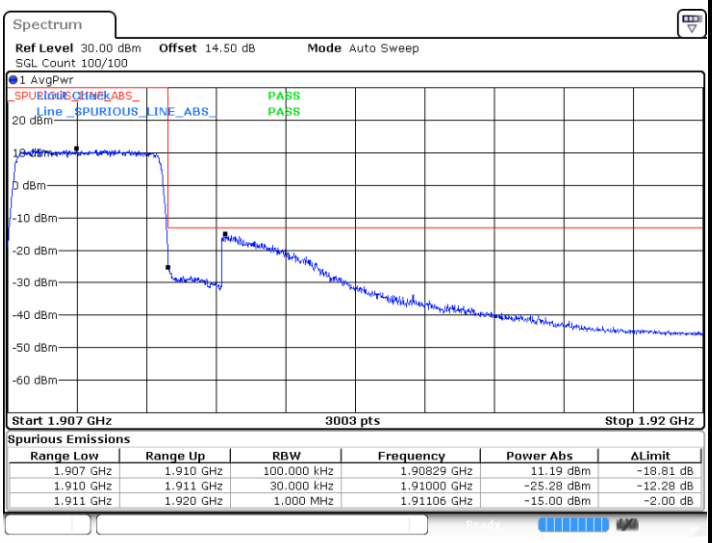

Spurious Emissions

Range Low	Range Up	RBW	Frequency	Power Abs	ΔLimit
1.907 GHz	1.910 GHz	100.000 kHz	1.90829 GHz	11.19 dBm	-18.81 dB
1.910 GHz	1.911 GHz	30.000 kHz	1.91000 GHz	-25.28 dBm	-12.28 dB
1.911 GHz	1.920 GHz	1.000 MHz	1.91106 GHz	-15.00 dBm	-2.00 dB

Date: 25.APR.2025 10:19:06

LTE Band 2 / 3MHz / 16QAM

Lowest Band Edge / 1 RB

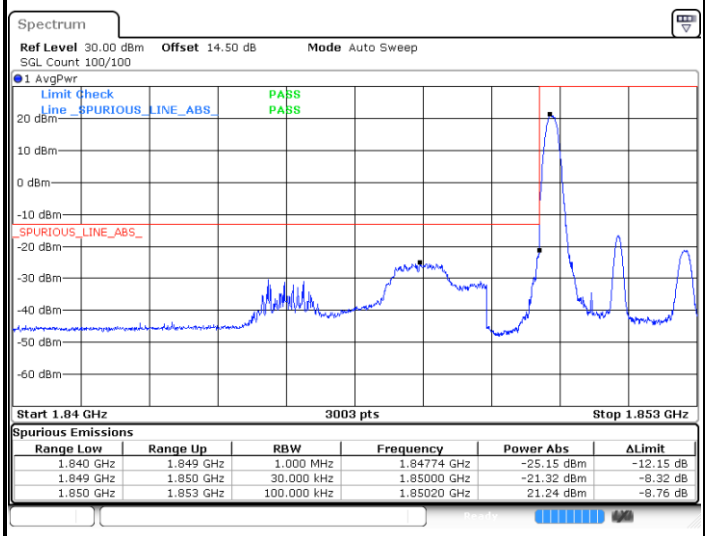

Spurious Emissions

Range Low	Range Up	RBW	Frequency	Power Abs	ΔLimit
1.840 GHz	1.849 GHz	1.000 MHz	1.84774 GHz	-25.15 dBm	-12.15 dB
1.849 GHz	1.850 GHz	30.000 kHz	1.85000 GHz	-21.32 dBm	-8.32 dB
1.850 GHz	1.853 GHz	100.000 kHz	1.85020 GHz	21.24 dBm	-8.76 dB

Date: 25.APR.2025 10:15:01

Highest Band Edge / 1 RB

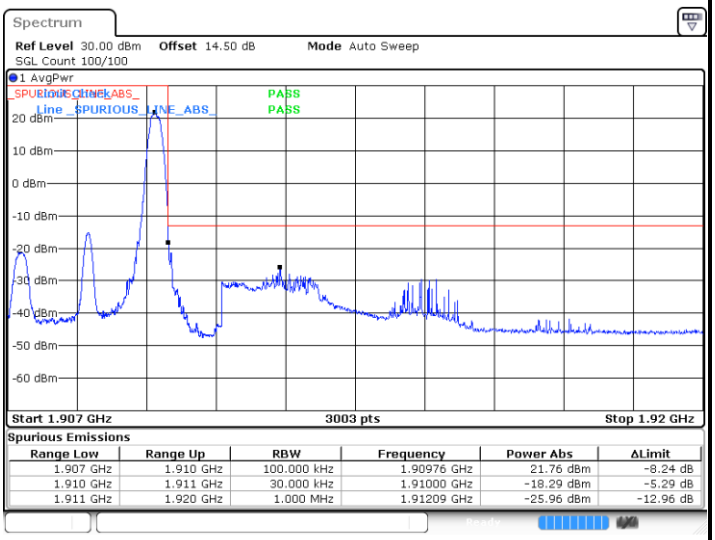

Spurious Emissions

Range Low	Range Up	RBW	Frequency	Power Abs	ΔLimit
1.907 GHz	1.910 GHz	100.000 kHz	1.90976 GHz	21.76 dBm	-8.24 dB
1.910 GHz	1.911 GHz	30.000 kHz	1.91000 GHz	-18.29 dBm	-5.29 dB
1.911 GHz	1.920 GHz	1.000 MHz	1.91209 GHz	-25.96 dBm	-12.96 dB

Date: 25.APR.2025 10:18:05

Lowest Band Edge / Full RB

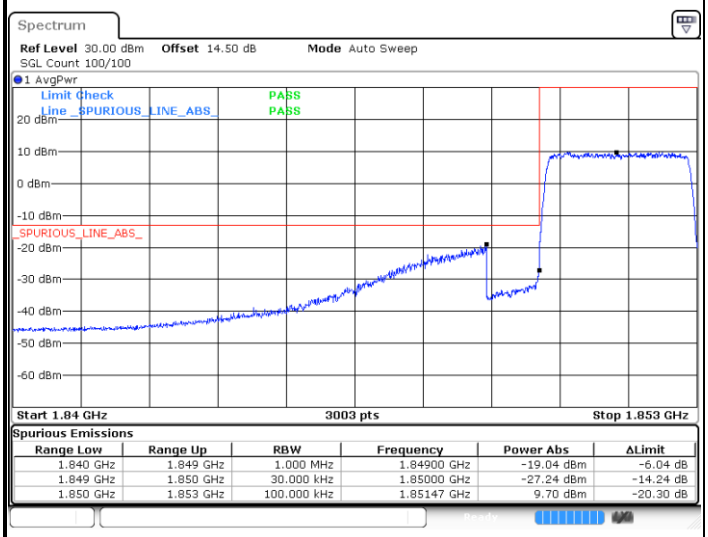

Spurious Emissions

Range Low	Range Up	RBW	Frequency	Power Abs	ΔLimit
1.840 GHz	1.849 GHz	1.000 MHz	1.84900 GHz	-19.04 dBm	-6.04 dB
1.849 GHz	1.850 GHz	30.000 kHz	1.85000 GHz	-27.24 dBm	-14.24 dB
1.850 GHz	1.853 GHz	100.000 kHz	1.85147 GHz	9.70 dBm	-20.30 dB

Date: 25.APR.2025 10:16:33

Highest Band Edge / Full RB

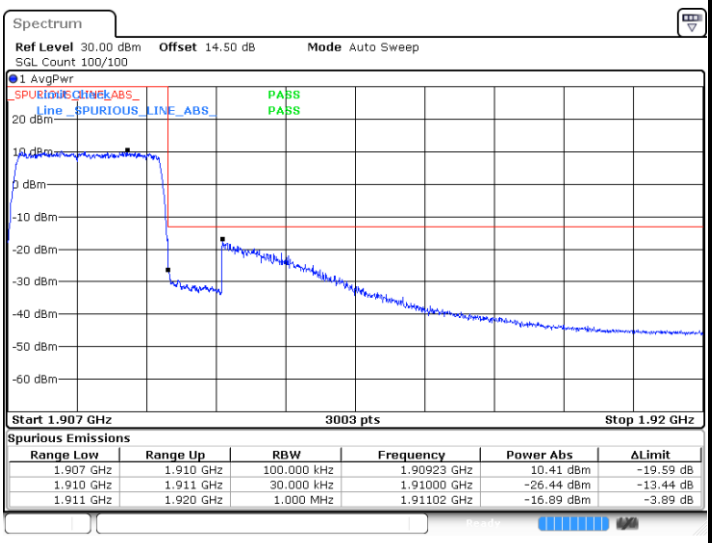

Spurious Emissions

Range Low	Range Up	RBW	Frequency	Power Abs	ΔLimit
1.907 GHz	1.910 GHz	100.000 kHz	1.90923 GHz	10.41 dBm	-19.59 dB
1.910 GHz	1.911 GHz	30.000 kHz	1.91000 GHz	-26.44 dBm	-13.44 dB
1.911 GHz	1.920 GHz	1.000 MHz	1.91102 GHz	-16.89 dBm	-3.89 dB

Date: 25.APR.2025 10:19:37

LTE Band 2 / 3MHz / 64QAM

Lowest Band Edge / 1 RB

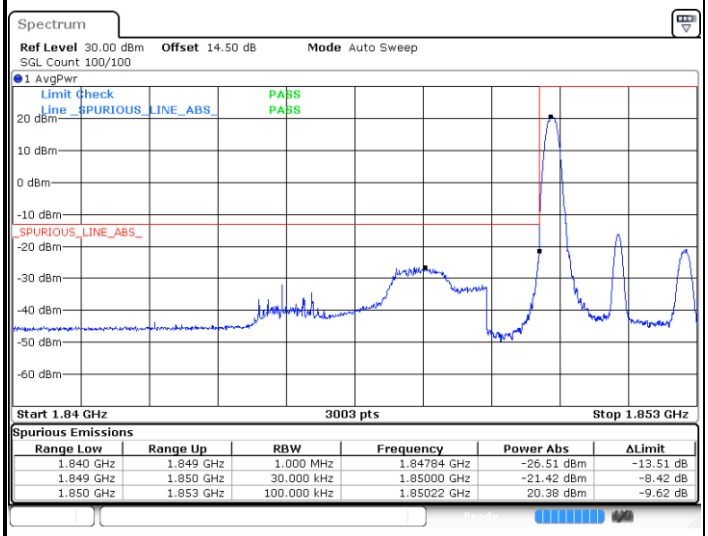

Spurious Emissions

Range Low	Range Up	RBW	Frequency	Power Abs	ΔLimit
1.840 GHz	1.849 GHz	1.000 MHz	1.84784 GHz	-26.51 dBm	-13.51 dB
1.849 GHz	1.850 GHz	30.000 kHz	1.85000 GHz	-21.42 dBm	-8.42 dB
1.850 GHz	1.853 GHz	100.000 kHz	1.85022 GHz	20.38 dBm	-9.62 dB

Date: 25.APR.2025 10:15:32

Highest Band Edge / 1 RB

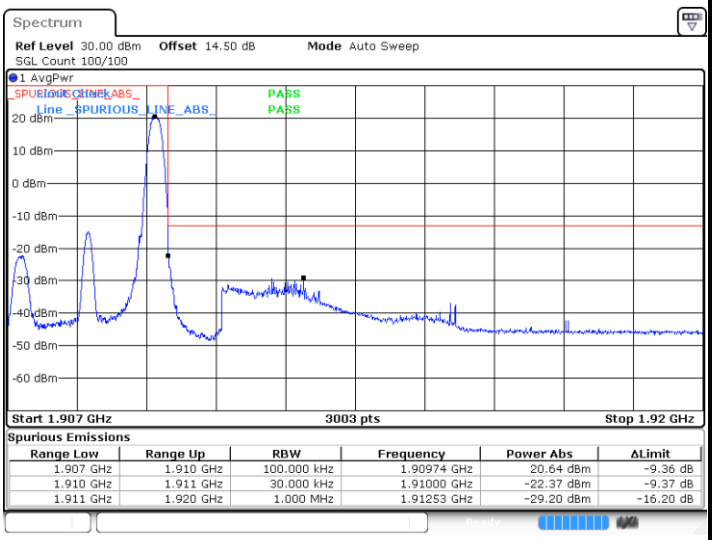

Spurious Emissions

Range Low	Range Up	RBW	Frequency	Power Abs	ΔLimit
1.907 GHz	1.910 GHz	100.000 kHz	1.90974 GHz	20.64 dBm	-9.36 dB
1.910 GHz	1.911 GHz	30.000 kHz	1.91000 GHz	-22.37 dBm	-9.37 dB
1.911 GHz	1.920 GHz	1.000 MHz	1.91253 GHz	-29.20 dBm	-16.20 dB

Date: 25.APR.2025 10:18:35

Lowest Band Edge / Full RB

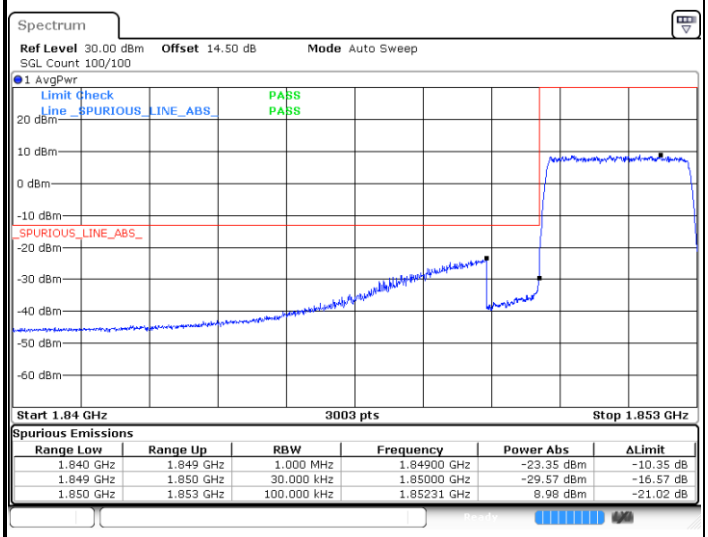

Spurious Emissions

Range Low	Range Up	RBW	Frequency	Power Abs	ΔLimit
1.840 GHz	1.849 GHz	1.000 MHz	1.84900 GHz	-23.35 dBm	-10.35 dB
1.849 GHz	1.850 GHz	30.000 kHz	1.85000 GHz	-29.57 dBm	-16.57 dB
1.850 GHz	1.853 GHz	100.000 kHz	1.85231 GHz	8.98 dBm	-21.02 dB

Date: 25.APR.2025 10:17:03

Highest Band Edge / Full RB

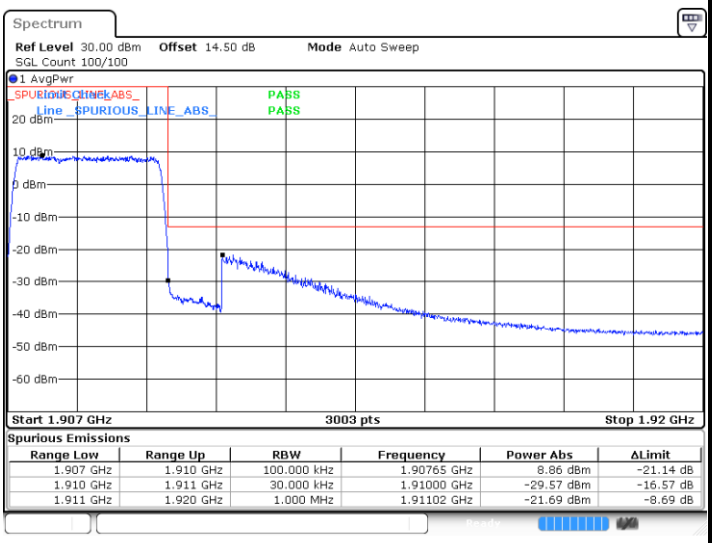

Spurious Emissions

Range Low	Range Up	RBW	Frequency	Power Abs	ΔLimit
1.907 GHz	1.910 GHz	100.000 kHz	1.90765 GHz	8.86 dBm	-21.14 dB
1.910 GHz	1.911 GHz	30.000 kHz	1.91000 GHz	-29.57 dBm	-16.57 dB
1.911 GHz	1.920 GHz	1.000 MHz	1.91102 GHz	-21.69 dBm	-8.69 dB

Date: 25.APR.2025 10:20:07

LTE Band 2 / 5MHz / QPSK

Lowest Band Edge / 1RB

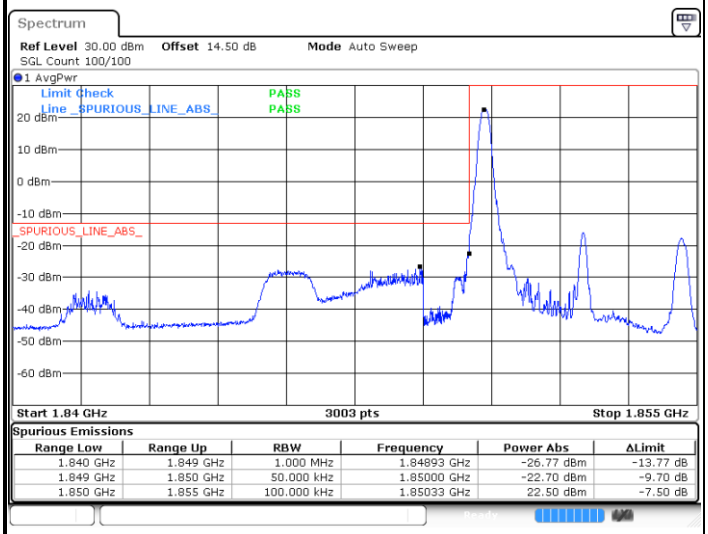

Spurious Emissions

Range Low	Range Up	RBW	Frequency	Power Abs	ΔLimit
1.840 GHz	1.849 GHz	1.000 MHz	1.84893 GHz	-26.77 dBm	-13.77 dB
1.849 GHz	1.850 GHz	50.000 kHz	1.85000 GHz	-22.70 dBm	-9.70 dB
1.850 GHz	1.855 GHz	100.000 kHz	1.85033 GHz	22.50 dBm	-7.50 dB

Date: 25.APR.2025 10:21:20

Highest Band Edge / 1RB

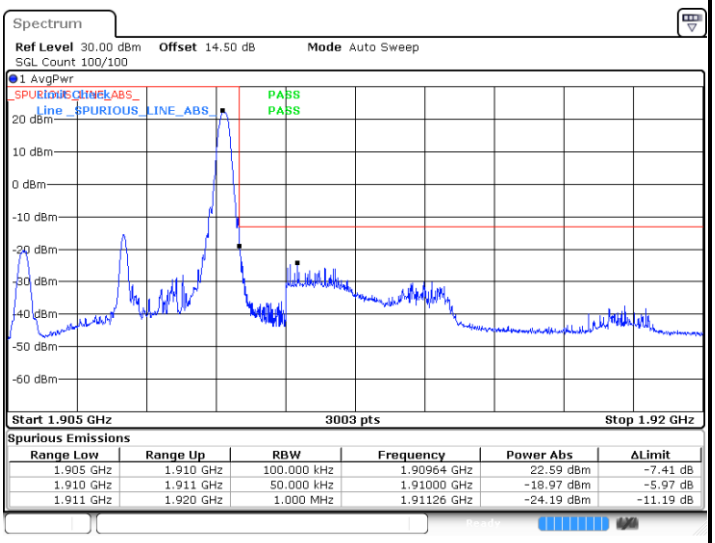

Spurious Emissions

Range Low	Range Up	RBW	Frequency	Power Abs	ΔLimit
1.905 GHz	1.910 GHz	100.000 kHz	1.90964 GHz	22.59 dBm	-7.41 dB
1.910 GHz	1.911 GHz	50.000 kHz	1.91000 GHz	-18.97 dBm	-5.97 dB
1.911 GHz	1.920 GHz	1.000 MHz	1.91126 GHz	-24.19 dBm	-11.19 dB

Date: 25.APR.2025 10:24:23

Lowest Band Edge / Full RB

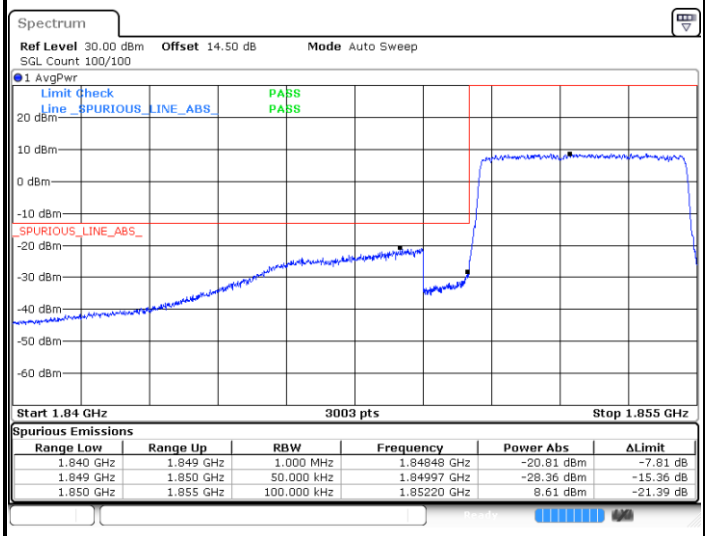

Spurious Emissions

Range Low	Range Up	RBW	Frequency	Power Abs	ΔLimit
1.840 GHz	1.849 GHz	1.000 MHz	1.84848 GHz	-20.81 dBm	-7.81 dB
1.849 GHz	1.850 GHz	50.000 kHz	1.84997 GHz	-28.36 dBm	-15.36 dB
1.850 GHz	1.855 GHz	100.000 kHz	1.85220 GHz	8.61 dBm	-21.39 dB

Date: 25.APR.2025 10:22:52

Highest Band Edge / Full RB

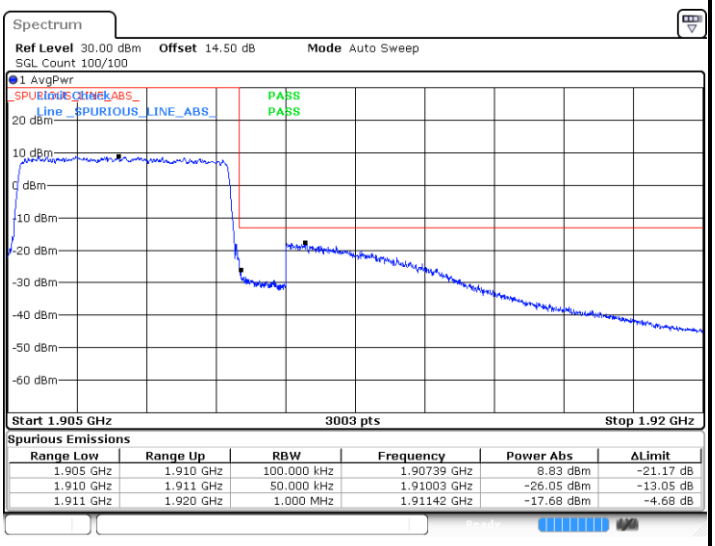

Spurious Emissions

Range Low	Range Up	RBW	Frequency	Power Abs	ΔLimit
1.905 GHz	1.910 GHz	100.000 kHz	1.90739 GHz	8.83 dBm	-21.17 dB
1.910 GHz	1.911 GHz	50.000 kHz	1.91003 GHz	-26.05 dBm	-13.05 dB
1.911 GHz	1.920 GHz	1.000 MHz	1.91142 GHz	-17.68 dBm	-4.68 dB

Date: 25.APR.2025 10:25:55

LTE Band 2 / 5MHz / 16QAM

Lowest Band Edge / 1 RB

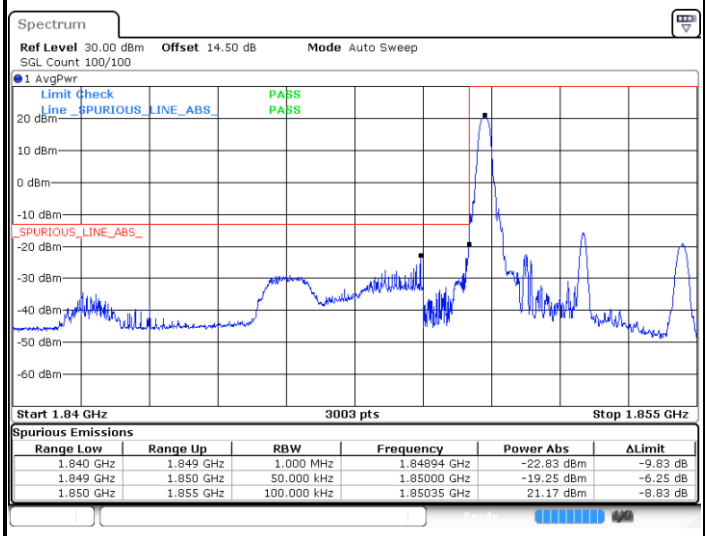

Spurious Emissions

Range Low	Range Up	RBW	Frequency	Power Abs	ΔLimit
1.840 GHz	1.849 GHz	1.000 MHz	1.84894 GHz	-22.83 dBm	-9.83 dB
1.849 GHz	1.850 GHz	50.000 kHz	1.85000 GHz	-19.25 dBm	-6.25 dB
1.850 GHz	1.855 GHz	100.000 kHz	1.85035 GHz	21.17 dBm	-8.83 dB

Date: 25.APR.2025 10:21:51

Highest Band Edge / 1 RB

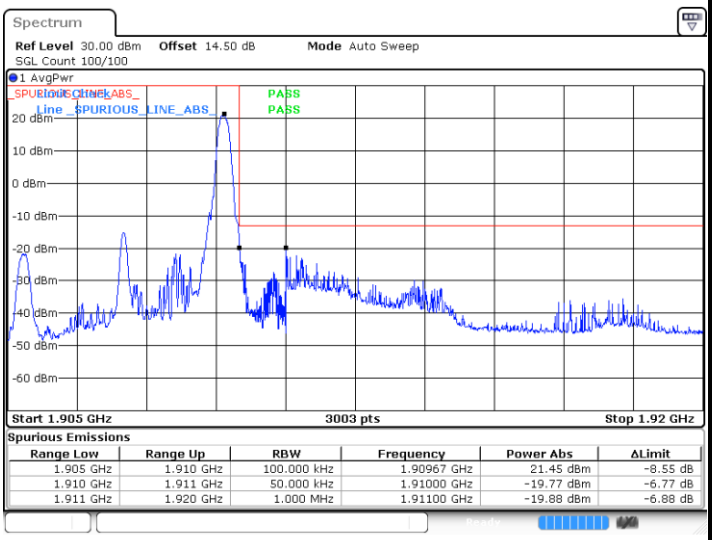

Spurious Emissions

Range Low	Range Up	RBW	Frequency	Power Abs	ΔLimit
1.905 GHz	1.910 GHz	100.000 kHz	1.90967 GHz	21.45 dBm	-8.55 dB
1.910 GHz	1.911 GHz	50.000 kHz	1.91000 GHz	-19.77 dBm	-6.77 dB
1.911 GHz	1.920 GHz	1.000 MHz	1.91100 GHz	-19.88 dBm	-6.88 dB

Date: 25.APR.2025 10:24:54

Lowest Band Edge / Full RB

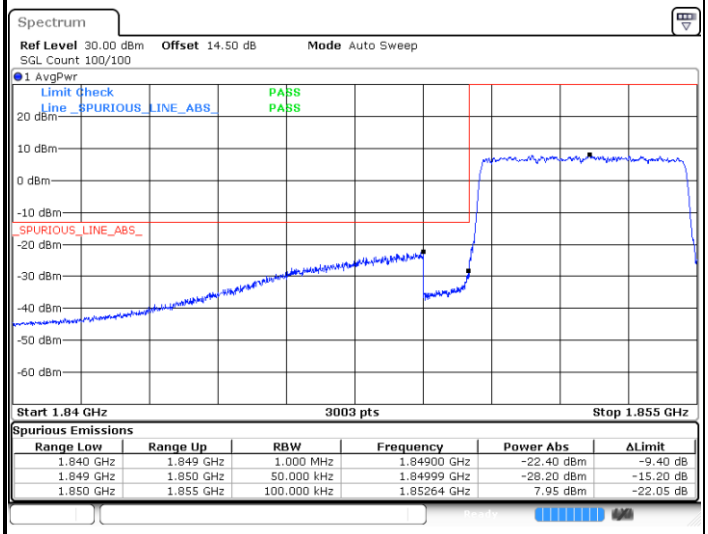

Spurious Emissions

Range Low	Range Up	RBW	Frequency	Power Abs	ΔLimit
1.840 GHz	1.849 GHz	1.000 MHz	1.84900 GHz	-22.40 dBm	-9.40 dB
1.849 GHz	1.850 GHz	50.000 kHz	1.84999 GHz	-28.20 dBm	-15.20 dB
1.850 GHz	1.855 GHz	100.000 kHz	1.85264 GHz	7.95 dBm	-22.05 dB

Date: 25.APR.2025 10:23:22

Highest Band Edge / Full RB

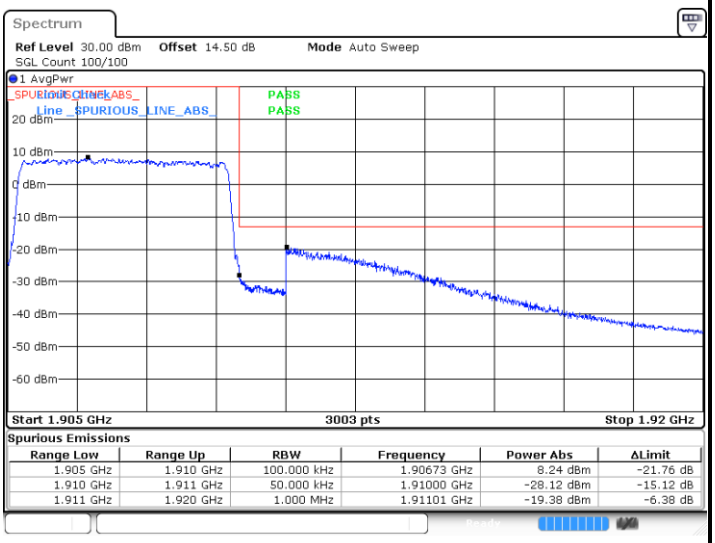

Spurious Emissions

Range Low	Range Up	RBW	Frequency	Power Abs	ΔLimit
1.905 GHz	1.910 GHz	100.000 kHz	1.90673 GHz	8.24 dBm	-21.76 dB
1.910 GHz	1.911 GHz	50.000 kHz	1.91000 GHz	-28.12 dBm	-15.12 dB
1.911 GHz	1.920 GHz	1.000 MHz	1.91101 GHz	-19.38 dBm	-6.38 dB

Date: 25.APR.2025 10:26:25

LTE Band 2 / 5MHz / 64QAM

Lowest Band Edge / 1 RB

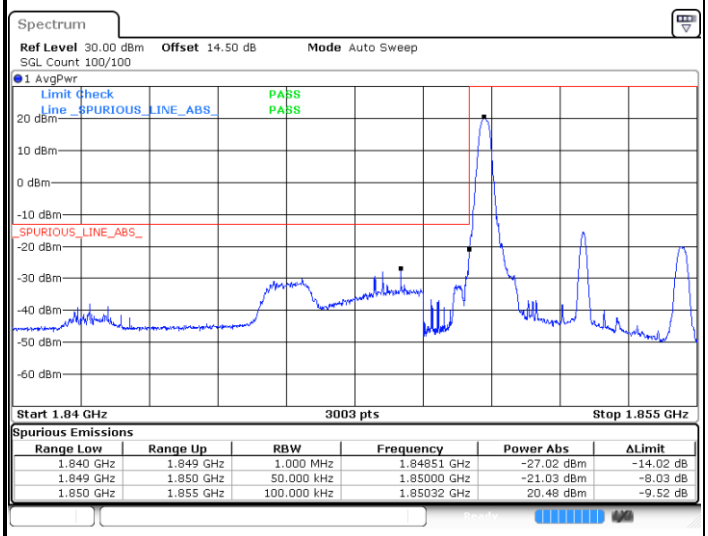

Spurious Emissions

Range Low	Range Up	RBW	Frequency	Power Abs	ΔLimit
1.840 GHz	1.849 GHz	1.000 MHz	1.84851 GHz	-27.02 dBm	-14.02 dB
1.849 GHz	1.850 GHz	50.000 kHz	1.85000 GHz	-21.03 dBm	-8.03 dB
1.850 GHz	1.855 GHz	100.000 kHz	1.85032 GHz	20.48 dBm	-9.52 dB

Date: 25.APR.2025 10:22:21

Highest Band Edge / 1 RB

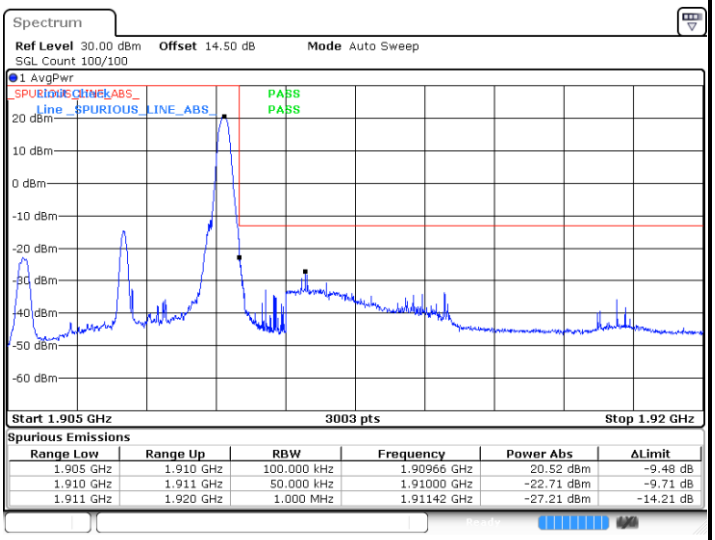

Spurious Emissions

Range Low	Range Up	RBW	Frequency	Power Abs	ΔLimit
1.905 GHz	1.910 GHz	100.000 kHz	1.90966 GHz	20.52 dBm	-9.48 dB
1.910 GHz	1.911 GHz	50.000 kHz	1.91000 GHz	-22.71 dBm	-9.71 dB
1.911 GHz	1.920 GHz	1.000 MHz	1.91142 GHz	-27.21 dBm	-14.21 dB

Date: 25.APR.2025 10:25:24

Lowest Band Edge / Full RB

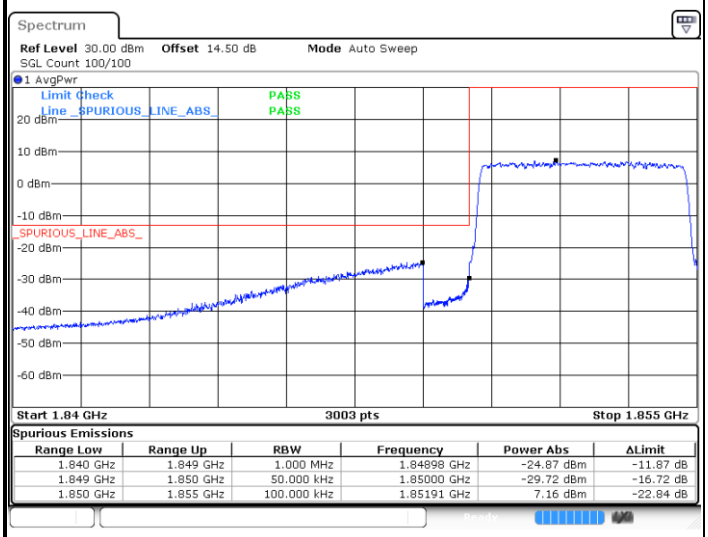

Spurious Emissions

Range Low	Range Up	RBW	Frequency	Power Abs	ΔLimit
1.840 GHz	1.849 GHz	1.000 MHz	1.84898 GHz	-24.87 dBm	-11.87 dB
1.849 GHz	1.850 GHz	50.000 kHz	1.85000 GHz	-29.72 dBm	-16.72 dB
1.850 GHz	1.855 GHz	100.000 kHz	1.85191 GHz	7.16 dBm	-22.84 dB

Date: 25.APR.2025 10:23:53

Highest Band Edge / Full RB

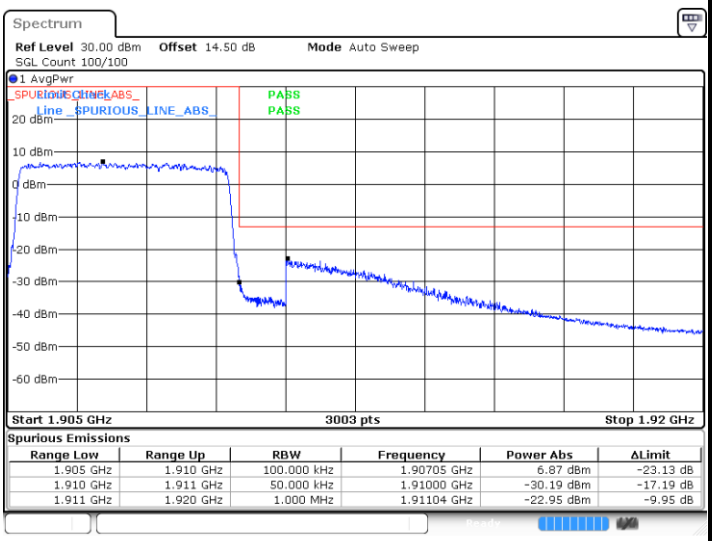

Spurious Emissions

Range Low	Range Up	RBW	Frequency	Power Abs	ΔLimit
1.905 GHz	1.910 GHz	100.000 kHz	1.90705 GHz	6.87 dBm	-23.13 dB
1.910 GHz	1.911 GHz	50.000 kHz	1.91000 GHz	-30.19 dBm	-17.19 dB
1.911 GHz	1.920 GHz	1.000 MHz	1.91104 GHz	-22.95 dBm	-9.95 dB

Date: 25.APR.2025 10:26:56

LTE Band 2 / 10MHz / QPSK

Lowest Band Edge / 1RB

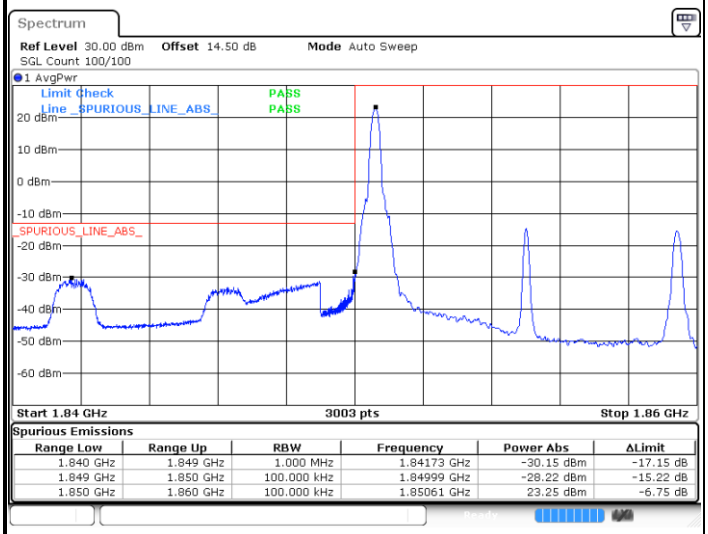

Spurious Emissions

Range Low	Range Up	RBW	Frequency	Power Abs	ΔLimit
1.840 GHz	1.849 GHz	1.000 MHz	1.84173 GHz	-30.15 dBm	-17.15 dB
1.849 GHz	1.850 GHz	100.000 kHz	1.84999 GHz	-28.22 dBm	-15.22 dB
1.850 GHz	1.860 GHz	100.000 kHz	1.85061 GHz	23.25 dBm	-6.75 dB

Date: 25.APR.2025 10:28:09

Highest Band Edge / 1RB

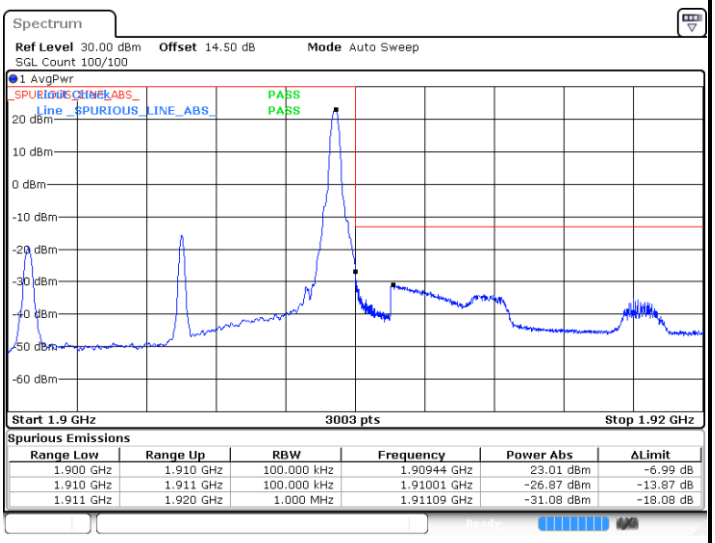

Spurious Emissions

Range Low	Range Up	RBW	Frequency	Power Abs	ΔLimit
1.900 GHz	1.910 GHz	100.000 kHz	1.90944 GHz	23.01 dBm	-6.99 dB
1.910 GHz	1.911 GHz	100.000 kHz	1.91001 GHz	-26.87 dBm	-13.87 dB
1.911 GHz	1.920 GHz	1.000 MHz	1.91109 GHz	-31.08 dBm	-18.08 dB

Date: 25.APR.2025 10:31:12

Lowest Band Edge / Full RB

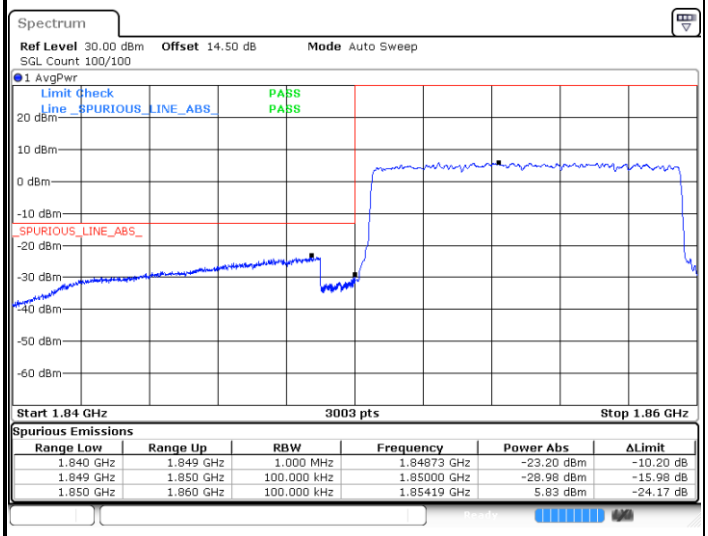

Spurious Emissions

Range Low	Range Up	RBW	Frequency	Power Abs	ΔLimit
1.840 GHz	1.849 GHz	1.000 MHz	1.84873 GHz	-23.20 dBm	-10.20 dB
1.849 GHz	1.850 GHz	100.000 kHz	1.85000 GHz	-28.98 dBm	-15.98 dB
1.850 GHz	1.860 GHz	100.000 kHz	1.85419 GHz	5.83 dBm	-24.17 dB

Date: 25.APR.2025 10:29:41

Highest Band Edge / Full RB

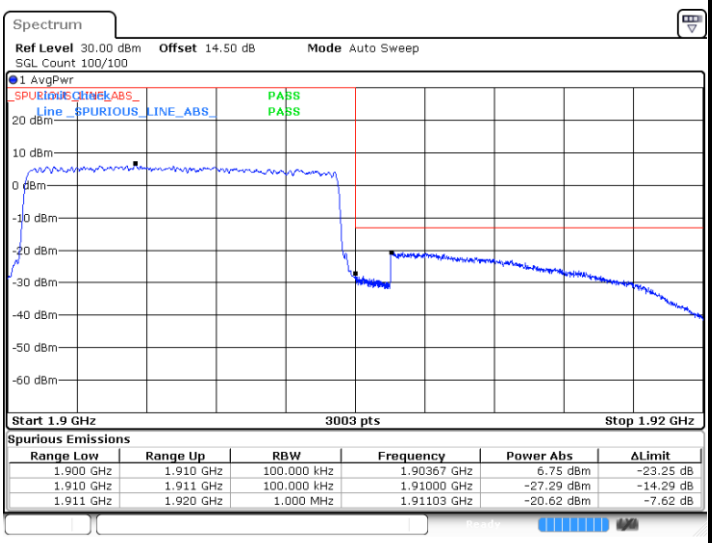

Spurious Emissions

Range Low	Range Up	RBW	Frequency	Power Abs	ΔLimit
1.900 GHz	1.910 GHz	100.000 kHz	1.90367 GHz	6.75 dBm	-23.25 dB
1.910 GHz	1.911 GHz	100.000 kHz	1.91000 GHz	-27.29 dBm	-14.29 dB
1.911 GHz	1.920 GHz	1.000 MHz	1.91103 GHz	-20.62 dBm	-7.62 dB

Date: 25.APR.2025 10:32:44

LTE Band 2 / 10MHz / 16QAM

Lowest Band Edge / 1 RB

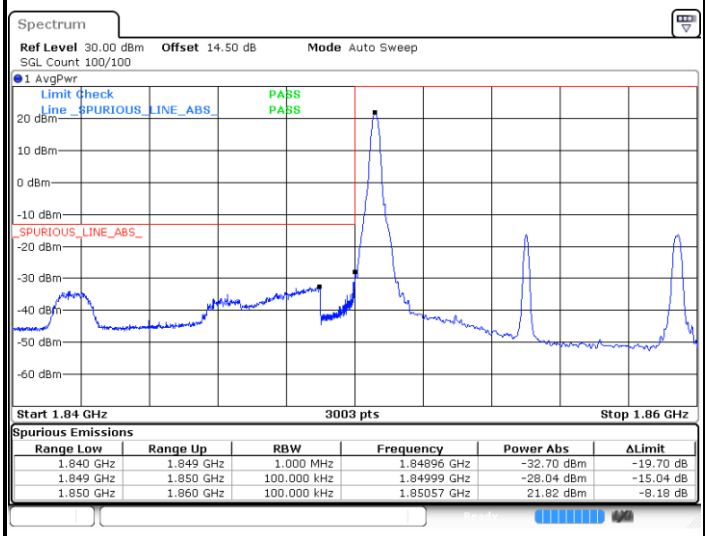

Spurious Emissions

Range Low	Range Up	RBW	Frequency	Power Abs	ΔLimit
1.840 GHz	1.849 GHz	1.000 MHz	1.84896 GHz	-32.70 dBm	-19.70 dB
1.849 GHz	1.850 GHz	100.000 kHz	1.84999 GHz	-28.04 dBm	-15.04 dB
1.850 GHz	1.860 GHz	100.000 kHz	1.85057 GHz	21.82 dBm	-8.18 dB

Date: 25.APR.2025 10:28:40

Highest Band Edge / 1 RB

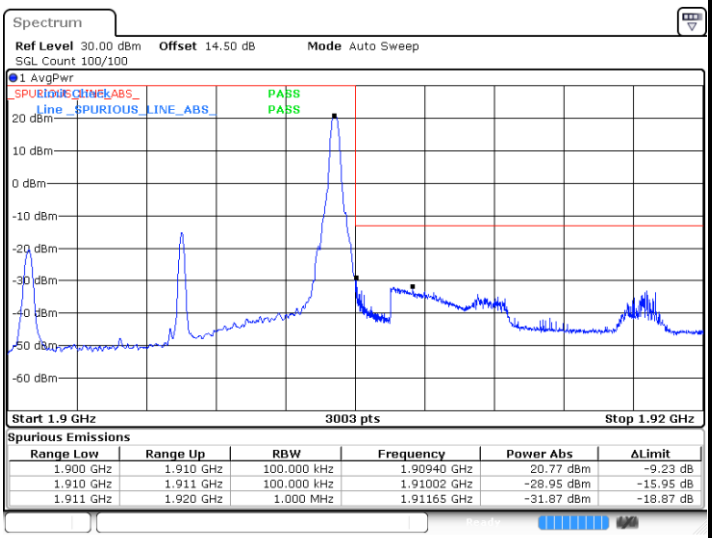

Spurious Emissions

Range Low	Range Up	RBW	Frequency	Power Abs	ΔLimit
1.900 GHz	1.910 GHz	100.000 kHz	1.90940 GHz	20.77 dBm	-9.23 dB
1.910 GHz	1.911 GHz	100.000 kHz	1.91002 GHz	-28.95 dBm	-15.95 dB
1.911 GHz	1.920 GHz	1.000 MHz	1.91165 GHz	-31.87 dBm	-18.87 dB

Date: 25.APR.2025 10:31:43

Lowest Band Edge / Full RB

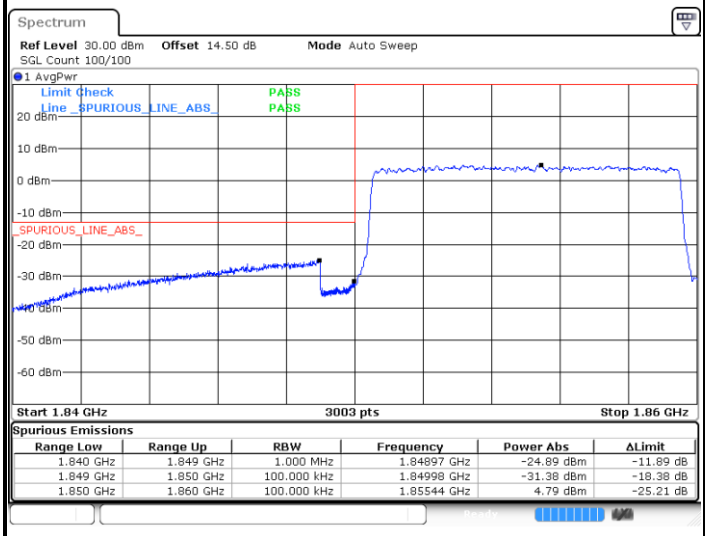

Spurious Emissions

Range Low	Range Up	RBW	Frequency	Power Abs	ΔLimit
1.840 GHz	1.849 GHz	1.000 MHz	1.84897 GHz	-24.89 dBm	-11.89 dB
1.849 GHz	1.850 GHz	100.000 kHz	1.84998 GHz	-31.38 dBm	-18.38 dB
1.850 GHz	1.860 GHz	100.000 kHz	1.85544 GHz	4.79 dBm	-25.21 dB

Date: 25.APR.2025 10:30:11

Highest Band Edge / Full RB

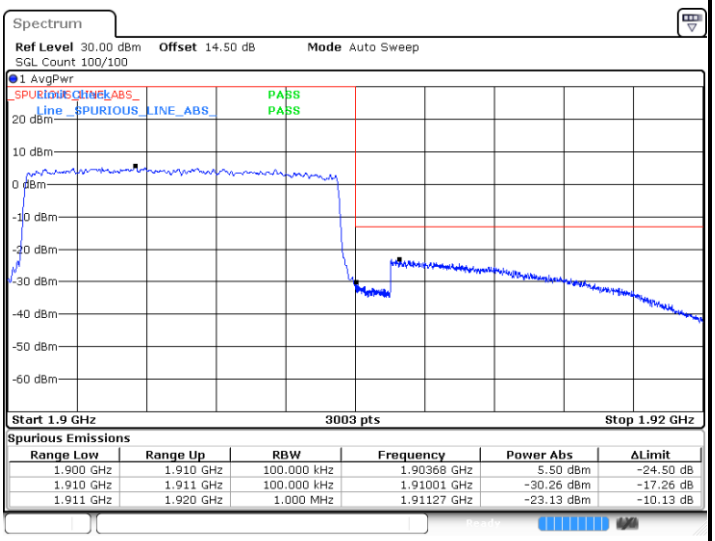

Spurious Emissions

Range Low	Range Up	RBW	Frequency	Power Abs	ΔLimit
1.900 GHz	1.910 GHz	100.000 kHz	1.90368 GHz	5.50 dBm	-24.50 dB
1.910 GHz	1.911 GHz	100.000 kHz	1.91001 GHz	-30.26 dBm	-17.26 dB
1.911 GHz	1.920 GHz	1.000 MHz	1.91127 GHz	-23.13 dBm	-10.13 dB

Date: 25.APR.2025 10:33:15

LTE Band 2 / 10MHz / 64QAM

Lowest Band Edge / 1 RB

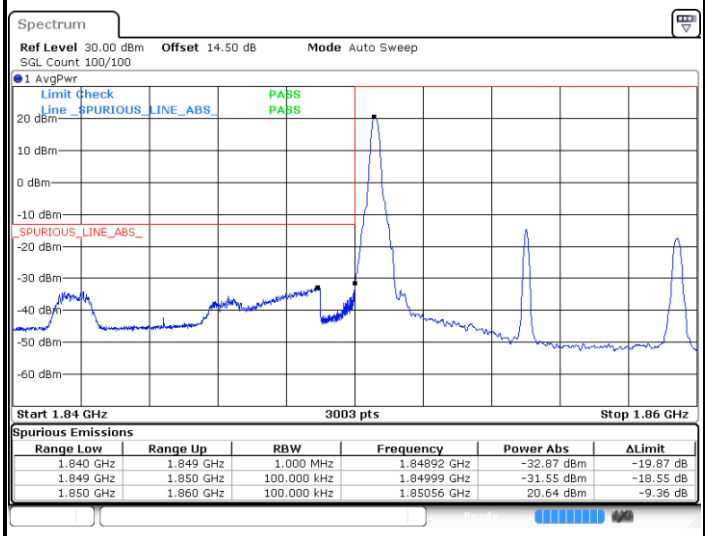

Spurious Emissions

Range Low	Range Up	RBW	Frequency	Power Abs	ΔLimit
1.840 GHz	1.849 GHz	1.000 MHz	1.84892 GHz	-32.87 dBm	-19.87 dB
1.849 GHz	1.850 GHz	100.000 kHz	1.84999 GHz	-31.55 dBm	-18.55 dB
1.850 GHz	1.860 GHz	100.000 kHz	1.85056 GHz	20.64 dBm	-9.36 dB

Date: 25.APR.2025 10:29:10

Highest Band Edge / 1 RB

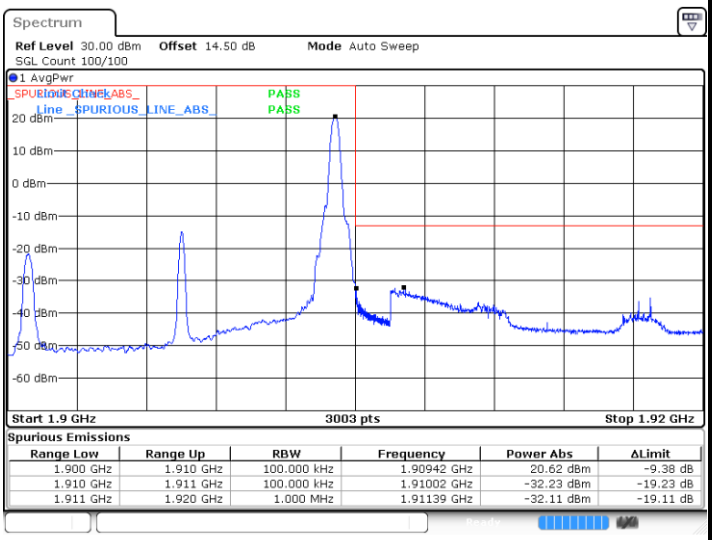

Spurious Emissions

Range Low	Range Up	RBW	Frequency	Power Abs	ΔLimit
1.900 GHz	1.910 GHz	100.000 kHz	1.90942 GHz	20.62 dBm	-9.38 dB
1.910 GHz	1.911 GHz	100.000 kHz	1.91002 GHz	-32.23 dBm	-19.23 dB
1.911 GHz	1.920 GHz	1.000 MHz	1.91139 GHz	-32.11 dBm	-19.11 dB

Date: 25.APR.2025 10:32:13

Lowest Band Edge / Full RB

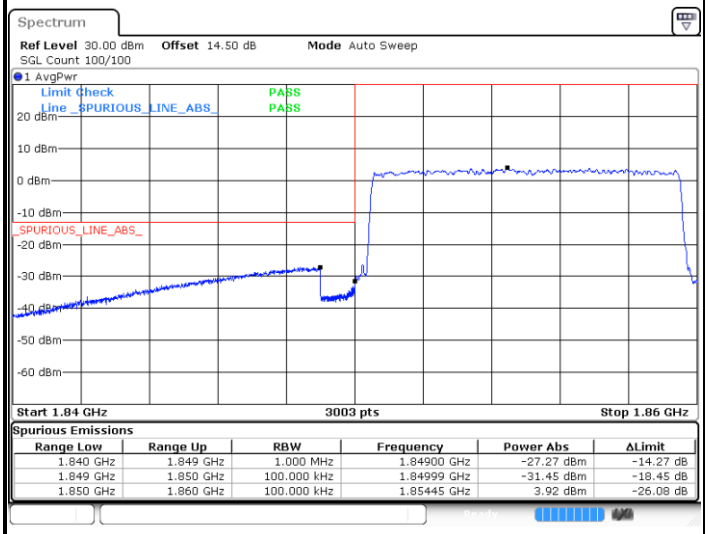

Spurious Emissions

Range Low	Range Up	RBW	Frequency	Power Abs	ΔLimit
1.840 GHz	1.849 GHz	1.000 MHz	1.84900 GHz	-27.27 dBm	-14.27 dB
1.849 GHz	1.850 GHz	100.000 kHz	1.84999 GHz	-31.45 dBm	-18.45 dB
1.850 GHz	1.860 GHz	100.000 kHz	1.85445 GHz	3.92 dBm	-26.08 dB

Date: 25.APR.2025 10:30:42

Highest Band Edge / Full RB

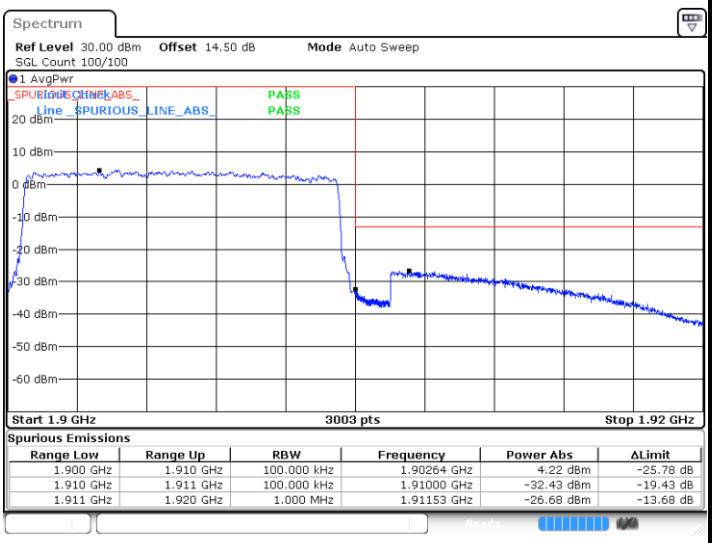

Spurious Emissions

Range Low	Range Up	RBW	Frequency	Power Abs	ΔLimit
1.900 GHz	1.910 GHz	100.000 kHz	1.90264 GHz	4.22 dBm	-25.78 dB
1.910 GHz	1.911 GHz	100.000 kHz	1.91000 GHz	-32.43 dBm	-19.43 dB
1.911 GHz	1.920 GHz	1.000 MHz	1.91153 GHz	-26.68 dBm	-13.68 dB

Date: 25.APR.2025 10:33:45

LTE Band 2 / 15MHz / QPSK

Lowest Band Edge / 1RB

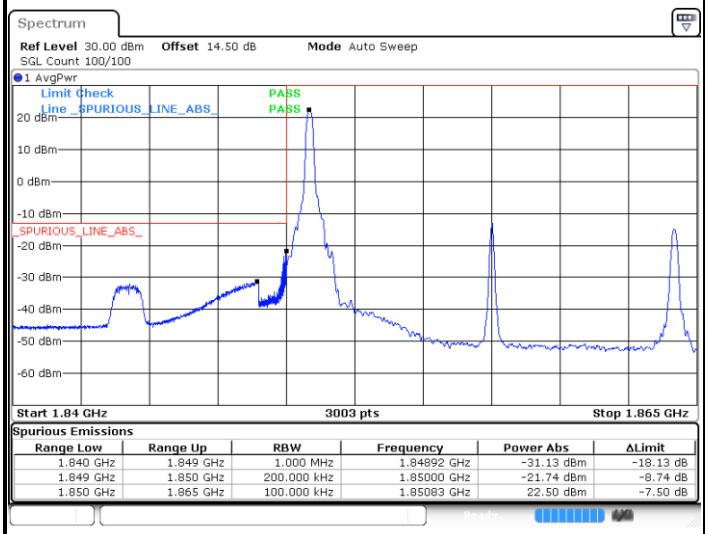

Spurious Emissions

Range Low	Range Up	RBW	Frequency	Power Abs	ΔLimit
1.840 GHz	1.849 GHz	1.000 MHz	1.84892 GHz	-31.13 dBm	-18.13 dB
1.849 GHz	1.850 GHz	200.000 kHz	1.85000 GHz	-21.74 dBm	-8.74 dB
1.850 GHz	1.865 GHz	100.000 kHz	1.85083 GHz	22.50 dBm	-7.50 dB

Date: 25.APR.2025 10:34:58

Highest Band Edge / 1RB

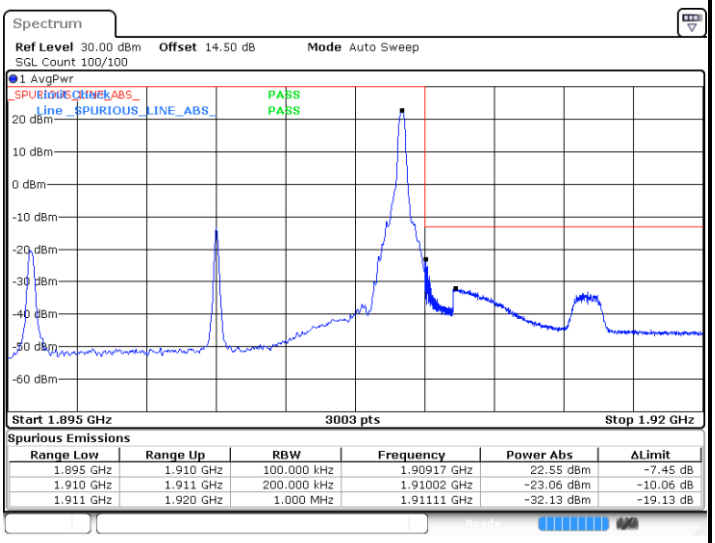

Spurious Emissions

Range Low	Range Up	RBW	Frequency	Power Abs	ΔLimit
1.895 GHz	1.910 GHz	100.000 kHz	1.90917 GHz	22.55 dBm	-7.45 dB
1.910 GHz	1.911 GHz	200.000 kHz	1.91002 GHz	-23.06 dBm	-10.06 dB
1.911 GHz	1.920 GHz	1.000 MHz	1.91111 GHz	-32.13 dBm	-19.13 dB

Date: 25.APR.2025 10:38:02

Lowest Band Edge / Full RB

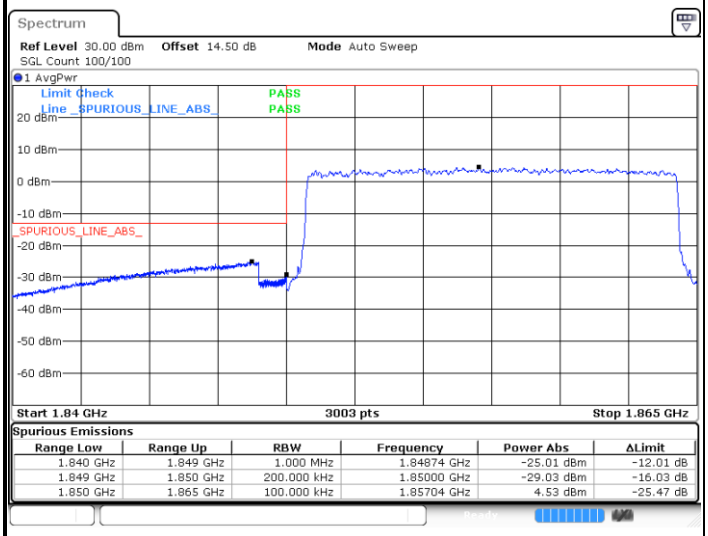

Spurious Emissions

Range Low	Range Up	RBW	Frequency	Power Abs	ΔLimit
1.840 GHz	1.849 GHz	1.000 MHz	1.84874 GHz	-25.01 dBm	-12.01 dB
1.849 GHz	1.850 GHz	200.000 kHz	1.85000 GHz	-29.03 dBm	-16.03 dB
1.850 GHz	1.865 GHz	100.000 kHz	1.85704 GHz	4.53 dBm	-25.47 dB

Date: 25.APR.2025 10:36:30

Highest Band Edge / Full RB

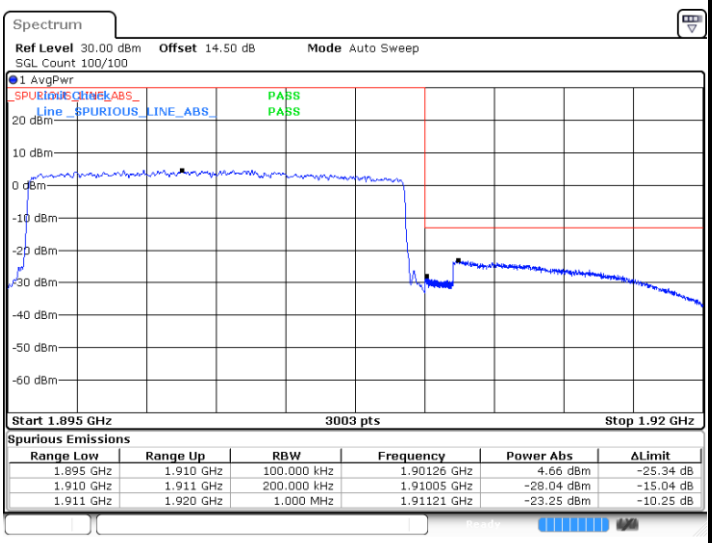

Spurious Emissions

Range Low	Range Up	RBW	Frequency	Power Abs	ΔLimit
1.895 GHz	1.910 GHz	100.000 kHz	1.90126 GHz	4.66 dBm	-25.34 dB
1.910 GHz	1.911 GHz	200.000 kHz	1.91005 GHz	-28.04 dBm	-15.04 dB
1.911 GHz	1.920 GHz	1.000 MHz	1.91121 GHz	-23.25 dBm	-10.25 dB

Date: 25.APR.2025 10:39:34

LTE Band 2 / 15MHz / 16QAM

Lowest Band Edge / 1 RB

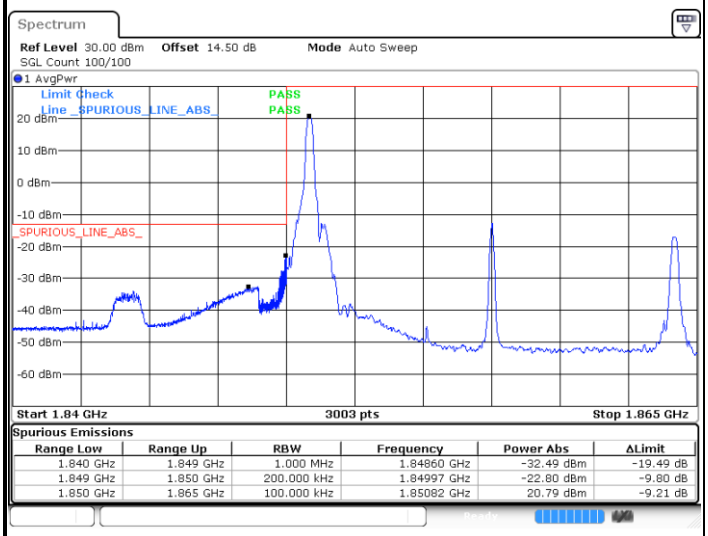

Spurious Emissions

Range Low	Range Up	RBW	Frequency	Power Abs	ΔLimit
1.840 GHz	1.849 GHz	1.000 MHz	1.84860 GHz	-32.49 dBm	-19.49 dB
1.849 GHz	1.850 GHz	200.000 kHz	1.84997 GHz	-22.80 dBm	-9.80 dB
1.850 GHz	1.865 GHz	100.000 kHz	1.85082 GHz	20.79 dBm	-9.21 dB

Date: 25.APR.2025 10:35:29

Highest Band Edge / 1 RB

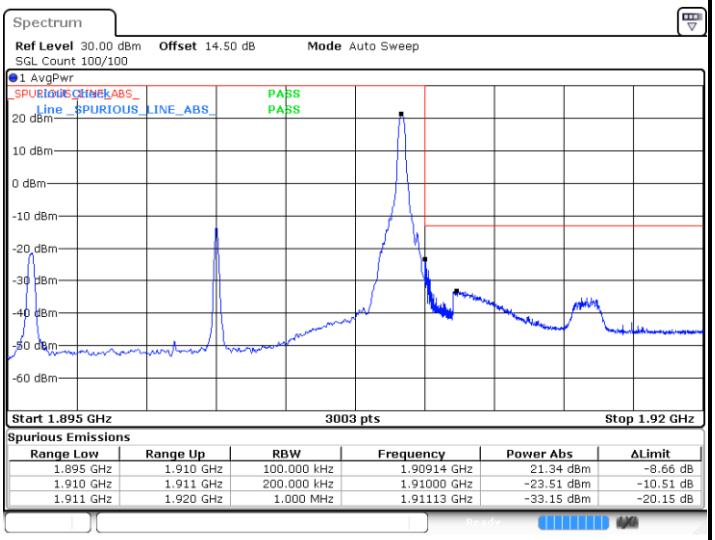

Spurious Emissions

Range Low	Range Up	RBW	Frequency	Power Abs	ΔLimit
1.895 GHz	1.910 GHz	100.000 kHz	1.90914 GHz	21.34 dBm	-8.66 dB
1.910 GHz	1.911 GHz	200.000 kHz	1.91000 GHz	-23.51 dBm	-10.51 dB
1.911 GHz	1.920 GHz	1.000 MHz	1.91113 GHz	-33.15 dBm	-20.15 dB

Date: 25.APR.2025 10:38:33

Lowest Band Edge / Full RB

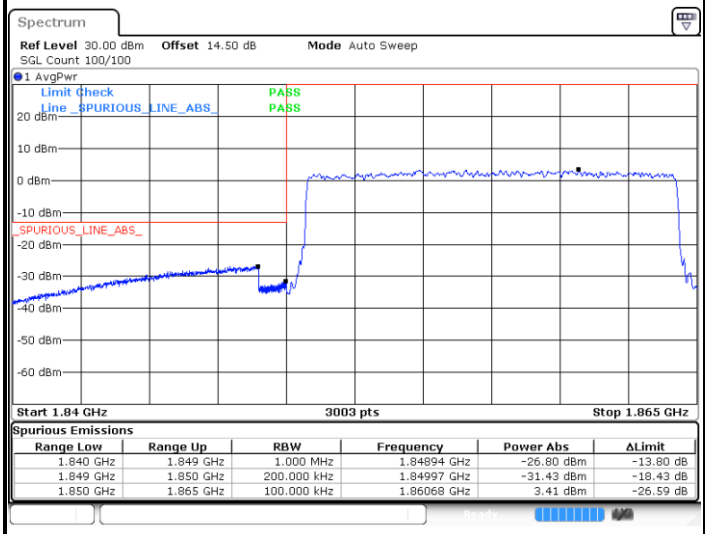

Spurious Emissions

Range Low	Range Up	RBW	Frequency	Power Abs	ΔLimit
1.840 GHz	1.849 GHz	1.000 MHz	1.84894 GHz	-26.80 dBm	-13.80 dB
1.849 GHz	1.850 GHz	200.000 kHz	1.84997 GHz	-31.43 dBm	-18.43 dB
1.850 GHz	1.865 GHz	100.000 kHz	1.86068 GHz	3.41 dBm	-26.59 dB

Date: 25.APR.2025 10:37:01

Highest Band Edge / Full RB

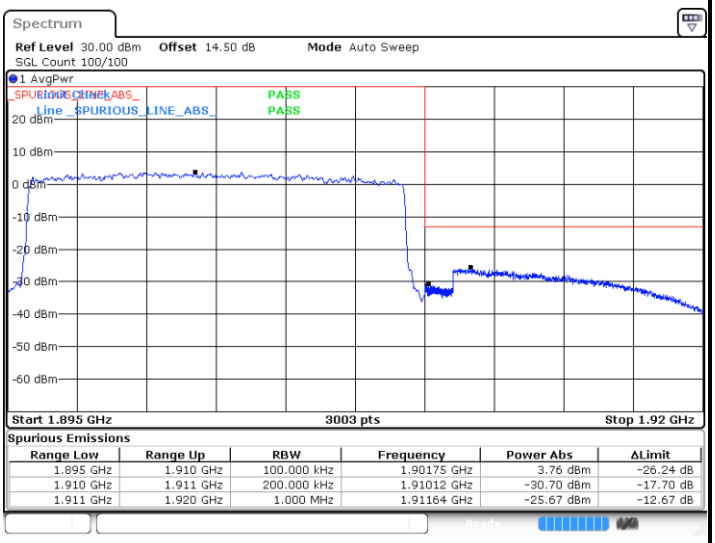

Spurious Emissions

Range Low	Range Up	RBW	Frequency	Power Abs	ΔLimit
1.895 GHz	1.910 GHz	100.000 kHz	1.90175 GHz	3.76 dBm	-26.24 dB
1.910 GHz	1.911 GHz	200.000 kHz	1.91012 GHz	-30.70 dBm	-17.70 dB
1.911 GHz	1.920 GHz	1.000 MHz	1.91164 GHz	-25.67 dBm	-12.67 dB

Date: 25.APR.2025 10:40:05

LTE Band 2 / 15MHz / 64QAM

Lowest Band Edge / 1 RB

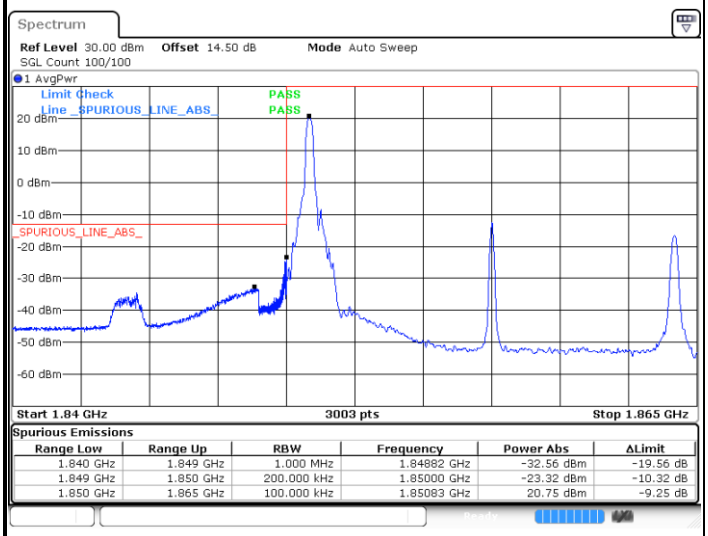

Spurious Emissions

Range Low	Range Up	RBW	Frequency	Power Abs	ΔLimit
1.840 GHz	1.849 GHz	1.000 MHz	1.84882 GHz	-32.56 dBm	-19.56 dB
1.849 GHz	1.850 GHz	200.000 kHz	1.85000 GHz	-23.32 dBm	-10.32 dB
1.850 GHz	1.865 GHz	100.000 kHz	1.85083 GHz	20.75 dBm	-9.25 dB

Date: 25.APR.2025 10:36:00

Highest Band Edge / 1 RB

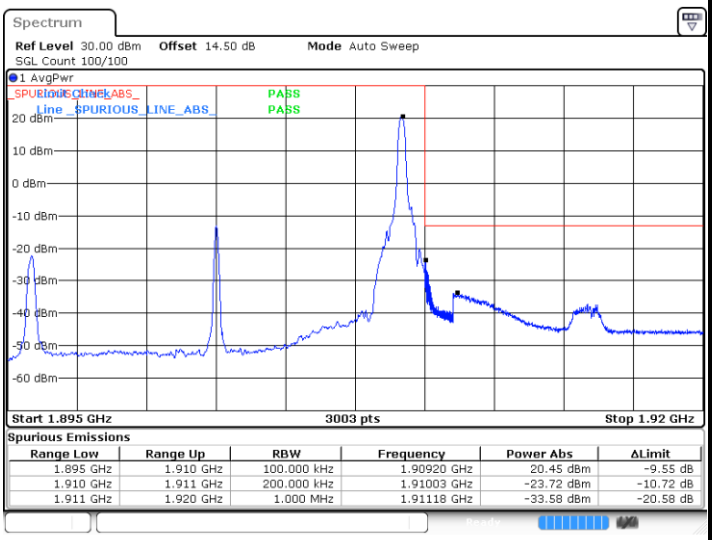

Spurious Emissions

Range Low	Range Up	RBW	Frequency	Power Abs	ΔLimit
1.895 GHz	1.910 GHz	100.000 kHz	1.90920 GHz	20.45 dBm	-9.55 dB
1.910 GHz	1.911 GHz	200.000 kHz	1.91003 GHz	-23.72 dBm	-10.72 dB
1.911 GHz	1.920 GHz	1.000 MHz	1.91118 GHz	-33.58 dBm	-20.58 dB

Date: 25.APR.2025 10:39:03

Lowest Band Edge / Full RB

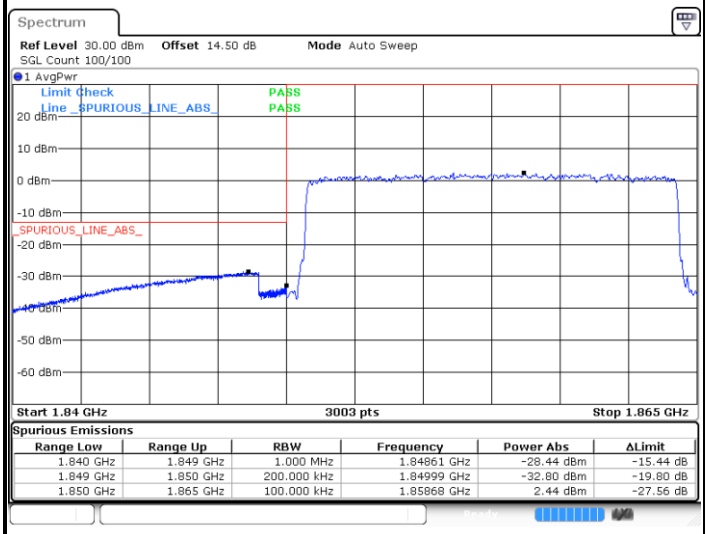

Spurious Emissions

Range Low	Range Up	RBW	Frequency	Power Abs	ΔLimit
1.840 GHz	1.849 GHz	1.000 MHz	1.84861 GHz	-28.44 dBm	-15.44 dB
1.849 GHz	1.850 GHz	200.000 kHz	1.84999 GHz	-32.80 dBm	-19.80 dB
1.850 GHz	1.865 GHz	100.000 kHz	1.85868 GHz	2.44 dBm	-27.56 dB

Date: 25.APR.2025 10:37:32

Highest Band Edge / Full RB

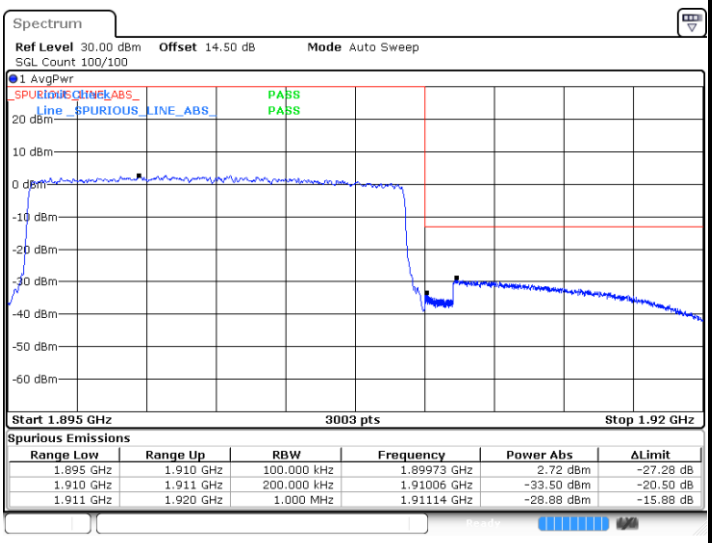

Spurious Emissions

Range Low	Range Up	RBW	Frequency	Power Abs	ΔLimit
1.895 GHz	1.910 GHz	100.000 kHz	1.89973 GHz	2.72 dBm	-27.28 dB
1.910 GHz	1.911 GHz	200.000 kHz	1.91006 GHz	-33.50 dBm	-20.50 dB
1.911 GHz	1.920 GHz	1.000 MHz	1.91114 GHz	-28.88 dBm	-15.88 dB

Date: 25.APR.2025 10:40:35

LTE Band 2 / 20MHz / QPSK

Lowest Band Edge / 1RB

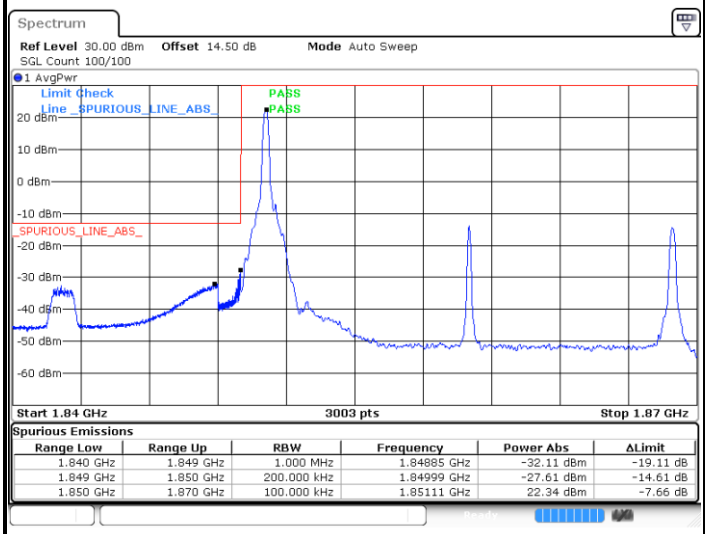

Spurious Emissions

Range Low	Range Up	RBW	Frequency	Power Abs	ΔLimit
1.840 GHz	1.849 GHz	1.000 MHz	1.84885 GHz	-32.11 dBm	-19.11 dB
1.849 GHz	1.850 GHz	200.000 kHz	1.84999 GHz	-27.61 dBm	-14.61 dB
1.850 GHz	1.870 GHz	100.000 kHz	1.85111 GHz	22.34 dBm	-7.66 dB

Date: 25.APR.2025 10:41:49

Highest Band Edge / 1RB

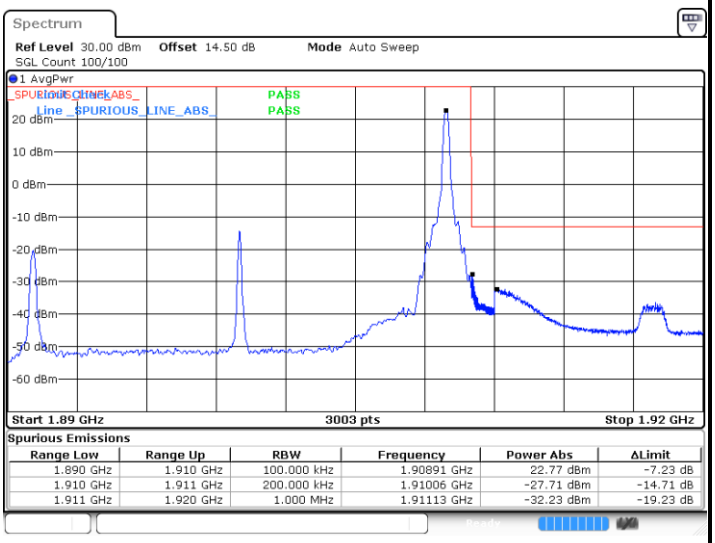

Spurious Emissions

Range Low	Range Up	RBW	Frequency	Power Abs	ΔLimit
1.890 GHz	1.910 GHz	100.000 kHz	1.90891 GHz	22.77 dBm	-7.23 dB
1.910 GHz	1.911 GHz	200.000 kHz	1.91006 GHz	-27.71 dBm	-14.71 dB
1.911 GHz	1.920 GHz	1.000 MHz	1.91113 GHz	-32.23 dBm	-19.23 dB

Date: 25.APR.2025 10:44:52

Lowest Band Edge / Full RB

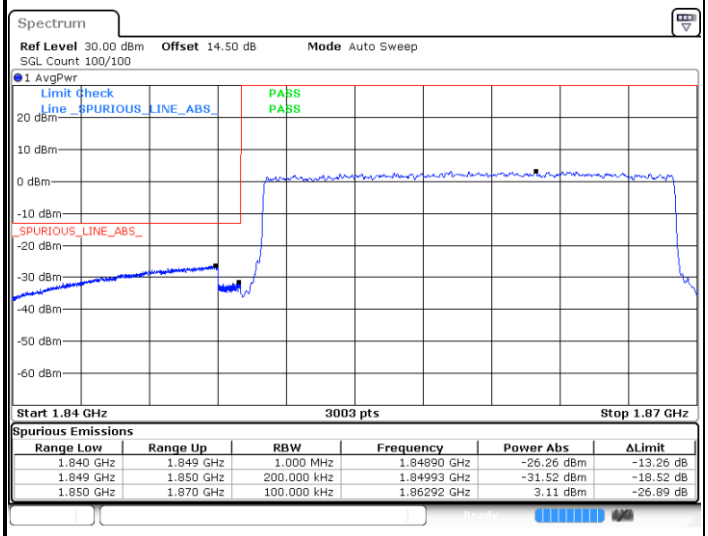

Spurious Emissions

Range Low	Range Up	RBW	Frequency	Power Abs	ΔLimit
1.840 GHz	1.849 GHz	1.000 MHz	1.84890 GHz	-26.26 dBm	-13.26 dB
1.849 GHz	1.850 GHz	200.000 kHz	1.84993 GHz	-31.52 dBm	-18.52 dB
1.850 GHz	1.870 GHz	100.000 kHz	1.86292 GHz	3.11 dBm	-26.89 dB

Date: 25.APR.2025 10:43:20

Highest Band Edge / Full RB

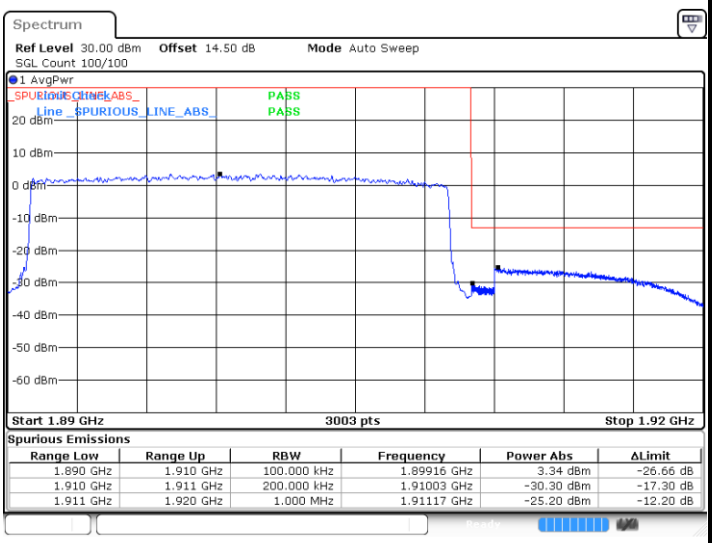

Spurious Emissions

Range Low	Range Up	RBW	Frequency	Power Abs	ΔLimit
1.890 GHz	1.910 GHz	100.000 kHz	1.89916 GHz	3.34 dBm	-26.66 dB
1.910 GHz	1.911 GHz	200.000 kHz	1.91003 GHz	-30.30 dBm	-17.30 dB
1.911 GHz	1.920 GHz	1.000 MHz	1.91117 GHz	-25.20 dBm	-12.20 dB

Date: 25.APR.2025 10:46:24