Mode	30	
	Band Edge	
	U-NII-3_5.725-5.85_802.11a_CH149_5745MHz	
ANT	6	
Pol.	Horizontal	Fundamental
Peak	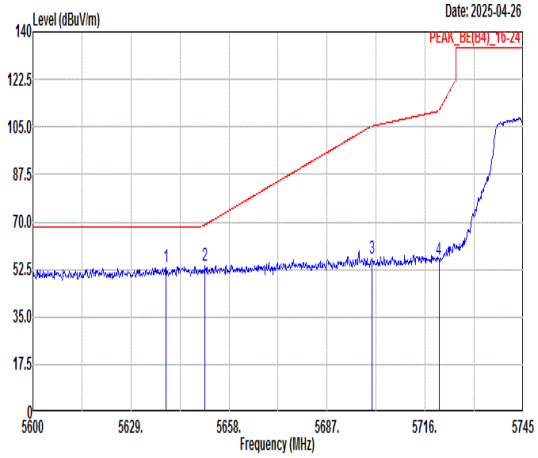 Freq Level Limit Line Margin (dB) Read Level Ant Factor Cable Loss Preamp Factor APos TPos Remark MHz dBuV/m dBuV/m dBuV dB/m dB dB cm deg 1 5639.44 53.47 68.30 -14.83 40.62 36.44 9.84 33.43 229 323 PEAK 2 5650.75 53.64 68.86 -15.22 40.76 36.45 9.86 33.43 229 323 PEAK 3 5700.20 56.33 105.25 -48.92 43.30 36.50 9.97 33.44 229 323 PEAK 4 5720.06 55.88 110.94 -55.06 42.79 36.52 10.01 33.44 229 323 PEAK	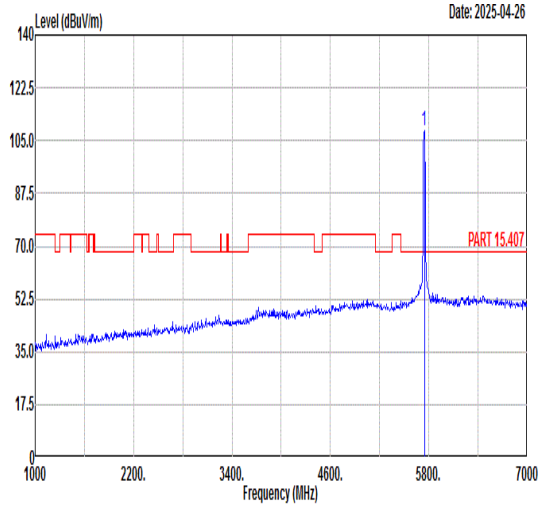 Freq Level Limit Line Margin (dB) Read Level Ant Factor Cable Loss Preamp Factor APos TPos Remark MHz dBuV/m dBuV/m dBuV dB/m dB dB cm deg 1 5745.00 108.07 ------ ------ 94.91 36.55 10.06 33.45 229 323 PEAK
Avg	Blank	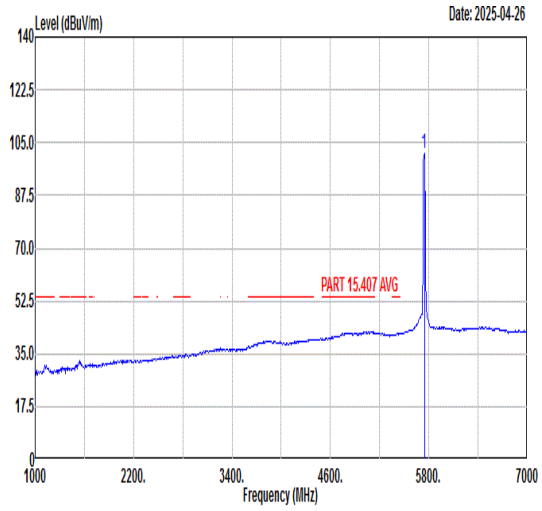 Freq Level Limit Line Margin (dB) Read Level Ant Factor Cable Loss Preamp Factor APos TPos Remark MHz dBuV/m dBuV/m dBuV dB/m dB dB cm deg 1 5745.00 101.26 ------ ------ 88.10 36.55 10.06 33.45 229 323 AVERAGE

Mode	30	
	Band Edge	
	U-NII-3_5.725-5.85_802.11a_CH149_5745MHz	
ANT	6	
Pol.	Vertical	Fundamental
Peak	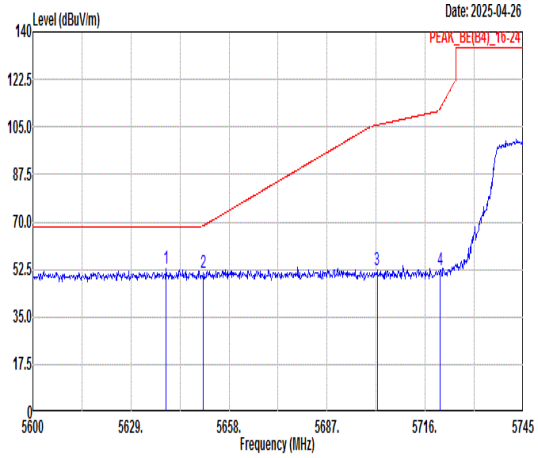 Freq Level Limit Line Margin (dB) Read Level Ant Factor Cable Loss Preamp Factor APos TPos Remark MHz dBuV/m dBuV/m dBuV dB/m dB dB cm deg 1 5639.44 52.67 68.30 -15.63 39.82 36.44 9.84 33.43 247 97 PEAK 2 5650.32 51.42 68.53 -17.11 38.54 36.45 9.86 33.43 247 97 PEAK 3 5701.79 52.16 105.70 -53.54 39.13 36.50 9.97 33.44 247 97 PEAK 4 5720.50 52.48 111.93 -59.45 39.39 36.52 10.01 33.44 247 97 PEAK	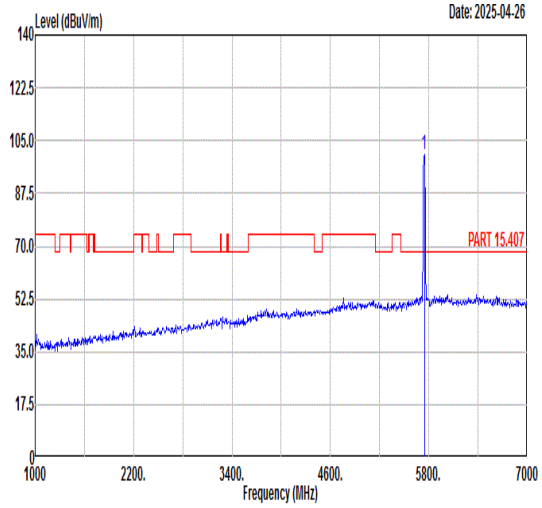 Freq Level Limit Line Margin (dB) Read Level Ant Factor Cable Loss Preamp Factor APos TPos Remark MHz dBuV/m dBuV/m dBuV dB/m dB dB cm deg 1 5745.00 100.61 ------ ------ 87.45 36.55 10.06 33.45 247 97 PEAK
Avg	Blank	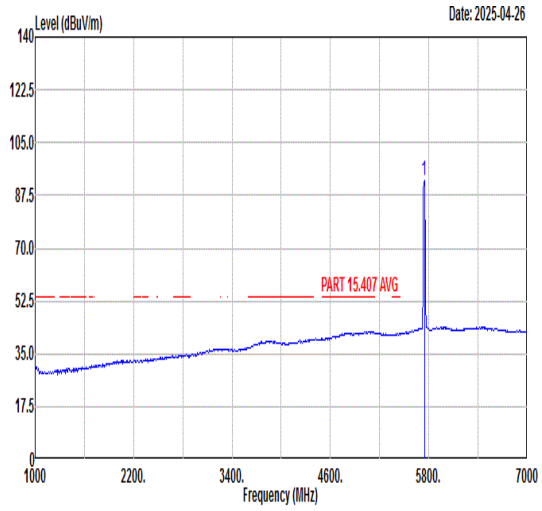 Freq Level Limit Line Margin (dB) Read Level Ant Factor Cable Loss Preamp Factor APos TPos Remark MHz dBuV/m dBuV/m dBuV dB/m dB dB cm deg 1 5745.00 92.63 ------ ------ 79.47 36.55 10.06 33.45 247 97 AVERAGE

Mode	30	
	Harmonic	
	U-NII-3_5.725-5.85_802.11a_CH149_5745MHz	
ANT	6	
Pol.	Horizontal	Vertical
Peak Avg	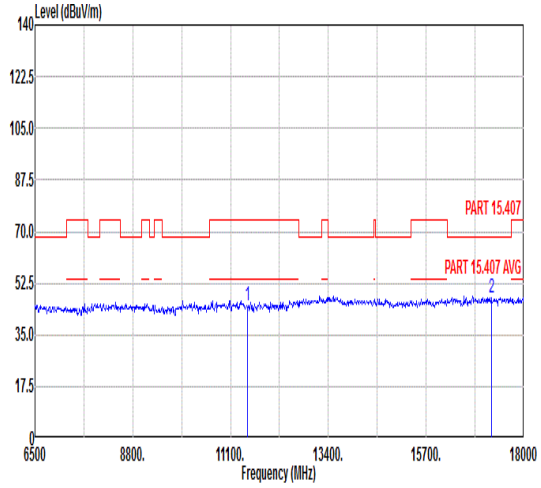 Freq Level Limit Line Margin Read Level Ant Factor Cable Loss Preamp Factor APos TPos Remark MHz dBuV/m dBuV/m dB dBuV dB/m dB dB cm deg 1 11490.00 44.67 74.00 -29.33 56.45 39.19 12.87 63.84 --- --- Peak 2 17235.00 47.44 68.30 -20.86 54.22 42.56 15.72 65.06 --- --- Peak	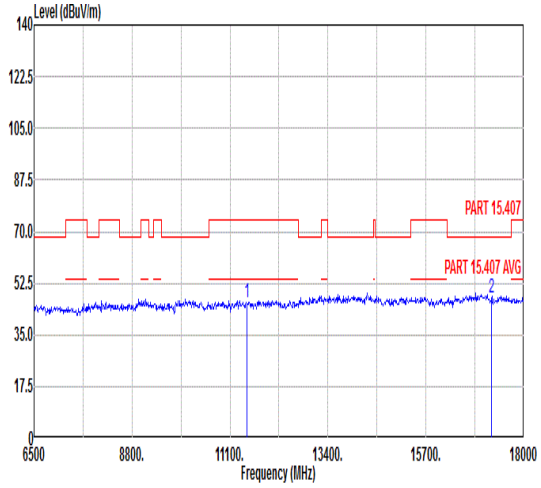 Freq Level Limit Line Margin Read Level Ant Factor Cable Loss Preamp Factor APos TPos Remark MHz dBuV/m dBuV/m dB dBuV dB/m dB dB cm deg 1 11490.00 46.11 74.00 -27.89 57.89 39.19 12.87 63.84 --- --- Peak 2 17235.00 47.45 68.30 -20.85 54.23 42.56 15.72 65.06 --- --- Peak

Mode	31	
	Harmonic	
	U-NII-3_5.725-5.85_802.11a_CH157_5785MHz	
ANT	6	
Pol.	Horizontal	Vertical
Peak Avg	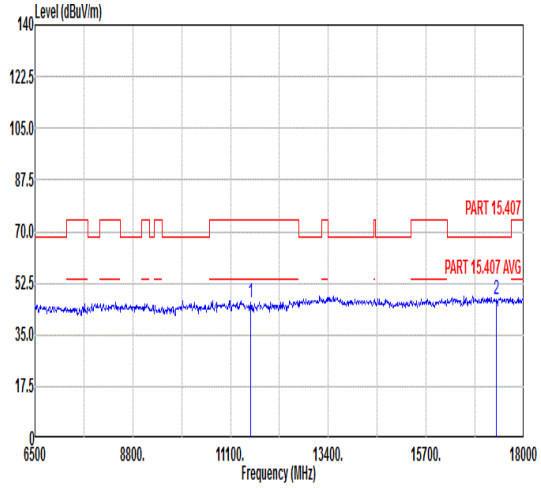 Freq Level Limit Line Margin Read Level Ant Factor Cable Loss Preamp Factor APos TPos Remark MHz dBuV/m dBuV/m dB dBuV dB/m dB dB cm deg 1 11570.00 46.14 74.00 -27.86 57.83 39.28 12.93 63.90 --- --- Peak 2 17355.00 46.82 68.30 -21.48 53.51 42.69 15.81 65.19 --- --- Peak	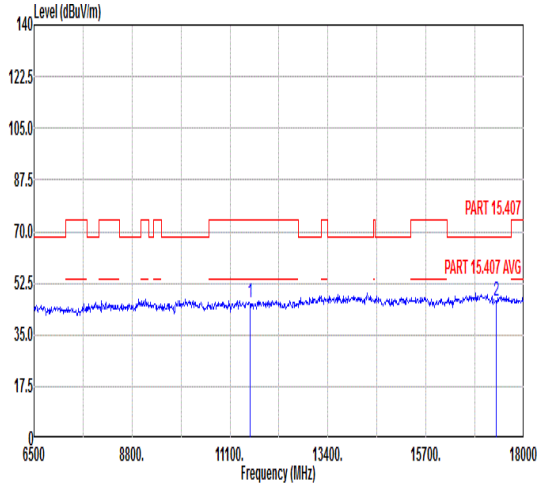 Freq Level Limit Line Margin Read Level Ant Factor Cable Loss Preamp Factor APos TPos Remark MHz dBuV/m dBuV/m dB dBuV dB/m dB dB cm deg 1 11570.00 45.73 74.00 -28.27 57.42 39.28 12.93 63.90 --- --- Peak 2 17355.00 46.55 68.30 -21.75 53.24 42.69 15.81 65.19 --- --- Peak

Mode	32	
	Band Edge	
	U-NII-3_5.725-5.85_802.11a_CH165_5825MHz	
ANT	6	
Pol.	Horizontal	Fundamental
Peak	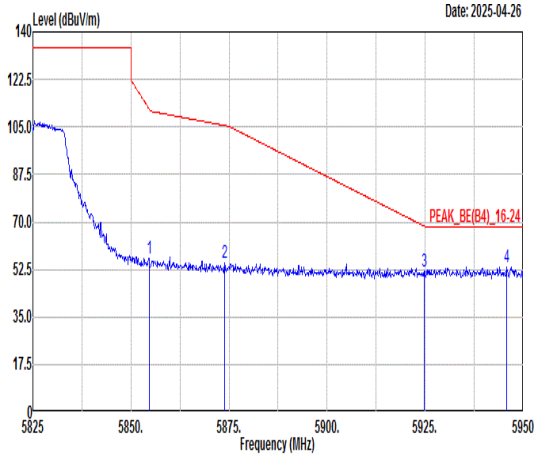 Freq Level Limit Line Margin (dB) Read Level Ant Factor Cable Loss Preamp Factor APos TPos Remark 1 5854.63 56.39 111.65 -55.26 42.92 36.65 10.29 33.47 231 329 PEAK 2 5873.88 54.96 105.51 -50.55 41.43 36.67 10.33 33.47 231 329 PEAK 3 5924.75 51.82 68.48 -16.66 38.14 36.72 10.44 33.48 231 329 PEAK 4 5945.75 53.49 68.30 -14.81 39.75 36.75 10.48 33.49 231 329 PEAK	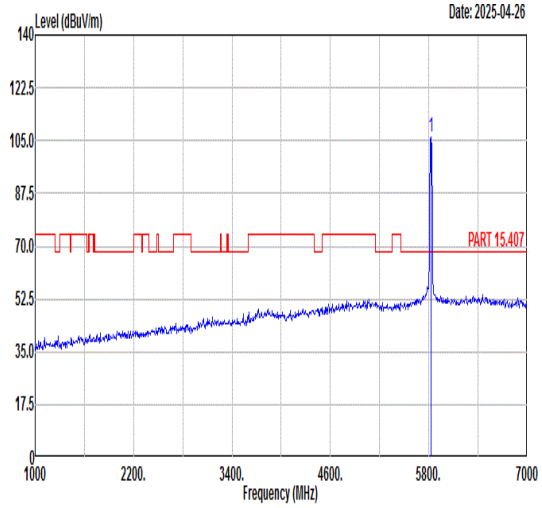 Freq Level Limit Line Margin (dB) Read Level Ant Factor Cable Loss Preamp Factor APos TPos Remark 1 5825.00 106.30 ------ ------ 92.90 36.63 10.24 33.47 231 329 PEAK
Avg	Blank	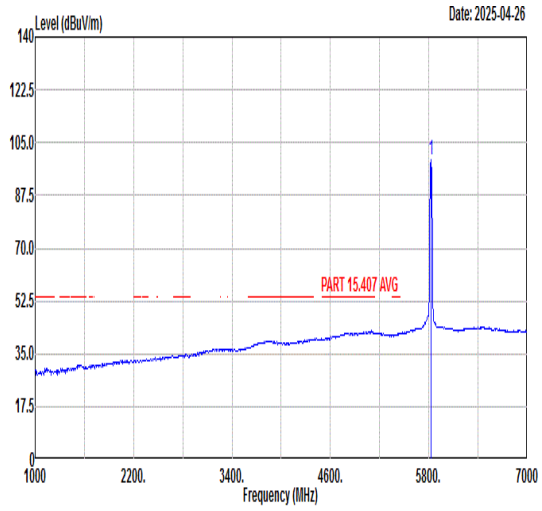 Freq Level Limit Line Margin (dB) Read Level Ant Factor Cable Loss Preamp Factor APos TPos Remark 1 5825.00 99.25 ------ ------ 85.86 36.62 10.23 33.46 231 329 AVERAGE

Mode	32
	Band Edge
	U-NII-3_5.725-5.85_802.11a_CH165_5825MHz
ANT	6

Pol.	Vertical	Fundamental
Peak	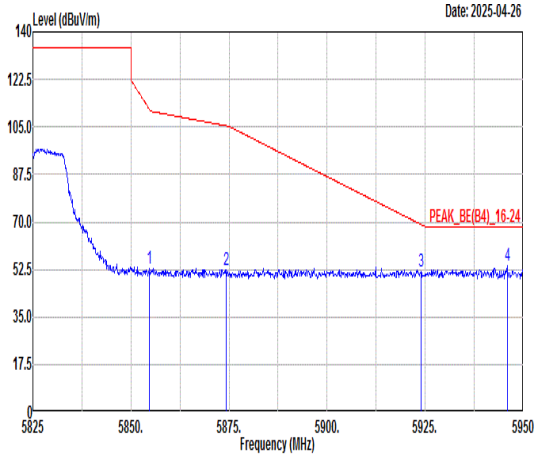 Freq Level Limit Line Margin (dB) Read Level Ant Factor Cable Loss Preamp Factor APos TPos Remark MHz dBuV/m dBuV/m dBuV dB/m dB dB cm deg 1 5854.75 52.87 111.37 -58.50 39.40 36.65 10.29 33.47 233 102 PEAK 2 5874.25 52.25 105.41 -53.16 38.72 36.67 10.33 33.47 233 102 PEAK 3 5924.00 51.92 69.03 -17.11 38.24 36.72 10.44 33.48 233 102 PEAK 4 5945.88 53.68 68.30 -14.62 39.94 36.75 10.48 33.49 233 102 PEAK	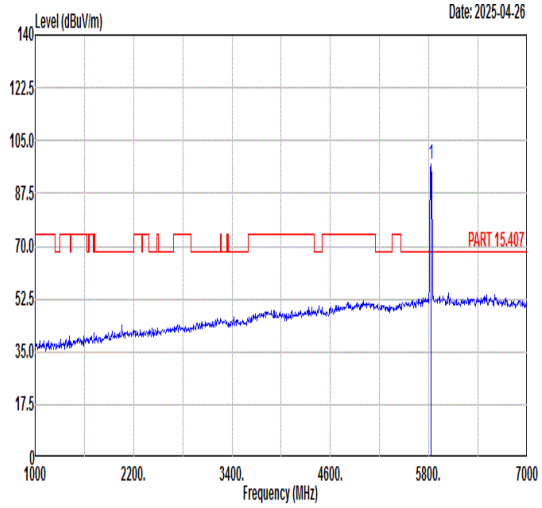 Freq Level Limit Line Margin (dB) Read Level Ant Factor Cable Loss Preamp Factor APos TPos Remark MHz dBuV/m dBuV/m dBuV dB/m dB dB cm deg 1 5825.00 96.99 ------ ------ 83.59 36.63 10.24 33.47 233 102 PEAK
Avg	Blank	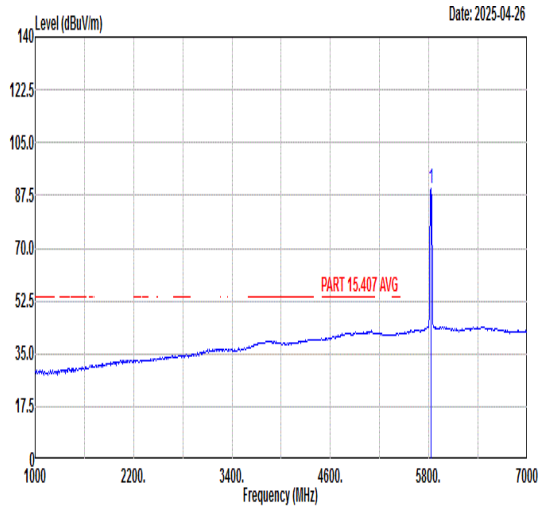 Freq Level Limit Line Margin (dB) Read Level Ant Factor Cable Loss Preamp Factor APos TPos Remark MHz dBuV/m dBuV/m dBuV dB/m dB dB cm deg 1 5825.00 89.57 ------ ------ 76.18 36.62 10.23 33.46 233 102 AVERAGE

Mode	32	
	Harmonic	
	U-NII-3_5.725-5.85_802.11a_CH165_5825MHz	
ANT	6	
Pol.	Horizontal	Vertical
Peak Avg	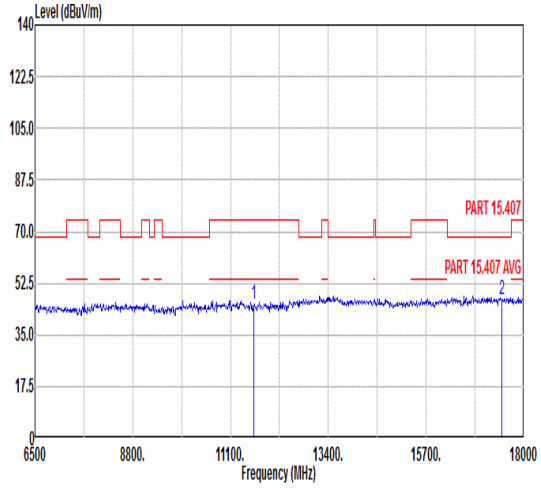 Freq Level Limit Line Margin Read Level Ant Factor Cable Loss Preamp Factor APos TPos Remark MHz dBuV/m dBuV/m dB dBuV dB/m dB dB cm deg 1 11650.00 45.59 74.00 -28.41 57.17 39.38 12.99 63.95 --- --- Peak 2 17475.00 47.01 68.30 -21.29 53.61 42.82 15.90 65.32 --- --- Peak	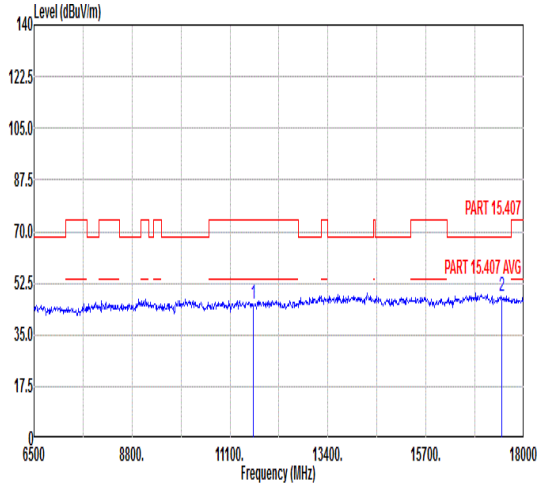 Freq Level Limit Line Margin Read Level Ant Factor Cable Loss Preamp Factor APos TPos Remark MHz dBuV/m dBuV/m dB dBuV dB/m dB dB cm deg 1 11650.00 45.66 74.00 -28.34 57.24 39.38 12.99 63.95 --- --- Peak 2 17475.00 48.25 68.30 -20.05 54.85 42.82 15.90 65.32 --- --- Peak

Mode	33	
	Band Edge	
	U-NII-3_5.725-5.85_802.11n HT20_CH149_Full RU_5745MHz	
ANT	6	
Pol.	Horizontal	Fundamental
Peak	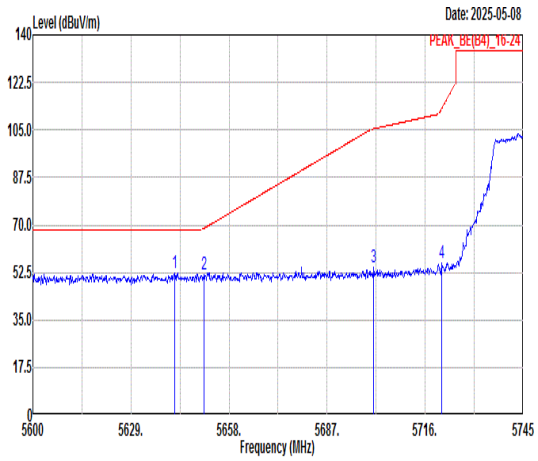 Freq Level Limit Line Margin (dB) Read Level Ant Factor Cable Loss Preamp Factor APos TPos Remark MHz dBuV/m dBuV/m dBuV dB/m dB dB cm deg 1 5641.91 52.30 68.30 -16.00 39.45 36.44 9.84 33.43 304 328 PEAK 2 5650.61 51.62 68.75 -17.13 38.74 36.45 9.86 33.43 304 328 PEAK 3 5700.78 54.44 105.42 -50.98 41.41 36.50 9.97 33.44 304 328 PEAK 4 5720.79 55.80 112.59 -56.79 42.71 36.52 10.01 33.44 304 328 PEAK	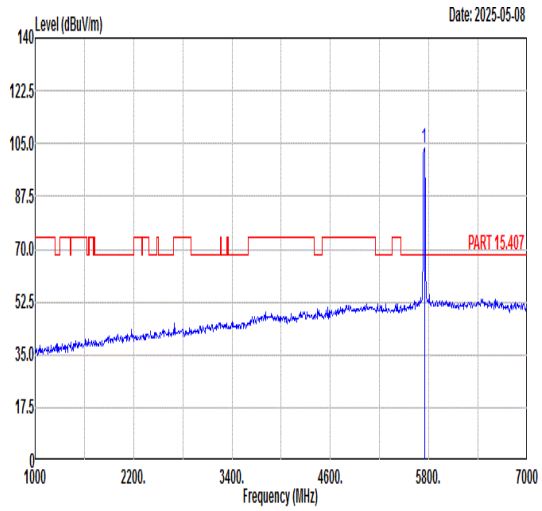 Freq Level Limit Line Margin (dB) Read Level Ant Factor Cable Loss Preamp Factor APos TPos Remark MHz dBuV/m dBuV/m dBuV dB/m dB dB cm deg 1 5745.00 103.49 ------ ------ 90.33 36.55 10.06 33.45 304 328 PEAK
Avg	Blank	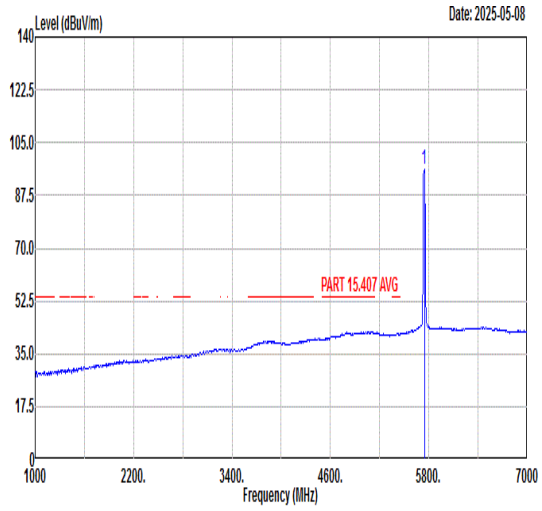 Freq Level Limit Line Margin (dB) Read Level Ant Factor Cable Loss Preamp Factor APos TPos Remark MHz dBuV/m dBuV/m dBuV dB/m dB dB cm deg 1 5745.00 96.02 ------ ------ 82.86 36.55 10.06 33.45 304 328 AVERAGE

Mode	33
	Band Edge
	U-NII-3_5.725-5.85_802.11n HT20_CH149_Full RU_5745MHz
ANT	6

Pol.	Vertical	Fundamental
Peak	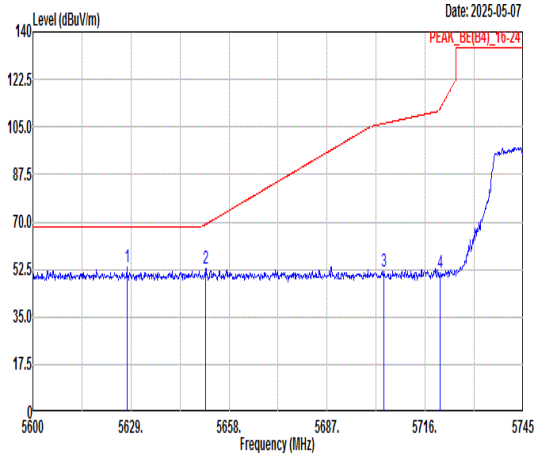 Freq Level Limit Line Margin (dB) Read Level Ant Factor Cable Loss Preamp Factor APos TPos Remark MHz dBuV/m dBuV/m dBuV dB/m dB dB cm deg 1 5627.84 53.31 68.30 -14.99 40.50 36.43 9.81 33.43 269 252 PEAK 2 5651.04 52.81 69.07 -16.26 39.93 36.45 9.86 33.43 269 252 PEAK 3 5703.68 51.81 106.23 -54.42 38.78 36.50 9.97 33.44 269 252 PEAK 4 5720.50 51.08 111.93 -60.85 37.99 36.52 10.01 33.44 269 252 PEAK	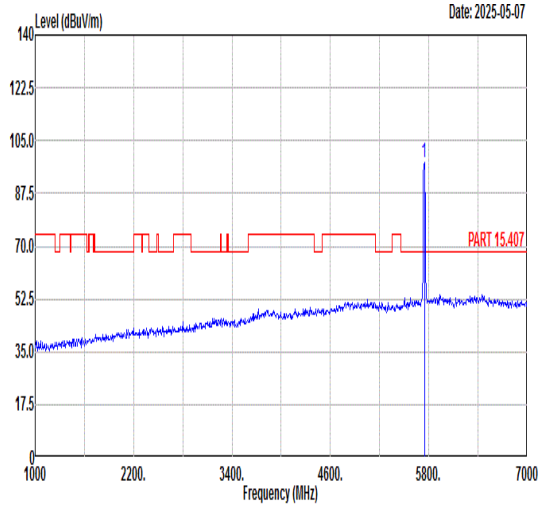 Freq Level Limit Line Margin (dB) Read Level Ant Factor Cable Loss Preamp Factor APos TPos Remark MHz dBuV/m dBuV/m dBuV dB/m dB dB cm deg 1 5745.00 97.75 ------ ------ 84.59 36.55 10.06 33.45 269 252 PEAK
Avg	Blank	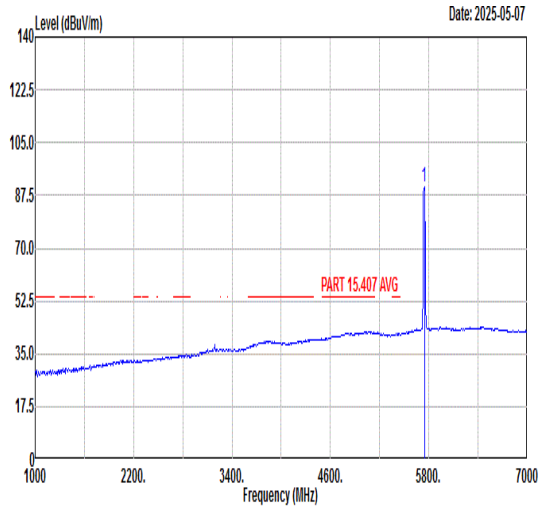 Freq Level Limit Line Margin (dB) Read Level Ant Factor Cable Loss Preamp Factor APos TPos Remark MHz dBuV/m dBuV/m dBuV dB/m dB dB cm deg 1 5745.00 90.27 ------ ------ 77.11 36.55 10.06 33.45 269 252 AVERAGE

Mode	33	
	Harmonic	
	U-NII-3_5.725-5.85_802.11n HT20_CH149_Full RU_5745MHz	
ANT	6	
Pol.	Horizontal	Vertical
Peak Avg	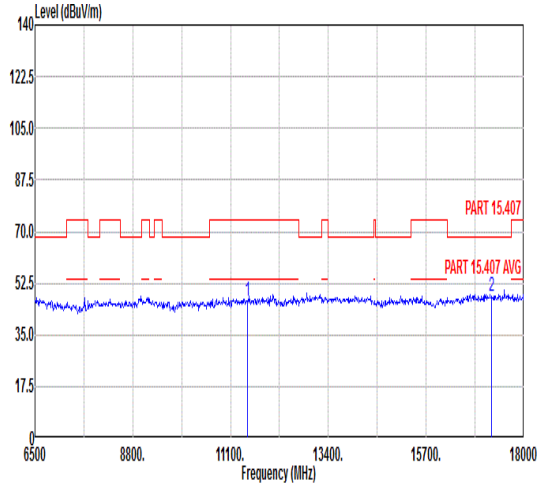 Freq Level Limit Line Margin Read Level Ant Factor Cable Loss Preamp Factor APos TPos Remark MHz dBuV/m dBuV/m dB dBuV dB/m dB dB cm deg 1 11490.00 46.45 74.00 -27.55 58.23 39.19 12.87 63.84 --- --- Peak 2 17235.00 48.33 68.30 -19.97 55.11 42.56 15.72 65.06 --- --- Peak	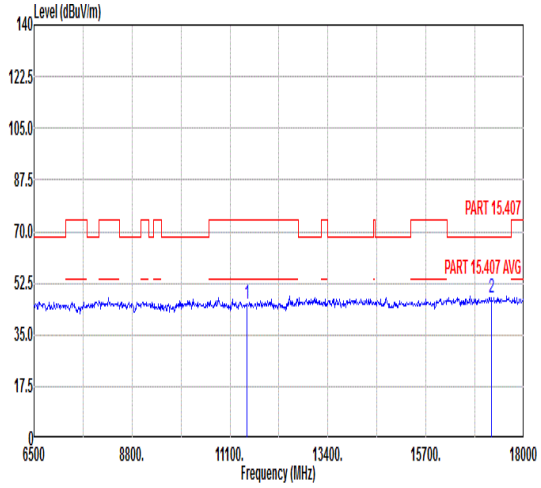 Freq Level Limit Line Margin Read Level Ant Factor Cable Loss Preamp Factor APos TPos Remark MHz dBuV/m dBuV/m dB dBuV dB/m dB dB cm deg 1 11490.00 45.22 74.00 -28.78 57.00 39.19 12.87 63.84 --- --- Peak 2 17235.00 47.57 68.30 -20.73 54.35 42.56 15.72 65.06 --- --- Peak

Mode	34	
	Harmonic	
	U-NII-3_5.725-5.85_802.11n HT20_CH157_Full RU_5785MHz	
ANT	6	
Pol.	Horizontal	Vertical
Peak Avg	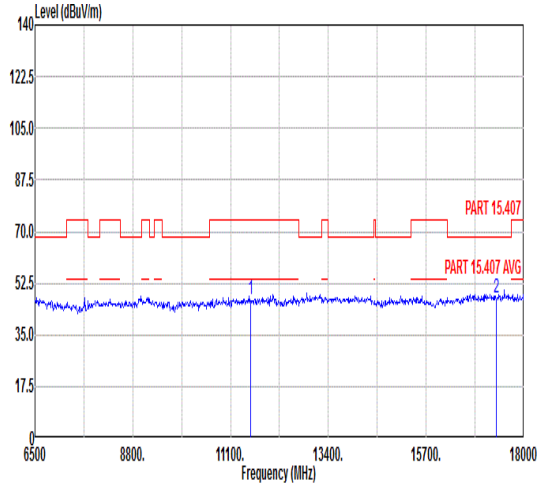 Freq Level Limit Line Margin Read Level Ant Factor Cable Loss Preamp Factor APos TPos Remark MHz dBuV/m dBuV/m dB dBuV dB/m dB dB cm deg 1 11570.00 46.78 74.00 -27.22 58.47 39.28 12.93 63.90 --- --- Peak 2 17355.00 47.49 68.30 -20.81 54.18 42.69 15.81 65.19 --- --- Peak	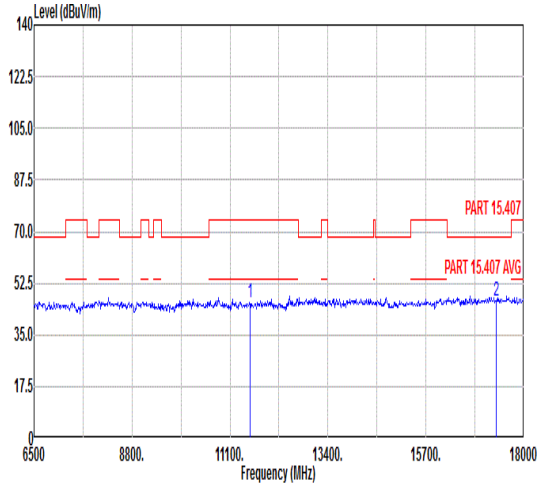 Freq Level Limit Line Margin Read Level Ant Factor Cable Loss Preamp Factor APos TPos Remark MHz dBuV/m dBuV/m dB dBuV dB/m dB dB cm deg 1 11570.00 45.91 74.00 -28.09 57.60 39.28 12.93 63.90 --- --- Peak 2 17355.00 46.62 68.30 -21.68 53.31 42.69 15.81 65.19 --- --- Peak

Mode	35
	Band Edge
	U-NII-3_5.725-5.85_802.11n HT20_CH165_Full RU_5825MHz
ANT	6

Pol.	Horizontal	Fundamental
Peak	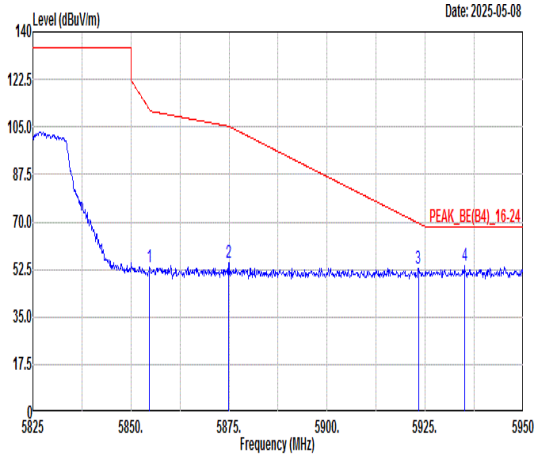 Freq Level Limit Line Margin (dB) Read Level Ant Factor Cable Loss Preamp Factor APos TPos Remark MHz dBuV/m dBuV/m dBuV dB/m dB dB cm deg 1 5854.75 53.10 111.37 -58.27 39.63 36.65 10.29 33.47 304 328 PEAK 2 5874.88 55.02 105.23 -50.21 41.49 36.67 10.33 33.47 304 328 PEAK 3 5923.25 52.98 69.59 -16.61 39.30 36.72 10.44 33.48 304 328 PEAK 4 5935.00 53.78 68.30 -14.52 40.07 36.74 10.46 33.49 304 328 PEAK	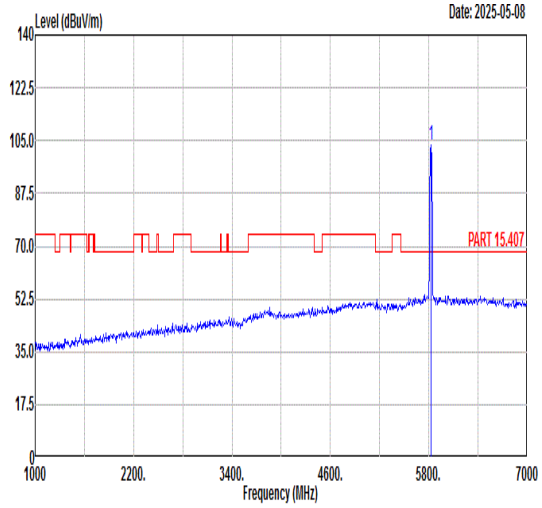 Freq Level Limit Line Margin (dB) Read Level Ant Factor Cable Loss Preamp Factor APos TPos Remark MHz dBuV/m dBuV/m dBuV dB/m dB dB cm deg 1 5825.00 103.43 ------ ------ 90.04 36.62 10.23 33.46 304 328 PEAK
Avg	Blank	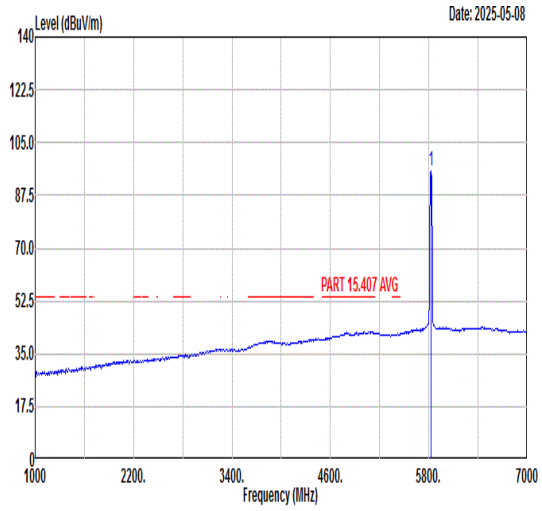 Freq Level Limit Line Margin (dB) Read Level Ant Factor Cable Loss Preamp Factor APos TPos Remark MHz dBuV/m dBuV/m dBuV dB/m dB dB cm deg 1 5825.00 95.81 ------ ------ 82.42 36.62 10.23 33.46 304 328 AVERAGE

Mode	35
	Band Edge
	U-NII-3_5.725-5.85_802.11n HT20_CH165_Full RU_5825MHz
ANT	6

Pol.	Vertical	Fundamental
Peak	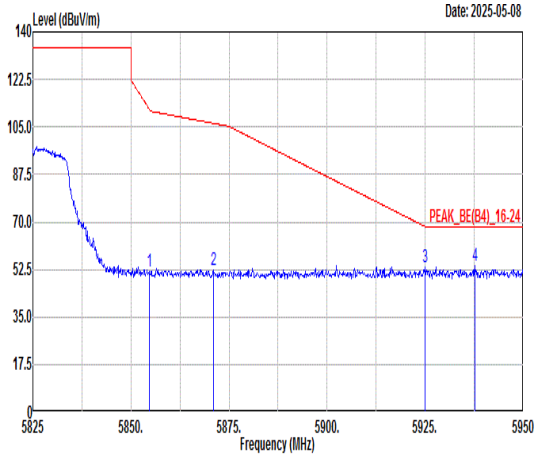 Freq Level Limit Line Margin (dB) Read Level Ant Factor Cable Loss Preamp Factor APos TPos Remark MHz dBuV/m dBuV/m dBuV dB/m dB dB cm deg 1 5854.75 51.95 111.37 -59.42 38.48 36.65 10.29 33.47 322 247 PEAK 2 5871.13 52.47 106.28 -53.81 38.94 36.67 10.33 33.47 322 247 PEAK 3 5925.00 53.47 68.30 -14.83 39.80 36.72 10.44 33.49 322 247 PEAK 4 5937.63 54.00 68.30 -14.30 40.28 36.74 10.47 33.49 322 247 PEAK	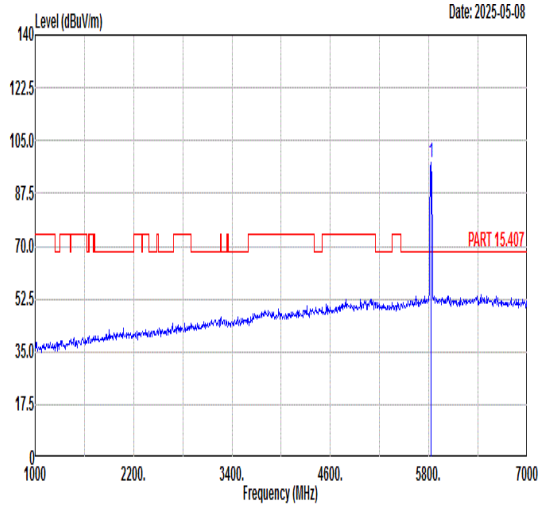 Freq Level Limit Line Margin (dB) Read Level Ant Factor Cable Loss Preamp Factor APos TPos Remark MHz dBuV/m dBuV/m dBuV dB/m dB dB cm deg 1 5825.00 97.54 ------ ------ 84.15 36.62 10.23 33.46 322 247 PEAK
Avg	Blank	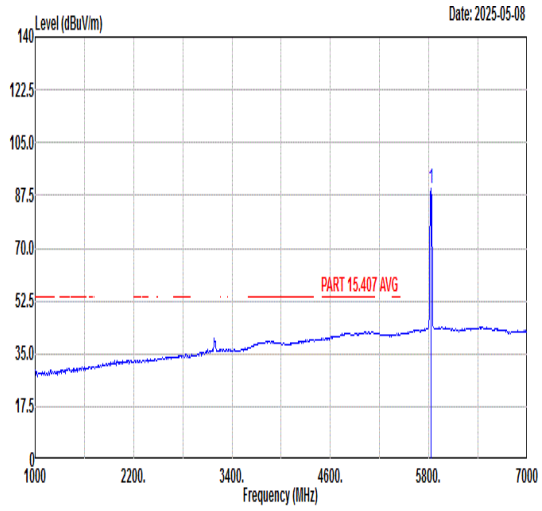 Freq Level Limit Line Margin (dB) Read Level Ant Factor Cable Loss Preamp Factor APos TPos Remark MHz dBuV/m dBuV/m dBuV dB/m dB dB cm deg 1 5825.00 89.93 ------ ------ 76.54 36.62 10.23 33.46 322 247 AVERAGE

Mode	35	
	Harmonic	
	U-NII-3_5.725-5.85_802.11n HT20_CH165_Full RU_5825MHz	
ANT	6	
Pol.	Horizontal	Vertical
Peak Avg	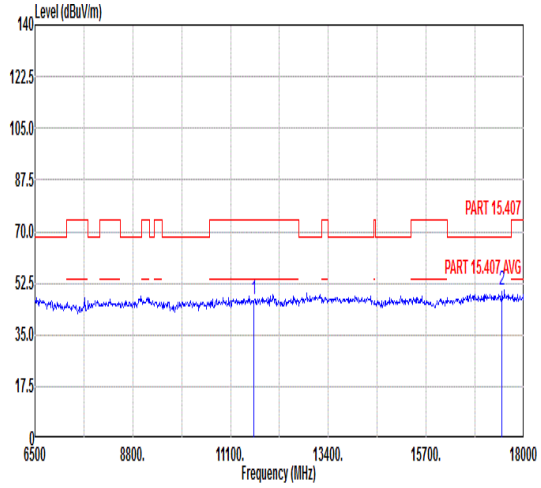 Freq Level Limit Line Margin Read Level Ant Factor Cable Loss Preamp Factor APos TPos Remark MHz dBuV/m dBuV/m dB dBuV dB/m dB dB cm deg 1 11650.00 47.03 74.00 -26.97 58.61 39.38 12.99 63.95 --- --- Peak 2 17475.00 50.12 68.30 -18.18 56.72 42.82 15.90 65.32 --- --- Peak	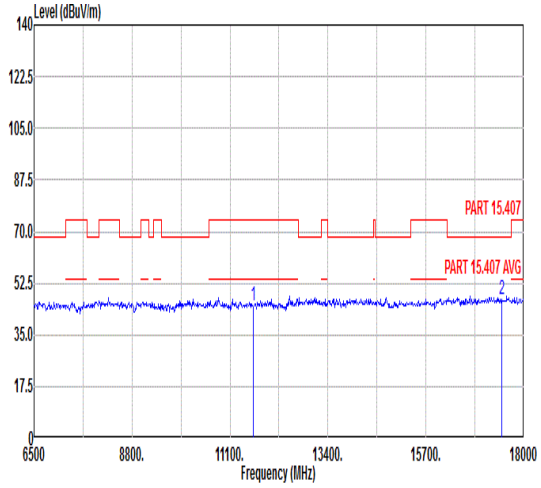 Freq Level Limit Line Margin Read Level Ant Factor Cable Loss Preamp Factor APos TPos Remark MHz dBuV/m dBuV/m dB dBuV dB/m dB dB cm deg 1 11650.00 45.15 74.00 -28.85 56.73 39.38 12.99 63.95 --- --- Peak 2 17475.00 47.16 68.30 -21.14 53.76 42.82 15.90 65.32 --- --- Peak

Mode	36
	Band Edge - L
	U-NII-3_5.725-5.85_802.11n HT40_CH151_Full RU_5755MHz
ANT	6

Pol.	Horizontal	Fundamental
Peak	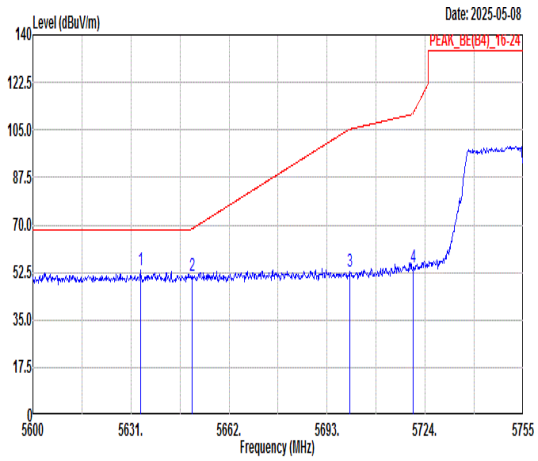 Freq Level Limit Line Margin (dB) Read Level Ant Factor Cable Loss Preamp Factor APos TPos Remark MHz dBuV/m dBuV/m dBuV dB/m dB dB cm deg 1 5633.95 53.32 68.30 -14.98 40.49 36.43 9.83 33.43 332 337 PEAK 2 5650.22 51.29 68.46 -17.17 38.41 36.45 9.86 33.43 332 337 PEAK 3 5700.29 52.63 105.28 -52.65 39.60 36.50 9.97 33.44 332 337 PEAK 4 5720.28 54.40 111.44 -57.04 41.31 36.52 10.01 33.44 332 337 PEAK	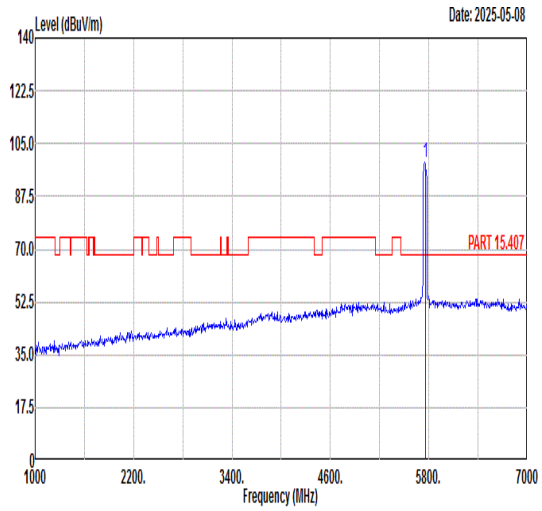 Freq Level Limit Line Margin (dB) Read Level Ant Factor Cable Loss Preamp Factor APos TPos Remark MHz dBuV/m dBuV/m dBuV dB/m dB dB cm deg 1 5755.00 98.94 ------ ------ 85.78 36.55 10.06 33.45 332 337 PEAK
Avg	Blank	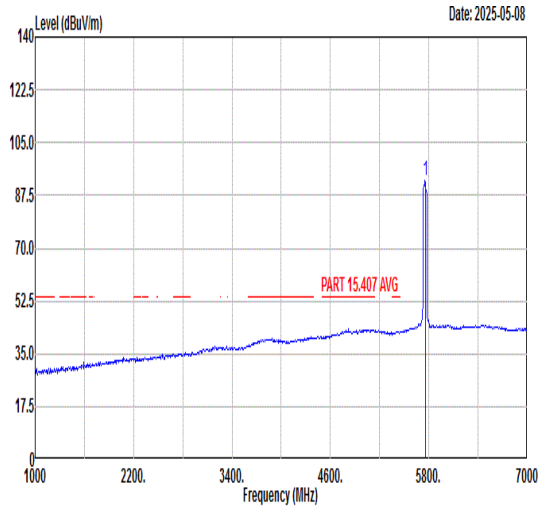 Freq Level Limit Line Margin (dB) Read Level Ant Factor Cable Loss Preamp Factor APos TPos Remark MHz dBuV/m dBuV/m dBuV dB/m dB dB cm deg 1 5755.00 92.23 ------ ------ 79.05 36.55 10.08 33.45 332 337 AVERAGE

Mode	36	
	Band Edge - R	
	U-NII-3_5.725-5.85_802.11n HT40_CH151_Full RU_5755MHz	
ANT	6	
Pol.	Horizontal	Fundamental
Peak	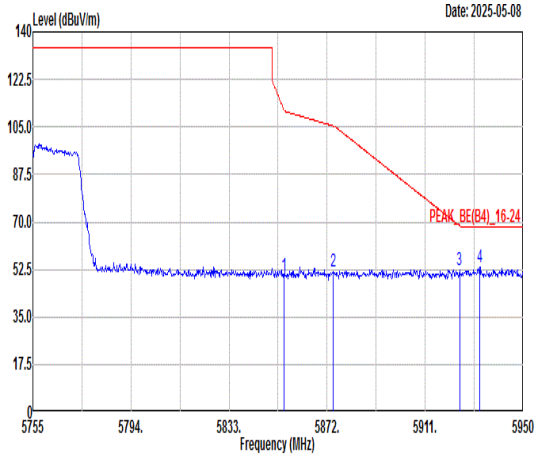 Freq Level Limit Line Margin (dB) Read Level Ant Factor Cable Loss Preamp Factor APos TPos Remark MHz dBuV/m dBuV/m dBuV dB/m dB dB cm deg 1 5854.84 50.20 111.17 -60.97 36.73 36.65 10.29 33.47 332 337 PEAK 2 5874.54 51.85 105.33 -53.48 38.32 36.67 10.33 33.47 332 337 PEAK 3 5924.65 52.23 68.56 -16.33 38.55 36.72 10.44 33.48 332 337 PEAK 4 5932.65 53.30 68.30 -15.00 39.60 36.73 10.46 33.49 332 337 PEAK	Blank

Mode	36	
	Band Edge - L	
	U-NII-3_5.725-5.85_802.11n HT40_CH151_Full RU_5755MHz	
ANT	6	
Pol.	Vertical	Fundamental
Peak	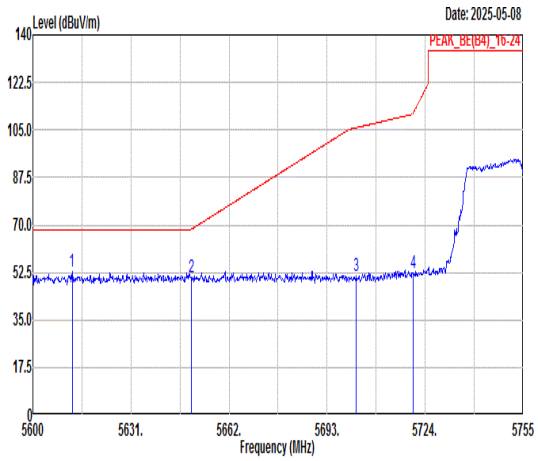 Freq Level Limit Line Margin (dB) Read Level Ant Factor Cable Loss Preamp Factor APos TPos Remark MHz dBuV/m dBuV/m dBuV dB/m dB dB cm deg 1 5612.40 52.59 68.30 -15.71 39.82 36.41 9.78 33.42 322 237 PEAK 2 5650.07 50.64 68.35 -17.71 37.76 36.45 9.86 33.43 322 237 PEAK 3 5702.15 51.51 105.80 -54.29 38.48 36.50 9.97 33.44 322 237 PEAK 4 5720.13 52.40 111.09 -58.69 39.31 36.52 10.01 33.44 322 237 PEAK	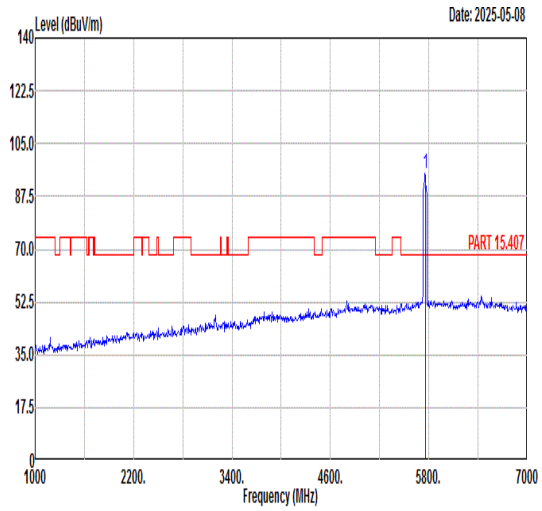 Freq Level Limit Line Margin (dB) Read Level Ant Factor Cable Loss Preamp Factor APos TPos Remark MHz dBuV/m dBuV/m dBuV dB/m dB dB cm deg 1 5755.00 95.24 ------ ------ 82.06 36.55 10.08 33.45 322 237 PEAK
Avg	Blank	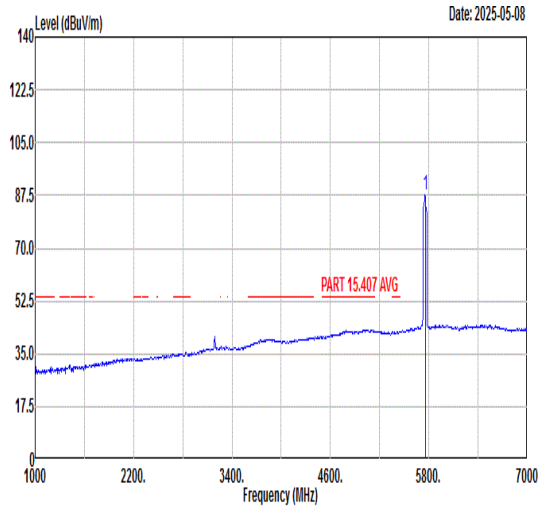 Freq Level Limit Line Margin (dB) Read Level Ant Factor Cable Loss Preamp Factor APos TPos Remark MHz dBuV/m dBuV/m dBuV dB/m dB dB cm deg 1 5755.00 87.52 ------ ------ 74.34 36.55 10.08 33.45 322 237 AVERAGE

Mode	36	
	Band Edge - R	
	U-NII-3_5.725-5.85_802.11n HT40_CH151_Full RU_5755MHz	
ANT	6	
Pol.	Vertical	Fundamental
Peak	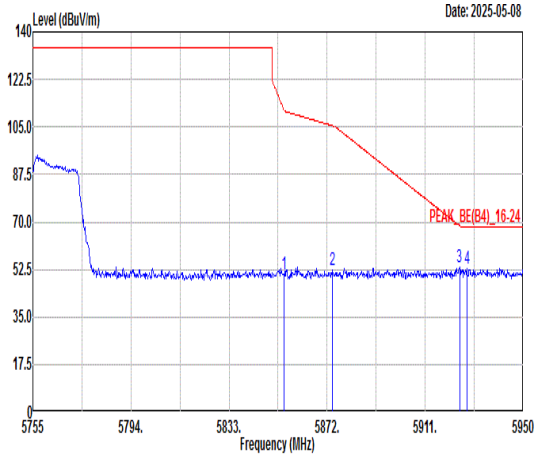 Freq Level Limit Line Margin (dB) Read Level Ant Factor Cable Loss Preamp Factor APos TPos Remark MHz dBuV/m dBuV/m dBuV dB/m dB dB cm deg 1 5854.84 50.61 111.17 -60.56 37.14 36.65 10.29 33.47 322 237 PEAK 2 5874.15 52.23 105.44 -53.21 38.70 36.67 10.33 33.47 322 237 PEAK 3 5924.65 53.23 68.56 -15.33 39.55 36.72 10.44 33.48 322 237 PEAK 4 5927.58 52.76 68.30 -15.54 39.08 36.73 10.44 33.49 322 237 PEAK	Blank

Mode	36	
	Harmonic	
	U-NII-3_5.725-5.85_802.11n HT40_CH151_Full RU_5755MHz	
ANT	6	
Pol.	Horizontal	Vertical
Peak Avg	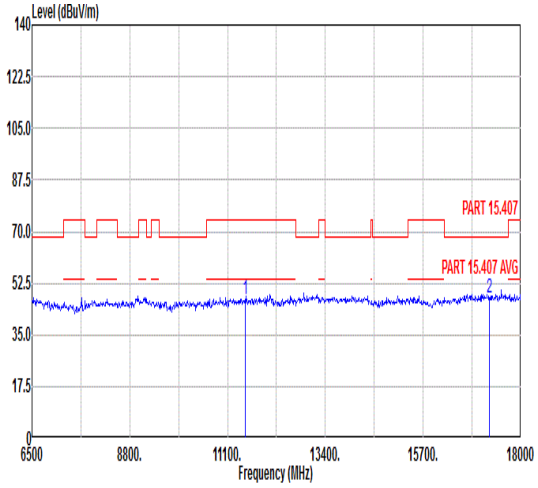 Freq Level Limit Line Margin Read Level Ant Factor Cable Loss Preamp Factor APos TPos Remark MHz dBuV/m dBuV/m dB dBuV dB/m dB dB cm deg 1 11510.00 47.21 74.00 -26.79 58.97 39.21 12.89 63.86 --- --- Peak 2 17265.00 47.56 68.30 -20.74 54.32 42.59 15.74 65.09 --- --- Peak	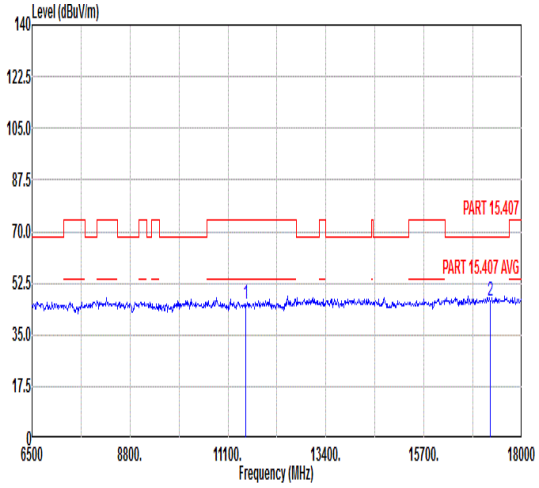 Freq Level Limit Line Margin Read Level Ant Factor Cable Loss Preamp Factor APos TPos Remark MHz dBuV/m dBuV/m dB dBuV dB/m dB dB cm deg 1 11510.00 45.34 74.00 -28.66 57.10 39.21 12.89 63.86 --- --- Peak 2 17265.00 46.57 68.30 -21.73 53.33 42.59 15.74 65.09 --- --- Peak

Mode	37
	Band Edge - L
	U-NII-3_5.725-5.85_802.11n HT40_CH159_Full RU_5795MHz
ANT	6

Pol.	Horizontal	Fundamental
Peak	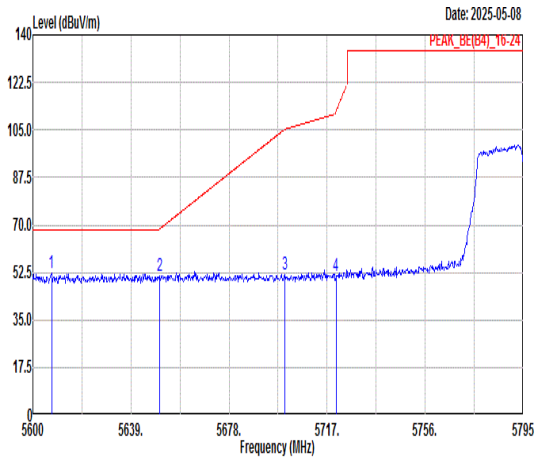 Freq Level Limit Line Margin (dB) Read Level Ant Factor Cable Loss Preamp Factor APos TPos Remark MHz dBuV/m dBuV/m dBuV dB/m dB dB cm deg 1 5607.41 52.13 68.30 -16.17 39.37 36.41 9.77 33.42 332 337 PEAK 2 5650.31 51.29 68.53 -17.24 38.41 36.45 9.86 33.43 332 337 PEAK 3 5700.04 51.89 105.21 -53.32 38.86 36.50 9.97 33.44 332 337 PEAK 4 5720.51 51.23 111.96 -60.73 38.14 36.52 10.01 33.44 332 337 PEAK	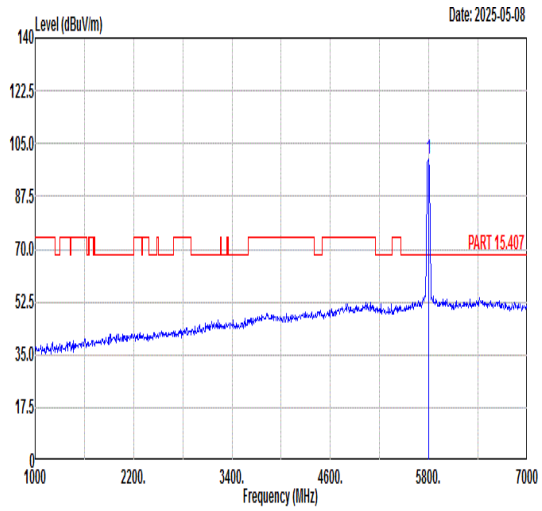 Freq Level Limit Line Margin (dB) Read Level Ant Factor Cable Loss Preamp Factor APos TPos Remark MHz dBuV/m dBuV/m dBuV dB/m dB dB cm deg 1 5795.00 99.78 ------ ------ 86.49 36.59 10.16 33.46 332 337 PEAK
Avg	Blank	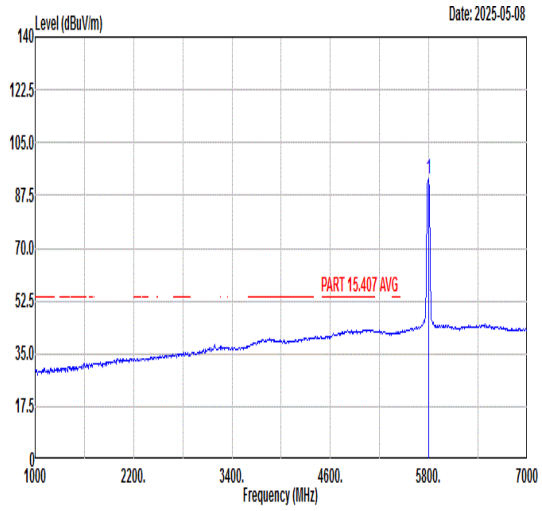 Freq Level Limit Line Margin (dB) Read Level Ant Factor Cable Loss Preamp Factor APos TPos Remark MHz dBuV/m dBuV/m dBuV dB/m dB dB cm deg 1 5795.00 92.88 ------ ------ 79.59 36.59 10.16 33.46 332 337 AVERAGE

Mode	37	
	Band Edge - R	
	U-NII-3_5.725-5.85_802.11n HT40_CH159_Full RU_5795MHz	
ANT	6	
Pol.	Horizontal	Fundamental
Peak	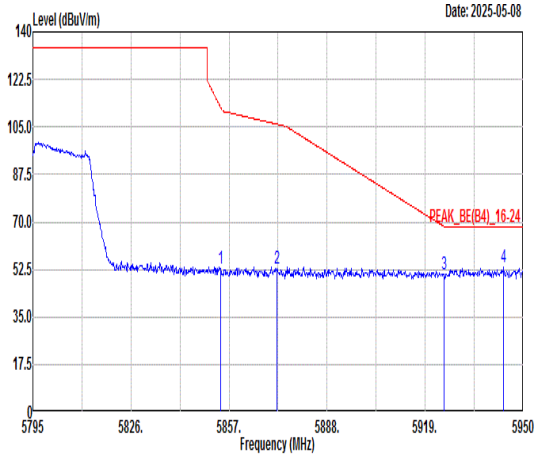 Freq Level Limit Line Margin (dB) Read Level Ant Factor Cable Loss Preamp Factor APos TPos Remark MHz dBuV/m dBuV/m dBuV dB/m dB dB cm deg 1 5854.37 52.68 112.25 -59.57 39.21 36.65 10.29 33.47 332 337 PEAK 2 5872.04 52.89 106.03 -53.14 39.36 36.67 10.33 33.47 332 337 PEAK 3 5924.89 50.96 68.38 -17.42 37.28 36.72 10.44 33.48 332 337 PEAK 4 5943.80 53.12 68.30 -15.18 39.39 36.74 10.48 33.49 332 337 PEAK	Blank

Mode	37
	Band Edge - L
	U-NII-3_5.725-5.85_802.11n HT40_CH159_Full RU_5795MHz
ANT	6

Pol.	Vertical	Fundamental
Peak	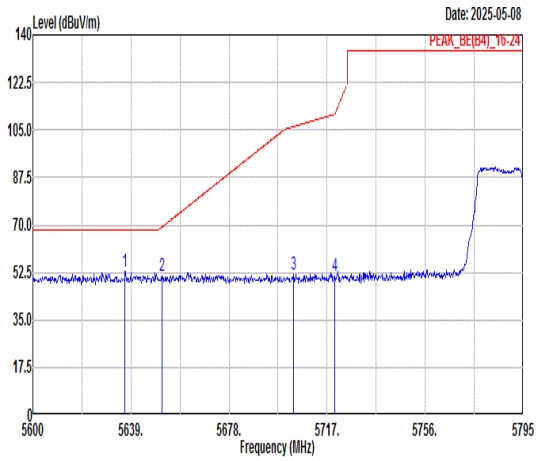 Freq Level Limit Line Margin (dB) Read Level Ant Factor Cable Loss Preamp Factor APos TPos Remark MHz dBuV/m dBuV/m dBuV dB/m dB dB cm deg 1 5636.66 52.77 68.30 -15.53 39.93 36.44 9.83 33.43 322 237 PEAK 2 5651.48 51.05 69.40 -18.35 38.17 36.45 9.86 33.43 322 237 PEAK 3 5703.55 51.69 106.19 -54.50 38.66 36.50 9.97 33.44 322 237 PEAK 4 5720.12 51.13 111.07 -59.94 38.04 36.52 10.01 33.44 322 237 PEAK	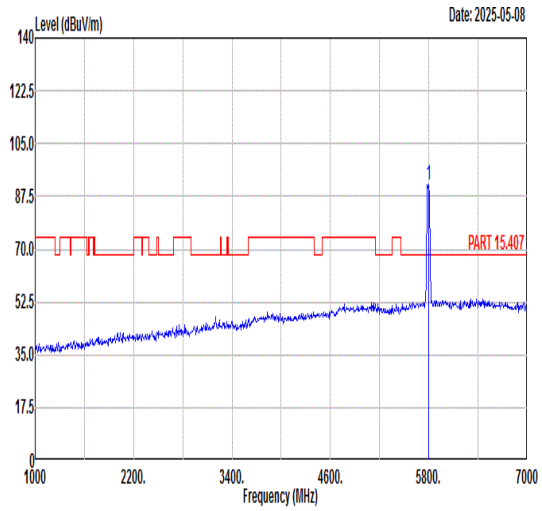 Freq Level Limit Line Margin (dB) Read Level Ant Factor Cable Loss Preamp Factor APos TPos Remark MHz dBuV/m dBuV/m dBuV dB/m dB dB cm deg 1 5795.00 91.50 ------ ------ 78.24 36.58 10.14 33.46 322 237 PEAK
Avg	Blank	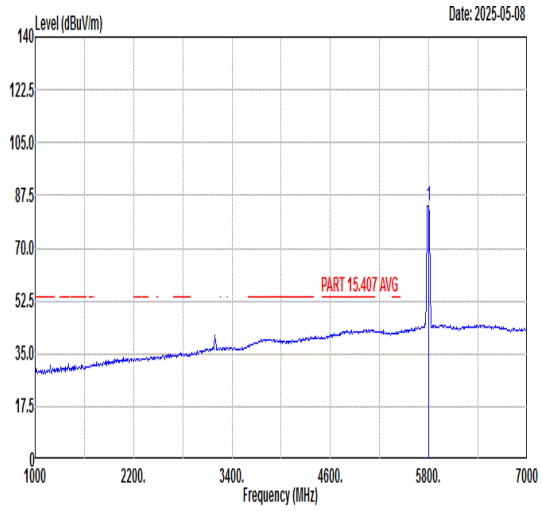 Freq Level Limit Line Margin (dB) Read Level Ant Factor Cable Loss Preamp Factor APos TPos Remark MHz dBuV/m dBuV/m dBuV dB/m dB dB cm deg 1 5795.00 84.23 ------ ------ 70.98 36.58 10.13 33.46 322 237 AVERAGE

Mode	37	
	Band Edge - R	
	U-NII-3_5.725-5.85_802.11n HT40_CH159_Full RU_5795MHz	
ANT	6	
Pol.	Vertical	Fundamental
Peak	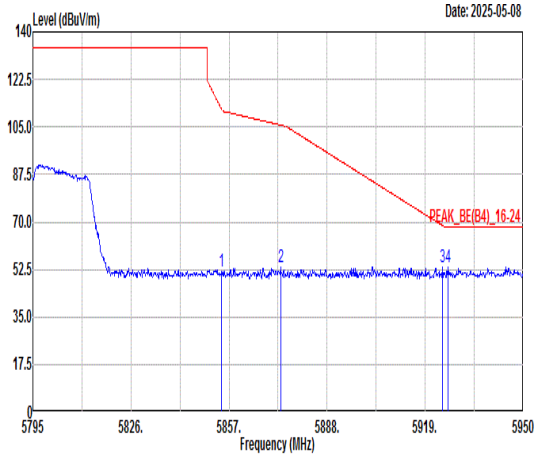 Freq Level Limit Line Margin (dB) Read Level Ant Factor Cable Loss Preamp Factor APos TPos Remark MHz dBuV/m dBuV/m dBuV dB/m dB dB cm deg 1 5854.68 51.72 111.54 -59.82 38.25 36.65 10.29 33.47 322 237 PEAK 2 5873.28 53.15 105.68 -52.53 39.62 36.67 10.33 33.47 322 237 PEAK 3 5924.58 53.43 68.61 -15.18 39.75 36.72 10.44 33.48 322 237 PEAK 4 5926.13 53.61 68.30 -14.69 39.93 36.73 10.44 33.49 322 237 PEAK	Blank

Mode	37	
	Harmonic	
	U-NII-3_5.725-5.85_802.11n HT40_CH159_Full RU_5795MHz	
ANT	6	
Pol.	Horizontal	Vertical
Peak Avg	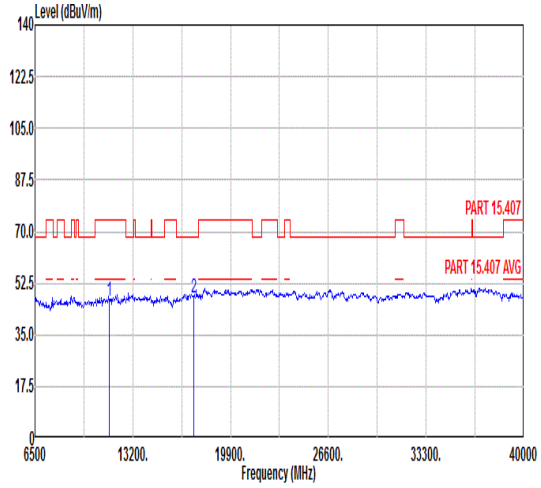 Freq Level Limit Line Margin Read Level Ant Factor Cable Loss Preamp Factor APos TPos Remark MHz dBuV/m dBuV/m dB dBuV dB/m dB dB cm deg 1 11590.00 46.58 74.00 -27.42 58.23 39.31 12.95 63.91 --- --- Peak 2 17385.00 47.63 68.30 -20.67 54.30 42.72 15.83 65.22 --- --- Peak	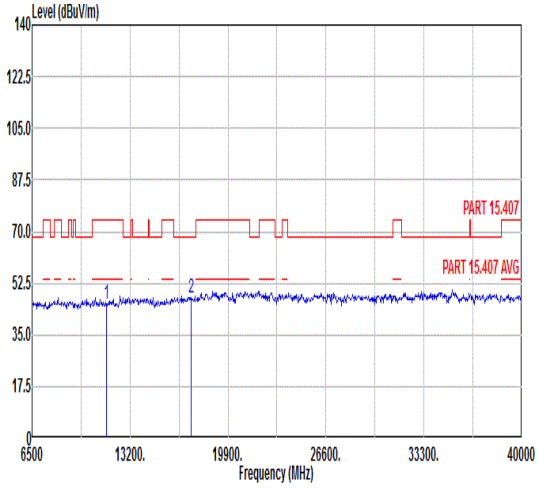 Freq Level Limit Line Margin Read Level Ant Factor Cable Loss Preamp Factor APos TPos Remark MHz dBuV/m dBuV/m dB dBuV dB/m dB dB cm deg 1 11590.00 45.55 74.00 -28.45 57.20 39.31 12.95 63.91 --- --- Peak 2 17385.00 47.54 68.30 -20.76 54.21 42.72 15.83 65.22 --- --- Peak

Mode	38	
	Band Edge - L	
	U-NII-3_5.725-5.85_802.11ac VHT80_CH155_Full RU_5775MHz	
ANT	6	
Pol.	Horizontal	Fundamental
Peak	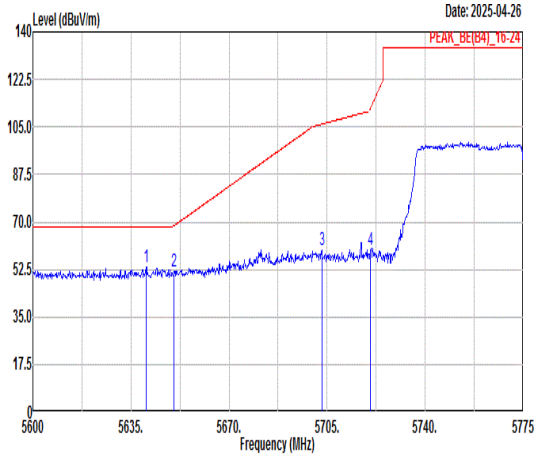 Freq Level Limit Line Margin (dB) Read Level Ant Factor Cable Loss Preamp Factor APos TPos Remark MHz dBuV/m dBuV/m dBuV dB/m dB dB cm deg 1 5640.43 53.30 68.30 -15.00 40.45 36.44 9.84 33.43 192 338 PEAK 2 5650.40 51.94 68.60 -16.66 39.06 36.45 9.86 33.43 192 338 PEAK 3 5703.08 59.53 106.06 -46.53 46.50 36.50 9.97 33.44 192 338 PEAK 4 5720.40 59.95 111.71 -51.76 46.86 36.52 10.01 33.44 192 338 PEAK	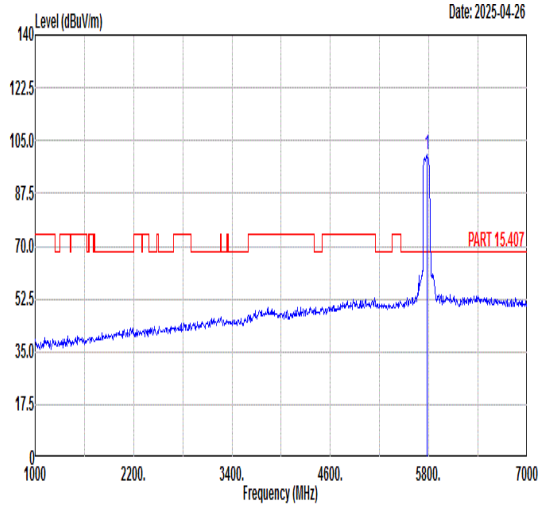 Freq Level Limit Line Margin (dB) Read Level Ant Factor Cable Loss Preamp Factor APos TPos Remark MHz dBuV/m dBuV/m dBuV dB/m dB dB cm deg 1 5775.00 100.15 ------ ------ 86.90 36.58 10.13 33.46 192 338 PEAK
Avg	Blank	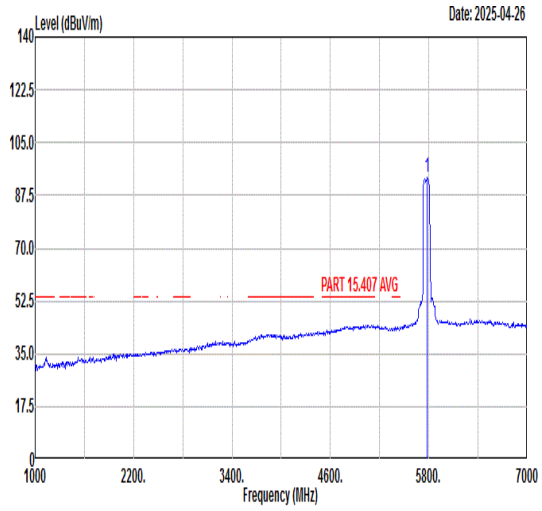 Freq Level Limit Line Margin (dB) Read Level Ant Factor Cable Loss Preamp Factor APos TPos Remark MHz dBuV/m dBuV/m dBuV dB/m dB dB cm deg 1 5775.00 93.46 ------ ------ 80.20 36.58 10.14 33.46 192 338 AVERAGE

Mode	38	
	Band Edge - R	
	U-NII-3_5.725-5.85_802.11ac VHT80_CH155_Full RU_5775MHz	
ANT	6	
Pol.	Horizontal	Fundamental
Peak	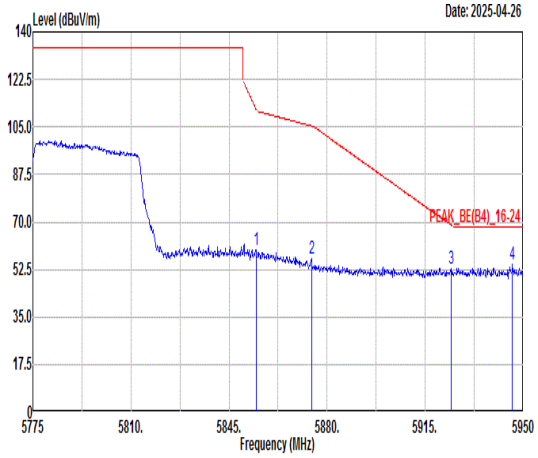 Freq Level Limit Line Margin (dB) Read Level Ant Factor Cable Loss Preamp Factor APos TPos Remark MHz dBuV/m dBuV/m dBuV dB/m dB dB cm deg 1 5854.63 59.49 111.65 -52.16 46.02 36.65 10.29 33.47 192 338 PEAK 2 5874.40 56.45 105.37 -48.92 42.92 36.67 10.33 33.47 192 338 PEAK 3 5924.28 52.70 68.83 -16.13 39.02 36.72 10.44 33.48 192 338 PEAK 4 5946.15 54.19 68.30 -14.11 40.45 36.75 10.48 33.49 192 338 PEAK	Blank

Mode	38
	Band Edge - L
	U-NII-3_5.725-5.85_802.11ac VHT80_CH155_Full RU_5775MHz
ANT	6

Pol.	Vertical	Fundamental
Peak	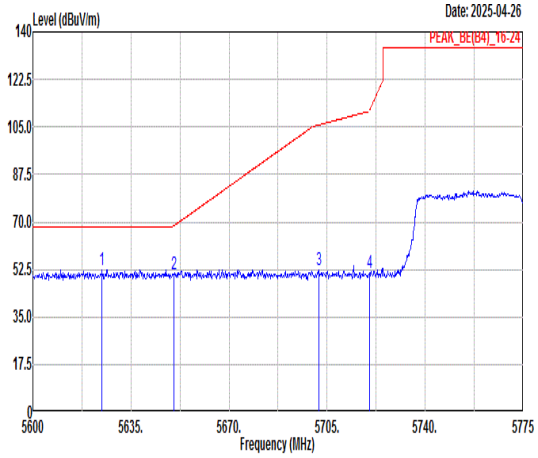 Freq Level Limit Line Margin (dB) Read Level Ant Factor Cable Loss Preamp Factor APos TPos Remark MHz dBuV/m dBuV/m dBuV dB/m dB dB cm deg 1 5624.68 52.52 68.30 -15.78 39.71 36.42 9.81 33.42 200 238 PEAK 2 5650.23 50.98 68.47 -17.49 38.10 36.45 9.86 33.43 200 238 PEAK 3 5702.20 52.55 105.82 -53.27 39.52 36.50 9.97 33.44 200 238 PEAK 4 5720.05 50.99 110.91 -59.92 37.90 36.52 10.01 33.44 200 238 PEAK	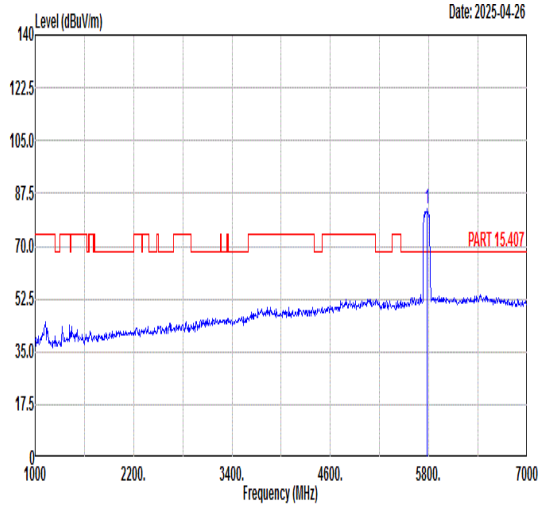 Freq Level Limit Line Margin (dB) Read Level Ant Factor Cable Loss Preamp Factor APos TPos Remark MHz dBuV/m dBuV/m dBuV dB/m dB dB cm deg 1 5775.00 82.64 ------ ------ 69.38 36.58 10.14 33.46 200 238 PEAK
Avg	Blank	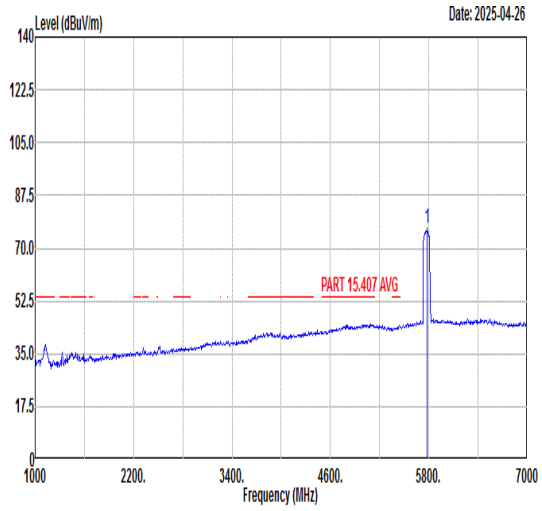 Freq Level Limit Line Margin (dB) Read Level Ant Factor Cable Loss Preamp Factor APos TPos Remark MHz dBuV/m dBuV/m dBuV dB/m dB dB cm deg 1 5775.00 76.36 ------ ------ 63.10 36.58 10.14 33.46 200 238 AVERAGE

Mode	38	
	Band Edge - R	
	U-NII-3_5.725-5.85_802.11ac VHT80_CH155_Full RU_5775MHz	
ANT	6	
Pol.	Vertical	Fundamental
Peak	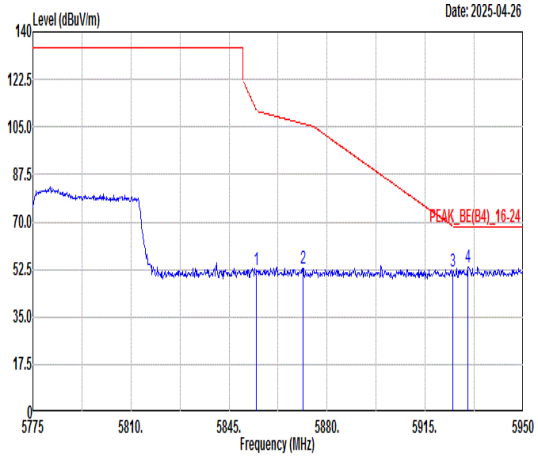 Freq Level Limit Line Margin (dB) Read Level Ant Factor Cable Loss Preamp Factor APos TPos Remark MHz dBuV/m dBuV/m dBuV dB/m dB dB cm deg 1 5854.80 52.33 111.26 -58.93 38.86 36.65 10.29 33.47 200 238 PEAK 2 5871.43 52.77 106.20 -53.43 39.24 36.67 10.33 33.47 200 238 PEAK 3 5924.98 51.64 68.32 -16.68 37.97 36.72 10.44 33.49 200 238 PEAK 4 5930.23 53.49 68.30 -14.81 39.80 36.73 10.45 33.49 200 238 PEAK	Blank

Mode	38	
	Harmonic	
	U-NII-3_5.725-5.85_802.11ac VHT80_CH155_Full RU_5775MHz	
ANT	6	
Pol.	Horizontal	Vertical
Peak Avg	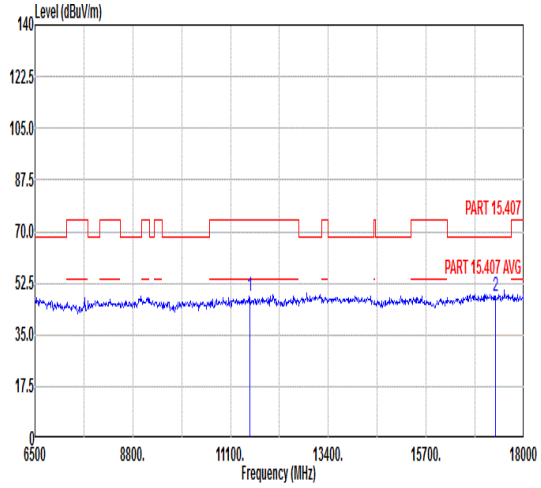 Freq Level Limit Line Margin Read Level Ant Factor Cable Loss Preamp Factor APos TPos Remark MHz dBuV/m dBuV/m dB dBuV dB/m dB dB cm deg 1 11550.00 47.89 74.00 -26.11 59.59 39.26 12.92 63.88 --- --- Peak 2 17325.00 48.20 68.30 -20.10 54.91 42.66 15.79 65.16 --- --- Peak	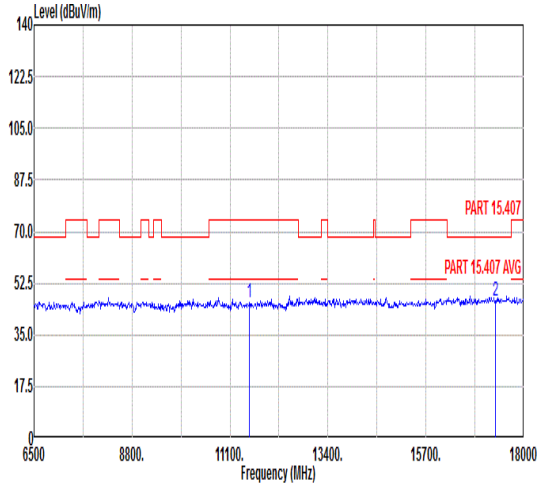 Freq Level Limit Line Margin Read Level Ant Factor Cable Loss Preamp Factor APos TPos Remark MHz dBuV/m dBuV/m dB dBuV dB/m dB dB cm deg 1 11550.00 45.91 74.00 -28.09 57.61 39.26 12.92 63.88 --- --- Peak 2 17325.00 46.71 68.30 -21.59 53.42 42.66 15.79 65.16 --- --- Peak

Mode	43	
	LF	
	U-NII-2A_5.25-5.35_802.11ac VHT80_CH58	
ANT	6	
Pol.	Horizontal	Vertical
QP/ Peak	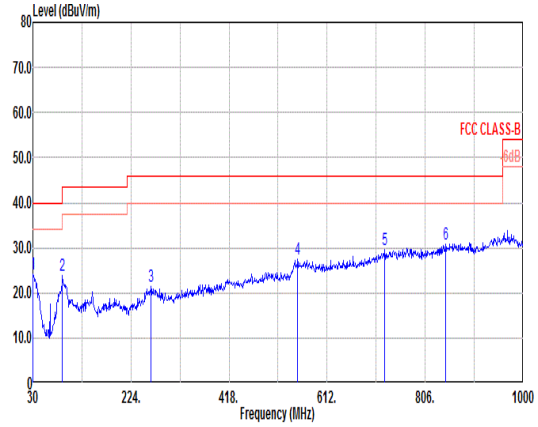	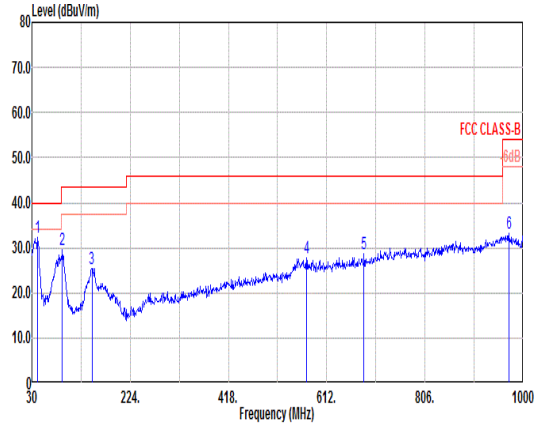

	Freq	Level	Limit Line	Margin	Read Level	Ant Factor	Cable Loss	Preamp Factor	APos	TPos	Remark
	MHz	dBuV/m	dBuV/m	dB	dBuV	dB/m	dB	dB	cm	deg	
1	30.00	24.02	40.00	-15.98	29.70	25.29	0.53	31.50	---	---	Peak
2	88.20	23.73	43.50	-19.77	39.90	14.59	0.94	31.70	---	---	Peak
3	263.77	21.32	46.00	-24.68	31.67	19.49	1.69	31.53	---	---	Peak
4	553.80	27.58	46.00	-18.42	29.60	26.79	2.47	31.28	---	---	Peak
5	726.46	29.43	46.00	-16.57	29.79	27.88	2.81	31.05	---	---	Peak
6	846.74	30.78	46.00	-15.22	29.88	28.91	3.04	31.05	---	---	Peak

	Freq	Level	Limit Line	Margin	Read Level	Ant Factor	Cable Loss	Preamp Factor	APos	TPos	Remark
	MHz	dBuV/m	dBuV/m	dB	dBuV	dB/m	dB	dB	cm	deg	
1	40.67	32.29	40.00	-7.71	43.76	19.62	0.62	31.71	---	---	Peak
2	90.14	29.44	43.50	-14.06	45.36	14.83	0.95	31.70	---	---	Peak
3	148.34	25.36	43.50	-18.14	38.57	17.15	1.24	31.60	---	---	Peak
4	572.23	27.64	46.00	-18.36	30.00	26.35	2.50	31.21	---	---	Peak
5	685.72	28.58	46.00	-17.42	30.25	26.73	2.73	31.13	---	---	Peak
6	971.87	33.23	54.00	-20.77	29.13	31.61	3.27	30.78	---	---	Peak

Mode	44
	LF
	U-NII-3_5.725-5.85_802.11n HT40_CH151
ANT	6

Pol.	Horizontal	Vertical
QP/ Peak	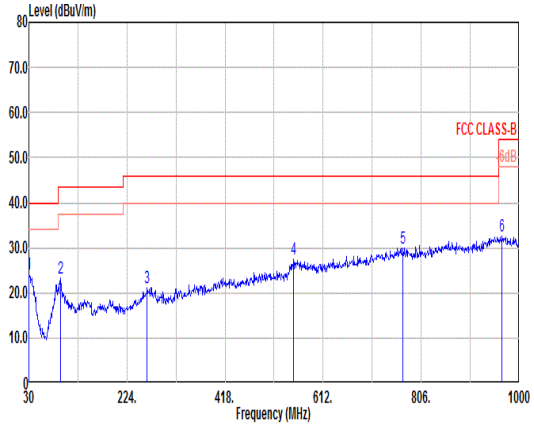	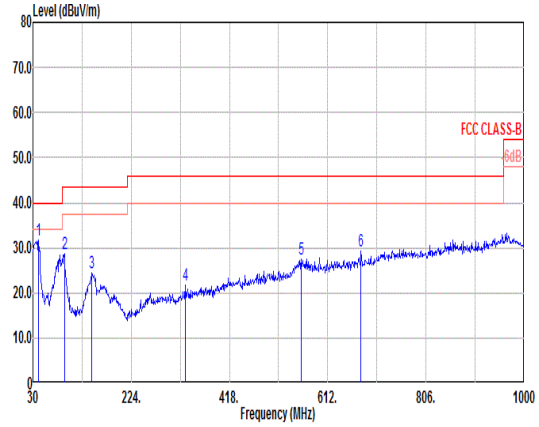

	Freq	Level	Limit Line	Margin	Read Level	Ant Factor	Cable Loss	Preamp Factor	APos	TPos	Remark
	MHz	dBuV/m	dBuV/m	dB	dBuV	dB/m	dB	dB	cm	deg	
1	30.00	24.14	40.00	-15.86	29.82	25.29	0.53	31.50	---	---	Peak
2	92.08	23.15	43.50	-20.35	38.83	15.06	0.96	31.70	---	---	Peak
3	263.77	21.23	46.00	-24.77	31.58	19.49	1.69	31.53	---	---	Peak
4	553.80	27.54	46.00	-18.46	29.56	26.79	2.47	31.28	---	---	Peak
5	770.11	29.86	46.00	-16.14	29.07	28.94	2.89	31.04	---	---	Peak
6	966.05	32.49	54.00	-21.51	28.30	31.73	3.26	30.80	---	---	Peak

	Freq	Level	Limit Line	Margin	Read Level	Ant Factor	Cable Loss	Preamp Factor	APos	TPos	Remark
	MHz	dBuV/m	dBuV/m	dB	dBuV	dB/m	dB	dB	cm	deg	
1	41.64	31.63	40.00	-8.37	43.66	19.07	0.63	31.73	---	---	Peak
2	92.08	28.82	43.50	-14.68	44.50	15.06	0.96	31.70	---	---	Peak
3	145.43	24.40	43.50	-19.10	37.49	17.29	1.23	31.61	---	---	Peak
4	330.70	21.66	46.00	-24.34	31.24	20.05	1.91	31.54	---	---	Peak
5	559.62	27.47	46.00	-18.53	29.23	27.02	2.48	31.26	---	---	Peak
6	677.96	29.23	46.00	-16.77	31.03	26.63	2.71	31.14	---	---	Peak

For Co-location mode:

Mode	45	
	Band Edge - L	
	U-NII-2A_5.25-5.35_802.11ac VHT80_CH58_Full RU_5290MHz+LTE B13 Link	
ANT	6+1	
Pol.	Horizontal	Fundamental
Peak	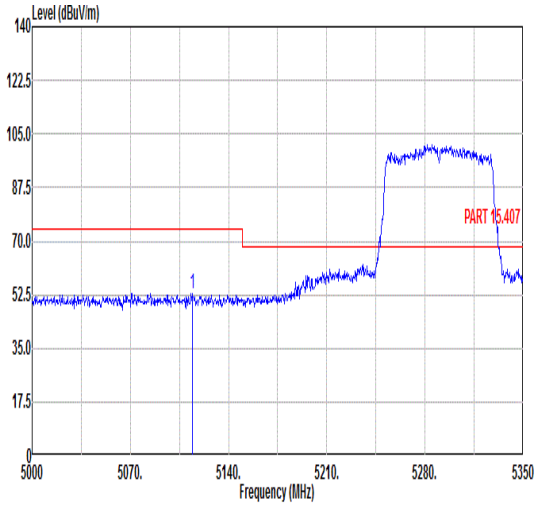 Freq Level Limit Line Margin Read Level Ant Factor Cable Loss Preamp Factor APos TPos Remark MHz dBuV/m dBuV/m dB dBuV dB/m dB dB cm deg 1 5114.45 53.01 74.00 -20.99 41.41 36.61 8.47 33.48 100 82 Peak	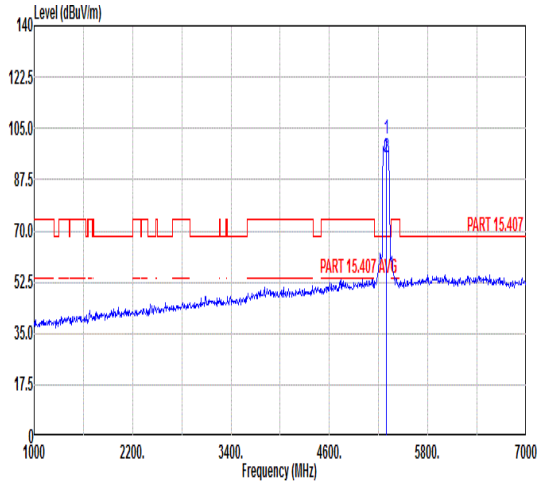 Freq Level Limit Line Margin Read Level Ant Factor Cable Loss Preamp Factor APos TPos Remark MHz dBuV/m dBuV/m dB dBuV dB/m dB dB cm deg 1 5290.00 101.52 ------ ------ 89.44 36.47 9.05 33.44 100 82 Peak 2 5290.00 95.33 ------ ------ 83.25 36.47 9.05 33.44 100 82 Average
Avg	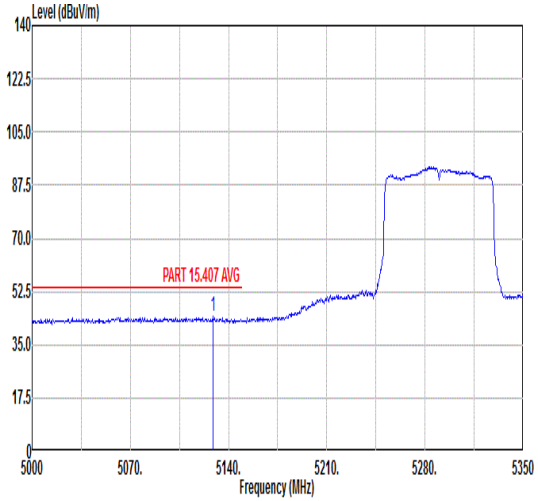 Freq Level Limit Line Margin Read Level Ant Factor Cable Loss Preamp Factor APos TPos Remark MHz dBuV/m dBuV/m dB dBuV dB/m dB dB cm deg 1 5128.80 44.15 54.00 -9.85 32.52 36.60 8.50 33.47 100 82 Average	Blank

Mode	45	
	Band Edge - R	
	U-NII-2A_5.25-5.35_802.11ac VHT80_CH58_Full RU_5290MHz+LTE B13 Link	
ANT	6+1	
Pol.	Horizontal	Fundamental
Peak	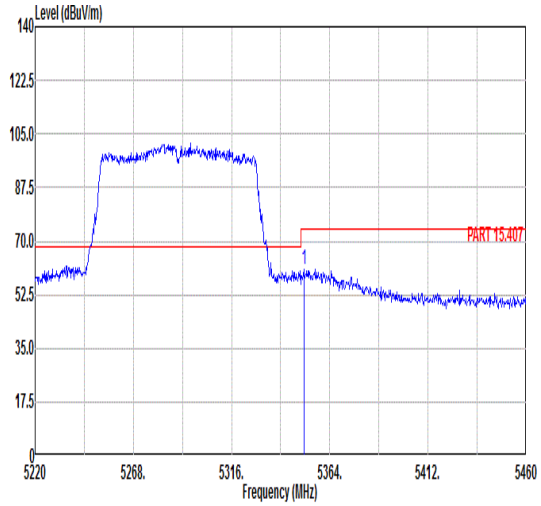 Freq Level Limit Line Margin Read Level Ant Factor Cable Loss Preamp Factor APos TPos Remark MHz dBuV/m dBuV/m dB dBuV dB/m dB dB cm deg 1 5351.28 60.84 74.00 -13.16 48.48 36.42 9.37 33.43 100 82 Peak	Blank
Avg	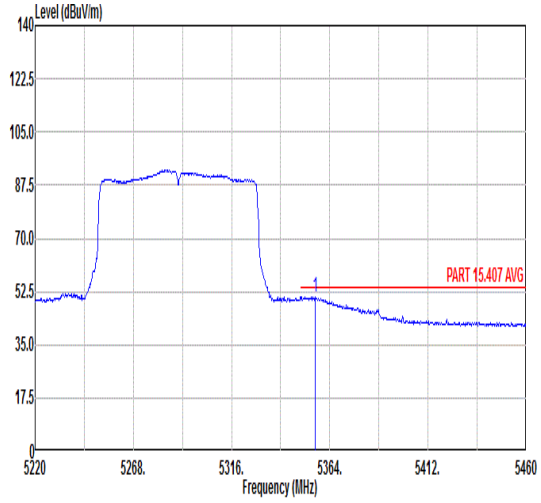 Freq Level Limit Line Margin Read Level Ant Factor Cable Loss Preamp Factor APos TPos Remark MHz dBuV/m dBuV/m dB dBuV dB/m dB dB cm deg 1 5356.80 50.63 54.00 -3.37 38.25 36.41 9.40 33.43 100 82 Average	Blank

Mode	45	
	Band Edge - L	
	U-NII-2A_5.25-5.35_802.11ac VHT80_CH58_Full RU_5290MHz+LTE B13 Link	
ANT	6+1	
Pol.	Vertical	Fundamental
Peak	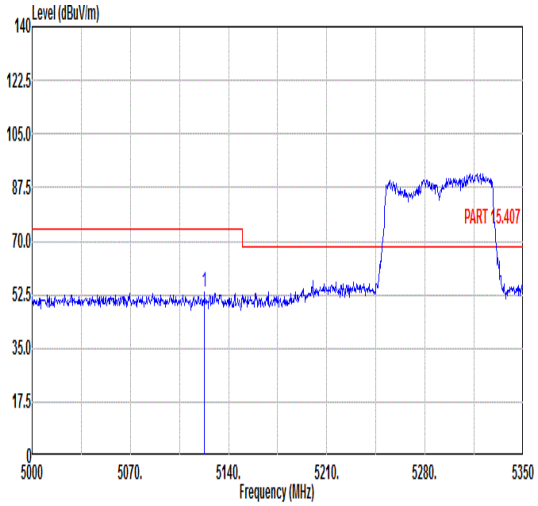 Freq Level Limit Line Margin Read Level Ant Factor Cable Loss Preamp Factor APos TPos Remark MHz dBuV/m dBuV/m dB dBuV dB/m dB dB cm deg 1 5122.85 53.12 74.00 -20.88 41.51 36.60 8.49 33.48 386 184 Peak	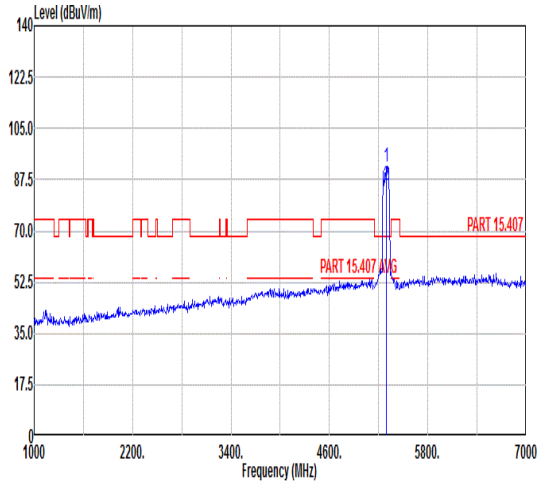 Freq Level Limit Line Margin Read Level Ant Factor Cable Loss Preamp Factor APos TPos Remark MHz dBuV/m dBuV/m dB dBuV dB/m dB dB cm deg 1 5290.00 91.76 ------ ------ 79.68 36.47 9.05 33.44 386 184 Peak 2 5290.00 85.59 ------ ------ 73.51 36.47 9.05 33.44 386 184 Average
Avg	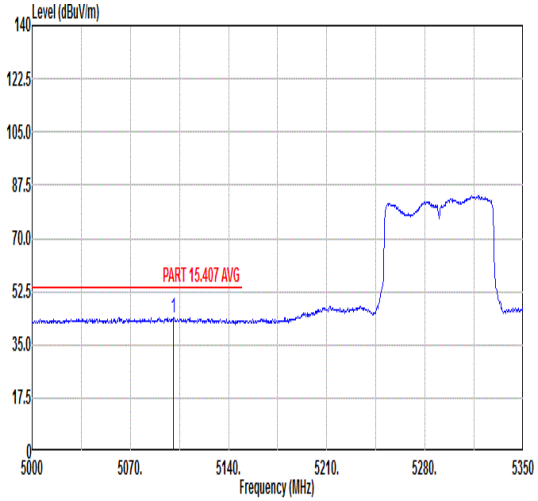 Freq Level Limit Line Margin Read Level Ant Factor Cable Loss Preamp Factor APos TPos Remark MHz dBuV/m dBuV/m dB dBuV dB/m dB dB cm deg 1 5100.45 43.78 54.00 -10.22 32.20 36.62 8.44 33.48 386 184 Average	Blank

Mode	45	
	Band Edge - R	
	U-NII-2A_5.25-5.35_802.11ac VHT80_CH58_Full RU_5290MHz+LTE B13 Link	
ANT	6+1	
Pol.	Vertical	Fundamental
Peak	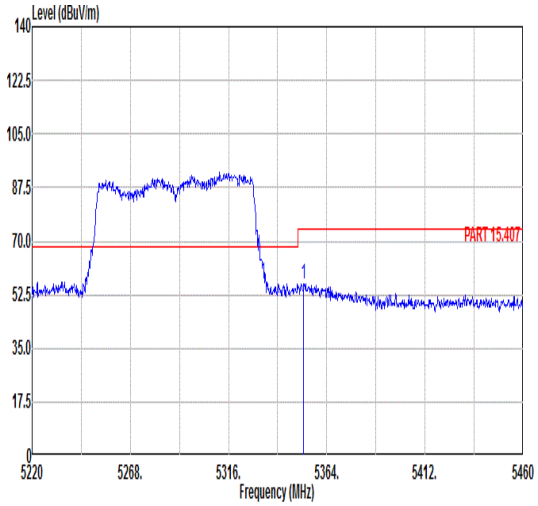 Freq Level Limit Line Margin Read Level Ant Factor Cable Loss Preamp Factor APos TPos Remark MHz dBuV/m dBuV/m dB dBuV dB/m dB dB cm deg 1 5352.72 56.25 74.00 -17.75 43.88 36.42 9.38 33.43 386 184 Peak	Blank
Avg	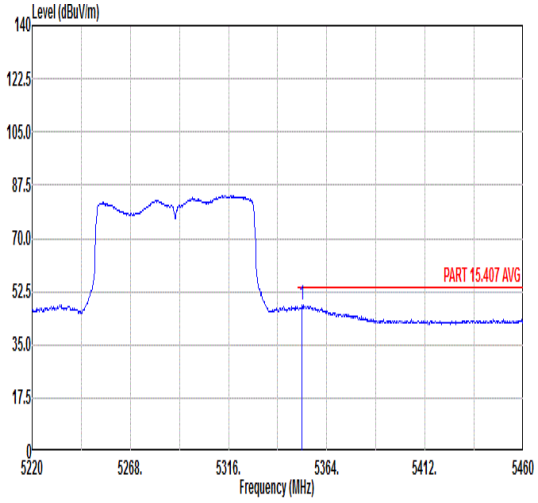 Freq Level Limit Line Margin Read Level Ant Factor Cable Loss Preamp Factor APos TPos Remark MHz dBuV/m dBuV/m dB dBuV dB/m dB dB cm deg 1 5352.00 47.90 54.00 -6.10 35.53 36.42 9.38 33.43 386 184 Average	Blank

Mode	45	
	Harmonic	
	U-NII-2A_5.25-5.35_802.11ac VHT80_CH58_Full RU_5290MHz+LTE B13 Link	
ANT	6+1	
Pol.	Horizontal	Vertical
Peak Avg	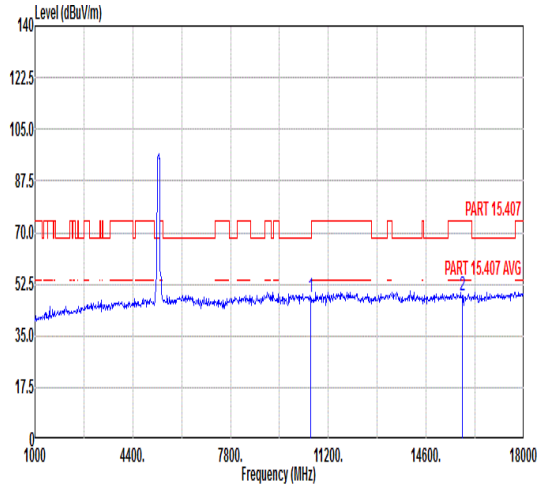 Freq Level Limit Line Margin Read Level Ant Factor Cable Loss Preamp Factor APos TPos Remark MHz dBuV/m dBuV/m dB dBuV dB/m dB dB cm deg 1 10580.00 48.13 68.30 -20.17 61.06 38.52 12.22 63.67 --- --- Peak 2 15870.00 48.76 74.00 -25.24 57.12 41.52 14.73 64.61 --- --- Peak	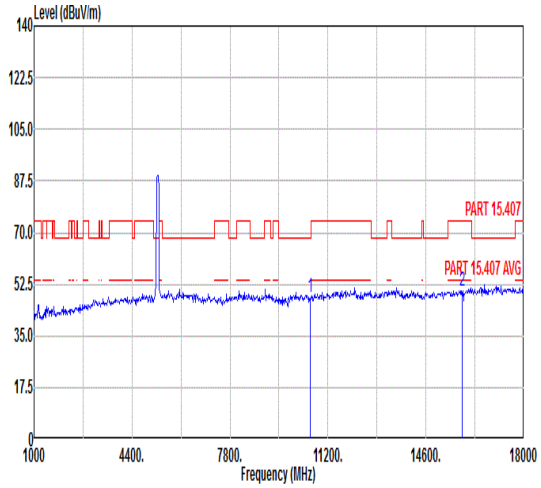 Freq Level Limit Line Margin Read Level Ant Factor Cable Loss Preamp Factor APos TPos Remark MHz dBuV/m dBuV/m dB dBuV dB/m dB dB cm deg 1 10580.00 48.02 68.30 -20.28 60.95 38.52 12.22 63.67 --- --- Peak 2 15870.00 49.94 74.00 -24.06 58.30 41.52 14.73 64.61 --- --- Peak

Remark: All signals exceeding the limit are fundamental frequency signals and can be ignored.

Appendix D. Duty Cycle Plots

Band	Duty Cycle(%)	T(ms)	1/T(kHz)	VBW Setting
802.11a	97.54	1.390	0.719	1KHz
802.11n HT20	97.95	1.910	0.524	1KHz
802.11n HT40	94.90	0.930	1.075	3KHz
802.11ac VHT80	90.00	0.324	3.086	10KHZ

802.11a

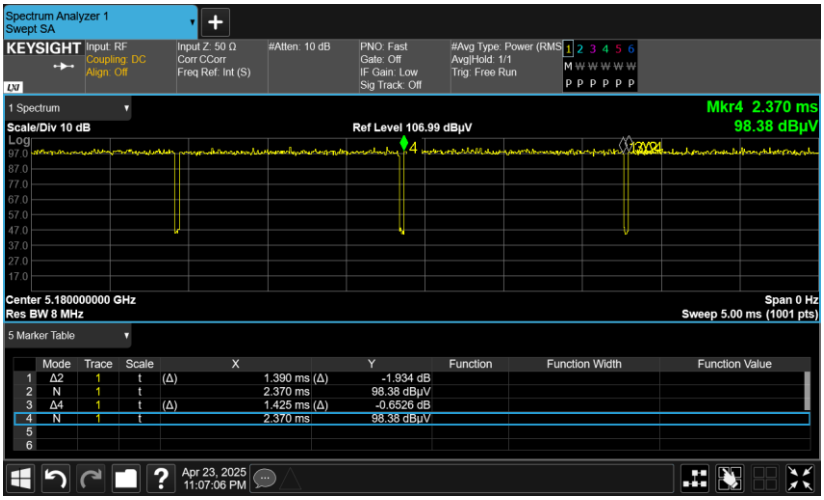

802.11n HT20

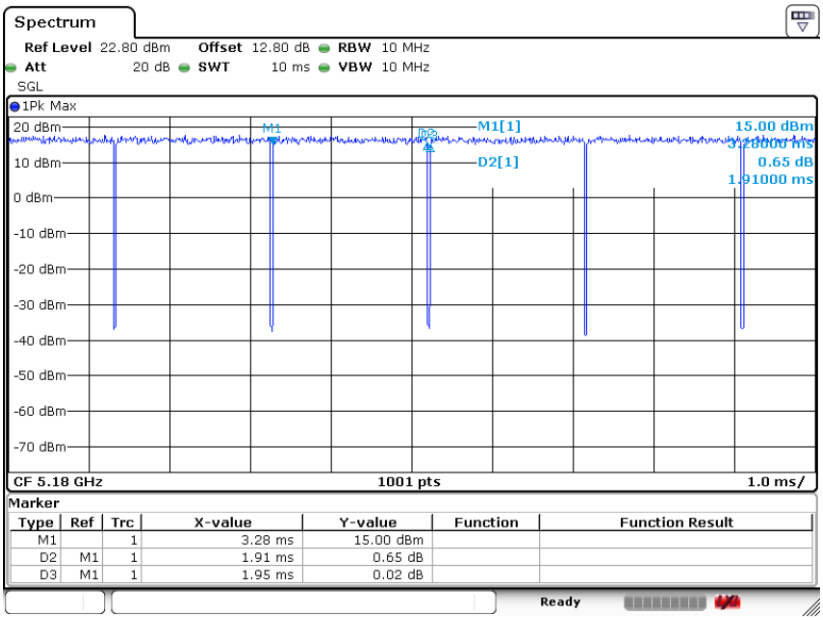

Date: 25.APR.2025 17:11:11

802.11n HT40

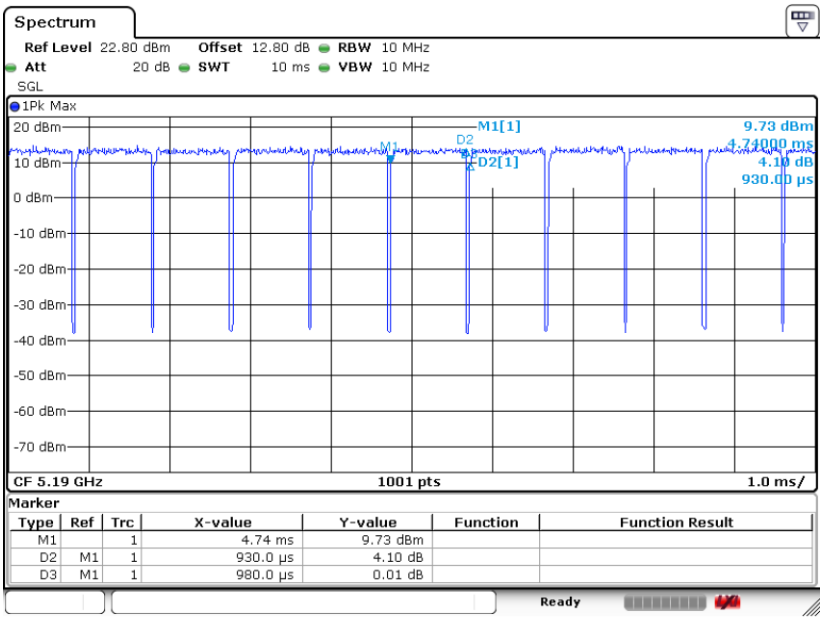

Date: 25.APR.2025 17:16:00
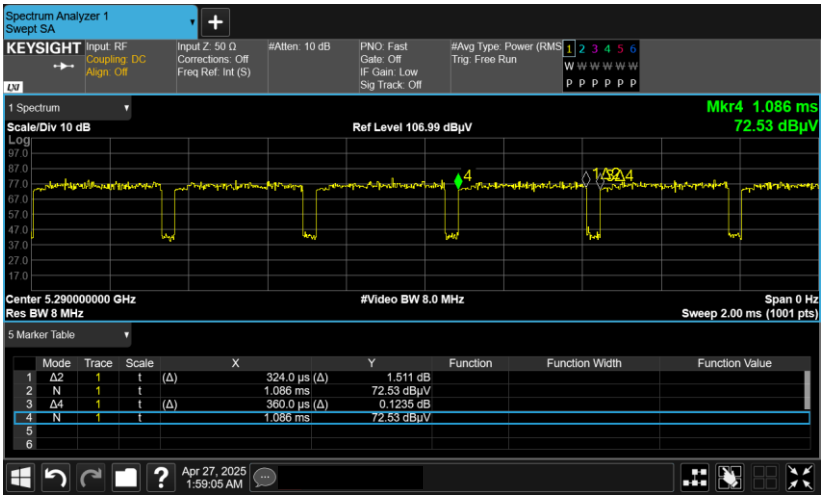
802.11ac VHT80