# FCC RF TEST REPORT

| | |
|---|---|
| Applicant: | Xiaomi Communications Co., Ltd. |
| Address: | #019, 9th Floor, Building 6, 33 Xi'erqi Middle Road, Haidian District, Beijing, China, 100085 |

| | |
|---|---|
| Manufacturer or Supplier: | Xiaomi Communications Co., Ltd. |
| Address: | #019, 9th Floor, Building 6, 33 Xi'erqi Middle Road, Haidian District, Beijing, China, 100085 |
| Product: | Mobile Phone |
| Brand Name: | POCO |
| Model Name: | 2409FPCC4G |
| FCC ID: | 2AFZZPCC4G |
| Date of tests: | Jul. 12, 2024 ~ Aug. 05, 2024 |

The tests have been carried out according to the requirements of the following standard:

☒ **FCC PART 22, Subpart H** ☒ **FCC PART 24, Subpart E** ☒ **FCC Part 27, Subpart C, M**
☒ **FCC Part 90, Subpart R, S** ☒ **ANSI/TIA/EIA-603-D**
☒ **FCC Part 2** ☒ **ANSI/TIA/EIA-603-E** ☒ **ANSI C63.26-2015**

CONCLUSION: The submitted sample was found to COMPLY with the test requirement

| Prepared by Simon Wang<br>Engineer / Mobile Department | Approved by Luke Lu<br>Manager / Mobile Department |
|---|---|
| Simon Wang<br>Date: Aug. 05, 2024 | Luke Lu<br>Date: Aug. 05, 2024 |

*This report is governed by, and incorporates by reference, the Conditions of Testing as posted at the date of issuance of this report at http://www.bureauveritas.com/home/about-us/our-business/cps/about-us/terms-conditions/ and is intended for your exclusive use. Any copying or replication of this report to or for any other person or entity, or use of our name or trademark, is permitted only with our prior written permission. This report sets forth our findings solely with respect to the test samples identified herein. The results set forth in this report are not indicative or representative of the quality or characteristics of the lot from which a test sample was taken or any similar or identical product unless specifically and expressly noted. Our report includes all of the tests requested by you and the results thereof based upon the information that you provided to us. Measurement uncertainty is only provided upon request for accredited tests. Statements of conformity are based on simple acceptance criteria without taking measurement uncertainty into account, unless otherwise requested in writing. You have 60 days from date of issuance of this report to notify us of any material error or omission caused by our negligence or if you require measurement uncertainty; provided, however, that such notice shall be in writing and shall specifically address the issue you wish to raise. A failure to raise such issue within the prescribed time shall constitute your unqualified acceptance of the completeness of this report, the tests conducted and the correctness of the report contents.*

# TABLE OF CONTENTS

**RELEASE CONTROL RECORD** ..... **4**

**1 SUMMARY OF TEST RESULTS** ..... **5**

1.1 MEASREMENT UNCERTAINTY ..... 7
1.2 TEST SITE AND INSTRUMENTS ..... 8

**2 GENERAL INFORMATION** ..... **9**

2.1 GENERAL DESCRIPTION OF EUT ..... 9
2.2 CONFIGURATION OF SYSTEM UNDER TEST ..... 38
2.3 DESCRIPTION OF SUPPORT UNITS ..... 39
2.4 TEST ITEM AND TEST CONFIGURATION ..... 39
2.5 GENERAL DESCRIPTION OF APPLIED STANDARDS ..... 68

**3 TEST TYPES AND RESULTS** ..... **69**

3.1 OUTPUT POWER MEASUREMENT ..... 69
3.1.1 LIMITS OF OUTPUT POWER MEASUREMENT ..... 69
3.1.2 TEST PROCEDURES ..... 70
3.1.3 TEST SETUP ..... 71
3.1.4 TEST RESULTS ..... 72
3.2 FREQUENCY STABILITY MEASUREMENT ..... 289
3.2.1 LIMITS OF FREQUENCY STABILIITY MEASUREMENT ..... 289
3.2.2 TEST PROCEDURE ..... 289
3.2.3 TEST SETUP ..... 289
3.2.4 TEST RESULTS ..... 290
3.3 OCCUPIED BANDWIDTH MEASUREMENT ..... 291
3.3.1 LIMITS OF OCCUPIED BANDWIDTH MEASUREMENT ..... 291
3.3.2 TEST SETUP ..... 291
3.3.3 TEST PROCEDURES ..... 291
3.3.4 TEST RESULTS ..... 292
3.4 BAND EDGE MEASUREMENT ..... 293
3.4.1 LIMITS OF BAND EDGE MEASUREMENT ..... 293
3.4.2 TEST SETUP ..... 296
3.4.3 TEST PROCEDURES ..... 297
3.4.4 TEST RESULTS ..... 298
3.5 CONDUCTED SPURIOUS EMISSIONS ..... 299
3.5.1 LIMITS OF CONDUCTED SPURIOUS EMISSIONS MEASUREMENT ..... 299
3.5.2 TEST PROCEDURE ..... 300
3.5.3 TEST SETUP ..... 300
3.5.4 TEST RESULTS ..... 301
3.6 RADIATED EMISSION MEASUREMENT ..... 302
3.6.1 LIMITS OF RADIATED EMISSION MEASUREMENT ..... 302
3.6.2 TEST PROCEDURES ..... 303
3.6.3 DEVIATION FROM TEST STANDARD ..... 303
3.6.4 TEST SETUP ..... 304
3.6.5 TEST RESULTS ..... 306
3.7 PEAK TO AVERAGE RATIO ..... 498
3.7.1 LIMITS OF PEAK TO AVERAGE RATIO MEASUREMENT ..... 498
3.7.2 TEST SETUP ..... 498
3.7.3 TEST PROCEDURES ..... 498
3.7.4 TEST RESULTS ..... 499

4 INFORMATION ON THE TESTING LABORATORIES ..... 500

5 MODIFICATIONS RECORDERS FOR ENGINEERING CHANGES TO THE EUT BY THE LAB 501

# RELEASE CONTROL RECORD

| ISSUE NO. | REASON FOR CHANGE | DATE ISSUED |
|---|---|---|
| W7L-240618W002RF12 | Original release | Aug. 05, 2024 |

# 1 SUMMARY OF TEST RESULTS

The EUT has been tested according to the following specifications:

| APPLIED STANDARD: FCC PART 22/24/27/90 & PART 2 | | |
|---|---|---|
| **STANDARD SECTION** | **TEST TYPE AND LIMIT** | **RESULT** |
| §2.1046<br>§90.635(b) | Conducted Output Power<br>(N26) | Compliance |
| §24.232(c)<br>§27.50(h)(2)<br>§27.50(d)(4)<br>§27.50(j)(3)<br>§27.50(k)(3) | Equivalent Isotropically Radiated Power<br>(n2, n7,n38,n41,n66,n77,n78) | Compliance |
| §22.913 (a)<br>§27.50(b)(10)<br>§27.50(c)(10) | Equivalent Radiated Power<br>(n5, n12, n26) | Compliance |
| §2.1055<br>§22.355<br>§24.235<br>§90.213 | Frequency Stability | Compliance |
| §2.1049<br>§90.209 | Occupied Bandwidth | Compliance |
| §2.1051<br>§22.917(a)<br>§24.238(a)<br>§27.53(g)<br>§27.53(h)<br>§27.53(l)(2)<br>§27.53(m)(4)(6)<br>§27.53(n)(2)<br>§90.691(a) | Band Edge Measurements | Compliance |
| §2.1051<br>§22.917(a)<br>§24.238(a) | Conducted Spurious Emissions | Compliance |

| | | |
|---|---|---|
| §27.53(g)<br>§27.53(h)<br>§27.53(I)(2)<br>§27.53(m)(4)(6)<br>§27.53(n)(2)<br>§90.691(a) | | |
| §2.1053<br>§22.917(a)<br>§24.238(a)<br>§27.53(g)<br>§27.53(h)<br>§27.53(I)(2)<br>§27.53(m)(4)(6)<br>§27.53(n)(2)<br>§90.691(a) | Radiated Spurious Emissions | Compliance |
| §27.50(j)(4) | Peak-to-Average Ratio | Compliance |

NOTE:

1. Max ERP/EIRP is according to Max conducted power calculate for SA.
2. This device supports SRS (sounding reference signal) mode for NR TDD band41/77/78(1T4R). For each SRS mode radiated measurement was performed through FTM mode provided by the customer, each antenna has been tested separately, the report only shows the worst antenna's data.
3. For NR Bands that whose Bandwidths support both SCS 15kHz and SCS 30kHz, the RSE test only excuted at SCS 15kHz configuration, in consideration of that SCS 15kHz configuration's frequency range is wider than it at SCS 30kHz, and the power of them is almost all the same.
4. All the supported ENDC commbinations have been evaluated, only the worst case datas of each NR band are shown in the report.
5. This report refers to the data of W7L-240618W001RF12(FCC ID: 2AFZZRAD4G), the difference of 24094RAD4G and 2409FPCC4G is model, FCC ID, brand name and 2409FPCC4G remove one camera. This report verify power and RSE worse case. The verified power is similar as the original report. So this report only update the RSE worse case(DC_41A_n78A 20M+100M CH 40620/633334), other data of spot-Check Please Refer to folder the naming (xiaomi O17p Spot-check).
6. List of the verified results (worse case) in the test item as follows：

| **Test Item / Report No.** | W7L-240618W001RF12 | W7L-240618W002RF12 |
|---|---|---|
| Radiated Emission Test | DC_41A_n78A 20M+100M CH 40620/633334Margin:-16.20Db | DC_41A_n78A 20M+100M CH 40620/633334Margin:-16.41Db |
| Remark: All validation data are within 3dB variation or better, the new result is better than the original data. | | |

## 1.1 MEASREMENT UNCERTAINTY

Where relevant, the following measurement uncertainty levels have been estimated for tests performed on the EUT as specified in CISPR 16-4-2:

| MEASUREMENT | UNCERTAINTY |
|---|---|
| Frequency Stability | ±76.97Hz |
| Radiated emissions (9KHz~30MHz) | ±2.68dB |
| Radiated emissions & Radiated Power (30MHz~1GHz) | ±4.98dB |
| Radiated emissions & Radiated Power (1GHz ~6GHz) | ±4.70dB |
| Radiated emissions (6GHz ~18GHz) | ±4.60dB |
| Radiated emissions (18GHz ~40GHz) | ±4.12dB |
| Conducted emissions | ±4.01dB |
| Occupied Channel Bandwidth | ±43.58KHz |
| Conducted Output power | ±2.06dB |
| Band Edge Measurements | ±4.70dB |

This uncertainty represents an expanded uncertainty expressed at approximately the 95% confidence level using a coverage factor of k=2.

## 1.2 TEST SITE AND INSTRUMENTS

| Equipment | Manufacturer | Model No. | Serial No. | Last Cal. | Next Cal. |
|---|---|---|---|---|---|
| MXE EMI Receiver | KEYSIGHT | N9038A-544 | MY54450026 | Mar. 28,24 | Mar. 27,25 |
| EXA Signal Analyzer | KEYSIGHT | N9010A-544 | MY54510355 | May.10,24 | May.09,25 |
| Loop Antenna | Schwarzbeck | FMZB 1519B | 00173 | Sep.03,23 | Sep.02,24 |
| Bilog Antenna | ETS-LINDGREN | 3143B | 00161965 | Feb. 18,24 | Feb. 17,25 |
| Horn Antenna | ETS-LINDGREN | 3117 | 00168692 | Feb. 18,24 | Feb. 17,25 |
| Horn Antenna (18GHz-40GHz) | N/A | QWH-SL-18-40-K-SG/QMS-00361 | 15433 | Sep.04, 23 | Sep.03, 24 |
| Radio Communication Analyzer | ANRITSU | MT8820C | 6201465426 | Feb. 14,24 | Feb. 13,25 |
| Signal Pre-Amplifier | EMSI | EMC 9135 | 980249 | May. 06,24 | May. 05,25 |
| Signal Pre-Amplifier | EMSI | EMC 012645B | 980257 | May.10,24 | May.09,25 |
| Signal Pre-Amplifier | EMSI | EMC 184045B | 980259 | Feb. 17,24 | Feb.16,25 |
| 3m Semi-anechoic Chamber | ETS-LINDGREN | 9m*6m*6m | Euroshieldpn-CT0001143-1216 | Nov. 14,23 | Nov. 13,26 |
| Test Software | E3 | V 9.160323 | N/A | N/A | N/A |
| Test Software | JS1120 | 3.1.36 | N/A | N/A | N/A |
| 10dB Attenuator | JFW/USA | 50HF-010-SMA | 50HF-010-SMA | May. 06,24 | May. 05,25 |
| Power Meter | Anritsu | ML2495A | 1506002 | Feb. 14,24 | Feb. 13,25 |
| Power Sensor | Anritsu | MA2411B | 1339352 | Feb. 14,24 | Feb. 13,25 |
| Temperature Chamber | ESPEC | SH-242 | 93000855 | May. 06,24 | May. 05,25 |
| MXG Analog Microvave Signal Generator | KEYSIGHT | N5183A | MY50143024 | Feb. 14,24 | Feb. 13,25 |
| Base station R&S CMW500 | Rohde&Schwarz | CMW500 | 153085 | May.10,24 | May.09,25 |
| DC Source | Kikusui/JP | PMX18-5A | N/A | Aug. 11,23 | Aug. 10,24 |

**NOTE:** 1. The calibration interval of the above test instruments is 12 months or 36 months and the calibrations are traceable to CEPREI/CHINA, GRGT/CHINA and NIM/CHINA.

2. The test was performed in 3m Semi-anechoic Chamber and RF Oven Room.

3. The horn antenna is used only for the measurement of emission frequency above 1GHz if tested.

4. The FCC Site Registration No. is 525120; The Designation No. is CN1171.

# 2 GENERAL INFORMATION

## 2.1 GENERAL DESCRIPTION OF EUT

| | | |
|---|---|---|
| **PRODUCT** | Mobile Phone | |
| **BRAND NAME** | POCO | |
| **MODEL NAME** | 2409FPCC4G | |
| **NOMINAL VOLTAGE** | 5/5~11Vdc(adapter or host equipment)<br>3.91Vdc (Li-ion, battery) | |
| **MODULATION TECHNOLOGY** | **5G NR** | DFT-s-OFDM (Pi/2BPSK, QPSK, 16QAM, 64QAM, 256QAM);<br>CP-OFDM(QPSK,16QAM,64QAM,256QAM); |
| **LTE ANCHOR BAND FOR NR BAND** | **LTE Anchor Band for NR Band n2** | SA ONLY |
| | **LTE Anchor Band for NR Band n5** | LTE Band 7 |
| | **LTE Anchor Band for NR Band n7** | LTE Band 4/5/7/66 |
| | **LTE Anchor Band for NR Band n12** | SA ONLY |
| | **LTE Anchor Band for NR Band n26** | SA ONLY |
| | **LTE Anchor Band for NR Band n38** | LTE Band 4/66 |
| | **LTE Anchor Band for NR Band n41** | LTE Band 4/41/66 |
| | **LTE Anchor Band for NR Band n66** | LTE Band 2/5/7/66 |
| | **LTE Anchor Band for NR Band n77** | LTE Band 2 |
| | **LTE Anchor Band for NR Band n78** | LTE Band 2/4/5/7/26/38/41/66 |
| **FREQUENCY RANGE (15K)** | **NR Band n2** | 1852.5MHz ~ 1907.5MHz |
| | **NR Band n5** | 826.5MHz ~ 846.5MHz |
| | **NR Band n7** | 2502.5MHz ~ 2567.5MHz |
| | **NR Band n12** | 701.5MHz ~ 713.5MHz |
| | **NR Band n26** | 816.5MHz ~ 846.5MHz |
| | **NR Band n38** | 2572.5MHz ~ 2617.5MHz |

| | | |
|---|---|---|
| | **NR Band n41** | 2501.01MHz ~ 2685MHz |
| | **NR Band n66** | 1712.5MHz ~ 1777.5MHz |
| | **NR Band n77(Part27Q)/ (HPUE)** | 3455.01MHz ~ 3544.995MHz |
| | **NR Band n77(Part27O)/ (HPUE)** | 3705MHz ~ 3975MHz |
| | **NR Band n78(Part27Q)/ (HPUE)** | 3455.01MHz ~ 3544.98MHz |
| **FREQUENCY RANGE (30K)** | **NR Band n2** | 1855MHz ~ 1905MHz |
| | **NR Band n7** | 2505MHz ~ 2565MHz |
| | **NR Band n38** | 2575MHz ~ 2615MHz |
| | **NR Band n41** | 2501.01MHz ~ 2685MHz |
| | **NR Band n66** | 1715MHz ~ 1775MHz |
| | **NR Band n77(Part27Q)/ (HPUE)** | 3455.01MHz ~ 3544.98MHz |
| | **NR Band n77(Part27O)/ (HPUE)** | 3705MHz ~ 3975MHz |
| | **NR Band n78(Part27Q)/ (HPUE)** | 3455.01MHz ~ 3544.98MHz |
| **EMISSION DESIGNATOR (SCS 15K)** | **NR Band n2 Channel Bandwidth: 5MHz** | DFT-PI2BPSK 4M50G7D<br>DFT-QPSK 4M50G7D<br>DFT-16QAM 4M51W7D<br>DFT-64QAM 4M51W7D<br>DFT-256QAM 4M48W7D |
| | **NR Band n2 Channel Bandwidth: 10MHz** | DFT-PI2BPSK 8M99G7D<br>DFT-QPSK 8M99G7D<br>DFT-16QAM 8M99W7D<br>DFT-64QAM 8M99W7D<br>DFT-256QAM 8M98W7D |
| | **NR Band n2 Channel Bandwidth: 15MHz** | DFT-PI2BPSK 13M5G7D<br>DFT-QPSK 13M5G7D<br>DFT-16QAM 13M5W7D<br>DFT-64QAM 13M5W7D<br>DFT-256QAM 13M5W7D |

| | | |
|---|---|---|
| EMISSION DESIGNATOR (SCS 15K) | NR Band n2 Channel Bandwidth: 20MHz | DFT-PI2BPSK 18M1G7D<br>DFT-QPSK 18M1G7D<br>DFT-16QAM 18M1W7D<br>DFT-64QAM 18M1W7D<br>DFT-256QAM 18M0W7D |
| | NR Band n7 Channel Bandwidth: 5MHz | DFT-PI2BPSK 4M47G7D<br>DFT-QPSK 4M46G7D<br>DFT-16QAM 4M46W7D<br>DFT-64QAM 4M46W7D<br>DFT-256QAM 4M45W7D |
| | NR Band n7 Channel Bandwidth: 10MHz | DFT-PI2BPSK 8M91G7D<br>DFT-QPSK 8M90G7D<br>DFT-16QAM 8M90W7D<br>DFT-64QAM 8M90W7D<br>DFT-256QAM 8M91W7D |
| | NR Band n7 Channel Bandwidth: 15MHz | DFT-PI2BPSK 13M4G7D<br>DFT-QPSK 13M4G7D<br>DFT-16QAM 13M4W7D<br>DFT-64QAM 13M4W7D<br>DFT-256QAM 13M4W7D |
| | NR Band n7 Channel Bandwidth: 20MHz | DFT-PI2BPSK 17M9G7D<br>DFT-QPSK 17M9G7D<br>DFT-16QAM 17M9W7D<br>DFT-64QAM 17M8W7D<br>DFT-256QAM 17M9W7D |
| | NR Band n7 Channel Bandwidth: 25MHz | DFT-PI2BPSK 22M9G7D<br>DFT-QPSK 22M9G7D<br>DFT-16QAM 22M8W7D<br>DFT-64QAM 22M8W7D<br>DFT-256QAM 22M9W7D |
| | NR Band n7 Channel Bandwidth: 30MHz | DFT-PI2BPSK 28M5G7D<br>DFT-QPSK 28M5G7D<br>DFT-16QAM 28M5W7D<br>DFT-64QAM 28M6W7D<br>DFT-256QAM 28M5W7D |

| | | |
|---|---|---|
| EMISSION DESIGNATOR (SCS 15K) | NR Band n7 Channel Bandwidth: 40MHz | DFT-PI2BPSK 38M4G7D<br>DFT-QPSK 38M5G7D<br>DFT-16QAM 38M5W7D<br>DFT-64QAM 38M5W7D<br>DFT-256QAM 38M5W7D |
| | NR Band n7 Channel Bandwidth: 50MHz | DFT-PI2BPSK 48M1G7D<br>DFT-QPSK 48M1G7D<br>DFT-16QAM 48M0W7D<br>DFT-64QAM 48M1W7D<br>DFT-256QAM 48M1W7D |
| | NR Band n12 Channel Bandwidth: 5MHz | DFT-PI2BPSK 4M46G7D<br>DFT-QPSK 4M46G7D<br>DFT-16QAM 4M47W7D<br>DFT-64QAM 4M46W7D<br>DFT-256QAM 4M45W7D |
| | NR Band n12 Channel Bandwidth: 10MHz | DFT-PI2BPSK 8M91G7D<br>DFT-QPSK 8M91G7D<br>DFT-16QAM 8M90\W7D<br>DFT-64QAM 8M91W7D<br>DFT-256QAM 8M90W7D |
| | NR Band n12 Channel Bandwidth: 15MHz | DFT-PI2BPSK 13M4G7D<br>DFT-QPSK 13M4G7D<br>DFT-16QAM 13M4W7D<br>DFT-64QAM 13M4W7D<br>DFT-256QAM 13M4W7D |
| | NR Band n26Q Channel Bandwidth: 5MHz | DFT-PI2BPSK 4M47G7D<br>DFT-QPSK 4M46G7D<br>DFT-16QAM 4M47W7D<br>DFT-64QAM 4M47W7D<br>DFT-256QAM 4M46W7D |
| | NR Band n26Q Channel Bandwidth: 10MHz | DFT-PI2BPSK 8M91G7D<br>DFT-QPSK 8M90G7D<br>DFT-16QAM 8M91W7D<br>DFT-64QAM 8M91W7D<br>DFT-256QAM 8M89W7D |

| | | |
|---|---|---|
| EMISSION DESIGNATOR (SCS 15K) | NR Band n26H Channel Bandwidth: 5MHz | DFT-PI2BPSK 4M47G7D<br>DFT-QPSK 4M45G7D<br>DFT-16QAM 4M47W7D<br>DFT-64QAM 4M47W7D<br>DFT-256QAM 4M45W7D |
| | NR Band n26H Channel Bandwidth: 10MHz | DFT-PI2BPSK 8M90G7D<br>DFT-QPSK 8M89G7D<br>DFT-16QAM 8M89W7D<br>DFT-64QAM 8M90W7D<br>DFT-256QAM 8M90W7D |
| | NR Band n26H Channel Bandwidth: 15MHz | DFT-PI2BPSK 13M4G7D<br>DFT-QPSK 13M4G7D<br>DFT-16QAM 13M4W7D<br>DFT-64QAM 13M4W7D<br>DFT-256QAM 13M4W7D |
| | NR Band n26H Channel Bandwidth: 20MHz | DFT-PI2BPSK 17M9G7D<br>DFT-QPSK 17M9G7D<br>DFT-16QAM 17M9W7D<br>DFT-64QAM 17M9W7D<br>DFT-256QAM 17M8W7D |
| | NR Band n38 Channel Bandwidth: 5MHz | DFT-PI2BPSK 4M47G7D<br>DFT-QPSK 4M47G7D<br>DFT-16QAM 4M46W7D<br>DFT-64QAM 4M46W7D<br>DFT-256QAM 4M50W7D |
| | NR Band n38 Channel Bandwidth: 25MHz | DFT-PI2BPSK 22M9G7D<br>DFT-QPSK 22M8G7D<br>DFT-16QAM 22M9W7D<br>DFT-64QAM 22M9W7D<br>DFT-256QAM 22M8W7D |
| | NR Band n41 Channel Bandwidth: 10MHz | DFT-PI2BPSK 8M93G7D<br>DFT-QPSK 8M93G7D<br>DFT-16QAM 8M92W7D<br>DFT-64QAM 8M92W7D<br>DFT-256QAM 8M93W7D |
| | NR Band n41 Channel Bandwidth: 15MHz | DFT-PI2BPSK 13M4G7D<br>DFT-QPSK 13M4G7D<br>DFT-16QAM 13M4W7D<br>DFT-64QAM 13M4W7D<br>DFT-256QAM 13M4W7D |

| | | |
|---|---|---|
| EMISSION DESIGNATOR (SCS 15K) | NR Band n41 Channel Bandwidth: 20MHz | DFT-PI2BPSK 17M9G7D<br>DFT-QPSK 17M9G7D<br>DFT-16QAM 17M9W7D<br>DFT-64QAM 17M8W7D<br>DFT-256QAM 17M8W7D |
| | NR Band n41 Channel Bandwidth: 30MHz | DFT-PI2BPSK 28M6G7D<br>DFT-QPSK 28M5G7D<br>DFT-16QAM 28M5W7D<br>DFT-64QAM 28M5W7D<br>DFT-256QAM 28M5W7D |
| | NR Band n41 Channel Bandwidth: 40MHz | DFT-PI2BPSK 38M5G7D<br>DFT-QPSK 38M6G7D<br>DFT-16QAM 38M6W7D<br>DFT-64QAM 38M5W7D<br>DFT-256QAM 38M5W7D |
| | NR Band n41 Channel Bandwidth 50MHz | DFT-PI2BPSK 48M1G7D<br>DFT-QPSK 48M2G7D<br>DFT-16QAM 48M0W7D<br>DFT-64QAM 48M1W7D<br>DFT-256QAM 48M2W7D |
| | NR Band n66 Channel Bandwidth 5MHz | DFT-PI2BPSK 4M47G7D<br>DFT-QPSK 4M46G7D<br>DFT-16QAM 4M47W7D<br>DFT-64QAM 4M47W7D<br>DFT-256QAM 4M45W7D |
| | NR Band n66 Channel Bandwidth 10MHz | DFT-PI2BPSK 8M91G7D<br>DFT-QPSK 8M90G7D<br>DFT-16QAM 8M90W7D<br>DFT-64QAM 8M90W7D<br>DFT-256QAM 8M89W7D |
| | NR Band n41 Channel Bandwidth 15MHz | DFT-PI2BPSK 13M4G7D<br>DFT-QPSK 13M4G7D<br>DFT-16QAM 13M4W7D<br>DFT-64QAM 13M4W7D<br>DFT-256QAM 13M4W7D |

| | | |
|---|---|---|
| EMISSION DESIGNATOR (SCS 15K) | NR Band n66 Channel Bandwidth 20MHz | DFT-PI2BPSK 17M9G7D<br>DFT-QPSK 17M8G7D<br>DFT-16QAM 17M9W7D<br>DFT-64QAM 17M9W7D<br>DFT-256QAM 17M9W7D |
| | NR Band n66 Channel Bandwidth: 25MHz | DFT-PI2BPSK 22M9G7D<br>DFT-QPSK 22M9G7D<br>DFT-16QAM 22M8W7D<br>DFT-64QAM 22M9W7D<br>DFT-256QAM 22M9W7D |
| | NR Band n66 Channel Bandwidth: 30MHz | DFT-PI2BPSK 28M5G7D<br>DFT-QPSK 28M5G7D<br>DFT-16QAM 28M5W7D<br>DFT-64QAM 28M6W7D<br>DFT-256QAM 28M6W7D |
| | NR Band n66 Channel Bandwidth: 40MHz | DFT-PI2BPSK 38M5G7D<br>DFT-QPSK 38M4G7D<br>DFT-16QAM 38M5W7D<br>DFT-64QAM 38M4W7D<br>DFT-256QAM 38M5W7D |
| | NR Band n77(Part27Q) Channel Bandwidth: 10MHz | DFT-PI2BPSK 8M91G7D<br>DFT-QPSK 8M92G7D<br>DFT-16QAM 8M91W7D<br>DFT-64QAM 8M94W7D<br>DFT-256QAM 8M92W7D |
| | NR Band n77(Part27Q) Channel Bandwidth: 15MHz | DFT-PI2BPSK 13M4G7D<br>DFT-QPSK 13M4G7D<br>DFT-16QAM 13M4W7D<br>DFT-64QAM 13M4W7D<br>DFT-256QAM 13M4W7D |
| | NR Band n77(Part27Q) Channel Bandwidth: 20MHz | DFT-PI2BPSK 17M8G7D<br>DFT-QPSK 17M9G7D<br>DFT-16QAM 17M9W7D<br>DFT-64QAM 17M9W7D<br>DFT-256QAM 17M9W7D |
| | NR Band n77(Part27Q) Channel Bandwidth: 40MHz | DFT-PI2BPSK 38M6G7D<br>DFT-QPSK 38M5G7D<br>DFT-16QAM 38M5W7D<br>DFT-64QAM 38M5W7D<br>DFT-256QAM 38M4W7D |

| | | |
|---|---|---|
| EMISSION DESIGNATOR (SCS 15K) | NR Band n77(Part27Q) Channel Bandwidth: 50MHz | DFT-PI2BPSK 48M2G7D<br>DFT-QPSK 48M2G7D<br>DFT-16QAM 48M2W7D<br>DFT-64QAM 48M1W7D<br>DFT-256QAM 48M1W7D |
| | NR Band 77(Part27O) Channel Bandwidth: 10MHz | DFT-PI2BPSK 8M91G7D<br>DFT-QPSK 8M92G7D<br>DFT-16QAM 8M92W7D<br>DFT-64QAM 8M93W7D<br>DFT-256QAM 8M91W7D |
| | NR Band 77(Part27O) Channel Bandwidth: 15MHz | DFT-PI2BPSK 13M4G7D<br>DFT-QPSK 13M4G7D<br>DFT-16QAM 13M4W7D<br>DFT-64QAM 13M4W7D<br>DFT-256QAM 13M4W7D |
| | NR Band 77(Part27O) Channel Bandwidth: 20MHz | DFT-PI2BPSK 17M9G7D<br>DFT-QPSK 17M9G7D<br>DFT-16QAM 17M9W7D<br>DFT-64QAM 17M9W7D<br>DFT-256QAM 17M9W7D |
| | NR Band 77(Part27O) Channel Bandwidth: 40MHz | DFT-PI2BPSK 38M5G7D<br>DFT-QPSK 38M6G7D<br>DFT-16QAM 38M5W7D<br>DFT-64QAM 38M6W7D<br>DFT-256QAM 38M5W7D |
| | NR Band 77(Part27O) Channel Bandwidth: 50MHz | DFT-PI2BPSK 48M2G7D<br>DFT-QPSK 48M1G7D<br>DFT-16QAM 48M2W7D<br>DFT-64QAM 48M2W7D<br>DFT-256QAM 48M1W7D |

| | | |
|---|---|---|
| EMISSION DESIGNATOR (SCS 30K) | NR Band 2 Channel Bandwidth: 10MHz | DFT-PI2BPSK 8M68G7D<br>DFT-QPSK 8M68G7D<br>DFT-16QAM 8M69W7D<br>DFT-64QAM 8M68W7D<br>DFT-256QAM 8M67W7D |
| | NR Band 2 Channel Bandwidth: 15MHz | DFT-PI2BPSK 13M0G7D<br>DFT-QPSK 13M0G7D<br>DFT-16QAM 13M0W7D<br>DFT-64QAM 13M0W7D<br>DFT-256QAM 13M0W7D |
| | NR Band 2 Channel Bandwidth: 20MHz | DFT-PI2BPSK 18M2G7D<br>DFT-QPSK 18M1G7D<br>DFT-16QAM 18M1W7D<br>DFT-64QAM 18M1W7D<br>DFT-256QAM 18M0W7D |
| | NR Band 41 Channel Bandwidth: 10MHz | DFT-PI2BPSK 8M60G7D<br>DFT-QPSK 8M58G7D<br>DFT-16QAM 8M56W7D<br>DFT-64QAM 8M59W7D<br>DFT-256QAM 8M57W7D |
| | NR Band 41 Channel Bandwidth: 15MHz | DFT-PI2BPSK 12M8G7D<br>DFT-QPSK 12M8G7D<br>DFT-16QAM 12M8W7D<br>DFT-64QAM 12M8W7D<br>DFT-256QAM 12M8W7D |
| | NR Band 41 Channel Bandwidth: 20MHz | DFT-PI2BPSK 17M8G7D<br>DFT-QPSK 17M9G7D<br>DFT-16QAM 17M8W7D<br>DFT-64QAM 17M8W7D<br>DFT-256QAM 17M8W7D |

| | | |
|---|---|---|
| EMISSION DESIGNATOR (SCS 30K) | NR Band 41 Channel Bandwidth: 30MHz | DFT-PI2BPSK 26M8G7D<br>DFT-QPSK 26M8G7D<br>DFT-16QAM 26M8W7D<br>DFT-64QAM 26M9W7D<br>DFT-256QAM 26M8W7D |
| | NR Band 41 Channel Bandwidth: 40MHz | DFT-PI2BPSK 35M7G7D<br>DFT-QPSK 35M6G7D<br>DFT-16QAM 35M8W7D<br>DFT-64QAM 35M7W7D<br>DFT-256QAM 35M7W7D |
| | NR Band 41 Channel Bandwidth: 50MHz | DFT-PI2BPSK 45M6G7D<br>DFT-QPSK 45M6G7D<br>DFT-16QAM 45M7W7D<br>DFT-64QAM 45M6W7D<br>DFT-256QAM 45M7W7D |
| | NR Band 41 Channel Bandwidth: 60MHz | DFT-PI2BPSK 57M7G7D<br>DFT-QPSK 57M7G7D<br>DFT-16QAM 57M8W7D<br>DFT-64QAM 57M8W7D<br>DFT-256QAM 57M7W7D |
| | NR Band 41 Channel Bandwidth: 70MHz | DFT-PI2BPSK 64M2G7D<br>DFT-QPSK 64M1G7D<br>DFT-16QAM 64M2W7D<br>DFT-64QAM 64M3W7D<br>DFT-256QAM 64M2W7D |
| | NR Band41 Channel Bandwidth: 80MHz | DFT-PI2BPSK 77M1G7D<br>DFT-QPSK 76M9G7D<br>DFT-16QAM 77M0W7D<br>DFT-64QAM 76M8W7D<br>DFT-256QAM 77M0W7D |
| | NR Band 41 Channel Bandwidth: 90MHz | DFT-PI2BPSK 86M6G7D<br>DFT-QPSK 86M7G7D<br>DFT-16QAM 86M5W7D<br>DFT-64QAM 86M5W7D<br>DFT-256QAM 86M7W7D |
| | NR Band 41 Channel Bandwidth: 100MHz | DFT-PI2BPSK 96M3G7D<br>DFT-QPSK 96M1G7D<br>DFT-16QAM 96M1W7D<br>DFT-64QAM 96M1W7D<br>DFT-256QAM 96M2W7D |

| | | |
|---|---|---|
| EMISSION DESIGNATOR (SCS 30K) | NR Band 77(Part27Q) Channel Bandwidth: 10MHz | DFT-PI2BPSK 8M56G7D<br>DFT-QPSK 8M58G7D<br>DFT-16QAM 8M57W7D<br>DFT-64QAM 8M59W7D<br>DFT-256QAM 8M57W7D |
| | NR Band 77(Part27Q) Channel Bandwidth: 15MHz | DFT-PI2BPSK 12M9G7D<br>DFT-QPSK 12M8G7D<br>DFT-16QAM 12M8W7D<br>DFT-64QAM 12M9W7D<br>DFT-256QAM 12M9W7D |
| | NR Band 77(Part27Q) Channel Bandwidth: 20MHz | DFT-PI2BPSK 17M8G7D<br>DFT-QPSK 17M8G7D<br>DFT-16QAM 17M8W7D<br>DFT-64QAM 17M8W7D<br>DFT-256QAM 17M8W7D |
| | NR Band 77(Part27Q) Channel Bandwidth: 30MHz | DFT-PI2BPSK 26M8G7D<br>DFT-QPSK 26M8G7D<br>DFT-16QAM 26M8W7D<br>DFT-64QAM 26M7W7D<br>DFT-256QAM 26M7W7D |
| | NR Band 77(Part27Q) Channel Bandwidth: 40MHz | DFT-PI2BPSK 35M7G7D<br>DFT-QPSK 35M7G7D<br>DFT-16QAM 35M7W7D<br>DFT-64QAM 35M7W7D<br>DFT-256QAM 35M7W7D |
| | NR Band 77(Part27Q) Channel Bandwidth: 50MHz | DFT-PI2BPSK 45M7G7D<br>DFT-QPSK 45M6G7D<br>DFT-16QAM 45M7W7D<br>DFT-64QAM 45M6W7D<br>DFT-256QAM 45M8W7D |
| | NR Band 77(Part27Q) Channel Bandwidth: 60MHz | DFT-PI2BPSK 57M7G7D<br>DFT-QPSK 57M8G7D<br>DFT-16QAM 57M8W7D<br>DFT-64QAM 57M8W7D<br>DFT-256QAM 57M7W7D |

| | | |
|---|---|---|
| **EMISSION DESIGNATOR (SCS 30K)** | **NR Band 77(Part27Q) Channel Bandwidth: 70MHz** | DFT-PI2BPSK 64M2G7D<br>DFT-QPSK 64M1G7D<br>DFT-16QAM 64M3W7D<br>DFT-64QAM 64M3W7D<br>DFT-256QAM 64M3W7D |
| | **NR Band 77(Part27Q) Channel Bandwidth: 80MHz** | DFT-PI2BPSK 77M0G7D<br>DFT-QPSK 76M9W7D<br>DFT-16QAM 76M9W7D<br>DFT-64QAM 76M9W7D<br>DFT-256QAM 77M0W7D |
| | **NR Band 77(Part27Q) Channel Bandwidth: 90MHz** | DFT-PI2BPSK 86M5G7D<br>DFT-QPSK 86M7G7D<br>DFT-16QAM 86M5W7D<br>DFT-64QAM 86M6W7D<br>DFT-256QAM 86M6W7D |
| | **NR Band 77(Part27Q) Channel Bandwidth: 100MHz** | DFT-PI2BPSK 96M0G7D<br>DFT-QPSK 96M0G7D<br>DFT-16QAM 96M2W7D<br>DFT-64QAM 96M2W7D<br>DFT-256QAM 96M1W7D |

| | | |
|---|---|---|
| EMISSION DESIGNATOR (SCS 30K) | NR Band 77(Part27O) Channel Bandwidth: 10MHz | DFT-PI2BPSK 8M56G7D<br>DFT-QPSK 8M58G7D<br>DFT-16QAM 8M57W7D<br>DFT-64QAM 8M59W7D<br>DFT-256QAM 8M57W7D |
| | NR Band 77(Part27O) Channel Bandwidth: 15MHz | DFT-PI2BPSK 12M9G7D<br>DFT-QPSK 12M9G7D<br>DFT-16QAM 5M71W7D<br>DFT-64QAM 12M8W7D<br>DFT-256QAM 12M9W7D |
| | NR Band 77(Part27O) Channel Bandwidth: 20MHz | DFT-PI2BPSK 17M8G7D<br>DFT-QPSK 17M8G7D<br>DFT-16QAM 9M17W7D<br>DFT-64QAM 17M8W7D<br>DFT-256QAM 17M8W7D |
| | NR Band 77(Part27O) Channel Bandwidth: 30MHz | DFT-PI2BPSK 26M8G7D<br>DFT-QPSK 26M8G7D<br>DFT-16QAM 26M8W7D<br>DFT-64QAM 26M7W7D<br>DFT-256QAM 26M8W7D |
| | NR Band 77(Part27O) Channel Bandwidth: 40MHz | DFT-PI2BPSK 35M7G7D<br>DFT-QPSK 35M7G7D<br>DFT-16QAM 35M7W7D<br>DFT-64QAM 35M7W7D<br>DFT-256QAM 35M7W7D |
| | NR Band 77(Part27O) Channel Bandwidth: 50MHz | DFT-PI2BPSK 45M6G7D<br>DFT-QPSK 45M6G7D<br>DFT-16QAM 45M7W7D<br>DFT-64QAM 45M6W7D<br>DFT-256QAM 45M8W7D |
| | NR Band 77(Part27O) Channel Bandwidth: 60MHz | DFT-PI2BPSK 57M7G7D<br>DFT-QPSK 57M7G7D<br>DFT-16QAM 57M8W7D<br>DFT-64QAM 57M8W7D<br>DFT-256QAM 57M8W7D |

| | | |
|---|---|---|
| **EMISSION DESIGNATOR (SCS 30K)** | **NR Band 77(Part27O) Channel Bandwidth: 70MHz** | DFT-PI2BPSK 64M2G7D<br>DFT-QPSK 64M3G7D<br>DFT-16QAM 27M6W7D<br>DFT-64QAM 64M3W7D<br>DFT-256QAM 64M2W7D |
| | **NR Band 77(Part27O) Channel Bandwidth: 80MHz** | DFT-PI2BPSK 77M0G7D<br>DFT-QPSK 76M9G7D<br>DFT-16QAM 76M9W7D<br>DFT-64QAM 76M9W7D<br>DFT-256QAM 76M9W7D |
| | **NR Band 77(Part27O) Channel Bandwidth: 90MHz** | DFT-PI2BPSK 86M7G7D<br>DFT-QPSK 86M7G7D<br>DFT-16QAM 86M5W7D<br>DFT-64QAM 86M6W7D<br>DFT-256QAM 86M6W7D |
| | **NR Band 77(Part27O) Channel Bandwidth: 100MHz** | DFT-PI2BPSK 96M3G7D<br>DFT-QPSK 96M1G7D<br>DFT-16QAM 96M1W7D<br>DFT-64QAM 96M1W7D<br>DFT-256QAM 96M2W7D |

| | | |
|---|---|---|
| 5G SA MAX. EIRP POWER (SCS 15K) | NR Band n2 Channel Bandwidth: 5MHz | 260.62mW |
| | NR Band n2 Channel Bandwidth: 10MHz | 257.63mW |
| | NR Band n2 Channel Bandwidth: 15MHz | 261.82mW |
| | NR Band n2 Channel Bandwidth: 20MHz | 265.46mW |
| | NR Band n5 Channel Bandwidth: 5MHz | 82.79mW |
| | NR Band n5 Channel Bandwidth: 10MHz | 81.85mW |
| | NR Band n5 Channel Bandwidth: 15MHz | 82.41mW |
| | NR Band n5 Channel Bandwidth: 20MHz | 83.18mW |
| | NR Band n7 Channel Bandwidth: 5MHz | 218.78mW |
| | NR Band n7 Channel Bandwidth: 10MHz | 216.77mW |
| | NR Band n7 Channel Bandwidth: 15MHz | 217.77mW |
| | NR Band n7 Channel Bandwidth: 20MHz | 216.77mW |

| | | |
|---|---|---|
| 5G SA MAX. EIRP POWER(SCS 15K) | NR Band n7 Channel Bandwidth: 25MHz | 217.27mW |
| | NR Band n7 Channel Bandwidth: 30MHz | 217.77mW |
| | NR Band n7 Channel Bandwidth: 40MHz | 214.29mW |
| | NR Band n7 Channel Bandwidth: 50MHz | 221.31mW |
| | NR Band n12 Channel Bandwidth: 5MHz | 133.97mW |
| | NR Band n12 Channel Bandwidth: 10MHz | 135.21mW |
| | NR Band n12 Channel Bandwidth: 15MHz | 139.96mW |
| | NR Band n26Q Channel Bandwidth: 5MHz | 118.85mW |
| | NR Band n26Q Channel Bandwidth: 10MHz | 133.05mW |
| | NR Band n26H Channel Bandwidth: 5MHz | 125.03mW |
| | NR Band n26H Channel Bandwidth: 10MHz | 125.03mW |
| | NR Band n26H Channel Bandwidth: 15MHz | 123.31mW |
| | NR Band n26H Channel Bandwidth: 20MHz | 131.83mW |

| | | |
|---|---|---|
| 5G SA MAX. EIRP POWER (SCS 15K) | NR Band n38 Channel Bandwidth: 5MHz | 213.8mW |
| | NR Band n38 Channel Bandwidth: 10MHz | 215.77mW |
| | NR Band n38 Channel Bandwidth: 15MHz | 216.77mW |
| | NR Band n38 Channel Bandwidth: 20MHz | 216.27mW |
| | NR Band n38 Channel Bandwidth: 25MHz | 221.31mW |
| | NR Band n38 Channel Bandwidth: 30MHz | 215.28mW |
| | NR Band n38 Channel Bandwidth: 40MHz | 224.91mW |
| | NR Band n41 Channel Bandwidth: 10MHz | 210.38mW |
| | NR Band n41 Channel Bandwidth: 15MHz | 213.3mW |
| | NR Band n41 Channel Bandwidth: 20MHz | 215.28mW |
| | NR Band n41 Channel Bandwidth: 30MHz | 209.89mW |
| | NR Band n41 Channel Bandwidth: 40MHz | 211.35mW |

| | | |
|---|---|---|
| 5G SA MAX. EIRP POWER(SCS 15K) | NR Band n41 Channel Bandwidth: 50MHz | 216.77mW |
| | NR Band n66 Channel Bandwidth: 5MHz | 373.25mW |
| | NR Band n66 Channel Bandwidth: 10MHz | 376.7mW |
| | NR Band n66 Channel Bandwidth: 15MHz | 378.44mW |
| | NR Band n66 Channel Bandwidth: 20MHz | 382.82mW |
| | NR Band n66 Channel Bandwidth: 25MHz | 380.19mW |
| | NR Band n66 Channel Bandwidth: 30MHz | 374.97mW |
| | NR Band n66 Channel Bandwidth: 35MHz | 381.07mW |
| | NR Band n66 Channel Bandwidth: 40MHz | 386.37mW |
| | NR Band 77(Part27Q) Channel Bandwidth: 10MHz | 342.77mW |
| | NR Band 77(Part27Q) Channel Bandwidth: 15MHz | 336.51mW |
| | NR Band 77(Part27Q) Channel Bandwidth: 20MHz | 345.14mW |
| | NR Band 77(Part27Q) Channel Bandwidth: 40MHz | 345.14mW |

| | | |
|---|---|---|
| 5G SA MAX. EIRP POWER(SCS 15K) | NR Band 77(Part27Q) Channel Bandwidth: 50MHz | 355.63mW |
| | NR Band 77(Part27O) Channel Bandwidth: 10MHz | 341.98mW |
| | NR Band 77(Part27O) Channel Bandwidth: 15MHz | 344.35mW |
| | NR Band 77(Part27O) Channel Bandwidth: 20MHz | 345.94mW |
| | NR Band 77(Part27O) Channel Bandwidth: 40MHz | 349.14mW |
| | NR Band 77(Part27O) Channel Bandwidth: 50MHz | 355.63mW |
| | NR Band 78(Part27Q) Channel Bandwidth: 10MHz | 340.41mW |
| | NR Band 78(Part27Q) Channel Bandwidth: 15MHz | 342.77mW |
| | NR Band 78(Part27Q) Channel Bandwidth: 20MHz | 334.2mW |
| | NR Band 78(Part27Q) Channel Bandwidth: 40MHz | 345.94mW |
| | NR Band 78(Part27Q) Channel Bandwidth: 50MHz | 348.34mW |
| | NR Band 77(Part27Q)-HPUE Channel Bandwidth: 10MHz | 518.8mW |
| | NR Band 77(Part27Q)-HPUE Channel Bandwidth: 15MHz | 504.66mW |
| | NR Band 77(Part27Q)-HPUE Channel Bandwidth: 20MHz | 506.99mW |
| | NR Band 77(Part27Q)-HPUE Channel Bandwidth: 40MHz | 505.82mW |

| | | |
|---|---|---|
| 5G SA MAX. EIRP POWER(SCS 15K) | NR Band 77(Part27Q)-HPUE Channel Bandwidth: 50MHz | 545.76mW |
| | NR Band 77(Part27O)-HPUE Channel Bandwidth: 10MHz | 494.31mW |
| | NR Band 77(Part27O)-HPUE Channel Bandwidth: 15MHz | 528.45mW |
| | NR Band 77(Part27O)-HPUE Channel Bandwidth: 20MHz | 523.6mW |
| | NR Band 77(Part27O)-HPUE Channel Bandwidth: 40MHz | 492.04mW |
| | NR Band 77(Part27O)-HPUE Channel Bandwidth: 50MHz | 537.03mW |
| | NR Band 78(Part27Q)-HPUE Channel Bandwidth: 10MHz | 533.33mW |
| | NR Band 78(Part27Q)-HPUE Channel Bandwidth: 15MHz | 515.23mW |
| | NR Band 78(Part27Q)-HPUE Channel Bandwidth: 20MHz | 526.02mW |
| | NR Band 78(Part27Q)-HPUE Channel Bandwidth: 40MHz | 527.23mW |
| | NR Band 78(Part27Q)-HPUE Channel Bandwidth: 50MHz | 539.51mW |

| | | |
|---|---|---|
| 5G SA MAX. EIRP POWER(SCS 30K) | NR Band n2 Channel Bandwidth: 10MHz | 260.02mW |
| | NR Band n2 Channel Bandwidth: 15MHz | 262.42mW |
| | NR Band n2 Channel Bandwidth: 20MHz | 266.69mW |
| | NR Band n7 Channel Bandwidth: 10MHz | 210.86mW |
| | NR Band n7 Channel Bandwidth: 15MHz | 210.38mW |
| | NR Band n7 Channel Bandwidth: 20MHz | 212.32mW |
| | NR Band n7 Channel Bandwidth: 25MHz | 213.3mW |
| | NR Band n7 Channel Bandwidth: 30MHz | 210.86mW |
| | NR Band n7 Channel Bandwidth: 40MHz | 209.89mW |
| | NR Band n7 Channel Bandwidth: 50MHz | 219.79mW |
| | NR Band n38 Channel Bandwidth: 10MHz | 220.8mW |
| | NR Band n38 Channel Bandwidth: 15MHz | 222.33mW |
| | NR Band n38 Channel Bandwidth: 20MHz | 224.91mW |

| | | |
|---|---|---|
| 5G SA MAX. EIRP POWER(SCS 30K) | NR Band n38 Channel Bandwidth: 25MHz | 221.82mW |
| | NR Band n38 Channel Bandwidth: 30MHz | 223.87mW |
| | NR Band n38 Channel Bandwidth: 40MHz | 225.94mW |
| | NR Band n41 Channel Bandwidth: 10MHz | 213.8mW |
| | NR Band n41 Channel Bandwidth: 15MHz | 211.35mW |
| | NR Band n41 Channel Bandwidth: 20MHz | 216.27mW |
| | NR Band n41 Channel Bandwidth: 30MHz | 212.81mW |
| | NR Band n41 Channel Bandwidth: 40MHz | 218.27mW |
| | NR Band n41 Channel Bandwidth: 50MHz | 215.28mW |
| | NR Band n41 Channel Bandwidth: 60MHz | 216.77mW |
| | NR Band n41 Channel Bandwidth: 70MHz | 211.84mW |
| | NR Band n41 Channel Bandwidth: 80MHz | 217.27mW |
| | NR Band n41 Channel Bandwidth: 90MHz | 214.78mW |

| | | |
|---|---|---|
| 5G SA MAX. EIRP POWER(SCS 30K) | NR Band n41 Channel Bandwidth: 100MHz | 221.82mW |
| | NR Band n66 Channel Bandwidth: 10MHz | 364.75mW |
| | NR Band n66 Channel Bandwidth: 15MHz | 368.98mW |
| | NR Band n66 Channel Bandwidth: 20MHz | 370.68mW |
| | NR Band n66 Channel Bandwidth: 25MHz | 368.98mW |
| | NR Band n66 Channel Bandwidth: 30MHz | 371.54mW |
| | NR Band n66 Channel Bandwidth: 35MHz | 370.68mW |
| | NR Band n66 Channel Bandwidth: 40MHz | 381.94mW |
| | NR Band 77(Part27Q) Channel Bandwidth: 10MHz | 338.06mW |
| | NR Band 77(Part27Q) Channel Bandwidth: 15MHz | 334.97mW |
| | NR Band 77(Part27Q) Channel Bandwidth: 20MHz | 337.29mW |
| | NR Band 77(Part27Q) Channel Bandwidth: 40MHz | 333.43mW |
| | NR Band 77(Part27Q) Channel Bandwidth: 50MHz | 336.51mW |
| | NR Band 77(Part27Q) Channel Bandwidth: 60MHz | 335.74mW |

| | | |
|---|---|---|
| 5G SA MAX. EIRP POWER(SCS 30K) | NR Band 77(Part27Q) Channel Bandwidth: 70MHz | 337.29mW |
| | NR Band 77(Part27Q) Channel Bandwidth: 80MHz | 329.61mW |
| | NR Band 77(Part27Q) Channel Bandwidth: 90MHz | 334.97mW |
| | NR Band 77(Part27Q) Channel Bandwidth: 100MHz | 339.63mW |
| | NR Band 77(Part27O) Channel Bandwidth: 10MHz | 345.14mW |
| | NR Band 77(Part27O) Channel Bandwidth: 15MHz | 341.98mW |
| | NR Band 77(Part27O) Channel Bandwidth: 20MHz | 340.41mW |
| | NR Band 77(Part27O) Channel Bandwidth: 40MHz | 337.29mW |
| | NR Band 77(Part27O) Channel Bandwidth: 50MHz | 342.77mW |
| | NR Band 77(Part27O) Channel Bandwidth: 60MHz | 340.41mW |
| | NR Band 77(Part27O) Channel Bandwidth: 70MHz | 349.14mW |
| | NR Band 77(Part27O) Channel Bandwidth: 80MHz | 346.74mW |
| | NR Band 77(Part27O) Channel Bandwidth: 90MHz | 330.37mW |
| | NR Band 77(Part27O) Channel Bandwidth: 100MHz | 372.39mW |
| | NR Band 78(Part27Q) Channel Bandwidth: 10MHz | 305.49mW |
| | NR Band 78(Part27Q) Channel Bandwidth: 15MHz | 307.61mW |

| | | |
|---|---|---|
| 5G SA MAX. EIRP POWER(SCS 30K) | NR Band 78(Part27Q) Channel Bandwidth: 20MHz | 307.61mW |
| | NR Band 78(Part27Q) Channel Bandwidth: 40MHz | 311.17mW |
| | NR Band 78(Part27Q) Channel Bandwidth: 50MHz | 304.79mW |
| | NR Band 78(Part27Q) Channel Bandwidth: 60MHz | 306.9mW |
| | NR Band 78(Part27Q) Channel Bandwidth: 70MHz | 300.61mW |
| | NR Band 78(Part27Q) Channel Bandwidth: 80MHz | 310.46mW |
| | NR Band 78(Part27Q) Channel Bandwidth: 90MHz | 304.79mW |
| | NR Band 78(Part27Q) Channel Bandwidth: 100MHz | 313.33mW |
| | NR Band 77(Part27Q)-HPUE Channel Bandwidth: 10MHz | 583.45mW |
| | NR Band 77(Part27Q)-HPUE Channel Bandwidth: 15MHz | 587.49mW |
| | NR Band 77(Part27Q)-HPUE Channel Bandwidth: 20MHz | 592.93mW |
| | NR Band 77(Part27Q)-HPUE Channel Bandwidth: 40MHz | 578.1mW |
| | NR Band 77(Part27Q)-HPUE Channel Bandwidth: 50MHz | 591.56mW |
| | NR Band 77(Part27Q)-HPUE Channel Bandwidth: 60MHz | 594.29mW |

| | | |
|---|---|---|
| 5G SA MAX. EIRP POWER(SCS 30K) | NR Band 77(Part27Q)-HPUE Channel Bandwidth: 70MHz | 586.14mW |
| | NR Band 77(Part27Q)-HPUE Channel Bandwidth: 80MHz | 595.66mW |
| | NR Band 77(Part27Q)-HPUE Channel Bandwidth: 90MHz | 592.93mW |
| | NR Band 77(Part27Q)-HPUE Channel Bandwidth: 100MHz | 601.17mW |
| | NR Band 77(Part27O)-HPUE Channel Bandwidth: 10MHz | 579.43mW |
| | NR Band 77(Part27O)-HPUE Channel Bandwidth: 15MHz | 590.2mW |
| | NR Band 77(Part27O)-HPUE Channel Bandwidth: 20MHz | 590.2mW |
| | NR Band 77(Part27O)-HPUE Channel Bandwidth: 40MHz | 594.29mW |
| | NR Band 77(Part27O)-HPUE Channel Bandwidth: 50MHz | 601.17mW |
| | NR Band 77(Part27O)-HPUE Channel Bandwidth: 60MHz | 579.43mW |
| | NR Band 77(Part27O)-HPUE Channel Bandwidth: 70MHz | 598.41mW |
| | NR Band 77(Part27O)-HPUE Channel Bandwidth: 80MHz | 599.79mW |

| | | |
|---|---|---|
| 5G SA MAX. EIRP POWER(SCS 30K) | NR Band 77(Part27O)-HPUE Channel Bandwidth: 90MHz | 500.03mW |
| | NR Band 77(Part27O)-HPUE Channel Bandwidth: 100MHz | 610.94mW |
| | NR Band 78(Part27Q)-HPUE Channel Bandwidth: 10MHz | 554.63mW |
| | NR Band 78(Part27Q)-HPUE Channel Bandwidth: 15MHz | 555.9mW |
| | NR Band 78(Part27Q)-HPUE Channel Bandwidth: 20MHz | 548.28mW |
| | NR Band 78(Part27Q)-HPUE Channel Bandwidth: 40MHz | 545.76mW |
| | NR Band 78(Part27Q)-HPUE Channel Bandwidth: 50MHz | 553.35mW |
| | NR Band 78(Part27Q)-HPUE Channel Bandwidth: 60MHz | 552.08mW |
| | NR Band 78(Part27Q)-HPUE Channel Bandwidth: 70MHz | 555.9mW |
| | NR Band 78(Part27Q)-HPUE Channel Bandwidth: 80MHz | 557.19mW |
| | NR Band 78(Part27Q)-HPUE Channel Bandwidth: 90MHz | 554.63mW |
| | NR Band 78(Part27Q)-HPUE Channel Bandwidth: 100MHz | 561.05mW |

| | |
|---|---|
| **ANTENNA GAIN** | ANT 4(UP):<br>NR N2: 0.4dbi<br>NR N5: -5.2dbi<br>NR N7: -1.4dbi<br>NR N12: -5.6dbi<br>NR N26: -5.2dbi<br>NR N38: -1dbi<br>NR N41: -1dbi<br>NR N66: 0.3dbi<br>ANT 1(DOWN):<br>NR N2: -0.6dbi<br>NR N5: -3.4dbi<br>NR N7: -0.6dbi<br>NR N12: -3.1dbi<br>NR N26: -3.4dbi<br>NR N38: -0.6dbi<br>NR N41: -0.6dbi<br>NR N66: 1.3dbi<br>ANT 2(UP):<br>NR N77: -2dbi<br>NR N78: -2dbi<br>ANT 3(UP):<br>NR N41: -2.2dbi<br>NR N77: -1dbi<br>NR N78: -1dbi<br>ANT 5(UP):<br>NR N77: 1.2dbi<br>NR N78: 1.2dbi<br>ANT 7(UP):<br>NR N41: -0.1dbi<br>NR N77: 0.6dbi<br>NR N78: 0.6dbi |
| **ANTENNA TYPE** | PIFA Antenna |
| **HW Version** | 13510O17P |
| **SW VERSION** | Xiaomi HyperOS 1.0 |
| **IMEI** | 861781070039865 |
| **I/O PORTS** | Refer to user's manual |
| **CABLE SUPPLIED** | USB cable1: non-shielded cable, with w/o ferrite core, 1.0 meter<br>USB cable2: non-shielded cable, with w/o ferrite core, 1.0 meter |
| **EXTREME TEMPERATURE** | 0-40 ℃ |

| | |
|---|---|
| **EXTREME VOLTAGE** | 3.7V - 4.3V |

**NOTE**:

1. For a more detailed features description, please refer to the manufacturer's specifications or the user's manual.

2. EUT Function：

| MODULATION MODE | TX FUNCTION |
|---|---|
| **5G NR** | 2TX（N2/5/7/12/26/38/66） |
| | 4TX（N41/77/78） |

3. For the test results, the EUT had been tested with all conditions. But only the worst case was shown in the test report.
4. Antenna gain and EUT conducted cable loss are provided by the customer, and the laboratory will record the results based on these items that involve these two parameters.

## 2.2 CONFIGURATION OF SYSTEM UNDER TEST

### FOR RADIATION EMISSION TEST

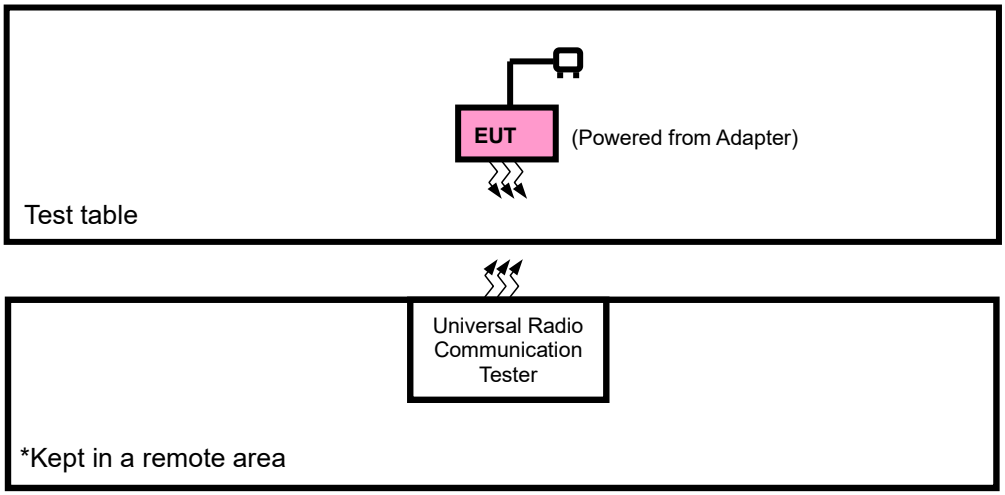


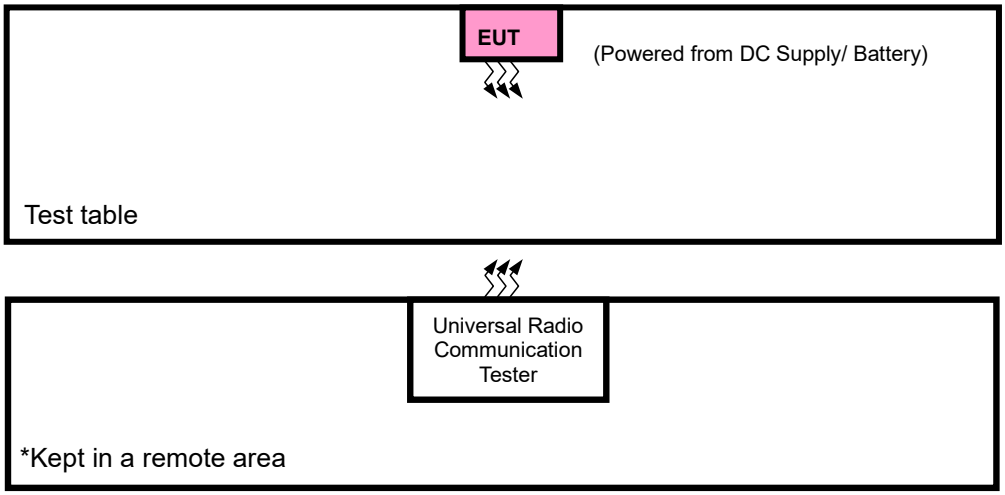

## 2.3 DESCRIPTION OF SUPPORT UNITS

The EUT has been tested as an independent unit together with other necessary accessories or support units. The following support units or accessories were used to form a representative test configuration during the tests.

| NO. | PRODUCT | BRAND | MODEL NO. | SERIAL NO. | FCC ID |
|---|---|---|---|---|---|
| 1 | DC source | LONG WEI | PS-6403D | 010934269 | N/A |

| NO. | SIGNAL CABLE DESCRIPTION OF THE ABOVE SUPPORT UNITS |
|---|---|
| 1 | DC Line: Unshielded, Detachable 1.8m |

## 2.4 TEST ITEM AND TEST CONFIGURATION

Pre-Scan has been conducted to determine the worst-case mode from all possible combinations between available modulations, data rates, XYZ axis and antenna ports The worst case was found when positioned on Y-plane for EIRP and X-axis for radiated emission. Following channel(s) was (were) selected for the final test as listed below:

| EUT CONFIGURE MODE | DESCRIPTION |
|---|---|
| A | EUT + Adapter + USB Cable with 5G NR link |
| B | EUT + DC Supply with 5G NR link |

## 5G NR n2 MODE(15K)

| EUT CONFIGURE MODE | TEST ITEM | AVAILABLE CP-OFDM CHANNEL | AVAILABLE DFT-S-OFDM CHANNEL | TESTED CHANNEL | CHANNEL BANDWIDTH | MODULATION | MODE(DFT-S-OFDM) (INCLUDE CP-OFDM) |
|---|---|---|---|---|---|---|---|
| A | EIRP | 370500 to 381500 | 370500 to 381500 | Low, Middle, High | 5MHz | QPSK | 1RB/ 0RB Offset |
| | | 371000 to 381000 | 371000 to 381000 | Low, Middle, High | 10MHz | QPSK | 1RB/ 0RB Offset |
| | | 371500 to 380500 | 371500 to 380500 | Low, Middle, High | 15MHz | QPSK | 1RB/ 0RB Offset |
| | | 372000 to 380000 | 372000 to 380000 | Low, Middle, High | 20MHz | Pi/2BPSK,QPSK,16QAM, 64QAM, 256QAM | 1RB/ 0RB Offset |
| B | FREQUENCY STABILITY | 372000 to 380000 | 372000 to 380000 | Low, Middle, High | 20MHz | QPSK | Outer_ Full |
| A | PEAK TO AVERAGE RATIO | 372000 to 380000 | 372000 to 380000 | Low, Middle, High | 20MHz | QPSK | 1RB/ 0RB Offset |
| | | | | | | | Outer_ Full |
| A | OCCUPIED BANDWIDTH | 370500 to 381500 | 370500 to 381500 | Middle | 5MHz | Pi/2BPSK,QPSK,16QAM, 64QAM, 256QAM | Outer_ Full |
| | | 371000 to 381000 | 371000 to 381000 | Middle | 10MHz | Pi/2BPSK,QPSK,16QAM, 64QAM, 256QAM | Outer_ Full |
| | | 371500 to 380500 | 371500 to 380500 | Middle | 15MHz | Pi/2BPSK,QPSK,16QAM, 64QAM, 256QAM | Outer_ Full |
| | | 372000 to 380000 | 372000 to 380000 | Middle | 20MHz | Pi/2BPSK,QPSK,16QAM, 64QAM, 256QAM | Outer_ Full |
| A | BAND EDGE | 370500 to 381500 | 370500 to 381500 | Low | 5MHz | QPSK | 1RB/ 0RB Offset |
| | | | | | | | Outer_ Full |
| | | | | High | 5MHz | QPSK | 1RB/ 24 RB Offset |
| | | | | | | | Outer_ Full |
| | | 371000 to 381000 | 371000 to 381000 | Low | 10MHz | QPSK | 1RB/ 0RB Offset |
| | | | | | | | Outer_ Full |
| | | | | High | 10MHz | QPSK | 1RB/ 105 RB Offset |
| | | | | | | | Outer_ Full |
| | | 372000 to 380000 | 372000 to 380000 | Low | 20MHz | QPSK | 1RB/ 0RB Offset |
| | | | | | | | Outer_ Full |
| | | | | High | 20MHz | QPSK | 1RB/ 215 RB Offset |
| | | | | | | | Outer_ Full |
| A | CONDUCTED EMISSION | 370500 to 381500 | 370500 to 381500 | Low, Middle, High | 5MHz | QPSK | 1RB/ 0RB Offset |
| | | 371000 to 381000 | 371000 to 381000 | Low, Middle, High | 10MHz | QPSK | 1RB/ 0RB Offset |
| | | 371500 to 380500 | 371500 to 380500 | Low, Middle, High | 15MHz | QPSK | 1RB/ 0RB Offset |

| | | | | | | | |
|---|---|---|---|---|---|---|---|
| | | 372000 to 380000 | 372000 to 380000 | Low, Middle, High | 20MHz | QPSK | 1RB/ 0RB Offset |
| A | RADIATED EMISSION | 370500 to 381500 | 370500 to 381500 | Middle | 5MHz | QPSK | 1RB/ 0RB Offset |
| | | 371000 to 381000 | 371000 to 381000 | Middle | 10MHz | QPSK | 1RB/ 0RB Offset |
| | | 371500 to 380500 | 371500 to 380500 | Middle | 15MHz | QPSK | 1RB/ 0RB Offset |
| | | 372000 to 380000 | 372000 to 380000 | Low, Middle, High | 20MHz | QPSK | 1RB/ 0RB Offset |

**Note: 1**.This device was tested under all bandwidths, RB configurations and modulations. The worst case was found in QPSK modulation.

2. The EIRP calculate presented in the report from worst SA n2.

**5G NR n2 MODE(30K)**

| EUT CONFIGURE MODE | TEST ITEM | AVAILABLE CP-OFDM CHANNEL | AVAILABLE DFT-S-OFDM CHANNEL | TESTED CHANNEL | CHANNEL BANDWIDTH | MODULATION | MODE(DFT-S-OFDM) (INCLUDE CP-OFDM) |
|---|---|---|---|---|---|---|---|
| A | EIRP | 371000 to 381000 | 371000 to 381000 | Low, Middle, High | 10MHz | QPSK | 1RB/ 0RB Offset |
| | | 371500 to 380500 | 371500 to 380500 | Low, Middle, High | 15MHz | QPSK | 1RB/ 0RB Offset |
| | | 372000 to 380000 | 372000 to 380000 | Low, Middle, High | 20MHz | Pi/2BPSK,QPSK,16QAM, 64QAM, 256QAM | 1RB/ 0RB Offset |
| B | FREQUENCY STABILITY | 372000 to 380000 | 372000 to 380000 | Low, Middle, High | 20MHz | QPSK | Outer_ Full |
| A | PEAK TO AVERAGE RATIO | 372000 to 380000 | 372000 to 380000 | Low, Middle, High | 20MHz | QPSK | 1RB/ 0RB Offset |
| | | | | | | | Outer_ Full |
| A | OCCUPIED BANDWIDTH | 371000 to 381000 | 371000 to 381000 | Middle | 10MH | Pi/2BPSK,QPSK,16QAM, 64QAM, 256QAM | Outer_ Full |
| | | 371500 to 380500 | 371500 to 380500 | Middle | 15MHz | Pi/2BPSK,QPSK,16QAM, 64QAM, 256QAM | Outer_ Full |
| | | 372000 to 380000 | 372000 to 380000 | Middle | 20MHz | Pi/2BPSK,QPSK,16QAM, 64QAM, 256QAM | Outer_ Full |
| A | BAND EDGE | 371000 to 381000 | 371000 to 381000 | Low | 10MHz | QPSK | 1RB/ 0RB Offset |
| | | | | | | | Outer_ Full |
| | | | | High | 10MHz | QPSK | 1RB/ 24 RB Offset |
| | | | | | | | Outer_ Full |
| | | 371500 to 380500 | 371500 to 380500 | Low | 15MHz | QPSK | 1RB/ 0RB Offset |
| | | | | | | | Outer_ Full |
| | | | | High | 15MHz | QPSK | 1RB/ 105 RB Offset |
| | | | | | | | Outer_ Full |
| | | 372000 to 380000 | 372000 to 380000 | Low | 20MHz | QPSK | 1RB/ 0RB Offset |
| | | | | | | | Outer_ Full |
| | | | | High | 20MHz | QPSK | 1RB/ 215 RB Offset |
| | | | | | | | Outer_ Full |

| | | | | | | | |
|---|---|---|---|---|---|---|---|
| A | CONDUCTED EMISSION | 371000 to 381000 | 371000 to 381000 | Low, Middle, High | 10MHz | QPSK | 1RB/ 0RB Offset |
| | | 371500 to 380500 | 371500 to 380500 | Low, Middle, High | 15MHz | QPSK | 1RB/ 0RB Offset |
| | | 372000 to 380000 | 372000 to 380000 | Low, Middle, High | 20MHz | QPSK | 1RB/ 0RB Offset |

**Note: 1**.This device was tested under all bandwidths, RB configurations and modulations. The worst case was found in QPSK modulation.

2. The EIRP calculate presented in the report from worst SA n2.

**5G NR n5 MODE(15K)**

| EUT CONFIGURE MODE | TEST ITEM | AVAILABLE CP-OFDM CHANNEL | AVAILABLE DFT-S-OFDM CHANNEL | TESTED CHANNEL | CHANNEL BANDWIDTH | MODULATION | MODE(DFT-S-OFDM) (INCLUDE CP-OFDM) |
|---|---|---|---|---|---|---|---|
| A | ERP | 165300 to 169300 | 165300 to 169300 | Low, Middle, High | 5MHz | QPSK | 1RB/ 0RB Offset |
| | | 165800 to 168800 | 165800 to 168800 | Low, Middle, High | 10MHz | QPSK | 1RB/ 0RB Offset |
| | | 166300 to 168300 | 166300 to 168300 | Low, Middle, High | 15MHz | QPSK | 1RB/ 0RB Offset |
| | | 166800 to 167800 | 166800 to 167800 | Low, Middle, High | 20MHz | Pi/2BPSK,QPSK,16QAM, 64QAM, 256QAM | 1RB/ 0RB Offset |
| A | RADIATED EMISSION | 165300 to 169300 | 165300 to 169300 | Middle | 5MHz | QPSK | 1RB/ 0RB Offset |
| | | 165800 to 168800 | 165800 to 168800 | Low, Middle, High | 10MHz | QPSK | 1RB/ 0RB Offset |
| | | 166300 to 168300 | 166300 to 168300 | Middle | 15MHz | QPSK | 1RB/ 0RB Offset |
| | | 166800 to 167800 | 166800 to 167800 | Middle, | 20MHz | QPSK | 1RB/ 0RB Offset |

**Note:** 1.This device was tested under all bandwidths, RB configurations and modulations. The worst case was found in QPSK modulation.

2. The test data presented in the report from worst SA _n5.

3. SA n5 are covered by SA n26H, Because it is a subset of SA n26H with the same output power and supported bandwidths, So the conducted test data and RSE test data please refer to SA n26H.

## 5G NR n7 MODE(15K)

| EUT CONFIGURE MODE | TEST ITEM | AVAILABLE CP-OFDM CHANNEL | AVAILABLE DFT-S-OFDM CHANNEL | TESTED CHANNEL | CHANNEL BANDWIDTH | MODULATION | MODE(DFT-S-OFDM) (INCLUDE CP-OFDM) |
|---|---|---|---|---|---|---|---|
| A | ERP | 500500 to 513500 | 500500 to 513500 | Low, Middle, High | 5MHz | QPSK | 1RB/ 0RB Offset |
| | | 501000 to 513000 | 501000 to 513000 | Low, Middle, High | 10MHz | QPSK | 1RB/ 0RB Offset |
| | | 501500 to 512500 | 501500 to 512500 | Low, Middle, High | 15MHz | QPSK | 1RB/ 0RB Offset |
| | | 502000 to 512000 | 502000 to 512000 | Low, Middle, High | 20MHz | QPSK | 1RB/ 0RB Offset |
| | | 502500 to 511500 | 502500 to 511500 | Low, Middle, High | 25MHz | QPSK | 1RB/ 0RB Offset |
| | | 503000 to 511000 | 503000 to 511000 | Low, Middle, High | 30MHz | QPSK | 1RB/ 0RB Offset |
| | | 503500 to 510500 | 503500 to 510500 | Low, Middle, High | 40MHz | QPSK | 1RB/ 0RB Offset |
| | | 505000 to 509000 | 505000 to 509000 | Low, Middle, High | 50MHz | Pi/2BPSK,QPSK,16QAM, 64QAM, 256QAM | 1RB/ 0RB Offset |
| B | FREQUENCY STABILITY | 502000 to 512000 | 502000 to 512000 | Low, Middle, High | 20MHz | QPSK | Outer_ Full |
| A | PEAK TO AVERAGE RATIO | 502000 to 512000 | 502000 to 512000 | Low, Middle, High | 20MHz | QPSK | 1RB/ 0RB Offset |
| | | | | | | | Outer_ Full |
| A | OCCUPIED BANDWIDTH | 500500 to 513500 | 500500 to 513500 | Middle | 5MHz | Pi/2BPSK,QPSK,16QAM, 64QAM, 256QAM | Outer_ Full |
| | | 501000 to 513000 | 501000 to 513000 | Middle | 10MHz | Pi/2BPSK,QPSK,16QAM, 64QAM, 256QAM | Outer_ Full |
| | | 501500 to 512500 | 501500 to 512500 | Middle | 15MHz | Pi/2BPSK,QPSK,16QAM, 64QAM, 256QAM | Outer_ Full |
| | | 502000 to 512000 | 502000 to 512000 | Middle | 20MHz | Pi/2BPSK,QPSK, 16QAM, 64QAM, 256QAM | Outer_ Full |
| | | 502500 to 511500 | 502500 to 511500 | Middle | 25MHz | Pi/2BPSK,QPSK, 16QAM, 64QAM, 256QAM | Outer_ Full |
| | | 503000 to 511000 | 503000 to 511000 | Middle | 30MHz | Pi/2BPSK,QPSK, 16QAM, 64QAM, 256QAM | Outer_ Full |
| | | 503500 to 510500 | 503500 to 510500 | Middle | 40MHz | Pi/2BPSK,QPSK, 16QAM, 64QAM, 256QAM | Outer_ Full |
| | | 505000 to 509000 | 505000 to 509000 | Middle | 50MHz | Pi/2BPSK,QPSK, 16QAM, 64QAM, 256QAM | Outer_ Full |
| A | BAND EDGE | 500500 to 513500 | 500500 to 513500 | Low | 5MHz | QPSK | 1RB/ 0RB Offset |
| | | | | | | | Outer_ Full |
| | | | | High | 5MHz | QPSK | 1RB/ 24RB Offset |
| | | | | | | | Outer_ Full |
| | | 502500 to 511500 | 502500 to 511500 | Low | 25MHz | QPSK | 1RB/ 0RB Offset |
| | | | | | | | Outer_ Full |
| | | | | High | 25MHz | QPSK | 1RB/ 105RB Offset |
| | | | | | | | Outer_ Full |

| | | | | | | | |
|---|---|---|---|---|---|---|---|
| | | 505000 to 509000 | 505000 to 509000 | Low | 50MHz | QPSK | 1RB/ 0RB Offset |
| | | | | | | | Outer_ Full |
| | | | | High | 50MHz | QPSK | 1RB/ 215RB Offset |
| | | | | | | | Outer_ Full |
| A | CONDUCTED EMISSION | 500500 to 513500 | 500500 to 513500 | Low, Middle, High | 5MHz | QPSK | 1RB/ 0RB Offset |
| | | 502500 to 511500 | 502500 to 511500 | Low, Middle, High | 25MHz | QPSK | 1RB/ 0RB Offset |
| | | 505000 to 509000 | 505000 to 509000 | Low, Middle, High | 50MHz | QPSK | 1RB/ 0RB Offset |
| A | RADIATED EMISSION | 500500 to 513500 | 500500 to 513500 | Middle | 5MHz | QPSK | 1RB/ 0RB Offset |
| | | 501000 to 513000 | 501000 to 513000 | Middle | 10MHz | QPSK | 1RB/ 0RB Offset |
| | | 501500 to 512500 | 501500 to 512500 | Middle | 15MHz | QPSK | 1RB/ 0RB Offset |
| | | 502000 to 512000 | 502000 to 512000 | Middle | 20MHz | QPSK | 1RB/ 0RB Offset |
| | | 502500 to 511500 | 502500 to 511500 | Middle | 25MHz | QPSK | 1RB/ 0RB Offset |
| | | 503000 to 511000 | 503000 to 511000 | Middle | 30MHz | QPSK | 1RB/ 0RB Offset |
| | | 503500 to 510500 | 503500 to 510500 | Middle | 40MHz | QPSK | 1RB/ 0RB Offset |
| | | 505000 to 509000 | 505000 to 509000 | Low, Middle, High | 50MHz | QPSK | 1RB/ 0RB Offset |

**Note:** 1.This device was tested under all bandwidths, RB configurations and modulations. The worst case was found in QPSK modulation.

2. The test data presented in the report from worst SA _n7.

**5G NR n7 MODE(30K)**

| EUT CONFIGURE MODE | TEST ITEM | AVAILABLE CP-OFDM CHANNEL | AVAILABLE DFT-S-OFDM CHANNEL | TESTED CHANNEL | CHANNEL BANDWIDTH | MODULATION | MODE(DFT-S-OFDM) (INCLUDE CP-OFDM) |
|---|---|---|---|---|---|---|---|
| A | ERP | 501000 to 513000 | 501000 to 513000 | Low, Middle, High | 10MHz | QPSK | 1RB/ 0RB Offset |
| | | 501500 to 512500 | 501500 to 512500 | Low, Middle, High | 15MHz | QPSK | 1RB/ 0RB Offset |
| | | 502000 to 512000 | 502000 to 512000 | Low, Middle, High | 20MHz | QPSK | 1RB/ 0RB Offset |
| | | 502500 to 511500 | 502500 to 511500 | Low, Middle, High | 25MHz | QPSK | 1RB/ 0RB Offset |
| | | 503000 to 511000 | 503000 to 511000 | Low, Middle, High | 30MHz | QPSK | 1RB/ 0RB Offset |
| | | 503500 to 510500 | 503500 to 510500 | Low, Middle, High | 40MHz | QPSK | 1RB/ 0RB Offset |
| | | 505000 to 509000 | 505000 to 509000 | Low, Middle, High | 50MHz | Pi/2BPSK,QPSK,16QAM, 64QAM, 256QAM | 1RB/ 0RB Offset |

## 5G NR n12 MODE(15K)

| EUT CONFIGURE MODE | TEST ITEM | AVAILABLE CP-OFDM CHANNEL | AVAILABLE DFT-S-OFDM CHANNEL | TESTED CHANNEL | CHANNEL BANDWIDTH | MODULATION | MODE(DFT-S-OFDM) (INCLUDE CP-OFDM) |
|---|---|---|---|---|---|---|---|
| A | ERP | 140300 to 142700 | 140300 to 142700 | Low, Middle, High | 5MHz | QPSK | 1RB/ 0RB Offset |
| | | 140800 to 142200 | 140800 to 142200 | Low, Middle, High | 10MHz | QPSK | 1RB/ 0RB Offset |
| | | 141300 to 141700 | 141300 to 141700 | Low, Middle, High | 15MHz | Pi/2BPSK,QPSK,16QAM, 64QAM, 256QAM | 1RB/ 0RB Offset |
| B | FREQUENCY STABILITY | 141300 to 141700 | 141300 to 141700 | Low, Middle, High | 15MHz | QPSK | Outer_ Full |
| A | PEAK TO AVERAGE RATIO | 141300 to 141700 | 141300 to 141700 | Low, Middle, High | 15MHz | QPSK | 1RB/ 0RB Offset |
| | | | | | | | Outer_ Full |
| A | OCCUPIED BANDWIDTH | 140300 to 142700 | 140300 to 142700 | Middle | 5MHz | Pi/2BPSK,QPSK,16QAM, 64QAM, 256QAM | Outer_ Full |
| | | 140800 to 142200 | 140800 to 142200 | Middle | 10MHz | Pi/2BPSK,QPSK,16QAM, 64QAM, 256QAM | Outer_ Full |
| | | 141300 to 141700 | 141300 to 141700 | Middle | 15MHz | Pi/2BPSK,QPSK,16QAM, 64QAM, 256QAM | Outer_ Full |
| A | BAND EDGE | 140300 to 142700 | 140300 to 142700 | Low | 5MHz | Pi/2BPSK,QPSK,16QAM, 64QAM, 256QAM | 1RB/ 0RB Offset |
| | | | | | | | Outer_ Full |
| | | | | High | 5MHz | Pi/2BPSK,QPSK,16QAM, 64QAM, 256QAM | 1RB/ 24RB Offset |
| | | | | | | | Outer_ Full |
| | | 140800 to 142200 | 140800 to 142200 | Low | 10MHz | Pi/2BPSK,QPSK,16QAM, 64QAM, 256QAM | 1RB/ 0RB Offset |
| | | | | | | | Outer_ Full |
| | | | | High | 10MHz | Pi/2BPSK,QPSK,16QAM, 64QAM, 256QAM | 1RB/ 51RB Offset |
| | | | | | | | Outer_ Full |
| | | 141300 to 141700 | 141300 to 141700 | Low | 15MHz | Pi/2BPSK,QPSK,16QAM, 64QAM, 256QAM | 1RB/ 0RB Offset |
| | | | | | | | Outer_ Full |
| | | | | High | 15MHz | Pi/2BPSK,QPSK,16QAM, 64QAM, 256QAM | 1RB/ 78RB Offset |
| | | | | | | | Outer_ Full |
| A | CONDUCTED EMISSION | 140300 to 142700 | 140300 to 142700 | Low, Middle, High | 5MHz | QPSK | 1RB/ 0RB Offset |
| | | 140800 to 142200 | 140800 to 142200 | Low, Middle, High | 10MHz | QPSK | 1RB/ 0RB Offset |
| | | 141300 to 141700 | 141300 to 141700 | Low, Middle, High | 15MHz | QPSK | 1RB/ 0RB Offset |

| | | | | | | | |
|---|---|---|---|---|---|---|---|
| A | RADIATED EMISSION | 140300 to 142700 | 140300 to 142700 | Middle | 5MHz | QPSK | 1RB/ 0RB Offset |
| | | 140800 to 142200 | 140800 to 142200 | Middle | 10MHz | QPSK | 1RB/ 0RB Offset |
| | | 141300 to 141700 | 141300 to 141700 | Low, Middle, High | 15MHz | QPSK | 1RB/ 0RB Offset |

**Note:** 1.This device was tested under all bandwidths, RB configurations and modulations. The worst case was found in QPSK modulation.

2. The test data presented in the report from worst SA _n12.

**5G NR n26 MODE Part22(15K)**

| EUT CONFIGURE MODE | TEST ITEM | AVAILABLE CP-OFDM CHANNEL | AVAILABLE DFT-S-OFDM CHANNEL | TESTED CHANNEL | CHANNEL BANDWIDTH | MODULATION | MODE(DFT-S-OFDM) (INCLUDE CP-OFDM) |
|---|---|---|---|---|---|---|---|
| A | ERP | 165300 to 169300 | 165300 to 169300 | Low, Middle, High | 5MHz | QPSK | 1RB/ 0RB Offset |
| | | 165800 to 168800 | 165800 to 168800 | Low, Middle, High | 10MHz | QPSK | 1RB/ 0RB Offset |
| | | 166300 to 168300 | 166300 to 168300 | Low, Middle, High | 15MHz | QPSK | 1RB/ 0RB Offset |
| | | 166800 to 167800 | 166800 to 167800 | Low, Middle, High | 20MHz | Pi/2BPSK,QPSK,16QAM, 64QAM, 256QAM | 1RB/ 0RB Offset |
| B | FREQUENCY STABILITY | 166800 to 167800 | 166800 to 167800 | Low, Middle, High | 20MHz | QPSK | Outer_ Full |
| A | PEAK TO AVERAGE RATIO | 166800 to 167800 | 166800 to 167800 | Low, Middle, High | 20MHz | QPSK | 1RB/ 0RB Offset |
| | | | | | | | Outer_ Full |
| A | OCCUPIED BANDWIDTH | 165300 to 169300 | 165300 to 169300 | Middle | 5MHz | Pi/2BPSK,QPSK,16QAM, 64QAM, 256QAM | Outer_ Full |
| | | 165800 to 168800 | 165800 to 168800 | Middle | 10MHz | Pi/2BPSK,QPSK,16QAM, 64QAM, 256QAM | Outer_ Full |
| | | 166300 to 168300 | 166300 to 168300 | Middle | 15MHz | Pi/2BPSK,QPSK,16QAM, 64QAM, 256QAM | Outer_ Full |
| | | 166800 to 167800 | 166800 to 167800 | Middle | 20MHz | Pi/2BPSK,QPSK,16QAM, 64QAM, 256QAM | Outer_ Full |
| A | BAND EDGE | 165300 to 169300 | 165300 to 169300 | Low | 5MHz | QPSK | 1RB/ 0RB Offset |
| | | | | | | | Outer_ Full |
| | | | | High | 5MHz | QPSK | 1RB/ 24RB Offset |
| | | | | | | | Outer_ Full |
| | | 165800 to 168800 | 165800 to 168800 | Low | 10MHz | QPSK | 1RB/ 0RB Offset |
| | | | | High | 10MHz | QPSK | 1RB/ 78RB Offset |
| | | | | | | | Outer_ Full |

| | | | | | | | |
|---|---|---|---|---|---|---|---|
| | | 166800 to 167800 | 166800 to 167800 | Low | 20MHz | QPSK | 1RB/ 0RB Offset |
| | | | | | | | 1RB/ 78RB Offset |
| | | | | High | 20MHz | QPSK | Outer_ Full |
| | | | | | | | 1RB/ 0RB Offset |
| A | CONDUCTED EMISSION | 165300 to 169300 | 165300 to 169300 | Low, Middle, High | 5MHz | QPSK | 1RB/ 0RB Offset |
| | | 165800 to 168800 | 165800 to 168800 | Low, Middle, High | 10MHz | QPSK | 1RB/ 0RB Offset |
| | | 166800 to 167800 | 166800 to 167800 | Low, Middle, High | 20MHz | QPSK | 1RB/ 0RB Offset |
| A | RADIATED EMISSION | 165300 to 169300 | 165300 to 169300 | Middle | 5MHz | QPSK | 1RB/ 0RB Offset |
| | | 165800 to 168800 | 165800 to 168800 | Low, Middle, High | 10MHz | QPSK | 1RB/ 0RB Offset |
| | | 166300 to 168300 | 166300 to 168300 | Middle | 15MHz | QPSK | 1RB/ 0RB Offset |
| | | 166800 to 167800 | 166800 to 167800 | Middle | 20MHz | QPSK | 1RB/ 0RB Offset |

**Note:** This device was tested under all bandwidths, RB configurations and modulations. The worst case was found in QPSK modulation.

**5G NR n26 MODE Part90(15K)**

| EUT CONFIGURE MODE | TEST ITEM | AVAILABLE CP-OFDM CHANNEL | AVAILABLE DFT-S-OFDM CHANNEL | TESTED CHANNEL | CHANNEL BANDWIDTH | MODULATION | MODE(DFT-S-OFDM) (INCLUDE CP-OFDM) |
|---|---|---|---|---|---|---|---|
| A | ERP | 163300 to 164300 | 163300 to 164300 | Low, Middle, High | 5MHz | QPSK | 1RB/ 0RB Offset |
| | | 163800 | 163800 | Middle | 10MHz | Pi/2BPSK,QPSK,16QAM, 64QAM, 256QAM | 1RB/ 0RB Offset |
| B | FREQUENCY STABILITY | 163300 to 164300 | 163300 to 164300 | Low, Middle, High | 5MHz | QPSK | Outer_ Full |
| A | PEAK TO AVERAGE RATIO | 163300 to 164300 | 163300 to 164300 | Low, Middle, High | 5MHz | QPSK | 1RB/ 0RB Offset |
| | | | | | | | Outer_ Full |
| A | OCCUPIED BANDWIDTH | 163300 to 164300 | 163300 to 164300 | Middle | 5MHz | Pi/2BPSK,QPSK,16QAM, 64QAM, 256QAM | Outer_ Full |
| | | 163800 | 163800 | Middle | 10MHz | Pi/2BPSK,QPSK,16QAM, 64QAM, 256QAM | Outer_ Full |
| A | BAND EDGE | 163300 to 164300 | 163300 to 164300 | Low | 5MHz | QPSK | 1RB/ 0RB Offset |
| | | | | | | | Outer_ Full |
| | | | | High | 5MHz | QPSK | 1RB/ 24RB Offset |
| | | | | | | | Outer_ Full |
| | | 163800 | 163800 | Middle | 10MHz | QPSK | 1RB/ 0RB Offset |
| | | | | Middle | 10MHz | QPSK | 1RB/ 78RB Offset |
| | | | | | | | Outer_ Full |
| A | CONDUCTED EMISSION | 163300 to 164300 | 163300 to 164300 | Low, Middle, High | 5MHz | QPSK | 1RB/ 0RB Offset |
| | | 163800 | 163800 | Middle | 10MHz | QPSK | 1RB/ 0RB Offset |
| A | RADIATED EMISSION | 163300 to 164300 | 163300 to 164300 | Low, Middle, High | 5MHz | QPSK | 1RB/ 0RB Offset |
| | | 163800 | 163800 | Middle | 10MHz | QPSK | 1RB/ 0RB Offset |

**Note:** This device was tested under all bandwidths, RB configurations and modulations. The worst case was found in QPSK modulation.

**5G NR n38 MODE(15K)**

| EUT CONFIGURE MODE | TEST ITEM | AVAILABLE CP-OFDM CHANNEL | AVAILABLE DFT-S-OFDM CHANNEL | TESTED CHANNEL | CHANNEL BANDWIDTH | MODULATION | MODE(DFT-S-OFDM) (INCLUDE CP-OFDM) |
|---|---|---|---|---|---|---|---|
| A | ERP | 514500 to 523500 | 514500 to 523500 | Low, Middle, High | 5MHz | QPSK | 1RB/ 0RB Offset |
| | | 515000 to 523000 | 515000 to 523000 | Low, Middle, High | 10MHz | QPSK | 1RB/ 0RB Offset |
| | | 515500 to 522500 | 515500 to 522500 | Low, Middle, High | 15MHz | QPSK | 1RB/ 0RB Offset |
| | | 516000 to 522000 | 516000 to 522000 | Low, Middle, High | 20MHz | QPSK | 1RB/ 0RB Offset |
| | | 516500 to 521500 | 516500 to 521500 | Low, Middle, High | 25MHz | QPSK | 1RB/ 0RB Offset |
| | | 517000 to 521000 | 517000 to 521000 | Low, Middle, High | 30MHz | QPSK | 1RB/ 0RB Offset |
| | | 518000 to 520000 | 518000 to 520000 | Low, Middle, High | 40MHz | Pi/2BPSK,QPSK,16QAM, 64QAM, 256QAM | 1RB/ 0RB Offset |
| A | OCCUPIED BANDWIDTH | 514500 to 523500 | 514500 to 523500 | Middle | 5MHz | Pi/2BPSK,QPSK,16QAM, 64QAM, 256QAM | Outer_ Full |
| | | 516500 to 521500 | 516500 to 521500 | Middle | 25MHz | Pi/2BPSK,QPSK,16QAM, 64QAM, 256QAM | Outer_ Full |
| A | RADIATED EMISSION | 514500 to 523500 | 514500 to 523500 | Middle | 5MHz | QPSK | 1RB/ 0RB Offset |
| | | 516500 to 521500 | 516500 to 521500 | Low, Middle, High | 25MHz | QPSK | 1RB/ 0RB Offset |

**Note:** 1.This device was tested under all bandwidths, RB configurations and modulations. The worst case was found in QPSK modulation.

2. The EIRP calculate presented in the report from worst SA n38.

3. SA n38 are covered by SA n41, because it is a subset of SA n41 with the same output power and supported bandwidths, except for 5MHz and 25MHz bandwidth, other conducted test data and RSE test data please refer to SA n41.

**5G NR n38 MODE(30K)**

| EUT CONFIGURE MODE | TEST ITEM | AVAILABLE CP-OFDM CHANNEL | AVAILABLE DFT-S-OFDM CHANNEL | TESTED CHANNEL | CHANNEL BANDWIDTH | MODULATION | MODE(DFT-S-OFDM) (INCLUDE CP-OFDM) |
|---|---|---|---|---|---|---|---|
| A | ERP | 515000 to 523000 | 515000 to 523000 | Low, Middle, High | 10MHz | QPSK | 1RB/ 0RB Offset |
| | | 515500 to 522500 | 515500 to 522500 | Low, Middle, High | 15MHz | QPSK | 1RB/ 0RB Offset |
| | | 516000 to 522000 | 516000 to 522000 | Low, Middle, High | 20MHz | QPSK | 1RB/ 0RB Offset |
| | | 516500 to 521500 | 516500 to 521500 | Low, Middle, High | 25MHz | QPSK | 1RB/ 0RB Offset |
| | | 517000 to 521000 | 517000 to 521000 | Low, Middle, High | 30MHz | QPSK | 1RB/ 0RB Offset |
| | | 518000 to 520000 | 518000 to 520000 | Low, Middle, High | 40MHz | Pi/2BPSK,QPSK,16QAM, 64QAM, 256QAM | 1RB/ 0RB Offset |

**Note:** 1.This device was tested under all bandwidths, RB configurations and modulations. The worst case was found in QPSK modulation.

2. The EIRP calculate presented in the report from worst SA n38.

3. SA n38 are covered by SA n41, Because it is a subset of SA n41 with the same output power and supported bandwidths, So the conducted test data and RSE test data please refer to SA n41.

## 5G NR n41 MODE(15K)

| EUT CONFIGURE MODE | TEST ITEM | AVAILABLE CP-OFDM CHANNEL | AVAILABLE DFT-S-OFDM CHANNEL | TESTED CHANNEL | CHANNEL BANDWIDTH | MODULATION | MODE(DFT-S-OFDM) (INCLUDE CP-OFDM) |
|---|---|---|---|---|---|---|---|
| A | EIRP | 500202 to 537000 | 500202 to 537000 | Low, Middle, High | 10MHz | QPSK, | 1RB/ 0RB Offset |
| | | 500700 to 536499 | 500700 to 536499 | Low, Middle, High | 15MHz | QPSK | 1RB/ 0RB Offset |
| | | 501201 to 535998 | 501201 to 535998 | Low, Middle, High | 20MHz | QPSK | 1RB/ 0RB Offset |
| | | 502200 to 534999 | 502200 to 534999 | Low, Middle, High | 30MHz | QPSK | 1RB/ 0RB Offset |
| | | 503202 to 534000 | 503202 to 534000 | Low, Middle, High | 40MHz | QPSK | 1RB/ 0RB Offset |
| | | 504201 to 532998 | 504201 to 532998 | Low, Middle, High | 50MHz | QPSK | 1RB/ 0RB Offset |
| A | FREQUENCY STABILITY | 501201 to 535998 | 501201 to 535998 | Low, Middle, High | 20MHz | QPSK | Outer_ Full |
| A | PEAK TO AVERAGE RATIO | 501201 to 535998 | 501201 to 535998 | Low, Middle, High | 20MHz | QPSK | 1RB/ 0RB Offset |
| | | | | | | | Outer_ Full |
| A | OCCUPIED BANDWIDTH | 500202 to 537000 | 500202 to 537000 | Middle | 10MHz | Pi/2BPSK,QPSK,16QAM, 64QAM, 256QAM | Outer_ Full |
| | | 500700 to 536499 | 500700 to 536499 | Middle | 15MHz | Pi/2BPSK,QPSK,16QAM, 64QAM, 256QAM | Outer_ Full |
| | | 501201 to 535998 | 501201 to 535998 | Middle | 20MHz | Pi/2BPSK,QPSK,16QAM, 64QAM, 256QAM | Outer_ Full |
| | | 502200 to 534999 | 502200 to 534999 | Middle | 30MHz | Pi/2BPSK,QPSK,16QAM, 64QAM, 256QAM | Outer_ Full |
| | | 503202 to 534000 | 503202 to 534000 | Middle | 40MHz | Pi/2BPSK,QPSK,16QAM, 64QAM, 256QAM | Outer_ Full |
| | | 504201 to 532998 | 504201 to 532998 | Middle | 50MHz | Pi/2BPSK,QPSK,16QAM, 64QAM, 256QAM | Outer_ Full |
| A | BAND EDGE | 500202 to 537000 | 500202 to 537000 | Low | 10MHz | QPSK | 1RB/ 0RB Offset |
| | | | | | | | Outer_ Full |
| | | | | High | 10MHz | QPSK | 1RB/ 50RB Offset |
| | | | | | | | Outer_ Full |
| | | 502200 to 534999 | 502200 to 534999 | Low | 30MHz | QPSK | 1RB/ 0RB Offset |
| | | | | | | | Outer_ Full |
| | | | | High | 30MHz | QPSK | 1RB/ 161RB Offset |
| | | | | | | | Outer_ Full |
| | | 504201 to 532998 | 504201 to 532998 | Low | 50MHz | QPSK | 1RB/ 0RB Offset |
| | | | | | | | Outer_ Full |
| | | | | High | 50MHz | QPSK | 1RB/ 272RB Offset |
| | | | | | | | Outer_ Full |
| A | CONDUCTED EMISSION | 500202 to 537000 | 500202 to 537000 | Low, Middle, High | 10MHz | QPSK | 1RB/ 0RB Offset |

| | | | | | | | |
|---|---|---|---|---|---|---|---|
| | | 502200 to 534999 | 502200 to 534999 | Low, Middle, High | 30MHz | QPSK | 1RB/ 0RB Offset |
| | | 504201 to 532998 | 504201 to 532998 | Low, Middle, High | 50MHz | QPSK | 1RB/ 0RB Offset |

**Note: 1.**This device was tested under all bandwidths, RB configurations and modulations. The worst case was found in QPSK modulation.

2. The test data presented in the report from worst SA _n41.

**5G NR n41 MODE(30K)**

| EUT CONFIGURE MODE | TEST ITEM | AVAILABLE CP-OFDM CHANNEL | AVAILABLE DFT-S-OFDM CHANNEL | TESTED CHANNEL | CHANNEL BANDWIDTH | MODULATION | MODE(DFT-S-OFDM) (INCLUDE CP-OFDM) |
|---|---|---|---|---|---|---|---|
| A | EIRP | 500202 to 537000 | 500202 to 537000 | Low, Middle, High | 10MHz | QPSK, | 1RB/ 0RB Offset |
| | | 500700 to 536496 | 500700 to 536496 | Low, Middle, High | 15MHz | QPSK, | 1RB/ 0RB Offset |
| | | 501204 to 535998 | 501204 to 535998 | Low, Middle, High | 20MHz | QPSK, | 1RB/ 0RB Offset |
| | | 502200 to 534996 | 502200 to 534996 | Low, Middle, High | 30MHz | QPSK | 1RB/ 0RB Offset |
| | | 503202 to 534000 | 503202 to 534000 | Low, Middle, High | 40MHz | QPSK | 1RB/ 0RB Offset |
| | | 504200 to 532998 | 504200 to 532998 | Low, Middle, High | 50MHz | QPSK | 1RB/ 0RB Offset |
| | | 505200 to 531996 | 505200 to 531996 | Low, Middle, High | 60MHz | QPSK | 1RB/ 0RB Offset |
| | | 505202 to 531000 | 505202 to 531000 | Low, Middle, High | 70MHz | QPSK | 1RB/ 0RB Offset |
| | | 507204 to 529998 | 507204 to 529998 | Low, Middle, High | 80MHz | QPSK | 1RB/ 0RB Offset |
| | | 508200 to 528996 | 508200 to 528996 | Low, Middle, High | 90MHz | QPSK | 1RB/ 0RB Offset |
| | | 509202 to 528000 | 509202 to 528000 | Low, Middle, High | 100MHz | Pi/2BPSK,QPSK,16QAM, 64QAM, 256QAM | 1RB/ 0RB Offset |
| A | PEAK TO AVERAGE RATIO | 501204 to 535998 | 501204 to 535998 | Low, Middle, High | 20MHz | QPSK | 1RB/ 0RB Offset<br>Outer_ Full |
| A | OCCUPIED BANDWIDTH | 500202 to 537000 | 500202 to 537000 | Middle | 10MHz | Pi/2BPSK,QPSK,16QAM, 64QAM, 256QAM | Outer_ Full |
| | | 500700 to 536496 | 500700 to 536496 | Middle | 15MHz | Pi/2BPSK,QPSK,16QAM, 64QAM, 256QAM | Outer_ Full |
| | | 501204 to 535998 | 501204 to 535998 | Middle | 20MHz | Pi/2BPSK,QPSK,16QAM, 64QAM, 256QAM | Outer_ Full |
| | | 502200 to 534996 | 502200 to 534996 | Middle | 30MHz | Pi/2BPSK,QPSK,16QAM, 64QAM, 256QAM | Outer_ Full |
| | | 503202 to 534000 | 503202 to 534000 | Middle | 40MHz | Pi/2BPSK,QPSK,16QAM, 64QAM, 256QAM | Outer_ Full |
| | | 504200 to 532998 | 504200 to 532998 | Middle | 50MHz | Pi/2BPSK,QPSK,16QAM, 64QAM, 256QAM | Outer_ Full |
| | | 505200 to 531996 | 505200 to 531996 | Middle | 60MHz | Pi/2BPSK,QPSK,16QAM, 64QAM, 256QAM | Outer_ Full |
| | | 505202 to 531000 | 505202 to 531000 | Middle | 70MHz | Pi/2BPSK,QPSK,16QAM, 64QAM, 256QAM | Outer_ Full |
| | | 507204 to 529998 | 507204 to 529998 | Middle | 80MHz | Pi/2BPSK,QPSK,16QAM, 64QAM, 256QAM | Outer_ Full |

| | | | | | | | |
|---|---|---|---|---|---|---|---|
| | | 508200 to 528996 | 508200 to 528996 | Middle | 90MHz | Pi/2BPSK,QPSK,16QAM, 64QAM, 256QAM | Outer_ Full |
| | | 509202 to 528000 | 509202 to 528000 | Middle | 100MHz | Pi/2BPSK,QPSK,16QAM, 64QAM, 256QAM | Outer_ Full |
| A | BAND EDGE | 505200 to 531996 | 505200 to 531996 | Low | 60MHz | QPSK | 1RB/ 0RB Offset |
| | | | | | | | Outer_ Full |
| | | | | High | 60MHz | QPSK | 1RB/ 50RB Offset |
| | | | | | | | Outer_ Full |
| | | 507204 to 529998 | 507204 to 529998 | Low | 80MHz | QPSK | 1RB/ 0RB Offset |
| | | | | | | | Outer_ Full |
| | | | | High | 80MHz | QPSK | 1RB/ 161RB Offset |
| | | | | | | | Outer_ Full |
| | | 509202 to 528000 | 509202 to 528000 | Low | 100MHz | QPSK | 1RB/ 0RB Offset |
| | | | | | | | Outer_ Full |
| | | | | High | 100MHz | QPSK | 1RB/ 272RB Offset |
| | | | | | | | Outer_ Full |
| A | CONDUCTED EMISSION | 500202 to 537000 | 500202 to 537000 | Low, Middle, High | 10MHz | QPSK | 1RB/ 0RB Offset |
| | | 505200 to 531996 | 505200 to 531996 | Low, Middle, High | 60MHz | QPSK | 1RB/ 0RB Offset |
| | | 507204 to 529998 | 507204 to 529998 | Low, Middle, High | 80MHz | QPSK | 1RB/ 0RB Offset |
| | | 509202 to 528000 | 509202 to 528000 | Low, Middle, High | 100MHz | QPSK | 1RB/ 0RB Offset |
| A | RADIATED EMISSION | 500202 to 537000 | 500202 to 537000 | Middle | 10MHz | QPSK | 1RB/ 0RB Offset |
| | | 500700 to 536496 | 500700 to 536496 | Middle | 15MHz | QPSK | 1RB/ 0RB Offset |
| | | 501204 to 535998 | 501204 to 535998 | Middle | 20MHz | QPSK | 1RB/ 0RB Offset |
| | | 502200 to 534996 | 502200 to 534996 | Middle | 30MHz | QPSK | 1RB/ 0RB Offset |
| | | 503202 to 534000 | 503202 to 534000 | Middle | 40MHz | QPSK | 1RB/ 0RB Offset |
| | | 504200 to 532998 | 504200 to 532998 | Middle | 50MHz | QPSK | 1RB/ 0RB Offset |
| | | 505200 to 531996 | 505200 to 531996 | Middle | 60MHz | QPSK | 1RB/ 0RB Offset |
| | | 507204 to 529998 | 507204 to 529998 | Middle | 80MHz | QPSK | 1RB/ 0RB Offset |
| | | 508200 to 528996 | 508200 to 528996 | Middle | 90MHz | QPSK | 1RB/ 0RB Offset |
| | | 509202 to 528000 | 509202 to 528000 | Low, Middle, High | 100MHz | QPSK | 1RB/ 0RB Offset |

**Note: 1.**This device was tested under all bandwidths, RB configurations and modulations. The worst case was found in QPSK modulation.

2. The test data presented in the report from worst SA _n41.

## 5G NR n66 MODE(15K)

| EUT CONFIGURE MODE | TEST ITEM | AVAILABLE CP-OFDM CHANNEL | AVAILABLE DFT-S-OFDM CHANNEL | TESTED CHANNEL | CHANNEL BANDWIDTH | MODULATION | MODE(DFT-S-OFDM) (INCLUDE CP-OFDM) |
|---|---|---|---|---|---|---|---|
| A | EIRP | 342500 to 355500 | 342500 to 355500 | Low, Middle, High | 5MHz | QPSK | 1RB/ 0RB Offset |
| | | 343000 to 355000 | 343000 to 355000 | Low, Middle, High | 10MHz | QPSK | 1RB/ 0RB Offset |
| | | 343500 to 354500 | 343500 to 354500 | Low, Middle, High | 15MHz | QPSK | 1RB/ 0RB Offset |
| | | 344000 to 354000 | 344000 to 354000 | Low, Middle, High | 20MHz | QPSK | 1RB/ 0RB Offset |
| | | 344500 to 353500 | 344500 to 353500 | Low, Middle, High | 25MHz | QPSK | 1RB/ 0RB Offset |
| | | 345000 to 353000 | 345000 to 353000 | Low, Middle, High | 30MHz | QPSK | 1RB/ 0RB Offset |
| | | 345500 to 352500 | 345500 to 352500 | Low, Middle, High | 35MHz | QPSK | 1RB/ 0RB Offset |
| | | 346000 to 352000 | 346000 to 352000 | Low, Middle, High | 40MHz | Pi/2BPSK,QPSK,16QAM, 64QAM, 256QAM | 1RB/ 0RB Offset |
| A | FREQUENCY STABILITY | 344000 to 354000 | 344000 to 354000 | Low, Middle, High | 20MHz | QPSK | Outer_ Full |
| A | PEAK TO AVERAGE RATIO | 344000 to 354000 | 344000 to 354000 | Low, Middle, High | 20MHz | QPSK | 1RB/ 0RB Offset |
| | | | | | | | Outer_ Full |
| A | OCCUPIED BANDWIDTH | 342500 to 355500 | 342500 to 355500 | Middle | 5MHz | Pi/2BPSK,QPSK,16QAM, 64QAM, 256QAM | Outer_ Full |
| | | 343000 to 355000 | 343000 to 355000 | Middle | 10MHz | Pi/2BPSK,QPSK,16QAM, 64QAM, 256QAM | Outer_ Full |
| | | 343500 to 354500 | 343500 to 354500 | Middle | 15MHz | Pi/2BPSK,QPSK,16QAM, 64QAM, 256QAM | Outer_ Full |
| | | 344000 to 354000 | 344000 to 354000 | Middle | 20MHz | Pi/2BPSK,QPSK,16QAM, 64QAM, 256QAM | Outer_ Full |
| | | 344500 to 353500 | 344500 to 353500 | Middle | 25MHz | Pi/2BPSK,QPSK,16QAM, 64QAM, 256QAM | Outer_ Full |
| | | 345000 to 353000 | 345000 to 353000 | Middle | 30MHz | Pi/2BPSK,QPSK,16QAM, 64QAM, 256QAM | Outer_ Full |
| | | 345500 to 352500 | 345500 to 352500 | Middle | 35MHz | Pi/2BPSK,QPSK,16QAM, 64QAM, 256QAM | Outer_ Full |
| | | 346000 to 352000 | 346000 to 352000 | Middle | 40MHz | Pi/2BPSK,QPSK,16QAM, 64QAM, 256QAM | Outer_ Full |
| A | BAND EDGE | 502008 to 535998 | 502008 to 535998 | Low | 5MHz | QPSK | 1RB/ 0RB Offset |
| | | | | | | | Outer_ Full |
| | | | | High | 5MHz | QPSK | 1RB/ 24RB Offset |
| | | | | | | | Outer_ Full |
| | | 344000 to 354000 | 344000 to 354000 | Low | 20MHz | QPSK | 1RB/ 0RB Offset |
| | | | | | | | Outer_ Full |
| | | | | High | 20MHz | QPSK | 1RB/ 105RB Offset |
| | | | | | | | Outer_ Full |
| | | 346000 to 352000 | 346000 to 352000 | Low | 40MHz | QPSK | 1RB/ 0RB Offset |
| | | | | | | | Outer_ Full |

| | | | | | | | |
|---|---|---|---|---|---|---|---|
| | | | | High | 40MHz | QPSK | 1RB/ 215RB Offset<br>Outer_ Full |
| A | CONDUCTED EMISSION | 342500 to 355500 | 342500 to 355500 | Low, Middle, High | 5MHz | QPSK | 1RB/ 0RB Offset |
| | | 344000 to 354000 | 344000 to 354000 | Low, Middle, High | 20MHz | QPSK | 1RB/ 0RB Offset |
| | | 346000 to 352000 | 346000 to 352000 | Low, Middle, High | 40MHz | QPSK | 1RB/ 0RB Offset |
| A | RADIATED EMISSION | 342500 to 355500 | 342500 to 355500 | Low, Middle, High | 5MHz | QPSK | 1RB/ 0RB Offset |
| | | 343000 to 355000 | 343000 to 355000 | Middle | 10MHz | QPSK | 1RB/ 0RB Offset |
| | | 343500 to 354500 | 343500 to 354500 | Middle | 15MHz | QPSK | 1RB/ 0RB Offset |
| | | 344000 to 354000 | 344000 to 354000 | Middle | 20MHz | QPSK | 1RB/ 0RB Offset |
| | | 344500 to 353500 | 344500 to 353500 | Middle | 25MHz | QPSK | 1RB/ 0RB Offset |
| | | 345000 to 353000 | 345000 to 353000 | Middle | 30MHz | QPSK | 1RB/ 0RB Offset |
| | | 345500 to 352500 | 345500 to 352500 | Middle | 35MHz | QPSK | 1RB/ 0RB Offset |
| | | 346000 to 352000 | 346000 to 352000 | Middle | 40MHz | QPSK | 1RB/ 0RB Offset |

**Note:** 1.This device was tested under all bandwidths, RB configurations and modulations. The worst case was found in QPSK modulation.

2. The test data presented in the report from worst SA_n66.

**5G NR n66 MODE(30K)**

| EUT CONFIGURE MODE | TEST ITEM | AVAILABLE CP-OFDM CHANNEL | AVAILABLE DFT-S-OFDM CHANNEL | TESTED CHANNEL | CHANNEL BANDWIDTH | MODULATION | MODE(DFT-S-OFDM) (INCLUDE CP-OFDM) |
|---|---|---|---|---|---|---|---|
| A | EIRP | 343000 to 355000 | 342500 to 355500 | Low, Middle, High | 10MHz | QPSK | 1RB/ 0RB Offset |
| | | 343500 to 354500 | 343500 to 354500 | Low, Middle, High | 15MHz | QPSK | 1RB/ 0RB Offset |
| | | 344000 to 354000 | 344000 to 354000 | Low, Middle, High | 20MHz | QPSK | 1RB/ 0RB Offset |
| | | 344500 to 353500 | 344500 to 353500 | Low, Middle, High | 25MHz | QPSK | 1RB/ 0RB Offset |
| | | 345000 to 353000 | 345000 to 353000 | Low, Middle, High | 30MHz | QPSK | 1RB/ 0RB Offset |
| | | 345500 to 352500 | 345500 to 352500 | Low, Middle, High | 35MHz | QPSK | 1RB/ 0RB Offset |
| | | 346000 to 352000 | 346000 to 352000 | Low, Middle, High | 40MHz | Pi/2BPSK,QPSK,16QAM, 64QAM, 256QAM | 1RB/ 0RB Offset |

**Note:** 1.This device was tested under all bandwidths, RB configurations and modulations. The worst case was found in QPSK modulation.

2. The test data presented in the report from worst SA_n66.

## 5G NR n77(Part27Q)/HPUE MODE(15K)

| EUT CONFIGURE MODE | TEST ITEM | AVAILABLE CP-OFDM CHANNEL | AVAILABLE DFT-S-OFDM CHANNEL | TESTED CHANNEL | CHANNEL BANDWIDTH | MODULATION | MODE(DFT-S-OFDM) (INCLUDE CP-OFDM) |
|---|---|---|---|---|---|---|---|
| A | EIRP | 630334 to 636332 | 630334 to 636332 | Low, Middle, High | 10MHz | QPSK | 1RB/ 0RB Offset |
| | | 630500 to 636166 | 630500 to 636166 | Low, Middle, High | 15MHz | QPSK | 1RB/ 0RB Offset |
| | | 630668 to 636000 | 630668 to 636000 | Low, Middle, High | 20MHz | QPSK | 1RB/ 0RB Offset |
| | | 631334 to 635332 | 631334 to 635332 | Low, Middle, High | 40MHz | QPSK | 1RB/ 0RB Offset |
| | | 631668 to 635000 | 631668 to 635000 | Low, Middle, High | 50MHz | Pi/2BPSK,QPSK,16QAM, 64QAM, 256QAM | 1RB/ 0RB Offset |
| A | FREQUENCY STABILITY | 630668 to 636000 | 630668 to 636000 | Low, Middle, High | 20MHz | QPSK | Outer_ Full |
| A | PEAK TO AVERAGE RATIO | 630668 to 636000 | 630668 to 636000 | Low, Middle, High | 20MHz | QPSK | Outer_ Full |
| A | OCCUPIED BANDWIDTH | 630334 to 636332 | 630334 to 636332 | Low, Middle, High | 10MHz | Pi/2BPSK,QPSK,16QAM, 64QAM, 256QAM | Outer_ Full |
| | | 630500 to 636166 | 630500 to 636166 | Low, Middle, High | 15MHz | Pi/2BPSK,QPSK,16QAM, 64QAM, 256QAM | Outer_ Full |
| | | 630668 to 636000 | 630668 to 636000 | Low, Middle, High | 20MHz | Pi/2BPSK,QPSK,16QAM, 64QAM, 256QAM | Outer_ Full |
| | | 631334 to 635332 | 631334 to 635332 | Low, Middle, High | 40MHz | Pi/2BPSK,QPSK,16QAM, 64QAM, 256QAM | Outer_ Full |
| | | 631668 to 635000 | 631668 to 635000 | Low, Middle, High | 50MHz | Pi/2BPSK,QPSK,16QAM, 64QAM, 256QAM | Outer_ Full |
| A | BAND EDGE | 630334 to 636332 | 630334 to 636332 | Low | 10MHz | QPSK | 1RB/ 0RB Offset |
| | | | | | | | Outer_ Full |
| | | | | High | 10MHz | QPSK | 1RB/ 50RB Offset |
| | | | | | | | Outer_ Full |
| | | 630668 to 636000 | 630668 to 636000 | Low | 20MHz | QPSK | 1RB/ 0RB Offset |
| | | | | | | | Outer_ Full |
| | | | | High | 20MHz | QPSK | 1RB/ 161RB Offset |
| | | | | | | | Outer_ Full |
| | | 631668 to 635000 | 631668 to 635000 | Low | 50MHz | QPSK | 1RB/ 0RB Offset |
| | | | | | | | 1RB/ 272RB Offset |
| | | | | High | 50MHz | QPSK | |
| | | | | | | | Outer_ Full |
| A | CONDUCTED EMISSION | 630334 to 636332 | 630334 to 636332 | Low, Middle, High | 10MHz | QPSK | 1RB/ 0RB Offset |
| | | 630668 to 636000 | 630668 to 636000 | Low, Middle, High | 20MHz | QPSK | 1RB/ 0RB Offset |

| | | | | | | | |
|---|---|---|---|---|---|---|---|
| | | 631334 to 635332 | 631334 to 635332 | Low, Middle, High | 40MHz | QPSK | 1RB/ 0RB Offset |
| | | 631668 to 635000 | 631668 to 635000 | Low, Middle, High | 50MHz | QPSK | 1RB/ 0RB Offset |
| A | RADIATED EMISSION | 630334 to 636332 | 630334 to 636332 | Middle | 10MHz | QPSK | 1RB/ 0RB Offset |
| | | 630500 to 636166 | 630500 to 636166 | Middle | 15MHz | QPSK | 1RB/ 0RB Offset |
| | | 630668 to 636000 | 630668 to 636000 | Middle | 20MHz | QPSK | 1RB/ 0RB Offset |
| | | 631334 to 635332 | 631334 to 635332 | Middle | 40MHz | QPSK | 1RB/ 0RB Offset |
| | | 631668 to 635000 | 631668 to 635000 | Low, Middle, High | 50MHz | QPSK | 1RB/ 0RB Offset |

**Note:** 1.This device was tested under all bandwidths, RB configurations and modulations. The worst case was found in QPSK modulation.

2. The EIRP calculate presented in the report from worst SA n77(Part27Q).

## 5G NR n77(Part27Q)/HPUE MODE(30K)

| EUT CONFIGURE MODE | TEST ITEM | AVAILABLE CP-OFDM CHANNEL | AVAILABLE DFT-S-OFDM CHANNEL | TESTED CHANNEL | CHANNEL BANDWIDTH | MODULATION | MODE(DFT-S-OFDM) (INCLUDE CP-OFDM) |
|---|---|---|---|---|---|---|---|
| A | EIRP | 630334 to 636332 | 630334 to 636332 | Low, Middle, High | 10MHz | QPSK | 1RB/ 0RB Offset |
| | | 630500 to 636166 | 630500 to 636166 | Low, Middle, High | 15MHz | QPSK | 1RB/ 0RB Offset |
| | | 630668 to 636000 | 630668 to 636000 | Low, Middle, High | 20MHz | QPSK | 1RB/ 0RB Offset |
| | | 631334 to 635332 | 631334 to 635332 | Low, Middle, High | 40MHz | QPSK | 1RB/ 0RB Offset |
| | | 631668 to 635000 | 631668 to 635000 | Low, Middle, High | 50MHz | QPSK | 1RB/ 0RB Offset |
| | | 632000 to 634666 | 632000 to 634666 | Low, Middle, High | 60MHz | QPSK | 1RB/ 0RB Offset |
| | | 632334 to 634332 | 632334 to 634332 | Low, Middle, High | 70MHz | QPSK | 1RB/ 0RB Offset |
| | | 632668 to 634000 | 632668 to 634000 | Low, Middle, High | 80MHz | QPSK | 1RB/ 0RB Offset |
| | | 633000 to 633666 | 633000 to 633666 | Low, Middle, High | 90MHz | QPSK | 1RB/ 0RB Offset |
| | | 633334 | 633334 | Middle | 100MHz | Pi/2BPSK,QPSK,16QAM, 64QAM, 256QAM | 1RB/ 0RB Offset |
| A | FREQUENCY STABILITY | 633334 | 633334 | Middle | 100MHz | QPSK | Outer_ Full |
| A | PEAK TO AVERAGE RATIO | 630668 to 636000 | 630668 to 636000 | Low, Middle, High | 20MHz | QPSK | Outer_ Full |
| A | OCCUPIED BANDWIDTH | 630334 to 636332 | 630334 to 636332 | Low, Middle, High | 10MHz | Pi/2BPSK,QPSK,16QAM, 64QAM, 256QAM | Outer_ Full |
| | | 630500 to 636166 | 630500 to 636166 | Low, Middle, High | 15MHz | Pi/2BPSK,QPSK,16QAM, 64QAM, 256QAM | Outer_ Full |
| | | 630668 to 636000 | 630668 to 636000 | Low, Middle, High | 20MHz | Pi/2BPSK,QPSK,16QAM, 64QAM, 256QAM | Outer_ Full |
| | | 631334 to 635332 | 631334 to 635332 | Low, Middle, High | 40MHz | Pi/2BPSK,QPSK,16QAM, 64QAM, 256QAM | Outer_ Full |
| | | 631668 to 635000 | 631668 to 635000 | Low, Middle, High | 50MHz | Pi/2BPSK,QPSK,16QAM, 64QAM, 256QAM | Outer_ Full |
| | | 632000 to 634666 | 632000 to 634666 | Low, Middle, High | 60MHz | Pi/2BPSK,QPSK,16QAM, 64QAM, 256QAM | Outer_ Full |
| | | 632334 to 634332 | 632334 to 634332 | Low, Middle, High | 70MHz | Pi/2BPSK,QPSK,16QAM, 64QAM, 256QAM | Outer_ Full |
| | | 632668 to 634000 | 632668 to 634000 | Low, Middle, High | 80MHz | Pi/2BPSK,QPSK,16QAM, 64QAM, 256QAM | Outer_ Full |
| | | 633000 to 633666 | 633000 to 633666 | Low, Middle, High | 90MHz | Pi/2BPSK,QPSK,16QAM, 64QAM, 256QAM | Outer_ Full |
| | | 633334 | 633334 | Middle | 100MHz | Pi/2BPSK,QPSK,16QAM, 64QAM, 256QAM | Outer_ Full |
| A | BAND EDGE | 630334 to 636332 | 630334 to 636332 | Low | 10MHz | QPSK | 1RB/ 0RB Offset |
| | | | | | | | Outer_ Full |
| | | | | High | 10MHz | QPSK | 1RB/ 50RB Offset |
| | | | | | | | Outer_ Full |

| | | | | | | | |
|---|---|---|---|---|---|---|---|
| | | 631668 to 635000 | 631668 to 635000 | Low | 50MHz | QPSK | 1RB/ 0RB Offset |
| | | | | | | | Outer_ Full |
| | | | | High | 50MHz | QPSK | 1RB/ 161RB Offset |
| | | | | | | | Outer_ Full |
| | | 632000 to 634666 | 632000 to 634666 | Low | 60MHz | QPSK | 1RB/ 0RB Offset |
| | | | | | | | Outer_ Full |
| | | | | High | 60MHz | QPSK | 1RB/ 161RB Offset |
| | | | | | | | Outer_ Full |
| | | 633334 | 633334 | Mid | 100MHz | QPSK | 1RB/ 0RB Offset |
| | | | | | | | 1RB/ 272RB Offset |
| | | | | | | | Outer_ Full |
| A | CONDUCTED EMISSION | 630334 to 636332 | 630334 to 636332 | Low, Middle, High | 10MHz | QPSK | 1RB/ 0RB Offset |
| | | 631668 to 635000 | 631668 to 635000 | Low, Middle, High | 50MHz | QPSK | 1RB/ 0RB Offset |
| | | 632000 to 634666 | 632000 to 634666 | Low, Middle, High | 60MHz | QPSK | 1RB/ 0RB Offset |
| | | 633334 | 633334 | Low, Middle, High | 100MHz | QPSK | 1RB/ 0RB Offset |
| A | RADIATED EMISSION | 632000 to 634666 | 632000 to 634666 | Middle | 60MHz | QPSK | 1RB/ 0RB Offset |
| | | 632334 to 634332 | 632334 to 634332 | Middle | 70MHz | QPSK | 1RB/ 0RB Offset |
| | | 632668 to 634000 | 632668 to 634000 | Middle | 80MHz | QPSK | 1RB/ 0RB Offset |
| | | 633000 to 633666 | 633000 to 633666 | Middle | 90MHz | QPSK | 1RB/ 0RB Offset |
| | | 633334 | 633334 | Middle | 100MHz | QPSK | 1RB/ 0RB Offset |

**Note:** 1.This device was tested under all bandwidths, RB configurations and modulations. The worst case was found in QPSK modulation.

2. The EIRP calculate presented in the report from worst SA n77(Part27Q).

## 5G NR n77(Part27O)/HPUE MODE(15K)

| EUT CONFIGURE MODE | TEST ITEM | AVAILABLE CP-OFDM CHANNEL | AVAILABLE DFT-S-OFDM CHANNEL | TESTED CHANNEL | CHANNEL BANDWIDTH | MODULATION | MODE(DFT-S-OFDM) (INCLUDE CP-OFDM) |
|---|---|---|---|---|---|---|---|
| A | EIRP | 650000 to 665000 | 650000 to 665000 | Low, Middle, High | 10MHz | QPSK | 1RB/ 0RB Offset |
| | | 650000 to 664832 | 650000 to 664832 | Low, Middle, High | 15MHz | QPSK | 1RB/ 0RB Offset |
| | | 650000 to 664666 | 650000 to 664666 | Low, Middle, High | 20MHz | QPSK | 1RB/ 0RB Offset |
| | | 650000 to 664000 | 650000 to 664000 | Low, Middle, High | 40MHz | QPSK | 1RB/ 0RB Offset |
| | | 650000 to 663666 | 650000 to 663666 | Low, Middle, High | 50MHz | Pi/2BPSK,QPSK,16QAM, 64QAM, 256QAM | 1RB/ 0RB Offset |
| A | FREQUENCY STABILITY | 650000 to 664666 | 650000 to 664666 | Low, Middle, High | 20MHz | QPSK | Outer_ Full |
| A | PEAK TO AVERAGE RATIO | 650000 to 664666 | 650000 to 664666 | Low, Middle, High | 20MHz | QPSK | Outer_ Full |
| A | OCCUPIED BANDWIDTH | 650000 to 665000 | 650000 to 665000 | Middle | 10MHz | Pi/2BPSK,QPSK,16QAM, 64QAM, 256QAM | Outer_ Full |
| | | 650000 to 664832 | 650000 to 664832 | Middle | 15MHz | Pi/2BPSK,QPSK,16QAM, 64QAM, 256QAM | Outer_ Full |
| | | 650000 to 664666 | 650000 to 664666 | Middle | 20MHz | Pi/2BPSK,QPSK,16QAM, 64QAM, 256QAM | Outer_ Full |
| | | 650000 to 664000 | 650000 to 664000 | Middle | 40MHz | Pi/2BPSK,QPSK,16QAM, 64QAM, 256QAM | Outer_ Full |
| | | 650000 to 663666 | 650000 to 663666 | Middle | 50MHz | Pi/2BPSK,QPSK,16QAM, 64QAM, 256QAM | Outer_ Full |
| A | BAND EDGE | 650000 to 665000 | 650000 to 665000 | Low | 10MHz | QPSK | 1RB/ 0RB Offset |
| | | | | | | | Outer_ Full |
| | | | | High | 10MHz | QPSK | 1RB/ 50RB Offset |
| | | | | | | | Outer_ Full |
| | | 650000 to 664666 | 650000 to 664666 | Low | 20MHz | QPSK | 1RB/ 0RB Offset |
| | | | | | | | Outer_ Full |
| | | | | High | 20MHz | QPSK | 1RB/ 161RB Offset |
| | | | | | | | Outer_ Full |
| | | 650000 to 663666 | 650000 to 663666 | Low | 50MHz | QPSK | 1RB/ 0RB Offset |
| | | | | | | | Outer_ Full |
| | | | | High | 50MHz | QPSK | 1RB/ 272RB Offset |
| | | | | | | | Outer_ Full |
| A | CONDUCTED EMISSION | 650000 to 665000 | 650000 to 665000 | Low, Middle, High | 10MHz | QPSK | 1RB/ 0RB Offset |
| | | 650000 to 664666 | 650000 to 664666 | Low, Middle, High | 20MHz | QPSK | 1RB/ 0RB Offset |
| | | 650000 to 663666 | 650000 to 663666 | Low, Middle, High | 50MHz | QPSK | 1RB/ 0RB Offset |
| A | RADIATED EMISSION | 650000 to 665000 | 650000 to 665000 | Middle | 10MHz | QPSK | 1RB/ 0RB Offset |
| | | 650000 to 664832 | 650000 to 664832 | Middle | 15MHz | QPSK | 1RB/ 0RB Offset |

| | | | | | | | |
|---|---|---|---|---|---|---|---|
| | | 650000 to 664666 | 650000 to 664666 | Middle | 20MHz | QPSK | 1RB/ 0RB Offset |
| | | 650000 to 664000 | 650000 to 664000 | Middle | 40MHz | QPSK | 1RB/ 0RB Offset |
| | | 650000 to 663666 | 650000 to 663666 | Middle | 50MHz | QPSK | 1RB/ 0RB Offset |

**Note:** 1.This device was tested under all bandwidths, RB configurations and modulations. The worst case was found in QPSK modulation.

2. The test data presented in the report from worst SA_n77(Part 27O).

**5G NR n77(Part27O)/HPUE MODE(30K)**

| EUT CONFIGURE MODE | TEST ITEM | AVAILABLE CP-OFDM CHANNEL | AVAILABLE DFT-S-OFDM CHANNEL | TESTED CHANNEL | CHANNEL BANDWIDTH | MODULATION | MODE(DFT-S-OFDM) (INCLUDE CP-OFDM) |
|---|---|---|---|---|---|---|---|
| A | EIRP | 647000 to 665000 | 647000 to 665000 | Low, Middle, High | 10MHz | QPSK | 1RB/ 0RB Offset |
| | | 647168 to 664832 | 647168 to 664832 | Low, Middle, High | 15MHz | QPSK | 1RB/ 0RB Offset |
| | | 647334 to 664666 | 647334 to 664666 | Low, Middle, High | 20MHz | QPSK | 1RB/ 0RB Offset |
| | | 648000 to 664000 | 648000 to 664000 | Low, Middle, High | 40MHz | QPSK | 1RB/ 0RB Offset |
| | | 648334 to 663666 | 648334 to 663666 | Low, Middle, High | 50MHz | QPSK | 1RB/ 0RB Offset |
| | | 648668 to 663332 | 648668 to 663332 | Low, Middle, High | 60MHz | QPSK | 1RB/ 0RB Offset |
| | | 649000 to 663000 | 649000 to 663000 | Low, Middle, High | 70MHz | QPSK | 632334 to 634332 |
| | | 649334 to 662666 | 649334 to 662666 | Low, Middle, High | 80MHz | QPSK | 1RB/ 0RB Offset |
| | | 649668 to 662332 | 649668 to 662332 | Low, Middle, High | 90MHz | QPSK | 649668 to 662332 |
| | | 650000 to 662000 | 650000 to 662000 | Low, Middle, High | 100MHz | Pi/2BPSK,QPSK,16QAM, 64QAM, 256QAM | 1RB/ 0RB Offset |
| A | FREQUENCY STABILITY | 650000 to 662000 | 650000 to 662000 | Low, Middle, High | 100MHz | QPSK | Outer_ Full |
| A | PEAK TO AVERAGE RATIO | 647334 to 664666 | 647334 to 664666 | Low, Middle, High | 20MHz | QPSK | Outer_ Full |
| A | OCCUPIED BANDWIDTH | 647000 to 665000 | 647000 to 665000 | Middle | 10MHz | Pi/2BPSK,QPSK,16QAM, 64QAM, 256QAM | Outer_ Full |
| | | 647168 to 664832 | 647168 to 664832 | Middle | 15MHz | Pi/2BPSK,QPSK,16QAM, 64QAM, 256QAM | Outer_ Full |
| | | 647334 to 664666 | 647334 to 664666 | Middle | 20MHz | Pi/2BPSK,QPSK,16QAM, 64QAM, 256QAM | Outer_ Full |
| | | 648000 to 664000 | 648000 to 664000 | Middle | 40MHz | Pi/2BPSK,QPSK,16QAM, 64QAM, 256QAM | Outer_ Full |
| | | 648334 to 663666 | 648334 to 663666 | Middle | 50MHz | Pi/2BPSK,QPSK,16QAM, 64QAM, 256QAM | Outer_ Full |
| | | 648668 to 663332 | 648668 to 663332 | Middle | 60MHz | Pi/2BPSK,QPSK,16QAM, 64QAM, 256QAM | Outer_ Full |
| | | 649000 to 663000 | 649000 to 663000 | Middle | 70MHz | Pi/2BPSK,QPSK,16QAM, 64QAM, 256QAM | Outer_ Full |
| | | 649334 to 662666 | 649334 to 662666 | Middle | 80MHz | Pi/2BPSK,QPSK,16QAM, 64QAM, 256QAM | Outer_ Full |
| | | 649668 to 662332 | 649668 to 662332 | Middle | 90MHz | Pi/2BPSK,QPSK,16QAM, 64QAM, 256QAM | Outer_ Full |
| | | 650000 to 662000 | 650000 to 662000 | Middle | 100MHz | Pi/2BPSK,QPSK,16QAM, 64QAM, 256QAM | Outer_ Full |

| | | | | | | | |
|---|---|---|---|---|---|---|---|
| A | BAND EDGE | 647000 to 665000 | 647000 to 665000 | Low | 10MHz | QPSK | 1RB/ 0RB Offset |
| | | | | | | | Outer_ Full |
| | | | | High | 10MHz | QPSK | 1RB/ 50RB Offset |
| | | | | | | | Outer_ Full |
| | | 648334 to 663666 | 648334 to 663666 | Low | 50MHz | QPSK | 1RB/ 0RB Offset |
| | | | | | | | Outer_ Full |
| | | | | High | 50MHz | QPSK | 1RB/ 161RB Offset |
| | | | | | | | Outer_ Full |
| | | 648668 to 663332 | 648668 to 663332 | Low | 60MHz | QPSK | 1RB/ 0RB Offset |
| | | | | | | | Outer_ Full |
| | | | | High | 60MHz | QPSK | 1RB/ 161RB Offset |
| | | | | | | | Outer_ Full |
| | | 650000 to 662000 | 650000 to 662000 | Low | 100MHz | QPSK | 1RB/ 0RB Offset |
| | | | | | | | Outer_ Full |
| | | | | High | 100MHz | QPSK | 1RB/ 272RB Offset |
| | | | | | | | Outer_ Full |
| A | CONDUCTED EMISSION | 647000 to 665000 | 647000 to 665000 | Low, Middle, High | 10MHz | QPSK | 1RB/ 0RB Offset |
| | | 648334 to 663666 | 648334 to 663666 | Low, Middle, High | 50MHz | QPSK | 1RB/ 0RB Offset |
| | | 648668 to 663332 | 648668 to 663332 | Low, Middle, High | 60MHz | QPSK | 1RB/ 0RB Offset |
| | | 650000 to 662000 | 650000 to 662000 | Low, Middle, High | 100MHz | QPSK | 1RB/ 0RB Offset |
| A | RADIATED EMISSION | 648668 to 663332 | 648668 to 663332 | Middle | 60MHz | QPSK | 1RB/ 0RB Offset |
| | | 649000 to 663000 | 649000 to 663000 | Low, Middle, High | 70MHz | QPSK | 1RB/ 0RB Offset |
| | | 649334 to 662666 | 649334 to 662666 | Middle | 80MHz | QPSK | 1RB/ 0RB Offset |
| | | 649668 to 662332 | 649668 to 662332 | Middle | 90MHz | QPSK | 1RB/ 0RB Offset |
| | | 650000 to 662000 | 650000 to 662000 | Middle | 100MHz | QPSK | 1RB/ 0RB Offset |

**Note:** 1.This device was tested under all bandwidths, RB configurations and modulations. The worst case was found in QPSK modulation.

2. The test data presented in the report from worst SA_n77(Part 27O).

**5G NR Band n78(Part27Q)/HPUE (15K)**

| EUT CONFIGURE MODE | TEST ITEM | AVAILABLE CP-OFDM CHANNEL | AVAILABLE DFT-S-OFDM CHANNEL | TESTED CHANNEL | CHANNEL BANDWIDTH | MODULATION | MODE(DFT-S-OFDM) (INCLUDE CP-OFDM) |
|---|---|---|---|---|---|---|---|
| A | EIRP | 630334 to 636332 | 630334 to 636332 | Low, Middle, High | 10MHz | QPSK | 1RB/ 0RB Offset |
| | | 630500 to 636166 | 630500 to 636166 | Low, Middle, High | 15MHz | QPSK | 1RB/ 0RB Offset |
| | | 630668 to 636000 | 630668 to 636000 | Low, Middle, High | 20MHz | QPSK | 1RB/ 0RB Offset |
| | | 631334 to 635332 | 631334 to 635332 | Low, Middle, High | 40MHz | QPSK | 1RB/ 0RB Offset |
| | | 631668 to 635000 | 631668 to 635000 | Low, Middle, High | 50MHz | Pi/2BPSK,QPSK,16QAM, 64QAM, 256QAM | 1RB/ 0RB Offset |

**Note: 1.**This device was tested under all bandwidths, RB configurations and modulations. The worst case was found in QPSK modulation.

2. The test data presented in the report from worst SA_n78(Part27Q).

3.SA n78(Part27Q) are covered by SA n77(Part27Q), Because it is a subset of SA n77(Part27Q) with the same output power and supported bandwidths, So the conducted test data and RSE test data please refer to SA n77(Part27Q).

**5G NR Band n78(Part27Q)/HPUE (30K)**

| EUT CONFIGURE MODE | TEST ITEM | AVAILABLE CP-OFDM CHANNEL | AVAILABLE DFT-S-OFDM CHANNEL | TESTED CHANNEL | CHANNEL BANDWIDTH | MODULATION | MODE(DFT-S-OFDM) (INCLUDE CP-OFDM) |
|---|---|---|---|---|---|---|---|
| A | EIRP | 630334 to 636332 | 630334 to 636332 | Low, Middle, High | 10MHz | QPSK | 1RB/ 0RB Offset |
| | | 630500 to 636166 | 630500 to 636166 | Low, Middle, High | 15MHz | QPSK | 1RB/ 0RB Offset |
| | | 630668 to 636000 | 630668 to 636000 | Low, Middle, High | 20MHz | QPSK | 1RB/ 0RB Offset |
| | | 631334 to 635332 | 631334 to 635332 | Low, Middle, High | 40MHz | QPSK | 1RB/ 0RB Offset |
| | | 631668 to 635000 | 631668 to 635000 | Low, Middle, High | 50MHz | QPSK | 1RB/ 0RB Offset |
| | | 632000 to 634666 | 632000 to 634666 | Low, Middle, High | 60MHz | QPSK | 1RB/ 0RB Offset |
| | | 632334 to 634332 | 632334 to 634332 | Low, Middle, High | 70MHz | QPSK | 1RB/ 0RB Offset |
| | | 632668 to 634000 | 632668 to 634000 | Low, Middle, High | 80MHz | QPSK | 1RB/ 0RB Offset |
| | | 633000 to 633666 | 633000 to 633666 | Low, Middle, High | 90MHz | QPSK | 1RB/ 0RB Offset |
| | | 633334 | 633334 | Middle, | 100MHz | Pi/2BPSK,QPSK,16QAM, 64QAM, 256QAM | 1RB/ 0RB Offset |

**Note: 1.**This device was tested under all bandwidths, RB configurations and modulations. The worst case was found in QPSK modulation.

2. The test data presented in the report from worst SA_n78(Part27Q).

3.SA n78(Part27Q) are covered by SA n77(Part27Q), Because it is a subset of SA n77(Part27Q) with the same output power and supported bandwidths, So the conducted test data and RSE test data please refer to SA n77(Part27Q).

## TEST CONDITION:

| TEST ITEM | ENVIRONMENTAL CONDITIONS | INPUT POWER | TESTED BY |
|---|---|---|---|
| ERP | 23deg. C, 70%RH | DC 5/5~11V By Adapter | Jace Hu |
| FREQUENCY STABILITY | 23deg. C, 70%RH | DC 3.7/3.91/4.3 By DC Source | James Fu |
| OCCUPIED BANDWIDTH | 23deg. C, 70%RH | DC 5/5~11V By Adapter | James Fu |
| BAND EDGE | 23deg. C, 70%RH | DC 5/5~11V By Adapter | James Fu |
| CONDUCTED EMISSION | 23deg. C, 70%RH | DC 5/5~11V By Adapter | James Fu |
| RADIATED EMISSION | 23deg. C, 70%RH | DC 5/5~11V By Adapter | Jace Hu |
| PEAK TO AVERAGE RATIO | 23deg. C, 70%RH | DC 5/5~11V By Adapter | James Fu |

## 2.5 GENERAL DESCRIPTION OF APPLIED STANDARDS

The EUT is a RF product. According to the specifications of the manufacturer, it must comply with the requirements of the following standards:

**FCC 47 CFR Part 2**

**FCC 47 CFR Part 22/24/27/90**

**KDB 971168 D01 Power Meas License Digital Systems v03r01**

**ANSI/TIA/EIA-603-D**

**ANSI/TIA/EIA-603-E**

**ANSI C63.26-2015**

**NOTE:** All test items have been performed and recorded as per the above standards.

# 3 TEST TYPES AND RESULTS

## 3.1 OUTPUT POWER MEASUREMENT

### 3.1.1 LIMITS OF OUTPUT POWER MEASUREMENT

Mobile / Portable station are limited to 7 watts e.r.p. (n5)

Mobile and portable stations are limited to 2 watts EIRP. (n2/n25)

The radiated peak output power shall be according to the specific rule Part 27.50(h)(2) that “User stations are limited to 2 watts” and 27.50(i) specific that “Peak transmit power must be measure over any interval of continuous transmission using instrumentation calibration in terms of rms-equivalent voltage.(n7/n38/n41)”

Fixed, mobile, and portable (hand-held) stations operating in the 1710-1755 MHz band and mobile and portable stations operating in the 1695-1710 MHz and 1755-1780 MHz bands are limited to 1 watt EIRP(n66)

According to the specific rule Part 27.50(b)(10) and 27.50(c)(10) Fixed, mobile, and Portable stations (hand-held devices) transmitting in the 698-746 MHz, 746-757 MHz, 776-788 MHz, and 805-806 MHz bands are limited to 3 watts ERP(n12/n71)

According to the specific rule Part 27.50(j)(4) and Part 27.50(k)(3) ,Mobile and portable stations are limited to 1 Watt EIRP. Mobile and portable stations operating in these bands must employ a means for limiting power to the minimum necessary for successful communications.(n77/n78)

Per FCC Part 90.635(a)(b)
The maximum output power of the transmitter for mobile stations is 100 watts (20 dBw).

### 3.1.2 TEST PROCEDURES

**EIRP / ERP MEASUREMENT:**

Per KDB 971168 D01 Power Meas License Digital Systems v03r01 or subclause 5.2.5.5 of ANSI C63.26-2015, the relevant equation for determing the ERP or EIRP from the conducted RF output power measured using the guidance provided above is:

ERP or EIRP = $P_{Meas} + G_T - L_C$

Where:

ERP or EIRP = effective radiated power or equivalent isotropically radiated power, respectively (expressed in the same units as $P_{Meas}$, typically dBW or dBm);

$P_{Meas}$ = measured transmitter output power or PSD, in dBm or dBW;

$G_T$ = gain of the transmitting antenna, in dBd (ERP) or dBi (EIRP);

$L_C$ = signal attenuation in the connecting cable between the transmitter and antenna, in dB.

**CONDUCTED POWER MEASUREMENT:**

a. The EUT was set up for the maximum power with LTE link data modulation and link up with simulator.
b. Set the EUT to transmit under low, middle and high channel and record the power level shown on simulator.

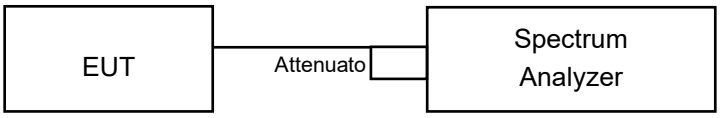

### 3.1.3 TEST SETUP

**CONDUCTED POWER MEASUREMENT:**

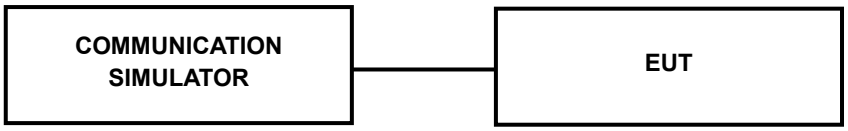


1. Connect the DUT transmitter output to the spectrum analyzer via coaxial cable while ensuring proper impedance matching.
2. Time the analyzer to the nominal center frequency of the emission bandwidth (EBW).
3. Set the span to twice the nominal EBW (span = 2 x EBW).
4. Set the resolution bandwidth (RBW) to approximately 1% of EBW.
5. Set the video bandwidth (VBW) to ≧ 3 x RBW
6. Select the average power (RMS) display detector.
7. Set the number of measurement points to ≧1001.
8. Use auto-coupled sweep time.
9. Perform measurement over an interval of time when the transmission is continuous and at its maximum power level.
10. Utilize trace averaging over 100 traces in the power averaging mode.
11. Use the Band/Channel Power function to determine the integrated power over the full EBW.
12. Record the band power level.
13. Adjust the recorded level by applying appropriate correction factors for the measurement set-up.
14. Determine the EIRP by adding the effective antenna gain to the adjusted power level.

For the actual test configuration, please refer to the attached file (Test Setup Photo).

### 3.1.4 TEST RESULTS

**CONDUCTED OUTPUT POWER (dBm)**

**5G SA**

**ANT 4(UP):**

| n2 (SCS 30 kHz) (Ant4) | | | | | | |
|---|---|---|---|---|---|---|
| **BW** | **MCS Index** | **RB Size** | **RB Offset** | **Low** | **Mid** | **High** |
| | | **Channel** | | **372000** | **376000** | **380000** |
| | | **Frequence (MHz)** | | **1860** | **1880** | **1900** |
| 20M | DFT-s-OFDM Pi/2 BPSK | 1 | 1 | 23.07 | 23.16 | 23.08 |
| | | 1 | 26 | 23.20 | 23.13 | 23.07 |
| | | 1 | 49 | 23.10 | 23.06 | 23.06 |
| | | 25 | 0 | 22.75 | 22.83 | 22.73 |
| | | 25 | 13 | 23.82 | 23.76 | 23.74 |
| | | 25 | 26 | 22.83 | 22.75 | 22.73 |
| | | 50 | 0 | 22.84 | 22.86 | 22.77 |
| | DFT-s-OFDM QPSK | 1 | 1 | 23.22 | 23.26 | 23.15 |
| | | 1 | 26 | 23.32 | 23.17 | 23.14 |
| | | 1 | 49 | 23.21 | 23.10 | 23.18 |
| | | 25 | 0 | 22.84 | 22.86 | 22.88 |
| | | 25 | 13 | **23.86** | 23.85 | 23.83 |
| | | 25 | 26 | 22.94 | 22.89 | 22.83 |
| | | 50 | 0 | 22.89 | 22.91 | 22.78 |
| | DFT-s-OFDM 16QAM | 25 | 13 | 22.95 | 22.84 | 22.89 |
| | DFT-s-OFDM 64QAM | 25 | 13 | 21.43 | 21.39 | 21.31 |
| | DFT-s-OFDM 256QAM | 25 | 13 | 19.60 | 19.50 | 19.54 |
| **BW** | **MCS Index** | **Channel** | | **371500** | **376000** | **380500** |
| | | **Frequence (MHz)** | | **1857.5** | **1880** | **1902.5** |
| 15M | DFT-s-OFDM QPSK | 18 | 9 | 23.79 | 23.78 | 23.72 |
| **BW** | **MCS Index** | **Channel** | | **371000** | **376000** | **381000** |
| | | **Frequence (MHz)** | | **1855** | **1880** | **1905** |
| 10M | DFT-s-OFDM QPSK | 12 | 6 | 23.74 | 23.71 | 23.75 |

| n7 (SCS 30 kHz) _Ant 4 | | | | | | |
|---|---|---|---|---|---|---|
| BW | MCS Index | RB Size | RB Offset | Low | Mid | High |
| | | Channel | | 505000 | 507000 | 509000 |
| | | Frequence (MHz) | | 2525 | 2535 | 2545 |
| 50M | DFT-s-OFDM Pi/2 BPSK | 1 | 1 | 23.27 | 23.13 | 23.06 |
| | | 1 | 67 | 23.23 | 23.11 | 23.21 |
| | | 1 | 131 | 23.03 | 23.09 | 23.21 |
| | | 64 | 0 | 22.84 | 22.83 | 22.81 |
| | | 64 | 35 | 23.87 | 23.96 | 23.93 |
| | | 64 | 69 | 22.82 | 22.78 | 22.65 |
| | | 128 | 0 | 22.76 | 22.89 | 22.74 |
| | DFT-s-OFDM QPSK | 1 | 1 | 23.28 | 23.16 | 23.14 |
| | | 1 | 67 | 23.38 | 23.17 | 23.31 |
| | | 1 | 131 | 23.13 | 23.18 | 23.22 |
| | | 64 | 0 | 22.94 | 22.95 | 22.89 |
| | | 64 | 35 | **24.00** | 23.98 | 23.99 |
| | | 64 | 69 | 22.91 | 22.86 | 22.71 |
| | | 128 | 0 | 22.89 | 22.91 | 22.83 |
| | DFT-s-OFDM 16QAM | 64 | 35 | 23.05 | 23.03 | 23.06 |
| | DFT-s-OFDM 64QAM | 64 | 35 | 21.51 | 21.50 | 21.48 |
| | DFT-s-OFDM 256QAM | 64 | 35 | 19.63 | 19.61 | 19.53 |
| BW | MCS Index | Channel | | 503500 | 507000 | 510500 |
| | | Frequence (MHz) | | 2517.5 | 2535 | 2552.5 |
| 40M | DFT-s-OFDM QPSK | 50 | 25 | 23.93 | 23.82 | 23.88 |
| BW | MCS Index | Channel | | 503000 | 507000 | 511000 |
| | | Frequence (MHz) | | 2515 | 2535 | 2555 |
| 30M | DFT-s-OFDM QPSK | 36 | 18 | 23.81 | 23.84 | 23.79 |
| BW | MCS Index | Channel | | 502500 | 507000 | 511500 |
| | | Frequence (MHz) | | 2512.5 | 2535 | 2557.5 |
| 25M | DFT-s-OFDM QPSK | 32 | 16 | 23.95 | 23.84 | 23.89 |

| BW | MCS Index | Channel | | 502000 | 507000 | 512000 |
|---|---|---|---|---|---|---|
| | | Frequence (MHz) | | 2510 | 2535 | 2560 |
| 20M | DFT-s-OFDM QPSK | 25 | 12 | 23.93 | 23.88 | 23.82 |
| BW | MCS Index | Channel | | 501500 | 507000 | 512500 |
| | | Frequence (MHz) | | 2507.5 | 2535 | 2562.5 |
| 15M | DFT-s-OFDM QPSK | 18 | 9 | 23.92 | 23.85 | 23.85 |
| BW | MCS Index | Channel | | 501000 | 507000 | 513000 |
| | | Frequence (MHz) | | 2505 | 2535 | 2565 |
| 10M | DFT-s-OFDM QPSK | 12 | 6 | 23.80 | 23.86 | 23.87 |

| n66 (SCS 30 kHz) (Ant4) | | | | | | |
|---|---|---|---|---|---|---|
| BW | MCS Index | RB Size | RB Offset | Low | Mid | High |
| | | Channel | | 346000 | 349000 | 352000 |
| | | Frequence (MHz) | | 1730 | 1745 | 1760 |
| 40M | DFT-s-OFDM Pi/2 BPSK | 1 | 1 | 23.18 | 23.09 | 23.04 |
| | | 1 | 50 | 23.40 | 23.29 | 23.36 |
| | | 1 | 104 | 23.13 | 23.11 | 23.12 |
| | | 50 | 0 | 22.86 | 22.88 | 22.87 |
| | | 50 | 28 | 24.01 | 23.90 | 23.92 |
| | | 50 | 56 | 22.74 | 22.88 | 22.63 |
| | | 100 | 0 | 22.86 | 22.87 | 22.78 |
| | DFT-s-OFDM QPSK | 1 | 1 | 23.29 | 23.15 | 23.11 |
| | | 1 | 50 | 23.44 | 23.38 | 23.40 |
| | | 1 | 104 | 23.18 | 23.21 | 23.17 |
| | | 50 | 0 | 22.92 | 22.96 | 22.95 |
| | | 50 | 28 | **24.06** | 24.03 | 24.02 |
| | | 50 | 56 | 22.82 | 22.97 | 22.73 |
| | | 100 | 0 | 22.89 | 22.98 | 22.91 |
| | DFT-s-OFDM 16QAM | 50 | 28 | 23.04 | 23.07 | 23.05 |
| | DFT-s-OFDM 64QAM | 50 | 28 | 21.64 | 21.65 | 21.72 |
| | DFT-s-OFDM 256QAM | 50 | 28 | 19.64 | 19.69 | 19.66 |

| BW | MCS Index | Channel | | 345500 | 349000 | 352500 |
|---|---|---|---|---|---|---|
| | | Frequence (MHz) | | 1727.5 | 1745 | 1762.5 |
| 35M | DFT-s-OFDM QPSK | 45 | 22 | 23.81 | 23.88 | 23.87 |
| BW | MCS Index | Channel | | 345000 | 349000 | 353000 |
| | | Frequence (MHz) | | 1725 | 1745 | 1765 |
| 30M | DFT-s-OFDM QPSK | 36 | 18 | 23.95 | 24.02 | 23.94 |
| BW | MCS Index | Channel | | 344500 | 349000 | 353500 |
| | | Frequence (MHz) | | 1722.5 | 1745 | 1767.5 |
| 25M | DFT-s-OFDM QPSK | 32 | 16 | 23.78 | 23.86 | 23.58 |
| BW | MCS Index | Channel | | 344000 | 349000 | 354000 |
| | | Frequence (MHz) | | 1720 | 1745 | 1770 |
| 20M | DFT-s-OFDM QPSK | 25 | 12 | 23.71 | 23.96 | 23.59 |
| BW | MCS Index | Channel | | 343500 | 349000 | 354500 |
| | | Frequence (MHz) | | 1717.5 | 1745 | 1772.5 |
| 15M | DFT-s-OFDM QPSK | 18 | 9 | 23.92 | 23.98 | 23.90 |
| BW | MCS Index | Channel | | 343000 | 349000 | 355000 |
| | | Frequence (MHz) | | 1715 | 1745 | 1775 |
| 10M | DFT-s-OFDM QPSK | 12 | 6 | 23.79 | 23.82 | 23.80 |

| n38 (SCS 15 kHz) (Ant4) | | | | | | |
|---|---|---|---|---|---|---|
| BW | MCS Index | RB Size | RB Offset | Low | Mid | High |
| | | Channel | | 518000 | 519000 | 520000 |
| | | Frequence (MHz) | | 2590 | 2595 | 2600 |
| 40M | DFT-s-OFDM Pi/2 BPSK | 1 | 1 | 22.87 | 22.80 | 22.85 |
| | | 1 | 105 | 23.21 | 23.33 | 23.23 |
| | | 1 | 214 | 22.60 | 22.81 | 22.64 |
| | | 108 | 0 | 22.16 | 22.17 | 22.32 |
| | | 108 | 54 | 23.25 | 23.28 | 23.35 |
| | | 108 | 108 | 22.22 | 22.24 | 22.23 |
| | | 216 | 0 | 22.34 | 22.16 | 22.19 |
| | DFT-s-OFDM QPSK | 1 | 1 | 22.92 | 22.87 | 22.88 |
| | | 1 | 105 | 23.26 | 23.35 | 23.36 |
| | | 1 | 214 | 22.70 | 22.85 | 22.77 |
| | | 108 | 0 | 22.31 | 22.28 | 22.33 |
| | | 108 | 54 | 23.36 | 23.34 | **23.38** |
| | | 108 | 108 | 22.32 | 22.33 | 22.34 |
| | | 216 | 0 | 22.40 | 22.25 | 22.32 |
| | DFT-s-OFDM 16QAM | 108 | 54 | 22.45 | 22.42 | 22.45 |
| | DFT-s-OFDM 64QAM | 108 | 54 | 21.65 | 21.63 | 21.69 |
| | DFT-s-OFDM 256QAM | 108 | 54 | 19.62 | 19.57 | 19.60 |
| BW | MCS Index | Channel | | 517000 | 519000 | 521000 |
| | | Frequence (MHz) | | 2585 | 2595 | 2605 |
| 30M | DFT-s-OFDM QPSK | 80 | 40 | 23.24 | 23.30 | 23.28 |
| BW | MCS Index | Channel | | 516500 | 519000 | 521500 |
| | | Frequence (MHz) | | 2582.5 | 2595 | 2607.5 |
| 25M | DFT-s-OFDM QPSK | 64 | 32 | 23.19 | 23.24 | 23.30 |
| BW | MCS Index | Channel | | 516000 | 519000 | 522000 |
| | | Frequence (MHz) | | 2580 | 2595 | 2610 |
| 20M | DFT-s-OFDM QPSK | 50 | 25 | 23.32 | 23.24 | 23.36 |

| BW | MCS Index | Channel | | 515500 | 519000 | 522500 |
|---|---|---|---|---|---|---|
| | | Frequence (MHz) | | 2577.5 | 2595 | 2612.5 |
| 15M | DFT-s-OFDM QPSK | 36 | 18 | 23.28 | 23.22 | 23.34 |
| BW | MCS Index | Channel | | 515000 | 519000 | 523000 |
| | | Frequence (MHz) | | 2575 | 2595 | 2615 |
| 10M | DFT-s-OFDM QPSK | 25 | 12 | 23.25 | 23.22 | 23.31 |
| BW | MCS Index | Channel | | 514500 | 518500 | 523500 |
| | | Frequence (MHz) | | 2572.5 | 2592.5 | 2617.5 |
| 5M | DFT-s-OFDM QPSK | 12 | 6 | 23.18 | 23.28 | 23.29 |

| n41 (SCS 15 kHz) (Ant4) | | | | | | |
|---|---|---|---|---|---|---|
| BW | MCS Index | RB Size | RB Offset | Low | Mid | High |
| | | Channel | | 504201 | 518601 | 532998 |
| | | Frequence (MHz) | | 2521.005 | 2593.005 | 2664.99 |
| 50M | DFT-s-OFDM Pi/2 BPSK | 1 | 1 | 23.49 | 23.44 | 23.55 |
| | | 1 | 135 | 23.75 | 23.63 | 23.71 |
| | | 1 | 268 | 23.59 | 23.52 | 23.59 |
| | | 135 | 0 | 22.81 | 22.73 | 22.68 |
| | | 135 | 68 | 23.76 | 23.77 | 23.74 |
| | | 135 | 135 | 22.70 | 22.67 | 22.67 |
| | | 270 | 0 | 22.84 | 22.84 | 22.71 |
| | DFT-s-OFDM QPSK | 1 | 1 | 23.61 | 23.56 | 23.63 |
| | | 1 | 135 | 23.85 | 23.74 | 23.81 |
| | | 1 | 268 | 23.64 | 23.54 | 23.62 |
| | | 135 | 0 | 22.86 | 22.75 | 22.78 |
| | | 135 | 68 | **23.91** | 23.86 | 23.89 |
| | | 135 | 135 | 22.79 | 22.77 | 22.78 |
| | | 270 | 0 | 22.86 | 22.87 | 22.84 |
| | DFT-s-OFDM 16QAM | 135 | 68 | 22.94 | 22.89 | 22.93 |
| | DFT-s-OFDM 64QAM | 135 | 68 | 21.74 | 21.70 | 21.67 |
| | DFT-s-OFDM 256QAM | 135 | 68 | 19.81 | 19.77 | 19.70 |

| BW | MCS Index | Channel | | 503202 | 518601 | 534000 |
|---|---|---|---|---|---|---|
| | | Frequence (MHz) | | 2516.01 | 2593.005 | 2670 |
| 40M | DFT-s-OFDM QPSK | 108 | 54 | 23.76 | 23.68 | 23.66 |
| BW | MCS Index | Channel | | 502200 | 518601 | 534999 |
| | | Frequence (MHz) | | 2511 | 2593.005 | 2674.995 |
| 30M | DFT-s-OFDM QPSK | 80 | 40 | 23.88 | 23.83 | 23.78 |
| BW | MCS Index | Channel | | 501201 | 518601 | 535998 |
| | | Frequence (MHz) | | 2506.005 | 2593.005 | 2679.99 |
| 20M | DFT-s-OFDM QPSK | 50 | 25 | 23.77 | 23.85 | 23.74 |
| BW | MCS Index | Channel | | 500700 | 518601 | 536499 |
| | | Frequence (MHz) | | 2503.5 | 2593.005 | 2682.495 |
| 15M | DFT-s-OFDM QPSK | 36 | 18 | 23.74 | 23.69 | 23.67 |
| BW | MCS Index | Channel | | 500202 | 518601 | 537000 |
| | | Frequence (MHz) | | 2501.01 | 2593.005 | 2685 |
| 10M | DFT-s-OFDM QPSK | 25 | 12 | 23.80 | 23.82 | 23.80 |

| n2 (SCS 15 kHz) (Ant4) | | | | | | |
|---|---|---|---|---|---|---|
| BW | MCS Index | RB Size | RB Offset | Low | Mid | High |
| | | Channel | | 372000 | 376000 | 380000 |
| | | Frequence (MHz) | | 1860 | 1880 | 1900 |
| 20M | DFT-s-OFDM Pi/2 BPSK | 1 | 1 | 22.91 | 23.31 | 22.90 |
| | | 1 | 53 | 23.05 | 23.47 | 22.82 |
| | | 1 | 104 | 22.94 | 23.28 | 22.81 |
| | | 50 | 0 | 22.63 | 22.61 | 22.77 |
| | | 50 | 28 | 23.77 | 23.75 | 23.71 |
| | | 50 | 56 | 22.68 | 22.76 | 22.59 |
| | | 100 | 0 | 22.63 | 22.62 | 22.78 |
| | DFT-s-OFDM QPSK | 1 | 1 | 23.03 | 23.42 | 22.91 |
| | | 1 | 53 | 23.12 | 23.54 | 22.95 |
| | | 1 | 104 | 23.04 | 23.42 | 22.83 |
| | | 50 | 0 | 22.72 | 22.75 | 22.79 |
| | | 50 | 28 | 23.81 | **23.84** | 23.73 |
| | | 50 | 56 | 22.76 | 22.86 | 22.66 |
| | | 100 | 0 | 22.71 | 22.79 | 22.77 |
| | DFT-s-OFDM 16QAM | 50 | 28 | 22.79 | 22.72 | 22.74 |
| | DFT-s-OFDM 64QAM | 50 | 28 | 21.42 | 21.33 | 21.39 |
| | DFT-s-OFDM 256QAM | 50 | 28 | 19.50 | 19.41 | 19.47 |
| BW | MCS Index | Channel | | 371500 | 376000 | 380500 |
| | | Frequence (MHz) | | 1857.5 | 1880 | 1902.5 |
| 15M | DFT-s-OFDM QPSK | 36 | 22 | 23.78 | 23.74 | 23.65 |
| BW | MCS Index | Channel | | 371000 | 376000 | 381000 |
| | | Frequence (MHz) | | 1855 | 1880 | 1905 |
| 10M | DFT-s-OFDM QPSK | 25 | 14 | 23.67 | 23.71 | 23.62 |
| BW | MCS Index | Channel | | 370500 | 376000 | 381500 |
| | | Frequence (MHz) | | 1852.5 | 1880 | 1907.5 |
| 5M | DFT-s-OFDM QPSK | 12 | 7 | 23.58 | 23.76 | 23.63 |

| n5 (SCS 15 kHz)_Ant 4 | | | | | | |
|---|---|---|---|---|---|---|
| BW | MCS Index | RB Size | RB Offset | Low | Mid | High |
| | | Channel | | 166800 | 167300 | 167800 |
| | | Frequence (MHz) | | 834 | 836.5 | 839 |
| 20M | DFT-s-OFDM Pi/2 BPSK | 1 | 1 | 24.24 | 24.52 | 24.10 |
| | | 1 | 53 | 24.58 | 24.54 | 24.34 |
| | | 1 | 104 | 24.31 | 24.36 | 24.05 |
| | | 50 | 0 | 23.28 | 23.38 | 23.50 |
| | | 50 | 28 | 24.52 | 24.53 | 24.51 |
| | | 50 | 56 | 23.21 | 23.48 | 23.44 |
| | | 100 | 0 | 23.33 | 23.37 | 23.45 |
| | DFT-s-OFDM QPSK | 1 | 1 | 24.26 | 24.33 | 24.15 |
| | | 1 | 53 | 24.49 | 24.56 | 24.37 |
| | | 1 | 104 | 24.38 | 24.49 | 24.15 |
| | | 50 | 0 | 23.39 | 23.42 | 23.52 |
| | | 50 | 28 | 24.53 | **24.64** | 24.59 |
| | | 50 | 56 | 23.35 | 23.52 | 23.56 |
| | | 100 | 0 | 23.41 | 23.51 | 23.52 |
| | DFT-s-OFDM 16QAM | 50 | 28 | 23.58 | 23.60 | 23.58 |
| | DFT-s-OFDM 64QAM | 50 | 28 | 22.03 | 22.05 | 22.10 |
| | DFT-s-OFDM 256QAM | 50 | 28 | 20.00 | 20.09 | 20.07 |
| BW | MCS Index | Channel | | 166300 | 167300 | 168300 |
| | | Frequence (MHz) | | 831.5 | 836.5 | 841.5 |
| 15M | DFT-s-OFDM QPSK | 36 | 22 | 24.49 | 24.55 | 24.44 |
| BW | MCS Index | Channel | | 165800 | 167300 | 168800 |
| | | Frequence (MHz) | | 829 | 836.5 | 844 |
| 10M | DFT-s-OFDM QPSK | 25 | 14 | 24.40 | 24.39 | 24.49 |
| BW | MCS Index | Channel | | 165300 | 167300 | 169300 |
| | | Frequence (MHz) | | 826.5 | 836.5 | 846.5 |
| 5M | DFT-s-OFDM QPSK | 12 | 7 | 24.58 | 24.52 | 24.37 |

| n7 (SCS 15 kHz) _Ant 4 | | | | | | |
|---|---|---|---|---|---|---|
| BW | MCS Index | RB Size | RB Offset | Low | Mid | High |
| | | Channel | | 505000 | 507000 | 509000 |
| | | Frequence (MHz) | | 2525 | 2535 | 2545 |
| 50M | DFT-s-OFDM Pi/2 BPSK | 1 | 1 | 23.37 | 23.22 | 23.26 |
| | | 1 | 135 | 23.42 | 23.50 | 23.44 |
| | | 1 | 268 | 23.18 | 23.24 | 23.26 |
| | | 135 | 0 | 22.92 | 22.92 | 22.79 |
| | | 135 | 68 | 23.98 | 23.92 | 23.95 |
| | | 135 | 135 | 23.02 | 22.84 | 22.75 |
| | | 270 | 0 | 22.88 | 22.83 | 22.78 |
| | DFT-s-OFDM QPSK | 1 | 1 | 23.49 | 23.36 | 23.33 |
| | | 1 | 135 | 23.57 | 23.52 | 23.45 |
| | | 1 | 268 | 23.29 | 23.26 | 23.30 |
| | | 135 | 0 | 22.97 | 23.00 | 22.94 |
| | | 135 | 68 | **24.04** | 24.03 | 23.99 |
| | | 135 | 135 | 23.03 | 22.99 | 22.84 |
| | | 270 | 0 | 23.02 | 22.91 | 22.85 |
| | DFT-s-OFDM 16QAM | 135 | 68 | 23.07 | 23.03 | 23.03 |
| | DFT-s-OFDM 64QAM | 135 | 68 | 21.60 | 21.61 | 21.57 |
| | DFT-s-OFDM 256QAM | 135 | 68 | 19.68 | 19.54 | 19.59 |
| BW | MCS Index | Channel | | 503500 | 507000 | 510500 |
| | | Frequence (MHz) | | 2517.5 | 2535 | 2552.5 |
| 40M | DFT-s-OFDM QPSK | 108 | 54 | 23.99 | 24.01 | 23.94 |
| BW | MCS Index | Channel | | 503000 | 507000 | 511000 |
| | | Frequence (MHz) | | 2515 | 2535 | 2555 |
| 30M | DFT-s-OFDM QPSK | 80 | 40 | 23.95 | 23.94 | 23.92 |
| BW | MCS Index | Channel | | 502500 | 507000 | 511500 |
| | | Frequence (MHz) | | 2512.5 | 2535 | 2557.5 |
| 25M | DFT-s-OFDM QPSK | 64 | 35 | 24.02 | 23.79 | 23.91 |

| BW | MCS Index | Channel | | 502000 | 507000 | 512000 |
|---|---|---|---|---|---|---|
| | | Frequence (MHz) | | 2510 | 2535 | 2560 |
| 20M | DFT-s-OFDM QPSK | 50 | 28 | 24.00 | 23.86 | 23.91 |
| BW | MCS Index | Channel | | 501500 | 507000 | 512500 |
| | | Frequence (MHz) | | 2507.5 | 2535 | 2562.5 |
| 15M | DFT-s-OFDM QPSK | 36 | 22 | 23.89 | 23.95 | 23.68 |
| BW | MCS Index | Channel | | 501000 | 507000 | 513000 |
| | | Frequence (MHz) | | 2505 | 2535 | 2565 |
| 10M | DFT-s-OFDM QPSK | 25 | 14 | 23.92 | 23.75 | 23.84 |
| BW | MCS Index | Channel | | 500500 | 507000 | 513500 |
| | | Frequence (MHz) | | 2502.5 | 2535 | 2567.5 |
| 5M | DFT-s-OFDM QPSK | 12 | 7 | 23.82 | 23.88 | 23.91 |

| n12 (SCS 15 kHz) (Ant4) | | | | | | |
|---|---|---|---|---|---|---|
| BW | MCS Index | RB Size | RB Offset | Low | Mid | High |
| | | Channel | | 141300 | 141500 | 141700 |
| | | Frequence (MHz) | | 706.5 | 707.5 | 708.5 |
| 15M | DFT-s-OFDM Pi/2 BPSK | 1 | 1 | 23.63 | 23.57 | 23.74 |
| | | 1 | 38 | 23.68 | 23.53 | 23.73 |
| | | 1 | 77 | 23.52 | 23.55 | 23.64 |
| | | 36 | 0 | 22.52 | 22.84 | 22.72 |
| | | 36 | 22 | 23.77 | 23.84 | 23.81 |
| | | 36 | 43 | 22.72 | 22.69 | 22.68 |
| | | 75 | 0 | 22.94 | 22.91 | 22.93 |
| | DFT-s-OFDM QPSK | 1 | 1 | 23.73 | 23.64 | 23.66 |
| | | 1 | 38 | 23.71 | 23.80 | 23.72 |
| | | 1 | 77 | 23.63 | 23.59 | 23.48 |
| | | 36 | 0 | 22.76 | 22.78 | 22.79 |
| | | 36 | 22 | 23.78 | **23.92** | 23.88 |
| | | 36 | 43 | 22.90 | 22.71 | 22.79 |
| | | 75 | 0 | 22.74 | 22.77 | 22.69 |
| | DFT-s-OFDM 16QAM | 1 | 1 | 22.85 | 22.84 | 22.74 |
| | DFT-s-OFDM 64QAM | 1 | 1 | 21.66 | 21.66 | 21.53 |

| | | | | | | |
|---|---|---|---|---|---|---|
| | DFT-s-OFDM 256QAM | 1 | 1 | 19.62 | 19.54 | 19.54 |
| **BW** | **MCS Index** | **Channel** | | **140800** | **141500** | **142200** |
| | | **Frequence (MHz)** | | **704** | **707.5** | **711** |
| 10M | DFT-s-OFDM QPSK | 25 | 14 | 23.69 | 23.78 | 23.70 |
| **BW** | **MCS Index** | **Channel** | | **140300** | **141500** | **142700** |
| | | **Frequence (MHz)** | | **701.5** | **707.5** | **713.5** |
| 5M | DFT-s-OFDM QPSK | 12 | 7 | 23.65 | 23.77 | 23.86 |

| **n26 (SCS 15 kHz) (Ant4)_Q** | | | | | | |
|---|---|---|---|---|---|---|
| **BW** | **MCS Index** | **RB Size** | **RB Offset** | **Low** | **Mid** | **High** |
| | | **Channel** | | | **163800** | |
| | | **Frequence (MHz)** | | | **819** | |
| 10M | DFT-s-OFDM Pi/2 BPSK | 1 | 1 | | 23.93 | |
| | | 1 | 25 | | 23.84 | |
| | | 1 | 50 | | 23.86 | |
| | | 25 | 0 | | 22.82 | |
| | | 25 | 14 | | 23.95 | |
| | | 25 | 27 | | 22.83 | |
| | | 50 | 0 | | 23.15 | |
| | DFT-s-OFDM QPSK | 1 | 1 | | 23.79 | |
| | | 1 | 25 | | 24.01 | |
| | | 1 | 50 | | 23.88 | |
| | | 25 | 0 | | 22.94 | |
| | | 25 | 14 | | **24.11** | |
| | | 25 | 27 | | 22.86 | |
| | | 50 | 0 | | 22.97 | |
| | DFT-s-OFDM 16QAM | 1 | 1 | | 22.96 | |
| | DFT-s-OFDM 64QAM | 1 | 1 | | 21.72 | |
| | DFT-s-OFDM 256QAM | 1 | 1 | | 19.59 | |
| **BW** | **MCS Index** | **Channel** | | **163300** | **163800** | **164300** |
| | | **Frequence (MHz)** | | **816.5** | **819** | **821.5** |
| 5M | DFT-s-OFDM QPSK | 1 | 1 | 23.94 | 23.75 | 23.89 |

| n26 (SCS 15 kHz) (Ant4)_H | | | | | | |
|---|---|---|---|---|---|---|
| BW | MCS Index | RB Size | RB Offset | Low | Mid | High |
| | | Channel | | 166800 | 167300 | 167800 |
| | | Frequence (MHz) | | 834 | 836.5 | 839 |
| 20M | DFT-s-OFDM Pi/2 BPSK | 1 | 1 | 23.64 | 23.88 | 23.84 |
| | | 1 | 53 | 23.67 | 23.86 | 23.94 |
| | | 1 | 104 | 23.44 | 23.83 | 23.70 |
| | | 50 | 0 | 22.71 | 22.80 | 22.84 |
| | | 50 | 28 | 23.99 | 23.98 | 24.07 |
| | | 50 | 56 | 22.82 | 22.94 | 22.98 |
| | | 100 | 0 | 22.92 | 23.04 | 22.86 |
| | DFT-s-OFDM QPSK | 1 | 1 | 23.75 | 23.79 | 23.86 |
| | | 1 | 53 | 23.74 | 23.99 | 23.98 |
| | | 1 | 104 | 23.64 | 23.90 | 23.84 |
| | | 50 | 0 | 22.81 | 22.88 | 22.96 |
| | | 50 | 28 | 23.99 | **24.18** | 24.09 |
| | | 50 | 56 | 23.01 | 22.84 | 23.07 |
| | | 100 | 0 | 22.82 | 22.93 | 22.99 |
| | DFT-s-OFDM 16QAM | 1 | 1 | 23.00 | 23.08 | 23.08 |
| | DFT-s-OFDM 64QAM | 1 | 1 | 21.50 | 21.58 | 21.56 |
| | DFT-s-OFDM 256QAM | 1 | 1 | 19.54 | 19.55 | 19.58 |
| BW | MCS Index | Channel | | 166300 | 167300 | 168300 |
| | | Frequence (MHz) | | 831.5 | 836.5 | 841.5 |
| 15M | DFT-s-OFDM QPSK | 1 | 1 | 23.93 | 23.67 | 23.89 |
| BW | MCS Index | Channel | | 165800 | 167300 | 168800 |
| | | Frequence (MHz) | | 829 | 836.5 | 844 |
| 10M | DFT-s-OFDM QPSK | 1 | 1 | 23.76 | 23.91 | 24.04 |
| BW | MCS Index | Channel | | 165300 | 167300 | 169300 |
| | | Frequence (MHz) | | 826.5 | 836.5 | 846.5 |
| 5M | DFT-s-OFDM QPSK | 1 | 1 | 23.87 | 23.93 | 23.92 |

| n38 (SCS 30 kHz)_Ant4 | | | | | | |
|---|---|---|---|---|---|---|
| BW | MCS Index | RB Size | RB Offset | Low | Mid | High |
| | | Channel | | 518000 | 519000 | 520000 |
| | | Frequence (MHz) | | 2590 | 2595 | 2600 |
| 40M | DFT-s-OFDM Pi/2 BPSK | 1 | 1 | 22.98 | 23.11 | 22.97 |
| | | 1 | 53 | 23.57 | 23.36 | 23.45 |
| | | 1 | 104 | 22.78 | 22.86 | 22.74 |
| | | 50 | 0 | 22.37 | 22.46 | 22.33 |
| | | 50 | 28 | 23.49 | 23.54 | 23.51 |
| | | 50 | 56 | 22.37 | 22.38 | 22.36 |
| | | 100 | 0 | 22.48 | 22.29 | 22.45 |
| | DFT-s-OFDM QPSK | 1 | 1 | 23.03 | 23.04 | 23.00 |
| | | 1 | 53 | 23.52 | 23.51 | 23.54 |
| | | 1 | 104 | 22.93 | 22.88 | 22.88 |
| | | 50 | 0 | 22.45 | 22.43 | 22.45 |
| | | 50 | 28 | 23.51 | 23.55 | **23.59** |
| | | 50 | 56 | 22.41 | 22.39 | 22.44 |
| | | 100 | 0 | 22.50 | 22.42 | 22.58 |
| | DFT-s-OFDM 16QAM | 50 | 28 | 22.70 | 22.52 | 22.74 |
| | DFT-s-OFDM 64QAM | 50 | 28 | 21.62 | 21.67 | 21.54 |
| | DFT-s-OFDM 256QAM | 50 | 28 | 19.61 | 19.78 | 19.64 |
| BW | MCS Index | Channel | | 517000 | 519000 | 521000 |
| | | Frequence (MHz) | | 2585 | 2595 | 2605 |
| 30M | DFT-s-OFDM QPSK | 36 | 21 | 23.36 | 23.29 | 23.41 |
| BW | MCS Index | Channel | | 516500 | 519000 | 521500 |
| | | Frequence (MHz) | | 2582.5 | 2595 | 2607.5 |
| 25M | DFT-s-OFDM QPSK | 32 | 17 | 23.27 | 23.46 | 23.44 |
| BW | MCS Index | Channel | | 516000 | 519000 | 522000 |
| | | Frequence (MHz) | | 2580 | 2595 | 2610 |
| 20M | DFT-s-OFDM QPSK | 25 | 13 | 23.43 | 23.32 | 23.45 |

| BW | MCS Index | Channel | | 515500 | 519000 | 522500 |
|---|---|---|---|---|---|---|
| | | Frequence (MHz) | | 2577.5 | 2595 | 2612.5 |
| 15M | DFT-s-OFDM QPSK | 18 | 10 | 23.46 | 23.43 | 23.28 |
| **BW** | **MCS Index** | **Channel** | | **515000** | **519000** | **523000** |
| | | **Frequence (MHz)** | | **2575** | **2595** | **2615** |
| 10M | DFT-s-OFDM QPSK | 12 | 6 | 23.46 | 23.44 | 23.47 |

| n41 (SCS 30 kHz)_Ant4 | | | | | | |
|---|---|---|---|---|---|---|
| **BW** | **MCS Index** | **RB Size** | **RB Offset** | **Low** | **Mid** | **High** |
| | | **Channel** | | **509202** | **518598** | **528000** |
| | | **Frequence (MHz)** | | **2546.01** | **2592.99** | **2640** |
| 100M | DFT-s-OFDM Pi/2 BPSK | 1 | 1 | 23.17 | 23.08 | 22.93 |
| | | 1 | 137 | 23.95 | 23.90 | 23.92 |
| | | 1 | 271 | 22.89 | 23.16 | 23.05 |
| | | 135 | 0 | 22.54 | 22.78 | 22.55 |
| | | 135 | 69 | 24.05 | 23.91 | 23.88 |
| | | 135 | 138 | 22.63 | 22.87 | 22.74 |
| | | 270 | 0 | 22.61 | 22.84 | 22.57 |
| | DFT-s-OFDM QPSK | 1 | 1 | 23.11 | 23.12 | 22.96 |
| | | 1 | 137 | 23.84 | 24.04 | 23.85 |
| | | 1 | 271 | 22.96 | 23.24 | 23.07 |
| | | 135 | 0 | 22.69 | 22.84 | 22.66 |
| | | 135 | 69 | 23.85 | **24.06** | 23.94 |
| | | 135 | 138 | 22.66 | 22.92 | 22.76 |
| | | 270 | 0 | 22.70 | 22.87 | 22.71 |
| | DFT-s-OFDM 16QAM | 135 | 69 | 22.93 | 22.94 | 22.98 |
| | DFT-s-OFDM 64QAM | 135 | 69 | 21.63 | 21.71 | 21.57 |
| | DFT-s-OFDM 256QAM | 135 | 69 | 19.71 | 19.62 | 19.55 |
| **BW** | **MCS Index** | **Channel** | | **508200** | **518598** | **528996** |
| | | **Frequence (MHz)** | | **2541** | **2592.99** | **2644.98** |
| 90M | DFT-s-OFDM QPSK | 120 | 63 | 23.77 | 23.88 | 23.87 |

| BW | MCS Index | Channel | | 507204 | 518598 | 529998 |
|---|---|---|---|---|---|---|
| | | Frequence (MHz) | | 2536.02 | 2592.99 | 2649.99 |
| 80M | DFT-s-OFDM QPSK | 108 | 55 | 23.84 | 23.91 | 23.67 |
| BW | MCS Index | Channel | | 506202 | 518598 | 531000 |
| | | Frequence (MHz) | | 2531.01 | 2592.99 | 2655 |
| 70M | DFT-s-OFDM QPSK | 90 | 50 | 23.80 | 23.95 | 23.72 |
| BW | MCS Index | Channel | | 505200 | 518598 | 531996 |
| | | Frequence (MHz) | | 2526 | 2592.99 | 2659.98 |
| 60M | DFT-s-OFDM QPSK | 81 | 41 | 23.69 | 23.97 | 23.86 |
| BW | MCS Index | Channel | | 504204 | 518598 | 532998 |
| | | Frequence (MHz) | | 2521.02 | 2592.99 | 2664.99 |
| 50M | DFT-s-OFDM QPSK | 64 | 35 | 23.71 | 23.99 | 23.87 |
| BW | MCS Index | Channel | | 503202 | 518598 | 534000 |
| | | Frequence (MHz) | | 2516.01 | 2592.99 | 2670 |
| 40M | DFT-s-OFDM QPSK | 50 | 28 | 23.82 | 23.93 | 23.88 |
| BW | MCS Index | Channel | | 502200 | 518598 | 534996 |
| | | Frequence (MHz) | | 2511 | 2592.99 | 2674.98 |
| 30M | DFT-s-OFDM QPSK | 36 | 21 | 23.96 | 24.02 | 23.82 |
| BW | MCS Index | Channel | | 501204 | 518598 | 535998 |
| | | Frequence (MHz) | | 2506.02 | 2592.99 | 2679.99 |
| 20M | DFT-s-OFDM QPSK | 25 | 13 | 23.83 | 23.93 | 23.87 |
| BW | MCS Index | Channel | | 500700 | 518598 | 536496 |
| | | Frequence (MHz) | | 2503.5 | 2592.99 | 2682.48 |
| 15M | DFT-s-OFDM QPSK | 18 | 10 | 23.76 | 23.96 | 23.84 |
| BW | MCS Index | Channel | | 500202 | 518598 | 537000 |
| | | Frequence (MHz) | | 2501.01 | 2592.99 | 2685 |
| 10M | DFT-s-OFDM QPSK | 12 | 6 | 23.73 | 24.04 | 23.89 |

| n66 (SCS 15 kHz) (Ant4) | | | | | | |
|---|---|---|---|---|---|---|
| BW | MCS Index | RB Size | RB Offset | Low | Mid | High |
| | | Channel | | 346000 | 349000 | 352000 |
| | | Frequence (MHz) | | 1730 | 1745 | 1760 |
| 40M | DFT-s-OFDM Pi/2 BPSK | 1 | 1 | 23.25 | 23.39 | 23.12 |
| | | 1 | 107 | 23.73 | 23.92 | 23.77 |
| | | 1 | 214 | 23.18 | 23.02 | 23.16 |
| | | 108 | 0 | 22.83 | 22.86 | 22.84 |
| | | 108 | 54 | 23.99 | 24.09 | 23.87 |
| | | 108 | 108 | 22.66 | 22.56 | 22.67 |
| | | 216 | 0 | 22.70 | 22.80 | 22.62 |
| | DFT-s-OFDM QPSK | 1 | 1 | 23.40 | 23.33 | 23.21 |
| | | 1 | 107 | 23.82 | 23.94 | 23.80 |
| | | 1 | 214 | 23.26 | 23.17 | 23.20 |
| | | 108 | 0 | 22.85 | 22.98 | 22.89 |
| | | 108 | 54 | 24.04 | **24.18** | 23.94 |
| | | 108 | 108 | 22.80 | 23.01 | 22.71 |
| | | 216 | 0 | 22.81 | 22.88 | 22.75 |
| | DFT-s-OFDM 16QAM | 108 | 54 | 22.77 | 22.84 | 22.67 |
| | DFT-s-OFDM 64QAM | 108 | 54 | 21.62 | 21.74 | 21.59 |
| | DFT-s-OFDM 256QAM | 108 | 54 | 19.87 | 19.90 | 19.91 |
| BW | MCS Index | Channel | | 345500 | 349000 | 352500 |
| | | Frequence (MHz) | | 1727.5 | 1745 | 1762.5 |
| 35M | DFT-s-OFDM QPSK | 90 | 49 | 23.99 | 24.09 | 23.87 |
| BW | MCS Index | Channel | | 345000 | 349000 | 353000 |
| | | Frequence (MHz) | | 1725 | 1745 | 1765 |
| 30M | DFT-s-OFDM QPSK | 80 | 40 | 23.92 | 24.12 | 23.91 |
| BW | MCS Index | Channel | | 344500 | 349000 | 353500 |
| | | Frequence (MHz) | | 1722.5 | 1745 | 1767.5 |
| 25M | DFT-s-OFDM QPSK | 64 | 35 | 23.80 | 24.00 | 23.87 |

| BW | MCS Index | Channel | | 344000 | 349000 | 354000 |
|---|---|---|---|---|---|---|
| | | Frequence (MHz) | | 1720 | 1745 | 1770 |
| 20M | DFT-s-OFDM QPSK | 50 | 28 | 23.81 | 24.03 | 23.93 |
| BW | MCS Index | Channel | | 343500 | 349000 | 354500 |
| | | Frequence (MHz) | | 1717.5 | 1745 | 1772.5 |
| 15M | DFT-s-OFDM QPSK | 36 | 22 | 24.01 | 24.07 | 23.90 |
| BW | MCS Index | Channel | | 343000 | 349000 | 355000 |
| | | Frequence (MHz) | | 1715 | 1745 | 1775 |
| 10M | DFT-s-OFDM QPSK | 25 | 14 | 23.87 | 23.95 | 23.95 |
| BW | MCS Index | Channel | | 342500 | 349000 | 355500 |
| | | Frequence (MHz) | | 1712.5 | 1745 | 1777.5 |
| 5M | DFT-s-OFDM QPSK | 12 | 7 | 23.89 | 23.92 | 23.88 |

**ANT 1(DOWN):**

| n2 (SCS 30 kHz) (Ant1) | | | | | | |
|---|---|---|---|---|---|---|
| **BW** | **MCS Index** | **RB Size** | **RB Offset** | **Low** | **Mid** | **High** |
| | | **Channel** | | **372000** | **376000** | **380000** |
| | | **Frequence (MHz)** | | **1860** | **1880** | **1900** |
| 20M | DFT-s-OFDM Pi/2 BPSK | 1 | 1 | 23.65 | 23.57 | 23.49 |
| | | 1 | 26 | 23.79 | 23.55 | 23.48 |
| | | 1 | 49 | 23.54 | 23.50 | 23.45 |
| | | 25 | 0 | 23.22 | 23.24 | 23.09 |
| | | 25 | 13 | 24.34 | 24.26 | 24.26 |
| | | 25 | 26 | 23.33 | 23.21 | 23.01 |
| | | 50 | 0 | 23.40 | 23.23 | 23.08 |
| | DFT-s-OFDM QPSK | 1 | 1 | 23.70 | 23.68 | 23.57 |
| | | 1 | 26 | 23.82 | 23.62 | 23.52 |
| | | 1 | 49 | 23.68 | 23.55 | 23.51 |
| | | 25 | 0 | 23.30 | 23.31 | 23.23 |
| | | 25 | 13 | **24.44** | 24.32 | 24.27 |
| | | 25 | 26 | 23.40 | 23.32 | 23.12 |
| | | 50 | 0 | 23.43 | 23.34 | 23.18 |
| | DFT-s-OFDM 16QAM | 25 | 13 | 23.38 | 23.31 | 23.25 |
| | DFT-s-OFDM 64QAM | 25 | 13 | 22.08 | 22.04 | 21.94 |
| | DFT-s-OFDM 256QAM | 25 | 13 | 19.99 | 19.93 | 19.87 |
| **BW** | **MCS Index** | **Channel** | | **371500** | **376000** | **380500** |
| | | **Frequence (MHz)** | | **1857.5** | **1880** | **1902.5** |
| 15M | DFT-s-OFDM QPSK | 18 | 9 | 24.16 | 24.30 | 24.10 |
| **BW** | **MCS Index** | **Channel** | | **371000** | **376000** | **381000** |
| | | **Frequence (MHz)** | | **1855** | **1880** | **1905** |
| 10M | DFT-s-OFDM QPSK | 12 | 6 | 24.39 | 24.22 | 24.06 |

| n7 (SCS 30 kHz) _Ant 1 | | | | | | |
|---|---|---|---|---|---|---|
| BW | MCS Index | RB Size | RB Offset | Low | Mid | High |
| | | Channel | | 505000 | 507000 | 509000 |
| | | Frequence (MHz) | | 2525 | 2535 | 2545 |
| 50M | DFT-s-OFDM Pi/2 BPSK | 1 | 1 | 23.27 | 23.26 | 23.13 |
| | | 1 | 67 | 23.42 | 23.44 | 23.26 |
| | | 1 | 131 | 23.14 | 23.30 | 23.22 |
| | | 64 | 0 | 22.77 | 22.72 | 22.87 |
| | | 64 | 35 | 23.81 | 23.79 | 23.89 |
| | | 64 | 69 | 22.83 | 22.81 | 22.80 |
| | | 128 | 0 | 22.69 | 22.84 | 22.78 |
| | DFT-s-OFDM QPSK | 1 | 1 | 23.31 | 23.33 | 23.18 |
| | | 1 | 67 | 23.51 | 23.50 | 23.36 |
| | | 1 | 131 | 23.23 | 23.40 | 23.27 |
| | | 64 | 0 | 22.81 | 22.83 | 22.88 |
| | | 64 | 35 | 23.92 | 23.90 | **24.02** |
| | | 64 | 69 | 22.89 | 22.88 | 22.81 |
| | | 128 | 0 | 22.84 | 22.90 | 22.85 |
| | DFT-s-OFDM 16QAM | 64 | 35 | 22.96 | 23.00 | 23.03 |
| | DFT-s-OFDM 64QAM | 64 | 35 | 21.64 | 21.57 | 21.58 |
| | DFT-s-OFDM 256QAM | 64 | 35 | 19.56 | 19.58 | 19.63 |
| BW | MCS Index | Channel | | 503500 | 507000 | 510500 |
| | | Frequence (MHz) | | 2517.5 | 2535 | 2552.5 |
| 40M | DFT-s-OFDM QPSK | 50 | 25 | 23.74 | 23.82 | 23.77 |
| BW | MCS Index | Channel | | 503000 | 507000 | 511000 |
| | | Frequence (MHz) | | 2515 | 2535 | 2555 |
| 30M | DFT-s-OFDM QPSK | 36 | 18 | 23.73 | 23.84 | 23.72 |
| BW | MCS Index | Channel | | 502500 | 507000 | 511500 |
| | | Frequence (MHz) | | 2512.5 | 2535 | 2557.5 |
| 25M | DFT-s-OFDM QPSK | 32 | 16 | 23.81 | 23.79 | 23.89 |
| BW | MCS Index | Channel | | 502000 | 507000 | 512000 |
| | | Frequence (MHz) | | 2510 | 2535 | 2560 |
| 20M | DFT-s-OFDM QPSK | 25 | 12 | 23.87 | 23.79 | 23.70 |

| BW | MCS Index | Channel | | 501500 | 507000 | 512500 |
|---|---|---|---|---|---|---|
| | | Frequence (MHz) | | 2507.5 | 2535 | 2562.5 |
| 15M | DFT-s-OFDM QPSK | 18 | 9 | 23.83 | 23.78 | 23.76 |
| BW | MCS Index | Channel | | 501000 | 507000 | 513000 |
| | | Frequence (MHz) | | 2505 | 2535 | 2565 |
| 10M | DFT-s-OFDM QPSK | 12 | 6 | 23.80 | 23.84 | 23.79 |

| n66 (SCS 30 kHz) (Ant1) | | | | | | |
|---|---|---|---|---|---|---|
| BW | MCS Index | RB Size | RB Offset | Low | Mid | High |
| | | Channel | | 346000 | 349000 | 352000 |
| | | Frequence (MHz) | | 1730 | 1745 | 1760 |
| 40M | DFT-s-OFDM Pi/2 BPSK | 1 | 1 | 23.59 | 23.66 | 23.68 |
| | | 1 | 50 | 23.73 | 23.88 | 23.82 |
| | | 1 | 104 | 23.81 | 23.51 | 23.53 |
| | | 50 | 0 | 23.36 | 23.21 | 23.31 |
| | | 50 | 28 | 24.48 | 24.44 | 24.48 |
| | | 50 | 56 | 23.31 | 23.32 | 23.13 |
| | | 100 | 0 | 23.27 | 23.29 | 23.38 |
| | DFT-s-OFDM QPSK | 1 | 1 | 23.69 | 23.76 | 23.79 |
| | | 1 | 50 | 23.87 | 23.90 | 23.85 |
| | | 1 | 104 | 23.94 | 23.61 | 23.63 |
| | | 50 | 0 | 23.37 | 23.33 | 23.40 |
| | | 50 | 28 | **24.52** | 24.46 | 24.49 |
| | | 50 | 56 | 23.32 | 23.40 | 23.20 |
| | | 100 | 0 | 23.38 | 23.41 | 23.40 |
| | DFT-s-OFDM 16QAM | 50 | 28 | 23.48 | 23.52 | 23.51 |
| | DFT-s-OFDM 64QAM | 50 | 28 | 22.16 | 22.06 | 22.10 |
| | DFT-s-OFDM 256QAM | 50 | 28 | 20.10 | 20.14 | 20.11 |
| BW | MCS Index | Channel | | 345500 | 349000 | 352500 |
| | | Frequence (MHz) | | 1727.5 | 1745 | 1762.5 |
| 35M | DFT-s-OFDM QPSK | 45 | 22 | 24.29 | 24.23 | 24.39 |

| BW | MCS Index | Channel | | 345000 | 349000 | 353000 |
|---|---|---|---|---|---|---|
| | | Frequence (MHz) | | 1725 | 1745 | 1765 |
| 30M | DFT-s-OFDM QPSK | 36 | 18 | 24.34 | 24.40 | 24.36 |
| BW | MCS Index | Channel | | 344500 | 349000 | 353500 |
| | | Frequence (MHz) | | 1722.5 | 1745 | 1767.5 |
| 25M | DFT-s-OFDM QPSK | 32 | 16 | 24.23 | 24.37 | 24.17 |
| BW | MCS Index | Channel | | 344000 | 349000 | 354000 |
| | | Frequence (MHz) | | 1720 | 1745 | 1770 |
| 20M | DFT-s-OFDM QPSK | 25 | 12 | 24.37 | 24.31 | 24.39 |
| BW | MCS Index | Channel | | 343500 | 349000 | 354500 |
| | | Frequence (MHz) | | 1717.5 | 1745 | 1772.5 |
| 15M | DFT-s-OFDM QPSK | 18 | 9 | 24.29 | 24.37 | 24.13 |
| BW | MCS Index | Channel | | 343000 | 349000 | 355000 |
| | | Frequence (MHz) | | 1715 | 1745 | 1775 |
| 10M | DFT-s-OFDM QPSK | 12 | 6 | 24.32 | 24.28 | 24.29 |

| n38 (SCS 15 kHz) (Ant1) | | | | | | |
|---|---|---|---|---|---|---|
| BW | MCS Index | RB Size | RB Offset | Low | Mid | High |
| | | Channel | | 518000 | 519000 | 520000 |
| | | Frequence (MHz) | | 2590 | 2595 | 2600 |
| 40M | DFT-s-OFDM Pi/2 BPSK | 1 | 1 | 23.41 | 23.52 | 23.49 |
| | | 1 | 105 | 24.04 | 24.01 | 23.94 |
| | | 1 | 214 | 23.50 | 23.38 | 23.21 |
| | | 108 | 0 | 22.86 | 23.04 | 22.81 |
| | | 108 | 54 | 24.03 | 24.04 | 24.09 |
| | | 108 | 108 | 22.81 | 22.88 | 22.80 |
| | | 216 | 0 | 22.87 | 22.85 | 22.87 |
| | DFT-s-OFDM QPSK | 1 | 1 | 23.55 | 23.56 | 23.58 |
| | | 1 | 105 | 24.10 | 24.02 | 24.01 |
| | | 1 | 214 | 23.51 | 23.40 | 23.36 |
| | | 108 | 0 | 22.98 | 23.05 | 22.95 |
| | | 108 | 54 | 24.04 | **24.12** | 24.11 |
| | | 108 | 108 | 22.96 | 22.98 | 22.95 |
| | | 216 | 0 | 22.99 | 23.00 | 23.01 |

| | | | | | | |
|---|---|---|---|---|---|---|
| | DFT-s-OFDM 16QAM | 108 | 54 | 22.96 | 22.88 | 23.08 |
| | DFT-s-OFDM 64QAM | 108 | 54 | 21.61 | 21.55 | 21.55 |
| | DFT-s-OFDM 256QAM | 108 | 54 | 19.65 | 19.60 | 19.74 |
| **BW** | **MCS Index** | **Channel** | | **517000** | **519000** | **521000** |
| | | **Frequence (MHz)** | | **2585** | **2595** | **2605** |
| 30M | DFT-s-OFDM QPSK | 80 | 40 | 23.85 | 23.93 | 23.89 |
| **BW** | **MCS Index** | **Channel** | | **516500** | **519000** | **521500** |
| | | **Frequence (MHz)** | | **2582.5** | **2595** | **2607.5** |
| 25M | DFT-s-OFDM QPSK | 64 | 32 | 23.97 | 24.05 | 23.96 |
| **BW** | **MCS Index** | **Channel** | | **516000** | **519000** | **522000** |
| | | **Frequence (MHz)** | | **2580** | **2595** | **2610** |
| 20M | DFT-s-OFDM QPSK | 50 | 25 | 23.89 | 23.95 | 23.91 |
| **BW** | **MCS Index** | **Channel** | | **515500** | **519000** | **522500** |
| | | **Frequence (MHz)** | | **2577.5** | **2595** | **2612.5** |
| 15M | DFT-s-OFDM QPSK | 36 | 18 | 23.95 | 23.96 | 23.93 |
| **BW** | **MCS Index** | **Channel** | | **515000** | **519000** | **523000** |
| | | **Frequence (MHz)** | | **2575** | **2595** | **2615** |
| 10M | DFT-s-OFDM QPSK | 25 | 12 | 23.86 | 23.89 | 23.94 |
| **BW** | **MCS Index** | **Channel** | | **514500** | **518500** | **523500** |
| | | **Frequence (MHz)** | | **2572.5** | **2592.5** | **2617.5** |
| 5M | DFT-s-OFDM QPSK | 12 | 6 | 23.83 | 23.84 | 23.90 |

| n41 (SCS 15 kHz) (Ant1) | | | | | | |
|---|---|---|---|---|---|---|
| BW | MCS Index | RB Size | RB Offset | Low | Mid | High |
| | | Channel | | 504201 | 518601 | 532998 |
| | | Frequence (MHz) | | 2521.005 | 2593.005 | 2664.99 |
| 50M | DFT-s-OFDM Pi/2 BPSK | 1 | 1 | 23.61 | 23.60 | 23.42 |
| | | 1 | 135 | 23.81 | 23.78 | 23.80 |
| | | 1 | 268 | 23.54 | 23.60 | 23.52 |
| | | 135 | 0 | 22.81 | 22.79 | 22.82 |
| | | 135 | 68 | 23.85 | 23.93 | 23.80 |
| | | 135 | 135 | 22.84 | 22.73 | 22.71 |
| | | 270 | 0 | 22.77 | 22.82 | 22.70 |
| | DFT-s-OFDM QPSK | 1 | 1 | 23.66 | 23.62 | 23.50 |
| | | 1 | 135 | 23.82 | 23.83 | 23.86 |
| | | 1 | 268 | 23.65 | 23.63 | 23.61 |
| | | 135 | 0 | 22.91 | 22.88 | 22.90 |
| | | 135 | 68 | **23.96** | 23.94 | 23.92 |
| | | 135 | 135 | 22.87 | 22.85 | 22.81 |
| | | 270 | 0 | 22.90 | 22.86 | 22.82 |
| | DFT-s-OFDM 16QAM | 135 | 68 | 23.00 | 23.03 | 22.98 |
| | DFT-s-OFDM 64QAM | 135 | 68 | 21.68 | 21.65 | 21.61 |
| | DFT-s-OFDM 256QAM | 135 | 68 | 19.80 | 19.78 | 19.71 |
| BW | MCS Index | Channel | | 503202 | 518601 | 534000 |
| | | Frequence (MHz) | | 2516.01 | 2593.005 | 2670 |
| 40M | DFT-s-OFDM QPSK | 108 | 54 | 23.85 | 23.75 | 23.83 |
| BW | MCS Index | Channel | | 502200 | 518601 | 534999 |
| | | Frequence (MHz) | | 2511 | 2593.005 | 2674.995 |
| 30M | DFT-s-OFDM QPSK | 80 | 40 | 23.82 | 23.79 | 23.72 |
| BW | MCS Index | Channel | | 501201 | 518601 | 535998 |
| | | Frequence (MHz) | | 2506.005 | 2593.005 | 2679.99 |
| 20M | DFT-s-OFDM QPSK | 50 | 25 | 23.93 | 23.91 | 23.90 |
| BW | MCS Index | Channel | | 500700 | 518601 | 536499 |
| | | Frequence (MHz) | | 2503.5 | 2593.005 | 2682.495 |
| 15M | DFT-s-OFDM QPSK | 36 | 18 | 23.81 | 23.86 | 23.89 |

| BW | MCS Index | Channel | | 500202 | 518601 | 537000 |
|---|---|---|---|---|---|---|
| | | Frequence (MHz) | | 2501.01 | 2593.005 | 2685 |
| 10M | DFT-s-OFDM QPSK | 25 | 12 | 23.83 | 23.72 | 23.78 |

| n2 (SCS 15 kHz) (Ant1) | | | | | | |
|---|---|---|---|---|---|---|
| BW | MCS Index | RB Size | RB Offset | Low | Mid | High |
| | | Channel | | 372000 | 376000 | 380000 |
| | | Frequence (MHz) | | 1860 | 1880 | 1900 |
| 20M | DFT-s-OFDM Pi/2 BPSK | 1 | 1 | 23.70 | 23.52 | 23.52 |
| | | 1 | 53 | 23.81 | 23.76 | 23.66 |
| | | 1 | 104 | 23.60 | 23.58 | 23.50 |
| | | 50 | 0 | 23.39 | 23.47 | 23.43 |
| | | 50 | 28 | 24.40 | 24.44 | 24.38 |
| | | 50 | 56 | 23.41 | 23.47 | 23.27 |
| | | 100 | 0 | 23.35 | 23.50 | 23.44 |
| | DFT-s-OFDM QPSK | 1 | 1 | 23.75 | 23.63 | 23.67 |
| | | 1 | 53 | 23.83 | 23.86 | 23.73 |
| | | 1 | 104 | 23.68 | 23.72 | 23.60 |
| | | 50 | 0 | 23.42 | 23.58 | 23.47 |
| | | 50 | 28 | 24.54 | **24.57** | 24.49 |
| | | 50 | 56 | 23.42 | 23.56 | 23.30 |
| | | 100 | 0 | 23.45 | 23.57 | 23.47 |
| | DFT-s-OFDM 16QAM | 50 | 28 | 23.69 | 23.72 | 23.68 |
| | DFT-s-OFDM 64QAM | 50 | 28 | 22.64 | 22.57 | 22.65 |
| | DFT-s-OFDM 256QAM | 50 | 28 | 20.49 | 20.38 | 20.47 |
| BW | MCS Index | Channel | | 371500 | 376000 | 380500 |
| | | Frequence (MHz) | | 1857.5 | 1880 | 1902.5 |
| 15M | DFT-s-OFDM QPSK | 36 | 22 | 24.39 | 24.50 | 24.34 |
| BW | MCS Index | Channel | | 371000 | 376000 | 381000 |
| | | Frequence (MHz) | | 1855 | 1880 | 1905 |
| 10M | DFT-s-OFDM QPSK | 25 | 14 | 24.41 | 24.48 | 24.40 |
| BW | MCS Index | Channel | | 370500 | 376000 | 381500 |
| | | Frequence (MHz) | | 1852.5 | 1880 | 1907.5 |
| 5M | DFT-s-OFDM QPSK | 12 | 7 | 24.50 | 24.43 | 24.44 |

| n5 (SCS 15 kHz)_Ant 1 | | | | | | |
|---|---|---|---|---|---|---|
| BW | MCS Index | RB Size | RB Offset | Low | Mid | High |
| | | Channel | | 166800 | 167300 | 167800 |
| | | Frequence (MHz) | | 834 | 836.5 | 839 |
| 20M | DFT-s-OFDM Pi/2 BPSK | 1 | 1 | 23.90 | 23.84 | 23.89 |
| | | 1 | 53 | 23.99 | 24.06 | 23.93 |
| | | 1 | 104 | 23.91 | 24.05 | 23.81 |
| | | 50 | 0 | 23.55 | 23.66 | 23.59 |
| | | 50 | 28 | 24.71 | 24.60 | 24.69 |
| | | 50 | 56 | 23.62 | 23.51 | 23.59 |
| | | 100 | 0 | 23.58 | 23.71 | 23.61 |
| | DFT-s-OFDM QPSK | 1 | 1 | 23.95 | 23.95 | 23.94 |
| | | 1 | 53 | 24.08 | 24.11 | 24.05 |
| | | 1 | 104 | 23.92 | 24.10 | 23.96 |
| | | 50 | 0 | 23.66 | 23.71 | 23.69 |
| | | 50 | 28 | 24.73 | **24.75** | 24.74 |
| | | 50 | 56 | 23.65 | 23.59 | 23.63 |
| | | 100 | 0 | 23.68 | 23.74 | 23.69 |
| | DFT-s-OFDM 16QAM | 50 | 28 | 23.73 | 23.82 | 23.71 |
| | DFT-s-OFDM 64QAM | 50 | 28 | 22.45 | 22.53 | 22.47 |
| | DFT-s-OFDM 256QAM | 50 | 28 | 20.28 | 20.37 | 20.31 |
| BW | MCS Index | Channel | | 166300 | 167300 | 168300 |
| | | Frequence (MHz) | | 831.5 | 836.5 | 841.5 |
| 15M | DFT-s-OFDM QPSK | 36 | 22 | 24.59 | 24.71 | 24.65 |
| BW | MCS Index | Channel | | 165800 | 167300 | 168800 |
| | | Frequence (MHz) | | 829 | 836.5 | 844 |
| 10M | DFT-s-OFDM QPSK | 25 | 14 | 24.67 | 24.68 | 24.61 |
| BW | MCS Index | Channel | | 165300 | 167300 | 169300 |
| | | Frequence (MHz) | | 826.5 | 836.5 | 846.5 |
| 5M | DFT-s-OFDM QPSK | 12 | 7 | 24.72 | 24.73 | 24.66 |

| n7 (SCS 15 kHz) _Ant 1 | | | | | | |
|---|---|---|---|---|---|---|
| BW | MCS Index | RB Size | RB Offset | Low | Mid | High |
| | | Channel | | 505000 | 507000 | 509000 |
| | | Frequence (MHz) | | 2525 | 2535 | 2545 |
| 50M | DFT-s-OFDM Pi/2 BPSK | 1 | 1 | 23.31 | 23.16 | 23.17 |
| | | 1 | 135 | 23.34 | 23.31 | 23.26 |
| | | 1 | 268 | 23.37 | 23.24 | 23.32 |
| | | 135 | 0 | 22.94 | 22.83 | 22.81 |
| | | 135 | 68 | 23.91 | 23.93 | 23.90 |
| | | 135 | 135 | 22.77 | 22.88 | 22.77 |
| | | 270 | 0 | 22.84 | 22.84 | 22.78 |
| | DFT-s-OFDM QPSK | 1 | 1 | 23.34 | 23.28 | 23.26 |
| | | 1 | 135 | 23.37 | 23.40 | 23.35 |
| | | 1 | 268 | 23.32 | 23.29 | 23.24 |
| | | 135 | 0 | 22.95 | 22.91 | 22.94 |
| | | 135 | 68 | 23.99 | **24.05** | 23.92 |
| | | 135 | 135 | 22.91 | 22.94 | 22.85 |
| | | 270 | 0 | 22.92 | 22.93 | 22.89 |
| | DFT-s-OFDM 16QAM | 135 | 68 | 22.93 | 22.94 | 23.01 |
| | DFT-s-OFDM 64QAM | 135 | 68 | 21.69 | 21.77 | 21.59 |
| | DFT-s-OFDM 256QAM | 135 | 68 | 19.83 | 19.79 | 19.76 |
| BW | MCS Index | Channel | | 503500 | 507000 | 510500 |
| | | Frequence (MHz) | | 2517.5 | 2535 | 2552.5 |
| 40M | DFT-s-OFDM QPSK | 108 | 54 | 23.84 | 23.76 | 23.91 |
| BW | MCS Index | Channel | | 503000 | 507000 | 511000 |
| | | Frequence (MHz) | | 2515 | 2535 | 2555 |
| 30M | DFT-s-OFDM QPSK | 80 | 40 | 23.83 | 23.98 | 23.89 |
| BW | MCS Index | Channel | | 502500 | 507000 | 511500 |
| | | Frequence (MHz) | | 2512.5 | 2535 | 2557.5 |
| 25M | DFT-s-OFDM QPSK | 64 | 35 | 23.97 | 23.96 | 23.85 |
| BW | MCS Index | Channel | | 502000 | 507000 | 512000 |
| | | Frequence (MHz) | | 2510 | 2535 | 2560 |
| 20M | DFT-s-OFDM QPSK | 50 | 28 | 23.96 | 23.69 | 23.82 |

| BW | MCS Index | Channel | | 501500 | 507000 | 512500 |
|---|---|---|---|---|---|---|
| | | Frequence (MHz) | | 2507.5 | 2535 | 2562.5 |
| 15M | DFT-s-OFDM QPSK | 36 | 22 | 23.98 | 23.73 | 23.81 |
| BW | MCS Index | Channel | | 501000 | 507000 | 513000 |
| | | Frequence (MHz) | | 2505 | 2535 | 2565 |
| 10M | DFT-s-OFDM QPSK | 25 | 14 | 23.88 | 23.96 | 23.87 |
| BW | MCS Index | Channel | | 500500 | 507000 | 513500 |
| | | Frequence (MHz) | | 2502.5 | 2535 | 2567.5 |
| 5M | DFT-s-OFDM QPSK | 12 | 7 | 23.83 | 24.00 | 23.91 |

| n12 (SCS 15 kHz) (Ant1) | | | | | | |
|---|---|---|---|---|---|---|
| BW | MCS Index | RB Size | RB Offset | Low | Mid | High |
| | | Channel | | 141300 | 141500 | 141700 |
| | | Frequence (MHz) | | 706.5 | 707.5 | 708.5 |
| 15M | DFT-s-OFDM Pi/2 BPSK | 1 | 1 | 24.28 | 24.12 | 24.31 |
| | | 1 | 38 | 24.20 | 24.16 | 24.24 |
| | | 1 | 77 | 24.03 | 24.19 | 24.17 |
| | | 36 | 0 | 23.11 | 23.42 | 23.25 |
| | | 36 | 22 | 24.42 | 24.36 | 24.39 |
| | | 36 | 43 | 23.37 | 23.22 | 23.24 |
| | | 75 | 0 | 23.59 | 23.44 | 23.45 |
| | DFT-s-OFDM QPSK | 1 | 1 | 24.29 | 24.19 | 24.24 |
| | | 1 | 38 | 24.35 | 24.40 | 24.31 |
| | | 1 | 77 | 24.18 | 24.13 | 24.12 |
| | | 36 | 0 | 23.27 | 23.41 | 23.43 |
| | | 36 | 22 | 24.41 | **24.56** | 24.44 |
| | | 36 | 43 | 23.48 | 23.33 | 23.36 |
| | | 75 | 0 | 23.38 | 23.33 | 23.26 |
| | DFT-s-OFDM 16QAM | 1 | 1 | 23.44 | 23.40 | 23.30 |
| | DFT-s-OFDM 64QAM | 1 | 1 | 22.23 | 22.18 | 22.16 |
| | DFT-s-OFDM 256QAM | 1 | 1 | 20.17 | 20.09 | 20.11 |
| BW | MCS Index | Channel | | 140800 | 141500 | 142200 |
| | | Frequence (MHz) | | 704 | 707.5 | 711 |

| | | | | | | |
|---|---|---|---|---|---|---|
| 10M | DFT-s-OFDM QPSK | 25 | 14 | 24.21 | 24.24 | 24.41 |
| **BW** | **MCS Index** | **Channel** | | **140300** | **141500** | **142700** |
| | | **Frequence (MHz)** | | **701.5** | **707.5** | **713.5** |
| 5M | DFT-s-OFDM QPSK | 12 | 7 | 24.35 | 24.37 | 24.32 |

| **n26 (SCS 15 kHz) (Ant1)_Q** | | | | | | |
|---|---|---|---|---|---|---|
| **BW** | **MCS Index** | **RB Size** | **RB Offset** | **Low** | **Mid** | **High** |
| | | **Channel** | | | **163800** | |
| | | **Frequence (MHz)** | | | **819** | |
| 10M | DFT-s-OFDM Pi/2 BPSK | 1 | 1 | | 24.28 | |
| | | 1 | 25 | | 24.36 | |
| | | 1 | 50 | | 24.16 | |
| | | 25 | 0 | | 23.25 | |
| | | 25 | 14 | | 24.47 | |
| | | 25 | 27 | | 23.45 | |
| | | 50 | 0 | | 23.67 | |
| | DFT-s-OFDM QPSK | 1 | 1 | | 24.35 | |
| | | 1 | 25 | | 24.51 | |
| | | 1 | 50 | | 24.23 | |
| | | 25 | 0 | | 23.38 | |
| | | 25 | 14 | | **24.64** | |
| | | 25 | 27 | | 23.51 | |
| | | 50 | 0 | | 23.42 | |
| | DFT-s-OFDM 16QAM | 1 | 1 | | 23.60 | |
| | DFT-s-OFDM 64QAM | 1 | 1 | | 22.13 | |
| | DFT-s-OFDM 256QAM | 1 | 1 | | 20.22 | |
| **BW** | **MCS Index** | **Channel** | | **163300** | **163800** | **164300** |
| | | **Frequence (MHz)** | | **816.5** | **819** | **821.5** |
| 5M | DFT-s-OFDM QPSK | 1 | 1 | 24.15 | 24.09 | 24.11 |