CHANNEL BANDWIDTH: 3MHz / QPSK

MODE	TX channel 132322	**FREQUENCY RANGE**	Above 1000MHz
ENVIRONMENTAL CONDITIONS	23deg. C, 70%RH	**INPUT POWER**	AC 120V/60HZ
TESTED BY	Jace Hu		
ANTENNA POLARITY & TEST DISTANCE: HORIZONTAL AT 3 M			

		Freq	Level	Read Level	Limit Line	Over Limit	Factor	Remark	Pol/Phase
		MHz	dBm/m	dBm	dBm/m	dB	dB/m		
1		3482.000	-51.87	-60.42	-13.00	-38.87	8.55	Peak	Horizontal
2	PP	5235.000	-48.74	-60.15	-13.00	-35.74	11.41	Peak	Horizontal

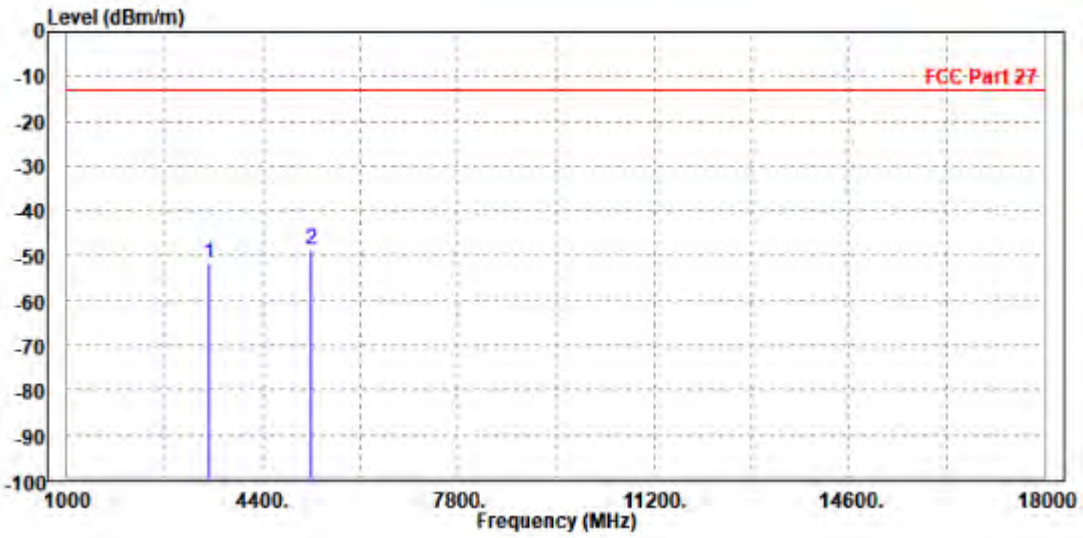

MODE	TX channel 132322	FREQUENCY RANGE	Above 1000MHz
ENVIRONMENTAL CONDITIONS	23deg. C, 70%RH	INPUT POWER	AC 120V/60HZ
TESTED BY	Jace Hu		
ANTENNA POLARITY & TEST DISTANCE: VERTICAL AT 3 M			

	Freq	Level	Read Level	Limit Line	Over Limit	Factor	Remark	Pol/Phase
	MHz	dBm/m	dBm	dBm/m	dB	dB/m		
1	3490.000	-51.87	-60.51	-13.00	-38.87	8.64	Peak	Vertical
2 PP	5233.000	-47.76	-59.58	-13.00	-34.76	11.82	Peak	Vertical

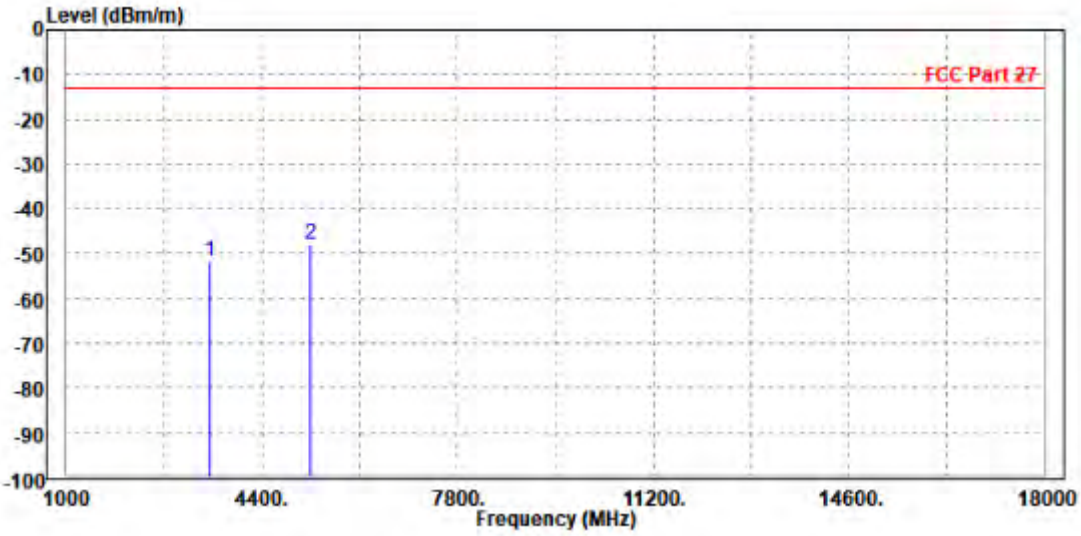

CHANNEL BANDWIDTH: 5MHz / QPSK

MODE	TX channel 132322	**FREQUENCY RANGE**	Above 1000MHz
ENVIRONMENTAL CONDITIONS	23deg. C, 70%RH	**INPUT POWER**	AC 120V/60HZ
TESTED BY	Jace Hu		
ANTENNA POLARITY & TEST DISTANCE: HORIZONTAL AT 3 M			

	Freq	Level	Read Level	Limit Line	Over Limit	Factor	Remark	Pol/Phase
	MHz	dBm/m	dBm	dBm/m	dB	dB/m		
1	3490.000	-50.93	-59.48	-13.00	-37.93	8.55	Peak	Horizontal
2 PP	5233.000	-48.71	-60.11	-13.00	-35.71	11.40	Peak	Horizontal

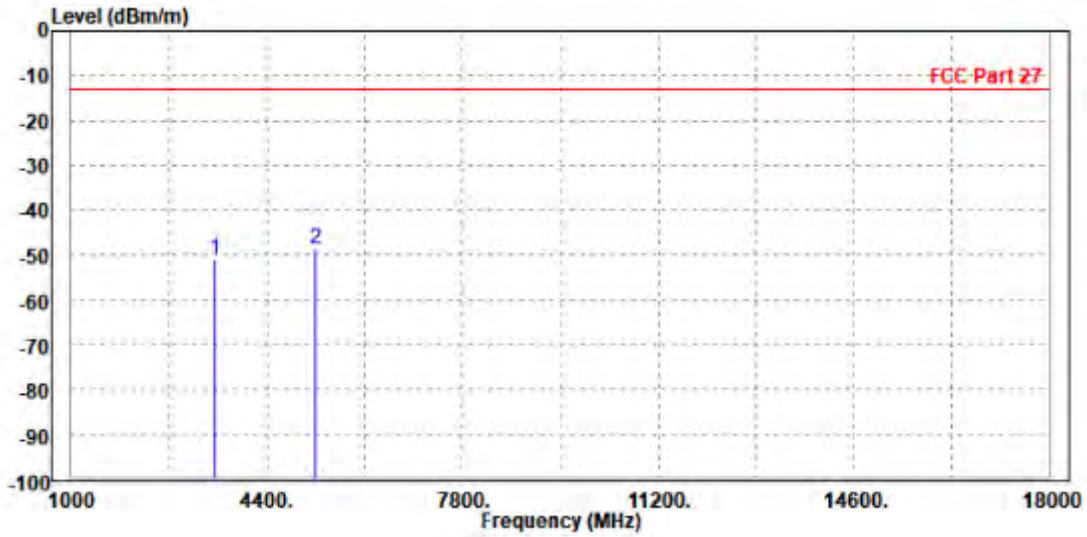

MODE	TX channel 132322	FREQUENCY RANGE	Above 1000MHz
ENVIRONMENTAL CONDITIONS	23deg. C, 70%RH	INPUT POWER	AC 120V/60HZ
TESTED BY	Jace Hu		
ANTENNA POLARITY & TEST DISTANCE: VERTICAL AT 3 M			

		Freq	Level	Read Level	Limit Line	Over Limit	Factor	Remark	Pol/Phase
		MHz	dBm/m	dBm	dBm/m	dB	dB/m		
1		3482.000	-50.79	-59.44	-13.00	-37.79	8.65	Peak	Vertical
2	PP	5235.000	-48.20	-60.03	-13.00	-35.20	11.83	Peak	Vertical

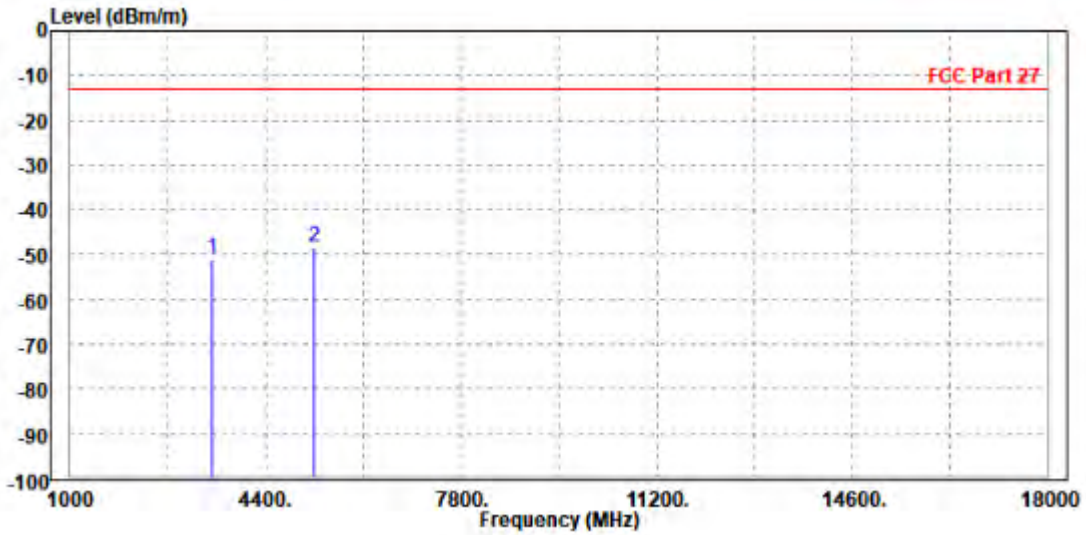

CHANNEL BANDWIDTH: 10MHz / QPSK

CH 132022

MODE	TX channel 132022	FREQUENCY RANGE	Above 1000MHz
ENVIRONMENTAL CONDITIONS	23deg. C, 70%RH	INPUT POWER	AC 120V/60HZ
TESTED BY	Jace Hu		
ANTENNA POLARITY & TEST DISTANCE: HORIZONTAL AT 3 M			

		Freq	Level	Read Level	Limit Line	Over Limit	Factor	Remark	Pol/Phase
		MHz	dBm/m	dBm	dBm/m	dB	dB/m		
1		3431.000	-50.75	-59.27	-13.00	-37.75	8.52	Peak	Horizontal
2	PP	5145.000	-49.05	-60.32	-13.00	-36.05	11.27	Peak	Horizontal

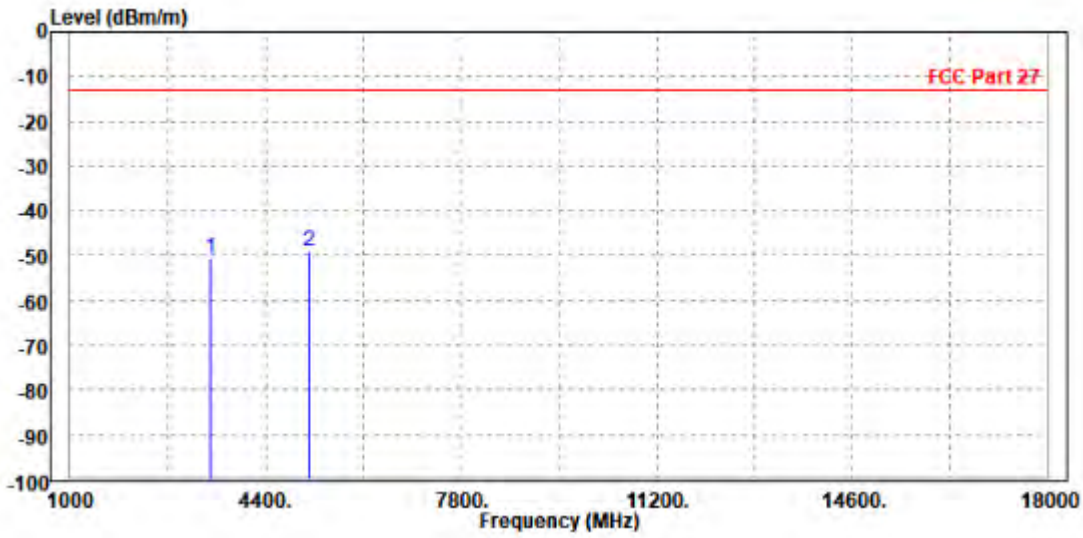

MODE	TX channel 132022	FREQUENCY RANGE	Above 1000MHz
ENVIRONMENTAL CONDITIONS	23deg. C, 70%RH	INPUT POWER	AC 120V/60HZ
TESTED BY	Jace Hu		
ANTENNA POLARITY & TEST DISTANCE: VERTICAL AT 3 M			

	Freq	Level	Read Level	Limit Line	Over Limit	Factor	Remark	Pol/Phase
	MHz	dBm/m	dBm	dBm/m	dB	dB/m		
1	3430.000	-50.49	-59.16	-13.00	-37.49	8.67	Peak	Vertical
2 PP	5148.000	-49.06	-60.72	-13.00	-36.06	11.66	Peak	Vertical

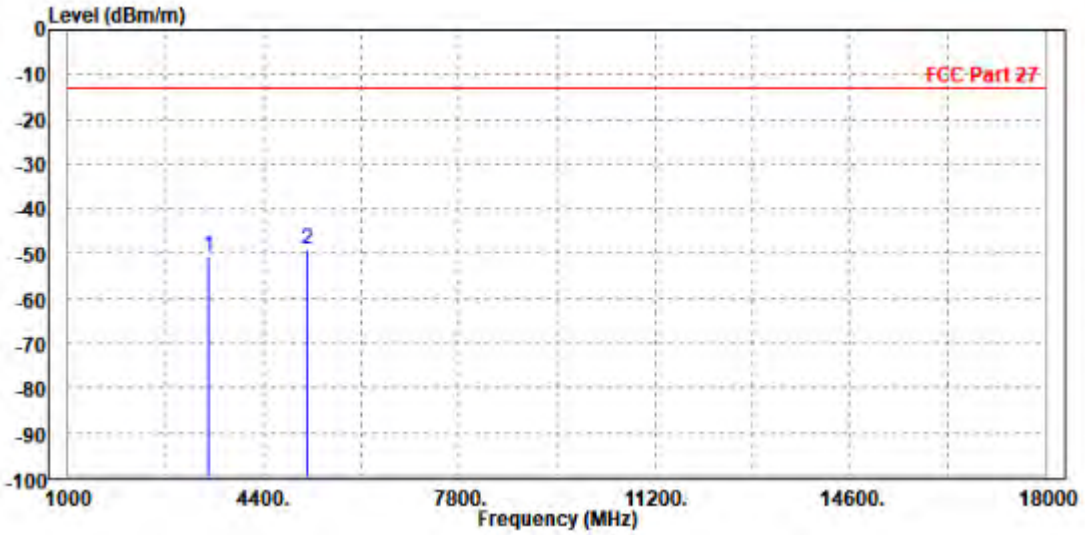

CH 132322

MODE	TX channel 132322	**FREQUENCY RANGE**	Above 1000MHz
ENVIRONMENTAL CONDITIONS	23deg. C, 70%RH	**INPUT POWER**	AC 120V/60HZ
TESTED BY	Jace Hu		
ANTENNA POLARITY & TEST DISTANCE: HORIZONTAL AT 3 M			

	Freq	Level	Read Level	Limit Line	Over Limit	Factor	Remark	Pol/Phase
	MHz	dBm/m	dBm	dBm/m	dB	dB/m		
1	3490.000	-50.39	-58.94	-13.00	-37.39	8.55	Peak	Horizontal
2 PP	5233.000	-48.48	-59.88	-13.00	-35.48	11.40	Peak	Horizontal

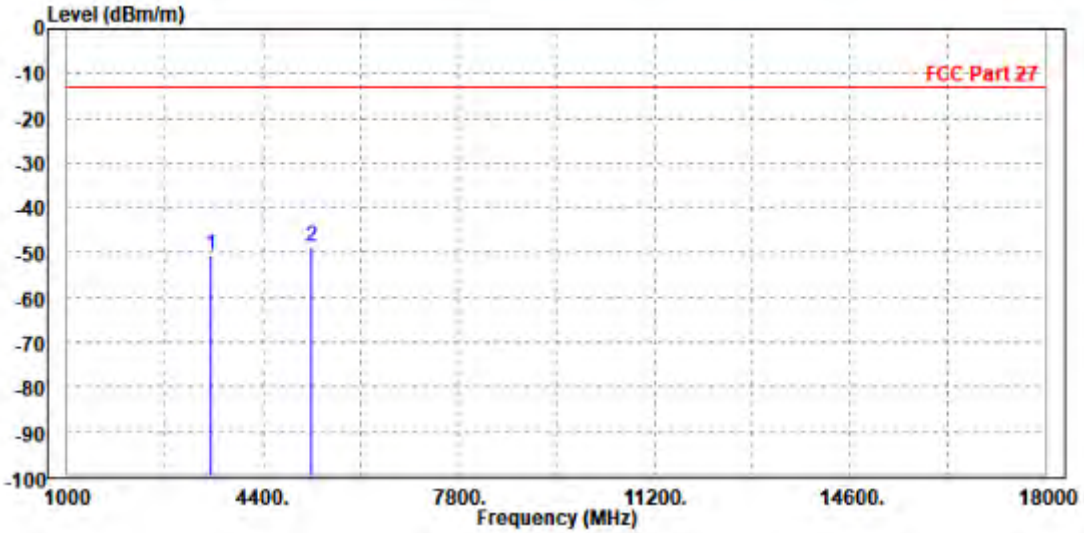

MODE	TX channel 132322	FREQUENCY RANGE	Above 1000MHz
ENVIRONMENTAL CONDITIONS	23deg. C, 70%RH	INPUT POWER	AC 120V/60HZ
TESTED BY	Jace Hu		
ANTENNA POLARITY & TEST DISTANCE: VERTICAL AT 3 M			

	Freq	Level	Read Level	Limit Line	Over Limit	Factor	Remark	Pol/Phase
	MHz	dBm/m	dBm	dBm/m	dB	dB/m		
1	3482.000	-50.63	-59.28	-13.00	-37.63	8.65	Peak	Vertical
2 PP	5235.000	-47.28	-59.11	-13.00	-34.28	11.83	Peak	Vertical

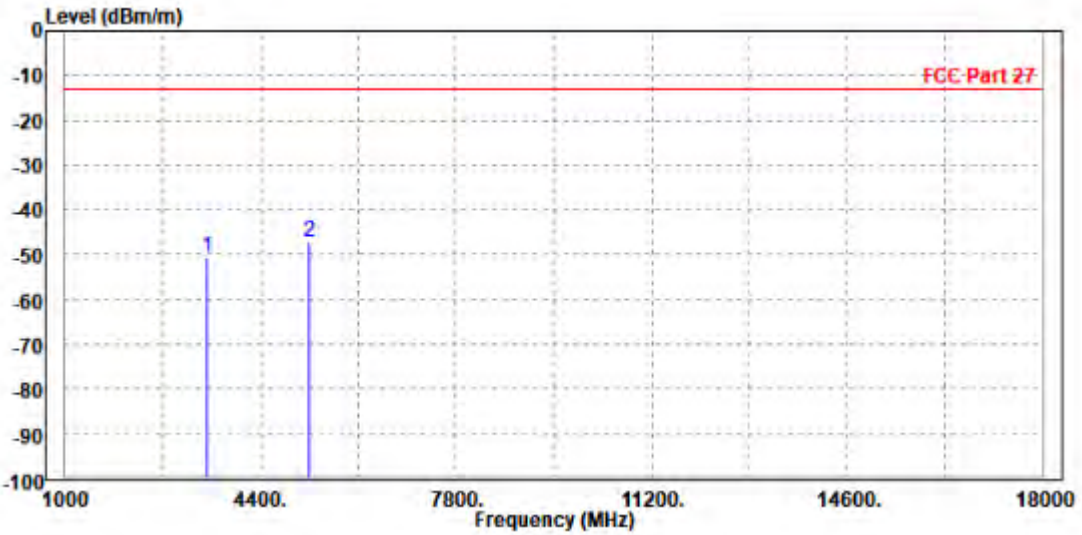

CH 132622

MODE	TX channel 132622	**FREQUENCY RANGE**	Above 1000MHz
ENVIRONMENTAL CONDITIONS	23deg. C, 70%RH	**INPUT POWER**	AC 120V/60HZ
TESTED BY	Jace Hu		
ANTENNA POLARITY & TEST DISTANCE: HORIZONTAL AT 3 M			

	Freq	Level	Read Level	Limit Line	Over Limit	Factor	Remark	Pol/Phase
	MHz	dBm/m	dBm	dBm/m	dB	dB/m		
1	3550.000	-51.51	-60.03	-13.00	-38.51	8.52	Peak	Horizontal
2 PP	5318.000	-48.84	-60.37	-13.00	-35.84	11.53	Peak	Horizontal

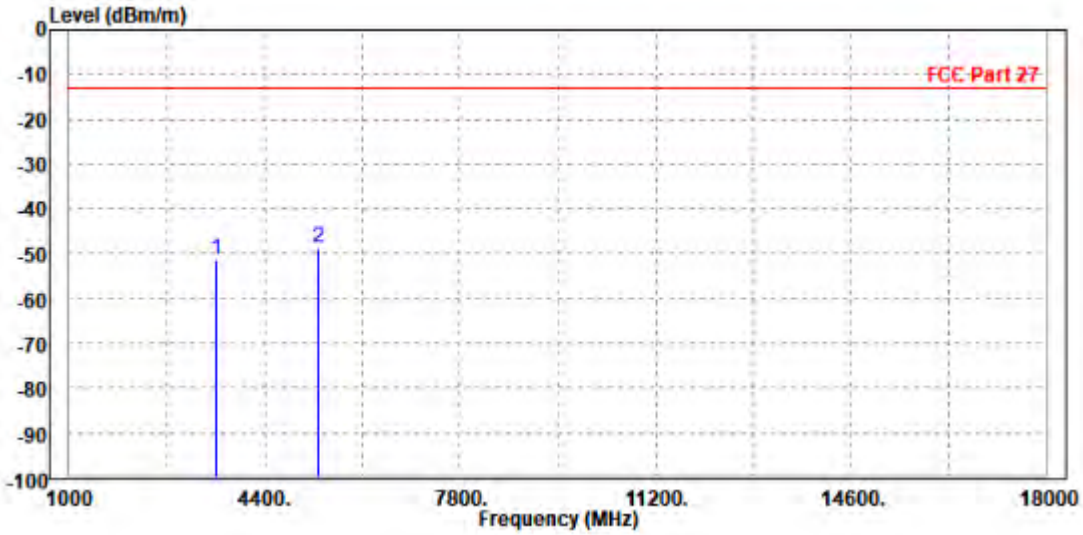

MODE	TX channel 132622	FREQUENCY RANGE	Above 1000MHz
ENVIRONMENTAL CONDITIONS	23deg. C, 70%RH	INPUT POWER	AC 120V/60HZ
TESTED BY	Jace Hu		
ANTENNA POLARITY & TEST DISTANCE: VERTICAL AT 3 M			

		Freq	Level	Read Level	Limit Line	Over Limit	Factor	Remark	Pol/Phase
		MHz	dBm/m	dBm	dBm/m	dB	dB/m		
1		3550.000	-51.74	-60.38	-13.00	-38.74	8.64	Peak	Vertical
2	PP	5325.000	-48.02	-60.02	-13.00	-35.02	12.00	Peak	Vertical

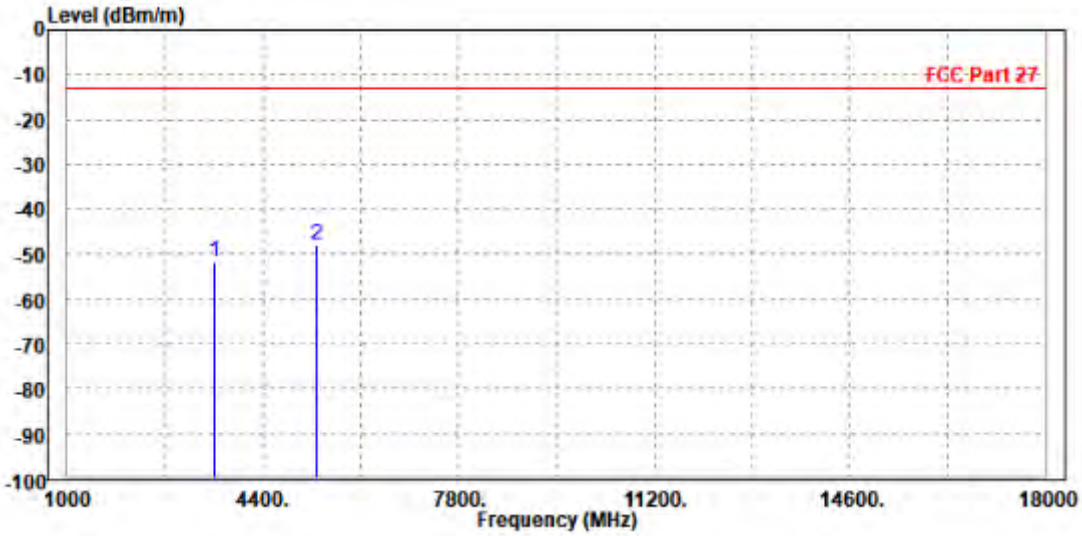

CHANNEL BANDWIDTH: 15MHz / QPSK

MODE	TX channel 132322	**FREQUENCY RANGE**	Above 1000MHz
ENVIRONMENTAL CONDITIONS	23deg. C, 70%RH	**INPUT POWER**	AC 120V/60HZ
TESTED BY	Jace Hu		
ANTENNA POLARITY & TEST DISTANCE: HORIZONTAL AT 3 M			

	Freq	Level	Read Level	Limit Line	Over Limit	Factor	Remark	Pol/Phase
	MHz	dBm/m	dBm	dBm/m	dB	dB/m		
1	3482.000	-51.35	-59.90	-13.00	-38.35	8.55	Peak	Horizontal
2 PP	5235.000	-48.55	-59.96	-13.00	-35.55	11.41	Peak	Horizontal

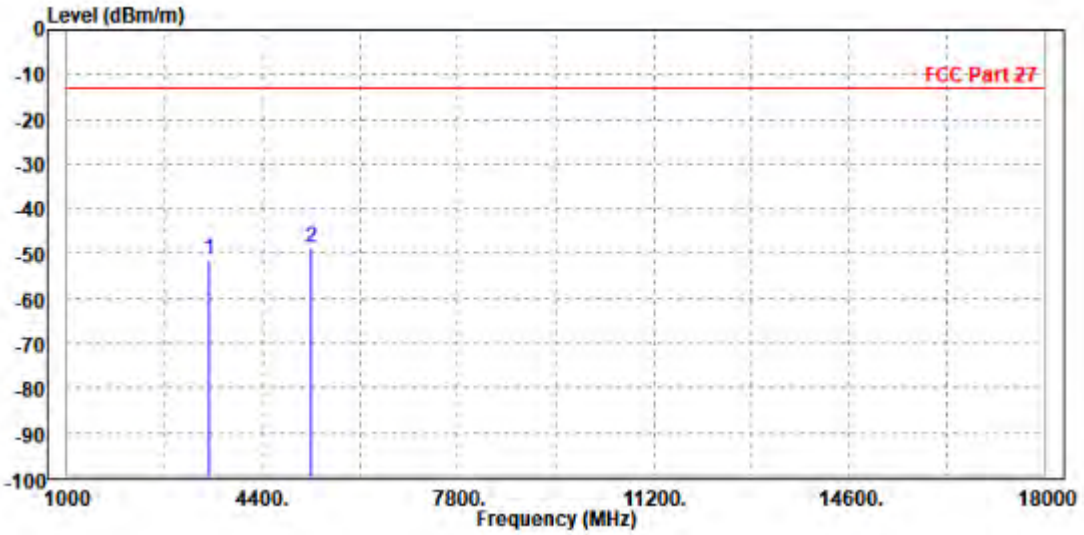

MODE	TX channel 132322	FREQUENCY RANGE	Above 1000MHz
ENVIRONMENTAL CONDITIONS	23deg. C, 70%RH	INPUT POWER	AC 120V/60HZ
TESTED BY	Jace Hu		
ANTENNA POLARITY & TEST DISTANCE: VERTICAL AT 3 M			

		Freq	Level	Read Level	Limit Line	Over Limit	Factor	Remark	Pol/Phase
		MHz	dBm/m	dBm	dBm/m	dB	dB/m		
1		3490.000	-50.57	-59.21	-13.00	-37.57	8.64	Peak	Vertical
2	PP	5233.000	-47.79	-59.61	-13.00	-34.79	11.82	Peak	Vertical

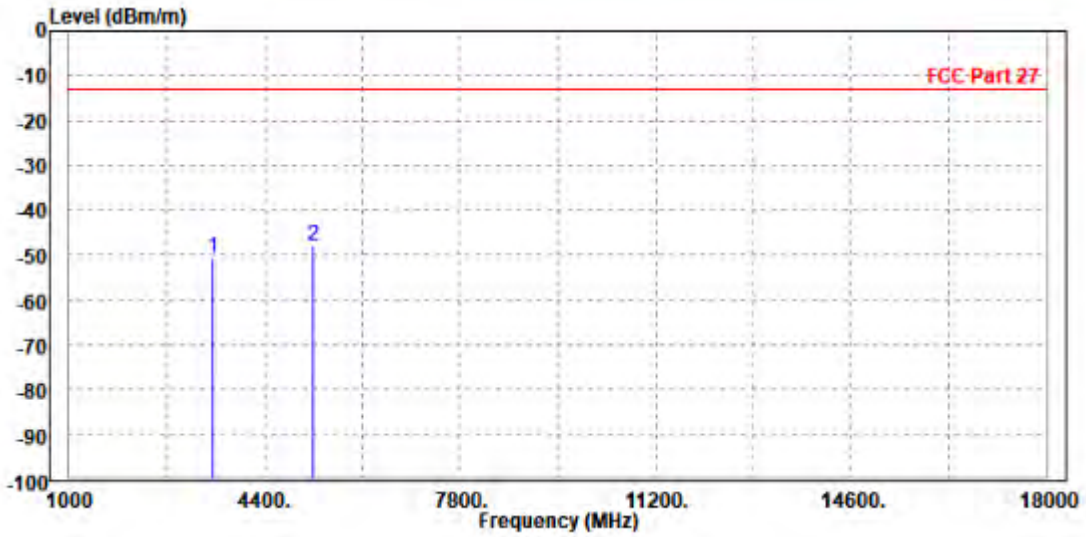

CHANNEL BANDWIDTH: 20MHz / QPSK

MODE	TX channel 132322	**FREQUENCY RANGE**	Above 1000MHz
ENVIRONMENTAL CONDITIONS	23deg. C, 70%RH	**INPUT POWER**	AC 120V/60HZ
TESTED BY	Jace Hu		
ANTENNA POLARITY & TEST DISTANCE: HORIZONTAL AT 3 M			

	Freq	Level	Read Level	Limit Line	Over Limit	Factor	Remark	Pol/Phase
	MHz	dBm/m	dBm	dBm/m	dB	dB/m		
1	3490.000	-51.35	-59.90	-13.00	-38.35	8.55	Peak	Horizontal
2 PP	5233.000	-48.91	-60.31	-13.00	-35.91	11.40	Peak	Horizontal

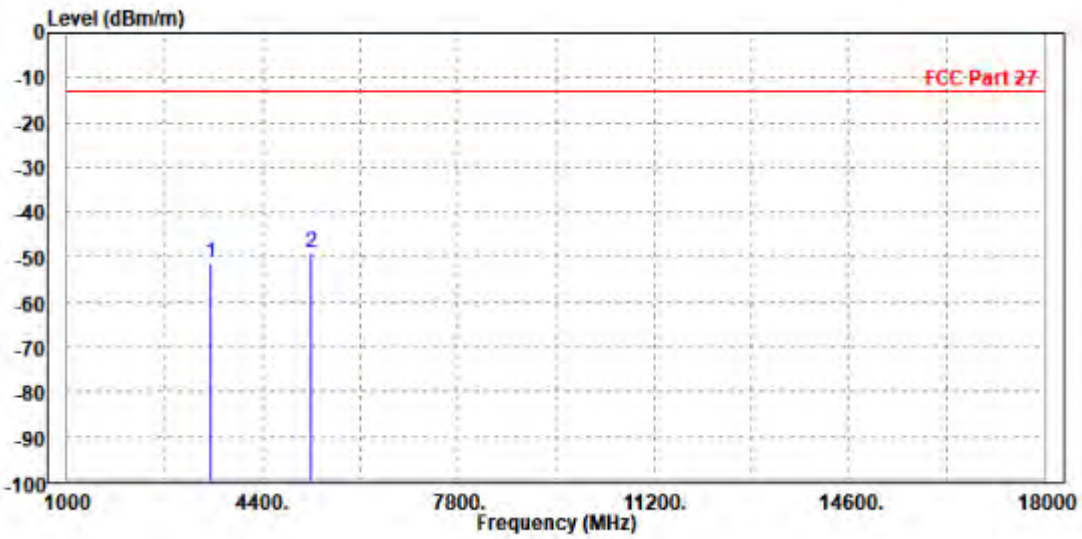

MODE	TX channel 132322	FREQUENCY RANGE	Above 1000MHz
ENVIRONMENTAL CONDITIONS	23deg. C, 70%RH	INPUT POWER	AC 120V/60HZ
TESTED BY	Jace Hu		
ANTENNA POLARITY & TEST DISTANCE: VERTICAL AT 3 M			

		Freq	Level	Read Level	Limit Line	Over Limit	Factor	Remark	Pol/Phase
		MHz	dBm/m	dBm	dBm/m	dB	dB/m		
1		3482.000	-51.27	-59.92	-13.00	-38.27	8.65	Peak	Vertical
2	PP	5235.000	-48.16	-59.99	-13.00	-35.16	11.83	Peak	Vertical

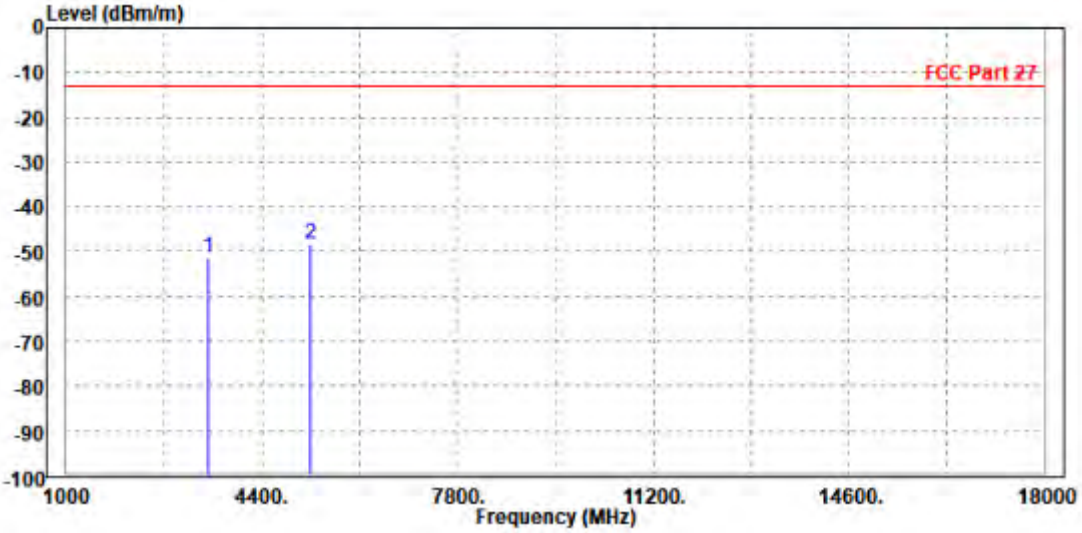

CA_4A-5A:

CHANNEL BANDWIDTH: 20MHz+10MHz / QPSK

MODE	TX channel 20175/ 20525	**FREQUENCY RANGE**	Above 1000MHz
ENVIRONMENTAL CONDITIONS	23deg. C, 70%RH	**INPUT POWER**	AC 120V/60HZ
TESTED BY	Jace Hu		
ANTENNA POLARITY & TEST DISTANCE: HORIZONTAL AT 3 M			

	Freq	Level	Read Level	Limit Line	Over Limit	Factor	Remark	Pol/Phase
	MHz	dBm/m	dBm	dBm/m	dB	dB/m		
1	1672.000	-55.95	-59.68	-13.00	-42.95	3.73	Peak	Horizontal
2	2508.000	-54.94	-61.07	-13.00	-41.94	6.13	Peak	Horizontal
3	3465.000	-50.58	-59.12	-13.00	-37.58	8.54	Peak	Horizontal
4 PP	5196.000	-47.66	-59.01	-13.00	-34.66	11.35	Peak	Horizontal

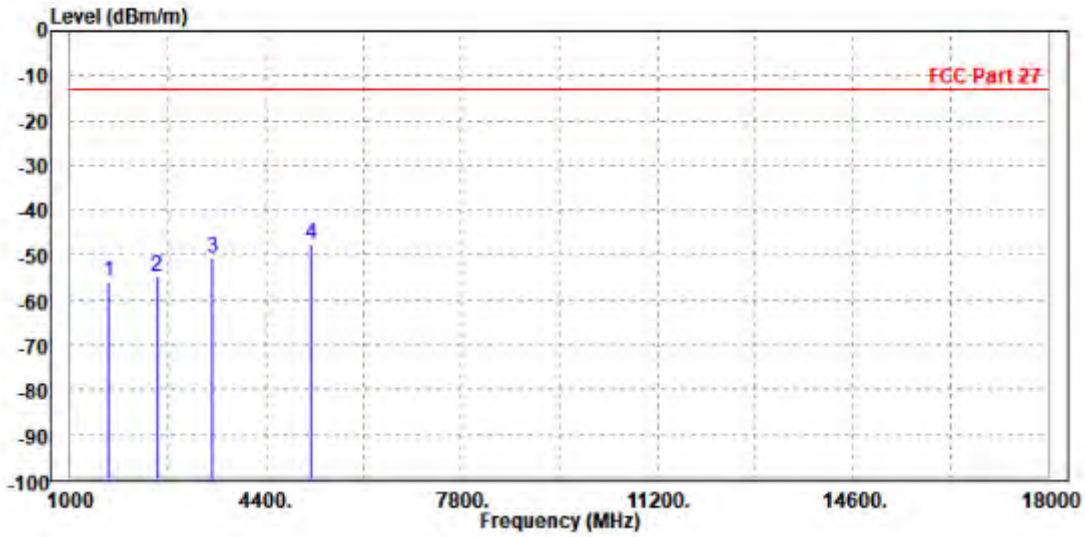

MODE	TX channel 20175/ 20525	FREQUENCY RANGE	Above 1000MHz
ENVIRONMENTAL CONDITIONS	23deg. C, 70%RH	INPUT POWER	AC 120V/60HZ
TESTED BY	Jace Hu		
ANTENNA POLARITY & TEST DISTANCE: VERTICAL AT 3 M			

	Freq	Level	Read Level	Limit Line	Over Limit	Factor	Remark	Pol/Phase
	MHz	dBm/m	dBm	dBm/m	dB	dB/m		
1	1672.000	-55.17	-58.60	-13.00	-42.17	3.43	Peak	Vertical
2	2513.000	-54.78	-60.64	-13.00	-41.78	5.86	Peak	Vertical
3	3464.000	-51.51	-60.16	-13.00	-38.51	8.65	Peak	Vertical
4 PP	5196.000	-48.42	-60.17	-13.00	-35.42	11.75	Peak	Vertical

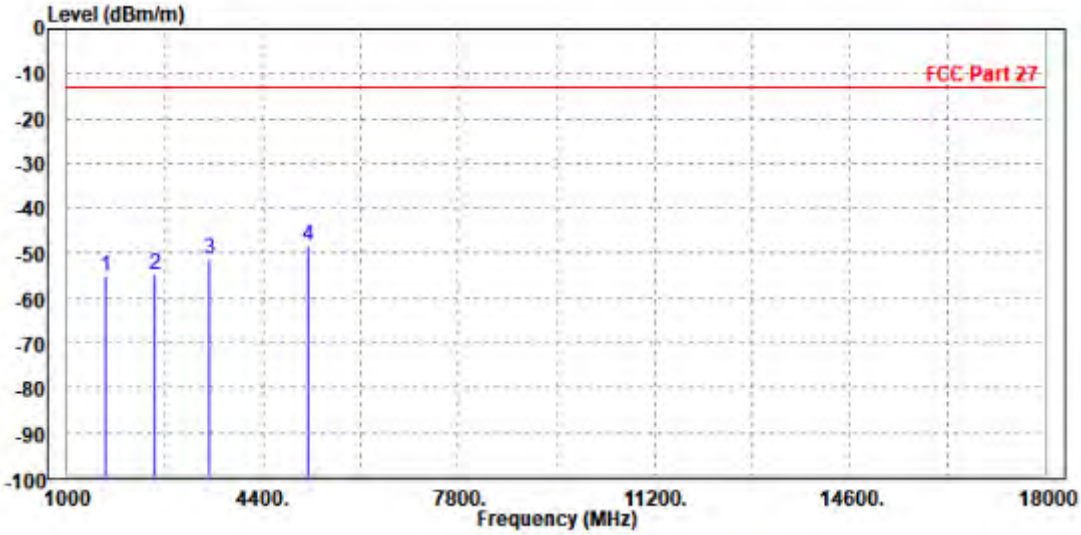

CA_4A-7A:

CHANNEL BANDWIDTH: 20MHz+20MHz / QPSK

MODE	TX channel 20175/ 21100	**FREQUENCY RANGE**	Above 1000MHz
ENVIRONMENTAL CONDITIONS	23deg. C, 70%RH	**INPUT POWER**	AC 120V/60HZ
TESTED BY	Jace Hu		
ANTENNA POLARITY & TEST DISTANCE: HORIZONTAL AT 3 M			

	Freq	Level	Read Level	Limit Line	Over Limit	Factor	Remark	Pol/Phase
	MHz	dBm/m	dBm	dBm/m	dB	dB/m		
1	3475.000	-51.74	-60.28	-25.00	-26.74	8.54	Peak	Horizontal
2	5070.000	-48.77	-59.93	-25.00	-23.77	11.16	Peak	Horizontal
3	5196.000	-47.77	-59.12	-25.00	-22.77	11.35	Peak	Horizontal
4 PP	7605.000	-47.33	-61.85	-25.00	-22.33	14.52	Peak	Horizontal

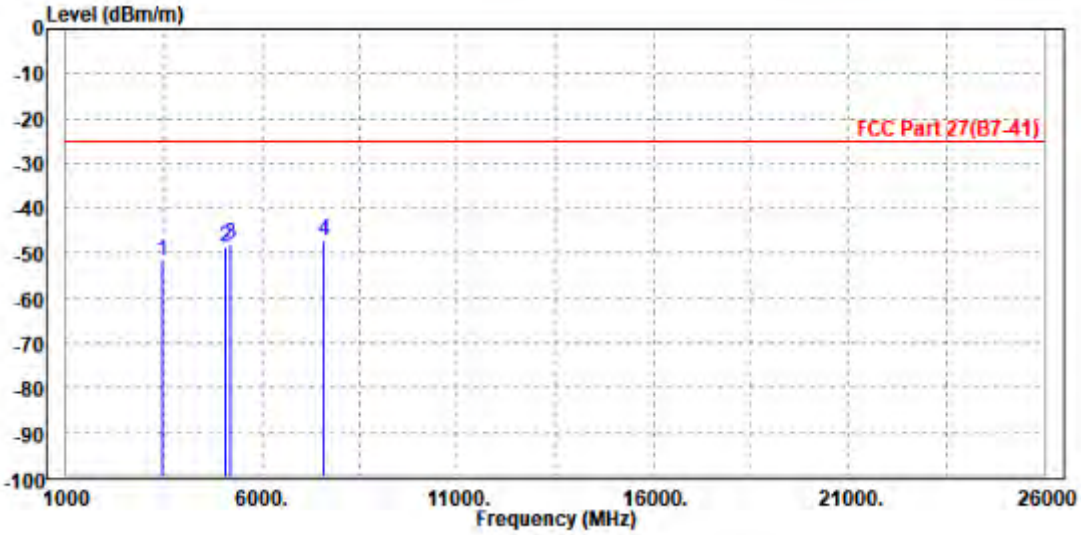

MODE	TX channel 20175/ 21100	FREQUENCY RANGE	Above 1000MHz
ENVIRONMENTAL CONDITIONS	23deg. C, 70%RH	INPUT POWER	AC 120V/60HZ
TESTED BY	Jace Hu		
ANTENNA POLARITY & TEST DISTANCE: VERTICAL AT 3 M			

		Freq	Level	Read Level	Limit Line	Over Limit	Factor	Remark	Pol/Phase
		MHz	dBm/m	dBm	dBm/m	dB	dB/m		
1		3475.000	-51.58	-60.23	-25.00	-26.58	8.65	Peak	Vertical
2		5070.000	-48.61	-60.12	-25.00	-23.61	11.51	Peak	Vertical
3	PP	5196.000	-47.25	-59.00	-25.00	-22.25	11.75	Peak	Vertical
4		7605.000	-50.26	-63.74	-25.00	-25.26	13.48	Peak	Vertical

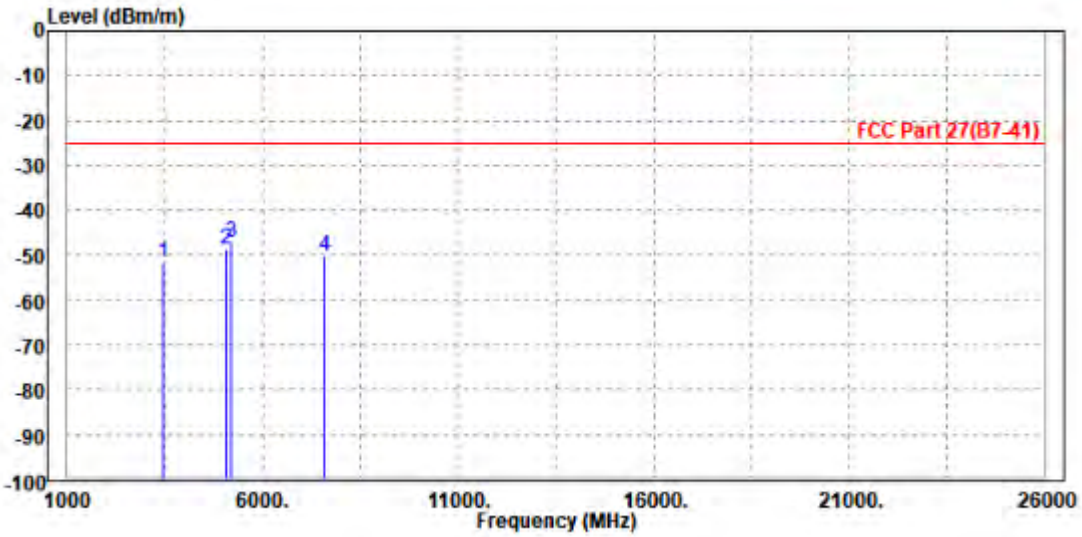

3.7 PEAK TO AVERAGE RATIO

3.7.1 LIMITS OF PEAK TO AVERAGE RATIO MEASUREMENT

In measuring transmissions in this band using an average power technique, the peak to-average ratio (PAR) of the transmission may not exceed 13 dB

3.7.2 TEST SETUP

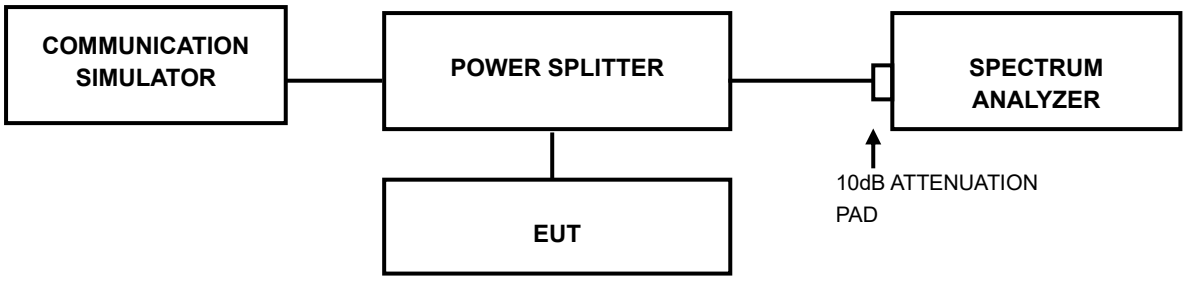

3.7.3 TEST PROCEDURES

1. Set resolution/measurement bandwidth ≥ signal's occupied bandwidth;
2. Set the number of counts to a value that stabilizes the measured CCDF curve;
3. Record the maximum PAPR level associated with a probability of 0.1%.

3.7.4 TEST RESULTS

Please Refer to Appendix Of this test report.

4 INFORMATION ON THE TESTING LABORATORIES

We, BV 7LAYERS COMMUNICATIONS TECHNOLOGY (SHENZHEN) CO. LTD., were founded in 2015 to provide our best service in EMC, Radio, Telecom and Safety consultation. Our laboratories are accredited and approved according to ISO/IEC 17025.

If you have any comments, please feel free to contact us at the following:

Shenzhen EMC/RF Lab:
Tel: +86-755-88696566
Fax: +86-755-88696577

Email: customerservice.sw@cn.bureauveritas.com
Web Site: www.adt.com.tw

The address and road map of all our labs can be found in our web site also.

5 MODIFICATIONS RECORDERS FOR ENGINEERING CHANGES TO THE EUT BY THE LAB

No any modifications are made to the EUT by the lab during the test.

6 APPENDIX

LTE BAND 41(INDCLUDING LTE BAND38)

PEAK-TO-AVERAGE RATIO(CCDF)

Test Result

Band	Bandwidth	Modulation	Channel	RB Configuration	Result(dB)	Limit(dB)	Verdict
Band41	20MHz	QPSK	39750	1RB#0	4.46	13	PASS
Band41	20MHz	QPSK	39750	100RB#0	5.47	13	PASS
Band41	20MHz	QPSK	40620	1RB#0	4.13	13	PASS
Band41	20MHz	QPSK	40620	100RB#0	5.23	13	PASS
Band41	20MHz	QPSK	41490	1RB#0	4.55	13	PASS
Band41	20MHz	QPSK	41490	100RB#0	5.43	13	PASS
Band41	20MHz	16QAM	39750	1RB#0	5.65	13	PASS
Band41	20MHz	16QAM	39750	100RB#0	6.27	13	PASS
Band41	20MHz	16QAM	40620	1RB#0	5.28	13	PASS
Band41	20MHz	16QAM	40620	100RB#0	6.03	13	PASS
Band41	20MHz	16QAM	41490	1RB#0	5.74	13	PASS
Band41	20MHz	16QAM	41490	100RB#0	6.24	13	PASS

Test Graphs

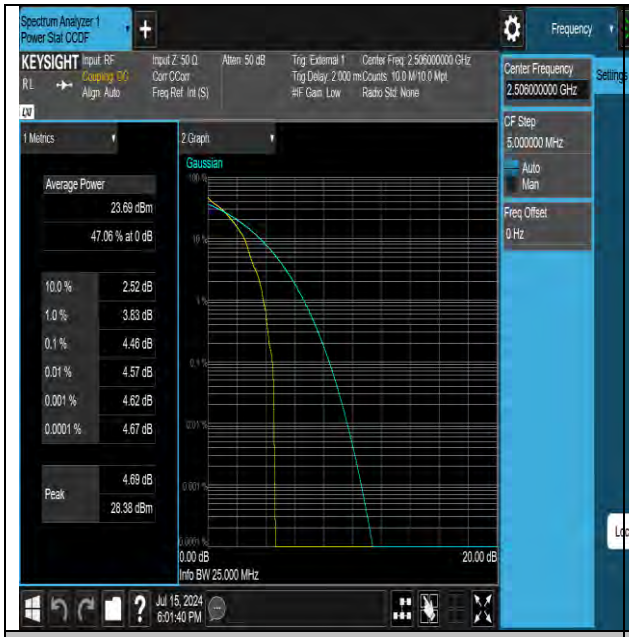

Band41-20MHz-QPSK-39750-1RB#0-PASS

Band41-20MHz-QPSK-39750-100RB#0-PASS

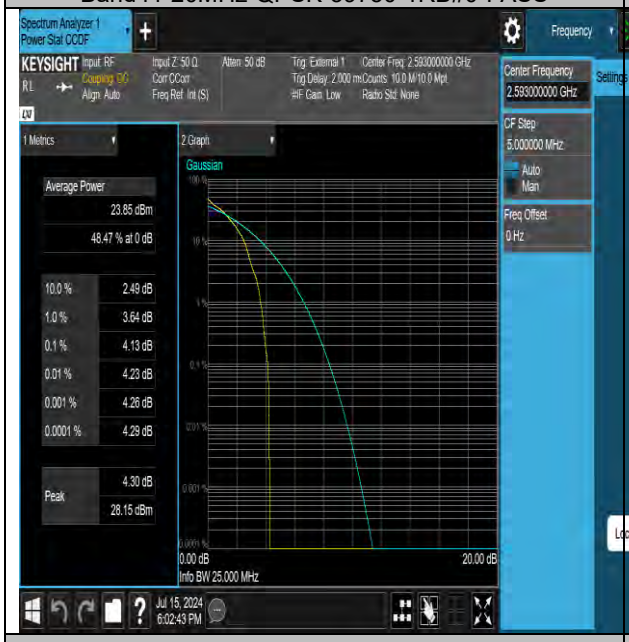

Band41-20MHz-QPSK-40620-1RB#0-PASS

Band41-20MHz-QPSK-40620-100RB#0-PASS

Band41-20MHz-QPSK-41490-1RB#0-PASS

Band41-20MHz-QPSK-41490-100RB#0-PASS

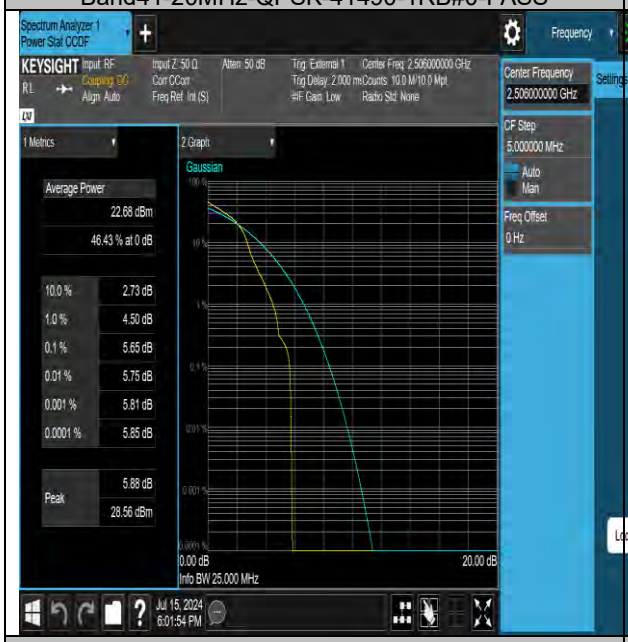

Band41-20MHz-16QAM-39750-1RB#0-PASS

Band41-20MHz-16QAM-39750-100RB#0-PASS

Band41-20MHz-16QAM-40620-1RB#0-PASS

Band41-20MHz-16QAM-40620-100RB#0-PASS

Band41-20MHz-16QAM-41490-1RB#0-PASS

Band41-20MHz-16QAM-41490-100RB#0-PASS

26DB BANDWIDTH AND OCCUPIED BANDWIDTH

Test Result

Band	Bandwidth	Modulation	Channel	RB Configuration	Occupied Bandwidth (MHz)	26dB Bandwidth (MHz)	Verdict
Band41	5MHz	QPSK	39675	25RB#0	4.5192	5.156	PASS
Band41	5MHz	QPSK	40620	25RB#0	4.5203	5.173	PASS
Band41	5MHz	QPSK	41565	25RB#0	4.5109	5.438	PASS
Band41	5MHz	16QAM	39675	25RB#0	4.4910	4.918	PASS
Band41	5MHz	16QAM	40620	25RB#0	4.4916	4.948	PASS
Band41	5MHz	16QAM	41565	25RB#0	4.4932	4.989	PASS
Band41	10MHz	QPSK	39700	50RB#0	8.9804	9.980	PASS
Band41	10MHz	QPSK	40620	50RB#0	8.9913	9.916	PASS
Band41	10MHz	QPSK	41540	50RB#0	9.0049	10.21	PASS
Band41	10MHz	16QAM	39700	50RB#0	8.9622	9.784	PASS
Band41	10MHz	16QAM	40620	50RB#0	8.9571	9.785	PASS
Band41	10MHz	16QAM	41540	50RB#0	8.9732	9.968	PASS
Band41	15MHz	QPSK	39725	75RB#0	13.465	14.79	PASS
Band41	15MHz	QPSK	40620	75RB#0	13.488	14.75	PASS
Band41	15MHz	QPSK	41515	75RB#0	13.480	14.88	PASS
Band41	15MHz	16QAM	39725	75RB#0	13.460	15.53	PASS
Band41	15MHz	16QAM	40620	75RB#0	13.488	15.53	PASS
Band41	15MHz	16QAM	41515	75RB#0	13.498	15.97	PASS
Band41	20MHz	QPSK	39750	100RB#0	17.966	19.45	PASS
Band41	20MHz	QPSK	40620	100RB#0	17.969	19.43	PASS
Band41	20MHz	QPSK	41490	100RB#0	17.984	19.46	PASS
Band41	20MHz	16QAM	39750	100RB#0	17.966	21.68	PASS
Band41	20MHz	16QAM	40620	100RB#0	17.959	22.03	PASS
Band41	20MHz	16QAM	41490	100RB#0	17.957	21.66	PASS

Test Graphs

Band41-5MHz-QPSK-39675-25RB#0-PASS

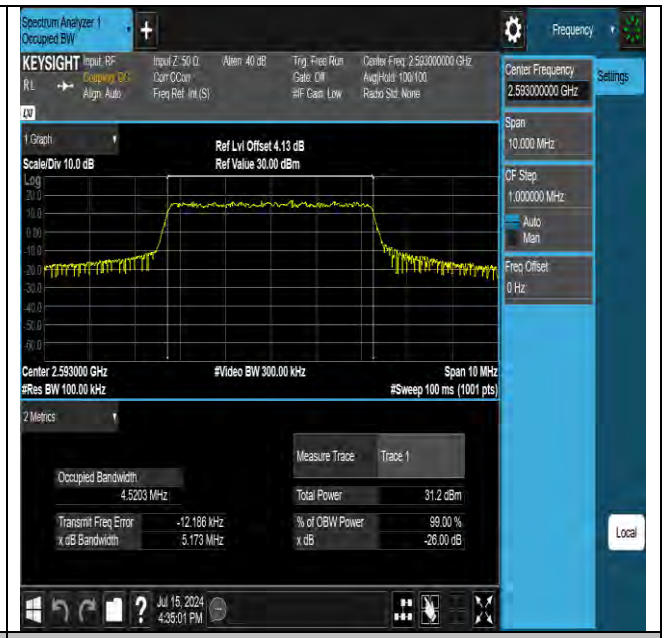

Band41-5MHz-QPSK-40620-25RB#0-PASS

Band41-5MHz-QPSK-41565-25RB#0-PASS

Band41-5MHz-16QAM-39675-25RB#0-PASS

Band41-5MHz-16QAM-40620-25RB#0-PASS

Band41-5MHz-16QAM-41565-25RB#0-PASS

Band41-10MHz-QPSK-39700-50RB#0-PASS

Band41-10MHz-QPSK-40620-50RB#0-PASS

Band41-10MHz-QPSK-41540-50RB#0-PASS

Band41-10MHz-16QAM-39700-50RB#0-PASS

Band41-10MHz-16QAM-40620-50RB#0-PASS

Band41-10MHz-16QAM-41540-50RB#0-PASS

Band41-15MHz-QPSK-39725-75RB#0-PASS

Band41-15MHz-QPSK-40620-75RB#0-PASS

Band41-15MHz-QPSK-41515-75RB#0-PASS

Band41-15MHz-16QAM-39725-75RB#0-PASS

Band41-15MHz-16QAM-40620-75RB#0-PASS

Band41-15MHz-16QAM-41515-75RB#0-PASS

Band41-20MHz-QPSK-39750-100RB#0-PASS

Band41-20MHz-QPSK-40620-100RB#0-PASS

Band41-20MHz-QPSK-41490-100RB#0-PASS

Band41-20MHz-16QAM-39750-100RB#0-PASS

Band41-20MHz-16QAM-40620-100RB#0-PASS

Band41-20MHz-16QAM-41490-100RB#0-PASS

BAND EDGE

Test Result

Band	Bandwidth	Modulation	Channel	RB Configuration	Result(dBm)	Verdict
Band41	5MHz	QPSK	39675	1RB#0	-18.89	PASS
Band41	5MHz	QPSK	39675	25RB#0	-39.26	PASS
Band41	5MHz	QPSK	41565	1RB#24	-20.75	PASS
Band41	5MHz	QPSK	41565	25RB#0	-37.90	PASS
Band41	5MHz	16QAM	39675	1RB#0	-21.95	PASS
Band41	5MHz	16QAM	39675	25RB#0	-28.85	PASS
Band41	5MHz	16QAM	41565	1RB#24	-22.75	PASS
Band41	5MHz	16QAM	41565	25RB#0	-41.15	PASS
Band41	10MHz	QPSK	39700	1RB#0	-28.60	PASS
Band41	10MHz	QPSK	39700	50RB#0	-34.94	PASS
Band41	10MHz	QPSK	41540	1RB#49	-27.85	PASS
Band41	10MHz	QPSK	41540	50RB#0	-38.07	PASS
Band41	10MHz	16QAM	39700	1RB#0	-29.68	PASS
Band41	10MHz	16QAM	39700	50RB#0	-35.45	PASS
Band41	10MHz	16QAM	41540	1RB#49	-27.86	PASS
Band41	10MHz	16QAM	41540	50RB#0	-40.13	PASS
Band41	15MHz	QPSK	39725	1RB#0	-39.38	PASS
Band41	15MHz	QPSK	39725	75RB#0	-32.23	PASS
Band41	15MHz	QPSK	41515	1RB#74	-29.62	PASS
Band41	15MHz	QPSK	41515	75RB#0	-36.29	PASS
Band41	15MHz	16QAM	39725	1RB#0	-40.76	PASS
Band41	15MHz	16QAM	39725	75RB#0	-34.40	PASS
Band41	15MHz	16QAM	41515	1RB#74	-30.73	PASS
Band41	15MHz	16QAM	41515	75RB#0	-38.91	PASS
Band41	20MHz	QPSK	39750	1RB#0	-41.33	PASS
Band41	20MHz	QPSK	39750	100RB#0	-37.08	PASS
Band41	20MHz	QPSK	41490	1RB#99	-32.31	PASS
Band41	20MHz	QPSK	41490	100RB#0	-41.82	PASS
Band41	20MHz	16QAM	39750	1RB#0	-42.05	PASS
Band41	20MHz	16QAM	39750	100RB#0	-35.75	PASS
Band41	20MHz	16QAM	41490	1RB#99	-47.87	PASS
Band41	20MHz	16QAM	41490	100RB#0	-42.86	PASS

Test Graphs

Band41_5MHz_QPSK_39675_1RB#0

Band41_5MHz_QPSK_39675_25RB#0

Band41_5MHz_QPSK_41565_1RB#24

Band41_5MHz_QPSK_41565_25RB#0

Band41_5MHz_16QAM_39675_1RB#0

Band41_5MHz_16QAM_39675_25RB#0

Band41_5MHz_16QAM_41565_1RB#24

Band41_5MHz_16QAM_41565_25RB#0

Band41_10MHz_QPSK_39700_1RB#0

Band41_10MHz_QPSK_39700_50RB#0

Band41_10MHz_QPSK_41540_1RB#49

Band41_10MHz_QPSK_41540_50RB#0

Band41_10MHz_16QAM_39700_1RB#0

Band41_10MHz_16QAM_39700_50RB#0

Band41_10MHz_16QAM_41540_1RB#49

Band41_10MHz_16QAM_41540_50RB#0

Band41_15MHz_QPSK_39725_1RB#0

Band41_15MHz_QPSK_39725_75RB#0

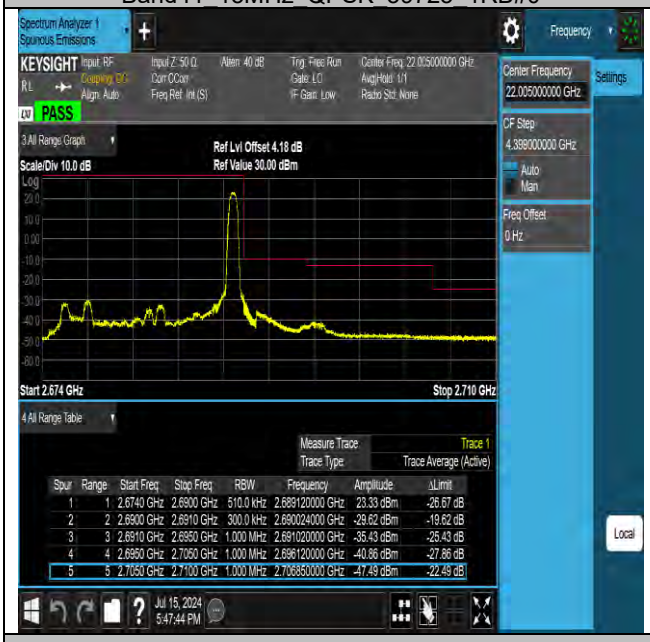

Band41_15MHz_QPSK_41515_1RB#74

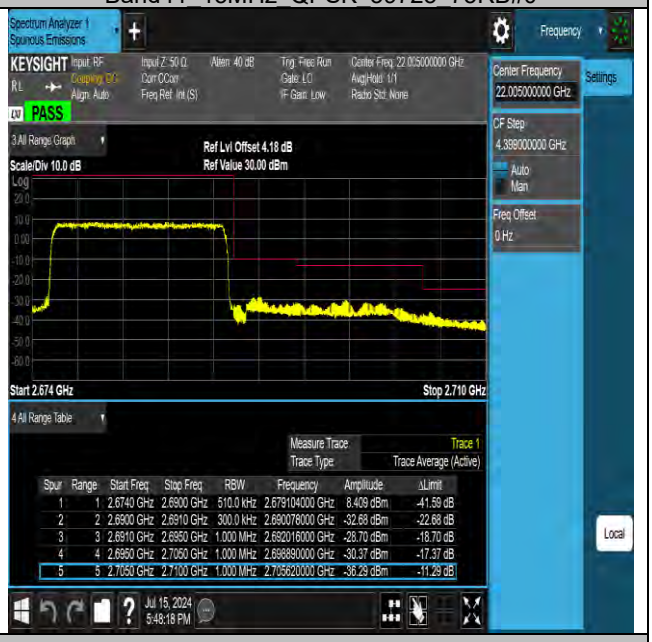

Band41_15MHz_QPSK_41515_75RB#0

Band41_15MHz_16QAM_39725_1RB#0

Band41_15MHz_16QAM_39725_75RB#0

Band41_15MHz_16QAM_41515_1RB#74

Band41_15MHz_16QAM_41515_75RB#0

Band41_20MHz_QPSK_39750_1RB#0

Band41_20MHz_QPSK_39750_100RB#0

Band41_20MHz_QPSK_41490_1RB#99

Band41_20MHz_QPSK_41490_100RB#0

Band41_20MHz_16QAM_39750_1RB#0

Band41_20MHz_16QAM_39750_100RB#0

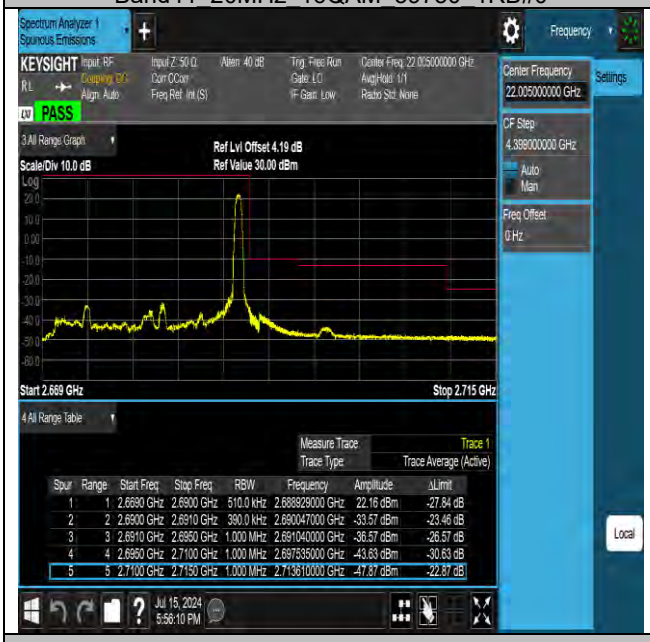

Band41_20MHz_16QAM_41490_1RB#99

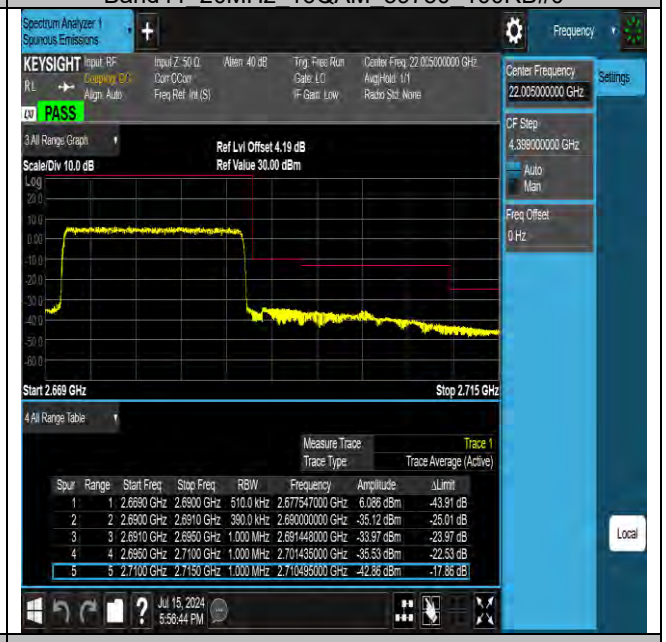

Band41_20MHz_16QAM_41490_100RB#0

CONDUCTED SPURIOUS EMISSION

Test Result

Band	Bandwidth	Modulation	Channel	RB Configuration	Frequency Range	Result (dBm)	Verdict
Band41	5MHz	QPSK	39675	1RB#0	30~1000	-57.48	PASS
Band41	5MHz	QPSK	39675	1RB#0	1000~10000	-40.76	PASS
Band41	5MHz	QPSK	39675	1RB#0	10000~20000	-55.06	PASS
Band41	5MHz	QPSK	39675	1RB#0	20000~27000	-52.90	PASS
Band41	5MHz	QPSK	40620	1RB#0	30~1000	-52.82	PASS
Band41	5MHz	QPSK	40620	1RB#0	1000~10000	-47.36	PASS
Band41	5MHz	QPSK	40620	1RB#0	10000~20000	-55.05	PASS
Band41	5MHz	QPSK	40620	1RB#0	20000~27000	-53.00	PASS
Band41	5MHz	QPSK	41565	1RB#0	30~1000	-50.05	PASS
Band41	5MHz	QPSK	41565	1RB#0	1000~10000	-46.87	PASS
Band41	5MHz	QPSK	41565	1RB#0	10000~20000	-55.03	PASS
Band41	5MHz	QPSK	41565	1RB#0	20000~27000	-52.95	PASS
Band41	10MHz	QPSK	39700	1RB#0	30~1000	-57.47	PASS
Band41	10MHz	QPSK	39700	1RB#0	1000~10000	-40.13	PASS
Band41	10MHz	QPSK	39700	1RB#0	10000~20000	-54.78	PASS
Band41	10MHz	QPSK	39700	1RB#0	20000~27000	-52.85	PASS
Band41	10MHz	QPSK	40620	1RB#0	30~1000	-57.56	PASS
Band41	10MHz	QPSK	40620	1RB#0	1000~10000	-42.25	PASS
Band41	10MHz	QPSK	40620	1RB#0	10000~20000	-54.59	PASS
Band41	10MHz	QPSK	40620	1RB#0	20000~27000	-53.17	PASS
Band41	10MHz	QPSK	41540	1RB#0	30~1000	-49.41	PASS
Band41	10MHz	QPSK	41540	1RB#0	1000~10000	-41.20	PASS
Band41	10MHz	QPSK	41540	1RB#0	10000~20000	-54.87	PASS
Band41	10MHz	QPSK	41540	1RB#0	20000~27000	-52.86	PASS
Band41	15MHz	QPSK	39725	1RB#0	30~1000	-57.43	PASS
Band41	15MHz	QPSK	39725	1RB#0	1000~10000	-40.60	PASS
Band41	15MHz	QPSK	39725	1RB#0	10000~20000	-54.93	PASS
Band41	15MHz	QPSK	39725	1RB#0	20000~27000	-52.90	PASS
Band41	15MHz	QPSK	40620	1RB#0	30~1000	-57.35	PASS
Band41	15MHz	QPSK	40620	1RB#0	1000~10000	-46.04	PASS
Band41	15MHz	QPSK	40620	1RB#0	10000~20000	-54.58	PASS
Band41	15MHz	QPSK	40620	1RB#0	20000~27000	-52.94	PASS
Band41	15MHz	QPSK	41515	1RB#0	30~1000	-49.97	PASS
Band41	15MHz	QPSK	41515	1RB#0	1000~10000	-43.86	PASS
Band41	15MHz	QPSK	41515	1RB#0	10000~20000	-54.95	PASS
Band41	15MHz	QPSK	41515	1RB#0	20000~27000	-52.92	PASS
Band41	20MHz	QPSK	39750	1RB#0	30~1000	-57.48	PASS
Band41	20MHz	QPSK	39750	1RB#0	1000~10000	-40.25	PASS
Band41	20MHz	QPSK	39750	1RB#0	10000~20000	-54.96	PASS
Band41	20MHz	QPSK	39750	1RB#0	20000~27000	-53.04	PASS
Band41	20MHz	QPSK	40620	1RB#0	30~1000	-57.57	PASS
Band41	20MHz	QPSK	40620	1RB#0	1000~10000	-47.31	PASS
Band41	20MHz	QPSK	40620	1RB#0	10000~20000	-54.75	PASS
Band41	20MHz	QPSK	40620	1RB#0	20000~27000	-52.82	PASS

Band41	20MHz	QPSK	41490	1RB#0	30~1000	-50.00	PASS
Band41	20MHz	QPSK	41490	1RB#0	1000~10000	-47.40	PASS
Band41	20MHz	QPSK	41490	1RB#0	10000~20000	-54.07	PASS
Band41	20MHz	QPSK	41490	1RB#0	20000~27000	-52.97	PASS

Test Graphs

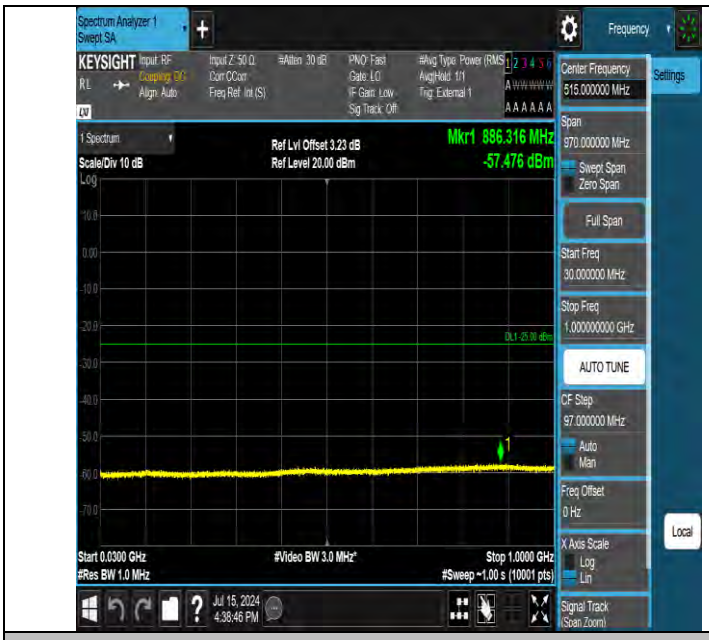

Band41_5MHz_QPSK_39675_1RB#0_30~1000_30~1000

Band41_5MHz_QPSK_39675_1RB#0_1000~10000_1000~10000

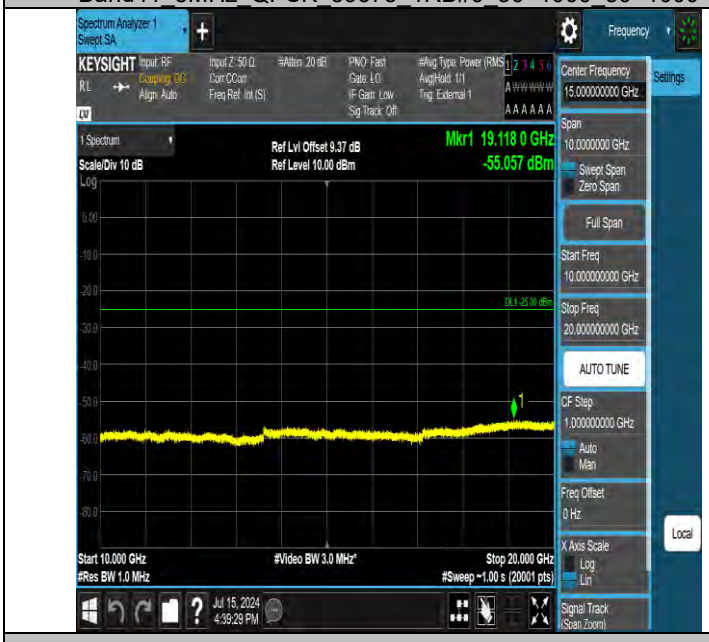

Band41_5MHz_QPSK_39675_1RB#0_10000~20000_10000~20000

Band41_5MHz_QPSK_39675_1RB#0_20000~27000_20000~27000