48	30	40	641666	3624.99	DFT-s-OFDM BPSK	1@0	see graph	**PASS**
48	30	40	641666	3624.99	DFT-s-OFDM QPSK	1@0	see graph	**PASS**
48	30	40	641666	3624.99	DFT-s-OFDM BPSK	1@105	see graph	**PASS**
48	30	40	641666	3624.99	DFT-s-OFDM QPSK	1@105	see graph	**PASS**
48	30	40	641666	3624.99	DFT-s-OFDM BPSK	100@0	see graph	**PASS**
48	30	40	641666	3624.99	DFT-s-OFDM QPSK	100@0	see graph	**PASS**
48	30	40	645332	3679.98	DFT-s-OFDM BPSK	1@0	see graph	PASS
48	30	40	645332	3679.98	DFT-s-OFDM QPSK	1@0	see graph	**PASS**
48	30	40	645332	3679.98	DFT-s-OFDM BPSK	1@105	see graph	**PASS**
48	30	40	645332	3679.98	DFT-s-OFDM QPSK	1@105	see graph	**PASS**
48	30	40	645332	3679.98	DFT-s-OFDM BPSK	100@0	see graph	**PASS**
48	30	40	645332	3679.98	DFT-s-OFDM QPSK	100@0	see graph	**PASS**

N48(10M)_DFT-s-OFDM_BPSK_Edge_1RB_Left_Low_CH

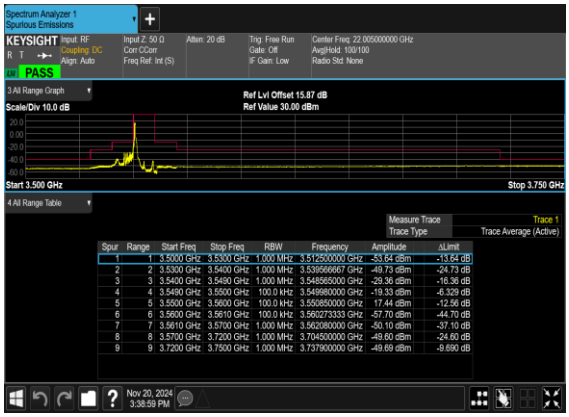

N48(10M)_DFT-s-OFDM_QPSK_Edge_1RB_Left_Low_CH

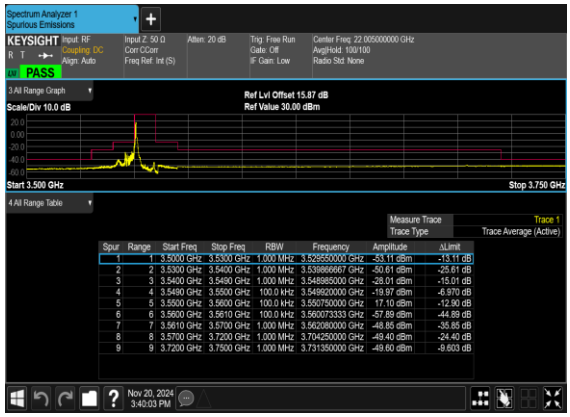

N48(10M)_DFT-s-OFDM_BPSK_Edge_1RB_Right_Low_CH

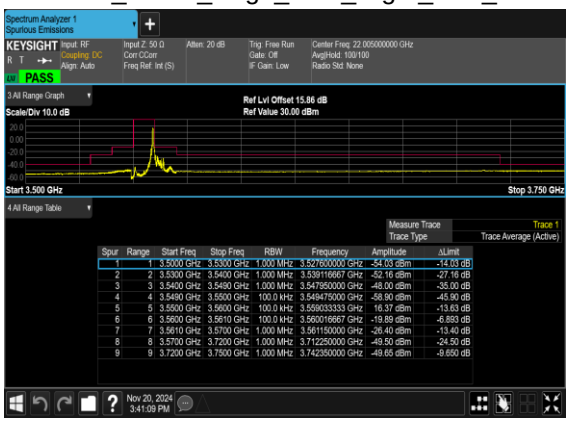

N48(10M)_DFT-s-OFDM_QPSK_Edge_1RB_Right_Low_CH

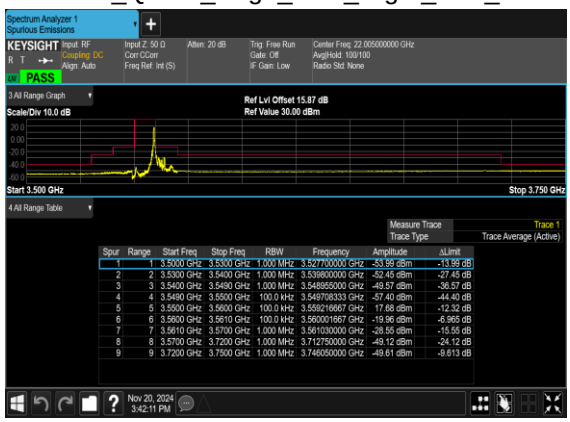

N48(10M)_DFT-s-OFDM_BPSK_Outer_Full_Low_CH

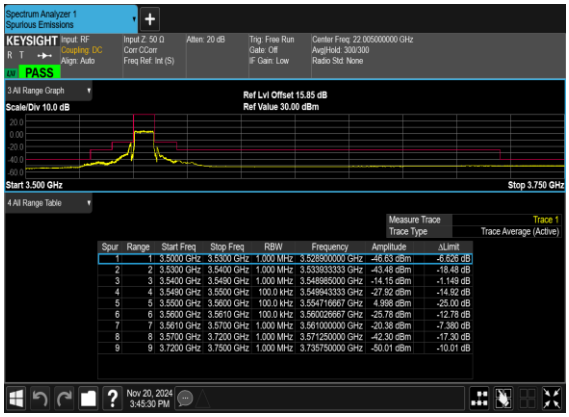

N48(10M)_DFT-s-OFDM_QPSK_Outer_Full_Low_CH

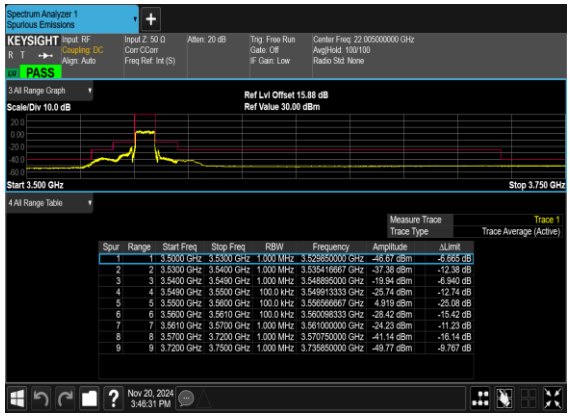

N48(10M)_DFT-s-OFDM_BPSK_Edge_1RB_Left_Mid_CH

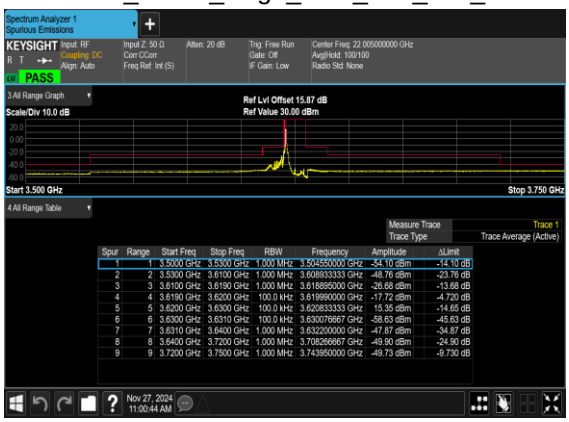

N48(10M)_DFT-s-OFDM_QPSK_Edge_1RB_Left_Mid_CH

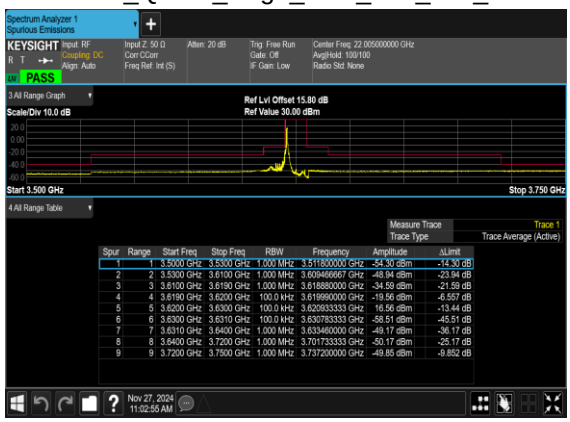

N48(10M)_DFT-s-OFDM_BPSK_Edge_1RB_Right_Mid_CH

N48(10M)_DFT-s-OFDM_QPSK_Edge_1RB_Right_Mid_CH

N48(10M)_DFT-s-OFDM_BPSK_Outer_Full_Mid_CH

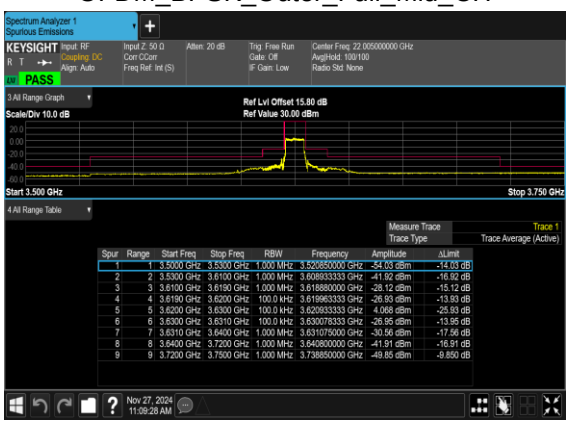

N48(10M)_DFT-s-OFDM_QPSK_Outer_Full_Mid_CH

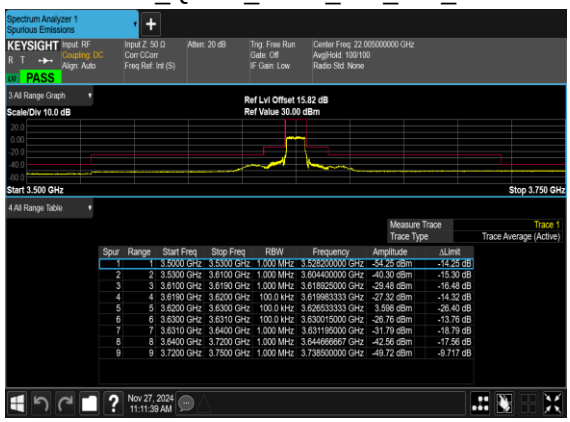

N48(10M)_DFT-s-OFDM_BPSK_Edge_1RB_Left_High_CH

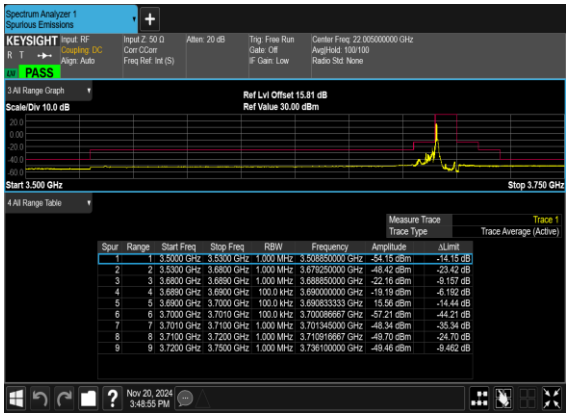

N48(10M)_DFT-s-OFDM_QPSK_Edge_1RB_Left_High_CH

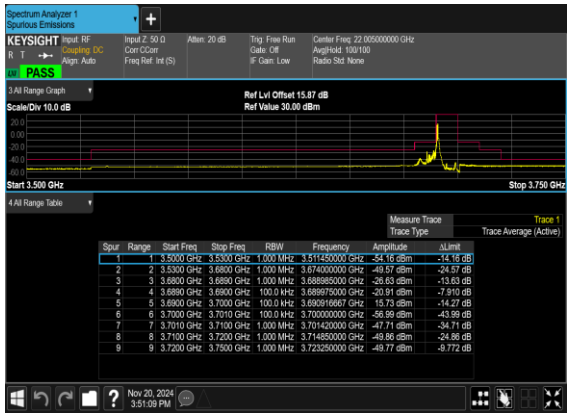

N48(10M)_DFT-s-OFDM_BPSK_Edge_1RB_Right_High_CH

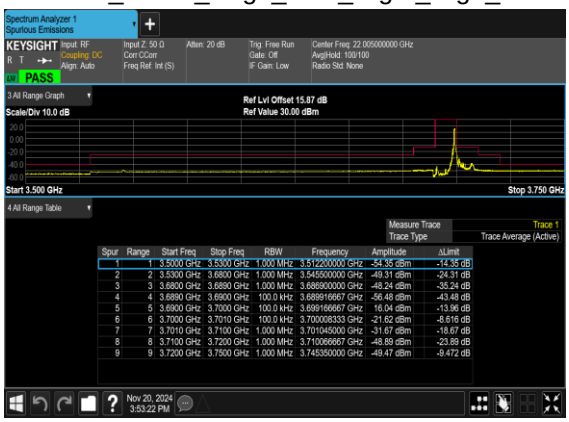

N48(10M)_DFT-s-OFDM_QPSK_Edge_1RB_Right_High_CH

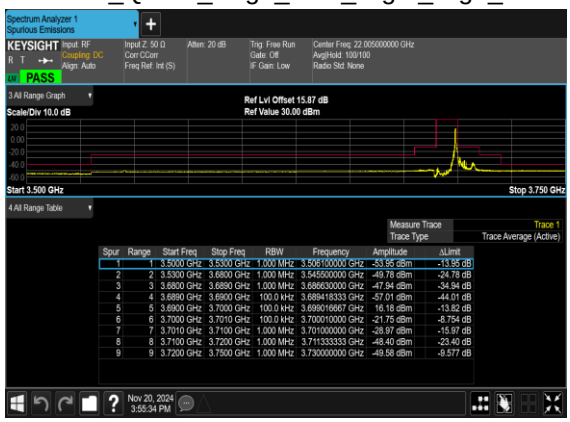

N48(10M)_DFT-s-OFDM_BPSK_Outer_Full_High_CH

N48(10M)_DFT-s-OFDM_QPSK_Outer_Full_High_CH

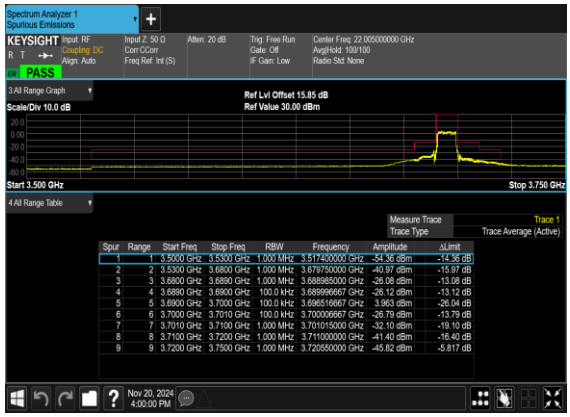

N48(20M)_DFT-s-OFDM_BPSK_Edge_1RB_Left_Low_CH

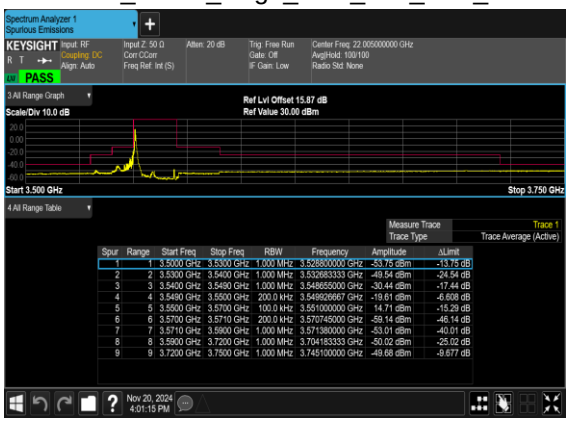

N48(20M)_DFT-s-OFDM_QPSK_Edge_1RB_Left_Low_CH

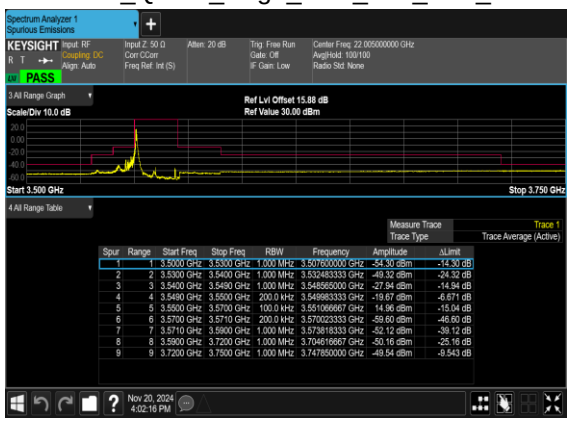

N48(20M)_DFT-s-OFDM_BPSK_Edge_1RB_Right_Low_CH

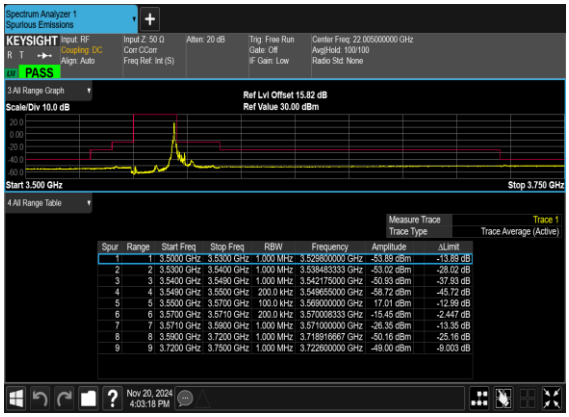

N48(20M)_DFT-s-OFDM_QPSK_Edge_1RB_Right_Low_CH

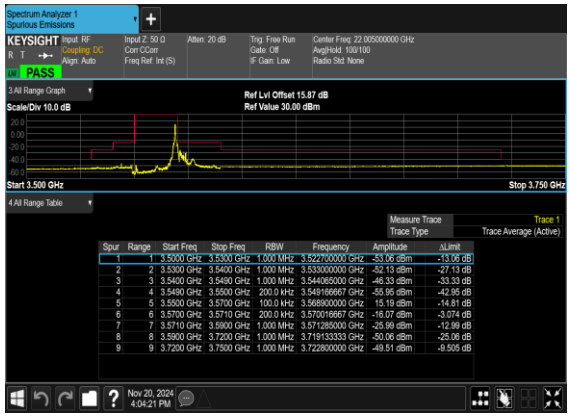

N48(20M)_DFT-s-OFDM_BPSK_Outer_Full_Low_CH

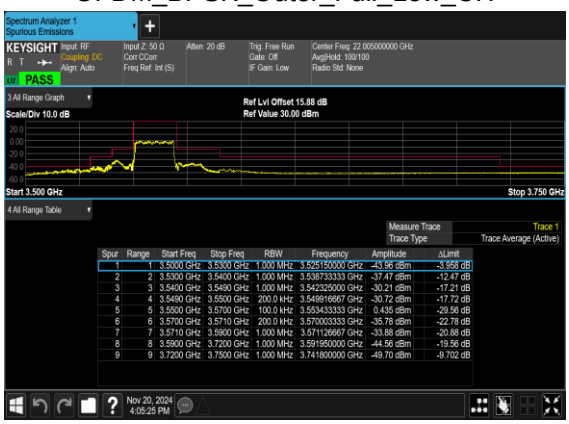

N48(20M)_DFT-s-OFDM_QPSK_Outer_Full_Low_CH

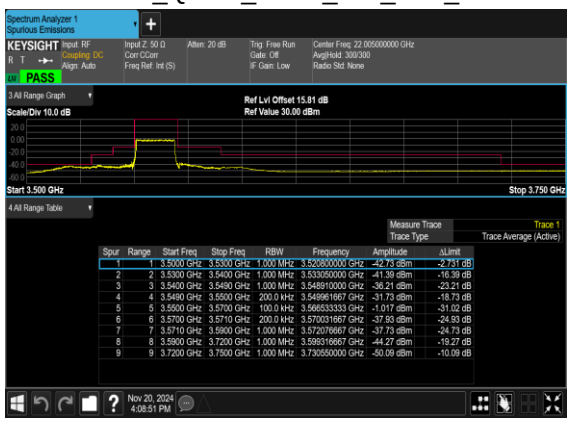

N48(20M)_DFT-s-OFDM_BPSK_Edge_1RB_Left_Mid_CH

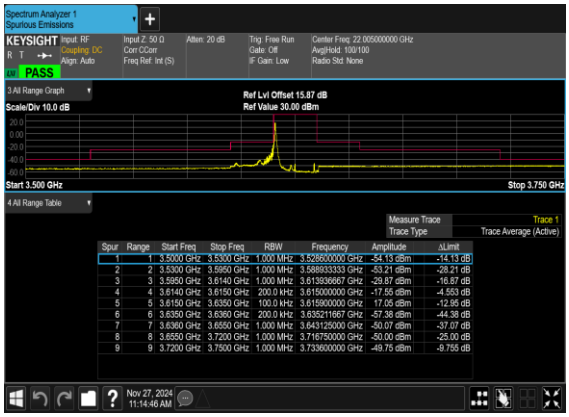

N48(20M)_DFT-s-OFDM_QPSK_Edge_1RB_Left_Mid_CH

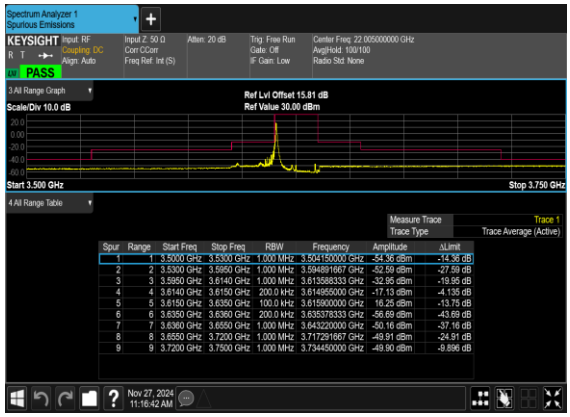

N48(20M)_DFT-s-OFDM_BPSK_Edge_1RB_Right_Mid_CH

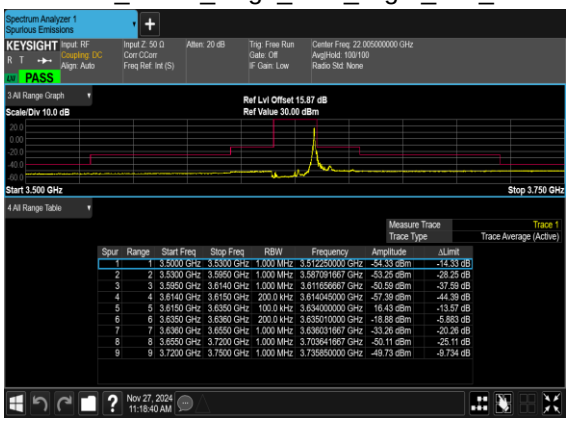

N48(20M)_DFT-s-OFDM_BPSK_Edge_1RB_Right_Mid_CH

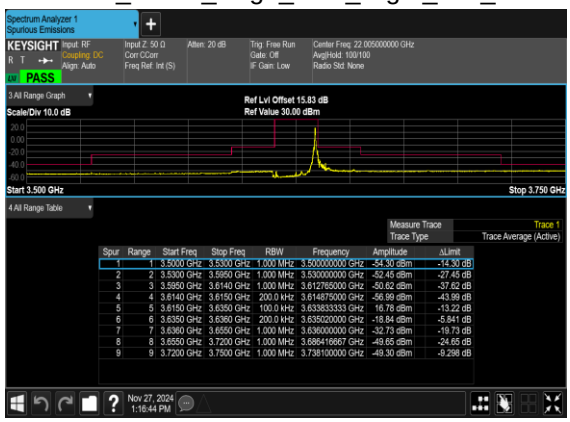

N48(20M)_DFT-s-OFDM_BPSK_Outer_Full_Mid_CH

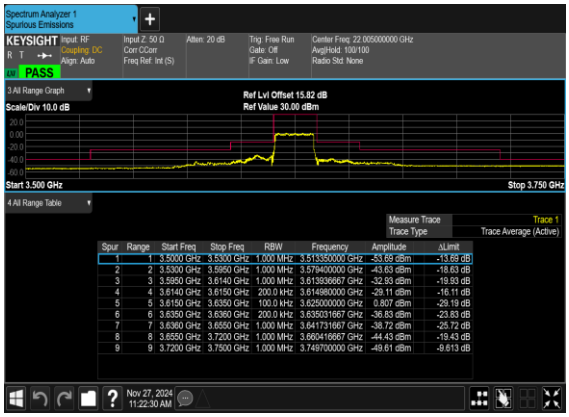

N48(20M)_DFT-s-OFDM_QPSK_Outer_Full_Mid_CH

N48(20M)_DFT-s-OFDM_BPSK_Edge_1RB_Left_High_CH

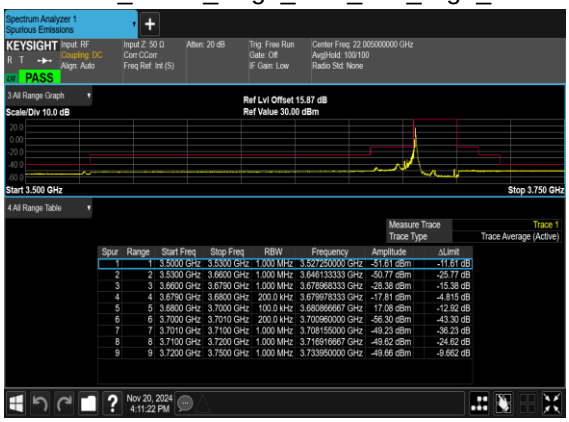

N48(20M)_DFT-s-OFDM_QPSK_Edge_1RB_Left_High_CH

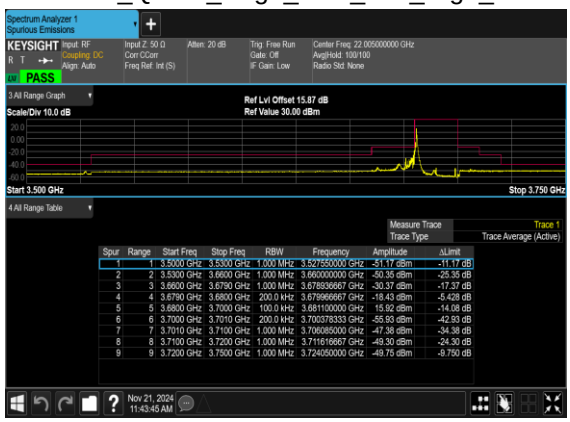

N48(20M)_DFT-s-OFDM_BPSK_Edge_1RB_Right_High_CH

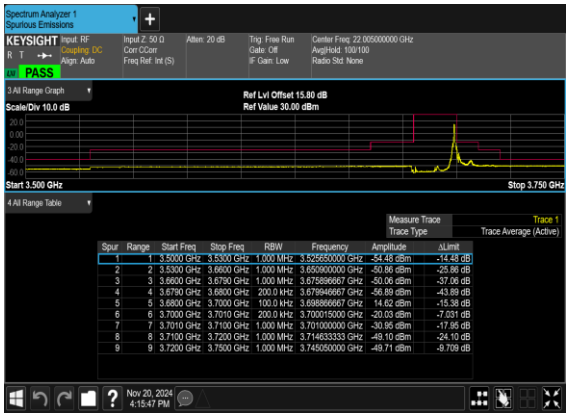

N48(20M)_DFT-s-OFDM_QPSK_Edge_1RB_Right_High_CH

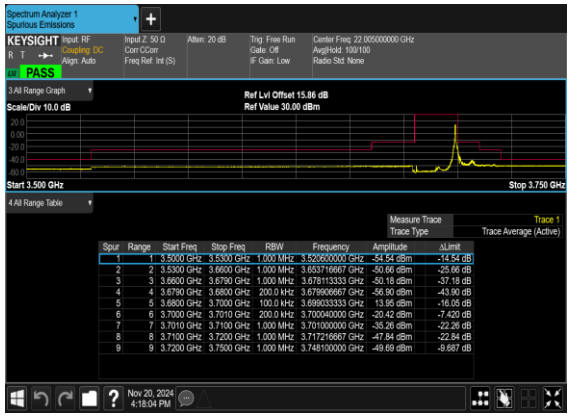

N48(20M)_DFT-s-OFDM_BPSK_Outer_Full_High_CH

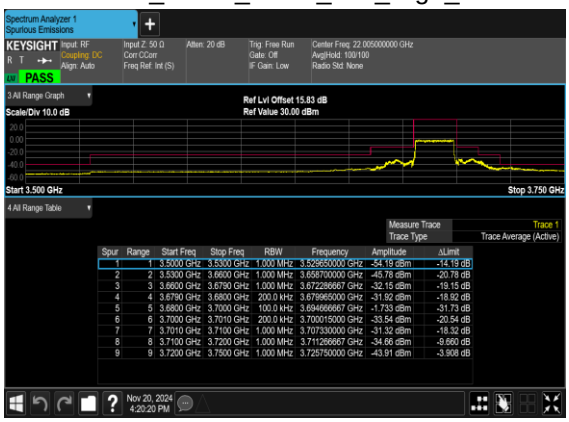

N48(20M)_DFT-s-OFDM_QPSK_Outer_Full_High_CH

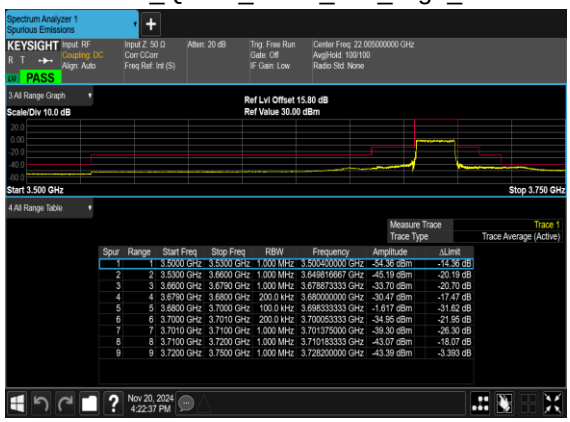

N48(40M)_DFT-s-OFDM_BPSK_Edge_1RB_Left_Low_CH

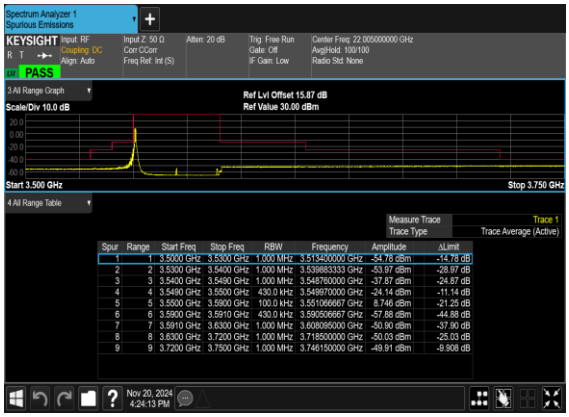

N48(40M)_DFT-s-OFDM_QPSK_Edge_1RB_Left_Low_CH

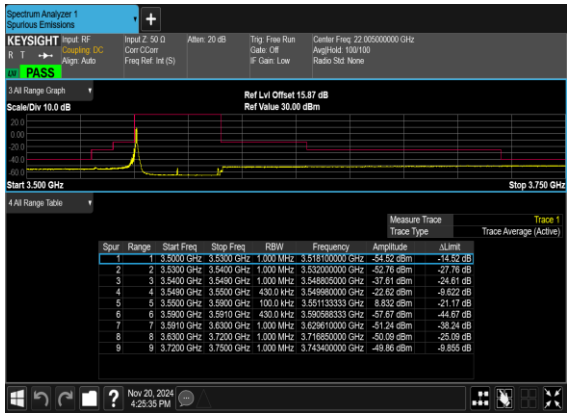

N48(40M)_DFT-s-OFDM_BPSK_Edge_1RB_Right_Low_CH

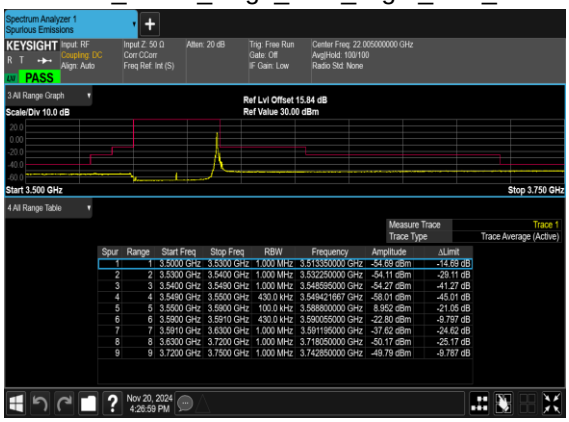

N48(40M)_DFT-s-OFDM_QPSK_Edge_1RB_Right_Low_CH

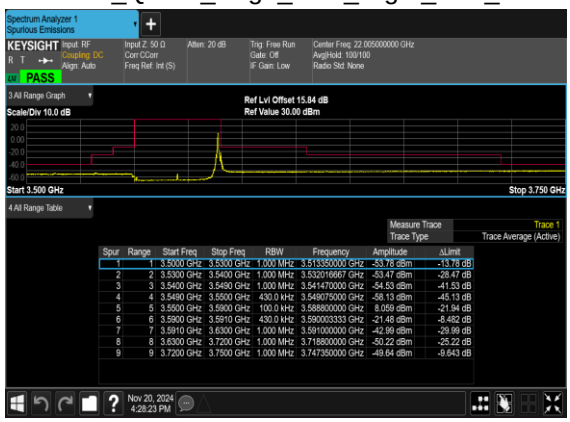

N48(40M)_DFT-s-OFDM_BPSK_Outer_Full_Low_CH

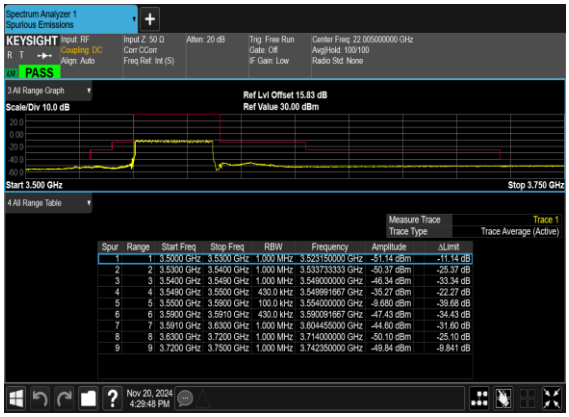

N48(40M)_DFT-s-OFDM_QPSK_Outer_Full_Low_CH

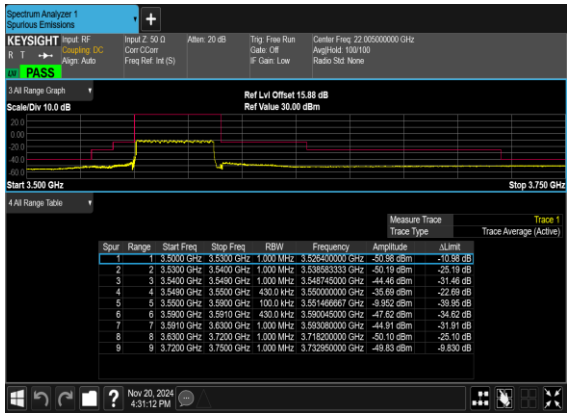

N48(40M)_DFT-s-OFDM_BPSK_Edge_1RB_Left_Mid_CH

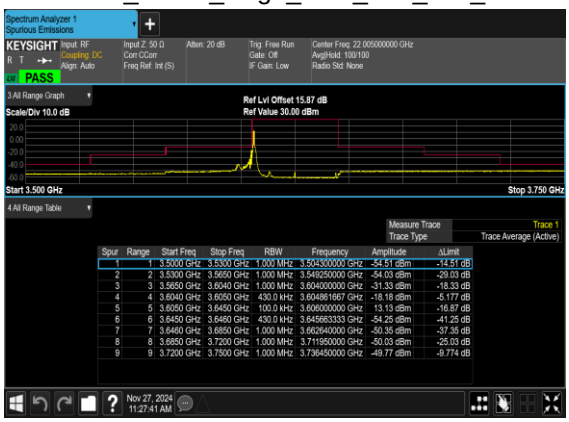

N48(40M)_DFT-s-OFDM_QPSK_Edge_1RB_Left_Mid_CH

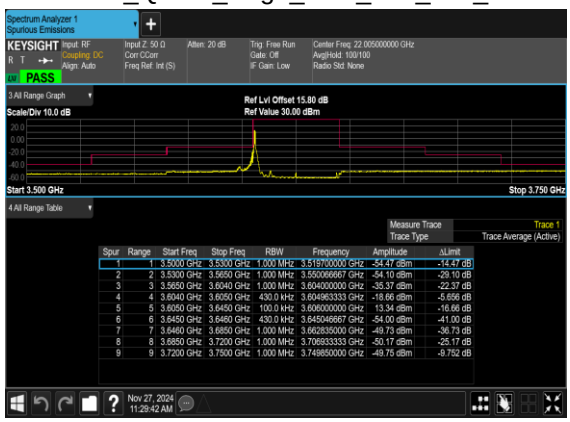

N48(40M)_DFT-s-OFDM_BPSK_Edge_1RB_Right_Mid_CH

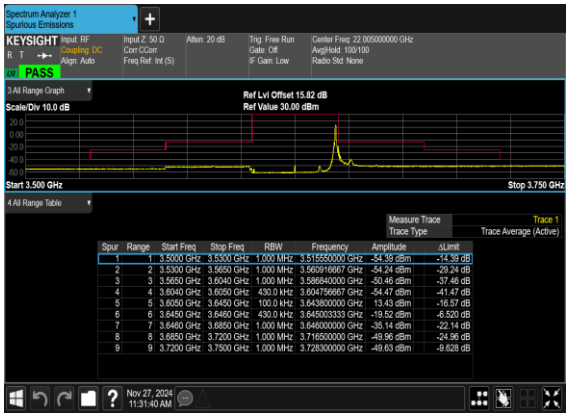

N48(40M)_DFT-s-OFDM_QPSK_Edge_1RB_Right_Mid_CH

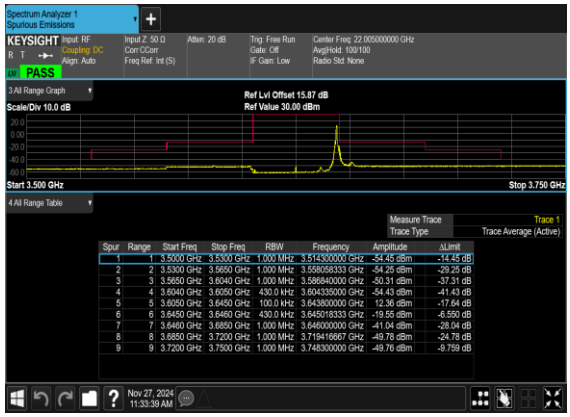

N48(40M)_DFT-s-OFDM_BPSK_Outer_Full_Mid_CH

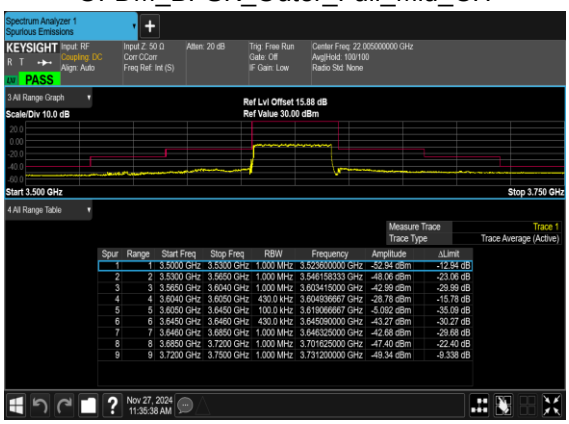

N48(40M)_DFT-s-OFDM_QPSK_Outer_Full_Mid_CH

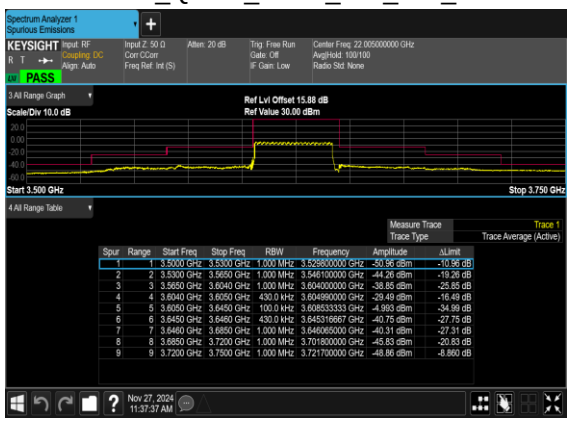

N48(40M)_DFT-s-OFDM_BPSK_Edge_1RB_Left_High_CH

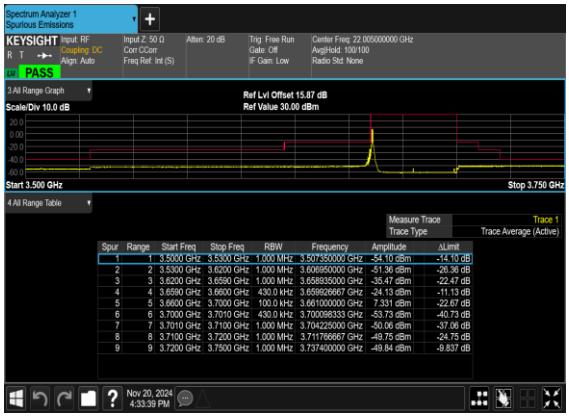

N48(40M)_DFT-s-OFDM_QPSK_Edge_1RB_Left_High_CH

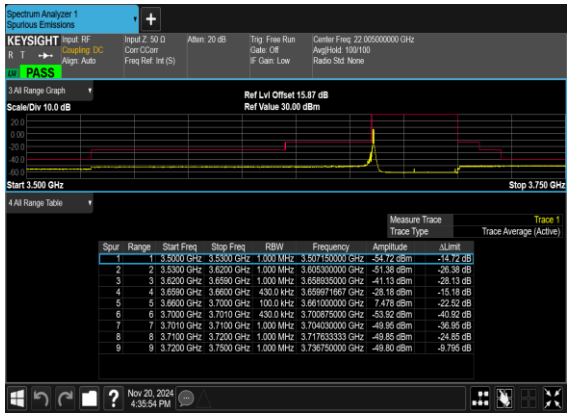

N48(40M)_DFT-s-OFDM_BPSK_Edge_1RB_Right_High_CH

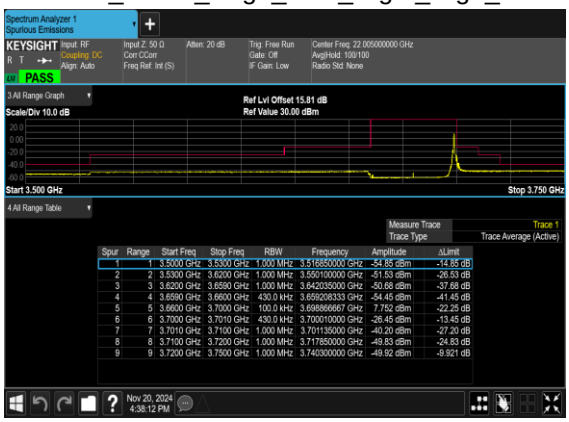

N48(40M)_DFT-s-OFDM_QPSK_Edge_1RB_Right_High_CH

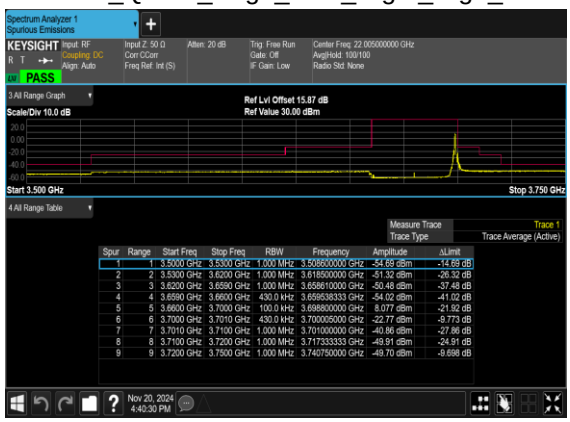

N48(40M)_DFT-s-OFDM_BPSK_Outer_Full_High_CH

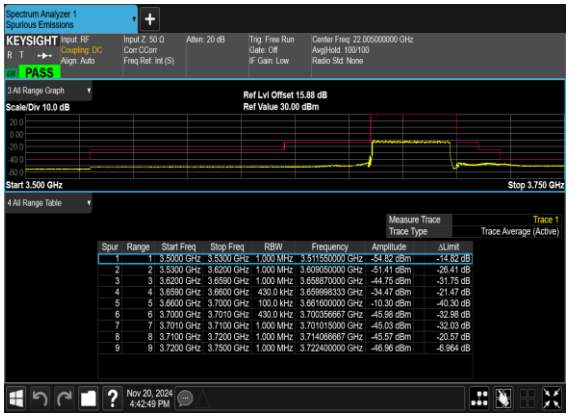

N48(40M)_DFT-s-OFDM_QPSK_Outer_Full_High_CH

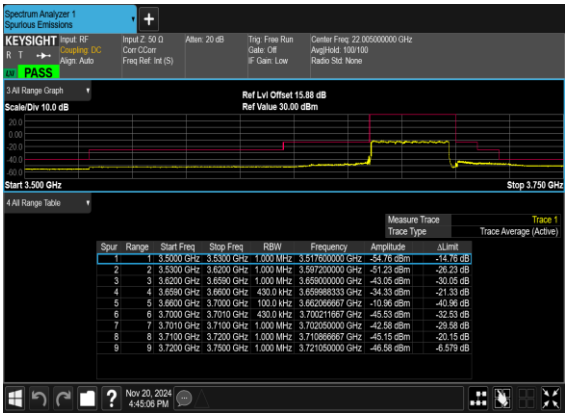

Appendix B. Test Results of Radiated Test

Radiated Spurious Emission

Test Engineer :	Smile Wang	Temperature :	23~25℃
		Relative Humidity :	41~42%

Note: Pre-scanned harmonic for the different antennas, we choose the worst antenna mode to perform final test and record in the report.

n48 SA / 40MHz / QPSK / ANT10								
Channel	Frequency (MHz)	EIRP (dBm)	Limit (dBm)	Over Limit (dB)	S.G. Power (dBm)	TX Cable loss (dB)	TX Antenna Gain (dBi)	Polarization (H/V)
Middle	7209	-61.84	-40	-21.84	-73.30	2.84	14.30	H
	10817	-59.85	-40	-19.85	-69.79	3.49	13.43	H
	14425	-59.52	-40	-19.52	-69.76	3.85	14.09	H
	7209	-62.57	-40	-22.57	-74.03	2.84	14.30	V
	10817	-60.44	-40	-20.44	-70.38	3.49	13.43	V
	14425	-59.26	-40	-19.26	-69.50	3.85	14.09	V

Remark: Spurious emissions within 30-1000MHz were found more than 20dB below limit line.

n48 SA / 40MHz / QPSK / ANT6 - Other PA								
Channel	Frequency (MHz)	EIRP (dBm)	Limit (dBm)	Over Limit (dB)	S.G. Power (dBm)	TX Cable loss (dB)	TX Antenna Gain (dBi)	Polarization (H/V)
Middle	7209	-62.82	-40	-22.82	-74.28	2.84	14.30	H
	10817	-60.22	-40	-20.22	-70.16	3.49	13.43	H
	14425	-59.52	-40	-19.52	-69.76	3.85	14.09	H
	7209	-62.71	-40	-22.71	-74.17	2.84	14.30	V
	10817	-60.05	-40	-20.05	-69.99	3.49	13.43	V
	14425	-59.57	-40	-19.57	-69.81	3.85	14.09	V

Remark: Spurious emissions within 30-1000MHz were found more than 20dB below limit line.