Mode	28	
	Harmonic	
	U-NII-7_6.525-6.875_802.11be EHT80_CH135_Full RU_6625MHz	
ANT	CDD 6+17	
Pol.	Horizontal	Vertical
Peak Avg	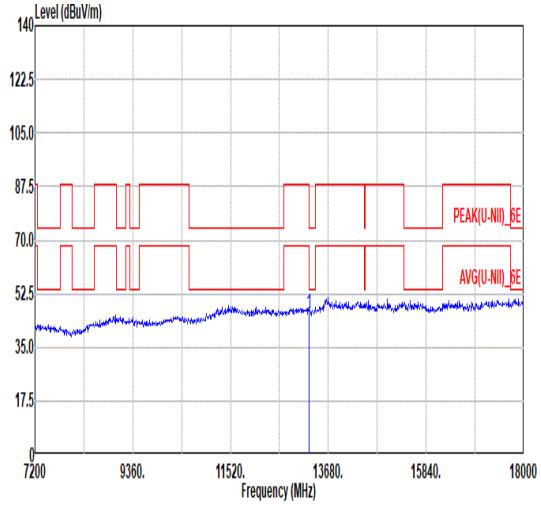 Freq Level Limit Line Margin Read Level Ant Factor Cable Loss Preamp Factor APos TPos Remark MHz dBuV/m dBuV/m dB dBuV dB/m dB dB cm deg 1 13250.00 45.97 74.00 -28.03 54.10 40.50 15.52 64.15 --- --- Peak	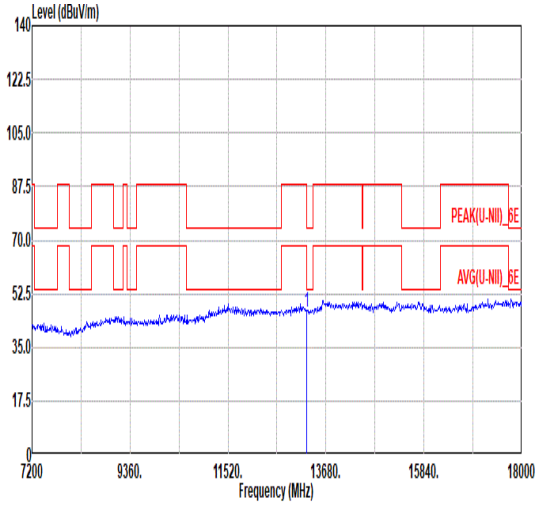 Freq Level Limit Line Margin Read Level Ant Factor Cable Loss Preamp Factor APos TPos Remark MHz dBuV/m dBuV/m dB dBuV dB/m dB dB cm deg 1 13250.00 46.52 74.00 -27.48 54.65 40.50 15.52 64.15 --- --- Peak

Mode	29	
	Harmonic	
	U-NII-7_6.525-6.875_802.11be EHT80_CH151_Full RU_6705MHz	
ANT	CDD 6+17	
Pol.	Horizontal	Vertical
Peak Avg	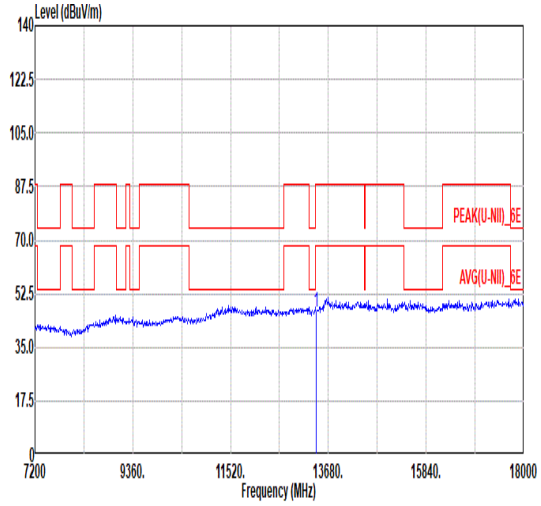 Freq Level Limit Line Margin Read Level Ant Factor Cable Loss Preamp Factor APos TPos Remark MHz dBuV/m dBuV/m dB dBuV dB/m dB dB cm deg 1 13410.00 46.48 88.20 -41.72 54.55 40.63 15.42 64.12 --- --- Peak	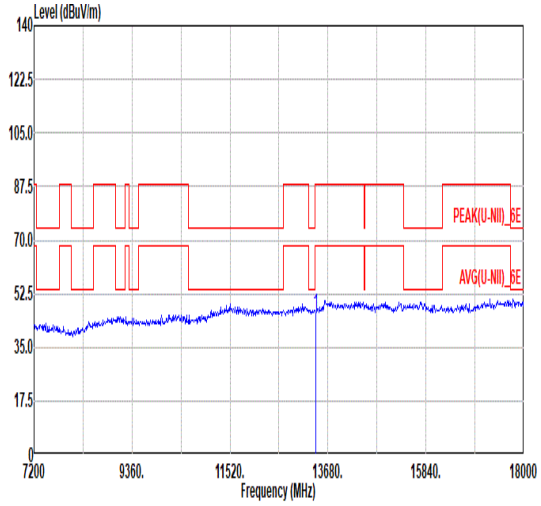 Freq Level Limit Line Margin Read Level Ant Factor Cable Loss Preamp Factor APos TPos Remark MHz dBuV/m dBuV/m dB dBuV dB/m dB dB cm deg 1 13410.00 46.20 88.20 -42.00 54.27 40.63 15.42 64.12 --- --- Peak

Mode	30	
	Harmonic	
	U-NII-7_6.525-6.875_802.11be EHT80_CH167_Full RU_6785MHz	
ANT	CDD 6+17	
Pol.	Horizontal	Vertical
Peak Avg	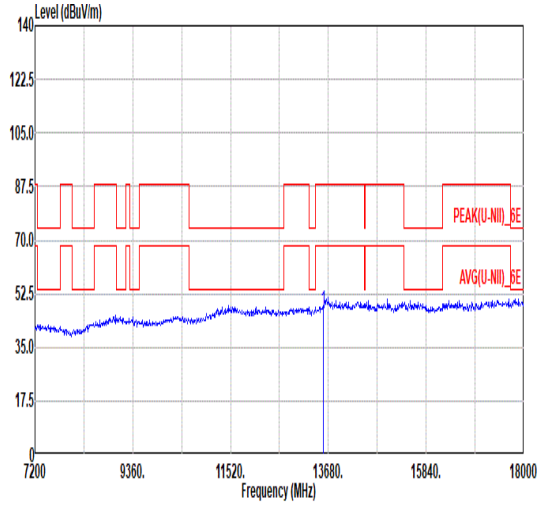 Freq Level Limit Line Margin Read Level Ant Factor Cable Loss Preamp Factor APos TPos Remark MHz dBuV/m dBuV/m dB dBuV dB/m dB dB cm deg 1 13570.00 47.07 88.20 -41.13 55.17 40.67 15.32 64.09 --- --- Peak	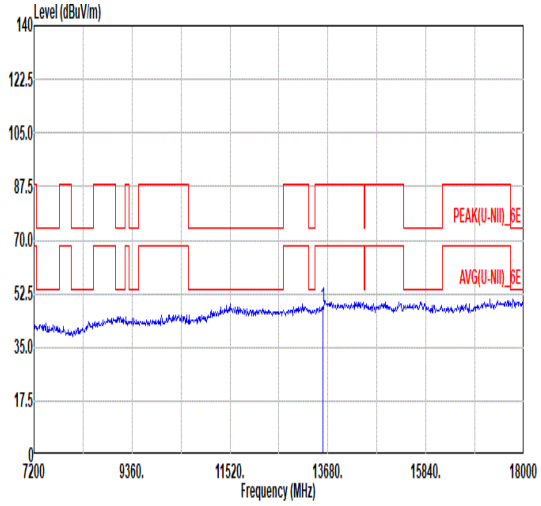 Freq Level Limit Line Margin Read Level Ant Factor Cable Loss Preamp Factor APos TPos Remark MHz dBuV/m dBuV/m dB dBuV dB/m dB dB cm deg 1 13570.00 47.92 88.20 -40.28 56.02 40.67 15.32 64.09 --- --- Peak

Mode	31	
	Harmonic	
	U-NII-8_6.875-7.125_802.11be EHT80_CH199_Full RU_6945MHz	
ANT	CDD 6+17	
Pol.	Horizontal	Vertical
Peak Avg	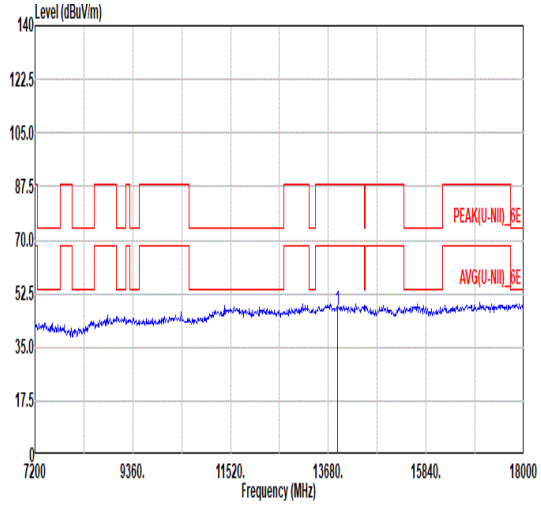 Freq Level Limit Line Margin Read Level Ant Factor Cable Loss Preamp Factor APos TPos Remark MHz dBuV/m dBuV/m dB dBuV dB/m dB dB cm deg 1 13890.00 47.03 88.20 -41.17 55.39 40.55 15.11 64.02 --- --- Peak	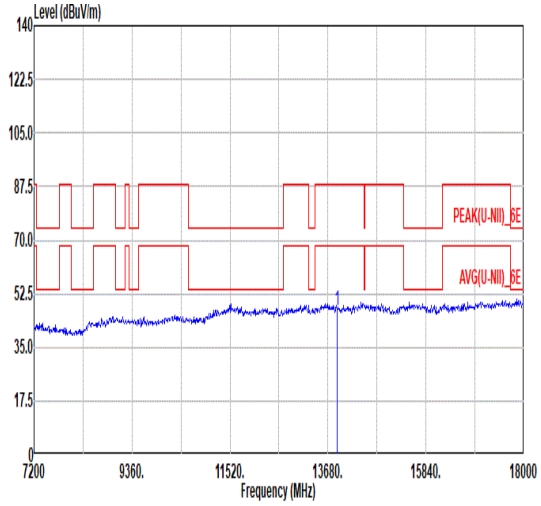 Freq Level Limit Line Margin Read Level Ant Factor Cable Loss Preamp Factor APos TPos Remark MHz dBuV/m dBuV/m dB dBuV dB/m dB dB cm deg 1 13890.00 46.95 88.20 -41.25 55.31 40.55 15.11 64.02 --- --- Peak

Mode	32	
	Band Edge	
	U-NII-8_6.875-7.125_802.11be EHT80_CH215_Full RU_7025MHz	
ANT	CDD 6+17	
Pol.	Horizontal	Fundamental
Peak	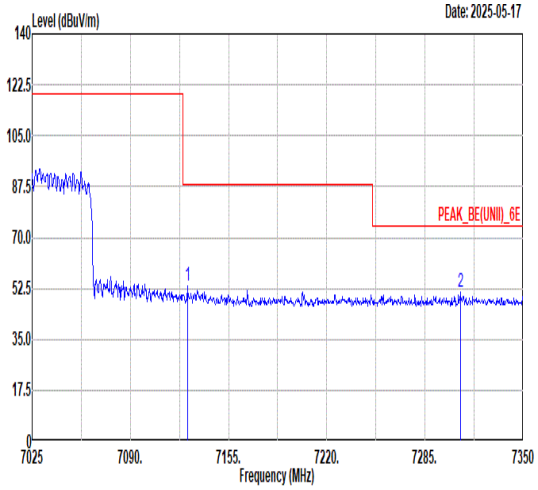 Freq Level Limit Line Margin Read Level Ant Factor Cable Loss Preamp Factor APos TPos Remark MHz dBuV/m dBuV/m dB dBuV dB/m dB dB cm deg 1 7127.70 53.48 88.20 -34.72 42.40 36.30 8.68 33.90 105 287 PEAK 2 7308.40 51.12 74.00 -22.88 39.95 36.30 8.92 34.05 105 287 PEAK	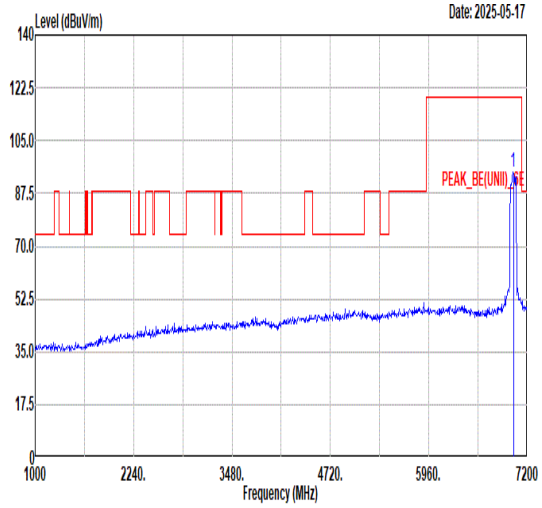 Freq Level Limit Line Margin Read Level Ant Factor Cable Loss Preamp Factor APos TPos Remark MHz dBuV/m dBuV/m dB dBuV dB/m dB dB cm deg 1 7025.00 94.69 ------ ------ 83.39 36.30 8.82 33.82 105 287 PEAK
Avg	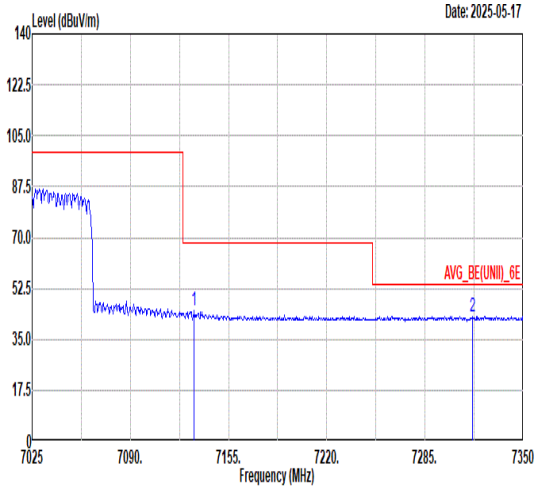 Freq Level Limit Line Margin Read Level Ant Factor Cable Loss Preamp Factor APos TPos Remark MHz dBuV/m dBuV/m dB dBuV dB/m dB dB cm deg 1 7132.25 44.81 68.20 -23.39 33.75 36.30 8.67 33.91 105 287 AVERAGE 2 7316.20 43.04 54.00 -10.96 31.85 36.30 8.95 34.06 105 287 AVERAGE	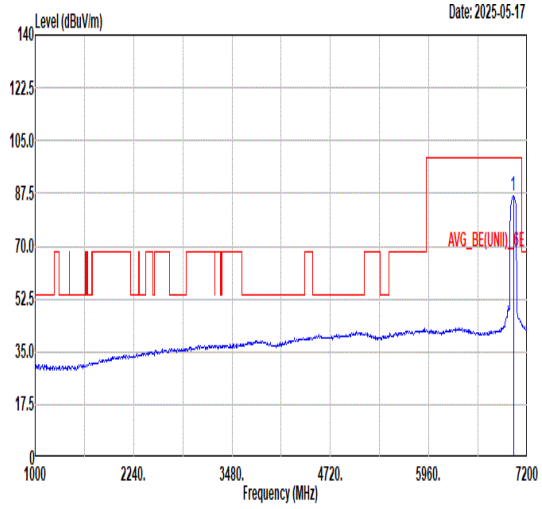 Freq Level Limit Line Margin Read Level Ant Factor Cable Loss Preamp Factor APos TPos Remark MHz dBuV/m dBuV/m dB dBuV dB/m dB dB cm deg 1 7025.00 86.73 ------ ------ 75.43 36.30 8.82 33.82 105 287 AVERAGE

Mode	32	
	Band Edge	
	U-NII-8_6.875-7.125_802.11be EHT80_CH215_Full RU_7025MHz	
ANT	CDD 6+17	
Pol.	Vertical	Fundamental
Peak	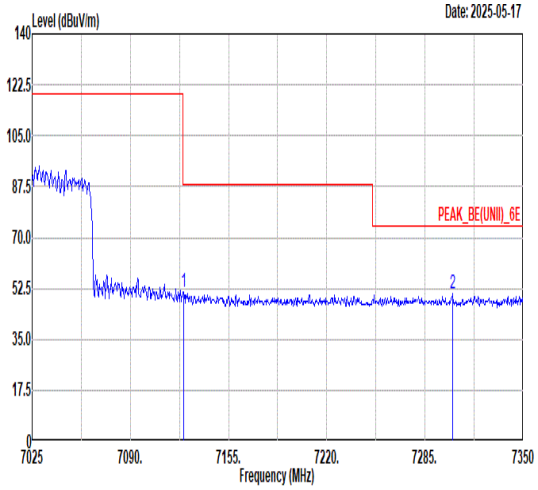 Freq Level Limit Line Margin Read Level Ant Factor Cable Loss Preamp Factor APos TPos Remark MHz dBuV/m dBuV/m dB dBuV dB/m dB dB cm deg 1 7125.10 51.03 88.20 -37.17 39.95 36.30 8.68 33.90 238 327 PEAK 2 7303.53 50.59 74.00 -23.41 39.43 36.30 8.91 34.05 238 327 PEAK	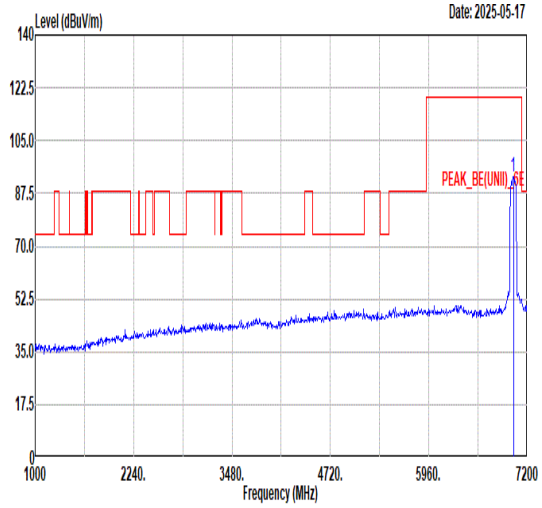 Freq Level Limit Line Margin Read Level Ant Factor Cable Loss Preamp Factor APos TPos Remark MHz dBuV/m dBuV/m dB dBuV dB/m dB dB cm deg 1 7025.00 93.03 ------ ------ 81.76 36.30 8.80 33.83 238 327 PEAK
Avg	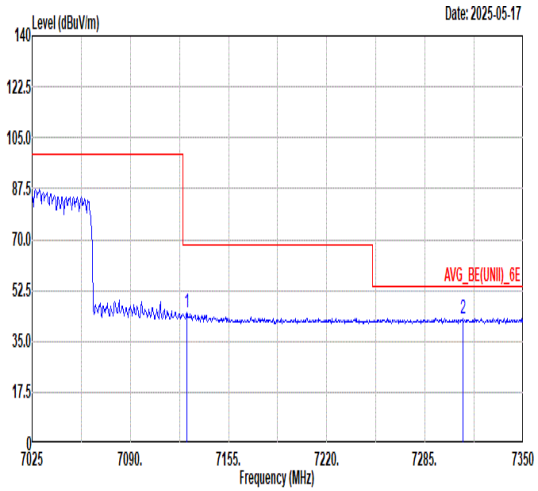 Freq Level Limit Line Margin Read Level Ant Factor Cable Loss Preamp Factor APos TPos Remark MHz dBuV/m dBuV/m dB dBuV dB/m dB dB cm deg 1 7127.38 44.80 68.20 -23.40 33.72 36.30 8.68 33.90 238 327 AVERAGE 2 7310.03 43.05 54.00 -10.95 31.87 36.30 8.93 34.05 238 327 AVERAGE	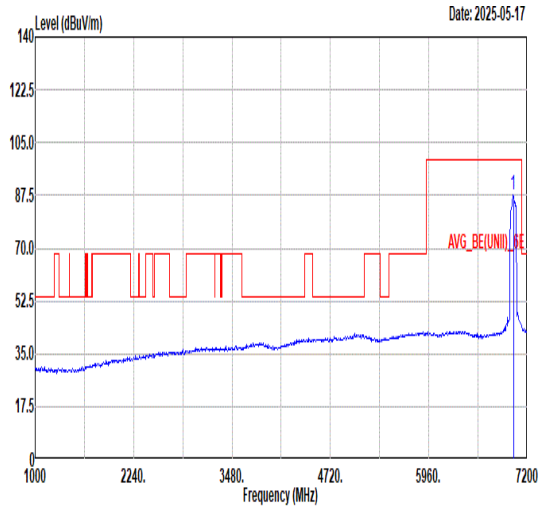 Freq Level Limit Line Margin Read Level Ant Factor Cable Loss Preamp Factor APos TPos Remark MHz dBuV/m dBuV/m dB dBuV dB/m dB dB cm deg 1 7025.00 87.81 ------ ------ 76.51 36.30 8.82 33.82 238 327 AVERAGE

Mode	32	
	Harmonic	
	U-NII-8_6.875-7.125_802.11be EHT80_CH215_Full RU_7025MHz	
ANT	CDD 6+17	
Pol.	Horizontal	Vertical
Peak Avg	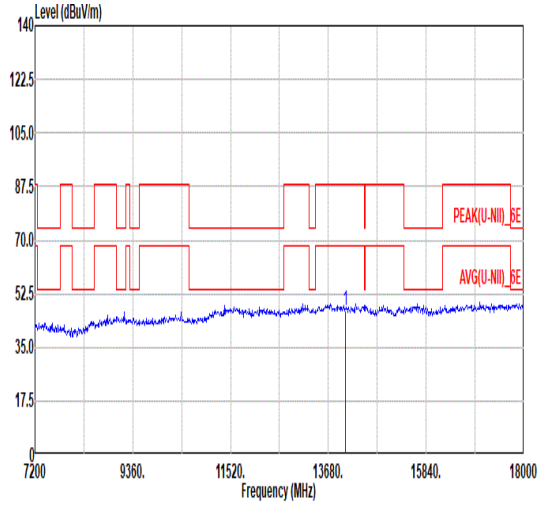 Freq Level Limit Line Margin Read Level Ant Factor Cable Loss Preamp Factor APos TPos Remark MHz dBuV/m dBuV/m dB dBuV dB/m dB dB cm deg 1 14050.00 46.91 88.20 -41.29 55.30 40.54 15.07 64.00 --- --- Peak	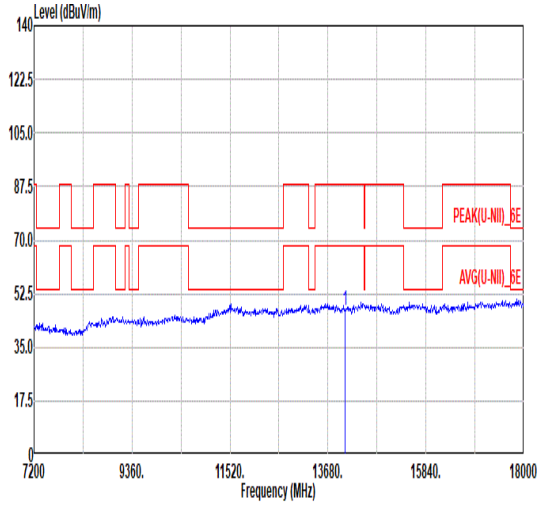 Freq Level Limit Line Margin Read Level Ant Factor Cable Loss Preamp Factor APos TPos Remark MHz dBuV/m dBuV/m dB dBuV dB/m dB dB cm deg 1 14050.00 47.12 88.20 -41.08 55.51 40.54 15.07 64.00 --- --- Peak

Mode	33	
	Band Edge	
	U-NII-5_5.925-6.425_802.11be EHT160_CH15_Full RU_6025MHz	
ANT	CDD 6+17	
Pol.	Horizontal	Fundamental
Peak	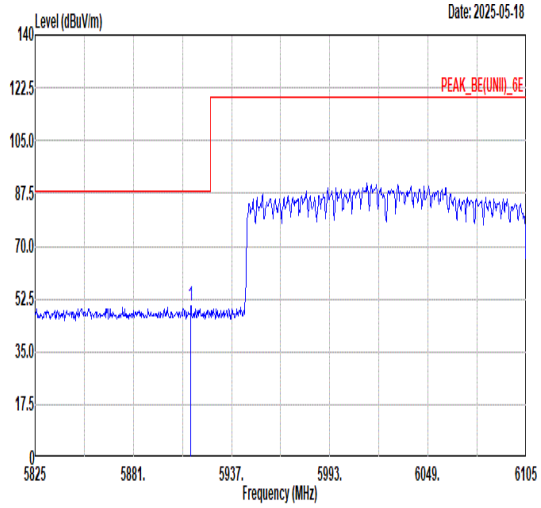 Freq Level Limit Line Margin Read Level Ant Factor Cable Loss Preamp Factor APos TPos Remark MHz dBuV/m dBuV/m dB dBuV dB/m dB dB cm deg 1 5913.76 50.28 88.20 -37.92 39.45 34.95 8.80 32.92 101 293 PEAK	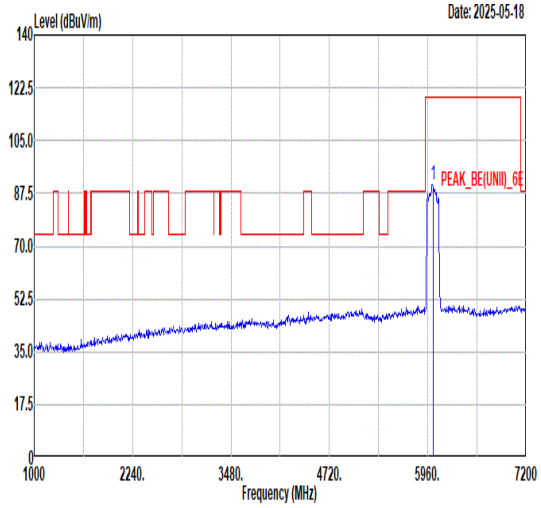 Freq Level Limit Line Margin Read Level Ant Factor Cable Loss Preamp Factor APos TPos Remark MHz dBuV/m dBuV/m dB dBuV dB/m dB dB cm deg 1 6025.00 90.57 ------ ------ 79.64 35.12 8.83 33.02 101 293 PEAK
Avg	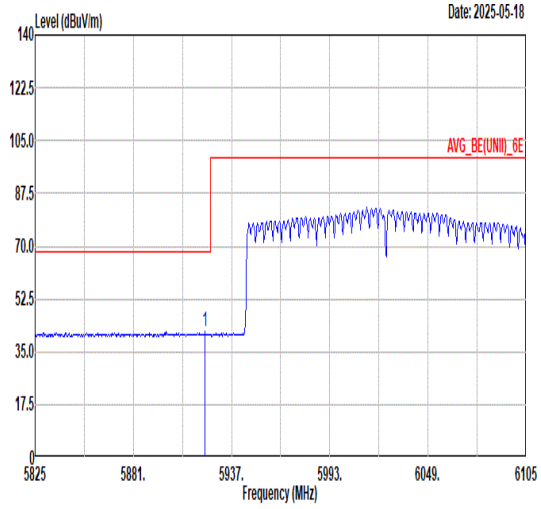 Freq Level Limit Line Margin Read Level Ant Factor Cable Loss Preamp Factor APos TPos Remark MHz dBuV/m dBuV/m dB dBuV dB/m dB dB cm deg 1 5921.88 41.52 68.20 -26.68 30.70 34.96 8.79 32.93 101 293 AVERAGE	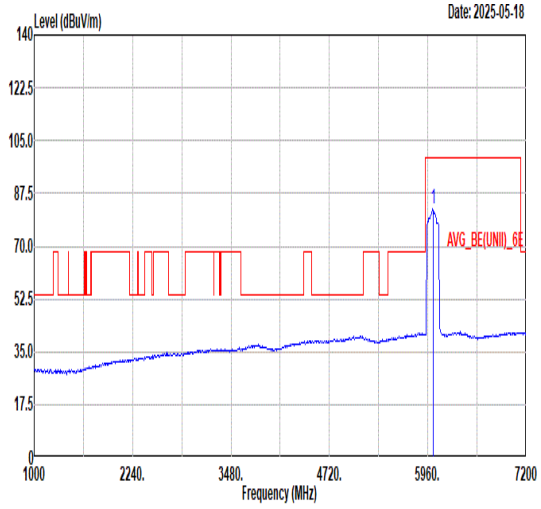 Freq Level Limit Line Margin Read Level Ant Factor Cable Loss Preamp Factor APos TPos Remark MHz dBuV/m dBuV/m dB dBuV dB/m dB dB cm deg 1 6025.00 82.26 ------ ------ 71.33 35.12 8.83 33.02 101 293 AVERAGE

Mode	33	
	Band Edge	
	U-NII-5_5.925-6.425_802.11be EHT160_CH15_Full RU_6025MHz	
ANT	CDD 6+17	
Pol.	Vertical	Fundamental
Peak	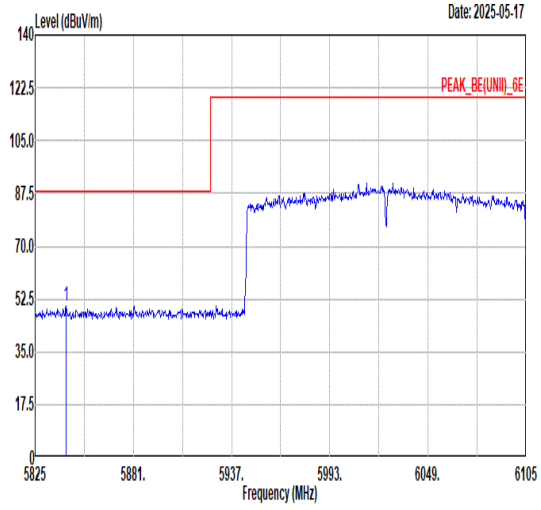 Freq Level Limit Line Margin Read Level Ant Factor Cable Loss Preamp Factor APos TPos Remark MHz dBuV/m dBuV/m dB dBuV dB/m dB dB cm deg 1 5842.64 50.16 88.20 -38.04 39.32 34.82 8.89 32.87 148 193 PEAK	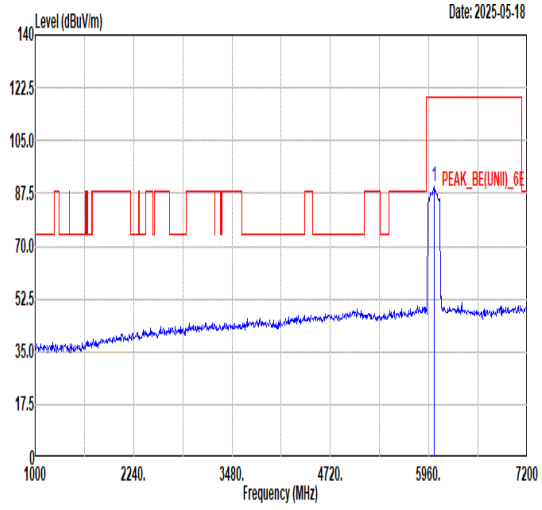 Freq Level Limit Line Margin Read Level Ant Factor Cable Loss Preamp Factor APos TPos Remark MHz dBuV/m dBuV/m dB dBuV dB/m dB dB cm deg 1 6025.00 89.86 ------ ------ 78.90 35.13 8.86 33.03 148 193 PEAK
Avg	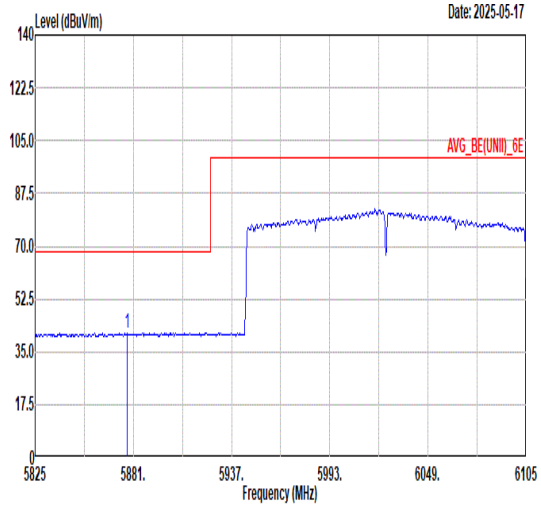 Freq Level Limit Line Margin Read Level Ant Factor Cable Loss Preamp Factor APos TPos Remark MHz dBuV/m dBuV/m dB dBuV dB/m dB dB cm deg 1 5877.64 41.29 68.20 -26.91 30.47 34.88 8.84 32.90 148 193 AVERAGE	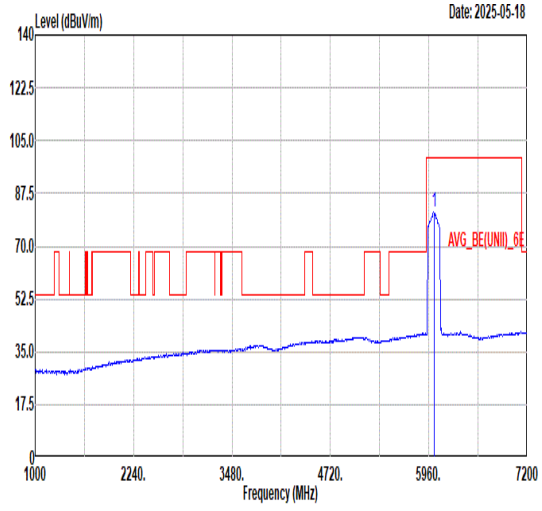 Freq Level Limit Line Margin Read Level Ant Factor Cable Loss Preamp Factor APos TPos Remark MHz dBuV/m dBuV/m dB dBuV dB/m dB dB cm deg 1 6025.00 81.41 ------ ------ 70.49 35.12 8.81 33.01 148 193 AVERAGE

Mode	33	
	Harmonic	
	U-NII-5_5.925-6.425_802.11be EHT160_CH15_Full RU_6025MHz	
ANT	CDD 6+17	
Pol.	Horizontal	Vertical
Peak Avg	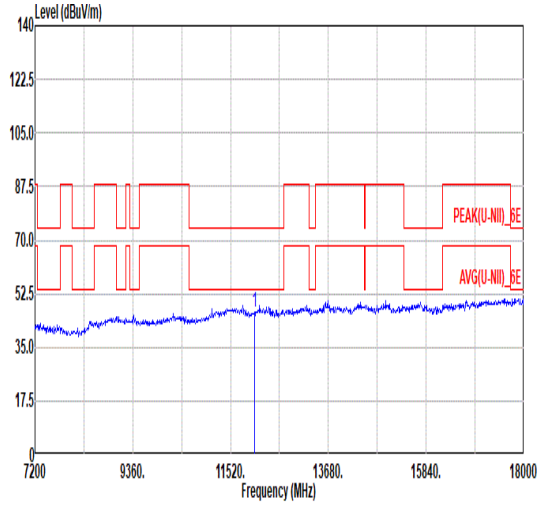 Freq Level Limit Line Margin Read Level Ant Factor Cable Loss Preamp Factor APos TPos Remark MHz dBuV/m dBuV/m dB dBuV dB/m dB dB cm deg 1 12050.00 46.28 74.00 -27.72 57.31 39.42 13.75 64.20 --- --- Peak	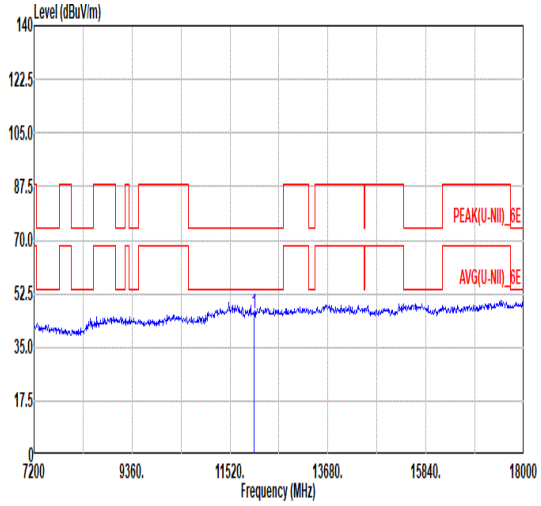 Freq Level Limit Line Margin Read Level Ant Factor Cable Loss Preamp Factor APos TPos Remark MHz dBuV/m dBuV/m dB dBuV dB/m dB dB cm deg 1 12050.00 45.75 74.00 -28.25 56.78 39.42 13.75 64.20 --- --- Peak

Mode	34	
	Harmonic	
	U-NII-5_5.925-6.425_802.11be EHT160_CH47_Full RU_6185MHz	
ANT	CDD 6+17	
Pol.	Horizontal	Vertical
Peak Avg	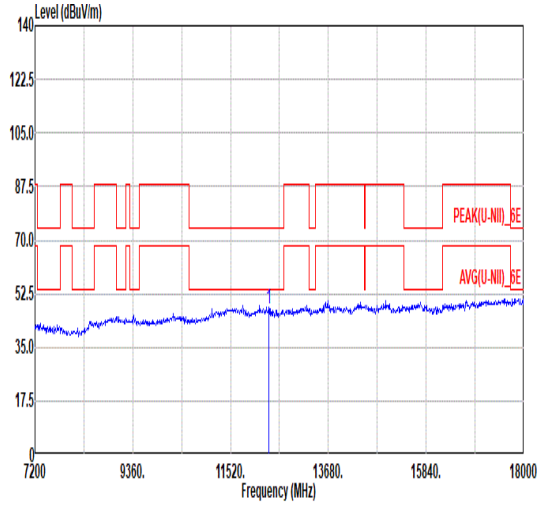 Freq Level Limit Line Margin Read Level Ant Factor Cable Loss Preamp Factor APos TPos Remark MHz dBuV/m dBuV/m dB dBuV dB/m dB dB cm deg 1 12370.00 47.57 74.00 -26.43 57.18 40.20 14.39 64.20 --- --- Peak	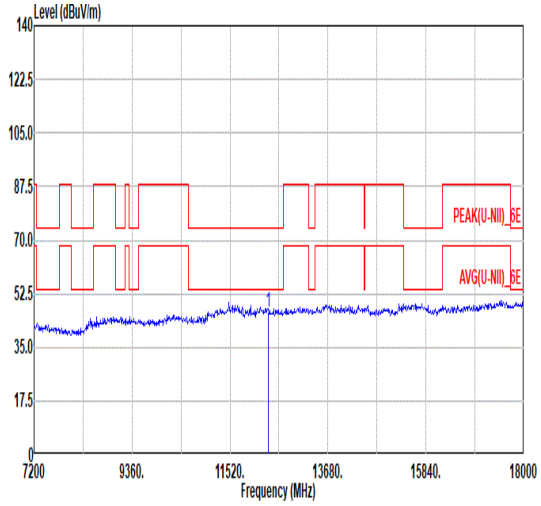 Freq Level Limit Line Margin Read Level Ant Factor Cable Loss Preamp Factor APos TPos Remark MHz dBuV/m dBuV/m dB dBuV dB/m dB dB cm deg 1 12370.00 46.30 74.00 -27.70 55.91 40.20 14.39 64.20 --- --- Peak

Mode	35	
	Harmonic	
	U-NII-5_5.925-6.425_802.11be EHT160_CH79_Full RU_6345MHz	
ANT	CDD 6+17	
Pol.	Horizontal	Vertical
Peak Avg	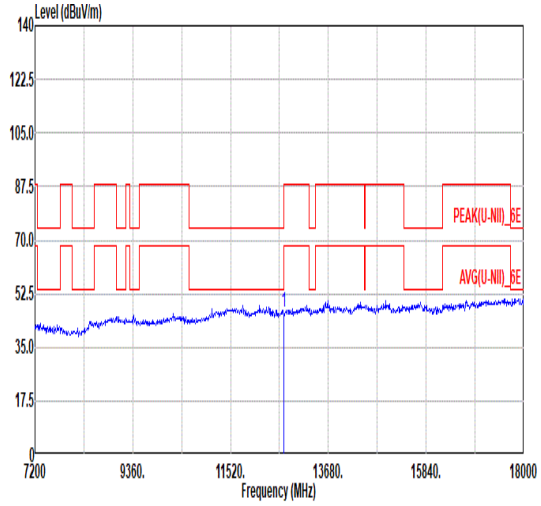 Freq Level Limit Line Margin Read Level Ant Factor Cable Loss Preamp Factor APos TPos Remark MHz dBuV/m dBuV/m dB dBuV dB/m dB dB cm deg 1 12690.00 46.74 74.00 -27.26 55.49 40.42 15.03 64.20 --- --- Peak	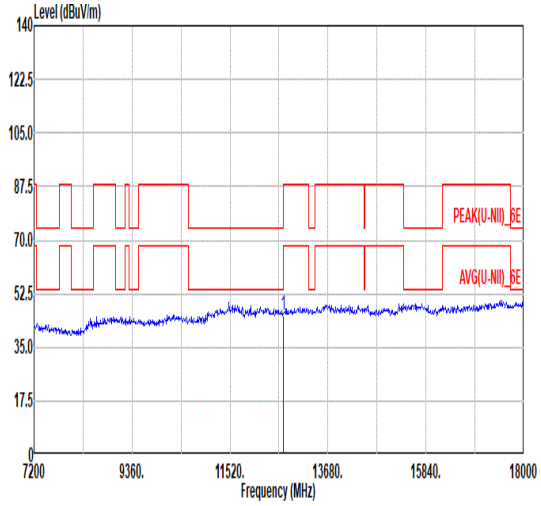 Freq Level Limit Line Margin Read Level Ant Factor Cable Loss Preamp Factor APos TPos Remark MHz dBuV/m dBuV/m dB dBuV dB/m dB dB cm deg 1 12690.00 45.60 74.00 -28.40 54.35 40.42 15.03 64.20 --- --- Peak

Mode	36	
	Harmonic	
	U-NII-7_6.525-6.875_802.11be EHT160_CH143_Full RU_6665MHz	
ANT	CDD 6+17	
Pol.	Horizontal	Vertical
Peak Avg	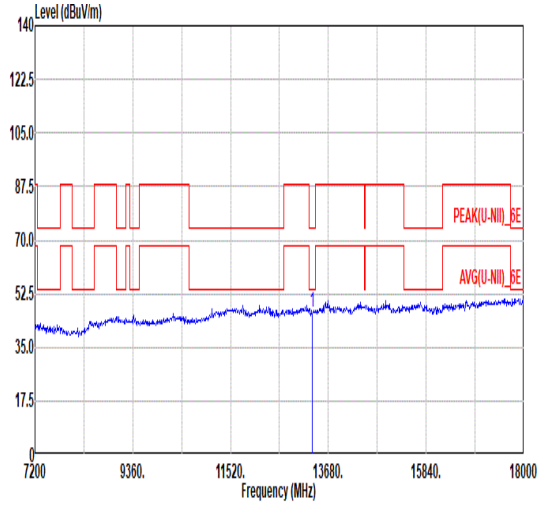 Freq Level Limit Line Margin Read Level Ant Factor Cable Loss Preamp Factor APos TPos Remark MHz dBuV/m dBuV/m dB dBuV dB/m dB dB cm deg 1 13330.00 46.25 74.00 -27.75 54.34 40.57 15.47 64.13 --- --- Peak	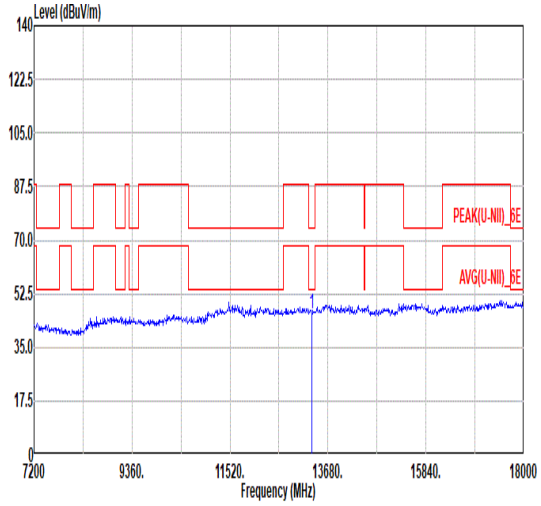 Freq Level Limit Line Margin Read Level Ant Factor Cable Loss Preamp Factor APos TPos Remark MHz dBuV/m dBuV/m dB dBuV dB/m dB dB cm deg 1 13330.00 46.20 74.00 -27.80 54.29 40.57 15.47 64.13 --- --- Peak

Mode	37	
	Band Edge	
	U-NII-8_6.875-7.125_802.11be EHT160_CH207_Full RU_6985MHz	
ANT	CDD 6+17	
Pol.	Horizontal	Fundamental
Peak	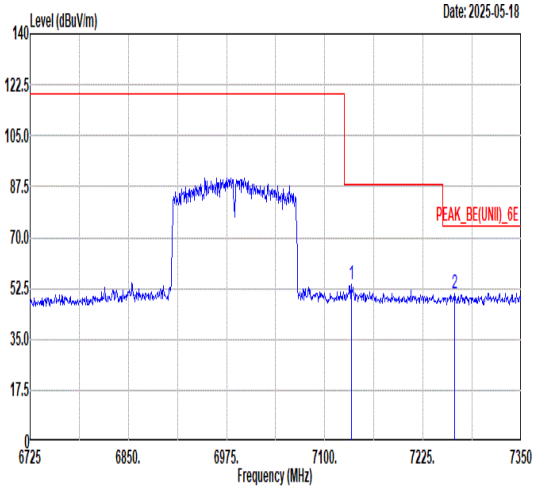 Freq Level Limit Line Margin Read Level Ant Factor Cable Loss Preamp Factor APos TPos Remark MHz dBuV/m dBuV/m dB dBuV dB/m dB dB cm deg 1 7133.75 54.02 88.20 -34.18 42.96 36.30 8.67 33.91 102 288 PEAK 2 7265.63 50.84 74.00 -23.16 39.77 36.30 8.79 34.02 102 288 PEAK	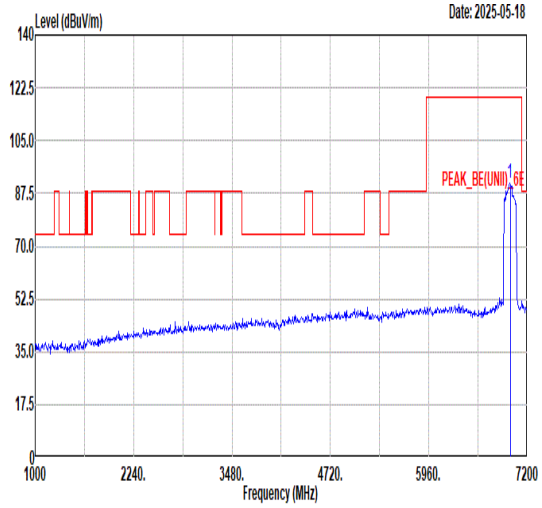 Freq Level Limit Line Margin Read Level Ant Factor Cable Loss Preamp Factor APos TPos Remark MHz dBuV/m dBuV/m dB dBuV dB/m dB dB cm deg 1 6985.00 90.81 ------ ------ 79.50 36.27 8.84 33.80 102 288 PEAK
Avg	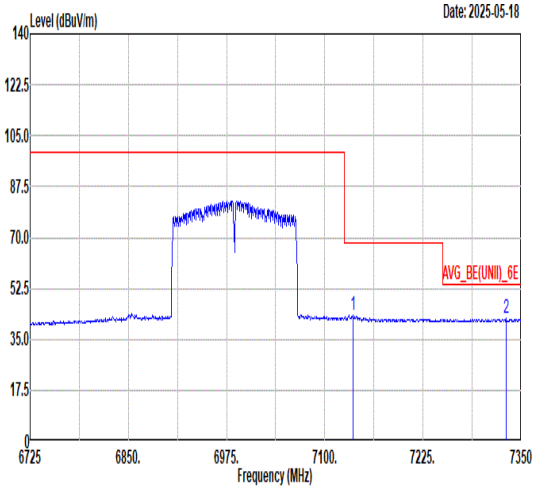 Freq Level Limit Line Margin Read Level Ant Factor Cable Loss Preamp Factor APos TPos Remark MHz dBuV/m dBuV/m dB dBuV dB/m dB dB cm deg 1 7135.63 43.26 68.20 -24.94 32.20 36.30 8.67 33.91 102 288 AVERAGE 2 7330.63 42.21 54.00 -11.79 30.99 36.30 8.99 34.07 102 288 AVERAGE	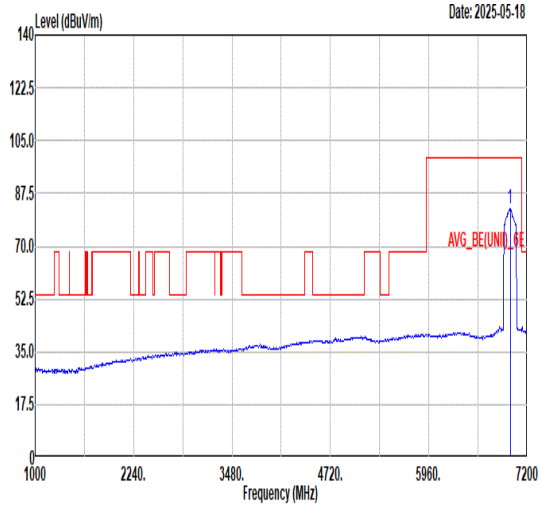 Freq Level Limit Line Margin Read Level Ant Factor Cable Loss Preamp Factor APos TPos Remark MHz dBuV/m dBuV/m dB dBuV dB/m dB dB cm deg 1 6985.00 82.35 ------ ------ 71.04 36.27 8.84 33.80 102 288 AVERAGE

Mode	37	
	Band Edge	
	U-NII-8_6.875-7.125_802.11be EHT160_CH207_Full RU_6985MHz	
ANT	CDD 6+17	
Pol.	Vertical	Fundamental
Peak	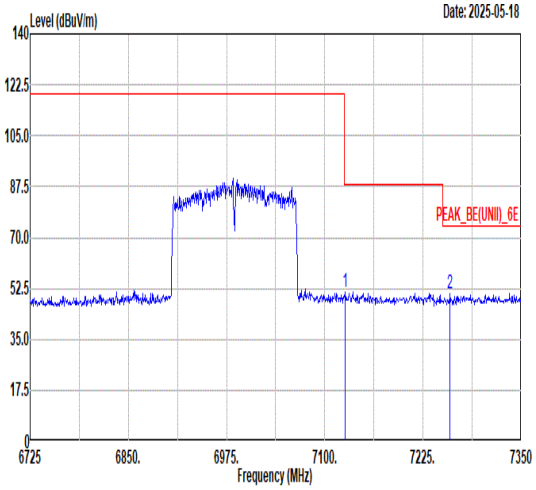 Freq Level Limit Line Margin Read Level Ant Factor Cable Loss Preamp Factor APos TPos Remark MHz dBuV/m dBuV/m dB dBuV dB/m dB dB cm deg 1 7126.25 51.20 88.20 -37.00 40.12 36.30 8.68 33.90 217 331 PEAK 2 7259.38 50.95 74.00 -23.05 39.89 36.30 8.77 34.01 217 331 PEAK	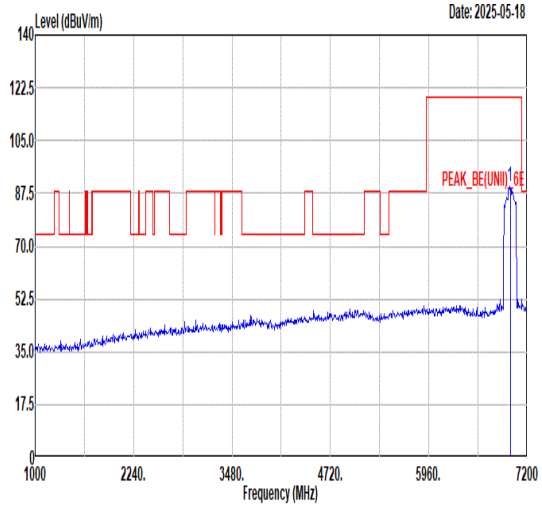 Freq Level Limit Line Margin Read Level Ant Factor Cable Loss Preamp Factor APos TPos Remark MHz dBuV/m dBuV/m dB dBuV dB/m dB dB cm deg 1 6985.00 89.72 ------ ------ 78.41 36.27 8.84 33.80 217 331 PEAK
Avg	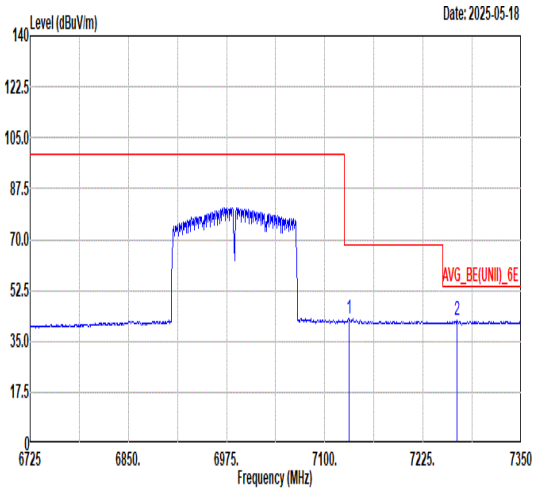 Freq Level Limit Line Margin Read Level Ant Factor Cable Loss Preamp Factor APos TPos Remark MHz dBuV/m dBuV/m dB dBuV dB/m dB dB cm deg 1 7131.25 42.76 68.20 -25.44 31.70 36.30 8.67 33.91 217 331 AVERAGE 2 7268.13 42.11 54.00 -11.89 31.04 36.30 8.79 34.02 217 331 AVERAGE	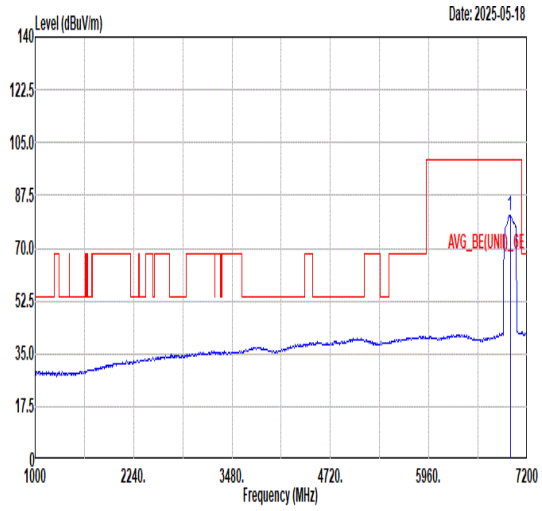 Freq Level Limit Line Margin Read Level Ant Factor Cable Loss Preamp Factor APos TPos Remark MHz dBuV/m dBuV/m dB dBuV dB/m dB dB cm deg 1 6985.00 80.87 ------ ------ 69.55 36.28 8.84 33.80 217 331 AVERAGE

Mode	37	
	Harmonic	
	U-NII-8_6.875-7.125_802.11be EHT160_CH207_Full RU_6985MHz	
ANT	CDD 6+17	
Pol.	Horizontal	Vertical
Peak Avg	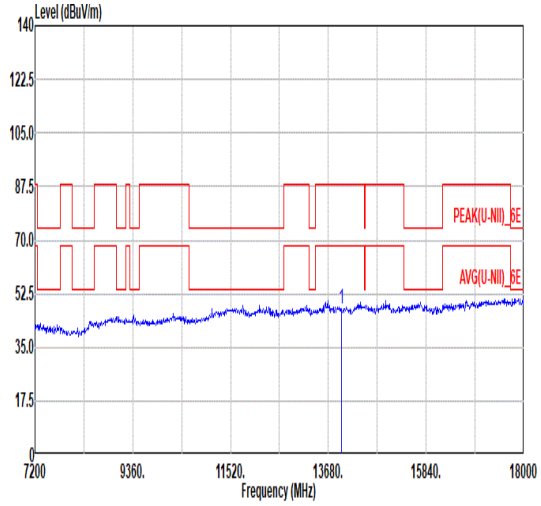 Freq Level Limit Line Margin Read Level Ant Factor Cable Loss Preamp Factor APos TPos Remark MHz dBuV/m dBuV/m dB dBuV dB/m dB dB cm deg 1 13970.00 47.32 88.20 -40.88 55.76 40.51 15.06 64.01 --- --- Peak	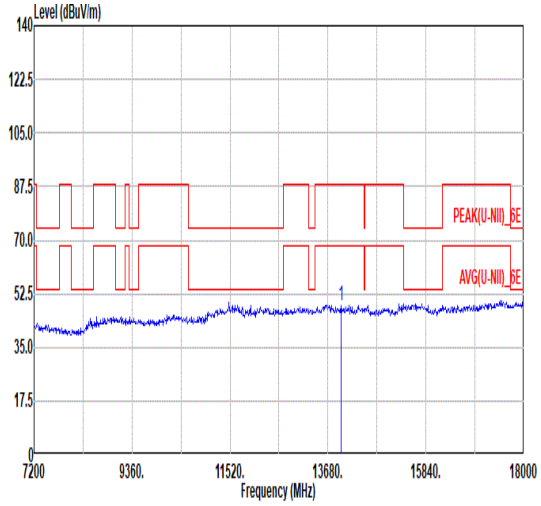 Freq Level Limit Line Margin Read Level Ant Factor Cable Loss Preamp Factor APos TPos Remark MHz dBuV/m dBuV/m dB dBuV dB/m dB dB cm deg 1 13970.00 48.58 88.20 -39.62 57.02 40.51 15.06 64.01 --- --- Peak

Mode	38	
	Band Edge	
	U-NII-5_5.925-6.425_802.11be EHT320_CH31_Full RU_6105MHz	
ANT	CDD 6+17	
Pol.	Horizontal	Fundamental
Peak	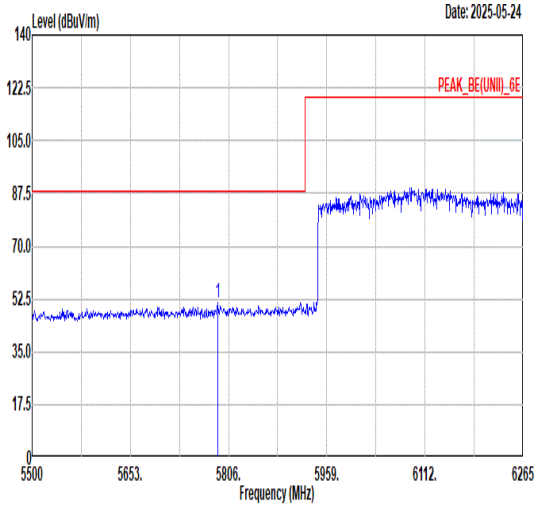 Freq Level Limit Line Margin Read Level Ant Factor Cable Loss Preamp Factor APos TPos Remark MHz dBuV/m dBuV/m dB dBuV dB/m dB dB cm deg 1 5789.17 51.27 88.20 -36.93 40.47 34.72 8.91 32.83 100 298 PEAK	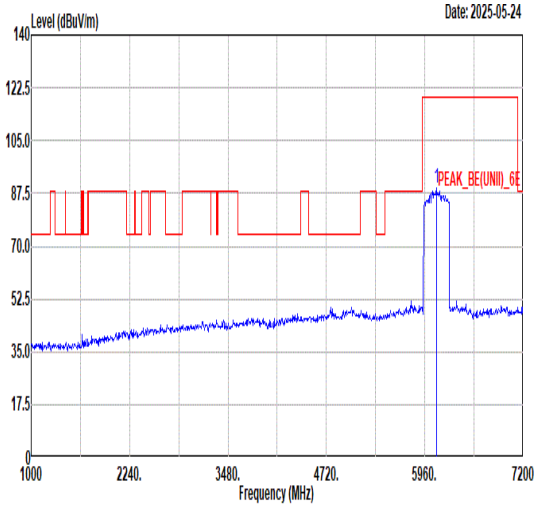 Freq Level Limit Line Margin Read Level Ant Factor Cable Loss Preamp Factor APos TPos Remark MHz dBuV/m dBuV/m dB dBuV dB/m dB dB cm deg 1 6105.00 89.11 ------ ------ 77.88 35.21 9.18 33.16 100 298 PEAK
Avg	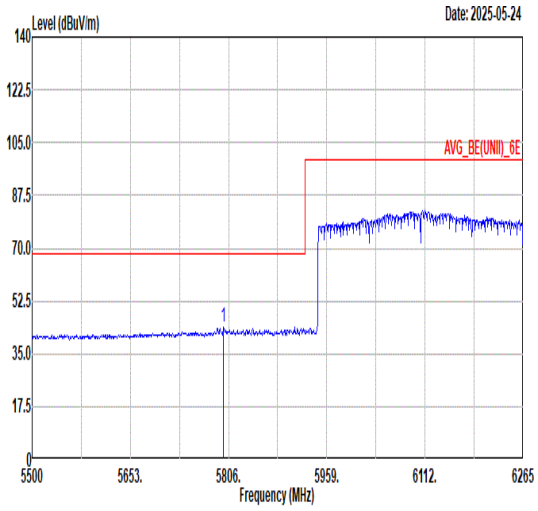 Freq Level Limit Line Margin Read Level Ant Factor Cable Loss Preamp Factor APos TPos Remark MHz dBuV/m dBuV/m dB dBuV dB/m dB dB cm deg 1 5798.35 43.87 68.20 -24.33 33.03 34.74 8.94 32.84 100 298 AVERAGE	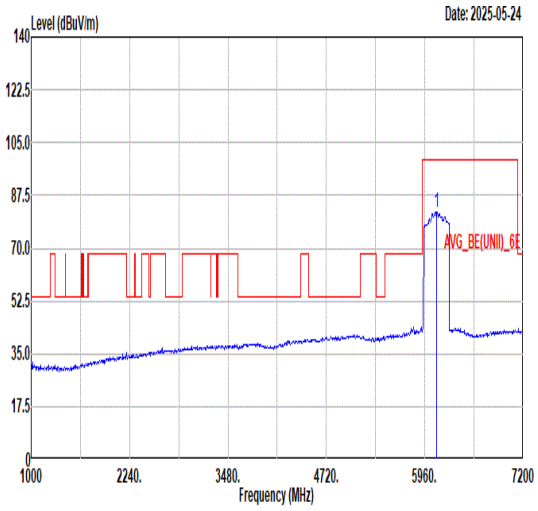 Freq Level Limit Line Margin Read Level Ant Factor Cable Loss Preamp Factor APos TPos Remark MHz dBuV/m dBuV/m dB dBuV dB/m dB dB cm deg 1 6105.00 82.15 ------ ------ 70.92 35.21 9.18 33.16 100 298 AVERAGE

Mode	38	
	Band Edge	
	U-NII-5_5.925-6.425_802.11be EHT320_CH31_Full RU_6105MHz	
ANT	CDD 6+17	
Pol.	Vertical	Fundamental
Peak	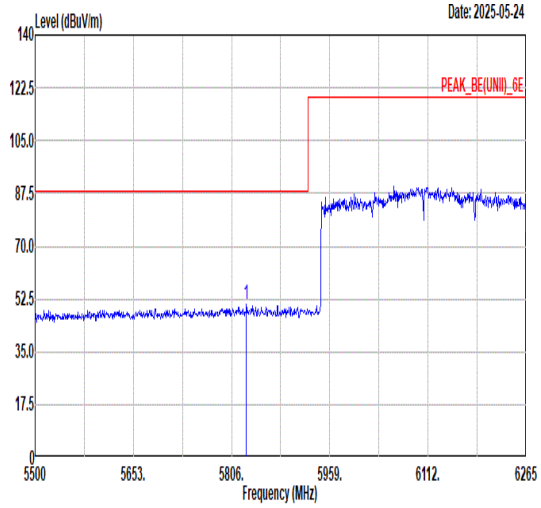 Freq Level Limit Line Margin Read Level Ant Factor Cable Loss Preamp Factor APos TPos Remark MHz dBuV/m dBuV/m dB dBuV dB/m dB dB cm deg 1 5828.95 50.64 88.20 -37.56 39.81 34.79 8.90 32.86 281 289 PEAK	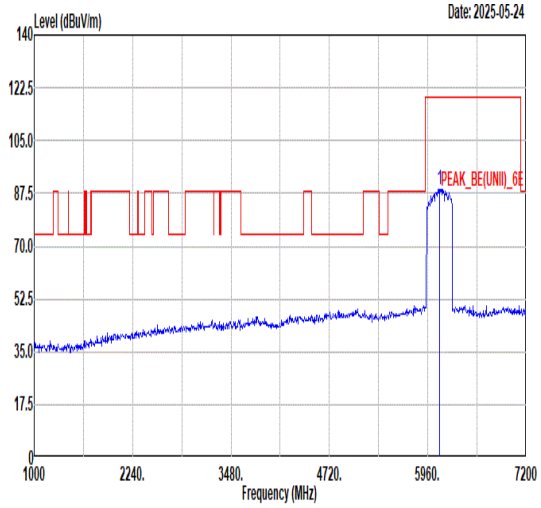 Freq Level Limit Line Margin Read Level Ant Factor Cable Loss Preamp Factor APos TPos Remark MHz dBuV/m dBuV/m dB dBuV dB/m dB dB cm deg 1 6105.00 88.96 ------ ------ 77.66 35.23 9.26 33.19 281 289 PEAK
Avg	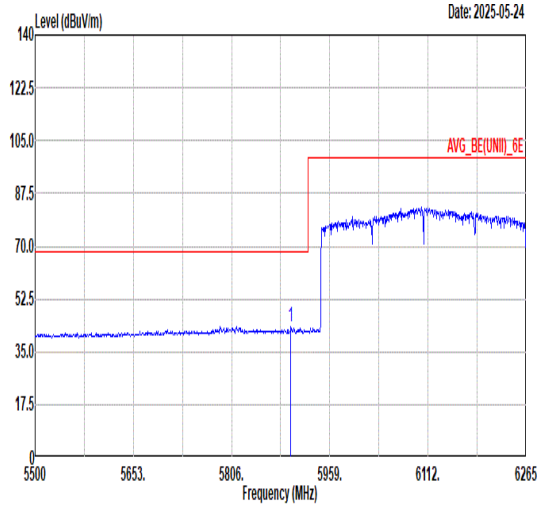 Freq Level Limit Line Margin Read Level Ant Factor Cable Loss Preamp Factor APos TPos Remark MHz dBuV/m dBuV/m dB dBuV dB/m dB dB cm deg 1 5898.57 43.36 68.20 -24.84 32.53 34.92 8.82 32.91 281 289 AVERAGE	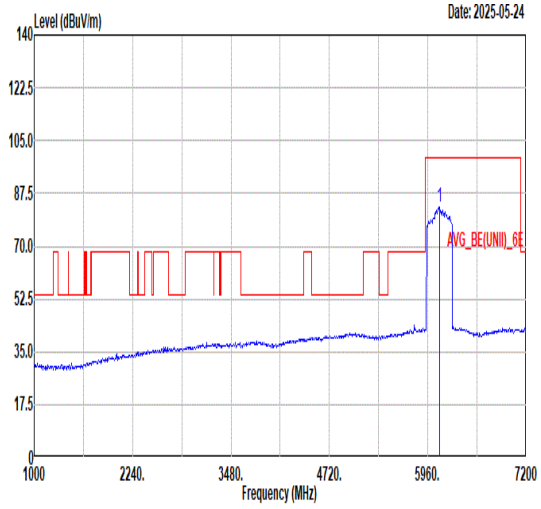 Freq Level Limit Line Margin Read Level Ant Factor Cable Loss Preamp Factor APos TPos Remark MHz dBuV/m dBuV/m dB dBuV dB/m dB dB cm deg 1 6105.00 83.11 ------ ------ 71.88 35.21 9.18 33.16 281 289 AVERAGE

Mode	38	
	Harmonic	
	U-NII-5_5.925-6.425_802.11be EHT320_CH31_Full RU_6105MHz	
ANT	CDD 6+17	
Pol.	Horizontal	Vertical
Peak Avg	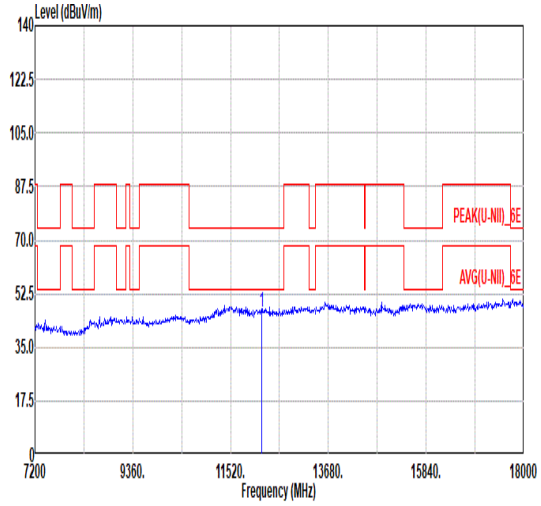 Freq Level Limit Line Margin Read Level Ant Factor Cable Loss Preamp Factor APos TPos Remark MHz dBuV/m dBuV/m dB dBuV dB/m dB dB cm deg 1 12210.00 46.50 74.00 -27.50 56.82 39.81 14.07 64.20 --- --- Peak	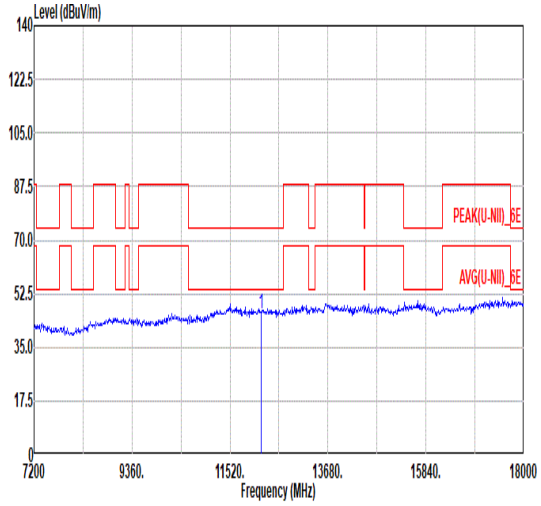 Freq Level Limit Line Margin Read Level Ant Factor Cable Loss Preamp Factor APos TPos Remark MHz dBuV/m dBuV/m dB dBuV dB/m dB dB cm deg 1 12210.00 46.15 74.00 -27.85 56.47 39.81 14.07 64.20 --- --- Peak

Mode	39	
	Harmonic	
	U-NII-5_5.925-6.425_802.11be EHT320_CH63_Full RU_6265MHz	
ANT	CDD 6+17	
Pol.	Horizontal	Vertical
Peak Avg	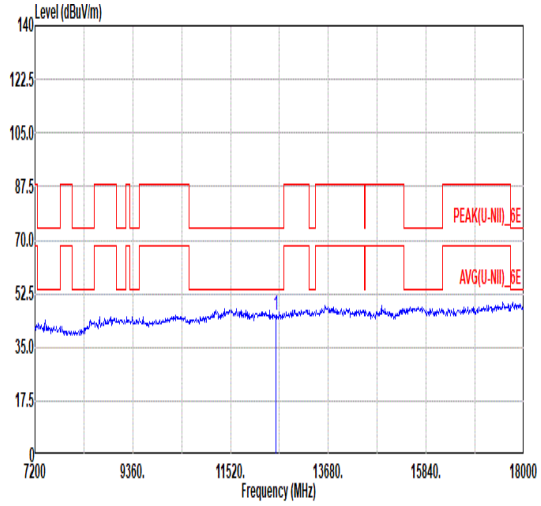 Freq Level Limit Line Margin Read Level Ant Factor Cable Loss Preamp Factor APos TPos Remark MHz dBuV/m dBuV/m dB dBuV dB/m dB dB cm deg 1 12530.00 45.20 74.00 -28.80 54.20 40.49 14.71 64.20 --- --- Peak	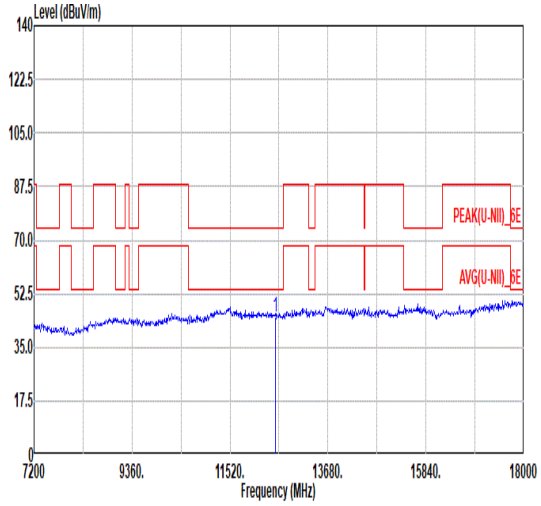 Freq Level Limit Line Margin Read Level Ant Factor Cable Loss Preamp Factor APos TPos Remark MHz dBuV/m dBuV/m dB dBuV dB/m dB dB cm deg 1 12530.00 45.14 74.00 -28.86 54.14 40.49 14.71 64.20 --- --- Peak

Mode	40	
	Harmonic	
	U-NII-7_6.525-6.875_802.11be EHT20_CH185_Full RU_6875MHz	
ANT	CDD 6+17	
Pol.	Horizontal	Vertical
Peak Avg	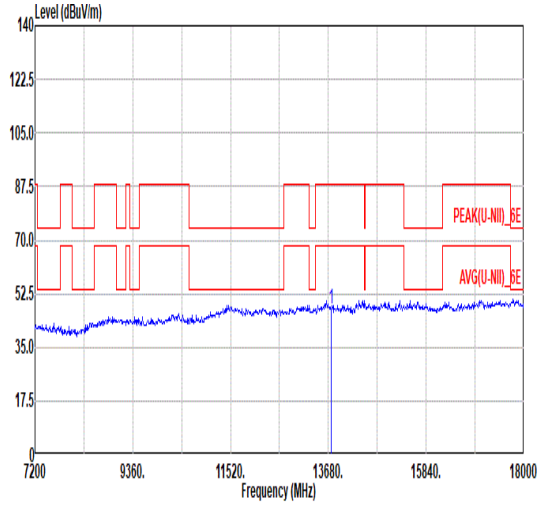 Freq Level Limit Line Margin Read Level Ant Factor Cable Loss Preamp Factor APos TPos Remark MHz dBuV/m dBuV/m dB dBuV dB/m dB dB cm deg 1 13750.00 47.42 88.20 -40.78 55.67 40.60 15.20 64.05 --- --- Peak	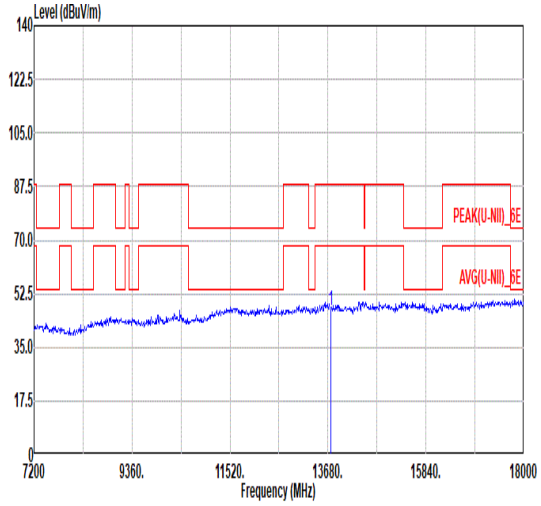 Freq Level Limit Line Margin Read Level Ant Factor Cable Loss Preamp Factor APos TPos Remark MHz dBuV/m dBuV/m dB dBuV dB/m dB dB cm deg 1 13750.00 47.18 88.20 -41.02 55.43 40.60 15.20 64.05 --- --- Peak

Mode	41	
	Harmonic	
	U-NII-7_6.525-6.875_802.11be EHT40_CH187_Full RU_6885MHz	
ANT	CDD 6+17	
Pol.	Horizontal	Vertical
Peak Avg	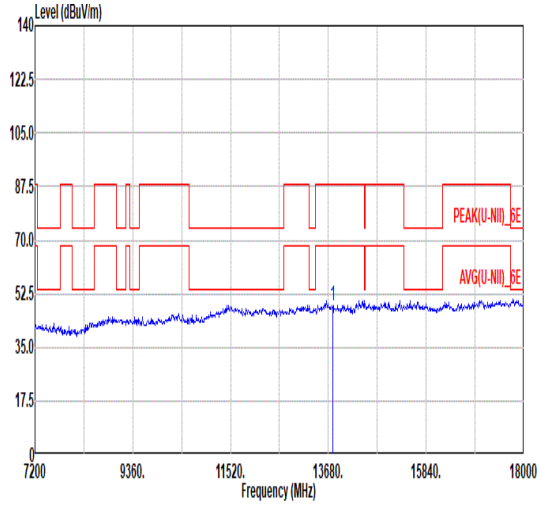 Freq Level Limit Line Margin Read Level Ant Factor Cable Loss Preamp Factor APos TPos Remark MHz dBuV/m dBuV/m dB dBuV dB/m dB dB cm deg 1 13770.00 48.36 88.20 -39.84 56.63 40.59 15.19 64.05 --- --- Peak	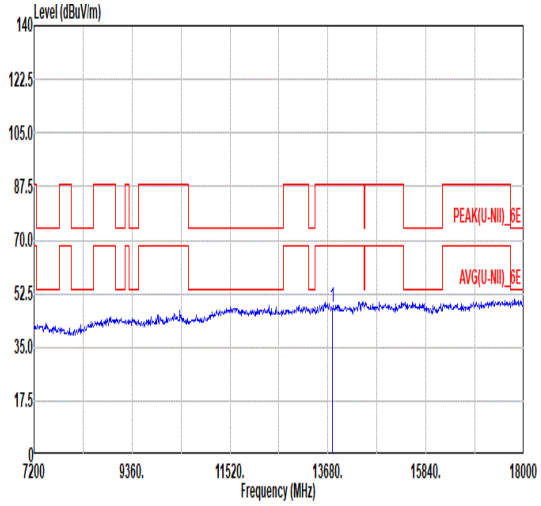 Freq Level Limit Line Margin Read Level Ant Factor Cable Loss Preamp Factor APos TPos Remark MHz dBuV/m dBuV/m dB dBuV dB/m dB dB cm deg 1 13770.00 48.19 88.20 -40.01 56.46 40.59 15.19 64.05 --- --- Peak

Mode	42	
	Harmonic	
	U-NII-7_6.525-6.875_802.11be EHT80_CH183_Full RU_6865MHz	
ANT	CDD 6+17	
Pol.	Horizontal	Vertical
Peak Avg	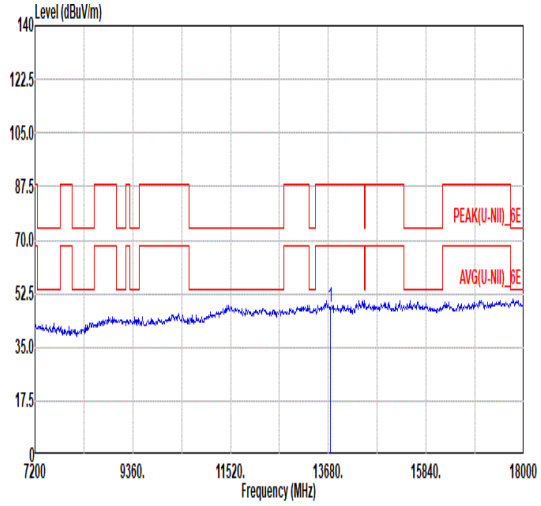 Freq Level Limit Line Margin Read Level Ant Factor Cable Loss Preamp Factor APos TPos Remark MHz dBuV/m dBuV/m dB dBuV dB/m dB dB cm deg 1 13730.00 48.01 88.20 -40.19 56.24 40.61 15.21 64.05 --- --- Peak	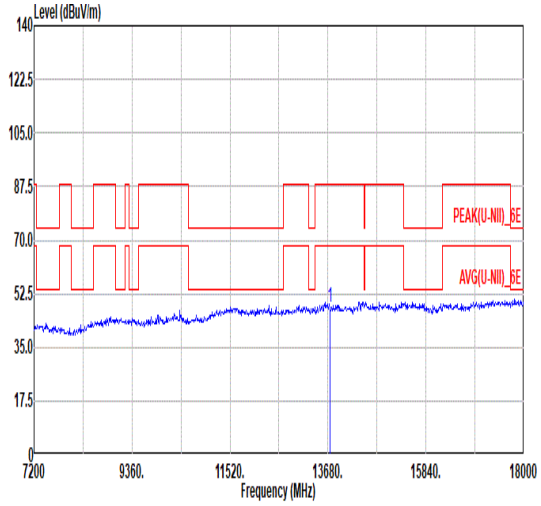 Freq Level Limit Line Margin Read Level Ant Factor Cable Loss Preamp Factor APos TPos Remark MHz dBuV/m dBuV/m dB dBuV dB/m dB dB cm deg 1 13730.00 47.94 88.20 -40.26 56.17 40.61 15.21 64.05 --- --- Peak

Mode	43	
	Harmonic	
	U-NII-7_6.525-6.875_802.11be EHT160_CH175_Full RU_6825MHz	
ANT	CDD 6+17	
Pol.	Horizontal	Vertical
Peak Avg	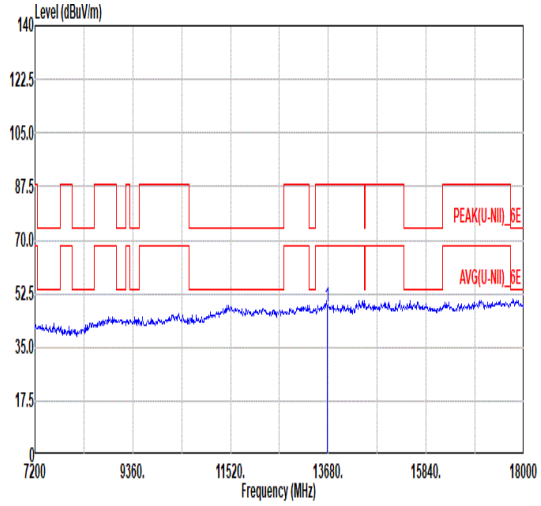 Freq Level Limit Line Margin Read Level Ant Factor Cable Loss Preamp Factor APos TPos Remark MHz dBuV/m dBuV/m dB dBuV dB/m dB dB cm deg 1 13650.00 48.10 88.20 -40.10 56.27 40.64 15.26 64.07 --- --- Peak	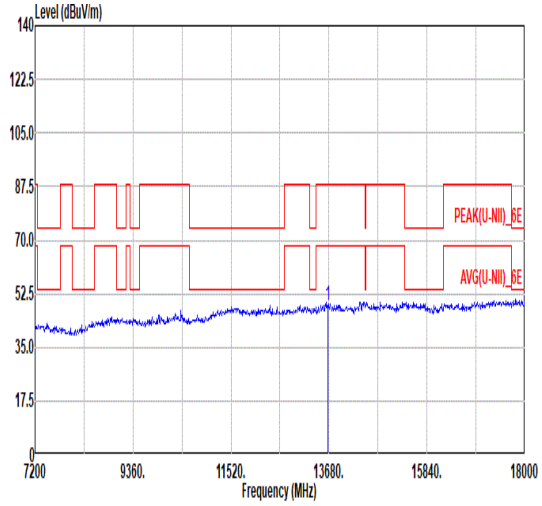 Freq Level Limit Line Margin Read Level Ant Factor Cable Loss Preamp Factor APos TPos Remark MHz dBuV/m dBuV/m dB dBuV dB/m dB dB cm deg 1 13650.00 48.68 88.20 -39.52 56.85 40.64 15.26 64.07 --- --- Peak

Mode	44	
	Harmonic	
	U-NII-7_6.525-6.875_802.11be EHT320_CH159_Full RU_6745MHz	
ANT	CDD 6+17	
Pol.	Horizontal	Vertical
Peak Avg	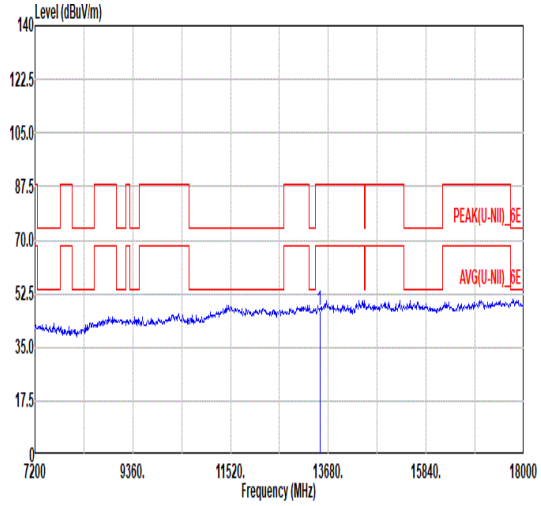 Freq Level Limit Line Margin Read Level Ant Factor Cable Loss Preamp Factor APos TPos Remark MHz dBuV/m dBuV/m dB dBuV dB/m dB dB cm deg 1 13490.00 47.10 88.20 -41.10 55.13 40.70 15.37 64.10 --- --- Peak	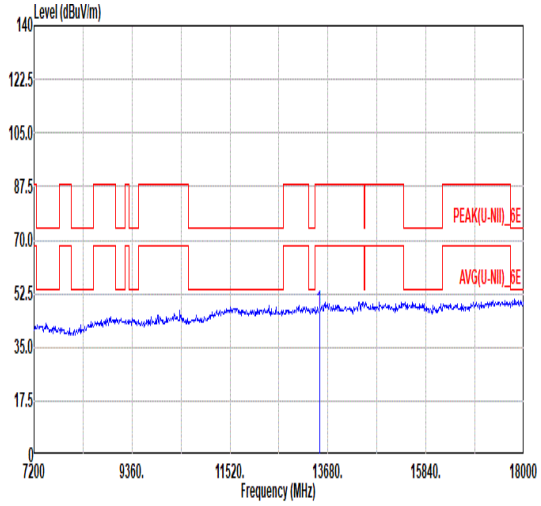 Freq Level Limit Line Margin Read Level Ant Factor Cable Loss Preamp Factor APos TPos Remark MHz dBuV/m dBuV/m dB dBuV dB/m dB dB cm deg 1 13490.00 47.03 88.20 -41.17 55.06 40.70 15.37 64.10 --- --- Peak

Mode	45	
	Band Edge	
	U-NII-8_6.525-6.875_802.11be EHT320_CH191_Full RU_6905MHz	
ANT	CDD 6+17	
Pol.	Horizontal	Fundamental
Peak	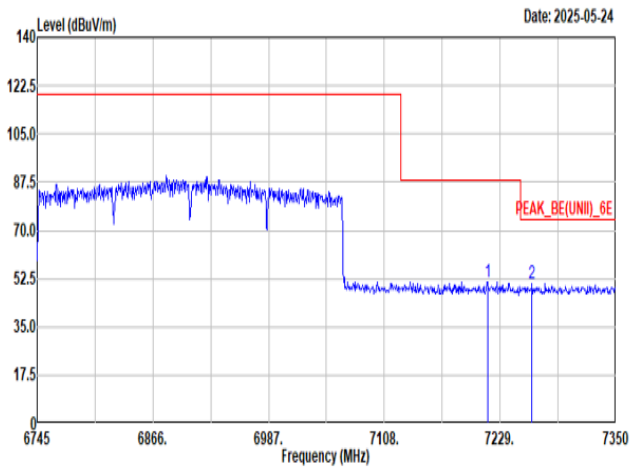 Freq Level Limit Line Margin Read Level Ant Factor Cable Loss Preamp Factor APos TPos Remark MHz dBuV/m dBuV/m dB dBuV dB/m dB dB cm deg 1 7215.69 51.41 88.20 -36.79 40.45 36.30 8.63 33.97 209 295 PEAK 2 7262.28 50.80 74.00 -23.20 39.74 36.30 8.77 34.01 209 295 PEAK	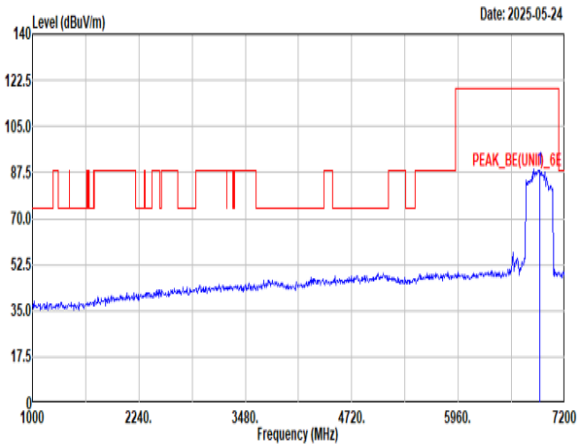 Freq Level Limit Line Margin Read Level Ant Factor Cable Loss Preamp Factor APos TPos Remark MHz dBuV/m dBuV/m dB dBuV dB/m dB dB cm deg 1 6905.00 88.97 ------ ------ 77.86 36.07 8.84 33.80 209 295 PEAK
Avg	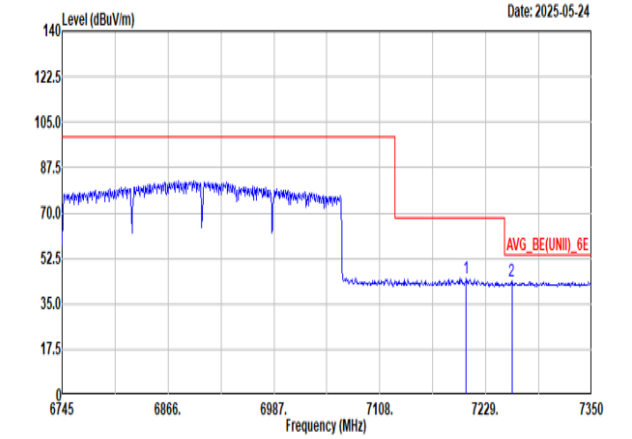 Freq Level Limit Line Margin Read Level Ant Factor Cable Loss Preamp Factor APos TPos Remark MHz dBuV/m dBuV/m dB dBuV dB/m dB dB cm deg 1 7206.62 44.87 68.20 -23.33 33.94 36.30 8.60 33.97 209 295 AVERAGE 2 7258.65 43.65 54.00 -10.35 32.60 36.30 8.76 34.01 209 295 AVERAGE	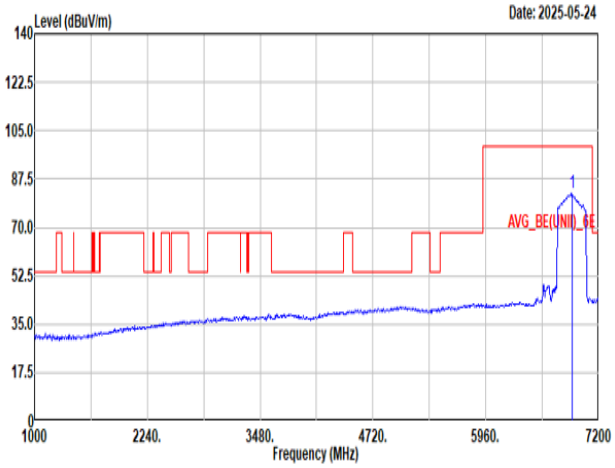 Freq Level Limit Line Margin Read Level Ant Factor Cable Loss Preamp Factor APos TPos Remark MHz dBuV/m dBuV/m dB dBuV dB/m dB dB cm deg 1 6905.00 82.49 ------ ------ 71.30 36.15 8.84 33.80 209 295 AVERAGE

Mode	45

	Band Edge	
	U-NII-8_6.525-6.875_802.11be EHT320_CH191_Full RU_6905MHz	
ANT	CDD 6+17	
Pol.	Vertical	Fundamental
Peak	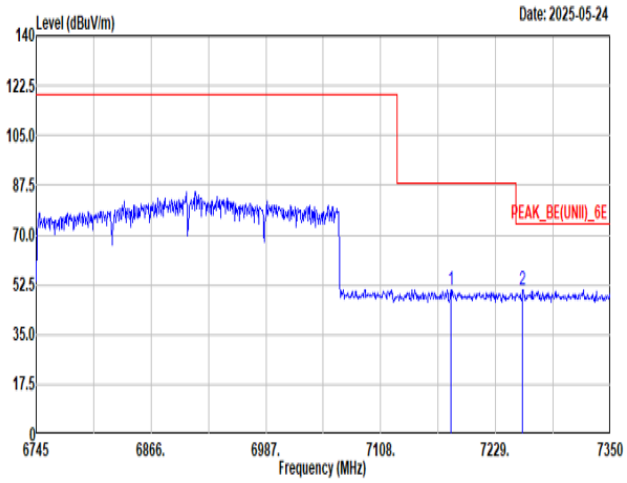 Freq Level Limit Line Margin Read Level Ant Factor Cable Loss Preamp Factor APos TPos Remark MHz dBuV/m dBuV/m dB dBuV dB/m dB dB cm deg 1 7181.81 50.90 88.20 -37.30 39.94 36.30 8.61 33.95 104 192 PEAK 2 7257.44 50.73 74.00 -23.27 39.68 36.30 8.76 34.01 104 192 PEAK	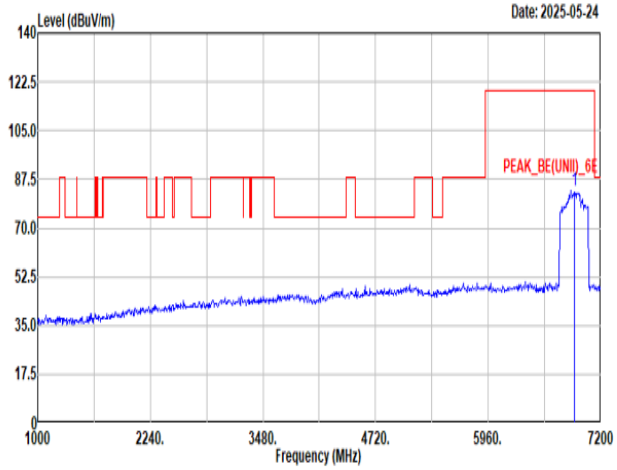 Freq Level Limit Line Margin Read Level Ant Factor Cable Loss Preamp Factor APos TPos Remark MHz dBuV/m dBuV/m dB dBuV dB/m dB dB cm deg 1 6905.00 83.26 ------ ------ 72.11 36.11 8.84 33.80 104 192 PEAK
Avg	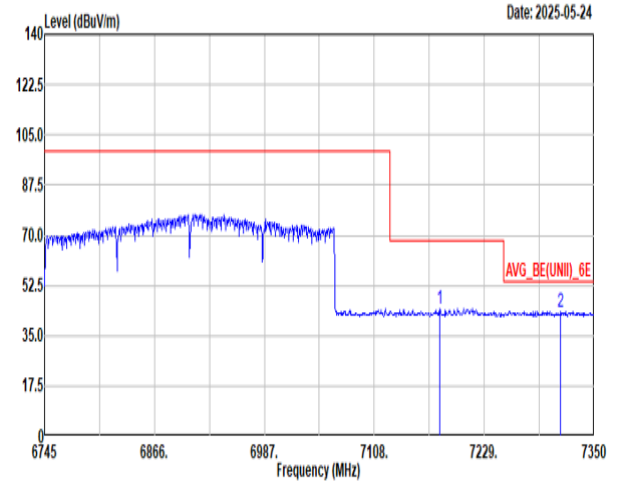 Freq Level Limit Line Margin Read Level Ant Factor Cable Loss Preamp Factor APos TPos Remark MHz dBuV/m dBuV/m dB dBuV dB/m dB dB cm deg 1 7180.00 44.45 68.20 -23.75 33.49 36.30 8.61 33.95 104 192 AVERAGE 2 7313.10 43.49 54.00 -10.51 32.30 36.30 8.94 34.05 104 192 AVERAGE	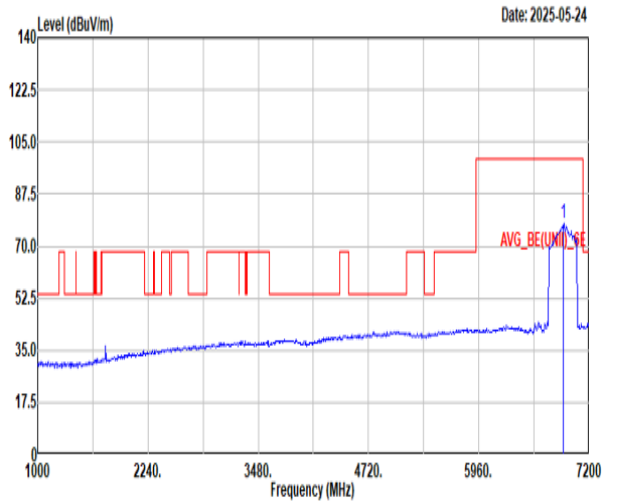 Freq Level Limit Line Margin Read Level Ant Factor Cable Loss Preamp Factor APos TPos Remark MHz dBuV/m dBuV/m dB dBuV dB/m dB dB cm deg 1 6905.00 77.49 ------ ------ 66.27 36.18 8.84 33.80 104 192 AVERAGE

Mode	45	
	Harmonic	
	U-NII-8_6.525-6.875_802.11be EHT320_CH191_Full RU_6905MHz	
ANT	CDD 6+17	
Pol.	Horizontal	Vertical
Peak Avg	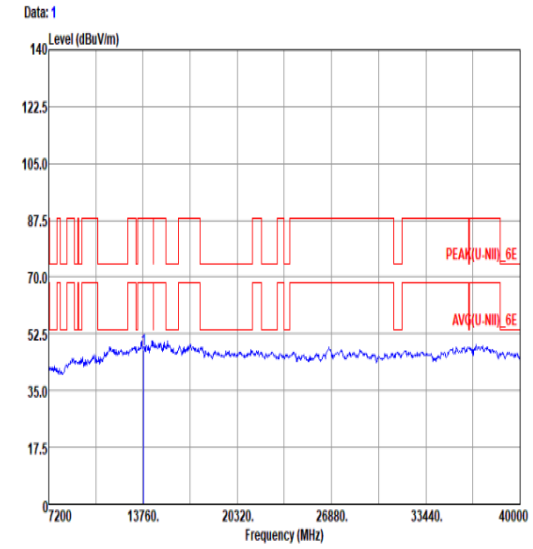 Freq Level Over Limit Limit Line ReadAntenna Level Cable Loss Preamp Factor A/Pos T/Pos Remark MHz dBuV/m dB dBuV/m dBuV dB/m dB dB cm deg 1 13810.00 47.65 -40.55 88.20 49.58 38.75 12.57 53.25 --- --- Peak	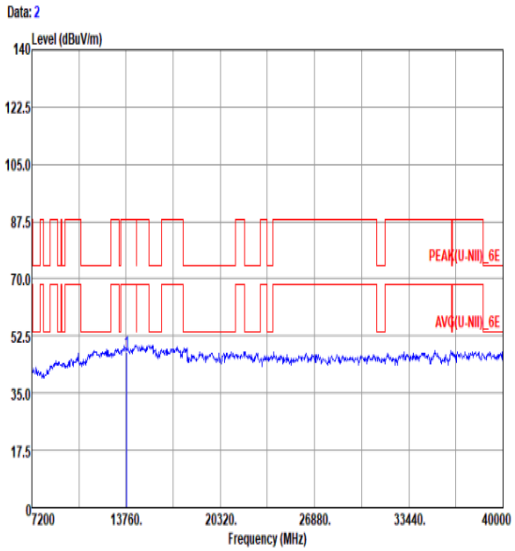 Freq Level Over Limit Limit Line ReadAntenna Level Cable Loss Preamp Factor A/Pos T/Pos Remark MHz dBuV/m dB dBuV/m dBuV dB/m dB dB cm deg 1 13810.00 47.67 -40.53 88.20 49.60 38.75 12.57 53.25 --- --- Peak

Mode	46	
	Harmonic	
	U-NII-6_6.425-6.525_802.11be EHT40_CH115_Full RU_6525MHz	
ANT	CDD 6+17	
Pol.	Horizontal	Vertical
Peak Avg	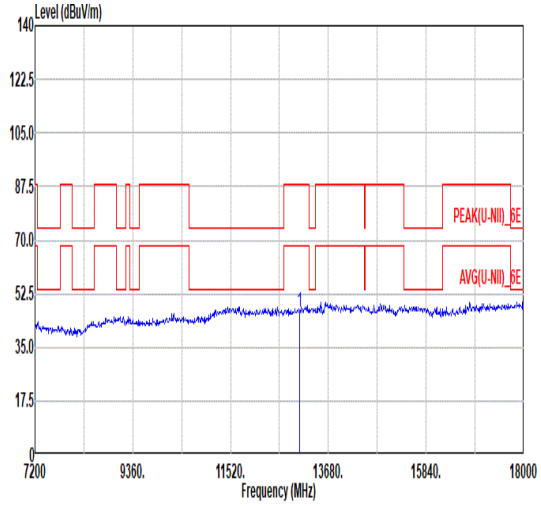 Freq Level Limit Line Margin Read Level Ant Factor Cable Loss Preamp Factor APos TPos Remark MHz dBuV/m dBuV/m dB dBuV dB/m dB dB cm deg 1 13050.00 46.30 88.20 -41.90 54.50 40.34 15.65 64.19 --- --- Peak	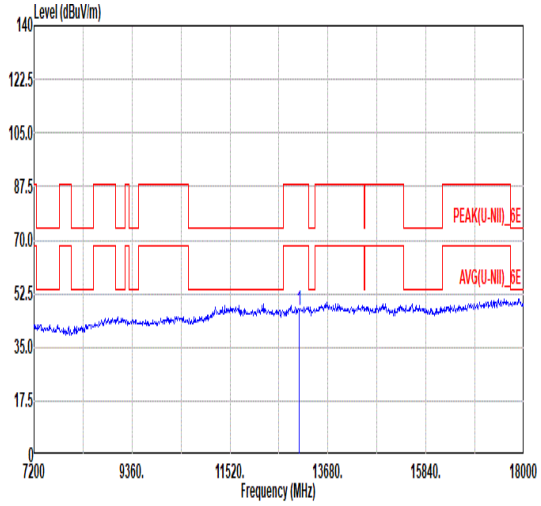 Freq Level Limit Line Margin Read Level Ant Factor Cable Loss Preamp Factor APos TPos Remark MHz dBuV/m dBuV/m dB dBuV dB/m dB dB cm deg 1 13050.00 47.27 88.20 -40.93 55.47 40.34 15.65 64.19 --- --- Peak

Mode	47	
	Harmonic	
	U-NII-6_6.425-6.525_802.11be EHT80_CH119_Full RU_6545MHz	
ANT	CDD 6+17	
Pol.	Horizontal	Vertical
Peak Avg	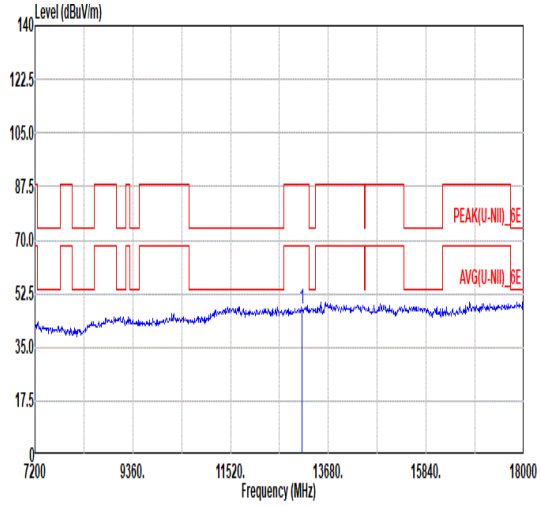 Freq Level Limit Line Margin Read Level Ant Factor Cable Loss Preamp Factor APos TPos Remark MHz dBuV/m dBuV/m dB dBuV dB/m dB dB cm deg 1 13090.00 47.68 88.20 -40.52 55.87 40.37 15.62 64.18 --- --- Peak	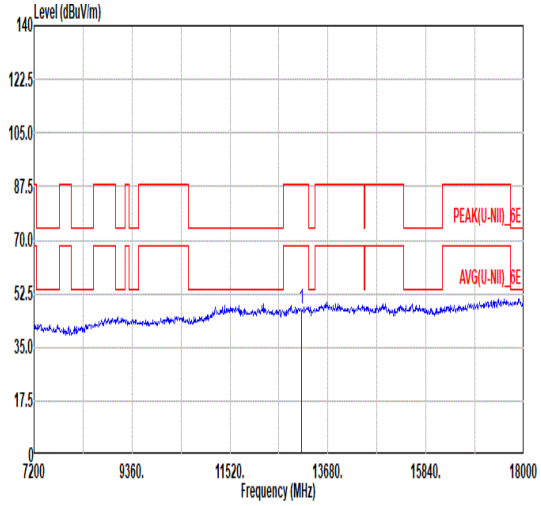 Freq Level Limit Line Margin Read Level Ant Factor Cable Loss Preamp Factor APos TPos Remark MHz dBuV/m dBuV/m dB dBuV dB/m dB dB cm deg 1 13090.00 47.29 88.20 -40.91 55.48 40.37 15.62 64.18 --- --- Peak

Mode	48	
	Harmonic	
	U-NII-6_6.425-6.525_802.11be EHT160_CH111_Full RU_6505MHz	
ANT	CDD 6+17	
Pol.	Horizontal	Vertical
Peak Avg	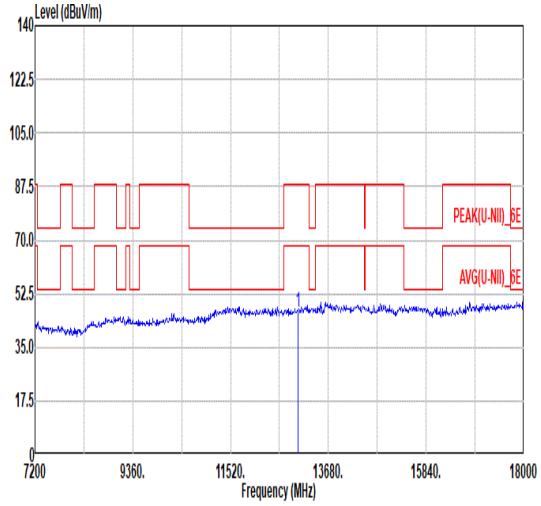 Freq Level Limit Line Margin Read Level Ant Factor Cable Loss Preamp Factor APos TPos Remark MHz dBuV/m dBuV/m dB dBuV dB/m dB dB cm deg 1 13010.00 46.65 88.20 -41.55 54.87 40.31 15.67 64.20 --- --- Peak	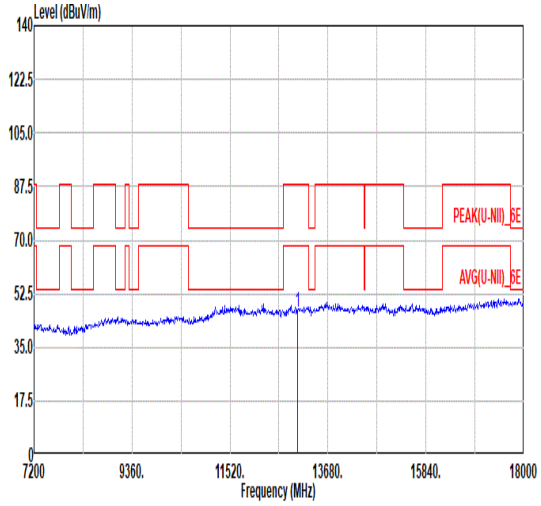 Freq Level Limit Line Margin Read Level Ant Factor Cable Loss Preamp Factor APos TPos Remark MHz dBuV/m dBuV/m dB dBuV dB/m dB dB cm deg 1 13010.00 46.72 88.20 -41.48 54.94 40.31 15.67 64.20 --- --- Peak

Mode	49	
	Harmonic	
	U-NII-6_6.425-6.525_802.11be EHT320_CH95_Full RU_6425MHz	
ANT	CDD 6+17	
Pol.	Horizontal	Vertical
Peak Avg	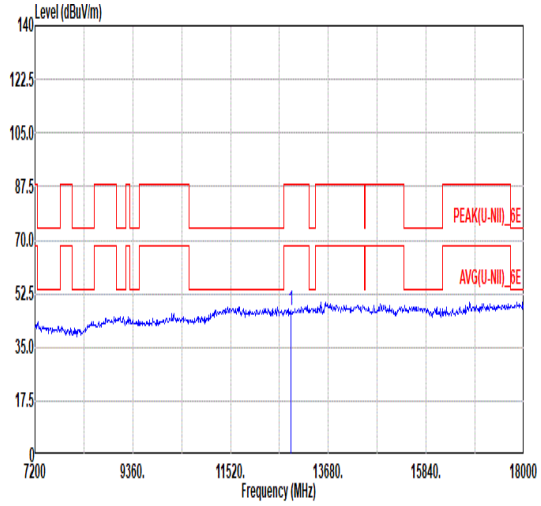 Freq Level Limit Line Margin Read Level Ant Factor Cable Loss Preamp Factor APos TPos Remark MHz dBuV/m dBuV/m dB dBuV dB/m dB dB cm deg 1 12850.00 47.24 88.20 -40.96 55.73 40.36 15.35 64.20 --- --- Peak	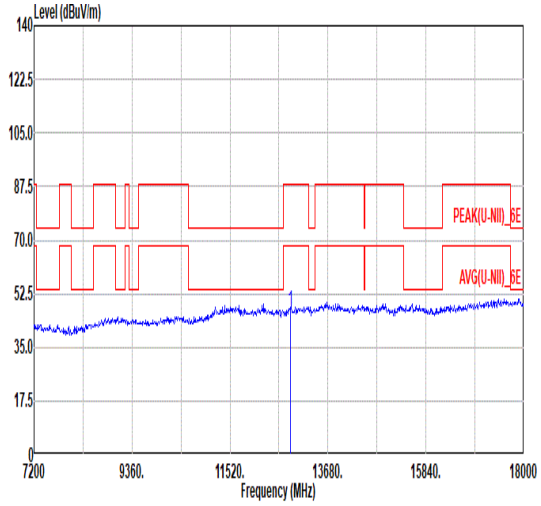 Freq Level Limit Line Margin Read Level Ant Factor Cable Loss Preamp Factor APos TPos Remark MHz dBuV/m dBuV/m dB dBuV dB/m dB dB cm deg 1 12850.00 47.12 88.20 -41.08 55.61 40.36 15.35 64.20 --- --- Peak

Mode	50	
	Harmonic	
	U-NII-6_6.425-6.525_802.11be EHT320_CH127_Full RU_6585MHz	
ANT	CDD 6+17	
Pol.	Horizontal	Vertical
Peak Avg	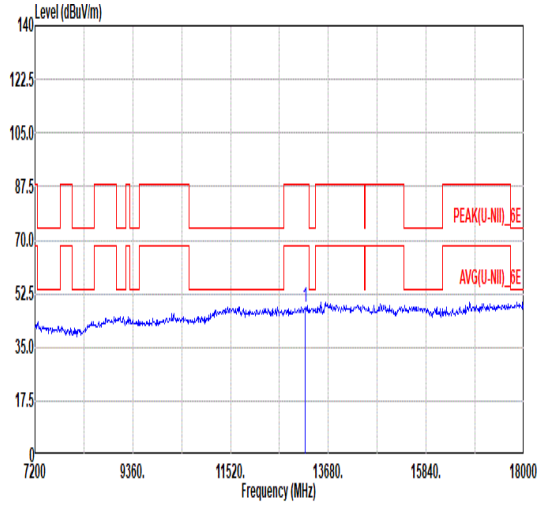 Freq Level Limit Line Margin Read Level Ant Factor Cable Loss Preamp Factor APos TPos Remark MHz dBuV/m dBuV/m dB dBuV dB/m dB dB cm deg 1 13170.00 47.98 88.20 -40.22 56.14 40.44 15.57 64.17 --- --- Peak	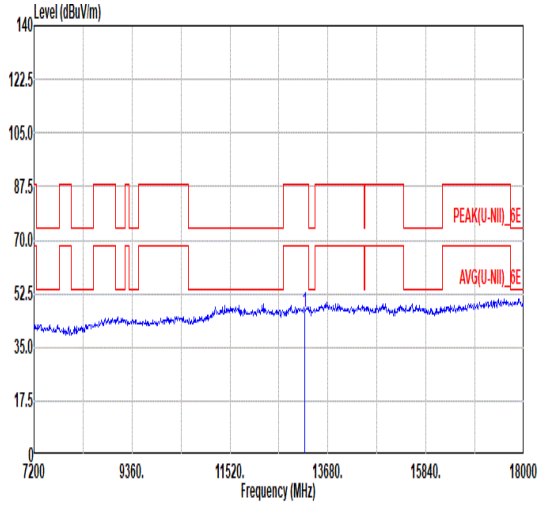 Freq Level Limit Line Margin Read Level Ant Factor Cable Loss Preamp Factor APos TPos Remark MHz dBuV/m dBuV/m dB dBuV dB/m dB dB cm deg 1 13170.00 46.57 88.20 -41.63 54.73 40.44 15.57 64.17 --- --- Peak

Mode	51	
	Band Edge	
	U-NII-5_5.925-6.425_802.11be EHT20_CH1_Single RU26/0_5955MHz	
ANT	CDD 6+17	
Pol.	Horizontal	Fundamental
Peak	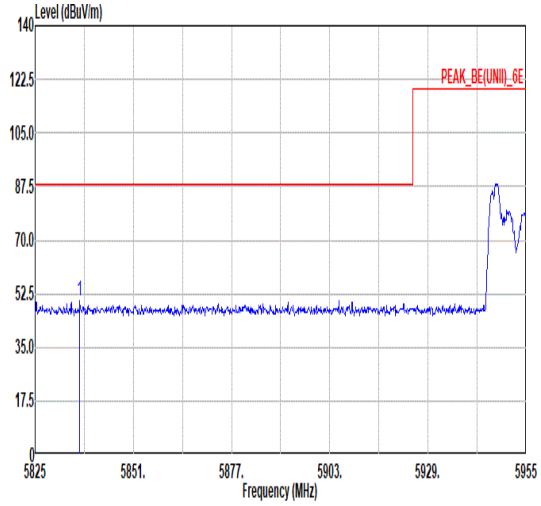 Freq Level Limit Line Margin Read Level Ant Factor Cable Loss Preamp Factor APos TPos Remark MHz dBuV/m dBuV/m dB dBuV dB/m dB dB cm deg 1 5836.83 50.01 88.20 -38.19 39.18 34.81 8.89 32.87 100 298 PEAK	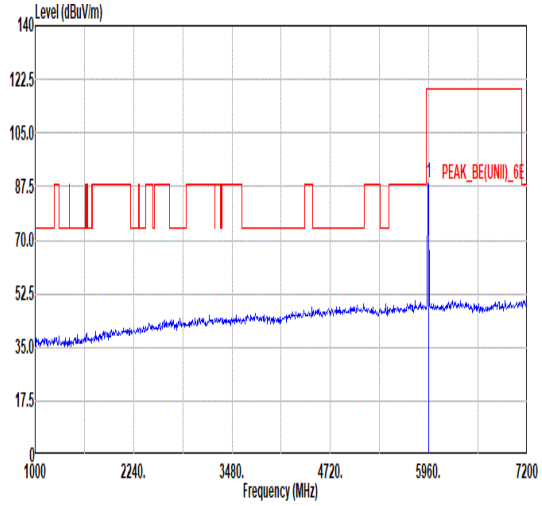 Freq Level Limit Line Margin Read Level Ant Factor Cable Loss Preamp Factor APos TPos Remark MHz dBuV/m dBuV/m dB dBuV dB/m dB dB cm deg 1 5955.00 88.78 ------ ------ 77.96 35.01 8.76 32.95 100 298 PEAK
Avg	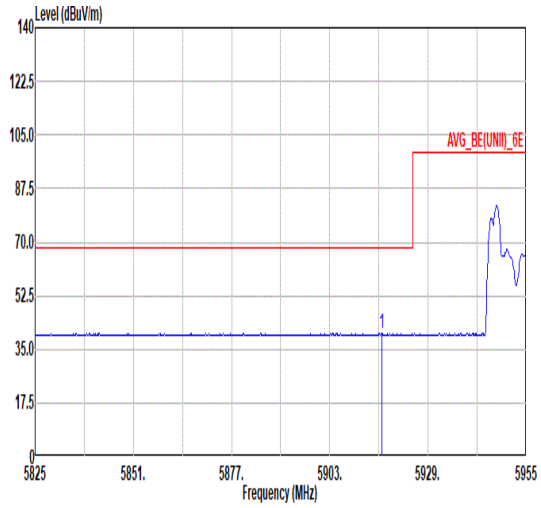 Freq Level Limit Line Margin Read Level Ant Factor Cable Loss Preamp Factor APos TPos Remark MHz dBuV/m dBuV/m dB dBuV dB/m dB dB cm deg 1 5916.78 40.18 68.20 -28.02 29.36 34.95 8.80 32.93 100 298 AVERAGE	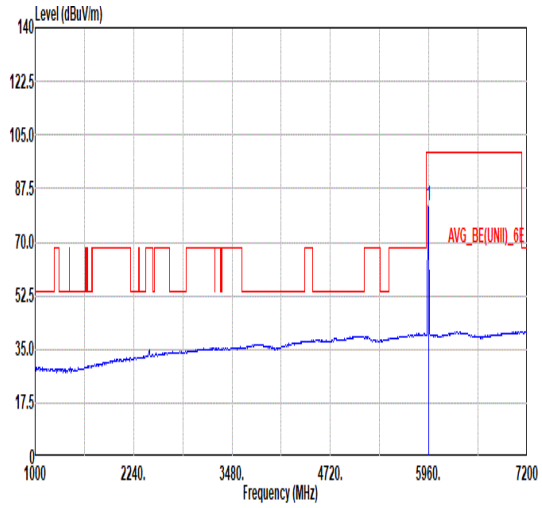 Freq Level Limit Line Margin Read Level Ant Factor Cable Loss Preamp Factor APos TPos Remark MHz dBuV/m dBuV/m dB dBuV dB/m dB dB cm deg 1 5955.00 81.67 ------ ------ 70.85 35.01 8.76 32.95 100 298 AVERAGE

Mode	51	
	Band Edge	
	U-NII-5_5.925-6.425_802.11be EHT20_CH1_Single RU26/0_5955MHz	
ANT	CDD 6+17	
Pol.	Vertical	Fundamental
Peak	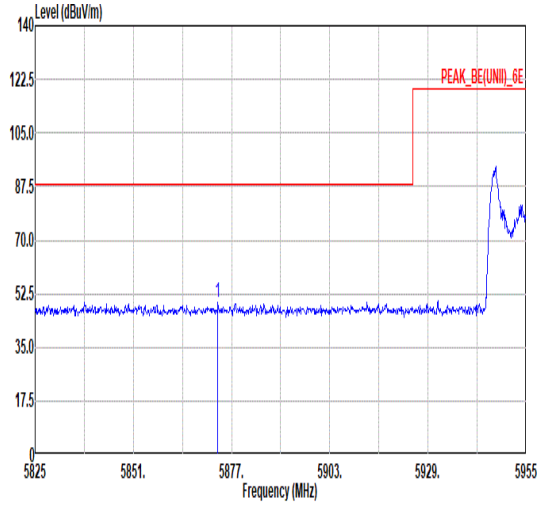 Freq Level Limit Line Margin Read Level Ant Factor Cable Loss Preamp Factor APos TPos Remark MHz dBuV/m dBuV/m dB dBuV dB/m dB dB cm deg 1 5873.36 49.74 88.20 -38.46 38.91 34.87 8.85 32.89 221 97 PEAK	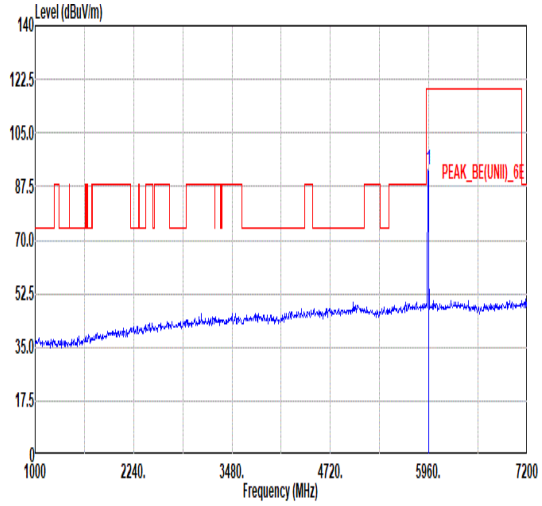 Freq Level Limit Line Margin Read Level Ant Factor Cable Loss Preamp Factor APos TPos Remark MHz dBuV/m dBuV/m dB dBuV dB/m dB dB cm deg 1 5955.00 92.74 ------ ------ 81.92 35.01 8.76 32.95 221 97 PEAK
Avg	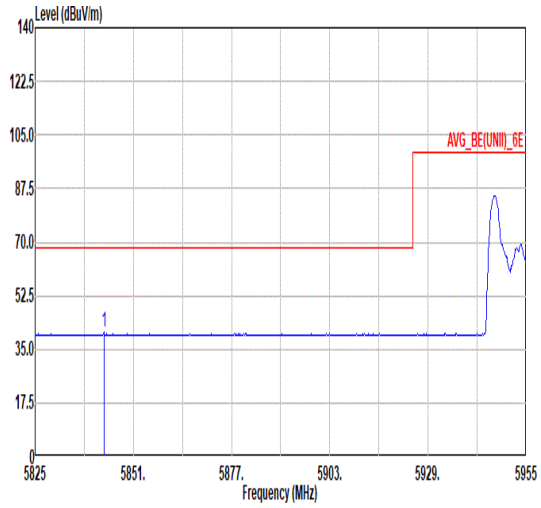 Freq Level Limit Line Margin Read Level Ant Factor Cable Loss Preamp Factor APos TPos Remark MHz dBuV/m dBuV/m dB dBuV dB/m dB dB cm deg 1 5843.20 40.48 68.20 -27.72 29.64 34.82 8.89 32.87 221 97 AVERAGE	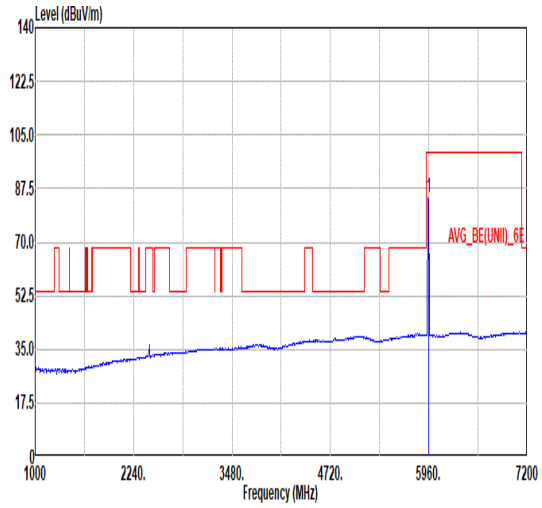 Freq Level Limit Line Margin Read Level Ant Factor Cable Loss Preamp Factor APos TPos Remark MHz dBuV/m dBuV/m dB dBuV dB/m dB dB cm deg 1 5955.00 84.62 ------ ------ 73.80 35.01 8.76 32.95 221 97 AVERAGE

Mode	52	
	Band Edge	
	U-NII-8_6.875-7.125_802.11be EHT20_CH229_Single RU106/54_7095MHz	
ANT	CDD 6+17	
Pol.	Horizontal	Fundamental
Peak	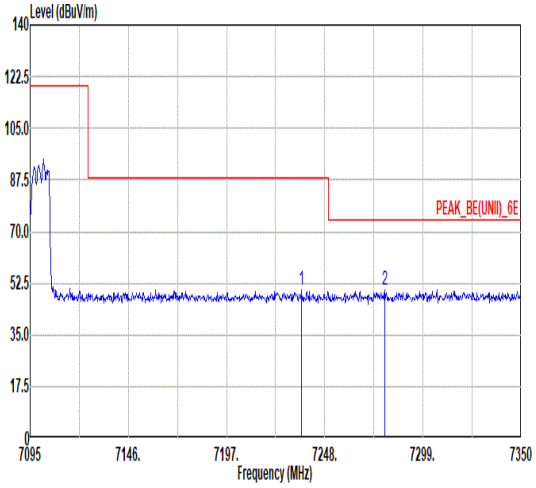 Freq Level Limit Line Margin Read Level Ant Factor Cable Loss Preamp Factor APos TPos Remark MHz dBuV/m dBuV/m dB dBuV dB/m dB dB cm deg 1 7235.76 50.19 88.20 -38.01 39.19 36.30 8.69 33.99 100 298 PEAK 2 7279.11 50.13 74.00 -23.87 39.03 36.30 8.83 34.03 100 298 PEAK	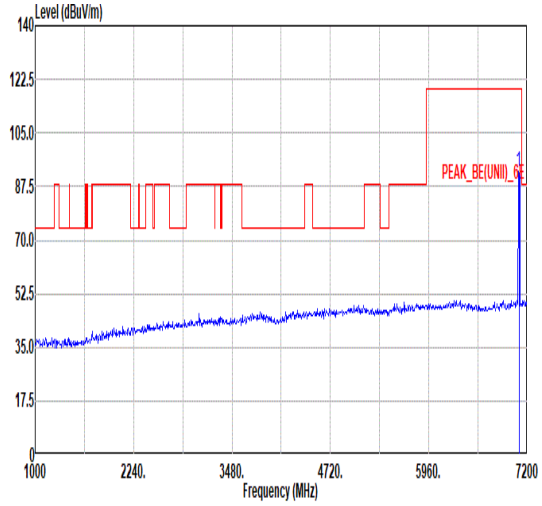 Freq Level Limit Line Margin Read Level Ant Factor Cable Loss Preamp Factor APos TPos Remark MHz dBuV/m dBuV/m dB dBuV dB/m dB dB cm deg 1 7095.00 92.70 ------ ------ 81.56 36.30 8.72 33.88 100 298 PEAK
Avg	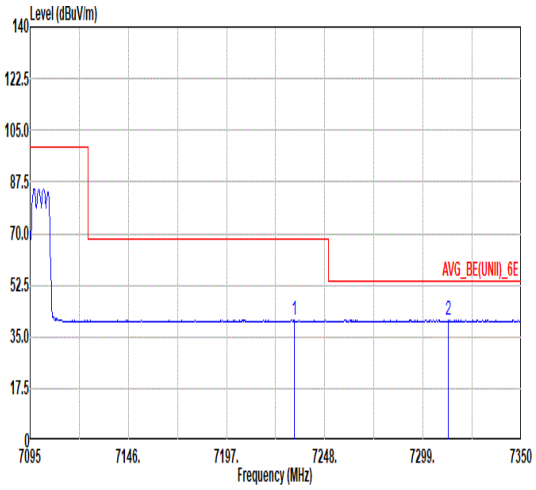 Freq Level Limit Line Margin Read Level Ant Factor Cable Loss Preamp Factor APos TPos Remark MHz dBuV/m dBuV/m dB dBuV dB/m dB dB cm deg 1 7232.19 40.61 68.20 -27.59 29.62 36.30 8.68 33.99 100 298 AVERAGE 2 7312.01 40.70 54.00 -13.30 29.52 36.30 8.93 34.05 100 298 AVERAGE	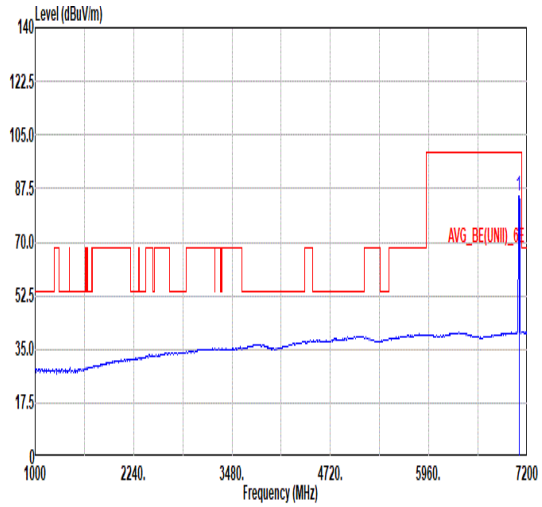 Freq Level Limit Line Margin Read Level Ant Factor Cable Loss Preamp Factor APos TPos Remark MHz dBuV/m dBuV/m dB dBuV dB/m dB dB cm deg 1 7095.00 85.13 ------ ------ 74.00 36.30 8.71 33.88 100 298 AVERAGE

Mode	52	
	Band Edge	
	U-NII-8_6.875-7.125_802.11be EHT20_CH229_Single RU106/54_7095MHz	
ANT	CDD 6+17	
Pol.	Vertical	Fundamental
Peak	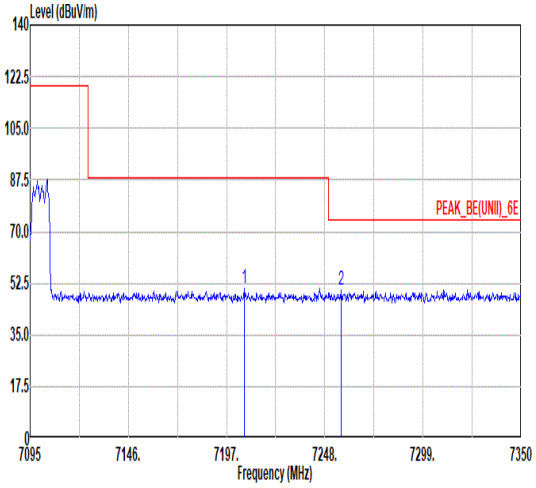 Freq Level Limit Line Margin Read Level Ant Factor Cable Loss Preamp Factor APos TPos Remark MHz dBuV/m dBuV/m dB dBuV dB/m dB dB cm deg 1 7206.18 50.75 88.20 -37.45 39.82 36.30 8.60 33.97 221 88 PEAK 2 7256.42 50.06 74.00 -23.94 39.01 36.30 8.76 34.01 221 88 PEAK	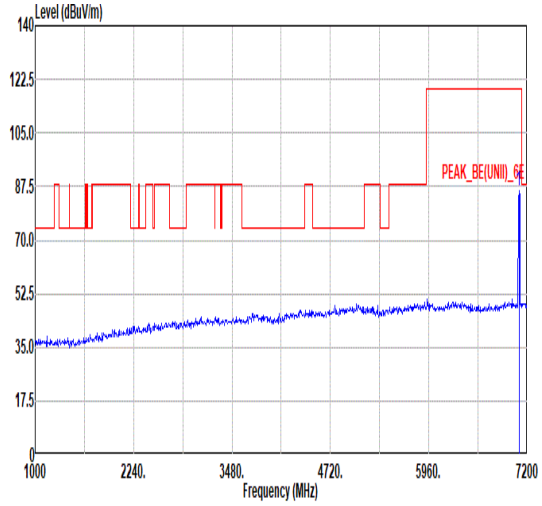 Freq Level Limit Line Margin Read Level Ant Factor Cable Loss Preamp Factor APos TPos Remark MHz dBuV/m dBuV/m dB dBuV dB/m dB dB cm deg 1 7095.00 86.35 ------ ------ 75.22 36.30 8.71 33.88 221 88 PEAK
Avg	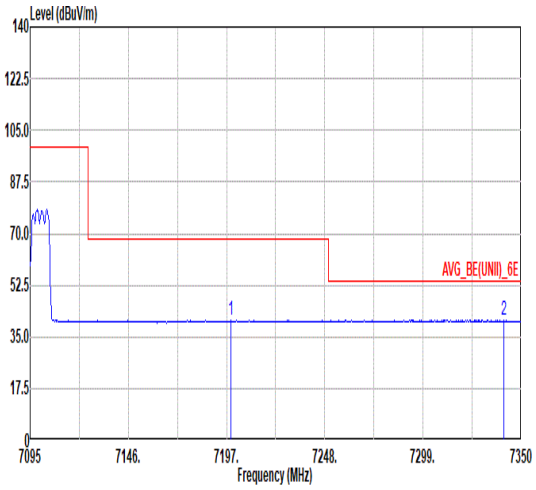 Freq Level Limit Line Margin Read Level Ant Factor Cable Loss Preamp Factor APos TPos Remark MHz dBuV/m dBuV/m dB dBuV dB/m dB dB cm deg 1 7199.30 40.60 68.20 -27.60 29.68 36.30 8.58 33.96 221 88 AVERAGE 2 7340.82 40.70 54.00 -13.30 29.46 36.30 9.02 34.08 221 88 AVERAGE	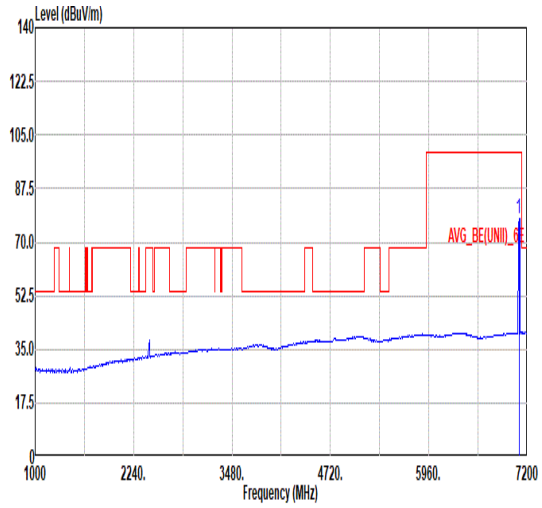 Freq Level Limit Line Margin Read Level Ant Factor Cable Loss Preamp Factor APos TPos Remark MHz dBuV/m dBuV/m dB dBuV dB/m dB dB cm deg 1 7095.00 77.90 ------ ------ 66.77 36.30 8.71 33.88 221 88 AVERAGE

Mode	53	
	Band Edge	
	U-NII-5_5.925-6.425_802.11be EHT20_CH1_Small RU 52+26/ 37+2_5955MHz	
ANT	CDD 6+17	
Pol.	Horizontal	Fundamental
Peak	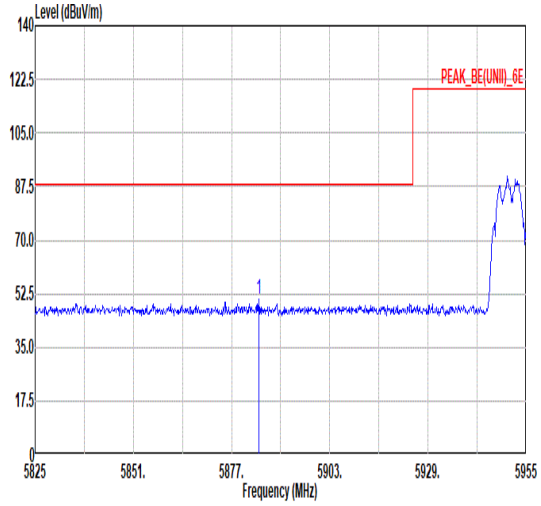 Freq Level Limit Line Margin Read Level Ant Factor Cable Loss Preamp Factor APos TPos Remark MHz dBuV/m dBuV/m dB dBuV dB/m dB dB cm deg 1 5884.28 50.86 88.20 -37.34 40.03 34.89 8.84 32.90 100 299 PEAK	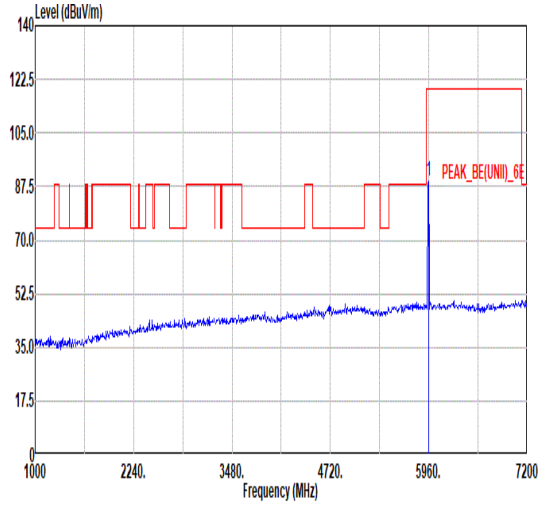 Freq Level Limit Line Margin Read Level Ant Factor Cable Loss Preamp Factor APos TPos Remark MHz dBuV/m dBuV/m dB dBuV dB/m dB dB cm deg 1 5955.00 89.40 ------ ------ 78.58 35.02 8.76 32.96 100 299 PEAK
Avg	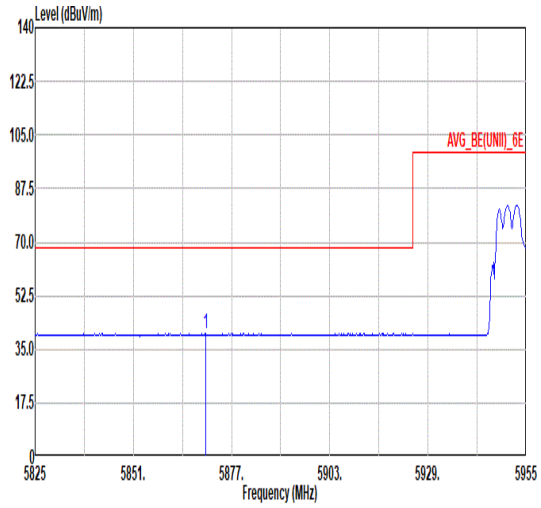 Freq Level Limit Line Margin Read Level Ant Factor Cable Loss Preamp Factor APos TPos Remark MHz dBuV/m dBuV/m dB dBuV dB/m dB dB cm deg 1 5870.11 40.14 68.20 -28.06 29.31 34.87 8.85 32.89 100 299 AVERAGE	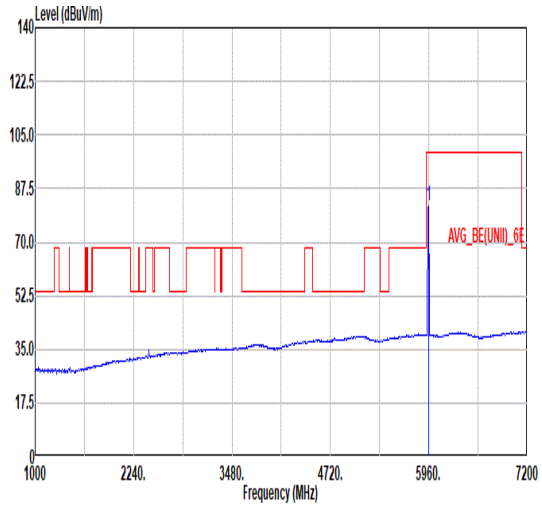 Freq Level Limit Line Margin Read Level Ant Factor Cable Loss Preamp Factor APos TPos Remark MHz dBuV/m dBuV/m dB dBuV dB/m dB dB cm deg 1 5955.00 81.84 ------ ------ 71.02 35.02 8.76 32.96 100 299 AVERAGE

Mode	53	
	Band Edge	
	U-NII-5_5.925-6.425_802.11be EHT20_CH1_Small RU 52+26/ 37+2_5955MHz	
ANT	CDD 6+17	
Pol.	Vertical	Fundamental
Peak	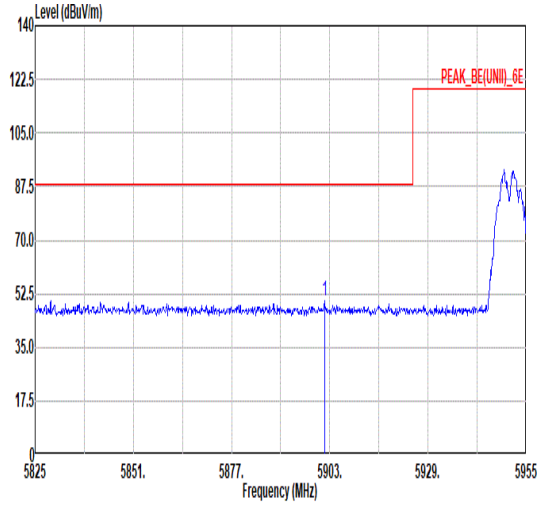 Freq Level Limit Line Margin Read Level Ant Factor Cable Loss Preamp Factor APos TPos Remark MHz dBuV/m dBuV/m dB dBuV dB/m dB dB cm deg 1 5901.57 50.18 88.20 -38.02 39.36 34.92 8.82 32.92 221 95 PEAK	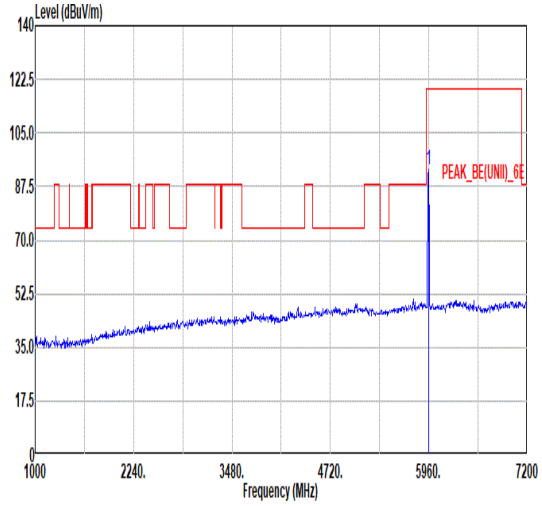 Freq Level Limit Line Margin Read Level Ant Factor Cable Loss Preamp Factor APos TPos Remark MHz dBuV/m dBuV/m dB dBuV dB/m dB dB cm deg 1 5955.00 93.08 ------ ------ 82.26 35.02 8.76 32.96 221 95 PEAK
Avg	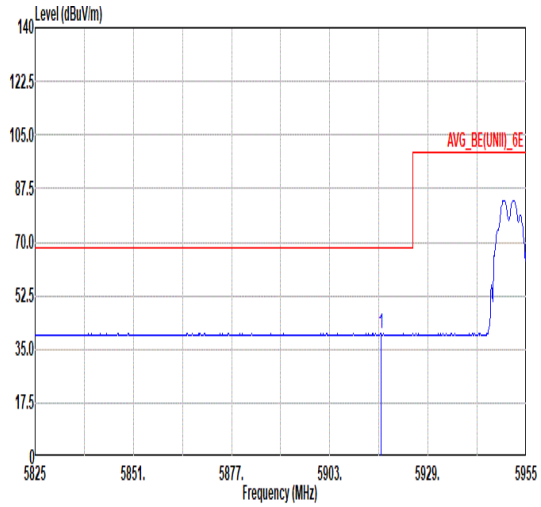 Freq Level Limit Line Margin Read Level Ant Factor Cable Loss Preamp Factor APos TPos Remark MHz dBuV/m dBuV/m dB dBuV dB/m dB dB cm deg 1 5916.52 40.24 68.20 -27.96 29.42 34.95 8.80 32.93 221 95 AVERAGE	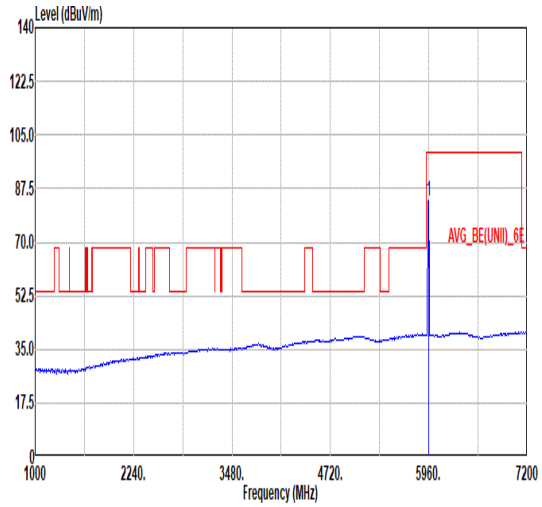 Freq Level Limit Line Margin Read Level Ant Factor Cable Loss Preamp Factor APos TPos Remark MHz dBuV/m dBuV/m dB dBuV dB/m dB dB cm deg 1 5955.00 83.43 ------ ------ 72.61 35.01 8.76 32.95 221 95 AVERAGE

Mode	54	
	Band Edge	
	U-NII-8_6.875-7.125_802.11be EHT20_CH229_Small RU 106+26/54+4_7095MHz	
ANT	CDD 6+17	
Pol.	Horizontal	Fundamental
Peak	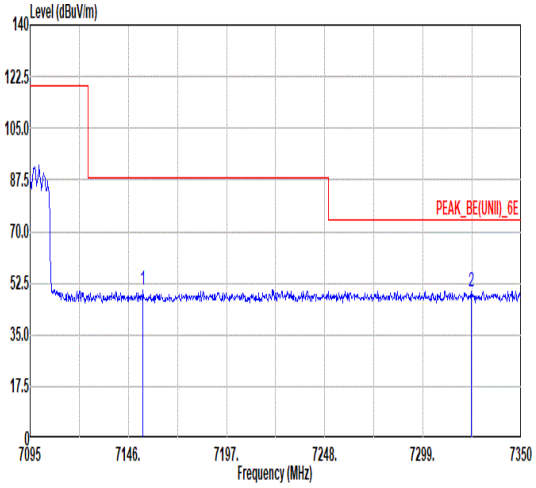 Freq Level Limit Line Margin Read Level Ant Factor Cable Loss Preamp Factor APos TPos Remark MHz dBuV/m dBuV/m dB dBuV dB/m dB dB cm deg 1 7153.65 50.04 88.20 -38.16 39.02 36.30 8.64 33.92 100 297 PEAK 2 7324.25 49.84 74.00 -24.16 38.63 36.30 8.97 34.06 100 297 PEAK	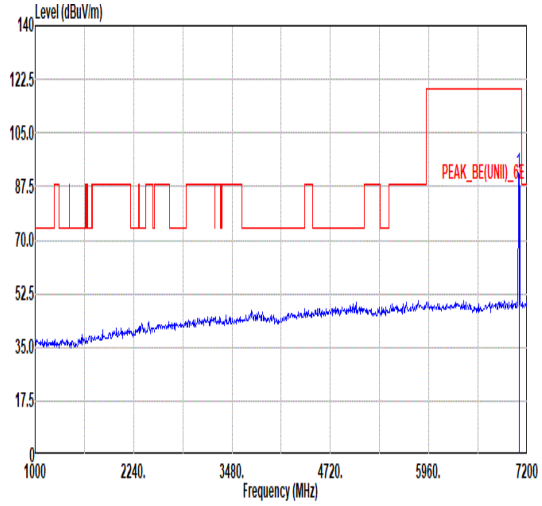 Freq Level Limit Line Margin Read Level Ant Factor Cable Loss Preamp Factor APos TPos Remark MHz dBuV/m dBuV/m dB dBuV dB/m dB dB cm deg 1 7095.00 91.81 ------ ------ 80.67 36.30 8.72 33.88 100 297 PEAK
Avg	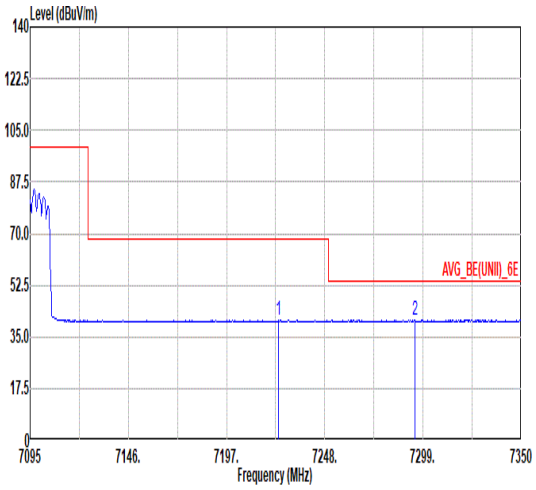 Freq Level Limit Line Margin Read Level Ant Factor Cable Loss Preamp Factor APos TPos Remark MHz dBuV/m dBuV/m dB dBuV dB/m dB dB cm deg 1 7223.78 40.69 68.20 -27.51 29.72 36.30 8.65 33.98 100 297 AVERAGE 2 7294.67 40.79 54.00 -13.21 29.65 36.30 8.88 34.04 100 297 AVERAGE	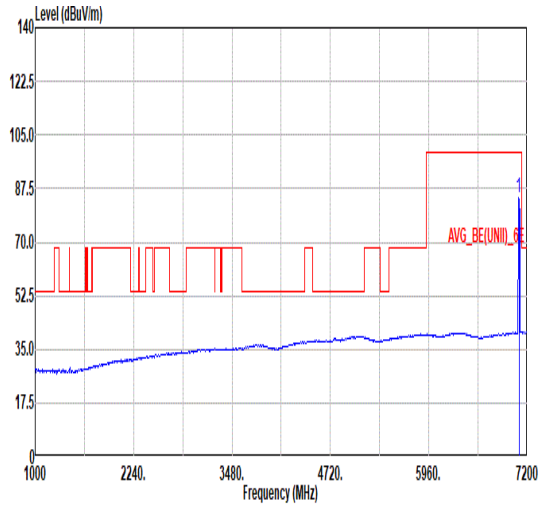 Freq Level Limit Line Margin Read Level Ant Factor Cable Loss Preamp Factor APos TPos Remark MHz dBuV/m dBuV/m dB dBuV dB/m dB dB cm deg 1 7095.00 84.70 ------ ------ 73.56 36.30 8.72 33.88 100 297 AVERAGE

Mode	54	
	Band Edge	
	U-NII-8_6.875-7.125_802.11be EHT20_CH229_Small RU 106+26/54+4_7095MHz	
ANT	CDD 6+17	
Pol.	Vertical	Fundamental
Peak	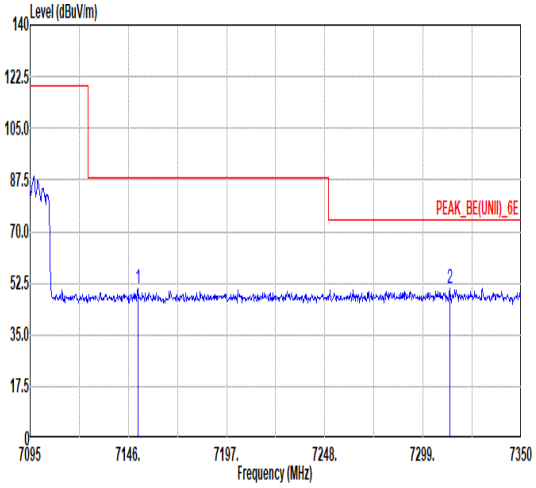 Freq Level Limit Line Margin Read Level Ant Factor Cable Loss Preamp Factor APos TPos Remark MHz dBuV/m dBuV/m dB dBuV dB/m dB dB cm deg 1 7150.85 50.46 88.20 -37.74 39.43 36.30 8.65 33.92 264 102 PEAK 2 7312.77 50.55 74.00 -23.45 39.36 36.30 8.94 34.05 264 102 PEAK	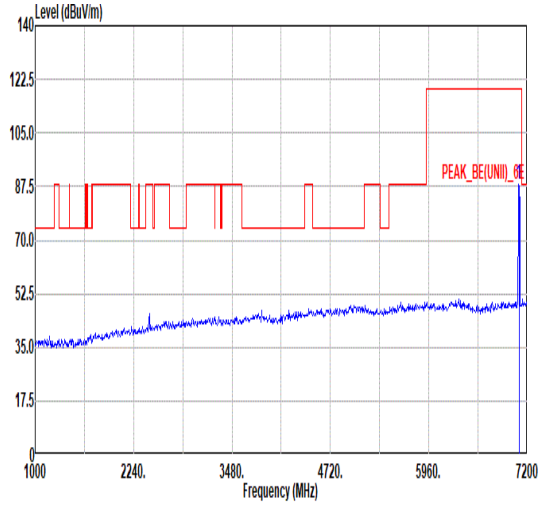 Freq Level Limit Line Margin Read Level Ant Factor Cable Loss Preamp Factor APos TPos Remark MHz dBuV/m dBuV/m dB dBuV dB/m dB dB cm deg 1 7095.00 87.98 ------ ------ 76.84 36.30 8.72 33.88 264 102 PEAK
Avg	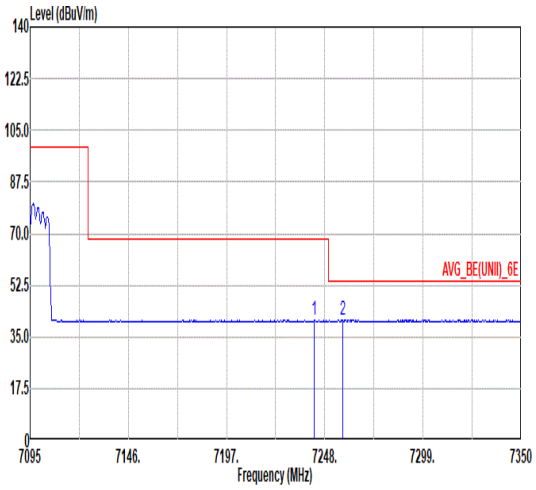 Freq Level Limit Line Margin Read Level Ant Factor Cable Loss Preamp Factor APos TPos Remark MHz dBuV/m dBuV/m dB dBuV dB/m dB dB cm deg 1 7242.65 40.71 68.20 -27.49 29.70 36.30 8.71 34.00 264 102 AVERAGE 2 7257.18 40.82 54.00 -13.18 29.77 36.30 8.76 34.01 264 102 AVERAGE	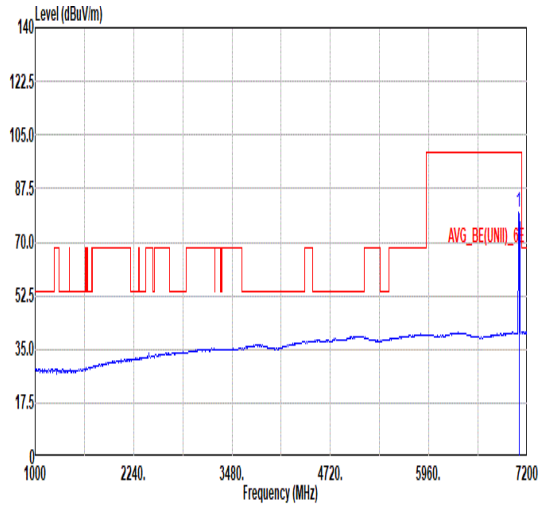 Freq Level Limit Line Margin Read Level Ant Factor Cable Loss Preamp Factor APos TPos Remark MHz dBuV/m dBuV/m dB dBuV dB/m dB dB cm deg 1 7095.00 79.97 ------ ------ 68.83 36.30 8.72 33.88 264 102 AVERAGE

Mode	55	
	Band Edge	
	U-NII-5_5.925-6.425_802.11be EHT80_CH7_Puncturing 20M ❶_5985MHz	
ANT	CDD 6+17	
Pol.	Horizontal	Fundamental
Peak	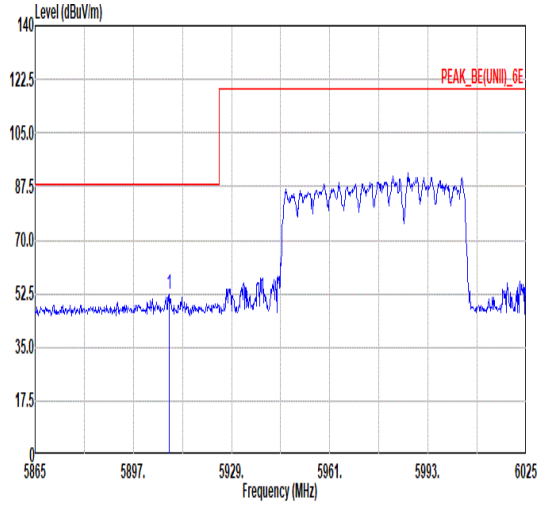 Freq Level Limit Line Margin Read Level Ant Factor Cable Loss Preamp Factor APos TPos Remark MHz dBuV/m dBuV/m dB dBuV dB/m dB dB cm deg 1 5908.68 52.42 88.20 -35.78 41.59 34.94 8.81 32.92 100 297 PEAK	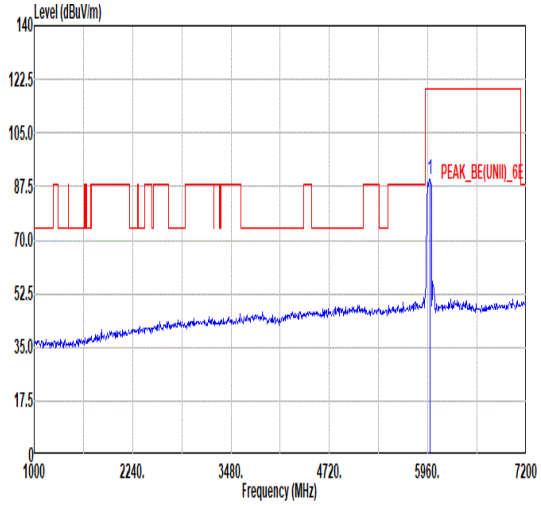 Freq Level Limit Line Margin Read Level Ant Factor Cable Loss Preamp Factor APos TPos Remark MHz dBuV/m dBuV/m dB dBuV dB/m dB dB cm deg 1 5985.00 89.98 ------ ------ 79.16 35.06 8.73 32.97 100 297 PEAK
Avg	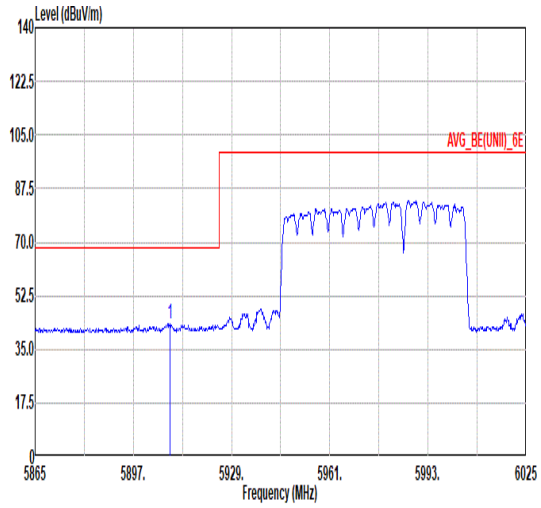 Freq Level Limit Line Margin Read Level Ant Factor Cable Loss Preamp Factor APos TPos Remark MHz dBuV/m dBuV/m dB dBuV dB/m dB dB cm deg 1 5909.00 43.34 68.20 -24.86 32.51 34.94 8.81 32.92 100 297 AVERAGE	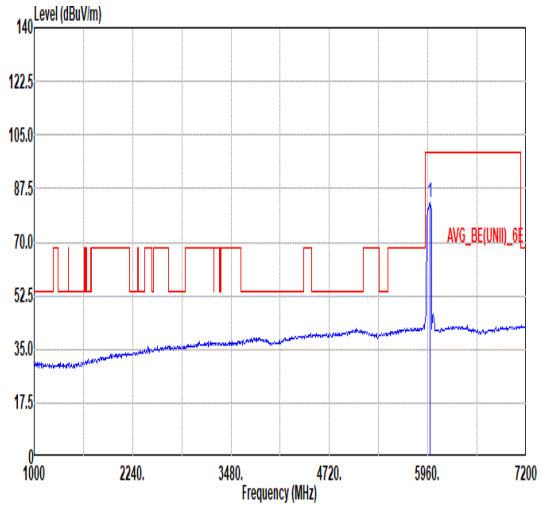 Freq Level Limit Line Margin Read Level Ant Factor Cable Loss Preamp Factor APos TPos Remark MHz dBuV/m dBuV/m dB dBuV dB/m dB dB cm deg 1 5985.00 83.08 ------ ------ 72.26 35.09 8.71 32.98 100 297 AVERAGE

Mode	55	
	Band Edge	
	U-NII-5_5.925-6.425_802.11be EHT80_CH7_Puncturing 20M ❶_5985MHz	
ANT	CDD 6+17	
Pol.	Vertical	Fundamental
Peak	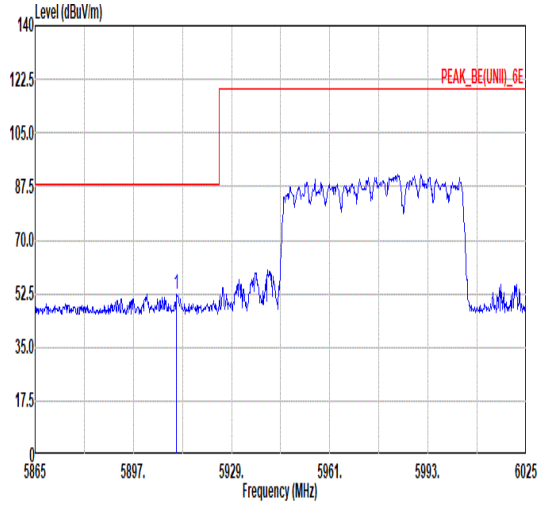 Freq Level Limit Line Margin Read Level Ant Factor Cable Loss Preamp Factor APos TPos Remark MHz dBuV/m dBuV/m dB dBuV dB/m dB dB cm deg 1 5910.92 52.34 88.20 -35.86 41.51 34.94 8.81 32.92 232 99 PEAK	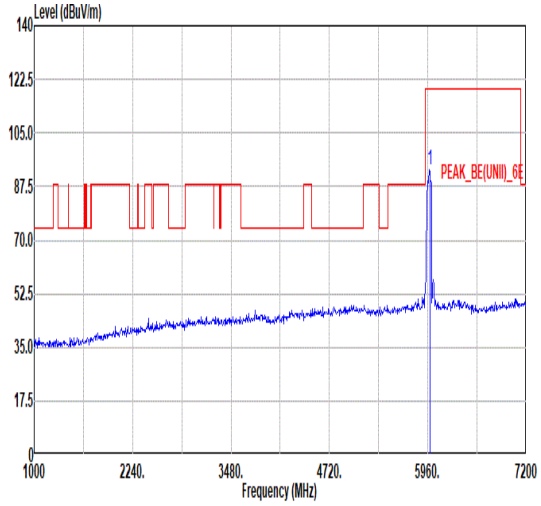 Freq Level Limit Line Margin Read Level Ant Factor Cable Loss Preamp Factor APos TPos Remark MHz dBuV/m dBuV/m dB dBuV dB/m dB dB cm deg 1 5985.00 92.87 ------ ------ 82.05 35.06 8.73 32.97 232 99 PEAK
Avg	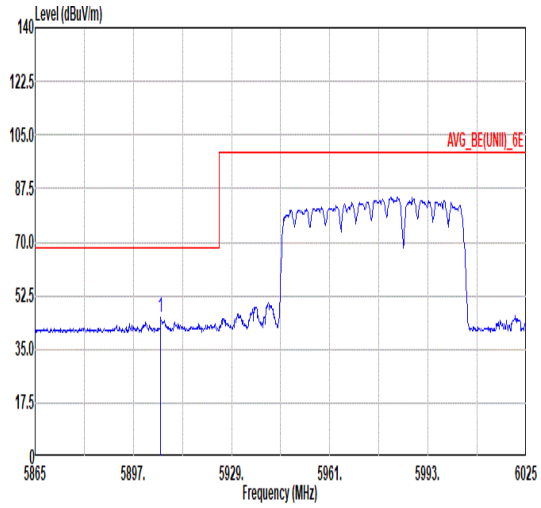 Freq Level Limit Line Margin Read Level Ant Factor Cable Loss Preamp Factor APos TPos Remark MHz dBuV/m dBuV/m dB dBuV dB/m dB dB cm deg 1 5905.96 45.33 68.20 -22.87 34.51 34.93 8.81 32.92 232 99 AVERAGE	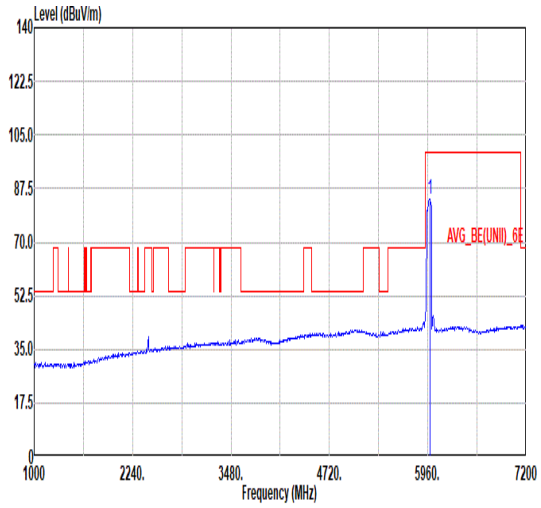 Freq Level Limit Line Margin Read Level Ant Factor Cable Loss Preamp Factor APos TPos Remark MHz dBuV/m dBuV/m dB dBuV dB/m dB dB cm deg 1 5985.00 84.13 ------ ------ 73.31 35.06 8.73 32.97 232 99 AVERAGE

Mode	56	
	Band Edge	
	U-NII-8_6.875-7.125_802.11be EHT80_CH215_Puncturing 20M ❶_7025MHz	
ANT	CDD 6+17	
Pol.	Horizontal	Fundamental
Peak	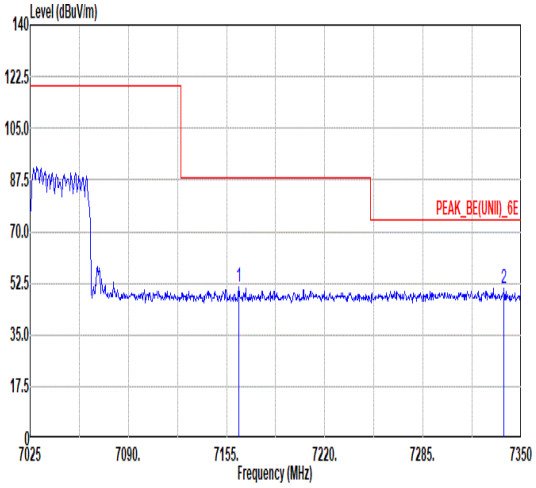 Freq Level Limit Line Margin Read Level Ant Factor Cable Loss Preamp Factor APos TPos Remark MHz dBuV/m dBuV/m dB dBuV dB/m dB dB cm deg 1 7163.13 51.33 88.20 -36.87 40.33 36.30 8.63 33.93 100 297 PEAK 2 7338.63 50.98 74.00 -23.02 39.73 36.30 9.02 34.07 100 297 PEAK	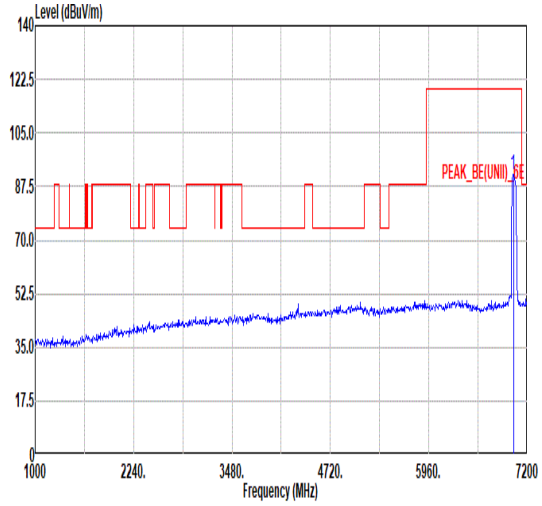 Freq Level Limit Line Margin Read Level Ant Factor Cable Loss Preamp Factor APos TPos Remark MHz dBuV/m dBuV/m dB dBuV dB/m dB dB cm deg 1 7025.00 91.44 ------ ------ 80.14 36.30 8.82 33.82 100 297 PEAK
Avg	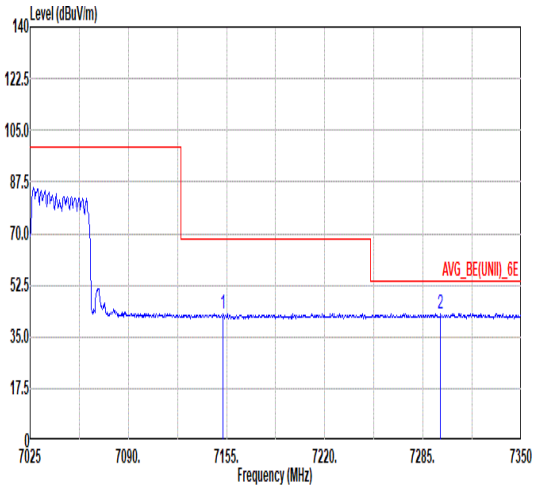 Freq Level Limit Line Margin Read Level Ant Factor Cable Loss Preamp Factor APos TPos Remark MHz dBuV/m dBuV/m dB dBuV dB/m dB dB cm deg 1 7152.73 42.99 68.20 -25.21 31.97 36.30 8.64 33.92 100 297 AVERAGE 2 7296.70 42.93 54.00 -11.07 31.79 36.30 8.88 34.04 100 297 AVERAGE	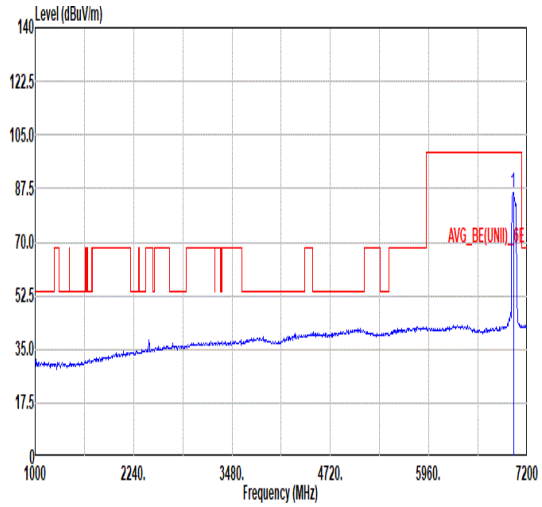 Freq Level Limit Line Margin Read Level Ant Factor Cable Loss Preamp Factor APos TPos Remark MHz dBuV/m dBuV/m dB dBuV dB/m dB dB cm deg 1 7025.00 86.30 ------ ------ 75.03 36.30 8.80 33.83 100 297 AVERAGE

Mode	56	
	Band Edge	
	U-NII-8_6.875-7.125_802.11be EHT80_CH215_Puncturing 20M ❶_7025MHz	
ANT	CDD 6+17	
Pol.	Vertical	Fundamental
Peak	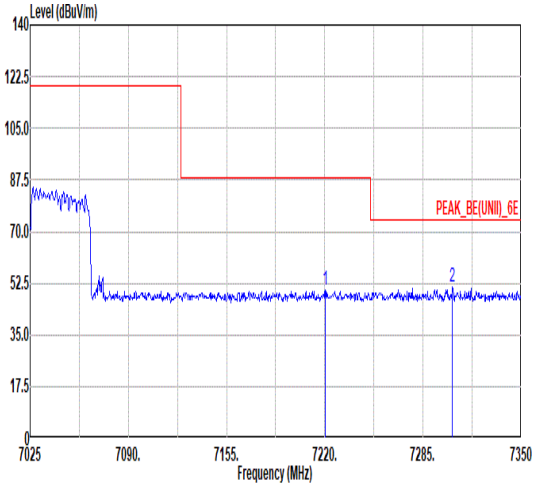 Freq Level Limit Line Margin Read Level Ant Factor Cable Loss Preamp Factor APos TPos Remark MHz dBuV/m dBuV/m dB dBuV dB/m dB dB cm deg 1 7220.33 50.05 88.20 -38.15 39.09 36.30 8.64 33.98 237 99 PEAK 2 7304.50 51.46 74.00 -22.54 40.30 36.30 8.91 34.05 237 99 PEAK	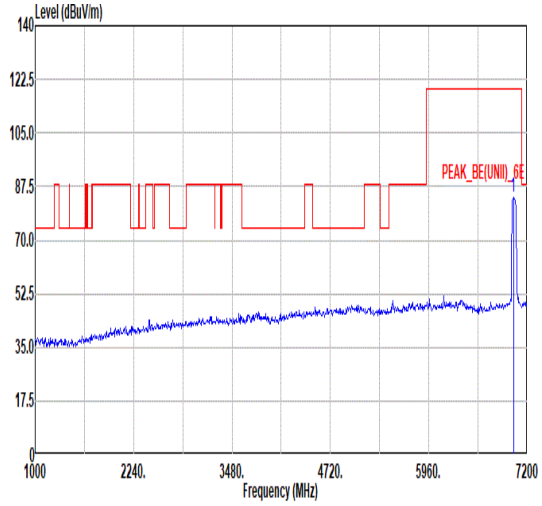 Freq Level Limit Line Margin Read Level Ant Factor Cable Loss Preamp Factor APos TPos Remark MHz dBuV/m dBuV/m dB dBuV dB/m dB dB cm deg 1 7025.00 84.09 ------ ------ 72.80 36.30 8.81 33.82 237 99 PEAK
Avg	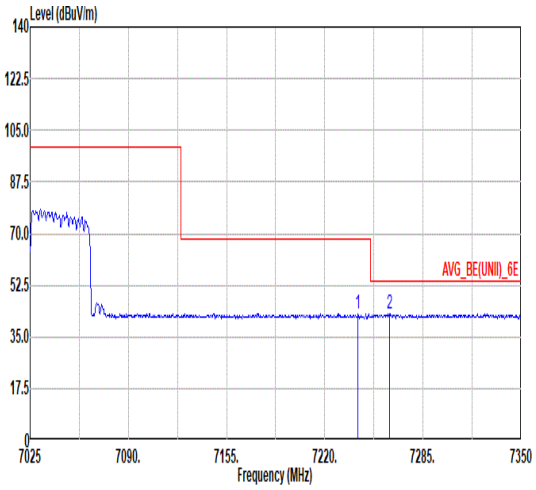 Freq Level Limit Line Margin Read Level Ant Factor Cable Loss Preamp Factor APos TPos Remark MHz dBuV/m dBuV/m dB dBuV dB/m dB dB cm deg 1 7242.10 42.89 68.20 -25.31 31.88 36.30 8.71 34.00 237 99 AVERAGE 2 7262.90 42.89 54.00 -11.11 31.82 36.30 8.78 34.01 237 99 AVERAGE	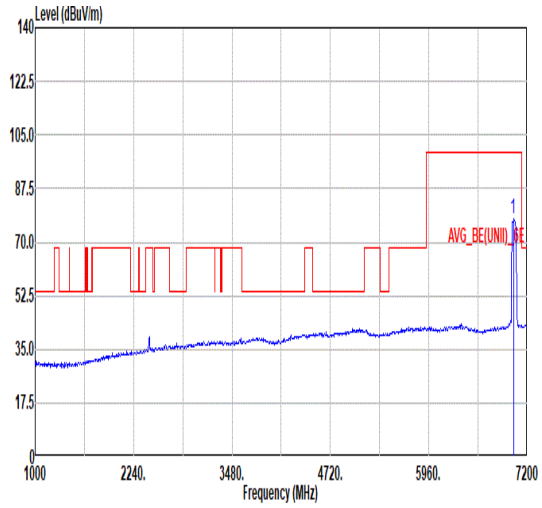 Freq Level Limit Line Margin Read Level Ant Factor Cable Loss Preamp Factor APos TPos Remark MHz dBuV/m dBuV/m dB dBuV dB/m dB dB cm deg 1 7025.00 77.52 ------ ------ 66.25 36.30 8.80 33.83 237 99 AVERAGE

Mode	57	
	Band Edge	
	U-NII-5_5.925-6.425_802.11be EHT160_CH15_Puncturing 40M ❹ 6025MHz	
ANT	CDD 6+17	
Pol.	Horizontal	Fundamental
Peak	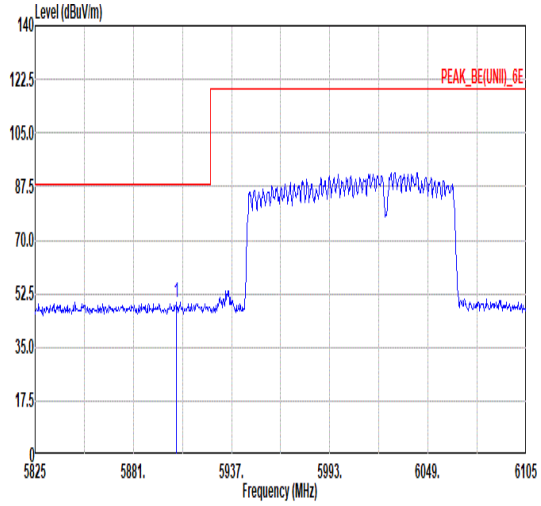 Freq Level Limit Line Margin Read Level Ant Factor Cable Loss Preamp Factor APos TPos Remark MHz dBuV/m dBuV/m dB dBuV dB/m dB dB cm deg 1 5905.64 49.78 88.20 -38.42 38.96 34.93 8.81 32.92 227 130 PEAK	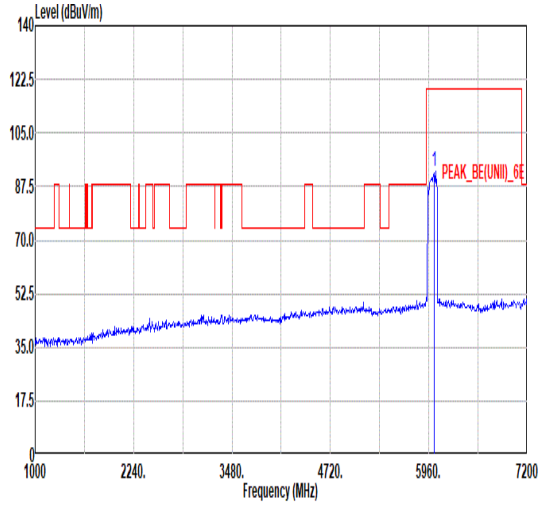 Freq Level Limit Line Margin Read Level Ant Factor Cable Loss Preamp Factor APos TPos Remark MHz dBuV/m dBuV/m dB dBuV dB/m dB dB cm deg 1 6025.00 92.22 ------ ------ 81.18 35.15 8.96 33.07 227 130 PEAK
Avg	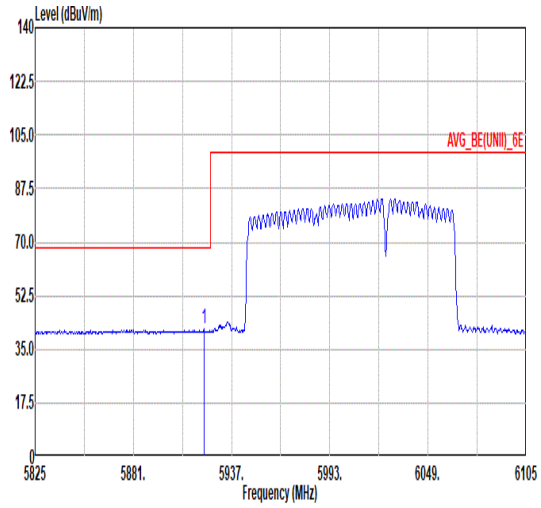 Freq Level Limit Line Margin Read Level Ant Factor Cable Loss Preamp Factor APos TPos Remark MHz dBuV/m dBuV/m dB dBuV dB/m dB dB cm deg 1 5921.32 41.59 68.20 -26.61 30.77 34.96 8.79 32.93 227 130 AVERAGE	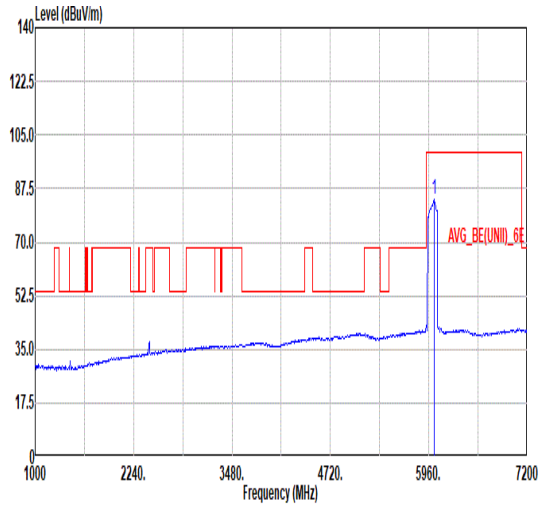 Freq Level Limit Line Margin Read Level Ant Factor Cable Loss Preamp Factor APos TPos Remark MHz dBuV/m dBuV/m dB dBuV dB/m dB dB cm deg 1 6025.00 83.76 ------ ------ 72.80 35.13 8.86 33.03 227 130 AVERAGE

Mode	57	
	Band Edge	
	U-NII-5_5.925-6.425_802.11be EHT160_CH15_Puncturing 40M ❹ 6025MHz	
ANT	CDD 6+17	
Pol.	Vertical	Fundamental
Peak	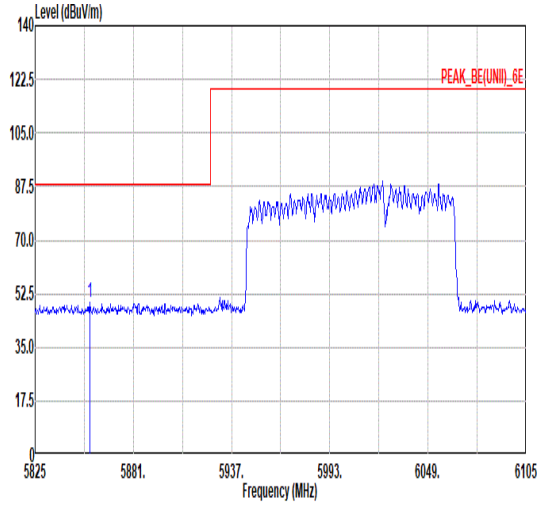 Freq Level Limit Line Margin Read Level Ant Factor Cable Loss Preamp Factor APos TPos Remark MHz dBuV/m dBuV/m dB dBuV dB/m dB dB cm deg 1 5856.36 49.91 88.20 -38.29 39.08 34.84 8.87 32.88 115 339 PEAK	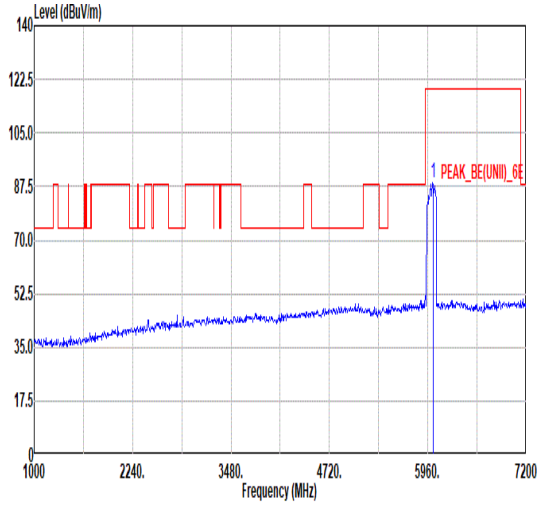 Freq Level Limit Line Margin Read Level Ant Factor Cable Loss Preamp Factor APos TPos Remark MHz dBuV/m dBuV/m dB dBuV dB/m dB dB cm deg 1 6025.00 88.61 ------ ------ 77.68 35.12 8.83 33.02 115 339 PEAK
Avg	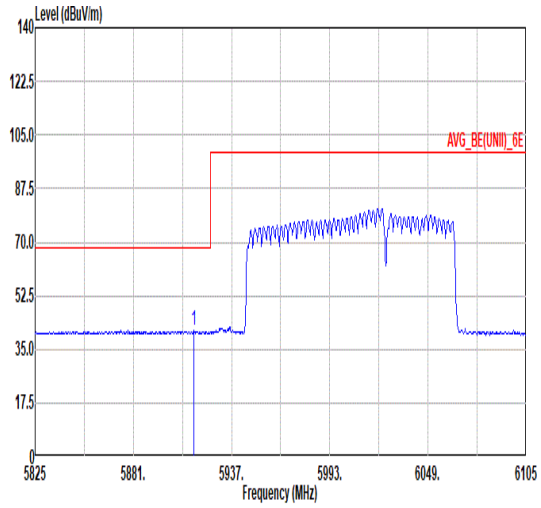 Freq Level Limit Line Margin Read Level Ant Factor Cable Loss Preamp Factor APos TPos Remark MHz dBuV/m dBuV/m dB dBuV dB/m dB dB cm deg 1 5915.44 41.03 68.20 -27.17 30.21 34.95 8.80 32.93 115 339 AVERAGE	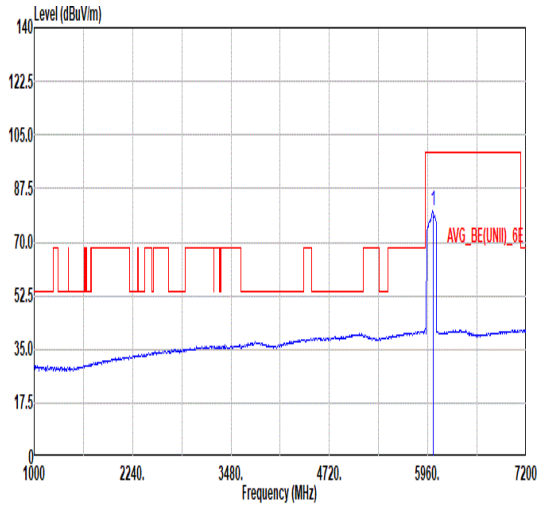 Freq Level Limit Line Margin Read Level Ant Factor Cable Loss Preamp Factor APos TPos Remark MHz dBuV/m dBuV/m dB dBuV dB/m dB dB cm deg 1 6025.00 80.45 ------ ------ 69.52 35.12 8.83 33.02 115 339 AVERAGE

Mode	58	
	Band Edge	
	U-NII-8_6.875-7.125_802.11be EHT160_CH207_Puncturing 40M ❶ 6985MHz	
ANT	CDD 6+17	
Pol.	Horizontal	Fundamental
Peak	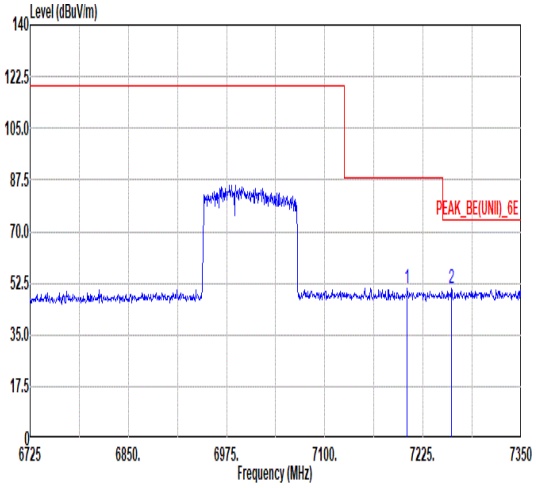 Freq Level Limit Line Margin Read Level Ant Factor Cable Loss Preamp Factor APos TPos Remark MHz dBuV/m dBuV/m dB dBuV dB/m dB dB cm deg 1 7205.00 50.66 88.20 -37.54 39.74 36.30 8.59 33.97 261 136 PEAK 2 7261.25 50.73 74.00 -23.27 39.67 36.30 8.77 34.01 261 136 PEAK	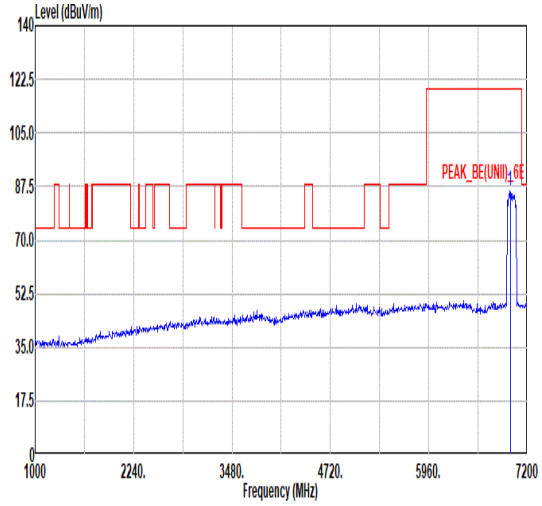 Freq Level Limit Line Margin Read Level Ant Factor Cable Loss Preamp Factor APos TPos Remark MHz dBuV/m dBuV/m dB dBuV dB/m dB dB cm deg 1 6985.00 85.99 ------ ------ 74.68 36.27 8.84 33.80 261 136 PEAK
Avg	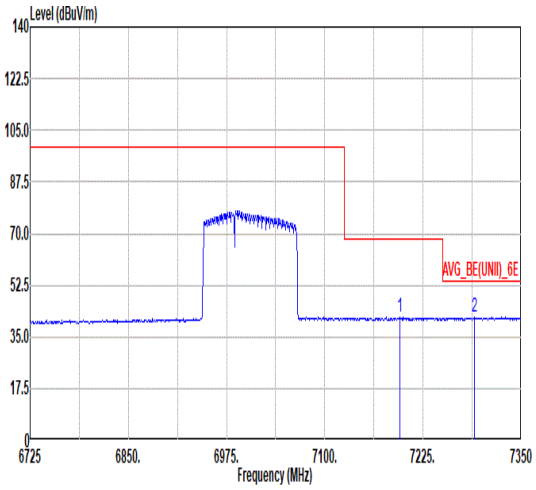 Freq Level Limit Line Margin Read Level Ant Factor Cable Loss Preamp Factor APos TPos Remark MHz dBuV/m dBuV/m dB dBuV dB/m dB dB cm deg 1 7195.63 41.71 68.20 -26.49 30.78 36.30 8.59 33.96 261 136 AVERAGE 2 7290.63 41.83 54.00 -12.17 30.71 36.30 8.86 34.04 261 136 AVERAGE	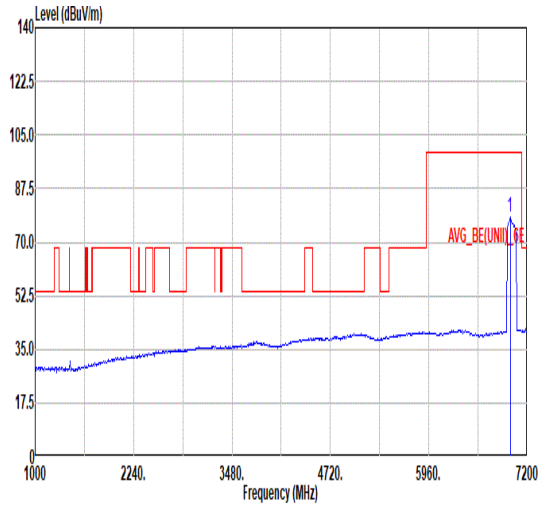 Freq Level Limit Line Margin Read Level Ant Factor Cable Loss Preamp Factor APos TPos Remark MHz dBuV/m dBuV/m dB dBuV dB/m dB dB cm deg 1 6985.00 78.02 ------ ------ 66.70 36.28 8.84 33.80 261 136 AVERAGE

Mode	58	
	Band Edge	
	U-NII-8_6.875-7.125_802.11be EHT160_CH207_Puncturing 40M ❶_6985MHz	
ANT	CDD 6+17	
Pol.	Vertical	Fundamental
Peak	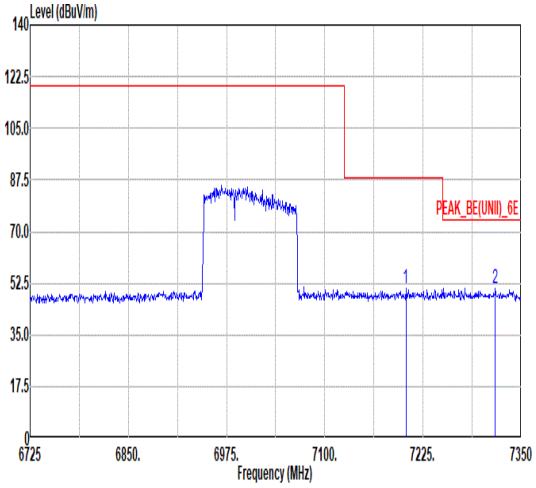 Freq Level Limit Line Margin Read Level Ant Factor Cable Loss Preamp Factor APos TPos Remark MHz dBuV/m dBuV/m dB dBuV dB/m dB dB cm deg 1 7203.13 50.52 88.20 -37.68 39.59 36.30 8.59 33.96 132 344 PEAK 2 7316.88 50.59 74.00 -23.41 39.40 36.30 8.95 34.06 132 344 PEAK	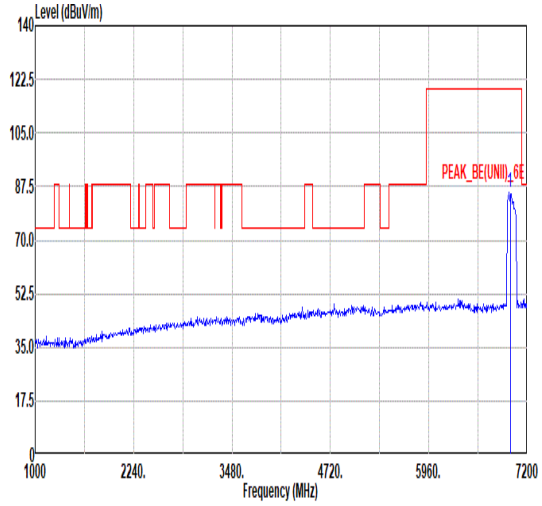 Freq Level Limit Line Margin Read Level Ant Factor Cable Loss Preamp Factor APos TPos Remark MHz dBuV/m dBuV/m dB dBuV dB/m dB dB cm deg 1 6985.00 85.59 ------ ------ 74.29 36.26 8.84 33.80 132 344 PEAK
Avg	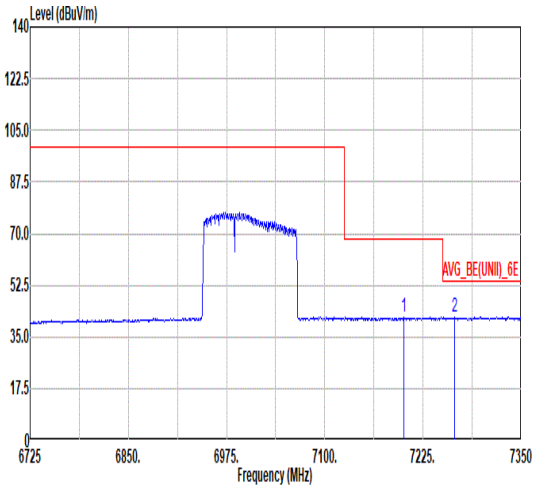 Freq Level Limit Line Margin Read Level Ant Factor Cable Loss Preamp Factor APos TPos Remark MHz dBuV/m dBuV/m dB dBuV dB/m dB dB cm deg 1 7200.63 41.57 68.20 -26.63 30.65 36.30 8.58 33.96 132 344 AVERAGE 2 7265.00 41.67 54.00 -12.33 30.60 36.30 8.78 34.01 132 344 AVERAGE	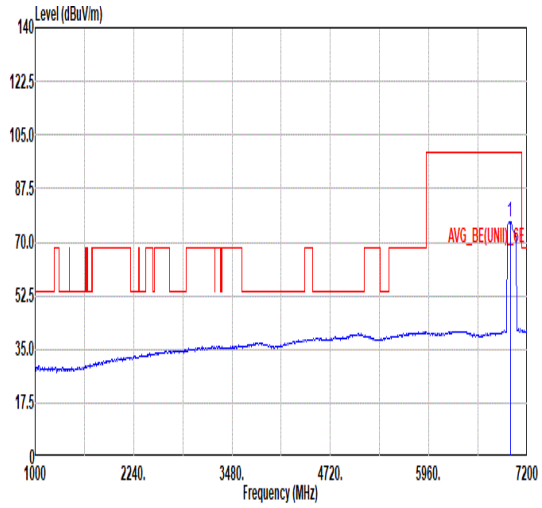 Freq Level Limit Line Margin Read Level Ant Factor Cable Loss Preamp Factor APos TPos Remark MHz dBuV/m dBuV/m dB dBuV dB/m dB dB cm deg 1 6985.00 76.53 ------ ------ 65.20 36.29 8.84 33.80 132 344 AVERAGE

Mode	59	
	Band Edge	
	U-NII-5_5.925-6.425_802.11be EHT160_CH15_Puncturing 20M ❽_6025MHz	
ANT	CDD 6+17	
Pol.	Horizontal	Fundamental
Peak	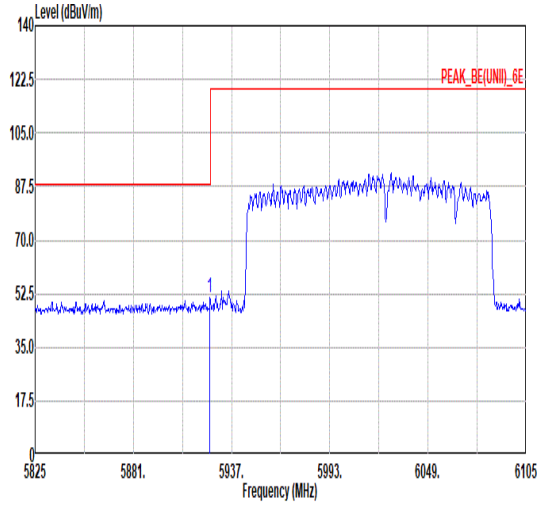 Freq Level Limit Line Margin Read Level Ant Factor Cable Loss Preamp Factor APos TPos Remark MHz dBuV/m dBuV/m dB dBuV dB/m dB dB cm deg 1 5924.68 51.12 88.20 -37.08 40.29 34.97 8.79 32.93 261 135 PEAK	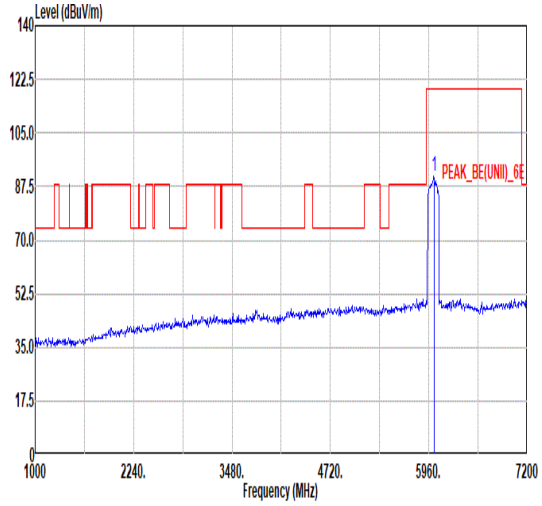 Freq Level Limit Line Margin Read Level Ant Factor Cable Loss Preamp Factor APos TPos Remark MHz dBuV/m dBuV/m dB dBuV dB/m dB dB cm deg 1 6025.00 90.69 ------ ------ 79.76 35.12 8.83 33.02 261 135 PEAK
Avg	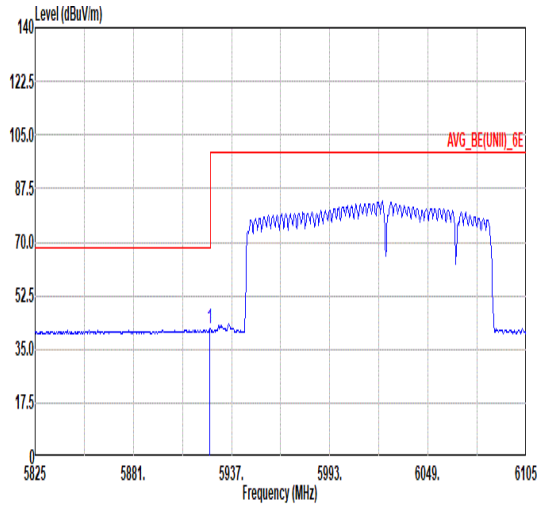 Freq Level Limit Line Margin Read Level Ant Factor Cable Loss Preamp Factor APos TPos Remark MHz dBuV/m dBuV/m dB dBuV dB/m dB dB cm deg 1 5924.68 41.81 68.20 -26.39 30.98 34.97 8.79 32.93 261 135 AVERAGE	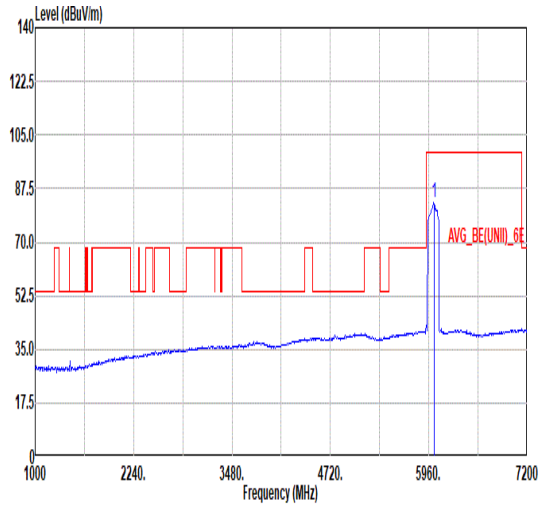 Freq Level Limit Line Margin Read Level Ant Factor Cable Loss Preamp Factor APos TPos Remark MHz dBuV/m dBuV/m dB dBuV dB/m dB dB cm deg 1 6025.00 82.84 ------ ------ 71.91 35.12 8.83 33.02 261 135 AVERAGE

Mode	59	
	Band Edge	
	U-NII-5_5.925-6.425_802.11be EHT160_CH15_Puncturing 20M ❽ 6025MHz	
ANT	CDD 6+17	
Pol.	Vertical	Fundamental
Peak	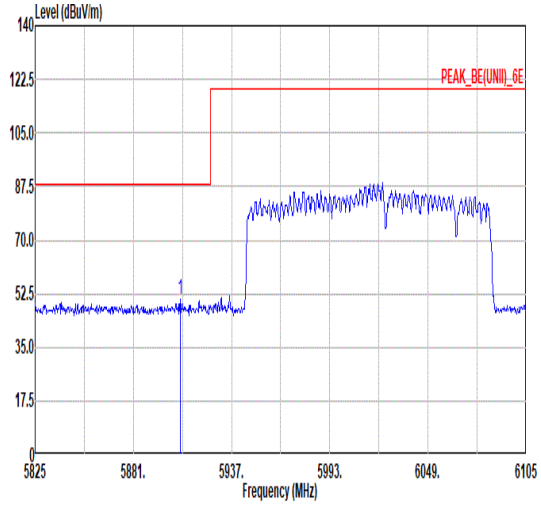 Freq Level Limit Line Margin Read Level Ant Factor Cable Loss Preamp Factor APos TPos Remark MHz dBuV/m dBuV/m dB dBuV dB/m dB dB cm deg 1 5907.60 50.82 88.20 -37.38 40.00 34.93 8.81 32.92 127 340 PEAK	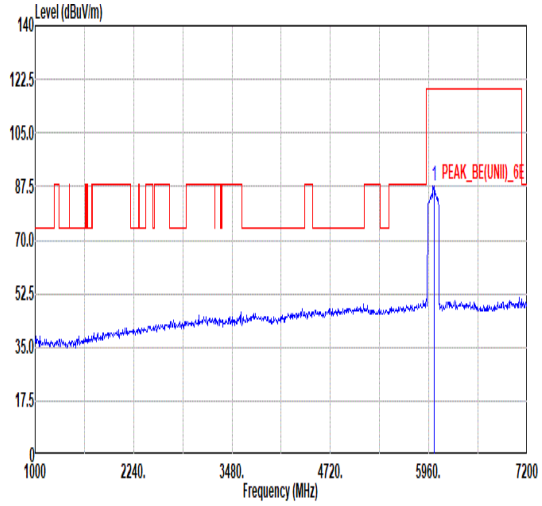 Freq Level Limit Line Margin Read Level Ant Factor Cable Loss Preamp Factor APos TPos Remark MHz dBuV/m dBuV/m dB dBuV dB/m dB dB cm deg 1 6025.00 87.77 ------ ------ 76.88 35.11 8.78 33.00 127 340 PEAK
Avg	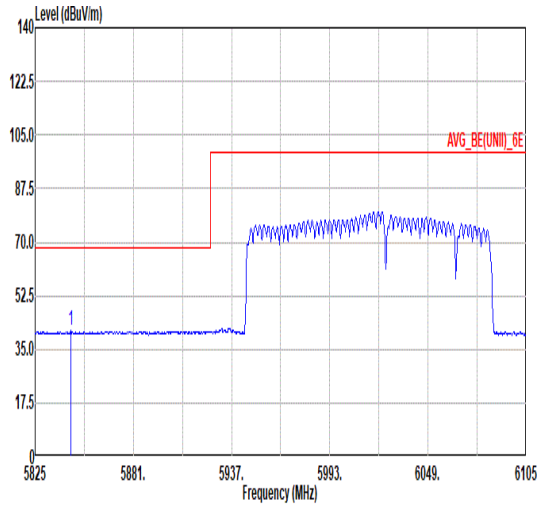 Freq Level Limit Line Margin Read Level Ant Factor Cable Loss Preamp Factor APos TPos Remark MHz dBuV/m dBuV/m dB dBuV dB/m dB dB cm deg 1 5845.16 40.99 68.20 -27.21 30.16 34.82 8.88 32.87 127 340 AVERAGE	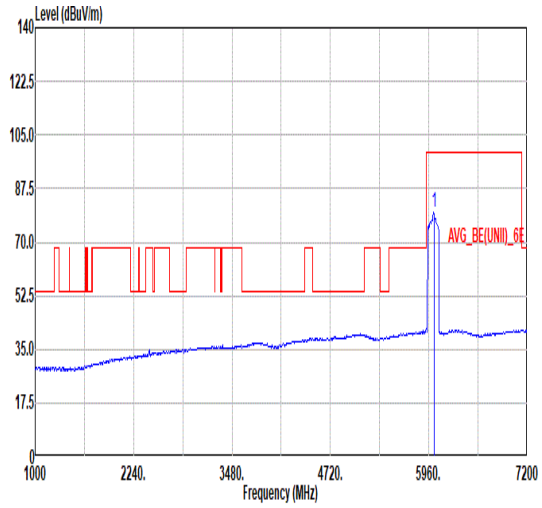 Freq Level Limit Line Margin Read Level Ant Factor Cable Loss Preamp Factor APos TPos Remark MHz dBuV/m dBuV/m dB dBuV dB/m dB dB cm deg 1 6025.00 79.56 ------ ------ 68.63 35.12 8.83 33.02 127 340 AVERAGE

Mode	60	
	Band Edge	
	U-NII-8_6.875-7.125_802.11be EHT160_CH207_Puncturing 20M ❶_6985MHz	
ANT	CDD 6+17	
Pol.	Horizontal	Fundamental
Peak	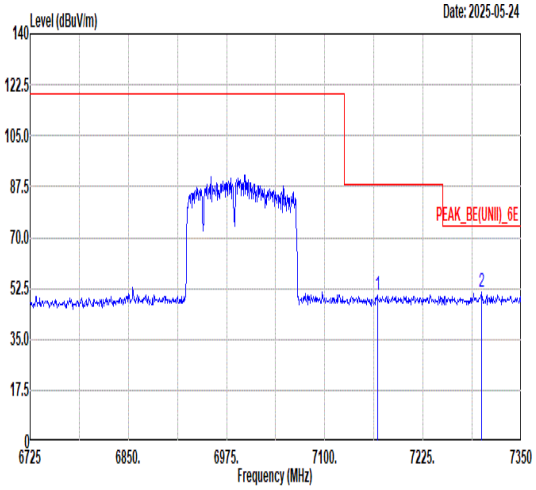 Freq Level Limit Line Margin Read Level Ant Factor Cable Loss Preamp Factor APos TPos Remark MHz dBuV/m dBuV/m dB dBuV dB/m dB dB cm deg 1 7166.88 50.45 88.20 -37.75 39.46 36.30 8.63 33.94 101 299 PEAK 2 7300.00 51.03 74.00 -22.97 39.88 36.30 8.89 34.04 101 299 PEAK	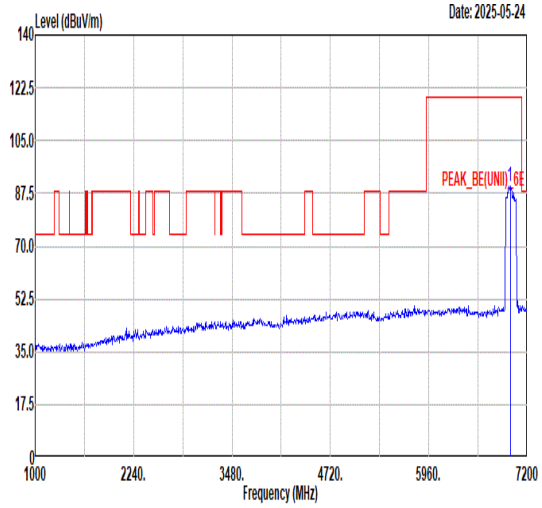 Freq Level Limit Line Margin Read Level Ant Factor Cable Loss Preamp Factor APos TPos Remark MHz dBuV/m dBuV/m dB dBuV dB/m dB dB cm deg 1 6985.00 90.02 ------ ------ 78.70 36.28 8.84 33.80 101 299 PEAK
Avg	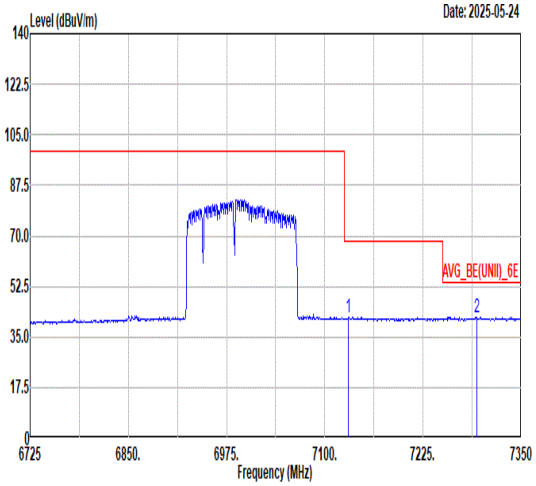 Freq Level Limit Line Margin Read Level Ant Factor Cable Loss Preamp Factor APos TPos Remark MHz dBuV/m dBuV/m dB dBuV dB/m dB dB cm deg 1 7130.00 41.96 68.20 -26.24 30.90 36.30 8.67 33.91 101 299 AVERAGE 2 7293.75 41.96 54.00 -12.04 30.83 36.30 8.87 34.04 101 299 Average	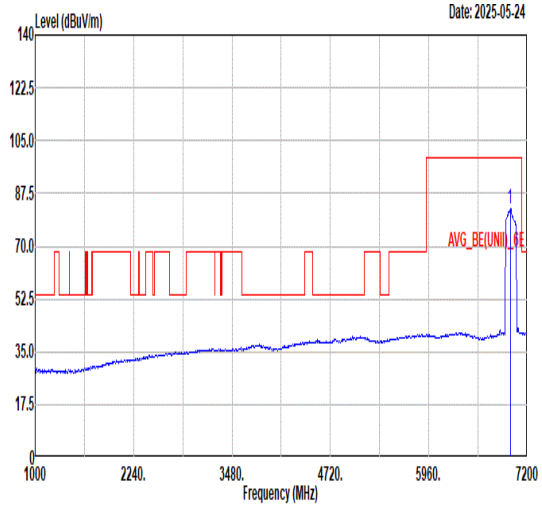 Freq Level Limit Line Margin Read Level Ant Factor Cable Loss Preamp Factor APos TPos Remark MHz dBuV/m dBuV/m dB dBuV dB/m dB dB cm deg 1 6985.00 82.46 ------ ------ 71.14 36.28 8.84 33.80 101 299 AVERAGE

Mode	60	
	Band Edge	
	U-NII-8_6.875-7.125_802.11be EHT160_CH207_Puncturing 20M ❶_6985MHz	
ANT	CDD 6+17	
Pol.	Vertical	Fundamental
Peak	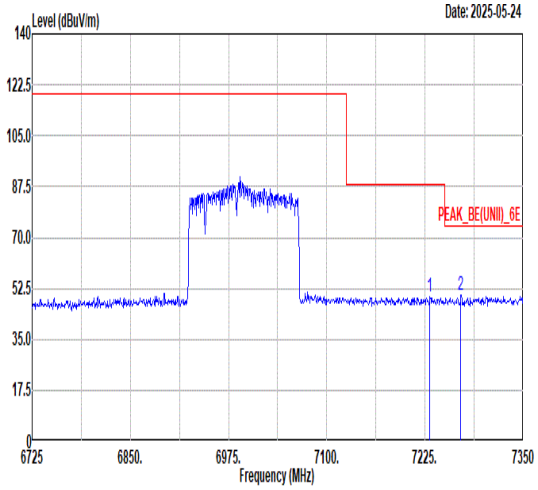 Freq Level Limit Line Margin Read Level Ant Factor Cable Loss Preamp Factor APos TPos Remark MHz dBuV/m dBuV/m dB dBuV dB/m dB dB cm deg 1 7231.25 49.66 88.20 -38.54 38.67 36.30 8.68 33.99 129 331 PEAK 2 7270.63 50.34 74.00 -23.66 39.26 36.30 8.80 34.02 129 331 PEAK	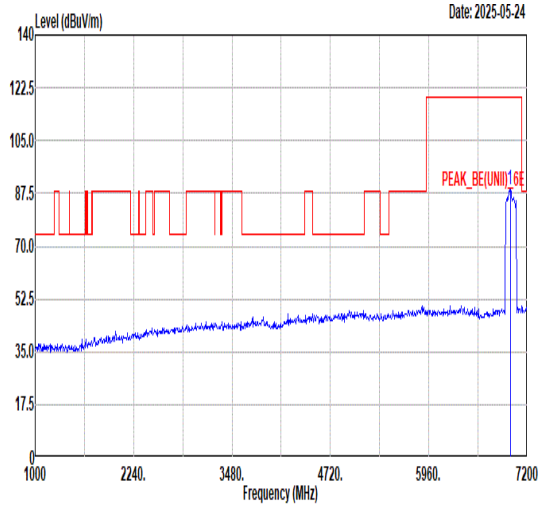 Freq Level Limit Line Margin Read Level Ant Factor Cable Loss Preamp Factor APos TPos Remark MHz dBuV/m dBuV/m dB dBuV dB/m dB dB cm deg 1 6985.00 88.89 ------ ------ 77.57 36.28 8.84 33.80 129 331 PEAK
Avg	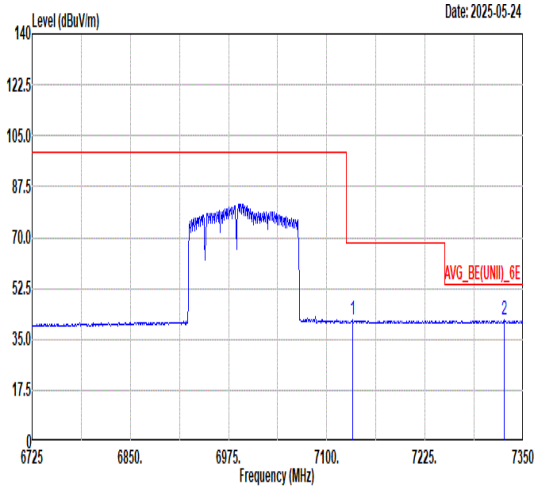 Freq Level Limit Line Margin Read Level Ant Factor Cable Loss Preamp Factor APos TPos Remark MHz dBuV/m dBuV/m dB dBuV dB/m dB dB cm deg 1 7132.50 41.84 68.20 -26.36 30.78 36.30 8.67 33.91 129 331 AVERAGE 2 7325.63 41.62 54.00 -12.38 30.40 36.30 8.98 34.06 129 331 AVERAGE	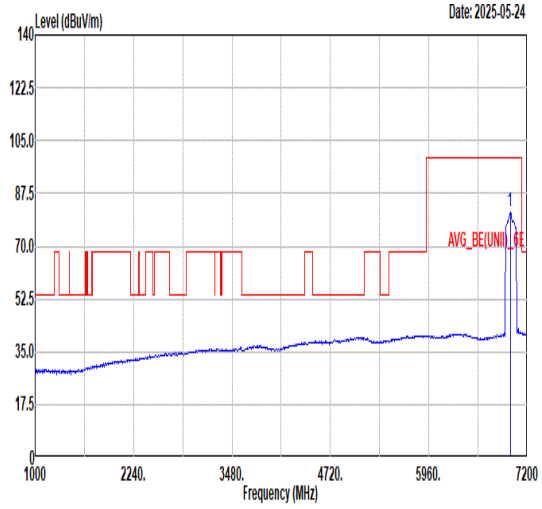 Freq Level Limit Line Margin Read Level Ant Factor Cable Loss Preamp Factor APos TPos Remark MHz dBuV/m dBuV/m dB dBuV dB/m dB dB cm deg 1 6985.00 81.22 ------ ------ 69.90 36.28 8.84 33.80 129 331 AVERAGE

Mode	61	
	Band Edge	
	U-NII-5_5.925-6.425_802.11be EHT320_CH31_Puncturing 80M+40M ⑥_6105MHz	
ANT	CDD 6+17	
Pol.	Horizontal	Fundamental
Peak	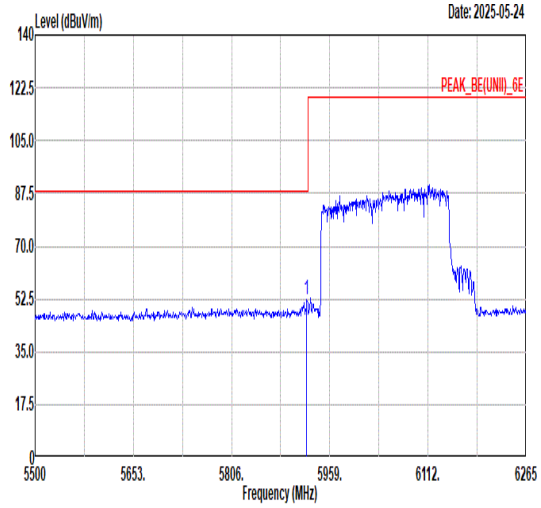 Freq Level Limit Line Margin Read Level Ant Factor Cable Loss Preamp Factor APos TPos Remark MHz dBuV/m dBuV/m dB dBuV dB/m dB dB cm deg 1 5923.05 52.39 88.20 -35.81 41.57 34.96 8.79 32.93 101 301 PEAK	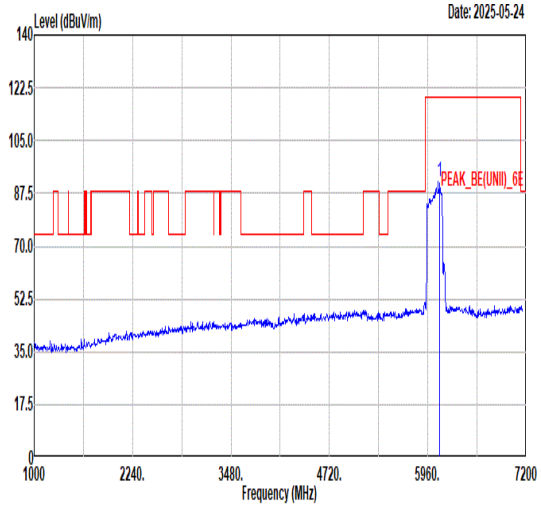 Freq Level Limit Line Margin Read Level Ant Factor Cable Loss Preamp Factor APos TPos Remark MHz dBuV/m dBuV/m dB dBuV dB/m dB dB cm deg 1 6105.00 91.34 ------ ------ 80.17 35.19 9.11 33.13 101 301 PEAK
Avg	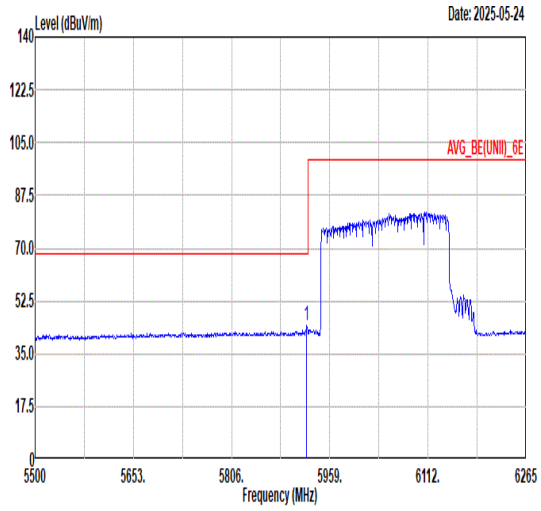 Freq Level Limit Line Margin Read Level Ant Factor Cable Loss Preamp Factor APos TPos Remark MHz dBuV/m dBuV/m dB dBuV dB/m dB dB cm deg 1 5923.05 44.59 68.20 -23.61 33.77 34.96 8.79 32.93 101 301 AVERAGE	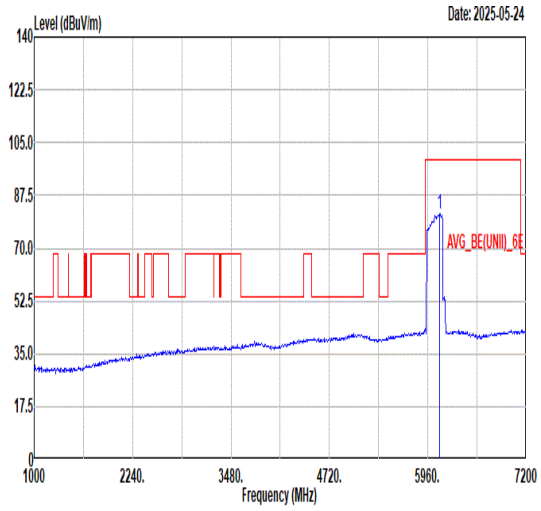 Freq Level Limit Line Margin Read Level Ant Factor Cable Loss Preamp Factor APos TPos Remark MHz dBuV/m dBuV/m dB dBuV dB/m dB dB cm deg 1 6105.00 81.48 ------ ------ 70.23 35.21 9.21 33.17 101 301 AVERAGE

Mode	61	
	Band Edge	
	U-NII-5_5.925-6.425_802.11be EHT320_CH31_Puncturing 80M+40M ⑥_6105MHz	
ANT	CDD 6+17	
Pol.	Vertical	Fundamental
Peak	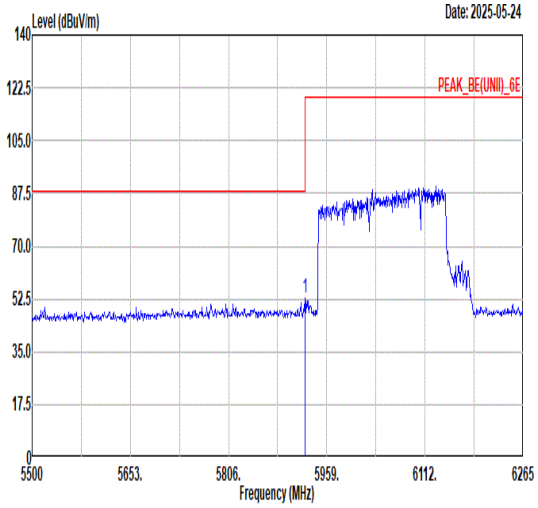 Freq Level Limit Line Margin Read Level Ant Factor Cable Loss Preamp Factor APos TPos Remark MHz dBuV/m dBuV/m dB dBuV dB/m dB dB cm deg 1 5924.58 52.94 88.20 -35.26 42.11 34.97 8.79 32.93 206 334 PEAK	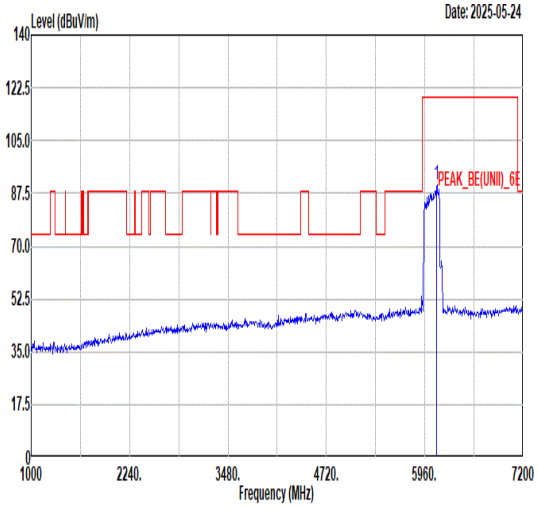 Freq Level Limit Line Margin Read Level Ant Factor Cable Loss Preamp Factor APos TPos Remark MHz dBuV/m dBuV/m dB dBuV dB/m dB dB cm deg 1 6105.00 90.17 ------ ------ 78.92 35.21 9.21 33.17 206 334 PEAK
Avg	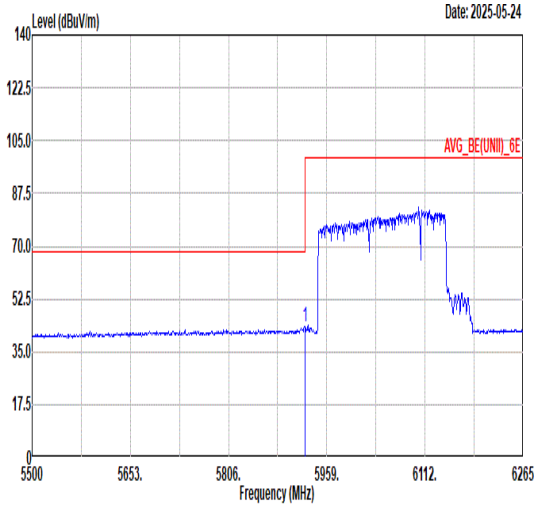 Freq Level Limit Line Margin Read Level Ant Factor Cable Loss Preamp Factor APos TPos Remark MHz dBuV/m dBuV/m dB dBuV dB/m dB dB cm deg 1 5924.58 43.44 68.20 -24.76 32.61 34.97 8.79 32.93 206 334 AVERAGE	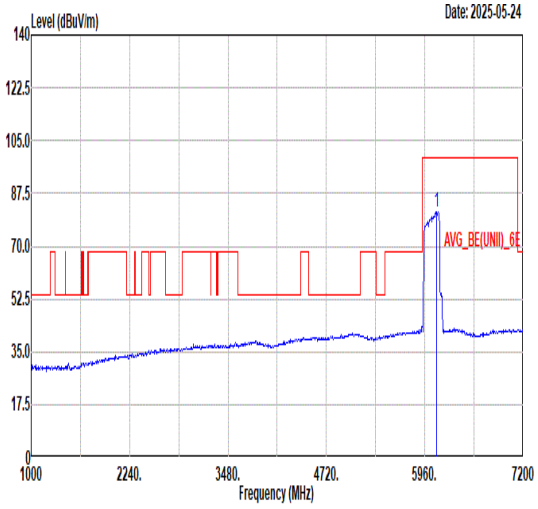 Freq Level Limit Line Margin Read Level Ant Factor Cable Loss Preamp Factor APos TPos Remark MHz dBuV/m dBuV/m dB dBuV dB/m dB dB cm deg 1 6105.00 81.50 ------ ------ 70.27 35.21 9.18 33.16 206 334 AVERAGE

Mode	62
	Band Edge
	U-NII-8_6.875-7.125_802.11be EHT320_CH191_Puncturing 80M+40M ⑦_6905MHz
ANT	CDD 6+17

Pol.	Horizontal	Fundamental
Peak	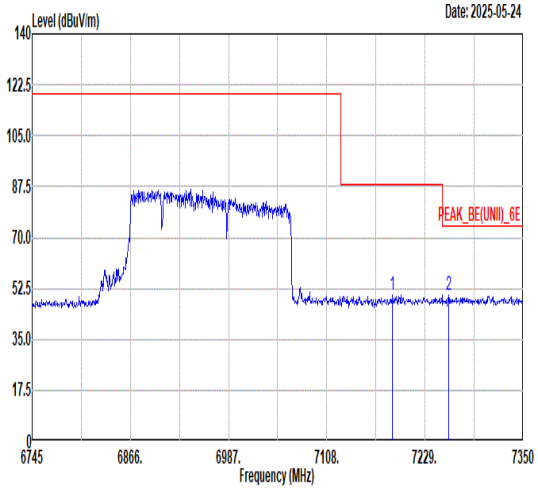 Freq Level Limit Line Margin Read Level Ant Factor Cable Loss Preamp Factor APos TPos Remark MHz dBuV/m dBuV/m dB dBuV dB/m dB dB cm deg 1 7188.47 50.32 88.20 -37.88 39.37 36.30 8.60 33.95 100 295 PEAK 2 7258.04 50.29 74.00 -23.71 39.24 36.30 8.76 34.01 100 295 PEAK	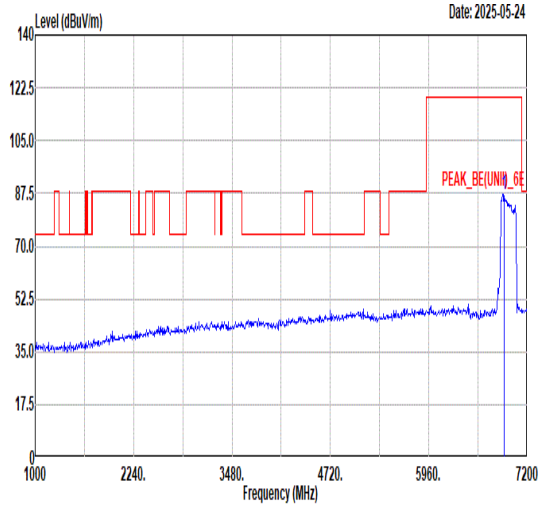 Freq Level Limit Line Margin Read Level Ant Factor Cable Loss Preamp Factor APos TPos Remark MHz dBuV/m dBuV/m dB dBuV dB/m dB dB cm deg 1 6905.00 87.04 ------ ------ 75.85 36.15 8.84 33.80 100 295 PEAK
Avg	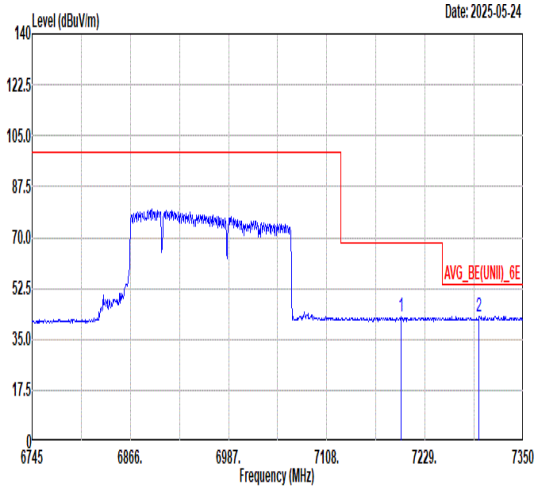 Freq Level Limit Line Margin Read Level Ant Factor Cable Loss Preamp Factor APos TPos Remark MHz dBuV/m dBuV/m dB dBuV dB/m dB dB cm deg 1 7199.36 42.74 68.20 -25.46 31.82 36.30 8.58 33.96 100 295 AVERAGE 2 7295.55 43.02 54.00 -10.98 31.88 36.30 8.88 34.04 100 295 AVERAGE	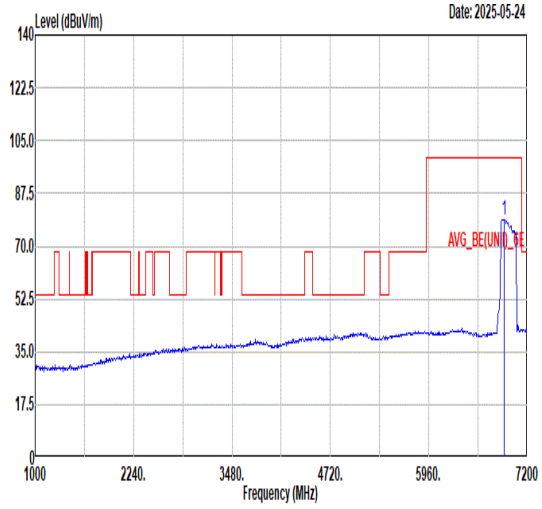 Freq Level Limit Line Margin Read Level Ant Factor Cable Loss Preamp Factor APos TPos Remark MHz dBuV/m dBuV/m dB dBuV dB/m dB dB cm deg 1 6905.00 78.96 ------ ------ 67.78 36.14 8.84 33.80 100 295 AVERAGE

Mode	62	
	Band Edge	
	U-NII-8_6.875-7.125_802.11be EHT320_CH191_Puncturing 80M+40M ⑦_6905MHz	
ANT	CDD 6+17	
Pol.	Vertical	Fundamental
Peak	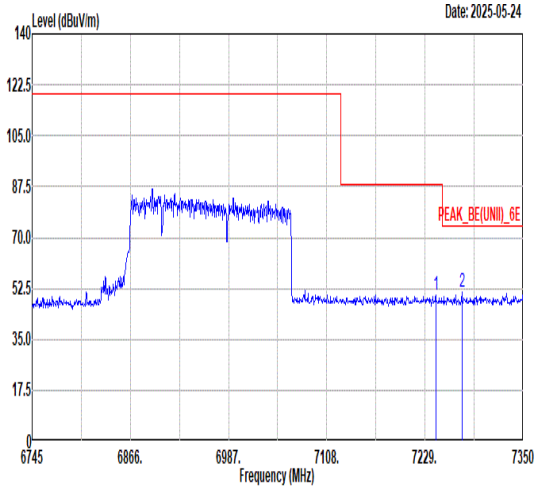 Freq Level Limit Line Margin Read Level Ant Factor Cable Loss Preamp Factor APos TPos Remark MHz dBuV/m dBuV/m dB dBuV dB/m dB dB cm deg 1 7242.31 50.38 88.20 -37.82 39.37 36.30 8.71 34.00 219 342 PEAK 2 7274.38 50.99 74.00 -23.01 39.90 36.30 8.81 34.02 219 342 PEAK	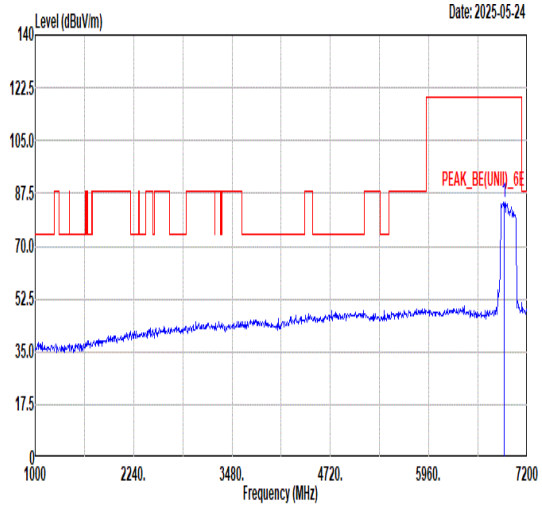 Freq Level Limit Line Margin Read Level Ant Factor Cable Loss Preamp Factor APos TPos Remark MHz dBuV/m dBuV/m dB dBuV dB/m dB dB cm deg 1 6905.00 84.67 ------ ------ 73.48 36.15 8.84 33.80 219 342 PEAK
Avg	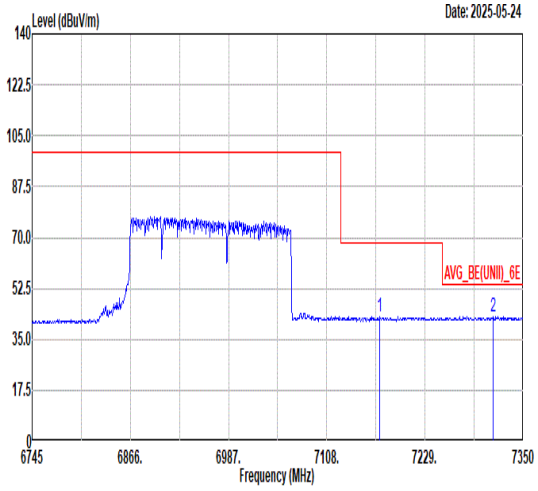 Freq Level Limit Line Margin Read Level Ant Factor Cable Loss Preamp Factor APos TPos Remark MHz dBuV/m dBuV/m dB dBuV dB/m dB dB cm deg 1 7173.34 42.81 68.20 -25.39 31.83 36.30 8.62 33.94 219 342 AVERAGE 2 7313.10 42.70 54.00 -11.30 31.51 36.30 8.94 34.05 219 342 AVERAGE	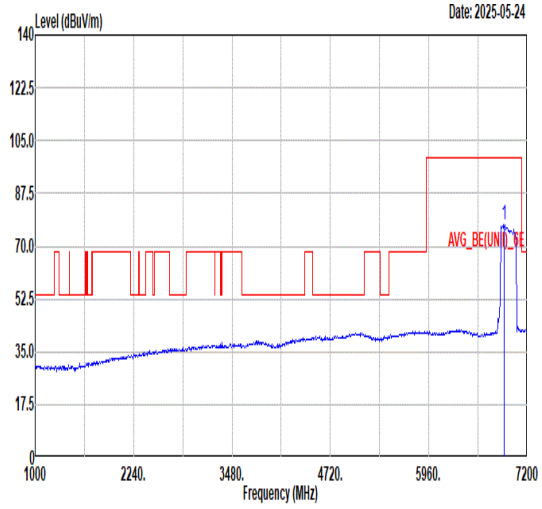 Freq Level Limit Line Margin Read Level Ant Factor Cable Loss Preamp Factor APos TPos Remark MHz dBuV/m dBuV/m dB dBuV dB/m dB dB cm deg 1 6905.00 77.36 ------ ------ 66.16 36.16 8.84 33.80 219 342 AVERAGE

Mode	63	
	Band Edge	
	U-NII-5_5.925-6.425_802.11be EHT320_CH31_Puncturing 80M ❹ 6105MHz	
ANT	CDD 6+17	
Pol.	Horizontal	Fundamental
Peak	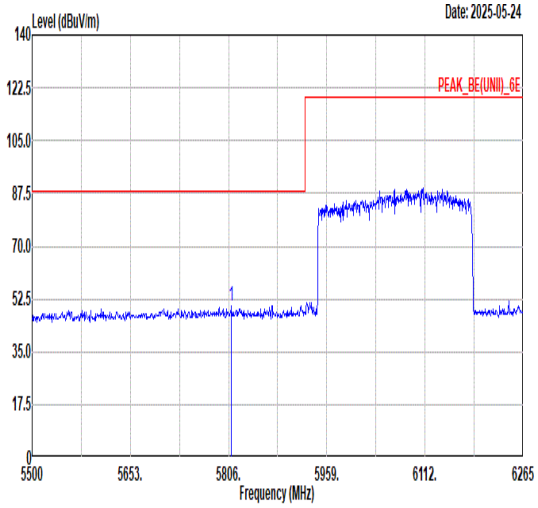 Freq Level Limit Line Margin Read Level Ant Factor Cable Loss Preamp Factor APos TPos Remark MHz dBuV/m dBuV/m dB dBuV dB/m dB dB cm deg 1 5810.59 50.22 88.20 -37.98 39.39 34.76 8.92 32.85 100 302 PEAK	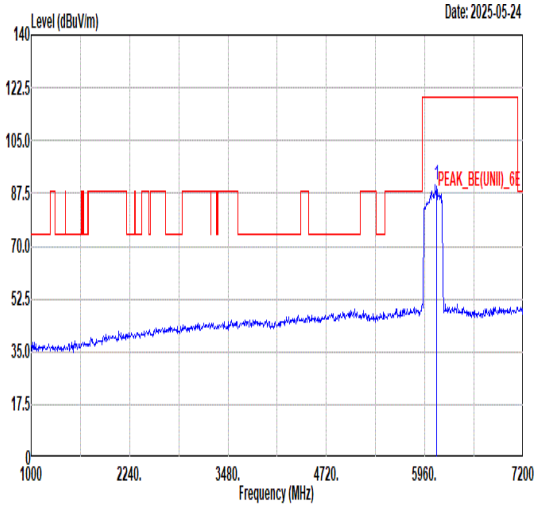 Freq Level Limit Line Margin Read Level Ant Factor Cable Loss Preamp Factor APos TPos Remark MHz dBuV/m dBuV/m dB dBuV dB/m dB dB cm deg 1 6105.00 90.22 ------ ------ 79.05 35.19 9.11 33.13 100 302 PEAK
Avg	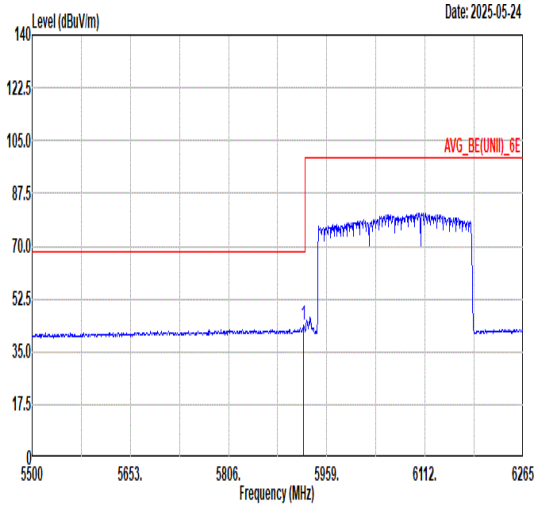 Freq Level Limit Line Margin Read Level Ant Factor Cable Loss Preamp Factor APos TPos Remark MHz dBuV/m dBuV/m dB dBuV dB/m dB dB cm deg 1 5922.28 44.00 68.20 -24.20 33.18 34.96 8.79 32.93 100 302 AVERAGE	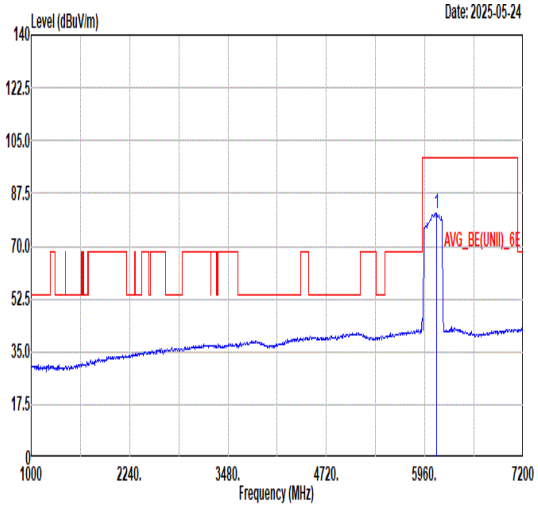 Freq Level Limit Line Margin Read Level Ant Factor Cable Loss Preamp Factor APos TPos Remark MHz dBuV/m dBuV/m dB dBuV dB/m dB dB cm deg 1 6105.00 80.89 ------ ------ 69.66 35.21 9.18 33.16 100 302 AVERAGE

Mode	63	
	Band Edge	
	U-NII-5_5.925-6.425_802.11be EHT320_CH31_Puncturing 80M ❹ 6105MHz	
ANT	CDD 6+17	
Pol.	Vertical	Fundamental
Peak	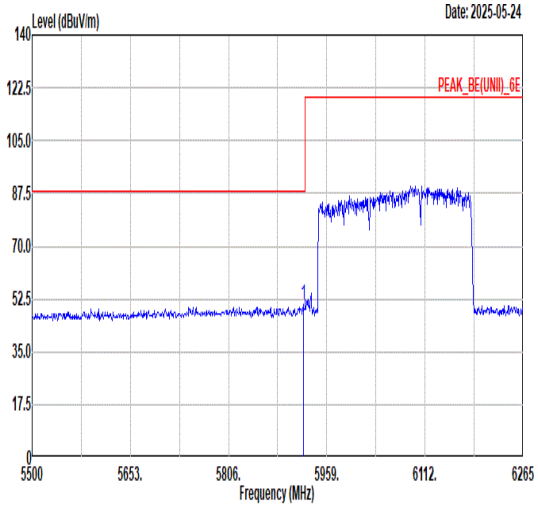 Freq Level Limit Line Margin Read Level Ant Factor Cable Loss Preamp Factor APos TPos Remark MHz dBuV/m dBuV/m dB dBuV dB/m dB dB cm deg 1 5922.28 50.46 88.20 -37.74 39.64 34.96 8.79 32.93 221 333 PEAK	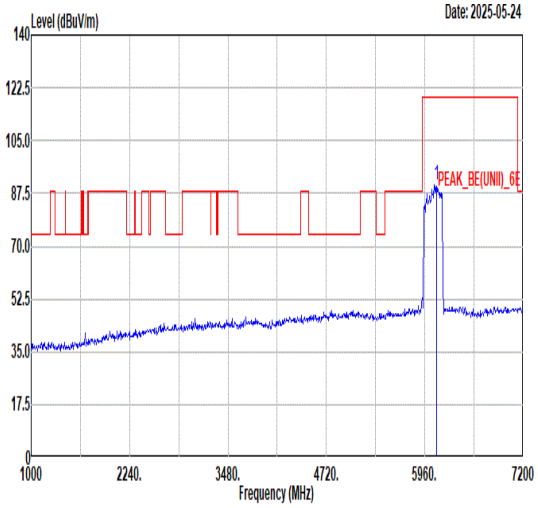 Freq Level Limit Line Margin Read Level Ant Factor Cable Loss Preamp Factor APos TPos Remark MHz dBuV/m dBuV/m dB dBuV dB/m dB dB cm deg 1 6105.00 90.09 ------ ------ 78.96 35.18 9.06 33.11 221 333 PEAK
Avg	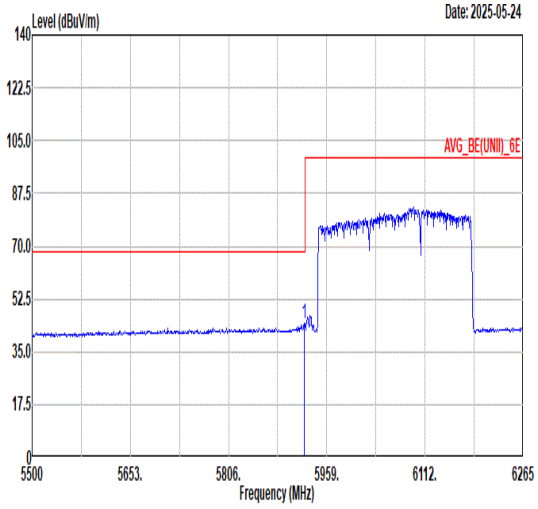 Freq Level Limit Line Margin Read Level Ant Factor Cable Loss Preamp Factor APos TPos Remark MHz dBuV/m dBuV/m dB dBuV dB/m dB dB cm deg 1 5923.81 44.47 68.20 -23.73 33.65 34.96 8.79 32.93 221 333 AVERAGE	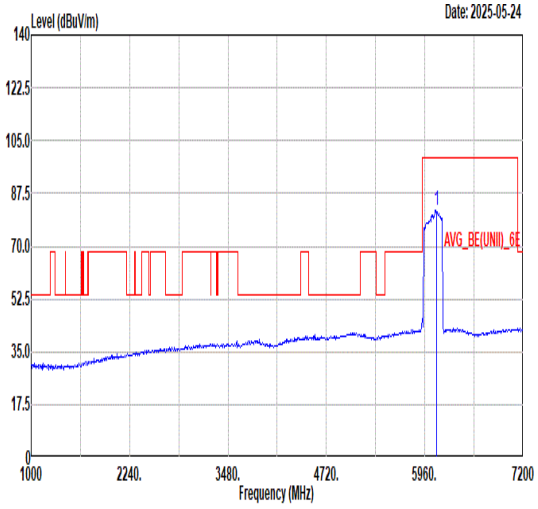 Freq Level Limit Line Margin Read Level Ant Factor Cable Loss Preamp Factor APos TPos Remark MHz dBuV/m dBuV/m dB dBuV dB/m dB dB cm deg 1 6105.00 81.97 ------ ------ 70.80 35.19 9.11 33.13 221 333 AVERAGE

Mode	64	
	Band Edge	
	U-NII-8_6.875-7.125_802.11be EHT320_CH191_Puncturing 80M ❶_6905MHz	
ANT	CDD 6+17	
Pol.	Horizontal	Fundamental
Peak	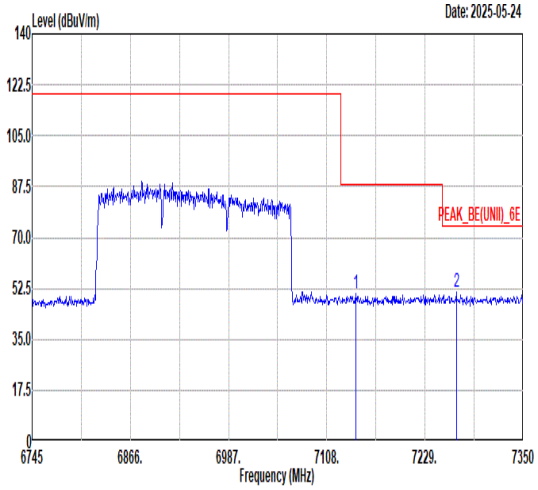 Freq Level Limit Line Margin Read Level Ant Factor Cable Loss Preamp Factor APos TPos Remark MHz dBuV/m dBuV/m dB dBuV dB/m dB dB cm deg 1 7143.70 50.56 88.20 -37.64 39.52 36.30 8.66 33.92 100 297 PEAK 2 7267.72 51.30 74.00 -22.70 40.23 36.30 8.79 34.02 100 297 PEAK	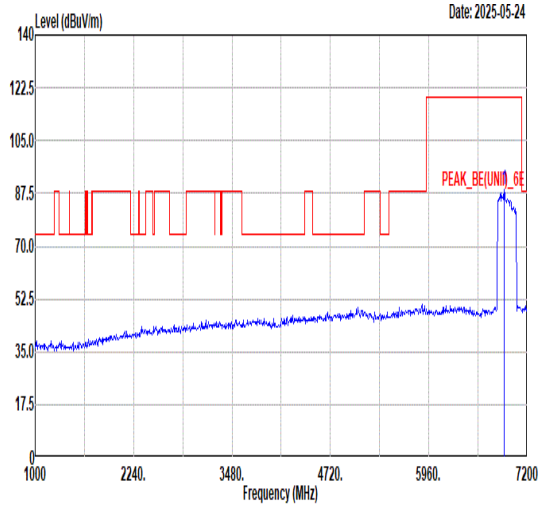 Freq Level Limit Line Margin Read Level Ant Factor Cable Loss Preamp Factor APos TPos Remark MHz dBuV/m dBuV/m dB dBuV dB/m dB dB cm deg 1 6905.00 88.55 ------ ------ 77.34 36.17 8.84 33.80 100 297 PEAK
Avg	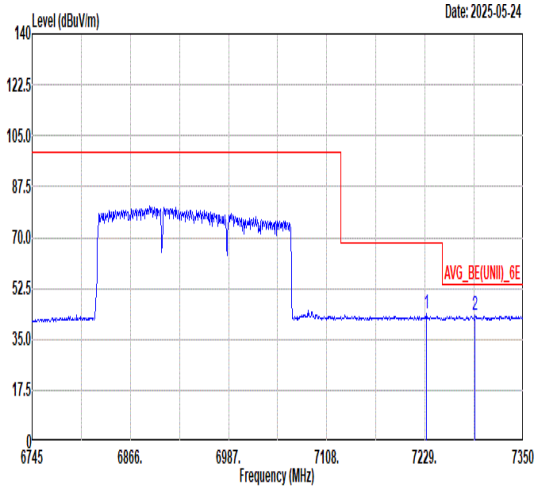 Freq Level Limit Line Margin Read Level Ant Factor Cable Loss Preamp Factor APos TPos Remark MHz dBuV/m dBuV/m dB dBuV dB/m dB dB cm deg 1 7230.82 43.59 68.20 -24.61 32.61 36.30 8.67 33.99 100 297 AVERAGE 2 7290.71 43.09 54.00 -10.91 31.96 36.30 8.87 34.04 100 297 AVERAGE	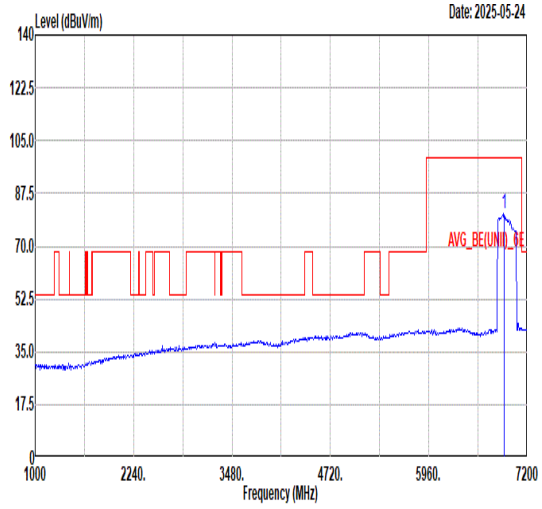 Freq Level Limit Line Margin Read Level Ant Factor Cable Loss Preamp Factor APos TPos Remark MHz dBuV/m dBuV/m dB dBuV dB/m dB dB cm deg 1 6905.00 80.57 ------ ------ 69.38 36.15 8.84 33.80 100 297 AVERAGE

Mode	64	
	Band Edge	
	U-NII-8_6.875-7.125_802.11be EHT320_CH191_Puncturing 80M ❶_6905MHz	
ANT	CDD 6+17	
Pol.	Vertical	Fundamental
Peak	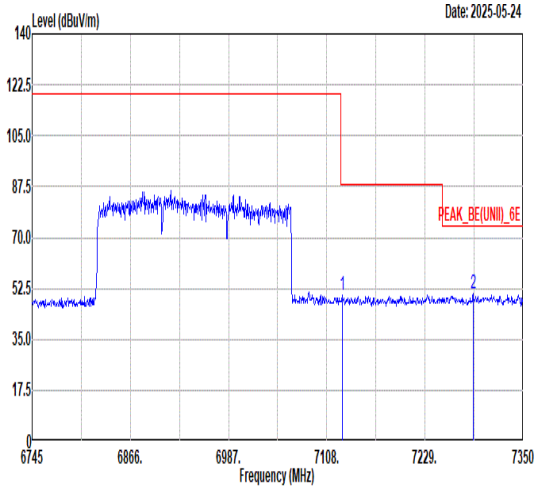 Freq Level Limit Line Margin Read Level Ant Factor Cable Loss Preamp Factor APos TPos Remark MHz dBuV/m dBuV/m dB dBuV dB/m dB dB cm deg 1 7126.76 50.41 88.20 -37.79 39.33 36.30 8.68 33.90 229 342 PEAK 2 7288.29 50.48 74.00 -23.52 39.35 36.30 8.86 34.03 229 342 PEAK	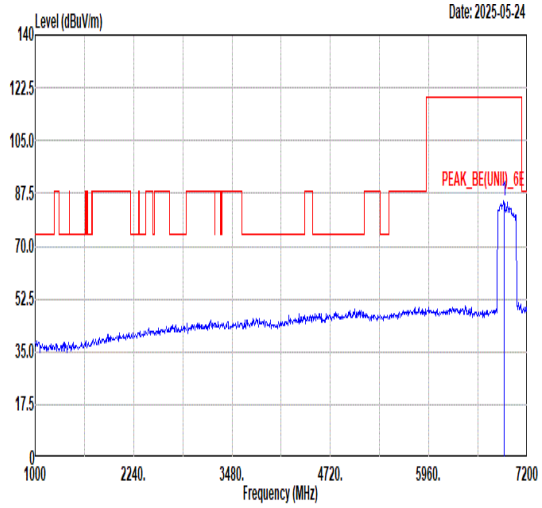 Freq Level Limit Line Margin Read Level Ant Factor Cable Loss Preamp Factor APos TPos Remark MHz dBuV/m dBuV/m dB dBuV dB/m dB dB cm deg 1 6905.00 84.81 ------ ------ 73.61 36.16 8.84 33.80 229 342 PEAK
Avg	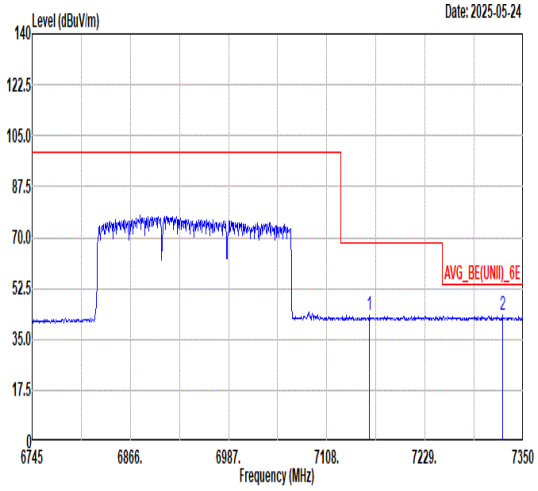 Freq Level Limit Line Margin Read Level Ant Factor Cable Loss Preamp Factor APos TPos Remark MHz dBuV/m dBuV/m dB dBuV dB/m dB dB cm deg 1 7160.64 43.40 68.20 -24.80 32.40 36.30 8.63 33.93 229 342 AVERAGE 2 7324.59 43.12 54.00 -10.88 31.91 36.30 8.97 34.06 229 342 AVERAGE	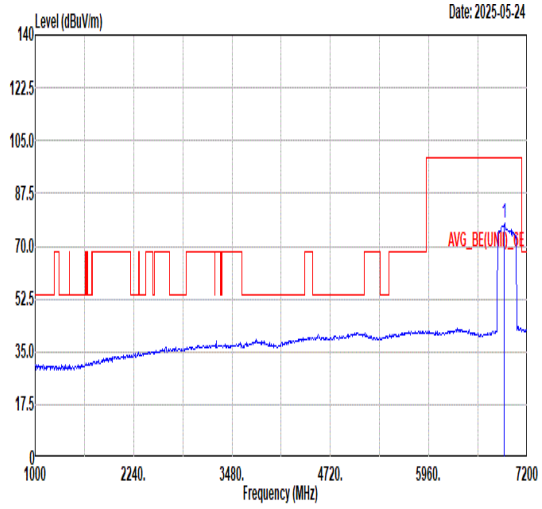 Freq Level Limit Line Margin Read Level Ant Factor Cable Loss Preamp Factor APos TPos Remark MHz dBuV/m dBuV/m dB dBuV dB/m dB dB cm deg 1 6905.00 77.40 ------ ------ 66.18 36.18 8.84 33.80 229 342 AVERAGE

Mode	65	
	Band Edge	
	U-NII-5_5.925-6.425_802.11be EHT320_CH31_Puncturing 40M ❽ 6105MHz	
ANT	CDD 6+17	
Pol.	Horizontal	Fundamental
Peak	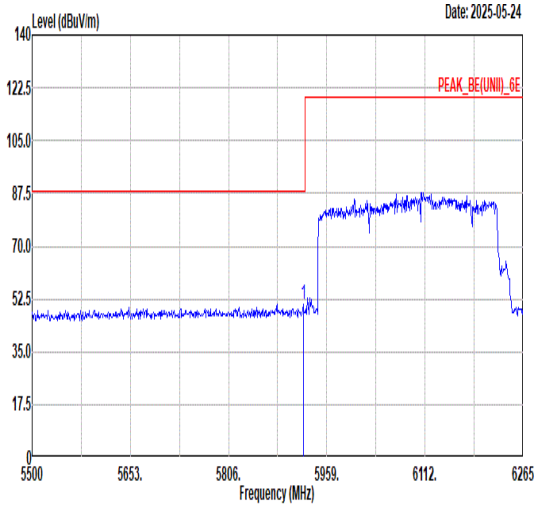 Freq Level Limit Line Margin Read Level Ant Factor Cable Loss Preamp Factor APos TPos Remark MHz dBuV/m dBuV/m dB dBuV dB/m dB dB cm deg 1 5922.28 50.69 88.20 -37.51 39.87 34.96 8.79 32.93 209 300 PEAK	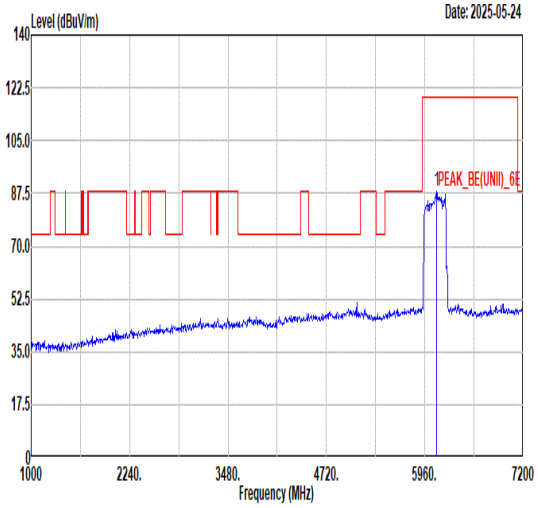 Freq Level Limit Line Margin Read Level Ant Factor Cable Loss Preamp Factor APos TPos Remark MHz dBuV/m dBuV/m dB dBuV dB/m dB dB cm deg 1 6105.00 88.27 ------ ------ 77.04 35.21 9.18 33.16 209 300 PEAK
Avg	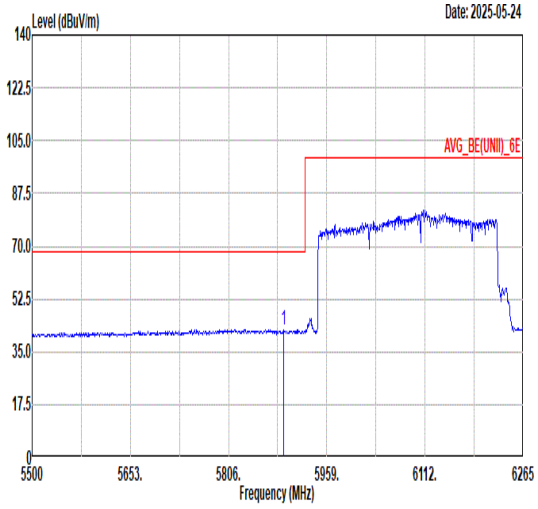 Freq Level Limit Line Margin Read Level Ant Factor Cable Loss Preamp Factor APos TPos Remark MHz dBuV/m dBuV/m dB dBuV dB/m dB dB cm deg 1 5891.68 42.52 68.20 -25.68 31.69 34.91 8.83 32.91 209 300 AVERAGE	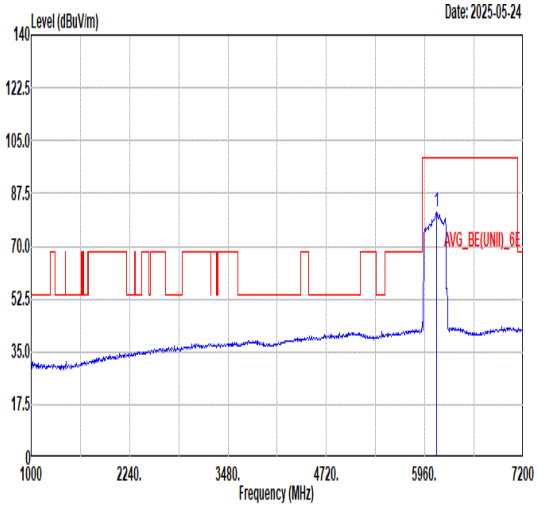 Freq Level Limit Line Margin Read Level Ant Factor Cable Loss Preamp Factor APos TPos Remark MHz dBuV/m dBuV/m dB dBuV dB/m dB dB cm deg 1 6105.00 81.36 ------ ------ 70.13 35.21 9.18 33.16 209 300 AVERAGE

Mode	65	
	Band Edge	
	U-NII-5_5.925-6.425_802.11be EHT320_CH31_Puncturing 40M ❽ 6105MHz	
ANT	CDD 6+17	
Pol.	Vertical	Fundamental
Peak	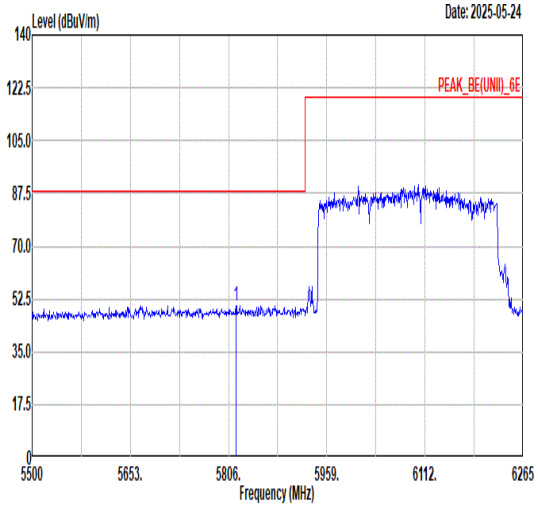 Freq Level Limit Line Margin Read Level Ant Factor Cable Loss Preamp Factor APos TPos Remark MHz dBuV/m dBuV/m dB dBuV dB/m dB dB cm deg 1 5817.48 50.44 88.20 -37.76 39.60 34.77 8.92 32.85 210 98 PEAK	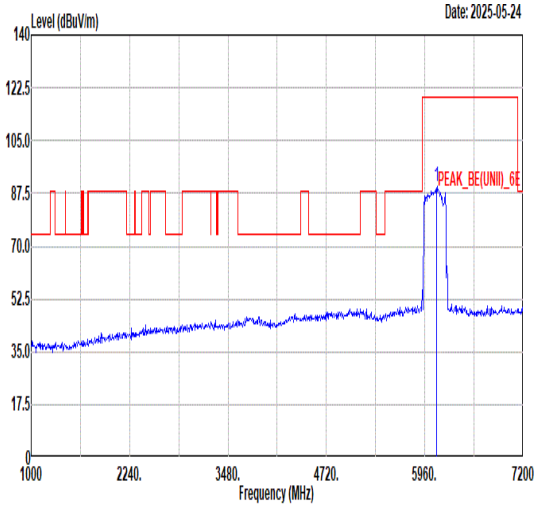 Freq Level Limit Line Margin Read Level Ant Factor Cable Loss Preamp Factor APos TPos Remark MHz dBuV/m dBuV/m dB dBuV dB/m dB dB cm deg 1 6105.00 89.86 ------ ------ 78.61 35.21 9.21 33.17 210 98 PEAK
Avg	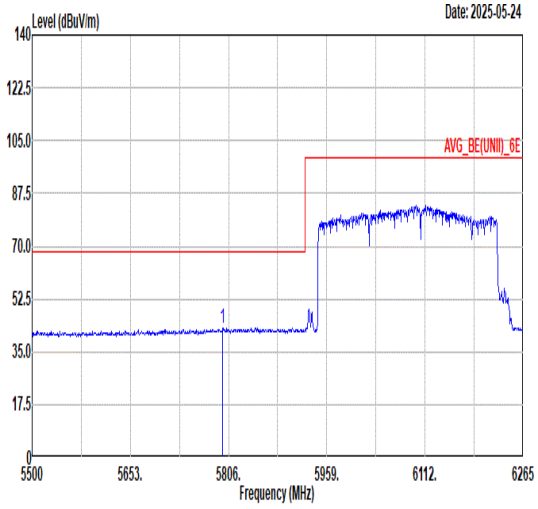 Freq Level Limit Line Margin Read Level Ant Factor Cable Loss Preamp Factor APos TPos Remark MHz dBuV/m dBuV/m dB dBuV dB/m dB dB cm deg 1 5796.82 42.90 68.20 -25.30 32.06 34.73 8.94 32.83 210 98 AVERAGE	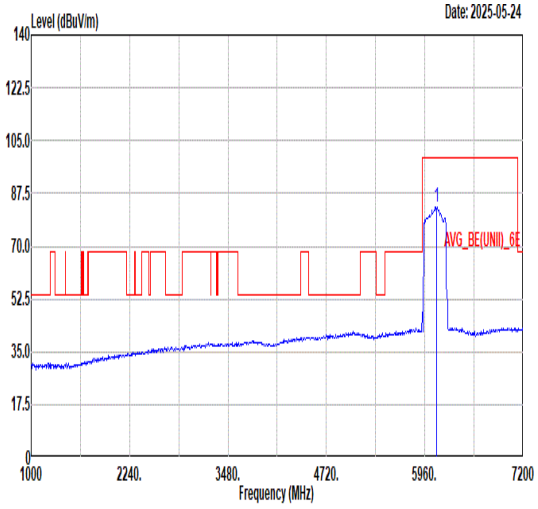 Freq Level Limit Line Margin Read Level Ant Factor Cable Loss Preamp Factor APos TPos Remark MHz dBuV/m dBuV/m dB dBuV dB/m dB dB cm deg 1 6105.00 83.09 ------ ------ 71.92 35.19 9.11 33.13 210 98 AVERAGE

Mode	66	
	Band Edge	
	U-NII-8_6.875-7.125_802.11be EHT320_CH191_Puncturing 40M ❶_6905MHz	
ANT	CDD 6+17	
Pol.	Horizontal	Fundamental
Peak	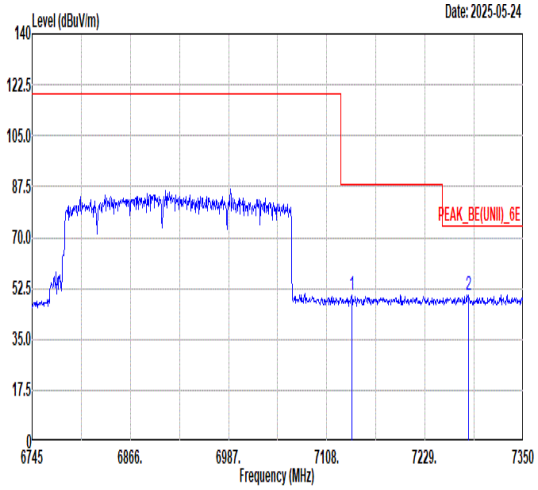	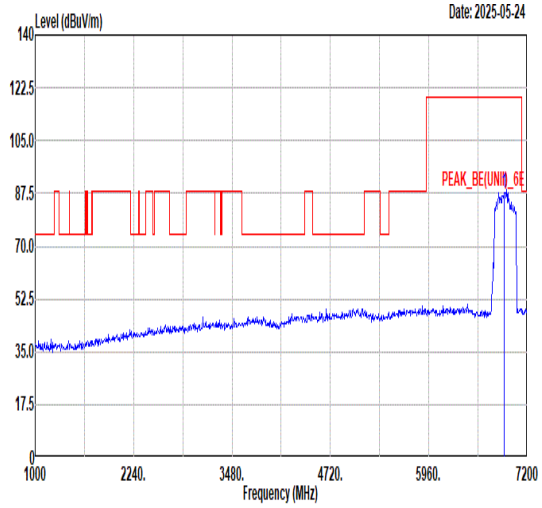
Avg	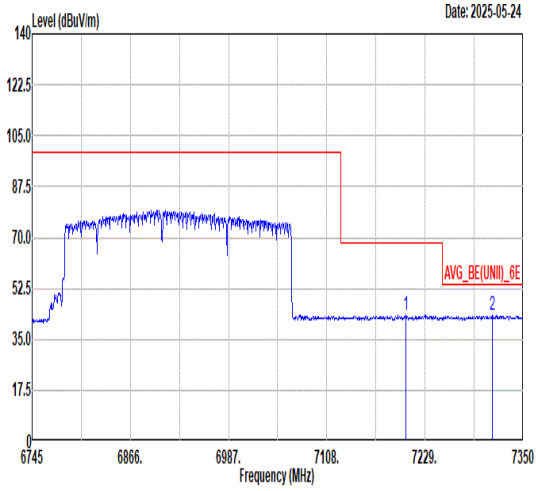	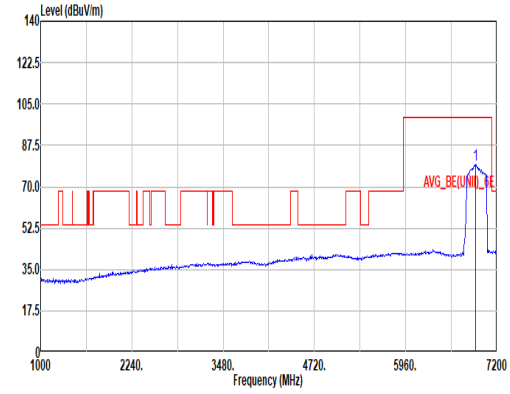

Horizontal – Peak

	Freq	Level	Limit Line	Margin	Read Level	Ant Factor	Cable Loss	Preamp Factor	APos	TPos	Remark
	MHz	dBuV/m	dBuV/m	dB	dBuV	dB/m	dB	dB	cm	deg	
1	7138.86	50.14	88.20	-38.06	39.09	36.30	8.66	33.91	200	172	PEAK
2	7282.85	50.31	74.00	-23.69	39.20	36.30	8.84	34.03	200	172	PEAK

Fundamental – Peak

	Freq	Level	Limit Line	Margin	Read Level	Ant Factor	Cable Loss	Preamp Factor	APos	TPos	Remark
	MHz	dBuV/m	dBuV/m	dB	dBuV	dB/m	dB	dB	cm	deg	
1	6905.00	87.85	------	------	76.60	36.21	8.84	33.80	200	172	PEAK

Horizontal – Avg

	Freq	Level	Limit Line	Margin	Read Level	Ant Factor	Cable Loss	Preamp Factor	APos	TPos	Remark
	MHz	dBuV/m	dBuV/m	dB	dBuV	dB/m	dB	dB	cm	deg	
1	7205.41	43.38	68.20	-24.82	32.46	36.30	8.59	33.97	200	172	AVERAGE
2	7311.89	43.20	54.00	-10.80	32.02	36.30	8.93	34.05	200	172	AVERAGE

Fundamental – Avg

	Freq	Level	Limit Line	Margin	Read Level	Ant Factor	Cable Loss	Preamp Factor	APos	TPos	Remark
	MHz	dBuV/m	dBuV/m	dB	dBuV	dB/m	dB	dB	cm	deg	
1	6905.00	79.17	------	------	67.98	36.15	8.84	33.80	200	172	AVERAGE

Mode	66	
	Band Edge	
	U-NII-8_6.875-7.125_802.11be EHT320_CH191_Puncturing 40M ❶_6905MHz	
ANT	CDD 6+17	
Pol.	Vertical	Fundamental
Peak	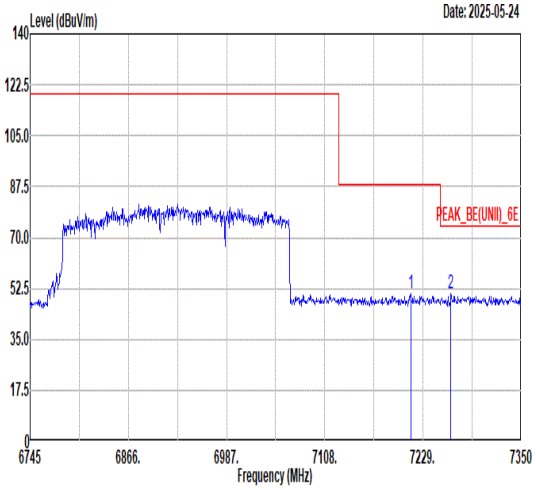 Freq Level Limit Line Margin Read Level Ant Factor Cable Loss Preamp Factor APos TPos Remark MHz dBuV/m dBuV/m dB dBuV dB/m dB dB cm deg 1 7213.88 50.50 88.20 -37.70 39.55 36.30 8.62 33.97 198 0 PEAK 2 7263.49 50.56 74.00 -23.44 39.49 36.30 8.78 34.01 198 0 PEAK	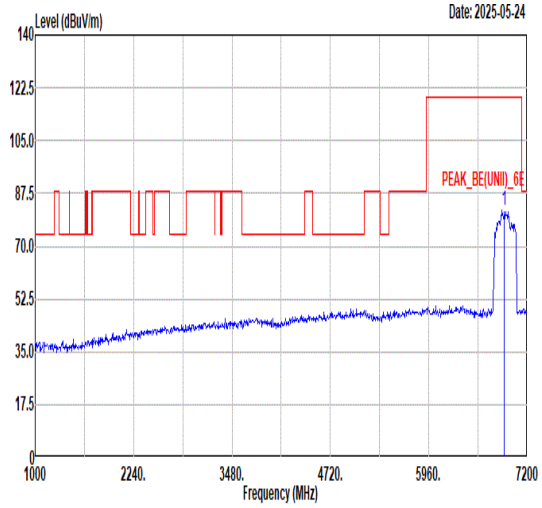 Freq Level Limit Line Margin Read Level Ant Factor Cable Loss Preamp Factor APos TPos Remark MHz dBuV/m dBuV/m dB dBuV dB/m dB dB cm deg 1 6905.00 81.82 ------ ------ 70.66 36.12 8.84 33.80 198 0 PEAK
Avg	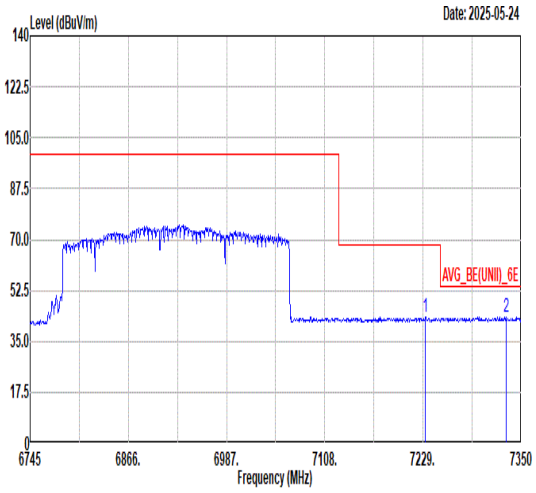 Freq Level Limit Line Margin Read Level Ant Factor Cable Loss Preamp Factor APos TPos Remark MHz dBuV/m dBuV/m dB dBuV dB/m dB dB cm deg 1 7232.03 43.37 68.20 -24.83 32.38 36.30 8.68 33.99 198 0 AVERAGE 2 7331.85 43.29 54.00 -10.71 32.06 36.30 9.00 34.07 198 0 AVERAGE	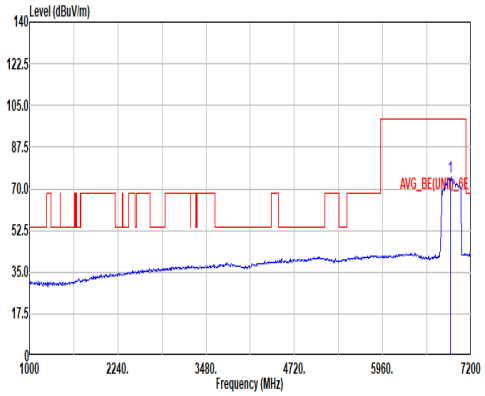 Freq Level Limit Line Margin Read Level Ant Factor Cable Loss Preamp Factor APos TPos Remark MHz dBuV/m dBuV/m dB dBuV dB/m dB dB cm deg 1 6905.00 74.98 ------ ------ 63.74 36.20 8.84 33.80 198 0 AVERAGE

Mode	67	
	Band Edge	
	U-NII-5_5.925-6.425_802.11be EHT80_CH7_Large RU 484+242 ❶ 5985MHz	
ANT	CDD 6+17	
Pol.	Horizontal	Fundamental
Peak	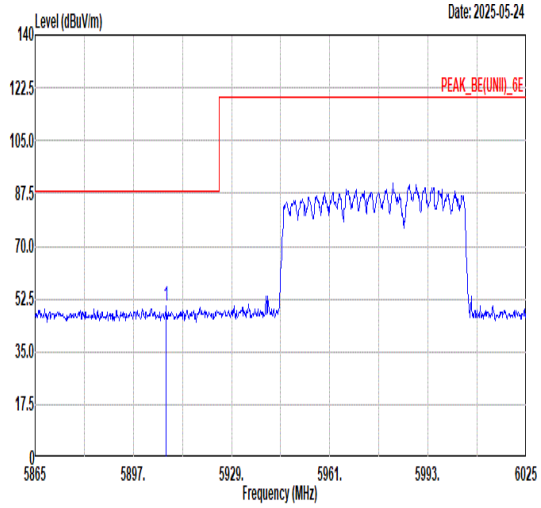 Freq Level Limit Line Margin Read Level Ant Factor Cable Loss Preamp Factor APos TPos Remark MHz dBuV/m dBuV/m dB dBuV dB/m dB dB cm deg 1 5907.72 50.17 88.20 -38.03 39.34 34.94 8.81 32.92 100 299 PEAK	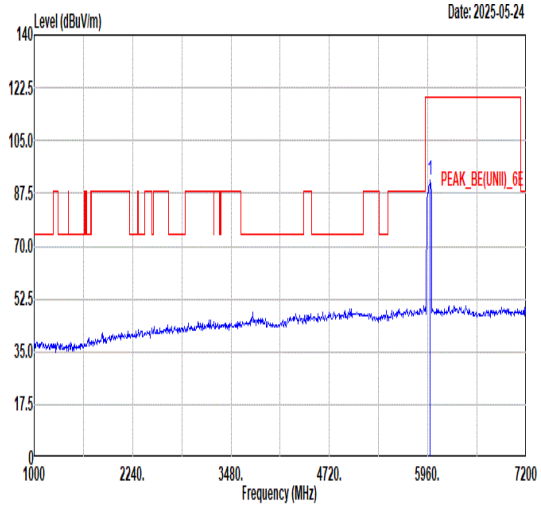 Freq Level Limit Line Margin Read Level Ant Factor Cable Loss Preamp Factor APos TPos Remark MHz dBuV/m dBuV/m dB dBuV dB/m dB dB cm deg 1 5985.00 92.08 ------ ------ 81.26 35.09 8.71 32.98 100 299 PEAK
Avg	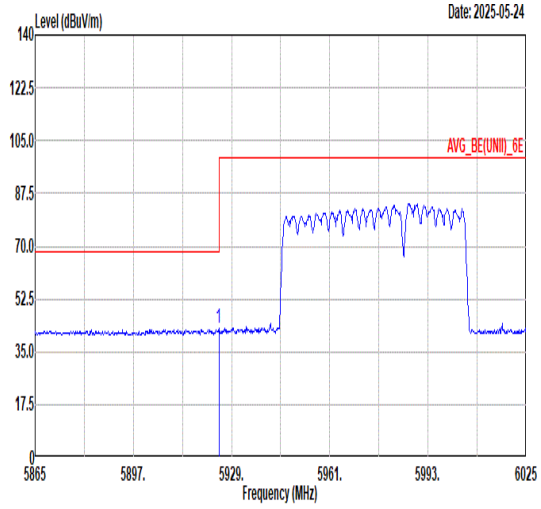 Freq Level Limit Line Margin Read Level Ant Factor Cable Loss Preamp Factor APos TPos Remark MHz dBuV/m dBuV/m dB dBuV dB/m dB dB cm deg 1 5924.84 42.91 68.20 -25.29 32.08 34.97 8.79 32.93 100 299 AVERAGE	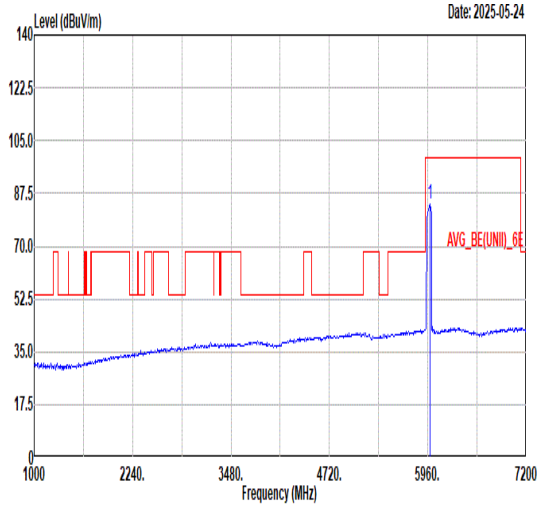 Freq Level Limit Line Margin Read Level Ant Factor Cable Loss Preamp Factor APos TPos Remark MHz dBuV/m dBuV/m dB dBuV dB/m dB dB cm deg 1 5985.00 83.86 ------ ------ 73.04 35.09 8.71 32.98 100 299 AVERAGE

Mode	67	
	Band Edge	
	U-NII-5_5.925-6.425_802.11be EHT80_CH7_Large RU 484+242 ❶ 5985MHz	
ANT	CDD 6+17	
Pol.	Vertical	Fundamental
Peak	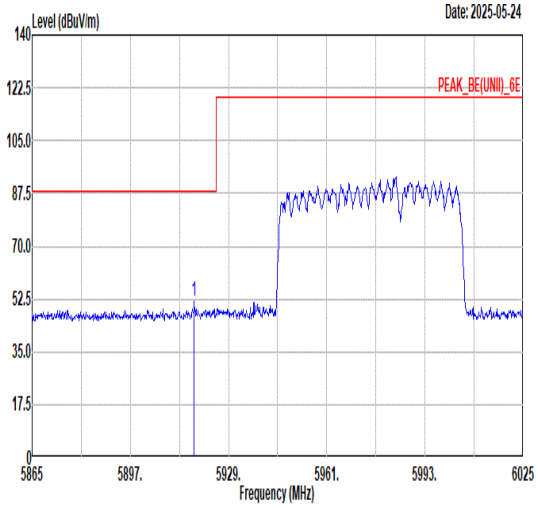 Freq Level Limit Line Margin Read Level Ant Factor Cable Loss Preamp Factor APos TPos Remark MHz dBuV/m dBuV/m dB dBuV dB/m dB dB cm deg 1 5917.80 51.61 88.20 -36.59 40.79 34.95 8.80 32.93 229 96 PEAK	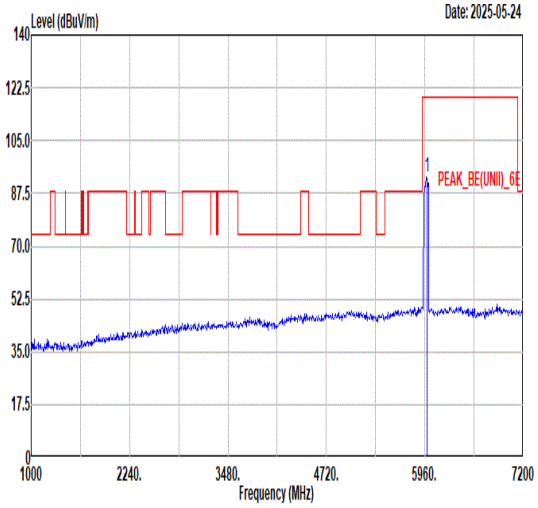 Freq Level Limit Line Margin Read Level Ant Factor Cable Loss Preamp Factor APos TPos Remark MHz dBuV/m dBuV/m dB dBuV dB/m dB dB cm deg 1 5985.00 93.07 ------ ------ 82.25 35.06 8.73 32.97 229 96 PEAK
Avg	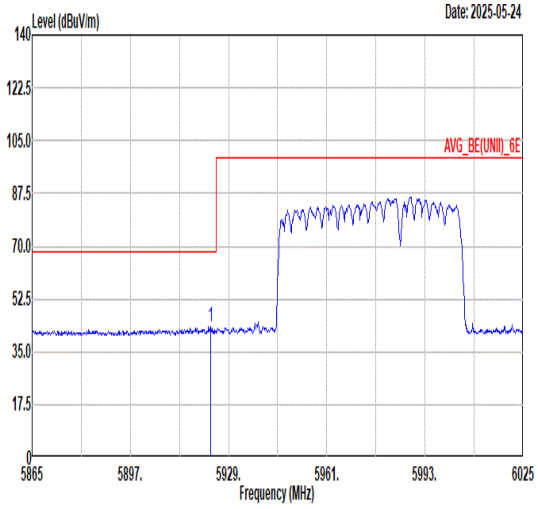 Freq Level Limit Line Margin Read Level Ant Factor Cable Loss Preamp Factor APos TPos Remark MHz dBuV/m dBuV/m dB dBuV dB/m dB dB cm deg 1 5923.08 43.51 68.20 -24.69 32.69 34.96 8.79 32.93 229 96 AVERAGE	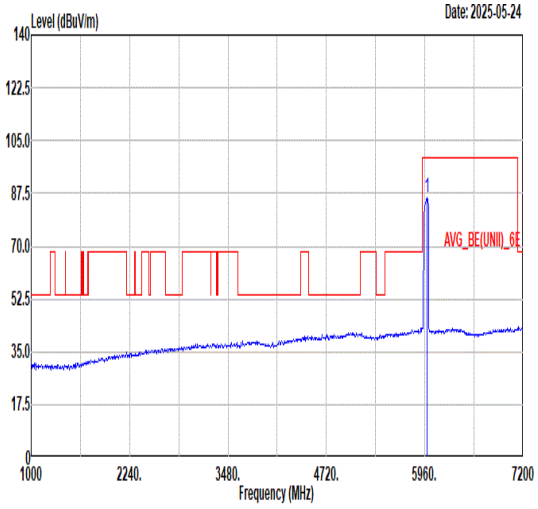 Freq Level Limit Line Margin Read Level Ant Factor Cable Loss Preamp Factor APos TPos Remark MHz dBuV/m dBuV/m dB dBuV dB/m dB dB cm deg 1 5985.00 85.95 ------ ------ 75.13 35.09 8.71 32.98 229 96 AVERAGE

Mode	68	
	Band Edge	
	U-NII-8_6.875-7.125_802.11be EHT80_CH215_Large RU 484+242❶_7025MHz	
ANT	CDD 6+17	
Pol.	Horizontal	Fundamental
Peak	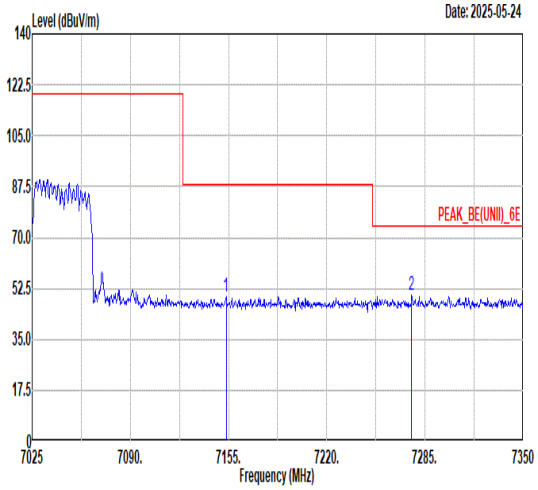 Freq Level Limit Line Margin Read Level Ant Factor Cable Loss Preamp Factor APos TPos Remark MHz dBuV/m dBuV/m dB dBuV dB/m dB dB cm deg 1 7153.38 49.42 88.20 -38.78 38.40 36.30 8.64 33.92 100 290 PEAK 2 7276.23 49.96 74.00 -24.04 38.86 36.30 8.82 34.02 100 290 PEAK	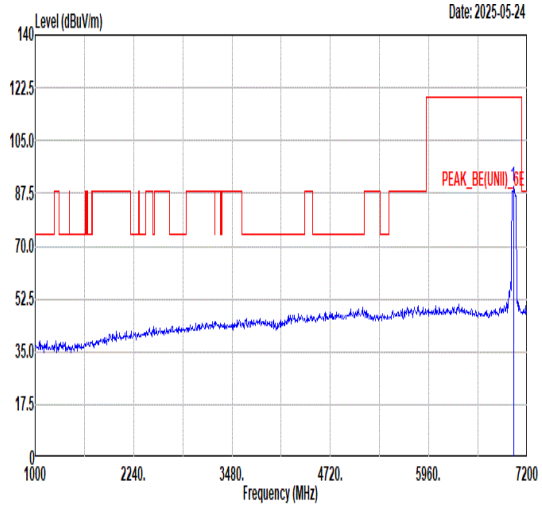 Freq Level Limit Line Margin Read Level Ant Factor Cable Loss Preamp Factor APos TPos Remark MHz dBuV/m dBuV/m dB dBuV dB/m dB dB cm deg 1 7025.00 89.58 ------ ------ 78.31 36.30 8.80 33.83 100 290 PEAK
Avg	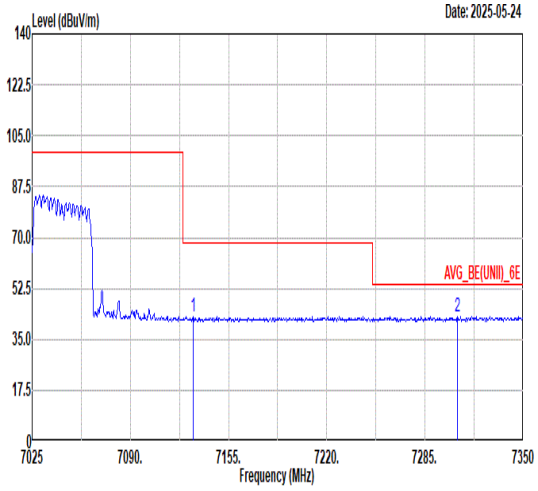 Freq Level Limit Line Margin Read Level Ant Factor Cable Loss Preamp Factor APos TPos Remark MHz dBuV/m dBuV/m dB dBuV dB/m dB dB cm deg 1 7131.60 42.87 68.20 -25.33 31.81 36.30 8.67 33.91 100 290 AVERAGE 2 7306.45 42.87 54.00 -11.13 31.70 36.30 8.92 34.05 100 290 AVERAGE	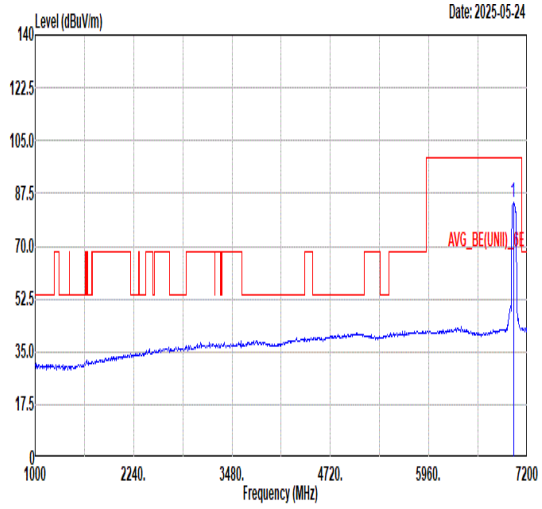 Freq Level Limit Line Margin Read Level Ant Factor Cable Loss Preamp Factor APos TPos Remark MHz dBuV/m dBuV/m dB dBuV dB/m dB dB cm deg 1 7025.00 84.34 ------ ------ 73.07 36.30 8.80 33.83 100 290 AVERAGE

Mode	68	
	Band Edge	
	U-NII-8_6.875-7.125_802.11be EHT80_CH215_Large RU 484+242❶_7025MHz	
ANT	CDD 6+17	
Pol.	Vertical	Fundamental
Peak	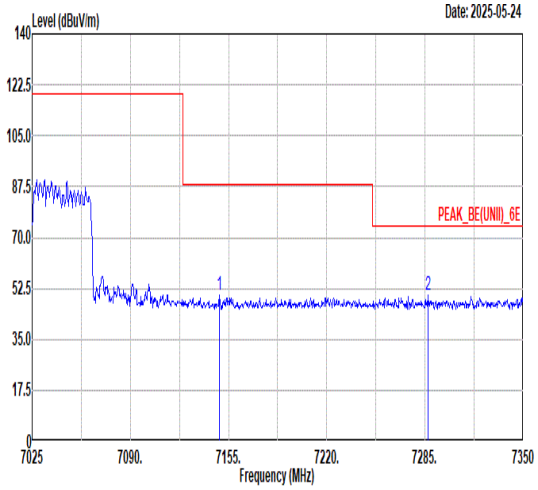 Freq Level Limit Line Margin Read Level Ant Factor Cable Loss Preamp Factor APos TPos Remark MHz dBuV/m dBuV/m dB dBuV dB/m dB dB cm deg 1 7148.83 50.34 88.20 -37.86 39.31 36.30 8.65 33.92 100 334 PEAK 2 7286.95 50.20 74.00 -23.80 39.08 36.30 8.85 34.03 100 334 PEAK	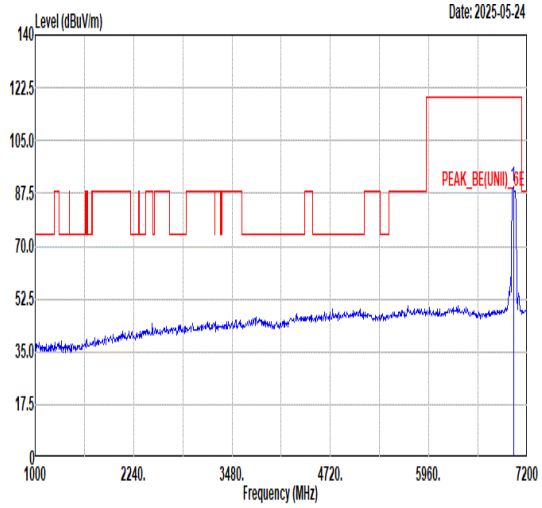 Freq Level Limit Line Margin Read Level Ant Factor Cable Loss Preamp Factor APos TPos Remark MHz dBuV/m dBuV/m dB dBuV dB/m dB dB cm deg 1 7025.00 89.58 ------ ------ 78.29 36.30 8.81 33.82 100 334 PEAK
Avg	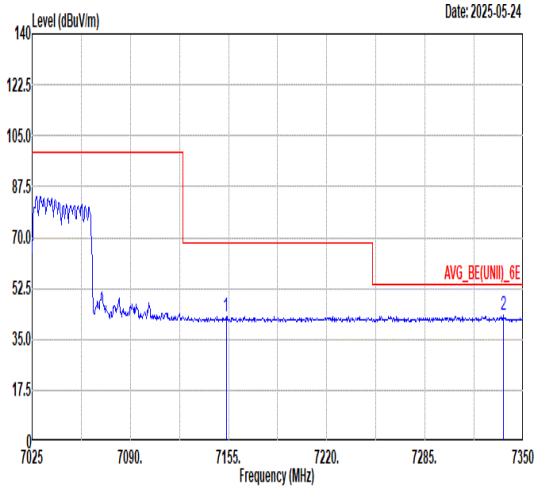 Freq Level Limit Line Margin Read Level Ant Factor Cable Loss Preamp Factor APos TPos Remark MHz dBuV/m dBuV/m dB dBuV dB/m dB dB cm deg 1 7153.38 42.87 68.20 -25.33 31.85 36.30 8.64 33.92 100 334 AVERAGE 2 7336.68 43.28 54.00 -10.72 32.04 36.30 9.01 34.07 100 334 AVERAGE	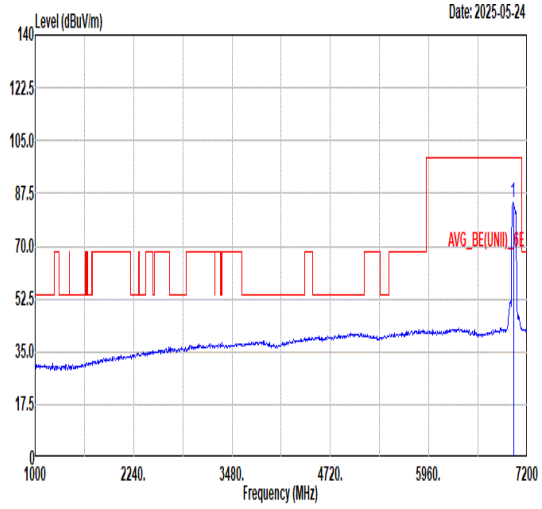 Freq Level Limit Line Margin Read Level Ant Factor Cable Loss Preamp Factor APos TPos Remark MHz dBuV/m dBuV/m dB dBuV dB/m dB dB cm deg 1 7025.00 84.36 ------ ------ 73.06 36.30 8.82 33.82 100 334 AVERAGE

Mode	69	
	Band Edge	
	U-NII-5_5.925-6.425_802.11be EHT160_CH15_Large RU 996+484 ❶ 6025MHz	
ANT	CDD 6+17	
Pol.	Horizontal	Fundamental
Peak	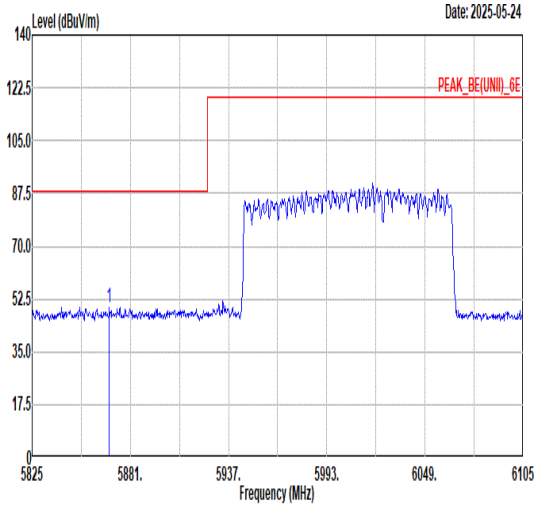 Freq Level Limit Line Margin Read Level Ant Factor Cable Loss Preamp Factor APos TPos Remark MHz dBuV/m dBuV/m dB dBuV dB/m dB dB cm deg 1 5868.96 49.58 88.20 -38.62 38.75 34.86 8.86 32.89 218 43 PEAK	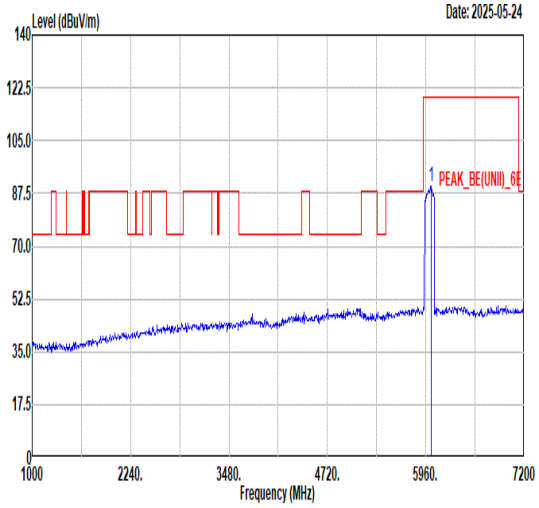 Freq Level Limit Line Margin Read Level Ant Factor Cable Loss Preamp Factor APos TPos Remark MHz dBuV/m dBuV/m dB dBuV dB/m dB dB cm deg 1 6025.00 89.80 ------ ------ 78.84 35.13 8.86 33.03 218 43 PEAK
Avg	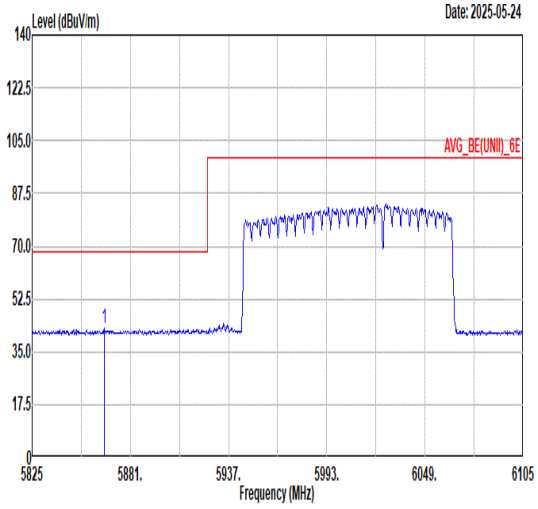 Freq Level Limit Line Margin Read Level Ant Factor Cable Loss Preamp Factor APos TPos Remark MHz dBuV/m dBuV/m dB dBuV dB/m dB dB cm deg 1 5866.16 42.75 68.20 -25.45 31.92 34.86 8.86 32.89 218 43 AVERAGE	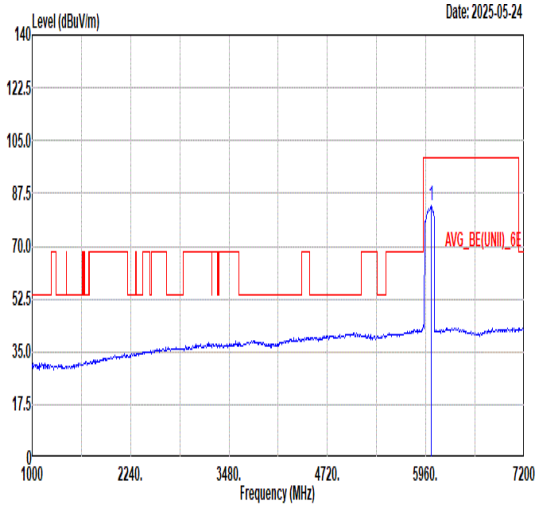 Freq Level Limit Line Margin Read Level Ant Factor Cable Loss Preamp Factor APos TPos Remark MHz dBuV/m dBuV/m dB dBuV dB/m dB dB cm deg 1 6025.00 83.31 ------ ------ 72.35 35.13 8.86 33.03 218 43 AVERAGE

Mode	69	
	Band Edge	
	U-NII-5_5.925-6.425_802.11be EHT160_CH15_Large RU 996+484 ❶ 6025MHz	
ANT	CDD 6+17	
Pol.	Vertical	Fundamental
Peak	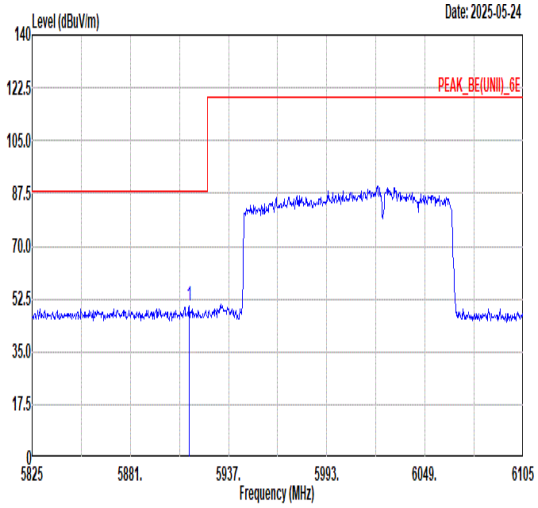 Freq Level Limit Line Margin Read Level Ant Factor Cable Loss Preamp Factor APos TPos Remark MHz dBuV/m dBuV/m dB dBuV dB/m dB dB cm deg 1 5914.60 49.95 88.20 -38.25 39.13 34.95 8.80 32.93 123 192 PEAK	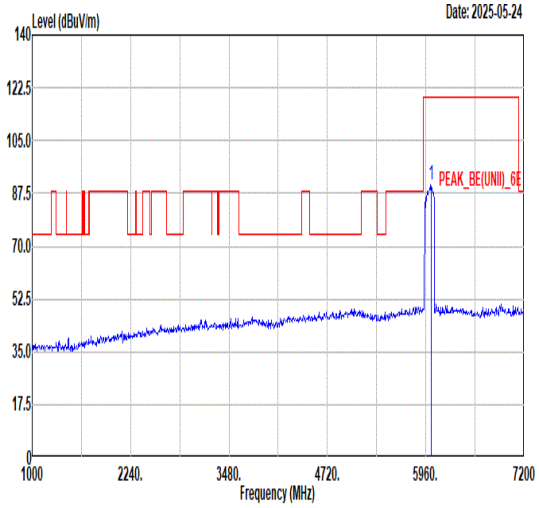 Freq Level Limit Line Margin Read Level Ant Factor Cable Loss Preamp Factor APos TPos Remark MHz dBuV/m dBuV/m dB dBuV dB/m dB dB cm deg 1 6025.00 90.09 ------ ------ 79.16 35.12 8.83 33.02 123 192 PEAK
Avg	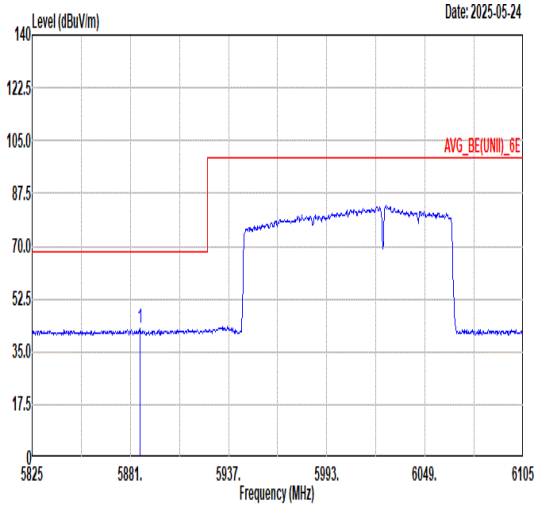 Freq Level Limit Line Margin Read Level Ant Factor Cable Loss Preamp Factor APos TPos Remark MHz dBuV/m dBuV/m dB dBuV dB/m dB dB cm deg 1 5886.32 42.74 68.20 -25.46 31.91 34.90 8.83 32.90 123 192 AVERAGE	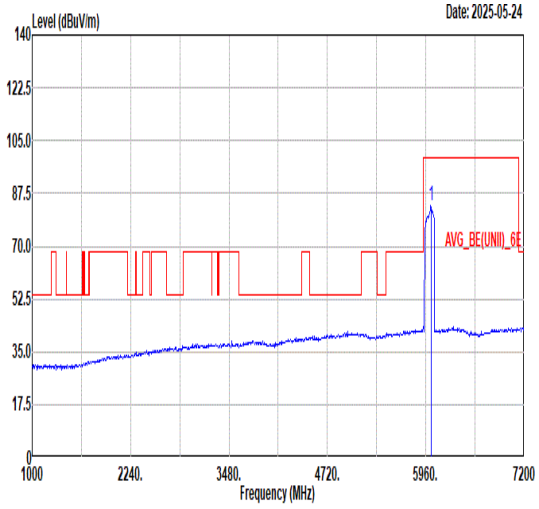 Freq Level Limit Line Margin Read Level Ant Factor Cable Loss Preamp Factor APos TPos Remark MHz dBuV/m dBuV/m dB dBuV dB/m dB dB cm deg 1 6025.00 83.28 ------ ------ 72.35 35.12 8.83 33.02 123 192 AVERAGE

Mode	70	
	Band Edge	
	U-NII-8_6.875-7.125_802.11be EHT160_CH207_Large RU 996+484 ❶_6985MHz	
ANT	CDD 6+17	
Pol.	Horizontal	Fundamental
Peak	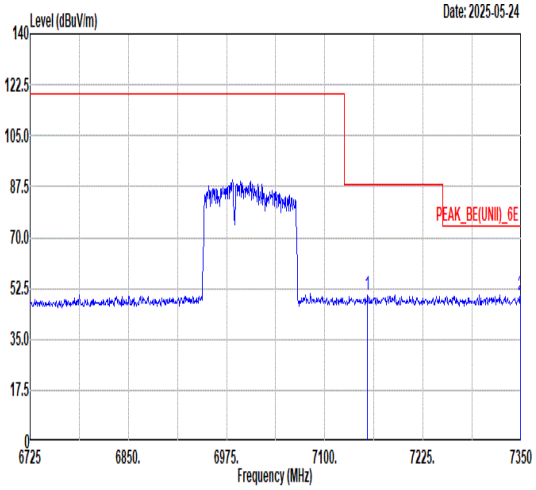 Freq Level Limit Line Margin Read Level Ant Factor Cable Loss Preamp Factor APos TPos Remark MHz dBuV/m dBuV/m dB dBuV dB/m dB dB cm deg 1 7154.38 50.21 88.20 -37.99 39.19 36.30 8.64 33.92 100 291 PEAK 2 7348.75 50.14 74.00 -23.86 38.87 36.30 9.05 34.08 100 291 PEAK	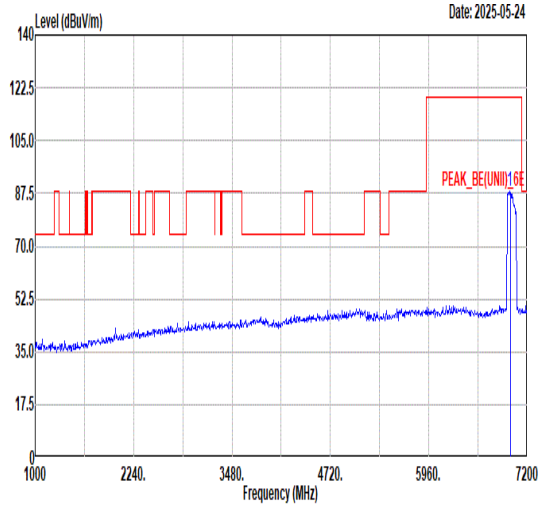 Freq Level Limit Line Margin Read Level Ant Factor Cable Loss Preamp Factor APos TPos Remark MHz dBuV/m dBuV/m dB dBuV dB/m dB dB cm deg 1 6985.00 88.05 ------ ------ 76.74 36.27 8.84 33.80 100 291 PEAK
Avg	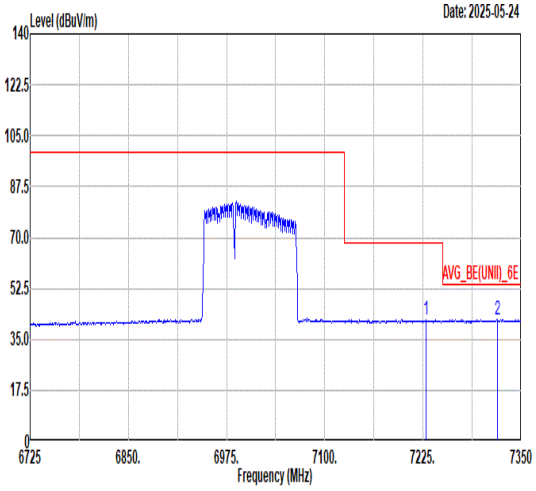 Freq Level Limit Line Margin Read Level Ant Factor Cable Loss Preamp Factor APos TPos Remark MHz dBuV/m dBuV/m dB dBuV dB/m dB dB cm deg 1 7228.75 41.66 68.20 -26.54 30.68 36.30 8.67 33.99 100 291 AVERAGE 2 7320.00 41.86 54.00 -12.14 30.66 36.30 8.96 34.06 100 291 AVERAGE	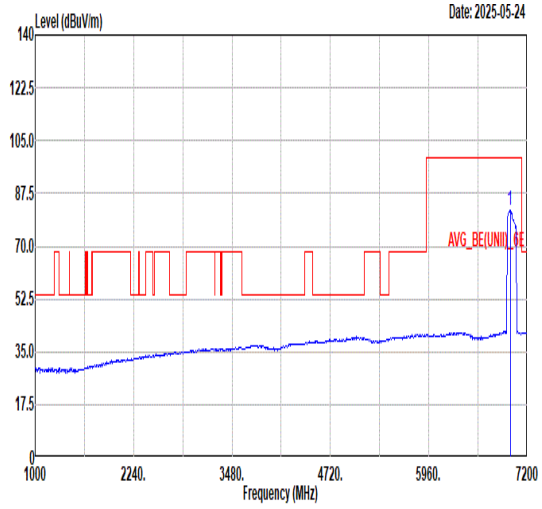 Freq Level Limit Line Margin Read Level Ant Factor Cable Loss Preamp Factor APos TPos Remark MHz dBuV/m dBuV/m dB dBuV dB/m dB dB cm deg 1 6985.00 82.04 ------ ------ 70.72 36.28 8.84 33.80 100 291 AVERAGE

Mode	70
	Band Edge
	U-NII-8_6.875-7.125_802.11be EHT160_CH207_Large RU 996+484 ❶_6985MHz
ANT	CDD 6+17

Pol.	Vertical	Fundamental
Peak	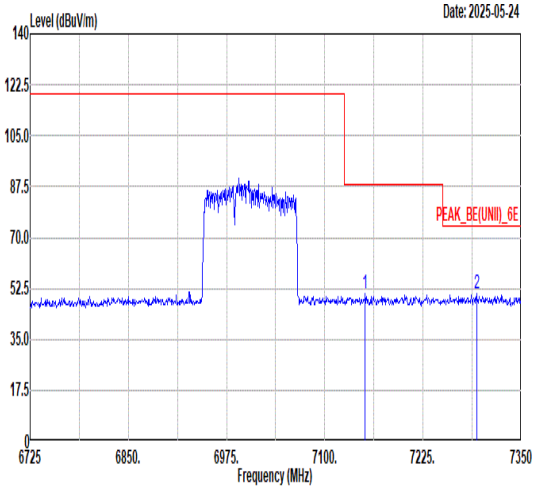 Freq Level Limit Line Margin Read Level Ant Factor Cable Loss Preamp Factor APos TPos Remark MHz dBuV/m dBuV/m dB dBuV dB/m dB dB cm deg 1 7151.25 50.89 88.20 -37.31 39.86 36.30 8.65 33.92 100 338 PEAK 2 7293.13 50.61 74.00 -23.39 39.48 36.30 8.87 34.04 100 338 PEAK	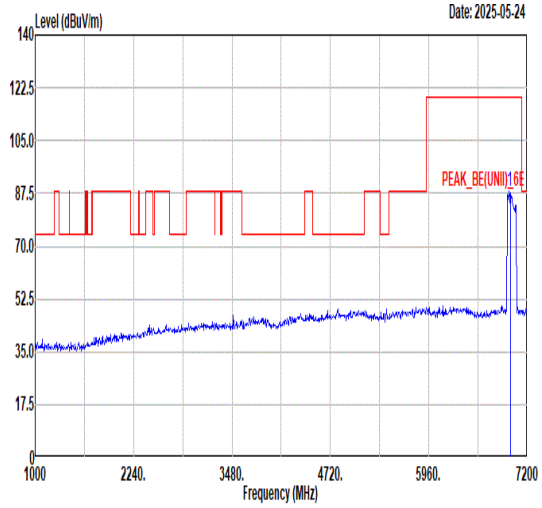 Freq Level Limit Line Margin Read Level Ant Factor Cable Loss Preamp Factor APos TPos Remark MHz dBuV/m dBuV/m dB dBuV dB/m dB dB cm deg 1 6985.00 88.11 ------ ------ 76.81 36.26 8.84 33.80 100 338 PEAK
Avg	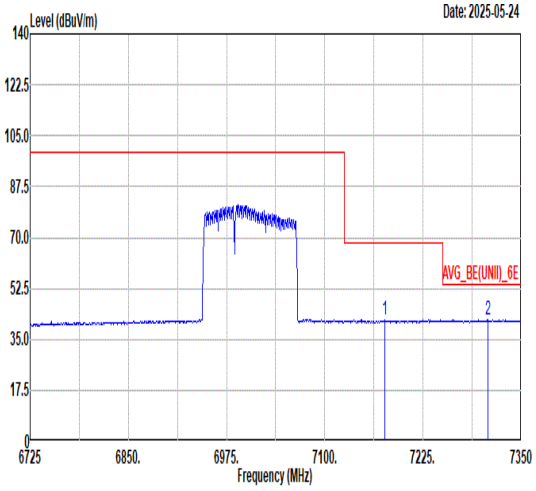 Freq Level Limit Line Margin Read Level Ant Factor Cable Loss Preamp Factor APos TPos Remark MHz dBuV/m dBuV/m dB dBuV dB/m dB dB cm deg 1 7176.25 41.65 68.20 -26.55 30.68 36.30 8.61 33.94 100 338 AVERAGE 2 7307.50 41.84 54.00 -12.16 30.67 36.30 8.92 34.05 100 338 AVERAGE	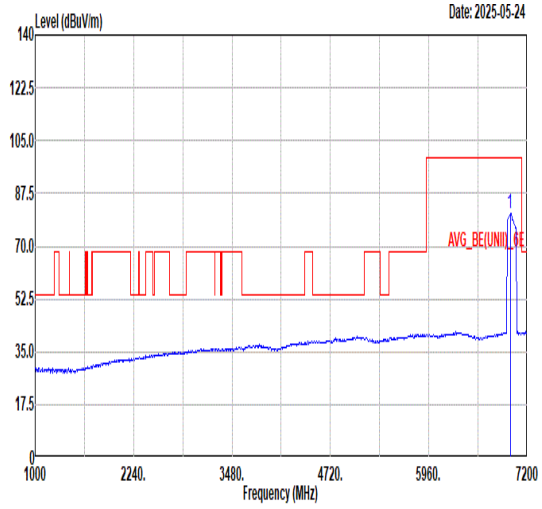 Freq Level Limit Line Margin Read Level Ant Factor Cable Loss Preamp Factor APos TPos Remark MHz dBuV/m dBuV/m dB dBuV dB/m dB dB cm deg 1 6985.00 80.91 ------ ------ 69.58 36.29 8.84 33.80 100 338 AVERAGE

Mode	71	
	Band Edge	
	U-NII-5_5.925-6.425_802.11be EHT320_CH31_Large RU 996*2+484 ⑥_6105MHz	
ANT	CDD 6+17	
Pol.	Horizontal	Fundamental
Peak	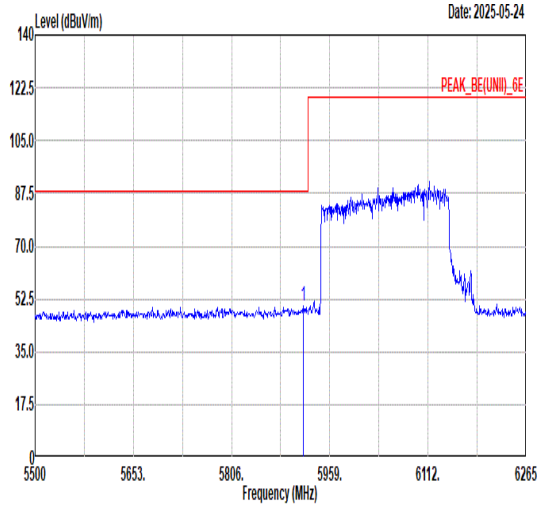 Freq Level Limit Line Margin Read Level Ant Factor Cable Loss Preamp Factor APos TPos Remark MHz dBuV/m dBuV/m dB dBuV dB/m dB dB cm deg 1 5917.69 49.93 88.20 -38.27 39.11 34.95 8.80 32.93 100 297 PEAK	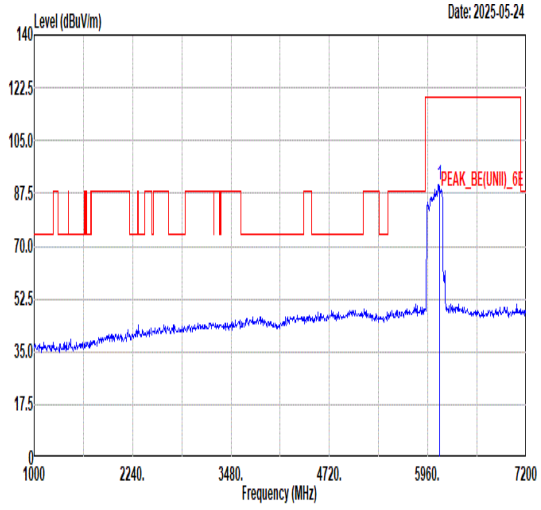 Freq Level Limit Line Margin Read Level Ant Factor Cable Loss Preamp Factor APos TPos Remark MHz dBuV/m dBuV/m dB dBuV dB/m dB dB cm deg 1 6105.00 90.40 ------ ------ 79.26 35.18 9.08 33.12 100 297 PEAK
Avg	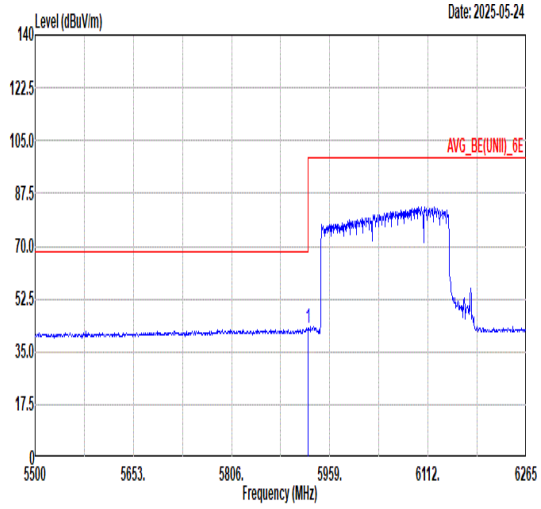 Freq Level Limit Line Margin Read Level Ant Factor Cable Loss Preamp Factor APos TPos Remark MHz dBuV/m dBuV/m dB dBuV dB/m dB dB cm deg 1 5924.58 43.05 68.20 -25.15 32.22 34.97 8.79 32.93 100 297 AVERAGE	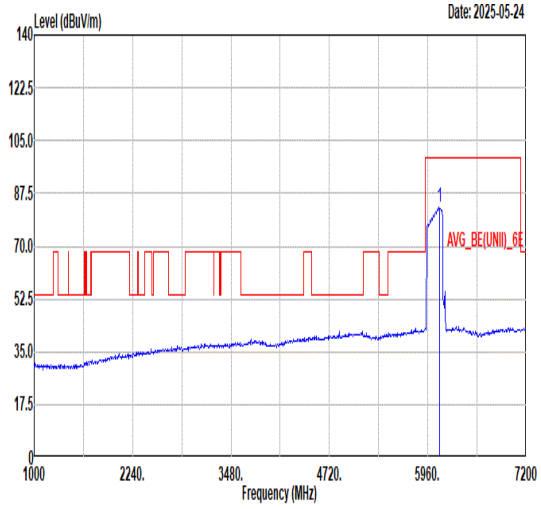 Freq Level Limit Line Margin Read Level Ant Factor Cable Loss Preamp Factor APos TPos Remark MHz dBuV/m dBuV/m dB dBuV dB/m dB dB cm deg 1 6105.00 82.74 ------ ------ 71.53 35.20 9.16 33.15 100 297 AVERAGE

Mode	71	
	Band Edge	
	U-NII-5_5.925-6.425_802.11be EHT320_CH31_Large RU 996*2+484 ⑥_6105MHz	
ANT	CDD 6+17	
Pol.	Vertical	Fundamental
Peak	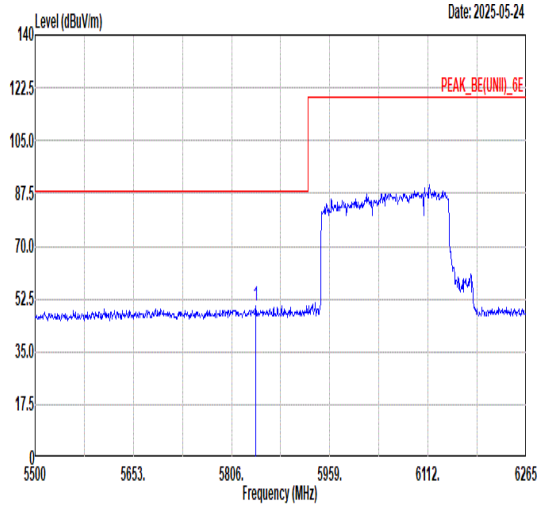 Freq Level Limit Line Margin Read Level Ant Factor Cable Loss Preamp Factor APos TPos Remark MHz dBuV/m dBuV/m dB dBuV dB/m dB dB cm deg 1 5843.49 50.15 88.20 -38.05 39.31 34.82 8.89 32.87 119 191 PEAK	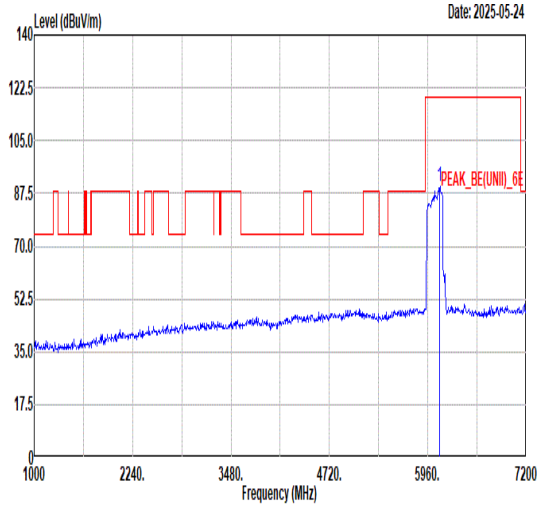 Freq Level Limit Line Margin Read Level Ant Factor Cable Loss Preamp Factor APos TPos Remark MHz dBuV/m dBuV/m dB dBuV dB/m dB dB cm deg 1 6105.00 89.70 ------ ------ 78.45 35.21 9.21 33.17 119 191 PEAK
Avg	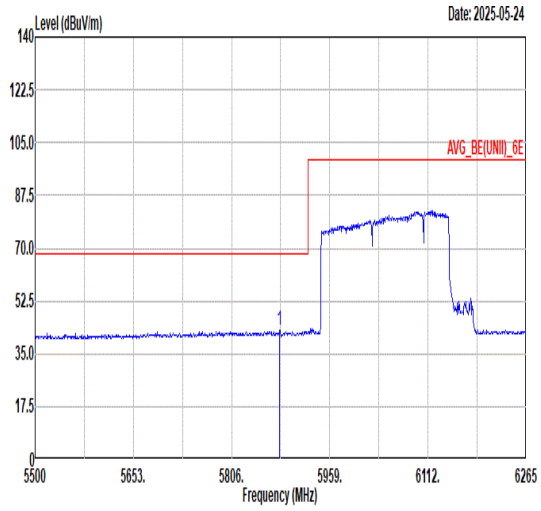 Freq Level Limit Line Margin Read Level Ant Factor Cable Loss Preamp Factor APos TPos Remark MHz dBuV/m dBuV/m dB dBuV dB/m dB dB cm deg 1 5880.97 42.70 68.20 -25.50 31.87 34.89 8.84 32.90 119 191 AVERAGE	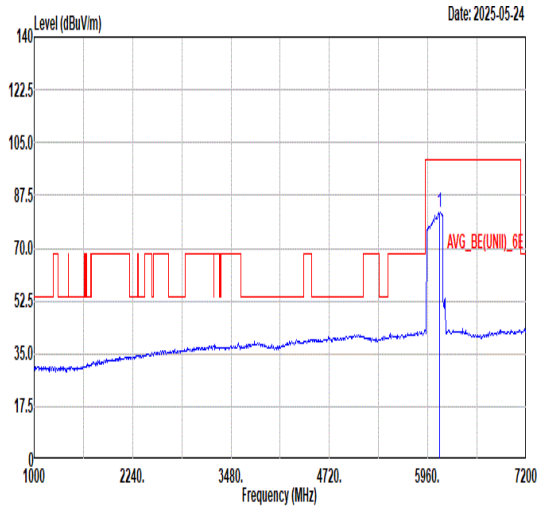 Freq Level Limit Line Margin Read Level Ant Factor Cable Loss Preamp Factor APos TPos Remark MHz dBuV/m dBuV/m dB dBuV dB/m dB dB cm deg 1 6105.00 81.96 ------ ------ 70.69 35.22 9.23 33.18 119 191 AVERAGE

Mode	72	
	Band Edge	
	U-NII-8_6.875-7.125_802.11be EHT320_CH191_Large RU 996*2+484⑦_6905MHz	
ANT	CDD 6+17	
Pol.	Horizontal	Fundamental
Peak	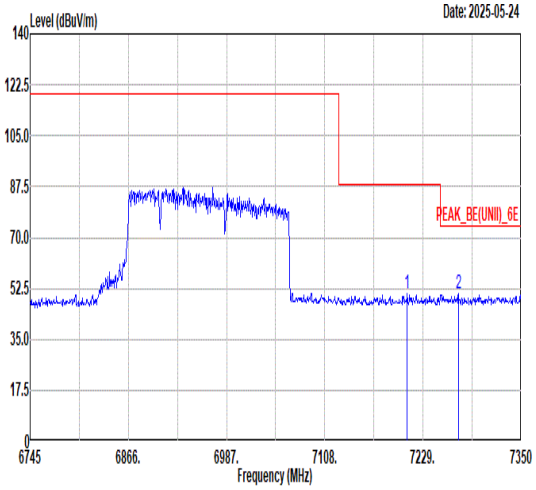 Freq Level Limit Line Margin Read Level Ant Factor Cable Loss Preamp Factor APos TPos Remark MHz dBuV/m dBuV/m dB dBuV dB/m dB dB cm deg 1 7209.64 50.92 88.20 -37.28 39.98 36.30 8.61 33.97 100 288 PEAK 2 7272.56 50.78 74.00 -23.22 39.69 36.30 8.81 34.02 100 288 PEAK	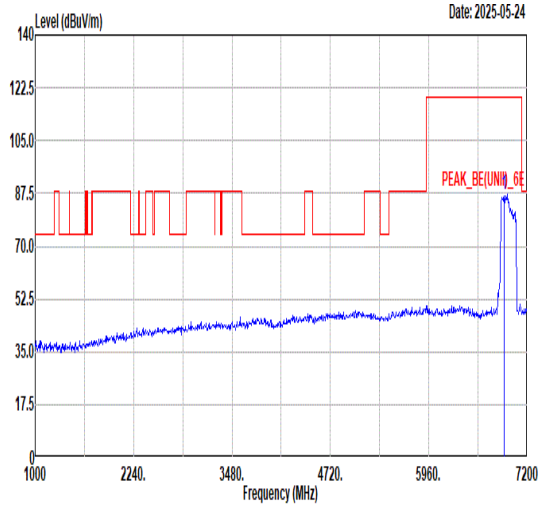 Freq Level Limit Line Margin Read Level Ant Factor Cable Loss Preamp Factor APos TPos Remark MHz dBuV/m dBuV/m dB dBuV dB/m dB dB cm deg 1 6905.00 87.19 ------ ------ 75.93 36.22 8.84 33.80 100 288 PEAK
Avg	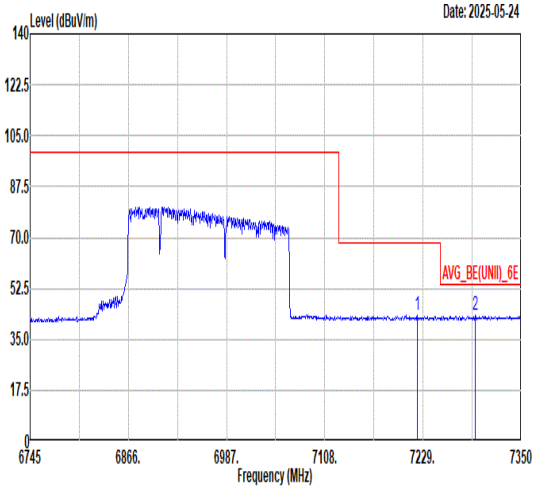 Freq Level Limit Line Margin Read Level Ant Factor Cable Loss Preamp Factor APos TPos Remark MHz dBuV/m dBuV/m dB dBuV dB/m dB dB cm deg 1 7222.35 43.17 68.20 -25.03 32.20 36.30 8.65 33.98 100 288 AVERAGE 2 7293.74 43.08 54.00 -10.92 31.95 36.30 8.87 34.04 100 288 AVERAGE	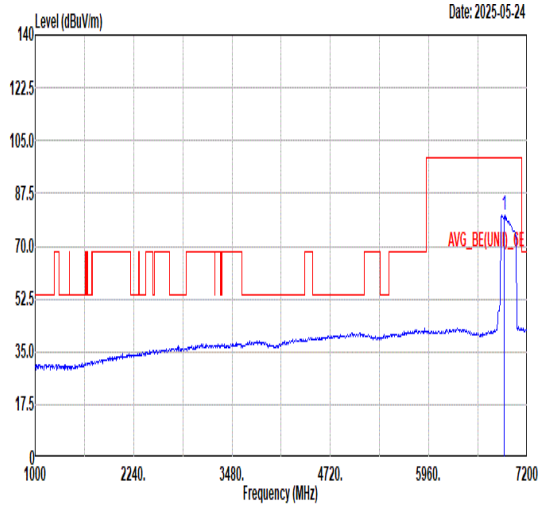 Freq Level Limit Line Margin Read Level Ant Factor Cable Loss Preamp Factor APos TPos Remark MHz dBuV/m dBuV/m dB dBuV dB/m dB dB cm deg 1 6905.00 80.07 ------ ------ 68.91 36.12 8.84 33.80 100 288 AVERAGE

Mode	72	
	Band Edge	
	U-NII-8_6.875-7.125_802.11be EHT320_CH191_Large RU 996*2+484⑦_6905MHz	
ANT	CDD 6+17	
Pol.	Vertical	Fundamental
Peak	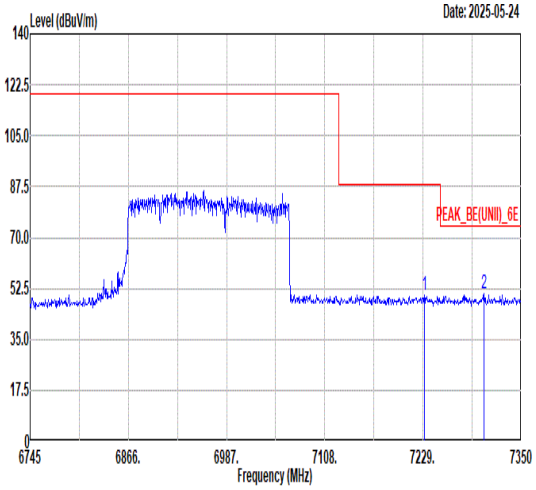 Freq Level Limit Line Margin Read Level Ant Factor Cable Loss Preamp Factor APos TPos Remark MHz dBuV/m dBuV/m dB dBuV dB/m dB dB cm deg 1 7230.82 50.21 88.20 -37.99 39.23 36.30 8.67 33.99 100 337 PEAK 2 7304.02 50.72 74.00 -23.28 39.56 36.30 8.91 34.05 100 337 PEAK	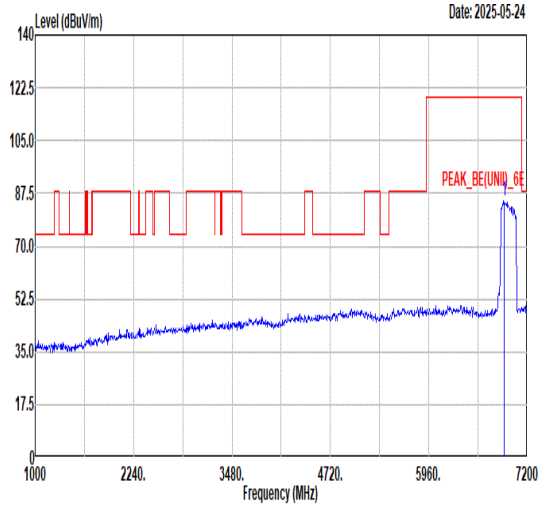 Freq Level Limit Line Margin Read Level Ant Factor Cable Loss Preamp Factor APos TPos Remark MHz dBuV/m dBuV/m dB dBuV dB/m dB dB cm deg 1 6905.00 85.04 ------ ------ 73.85 36.15 8.84 33.80 100 337 PEAK
Avg	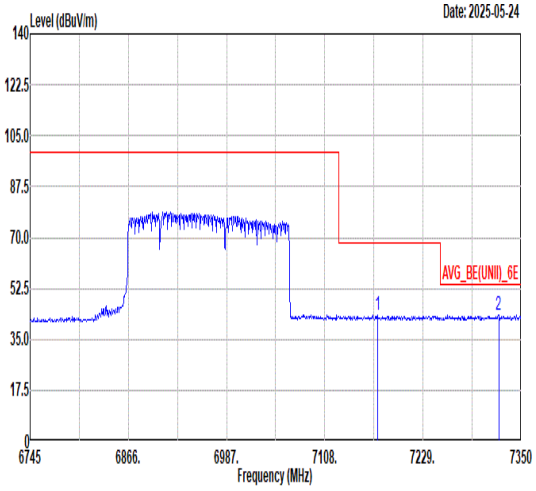 Freq Level Limit Line Margin Read Level Ant Factor Cable Loss Preamp Factor APos TPos Remark MHz dBuV/m dBuV/m dB dBuV dB/m dB dB cm deg 1 7172.74 43.30 68.20 -24.90 32.32 36.30 8.62 33.94 100 337 AVERAGE 2 7322.17 43.51 54.00 -10.49 32.30 36.30 8.97 34.06 100 337 AVERAGE	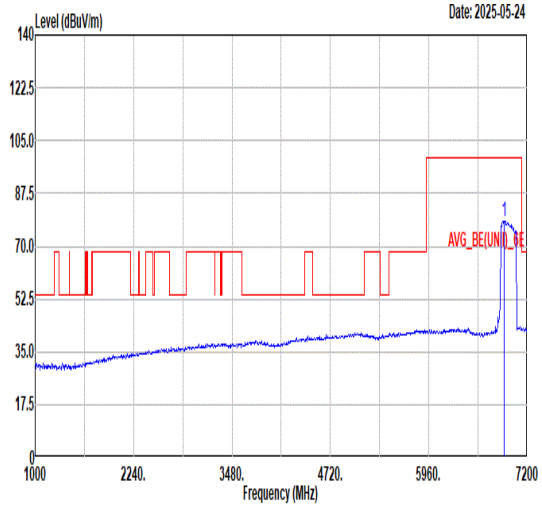 Freq Level Limit Line Margin Read Level Ant Factor Cable Loss Preamp Factor APos TPos Remark MHz dBuV/m dBuV/m dB dBuV dB/m dB dB cm deg 1 6905.00 78.34 ------ ------ 67.16 36.14 8.84 33.80 100 337 AVERAGE

Mode	73	
	Band Edge	
	U-NII-5_5.925-6.425_802.11be EHT320_CH31_Large RU 996*3 ❹6105MHz	
ANT	CDD 6+17	
Pol.	Horizontal	Fundamental
Peak	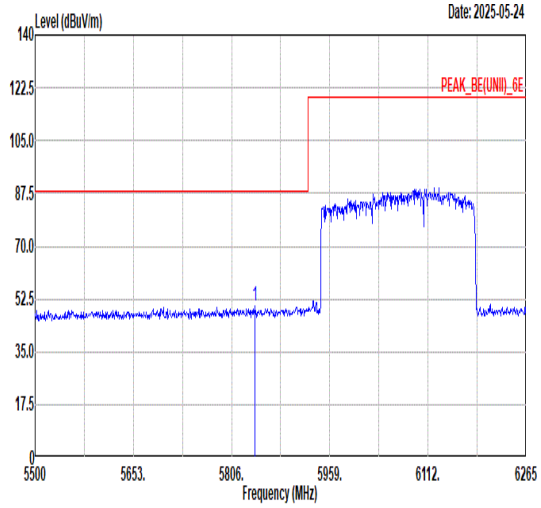 Freq Level Limit Line Margin Read Level Ant Factor Cable Loss Preamp Factor APos TPos Remark MHz dBuV/m dBuV/m dB dBuV dB/m dB dB cm deg 1 5842.72 50.31 88.20 -37.89 39.47 34.82 8.89 32.87 100 298 PEAK	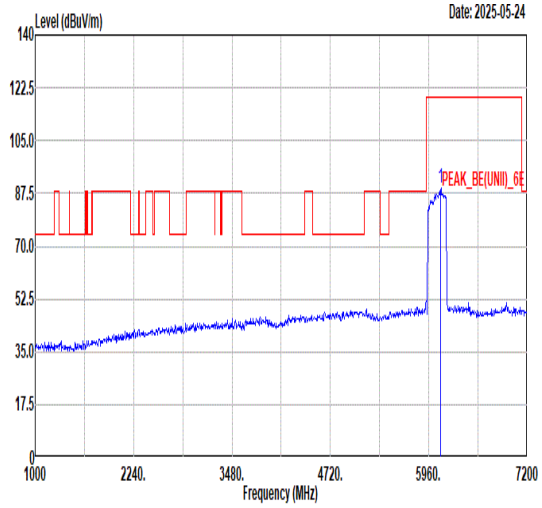 Freq Level Limit Line Margin Read Level Ant Factor Cable Loss Preamp Factor APos TPos Remark MHz dBuV/m dBuV/m dB dBuV dB/m dB dB cm deg 1 6105.00 89.39 ------ ------ 78.14 35.21 9.21 33.17 100 298 PEAK
Avg	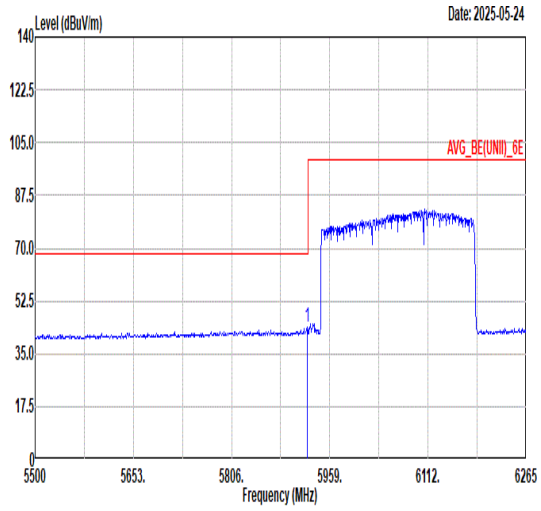 Freq Level Limit Line Margin Read Level Ant Factor Cable Loss Preamp Factor APos TPos Remark MHz dBuV/m dBuV/m dB dBuV dB/m dB dB cm deg 1 5923.81 43.99 68.20 -24.21 33.17 34.96 8.79 32.93 100 298 AVERAGE	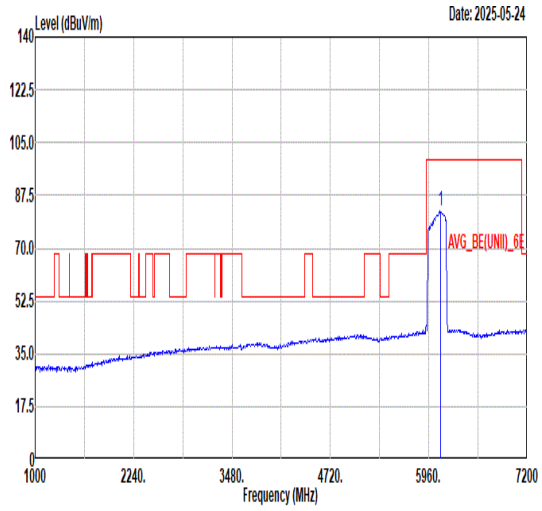 Freq Level Limit Line Margin Read Level Ant Factor Cable Loss Preamp Factor APos TPos Remark MHz dBuV/m dBuV/m dB dBuV dB/m dB dB cm deg 1 6105.00 82.44 ------ ------ 71.23 35.20 9.16 33.15 100 298 AVERAGE

Mode	73	
	Band Edge	
	U-NII-5_5.925-6.425_802.11be EHT320_CH31_Large RU 996*3 ❹ 6105MHz	
ANT	CDD 6+17	
Pol.	Vertical	Fundamental
Peak	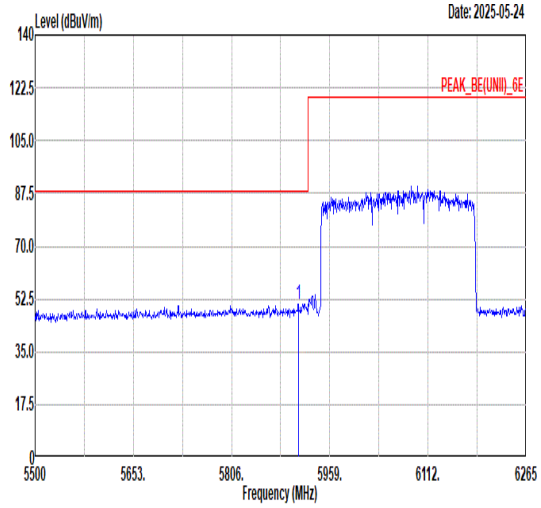 Freq Level Limit Line Margin Read Level Ant Factor Cable Loss Preamp Factor APos TPos Remark MHz dBuV/m dBuV/m dB dBuV dB/m dB dB cm deg 1 5910.04 50.94 88.20 -37.26 40.11 34.94 8.81 32.92 212 91 PEAK	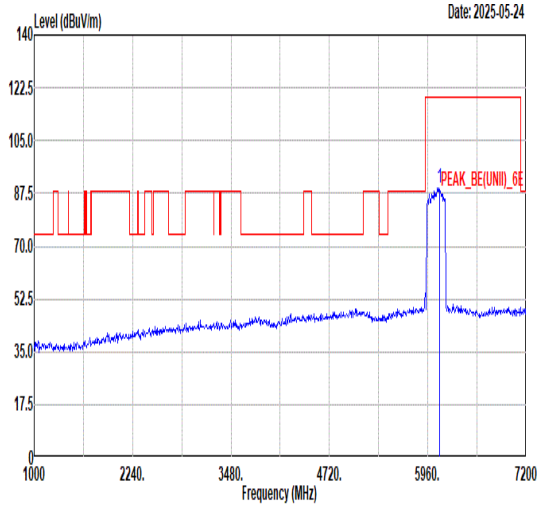 Freq Level Limit Line Margin Read Level Ant Factor Cable Loss Preamp Factor APos TPos Remark MHz dBuV/m dBuV/m dB dBuV dB/m dB dB cm deg 1 6105.00 89.43 ------ ------ 78.22 35.20 9.16 33.15 212 91 PEAK
Avg	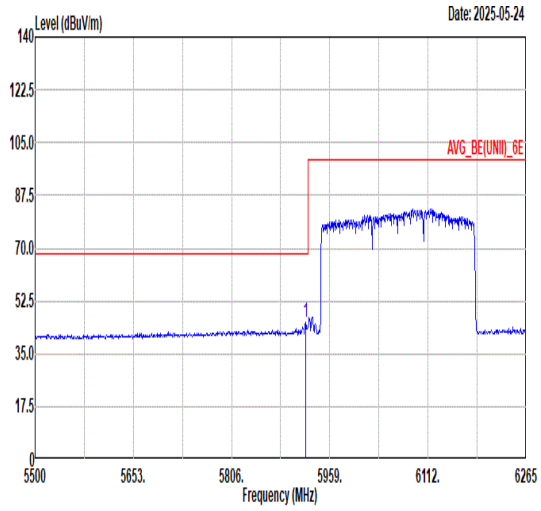 Freq Level Limit Line Margin Read Level Ant Factor Cable Loss Preamp Factor APos TPos Remark MHz dBuV/m dBuV/m dB dBuV dB/m dB dB cm deg 1 5921.52 45.48 68.20 -22.72 34.66 34.96 8.79 32.93 212 91 AVERAGE	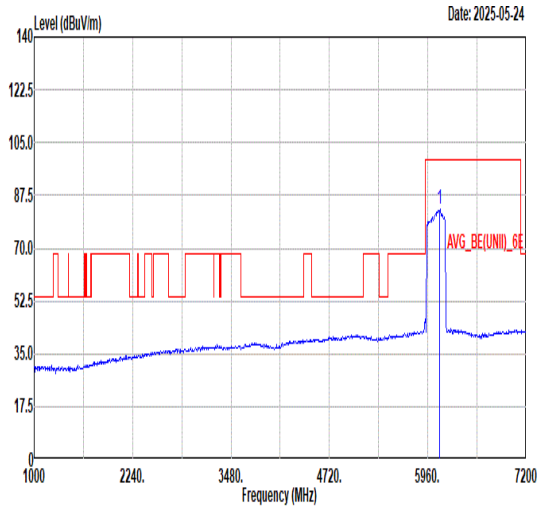 Freq Level Limit Line Margin Read Level Ant Factor Cable Loss Preamp Factor APos TPos Remark MHz dBuV/m dBuV/m dB dBuV dB/m dB dB cm deg 1 6105.00 82.69 ------ ------ 71.44 35.21 9.21 33.17 212 91 AVERAGE

Mode	74	
	Band Edge	
	U-NII-8_6.875-7.125_802.11be EHT320_CH191_Large RU 996*3 ❶_6905MHz	
ANT	CDD 6+17	
Pol.	Horizontal	Fundamental
Peak	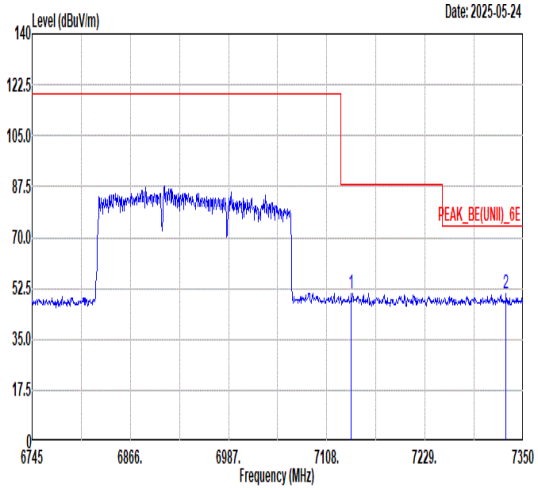 Freq Level Limit Line Margin Read Level Ant Factor Cable Loss Preamp Factor APos TPos Remark MHz dBuV/m dBuV/m dB dBuV dB/m dB dB cm deg 1 7138.25 50.59 88.20 -37.61 39.54 36.30 8.66 33.91 100 289 PEAK 2 7328.83 50.61 74.00 -23.39 39.39 36.30 8.99 34.07 100 289 PEAK	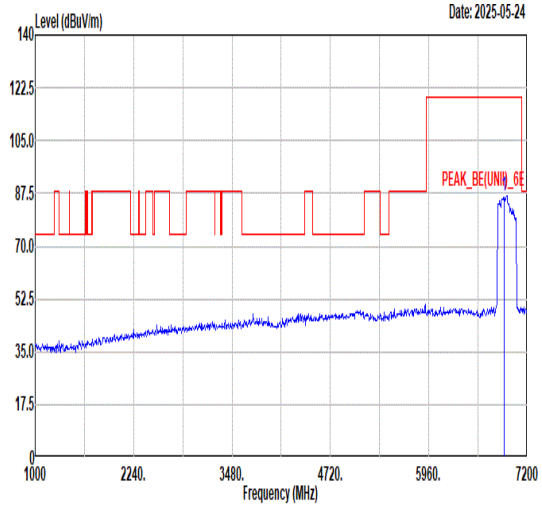 Freq Level Limit Line Margin Read Level Ant Factor Cable Loss Preamp Factor APos TPos Remark MHz dBuV/m dBuV/m dB dBuV dB/m dB dB cm deg 1 6905.00 86.75 ------ ------ 75.50 36.21 8.84 33.80 100 289 PEAK
Avg	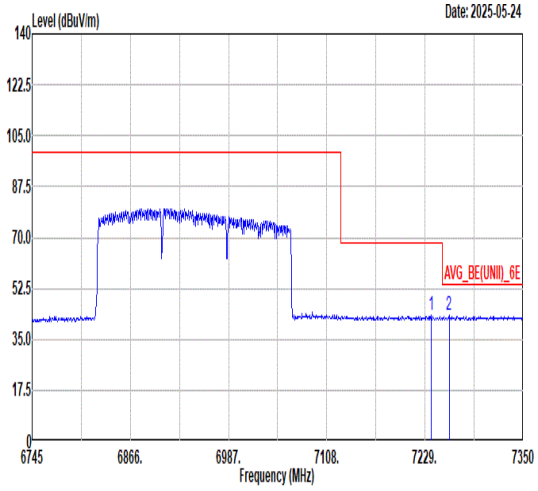 Freq Level Limit Line Margin Read Level Ant Factor Cable Loss Preamp Factor APos TPos Remark MHz dBuV/m dBuV/m dB dBuV dB/m dB dB cm deg 1 7236.26 43.07 68.20 -25.13 32.07 36.30 8.69 33.99 100 289 AVERAGE 2 7258.65 43.06 54.00 -10.94 32.01 36.30 8.76 34.01 100 289 AVERAGE	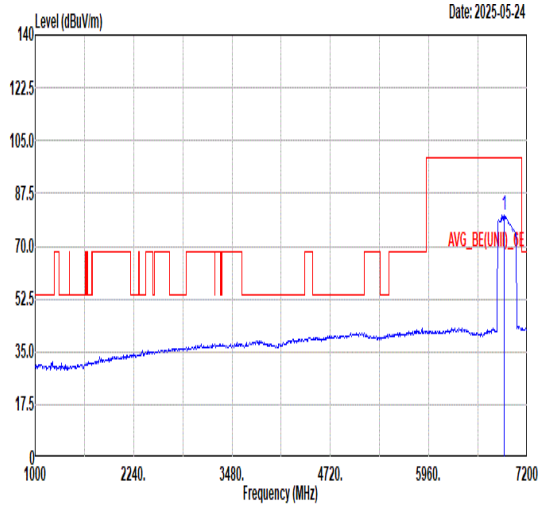 Freq Level Limit Line Margin Read Level Ant Factor Cable Loss Preamp Factor APos TPos Remark MHz dBuV/m dBuV/m dB dBuV dB/m dB dB cm deg 1 6905.00 80.20 ------ ------ 69.04 36.12 8.84 33.80 100 289 AVERAGE

Mode	74	
	Band Edge	
	U-NII-8_6.875-7.125_802.11be EHT320_CH191_Large RU 996*3 ❶_6905MHz	
ANT	CDD 6+17	
Pol.	Vertical	Fundamental
Peak	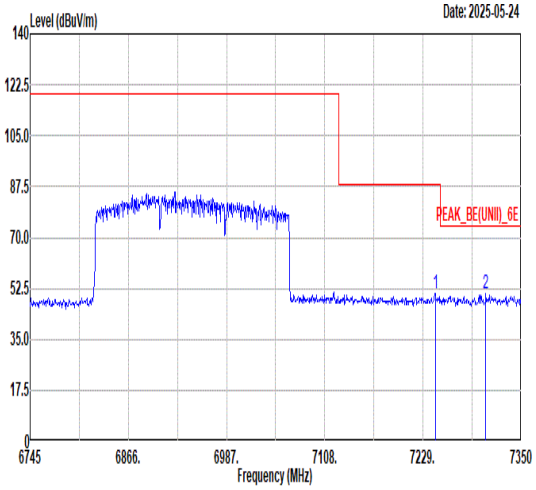 Freq Level Limit Line Margin Read Level Ant Factor Cable Loss Preamp Factor APos TPos Remark MHz dBuV/m dBuV/m dB dBuV dB/m dB dB cm deg 1 7244.13 50.77 88.20 -37.43 39.75 36.30 8.72 34.00 202 337 PEAK 2 7306.44 50.91 74.00 -23.09 39.74 36.30 8.92 34.05 202 337 PEAK	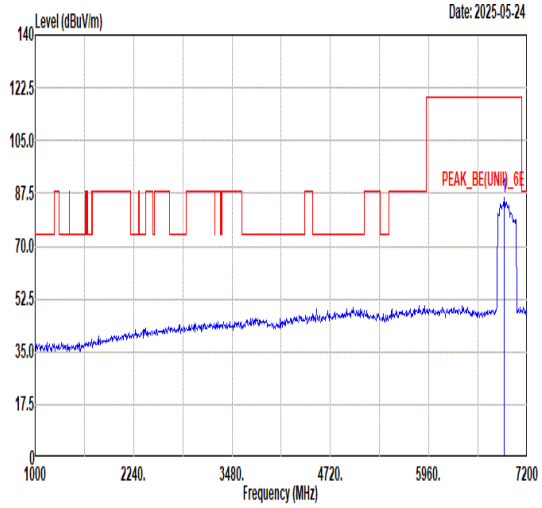 Freq Level Limit Line Margin Read Level Ant Factor Cable Loss Preamp Factor APos TPos Remark MHz dBuV/m dBuV/m dB dBuV dB/m dB dB cm deg 1 6905.00 86.18 ------ ------ 74.97 36.17 8.84 33.80 202 337 PEAK
Avg	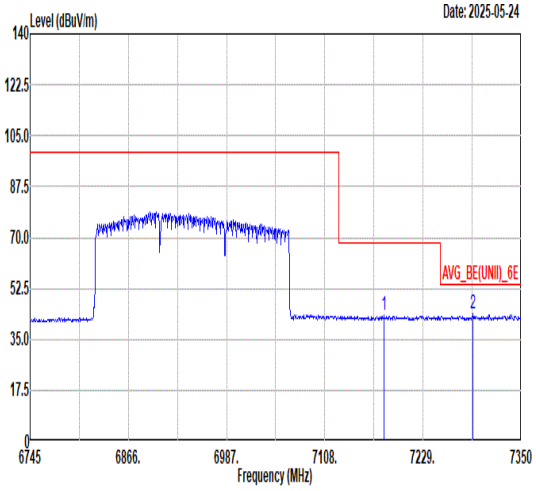 Freq Level Limit Line Margin Read Level Ant Factor Cable Loss Preamp Factor APos TPos Remark MHz dBuV/m dBuV/m dB dBuV dB/m dB dB cm deg 1 7181.21 43.15 68.20 -25.05 32.19 36.30 8.61 33.95 202 337 AVERAGE 2 7290.71 43.60 54.00 -10.40 32.47 36.30 8.87 34.04 202 337 AVERAGE	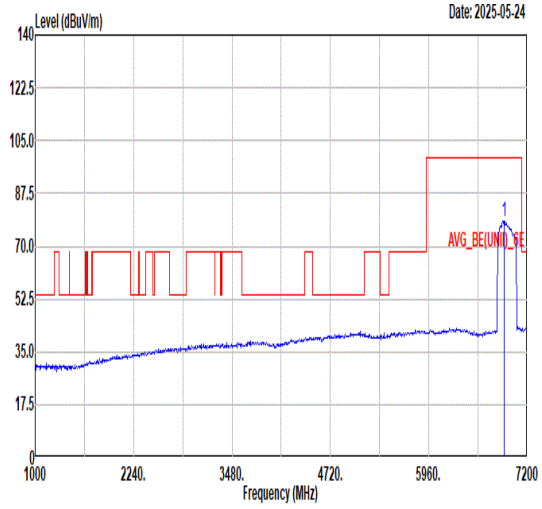 Freq Level Limit Line Margin Read Level Ant Factor Cable Loss Preamp Factor APos TPos Remark MHz dBuV/m dBuV/m dB dBuV dB/m dB dB cm deg 1 6905.00 78.23 ------ ------ 67.02 36.17 8.84 33.80 202 337 AVERAGE