11G_Ant8_2437_30~1000

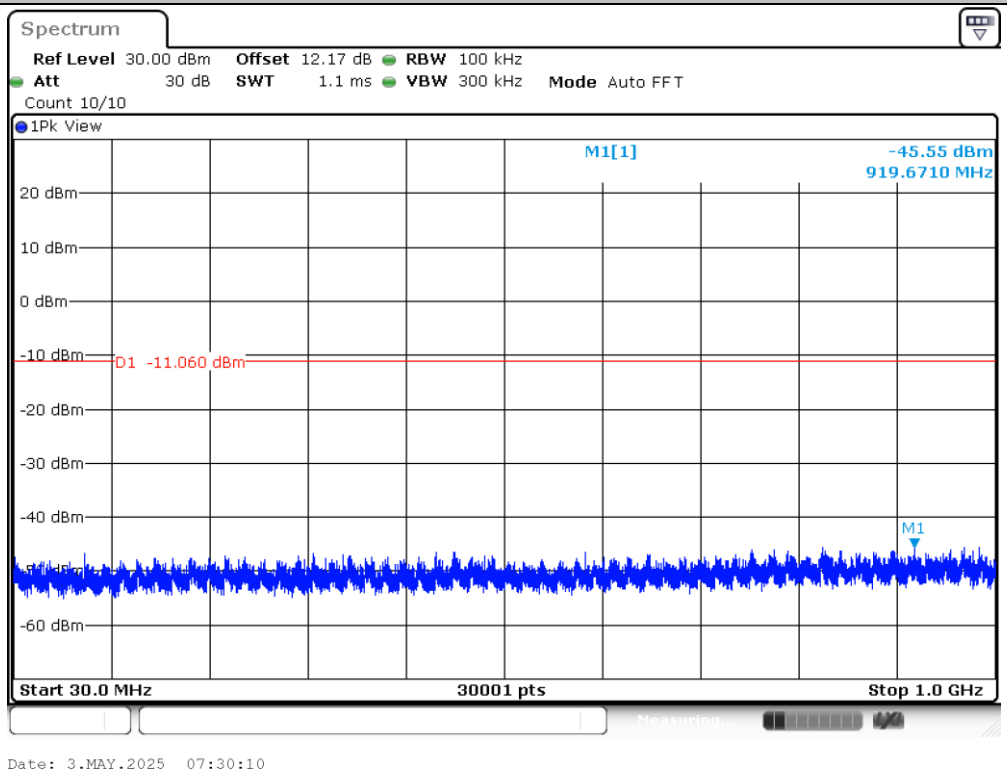

11G_Ant8_2437_1000~26500

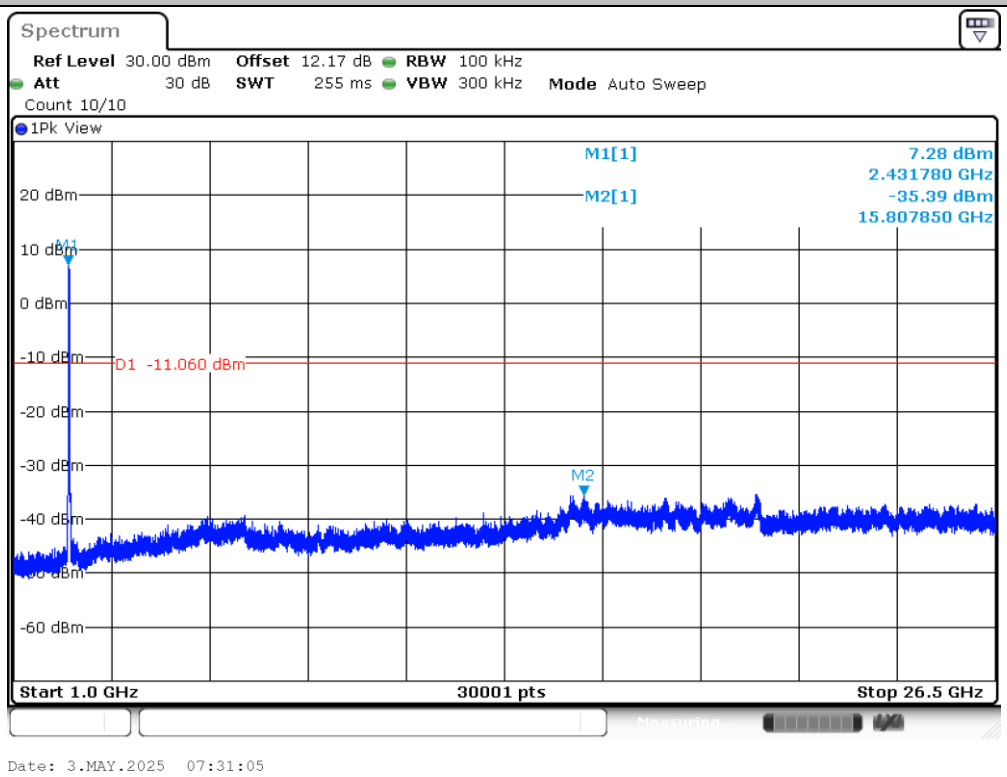

11G_Ant10_2462_30~1000

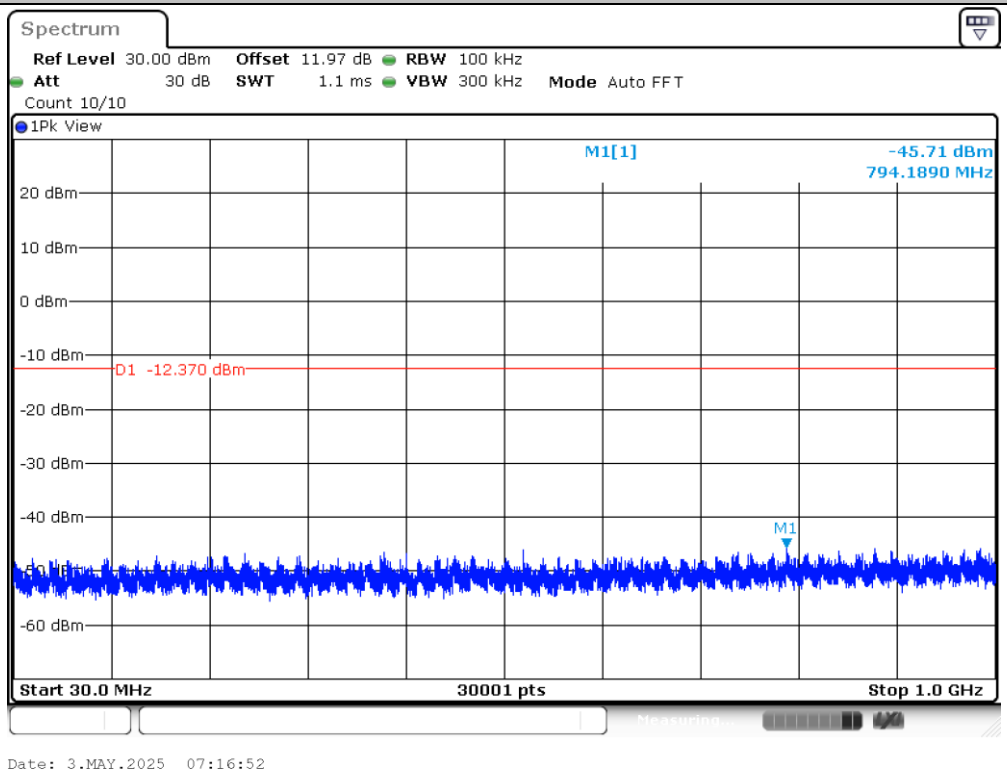

11G_Ant10_2462_1000~26500

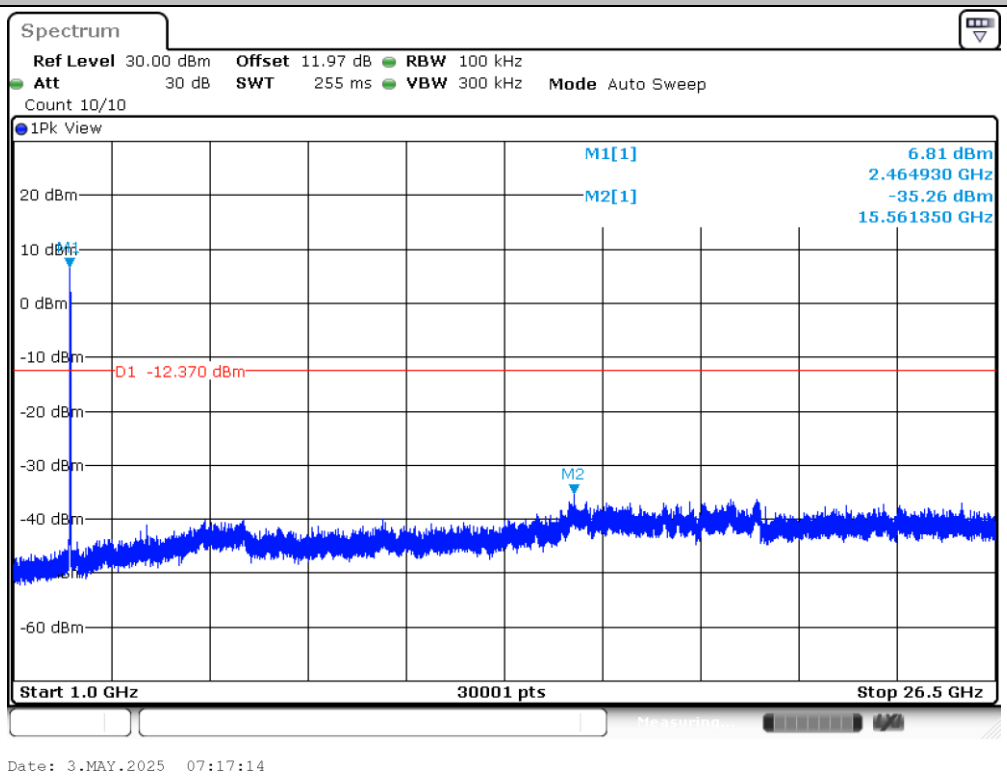

11G_Ant8_2462_30~1000

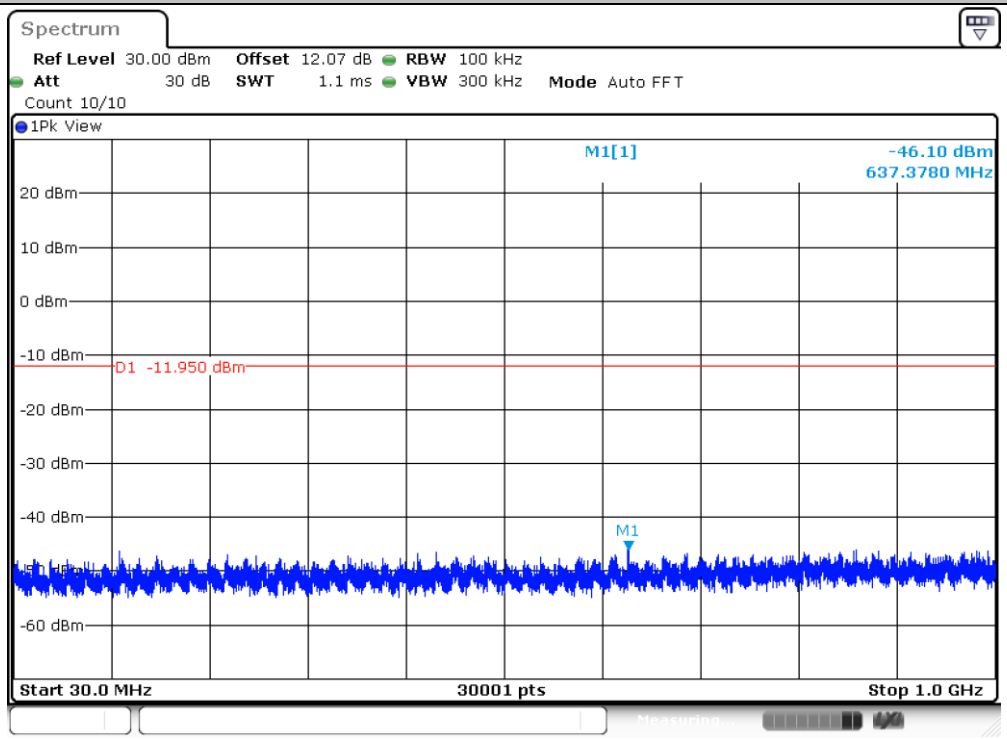

11G_Ant8_2462_1000~26500

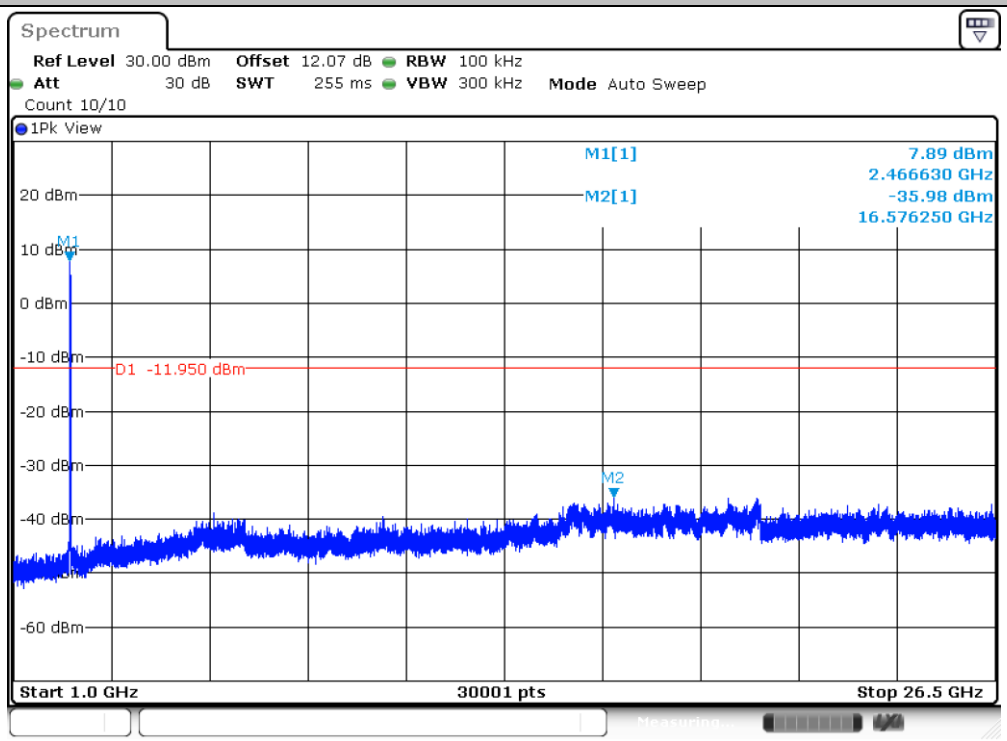

11N20MIMO_Ant10_2412_30~1000

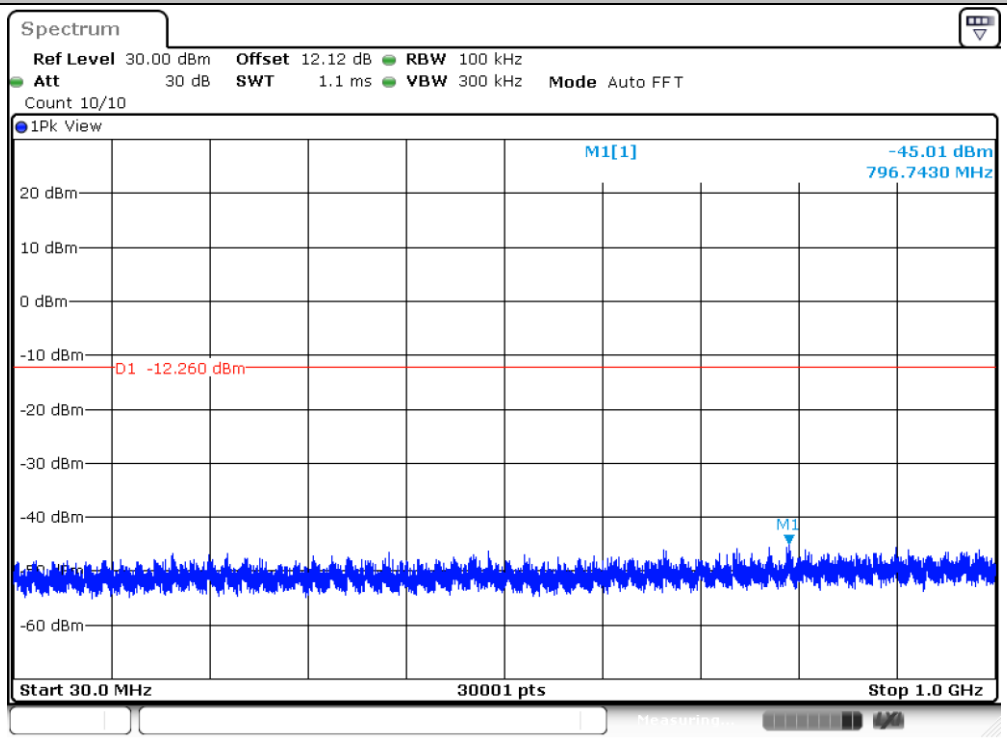

11N20MIMO_Ant10_2412_1000~26500

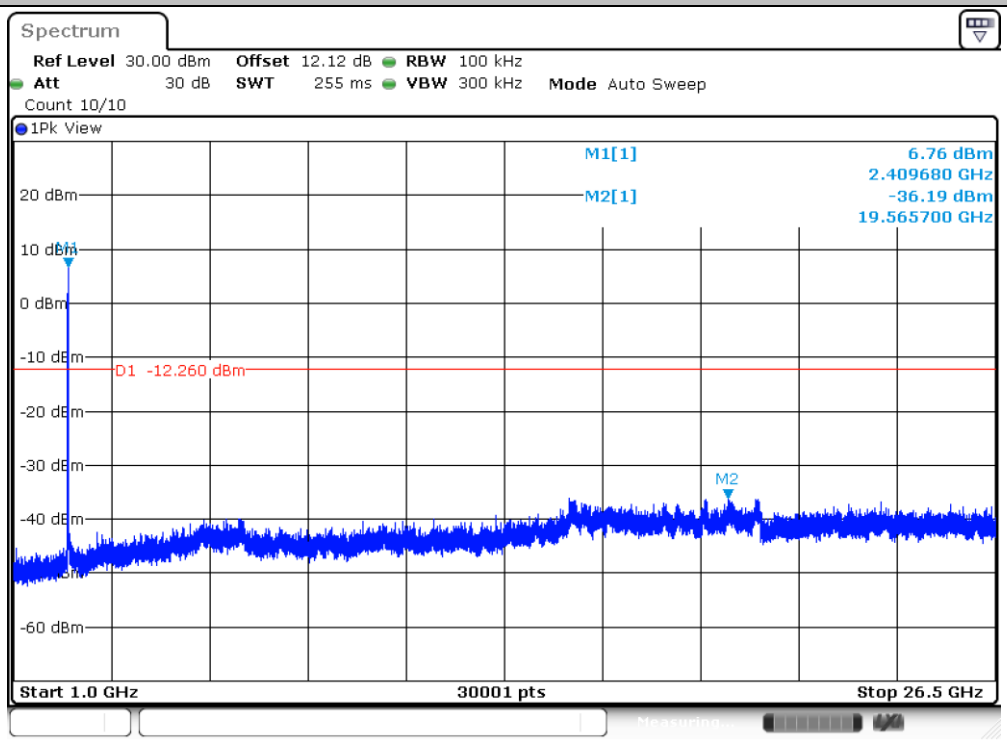

11N20MIMO_Ant8_2412_30~1000

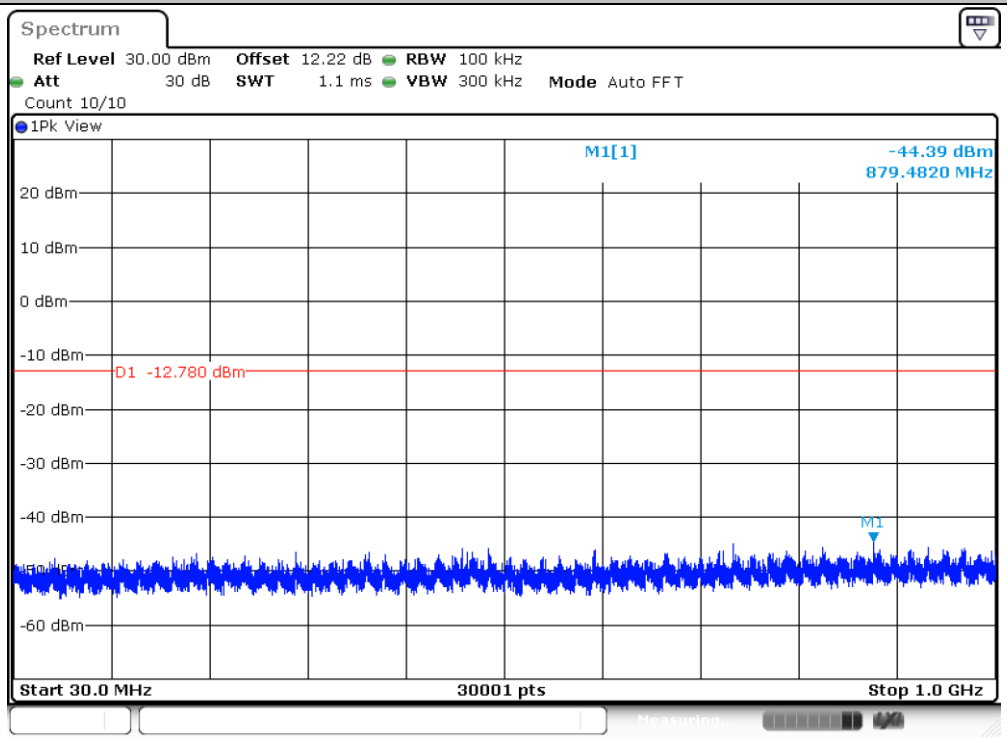

Date: 3.MAY.2025 09:30:39

11N20MIMO_Ant8_2412_1000~26500

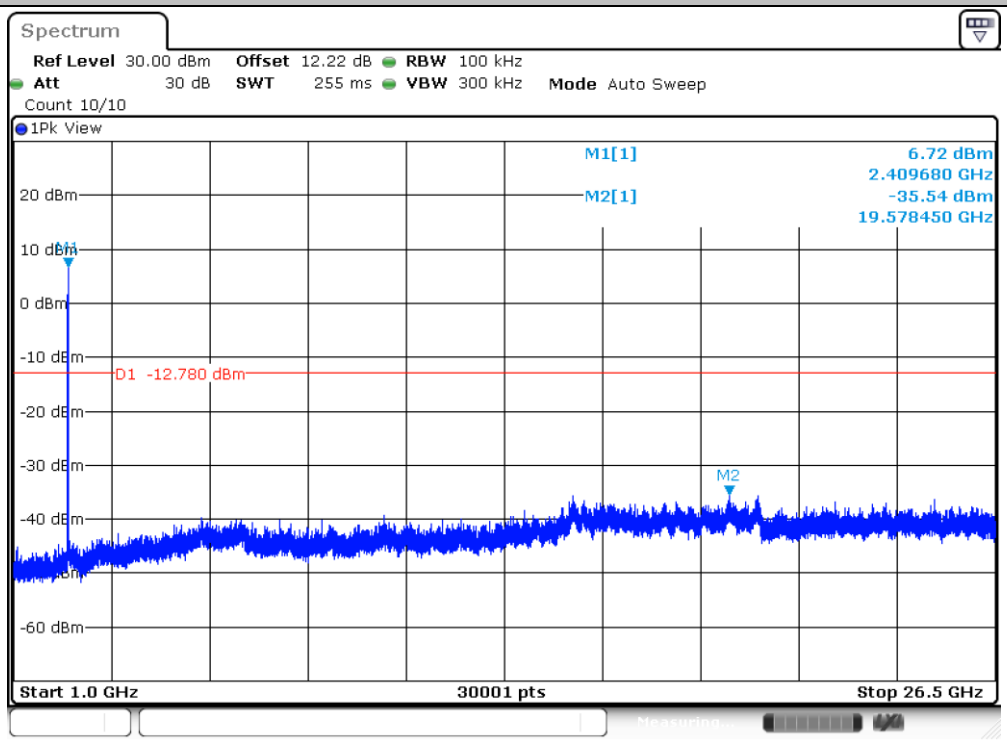

Date: 3.MAY.2025 09:31:01

11N20MIMO_Ant10_2437_30~1000

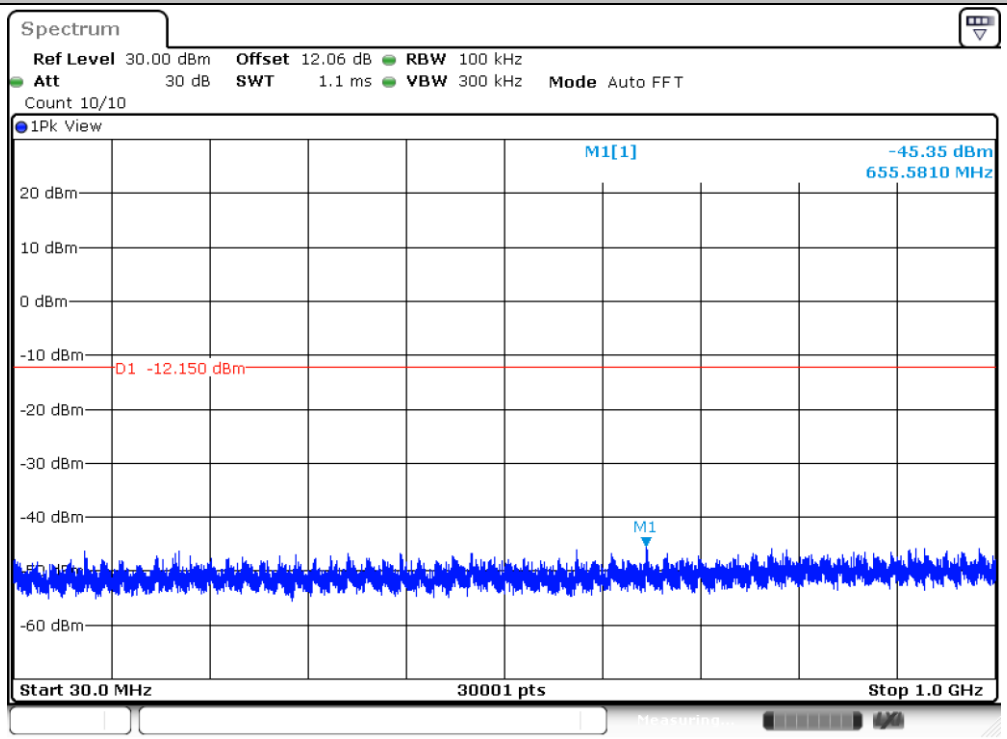

Date: 3.MAY.2025 09:32:10

11N20MIMO_Ant10_2437_1000~26500

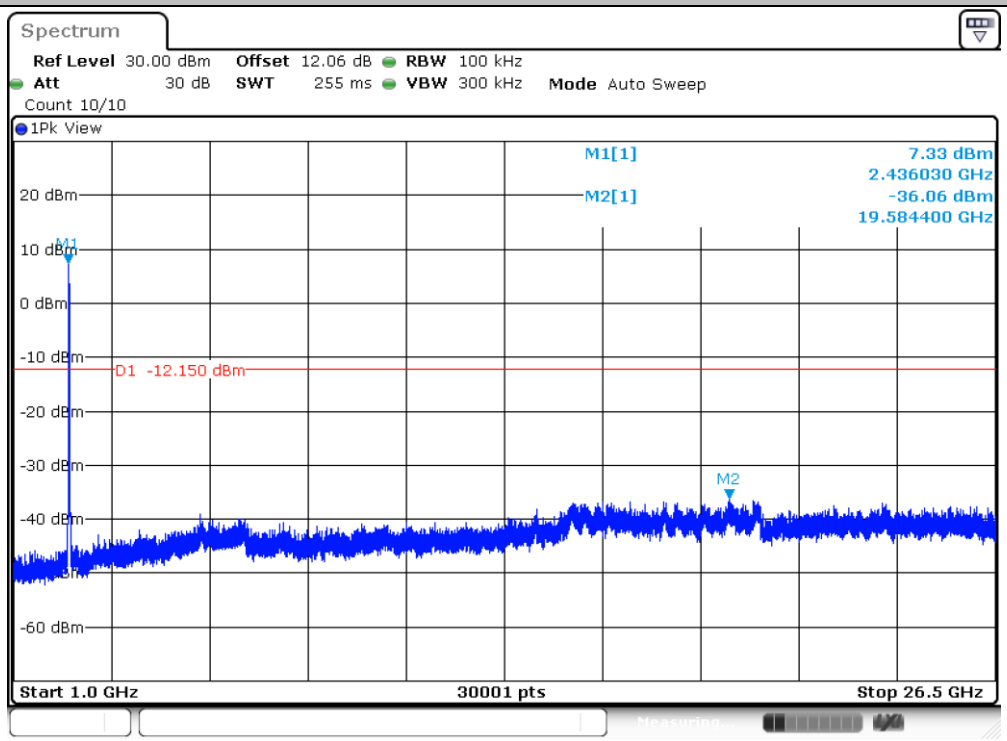

Date: 3.MAY.2025 09:32:32

11N20MIMO_Ant8_2437_30~1000

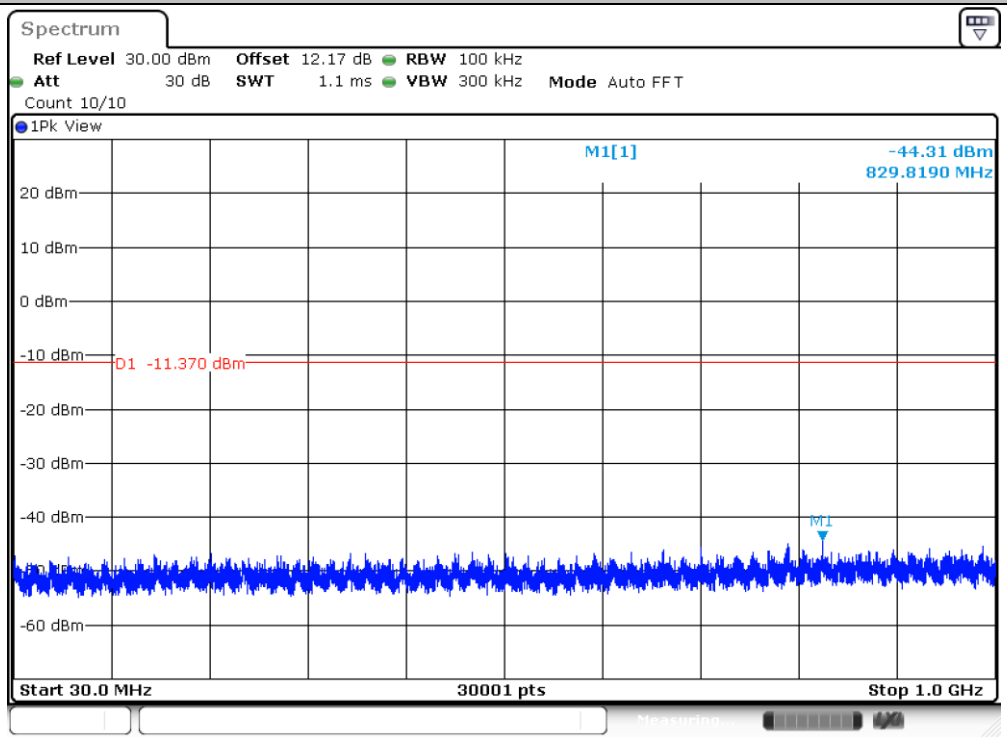

11N20MIMO_Ant8_2437_1000~26500

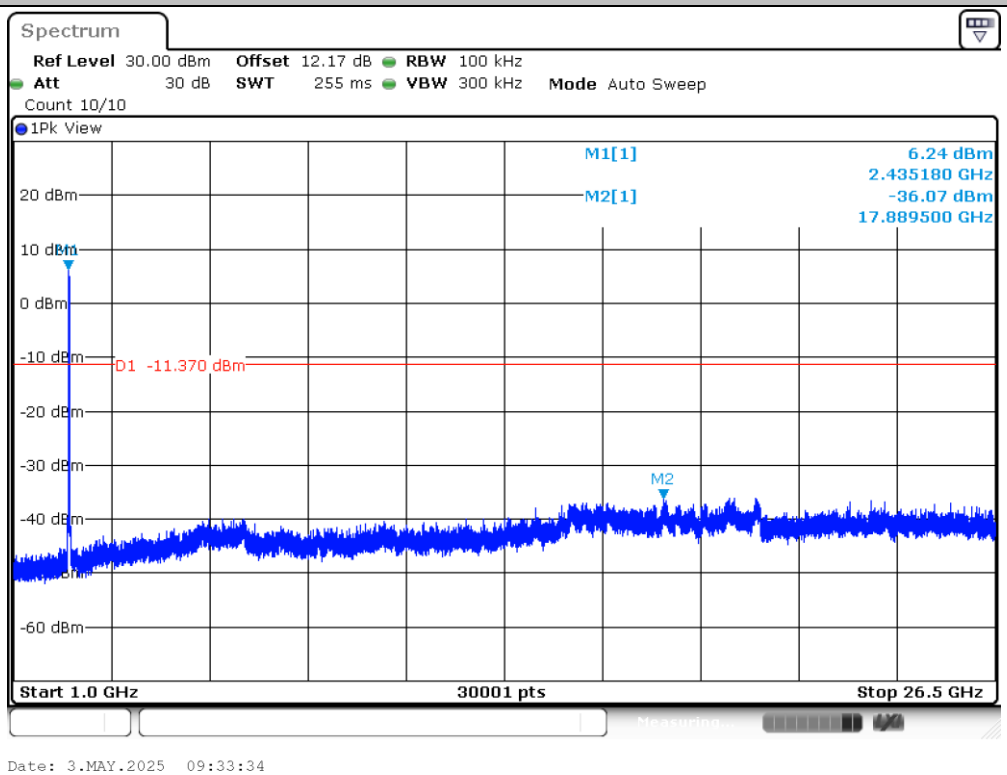

11N20MIMO_Ant10_2462_30~1000

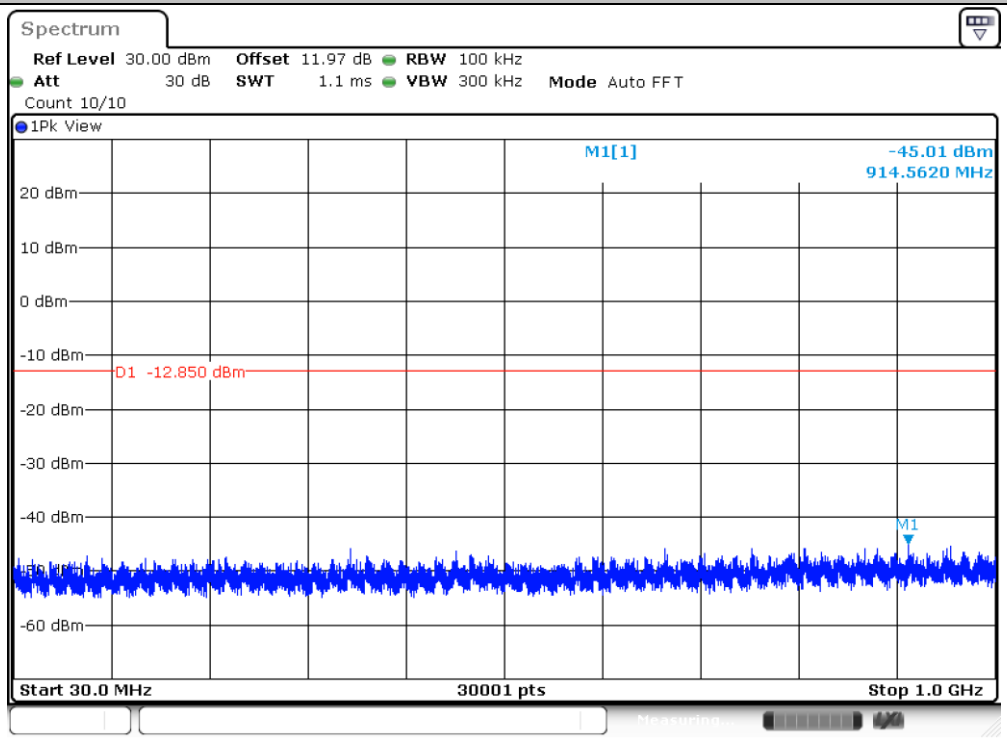

Date: 3.MAY.2025 09:34:43

11N20MIMO_Ant10_2462_1000~26500

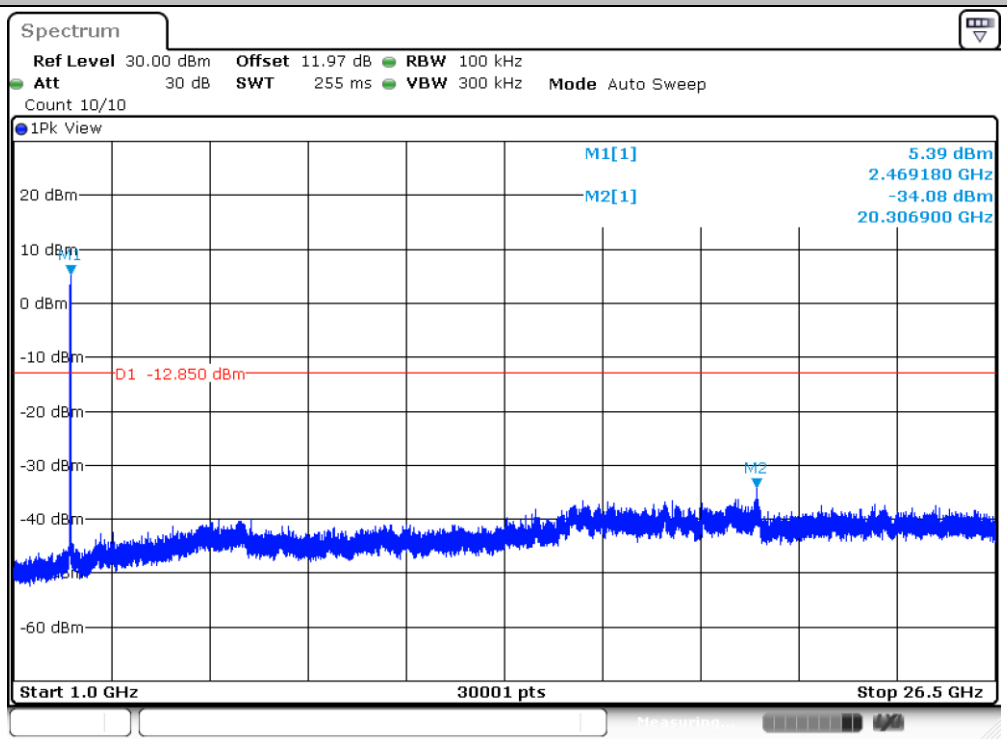

Date: 3.MAY.2025 09:35:05

11N20MIMO_Ant8_2462_30~1000

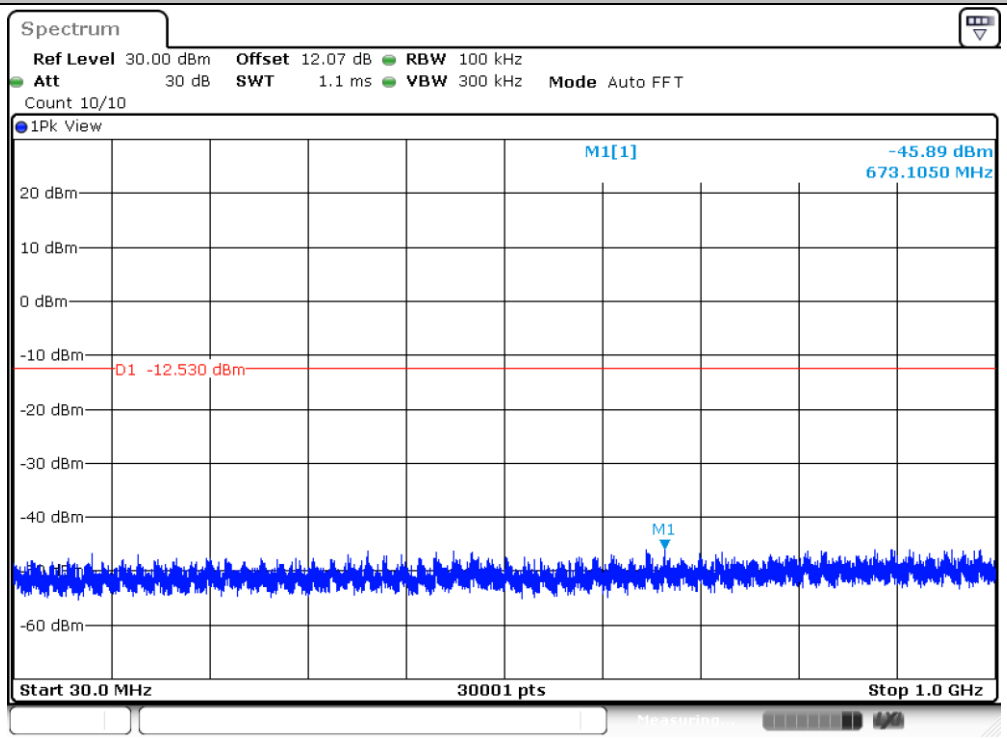

11N20MIMO_Ant8_2462_1000~26500

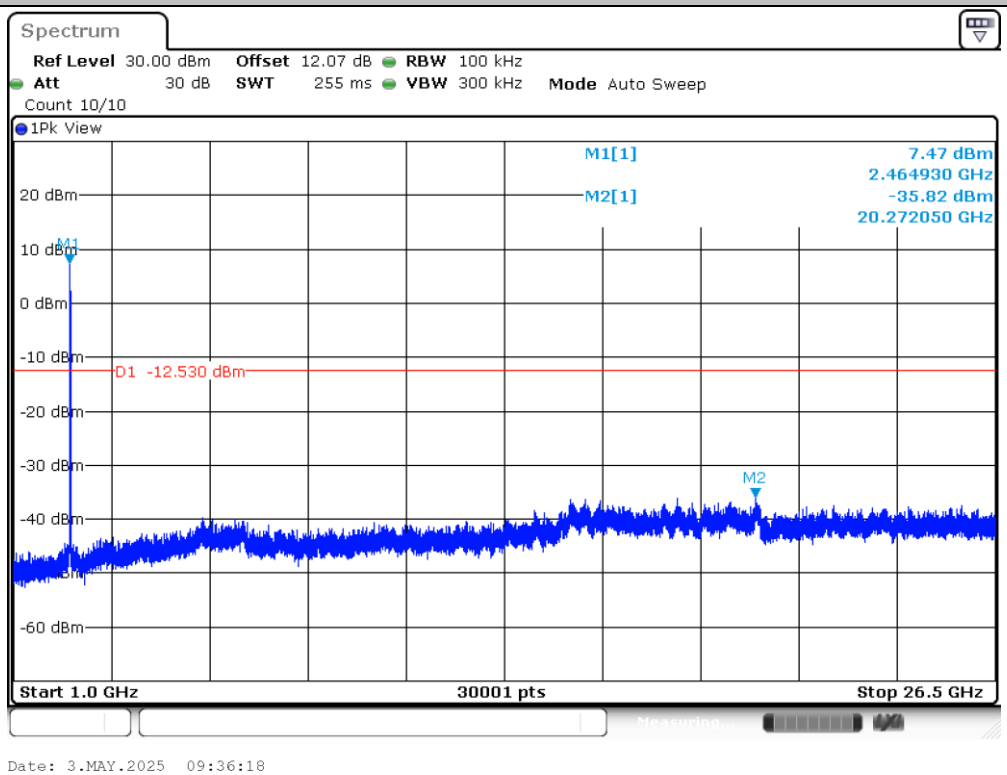

11BE20MIMO_Ant10_2412_30~1000

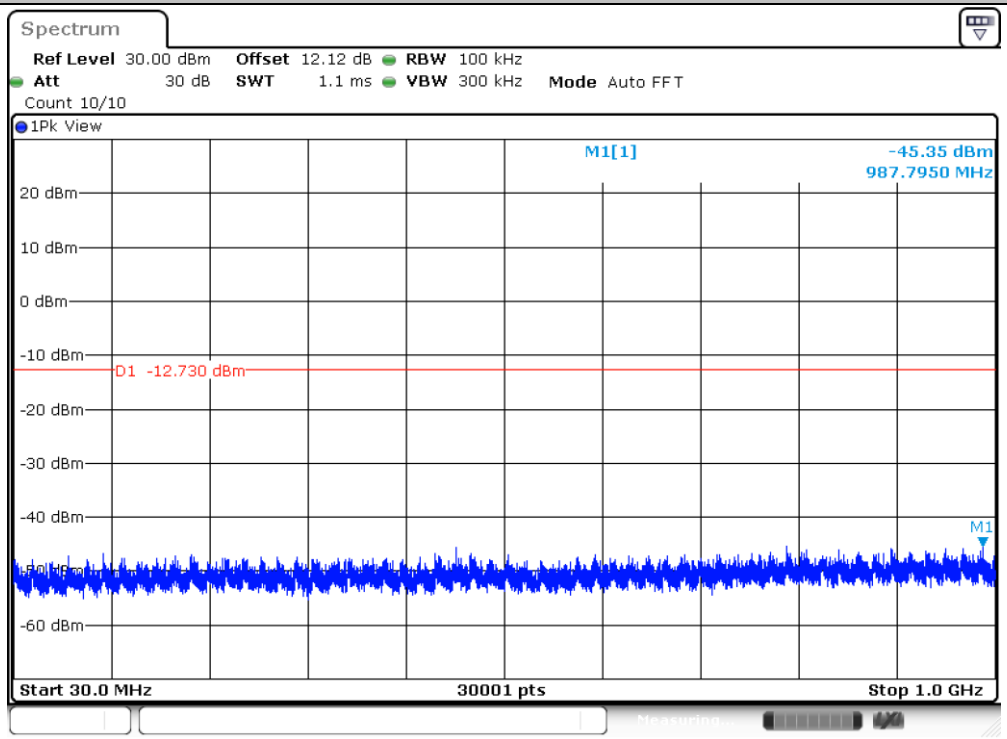

Date: 3.MAY.2025 09:37:34

11BE20MIMO_Ant10_2412_1000~26500

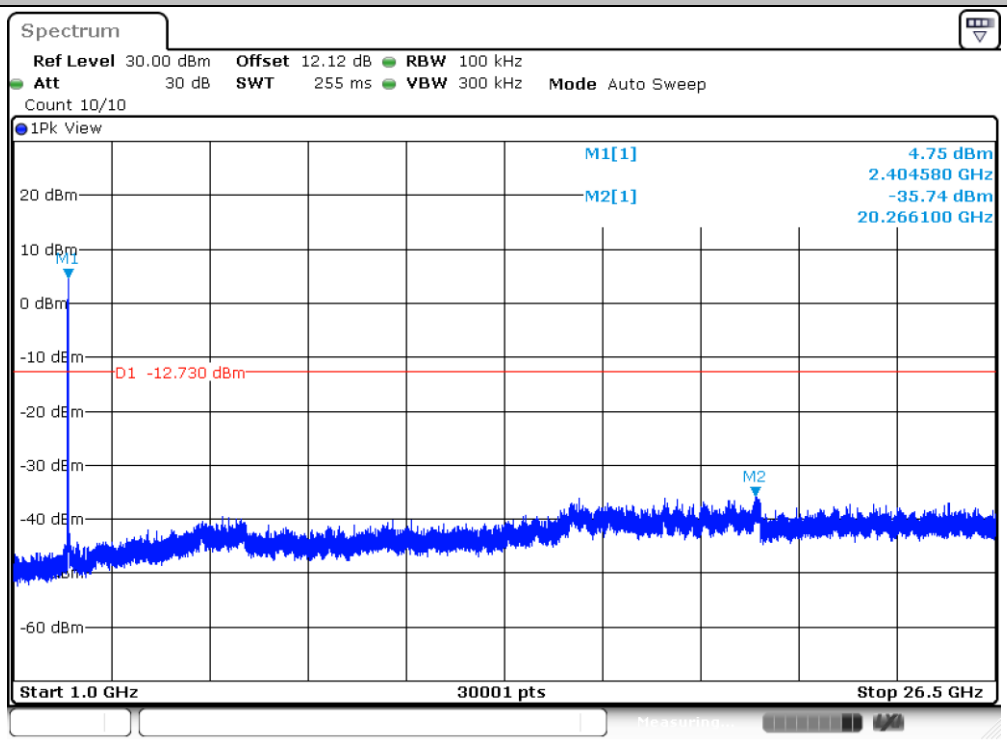

Date: 3.MAY.2025 09:37:56

11BE20MIMO_Ant8_2412_30~1000

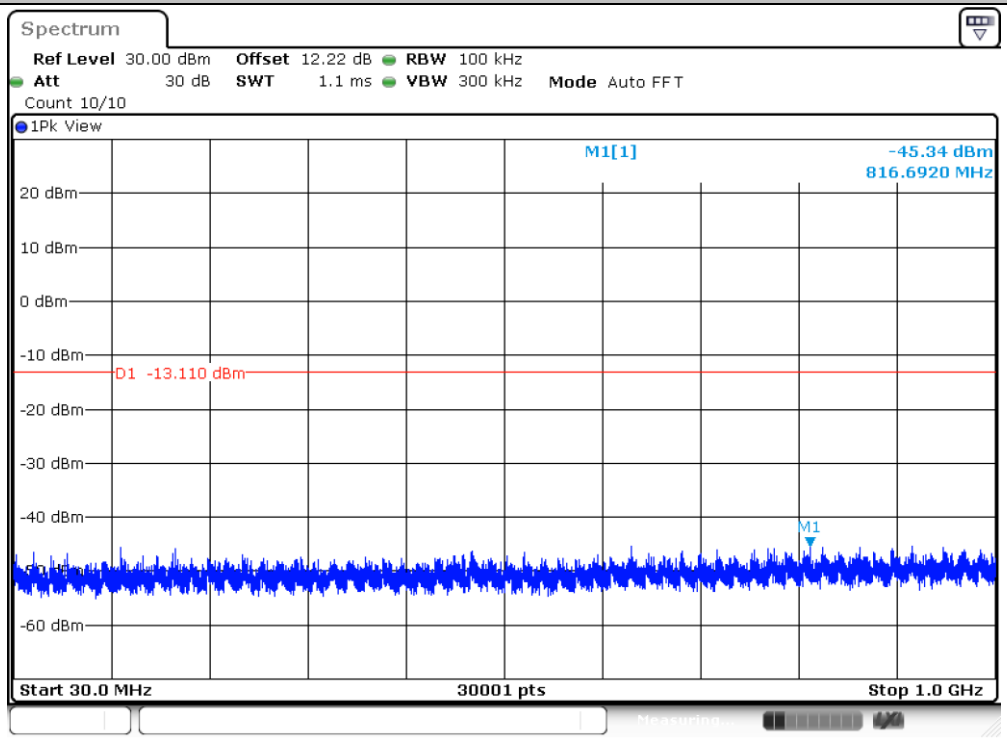

Date: 3.MAY.2025 09:38:50

11BE20MIMO_Ant8_2412_1000~26500

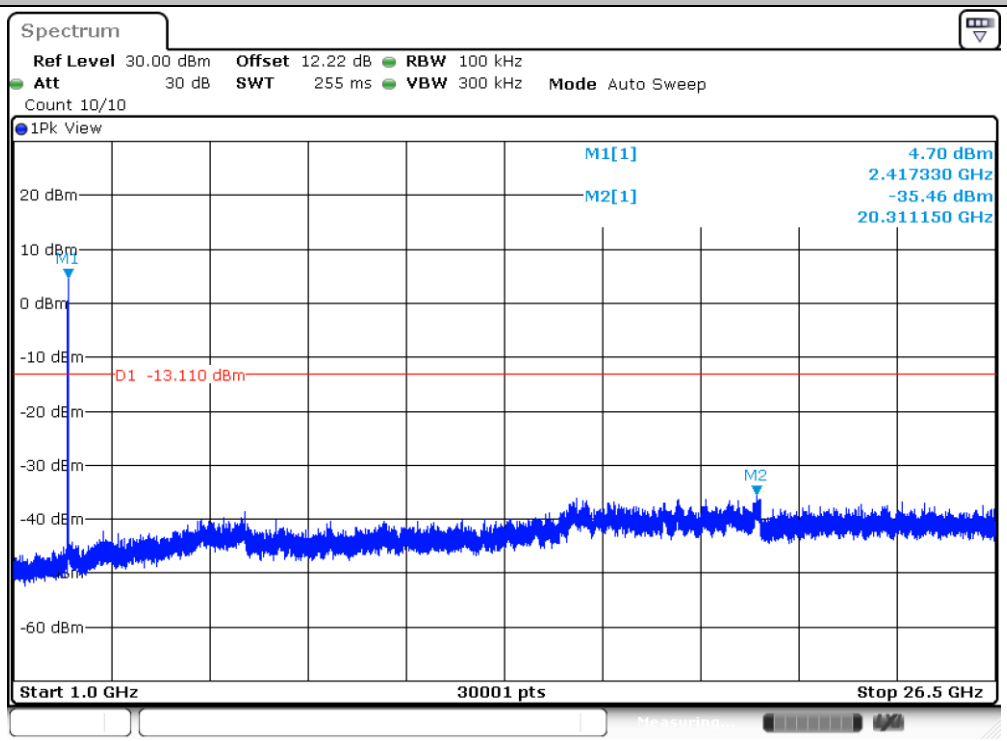

Date: 3.MAY.2025 09:39:12

11BE20MIMO_Ant10_2437_30~1000

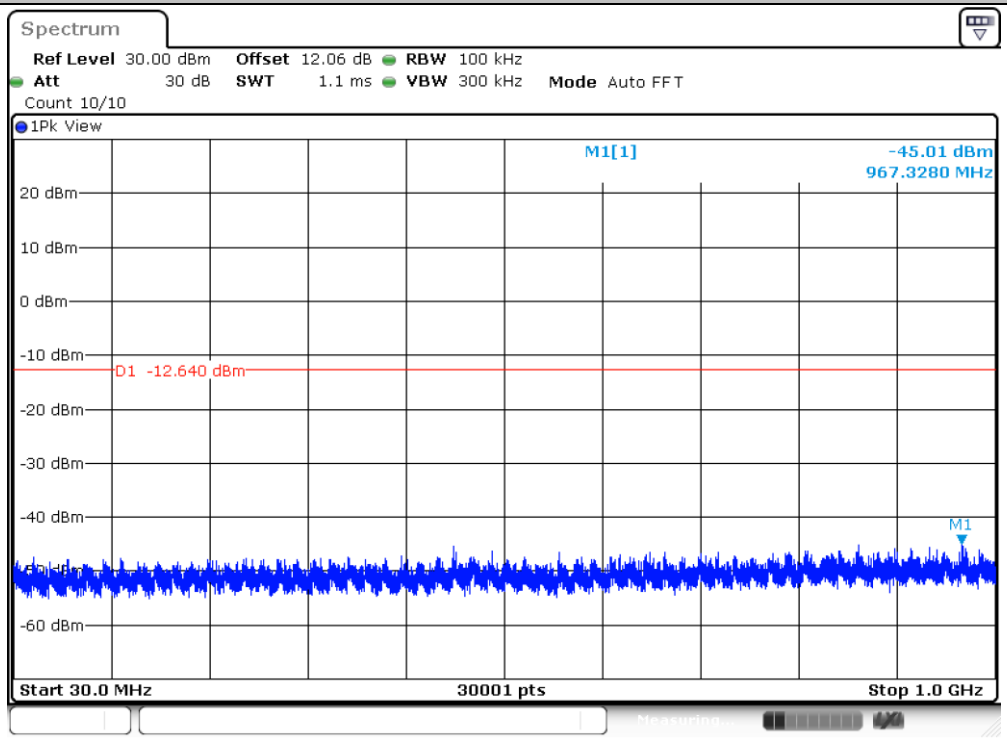

Date: 3.MAY.2025 09:40:47

11BE20MIMO_Ant10_2437_1000~26500

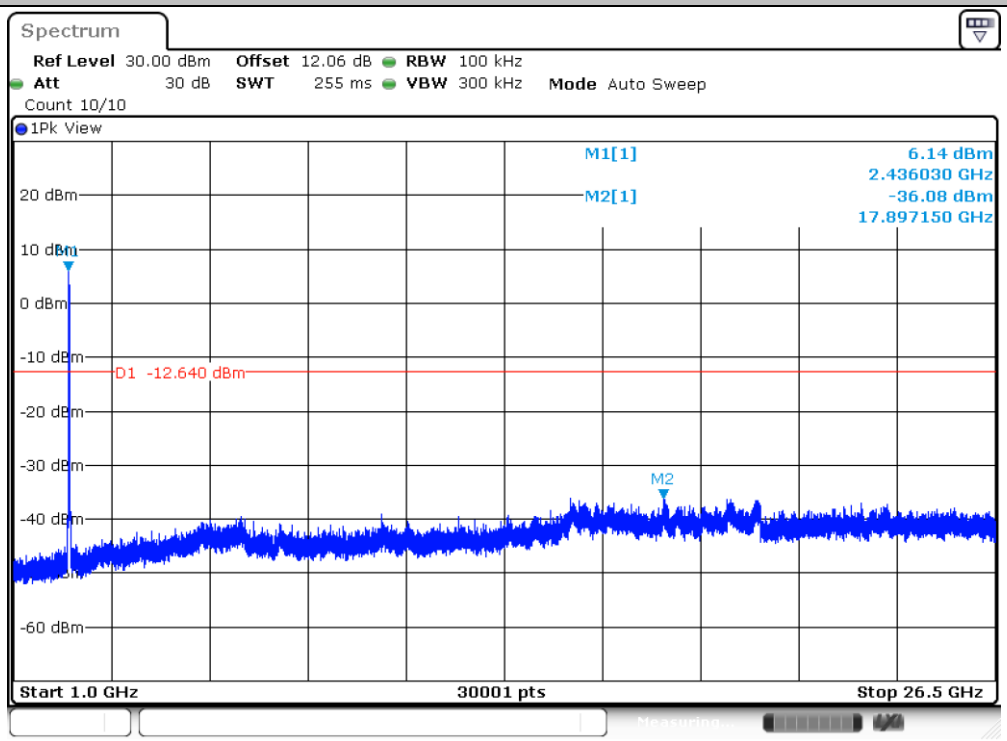

Date: 3.MAY.2025 09:41:09

11BE20MIMO_Ant8_2437_30~1000

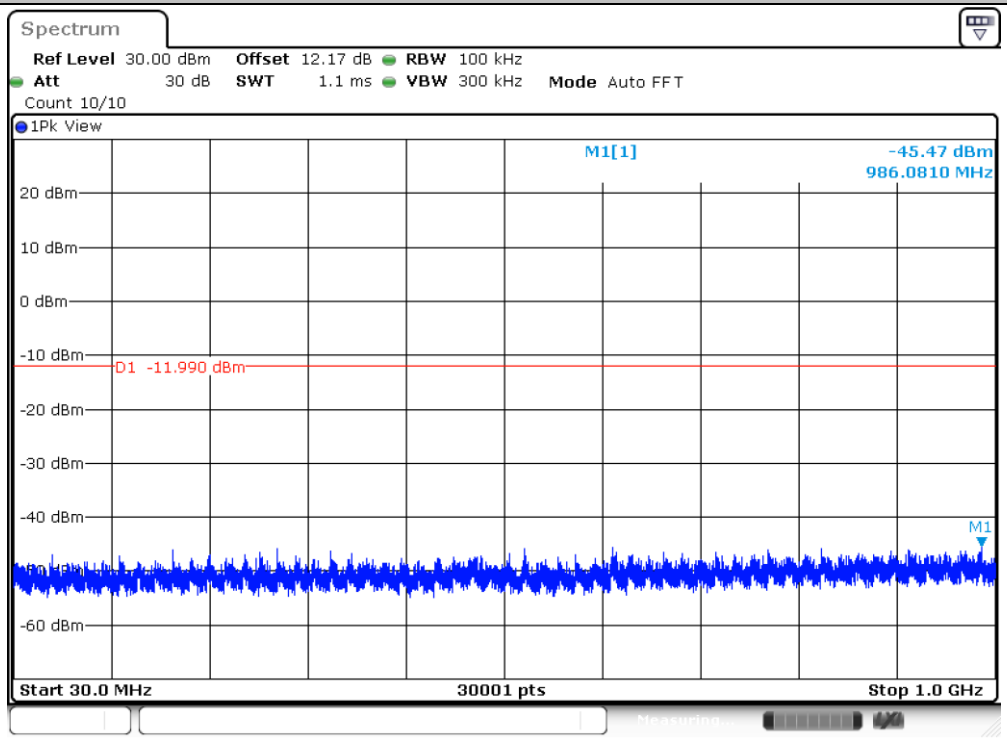

11BE20MIMO_Ant8_2437_1000~26500

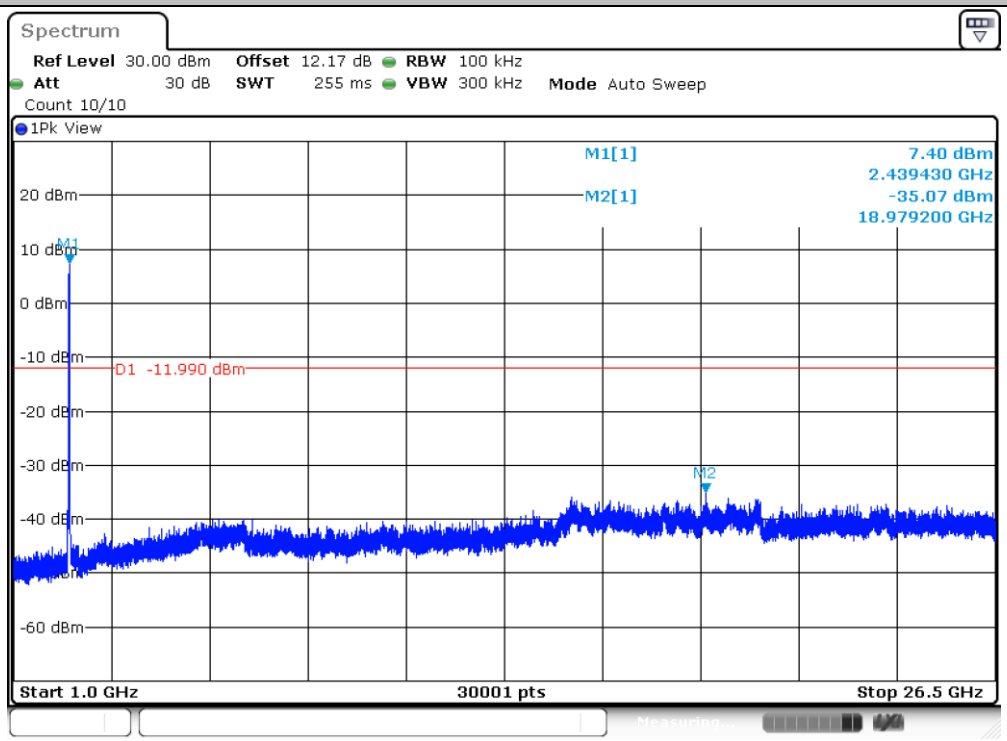

11BE20MIMO_Ant10_2462_30~1000

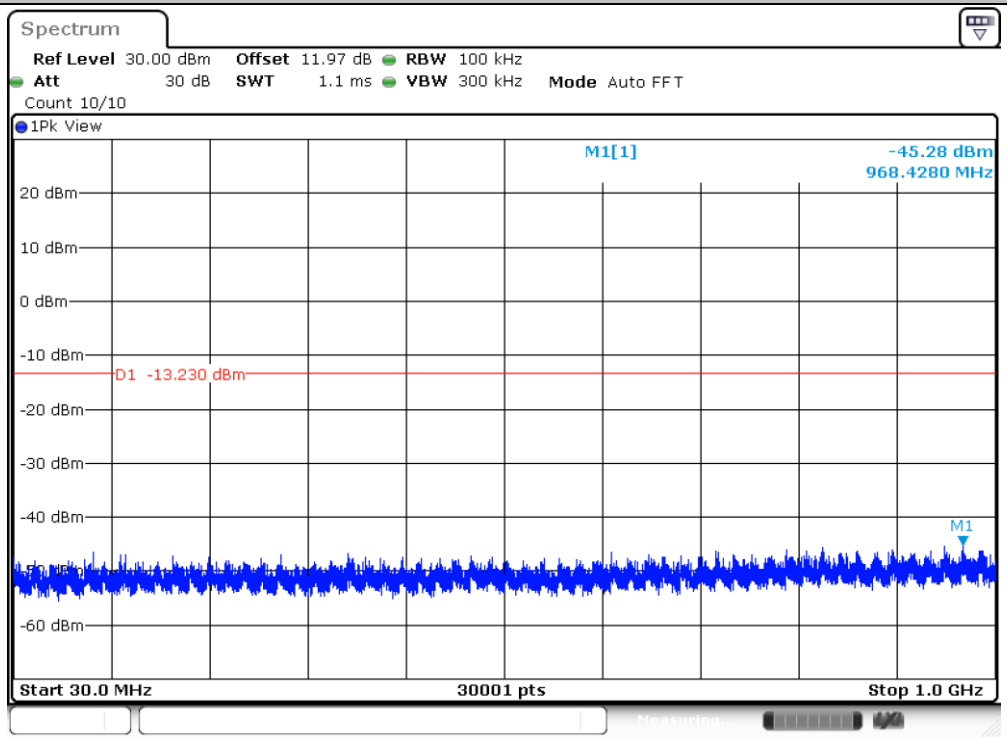

Date: 3.MAY.2025 09:43:25

11BE20MIMO_Ant10_2462_1000~26500

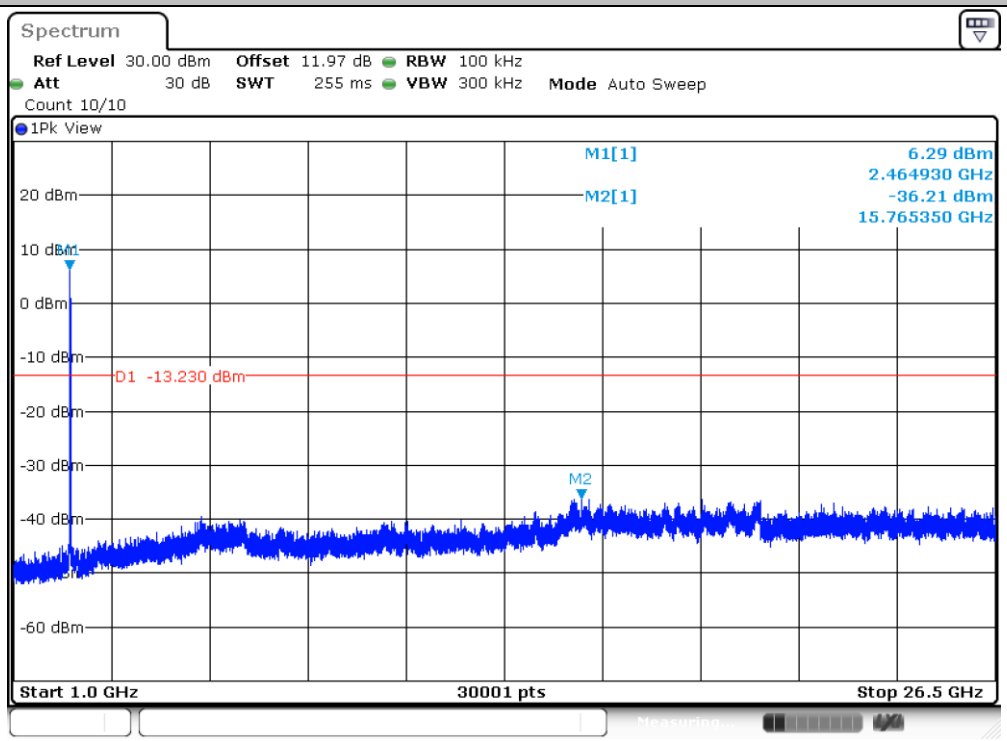

Date: 3.MAY.2025 09:43:47

11BE20MIMO_Ant8_2462_30~1000

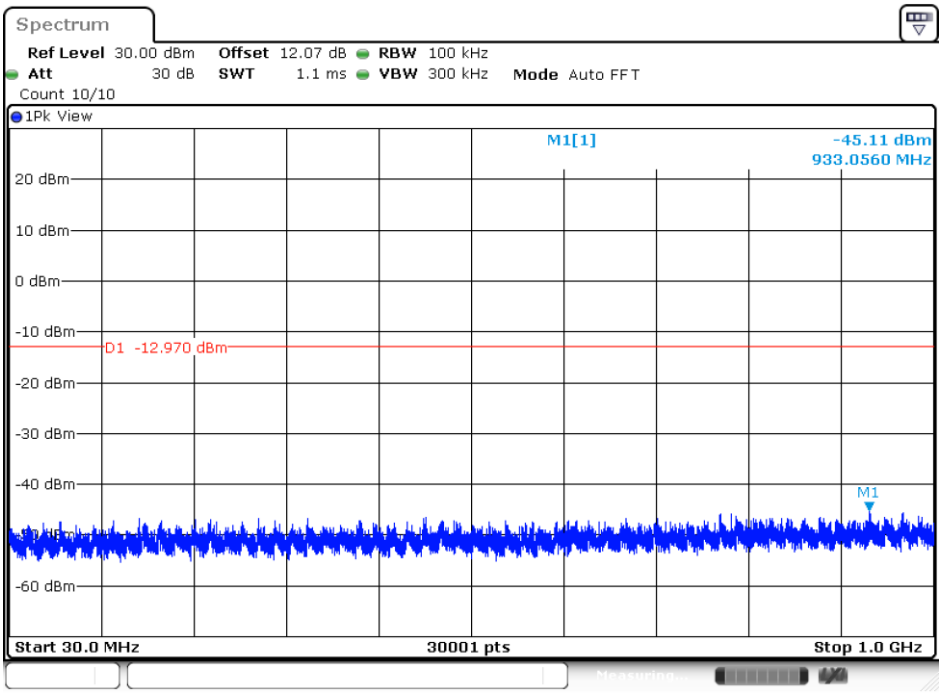

Date: 3.MAY.2025 09:44:40

11BE20MIMO_Ant8_2462_1000~26500

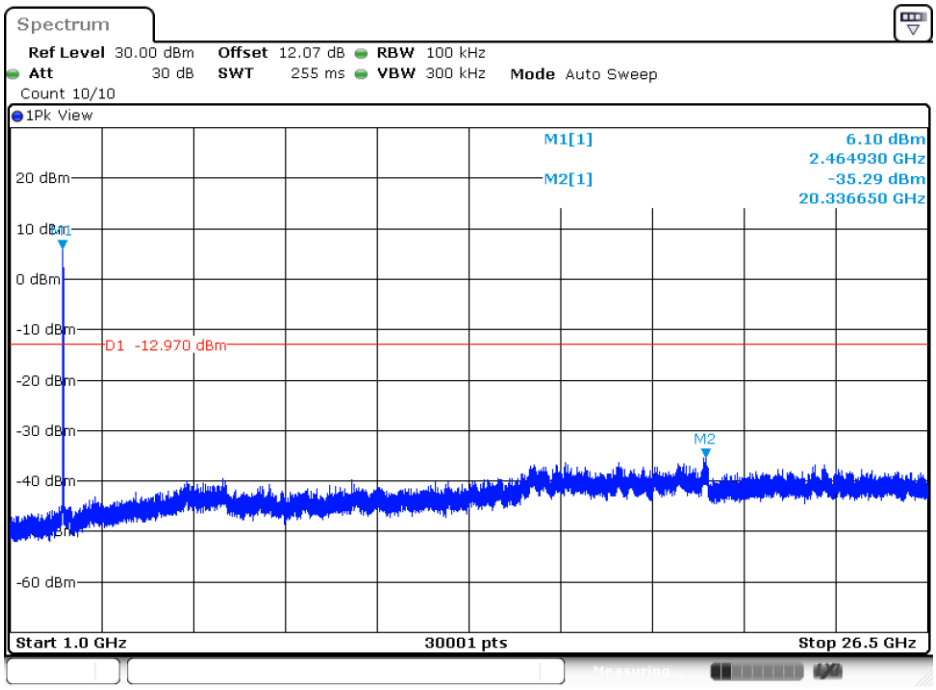

Date: 3.MAY.2025 09:45:02

<Single RU>

Maximum power spectral density

Test Result

TestMode	Antenna	Freq(MHz)	RuSize	RuIndex	Result [dBm/3kHz]	Limit [dBm/3kHz]	Verdict
11BE20MIMO	Ant10	2412	26Tone	RU0	-8.59	≤8.00	PASS
			52Tone	RU37	-7.14	≤8.00	PASS
			106Tone	RU53	-7.36	≤8.00	PASS
	Ant8	2412	26Tone	RU0	-7.94	≤8.00	PASS
			52Tone	RU37	-7.49	≤8.00	PASS
			106Tone	RU53	-7.31	≤8.00	PASS
	total	2412	26Tone	RU0	-5.24	≤8.00	PASS
			52Tone	RU37	-4.30	≤8.00	PASS
			106Tone	RU53	-4.32	≤8.00	PASS
	Ant10	2462	26Tone	RU8	-8.41	≤8.00	PASS
			52Tone	RU40	-7.89	≤8.00	PASS
			106Tone	RU54	-8.19	≤8.00	PASS
	Ant8	2462	26Tone	RU8	-8.14	≤8.00	PASS
			52Tone	RU40	-7.34	≤8.00	PASS
			106Tone	RU54	-7.60	≤8.00	PASS
	total	2462	26Tone	RU8	-5.26	≤8.00	PASS
			52Tone	RU40	-4.60	≤8.00	PASS
			106Tone	RU54	-4.87	≤8.00	PASS

Test Graphs

11BE20MIMO_Ant10_2412_26Tone_RU0

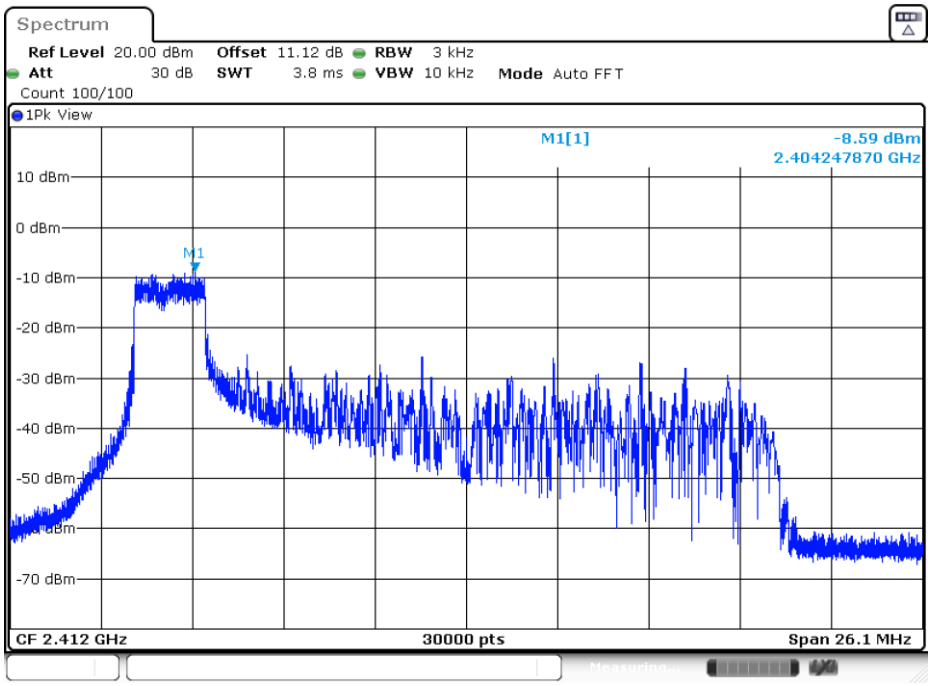

Date: 3.JUN.2025 09:31:28

11BE20MIMO_Ant10_2412_52Tone_RU37

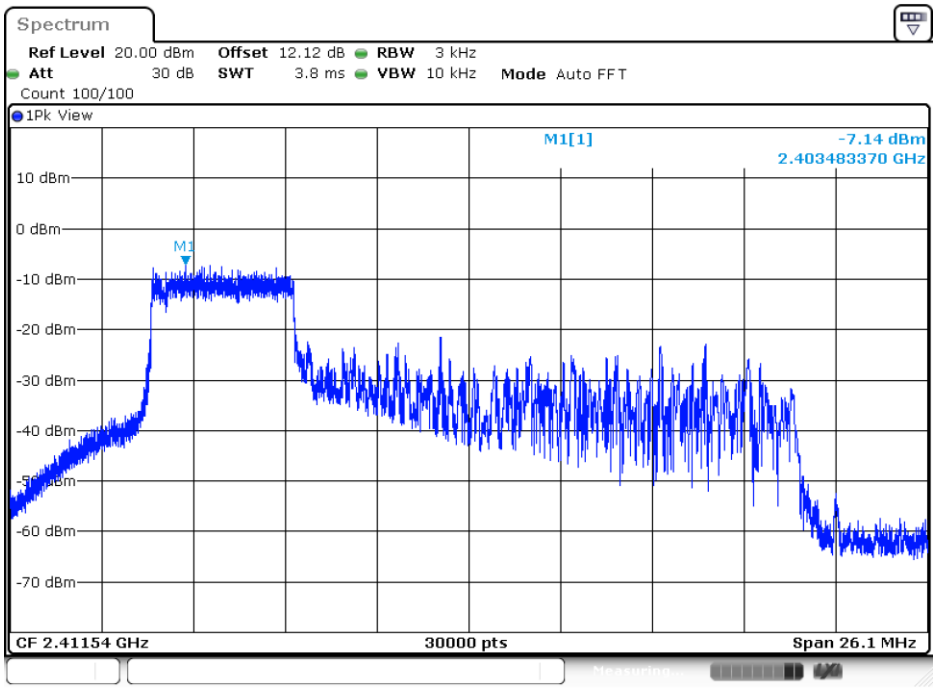

Date: 3.MAY.2025 10:37:03

11BE20MIMO_Ant10_2412_106Tone_RU53

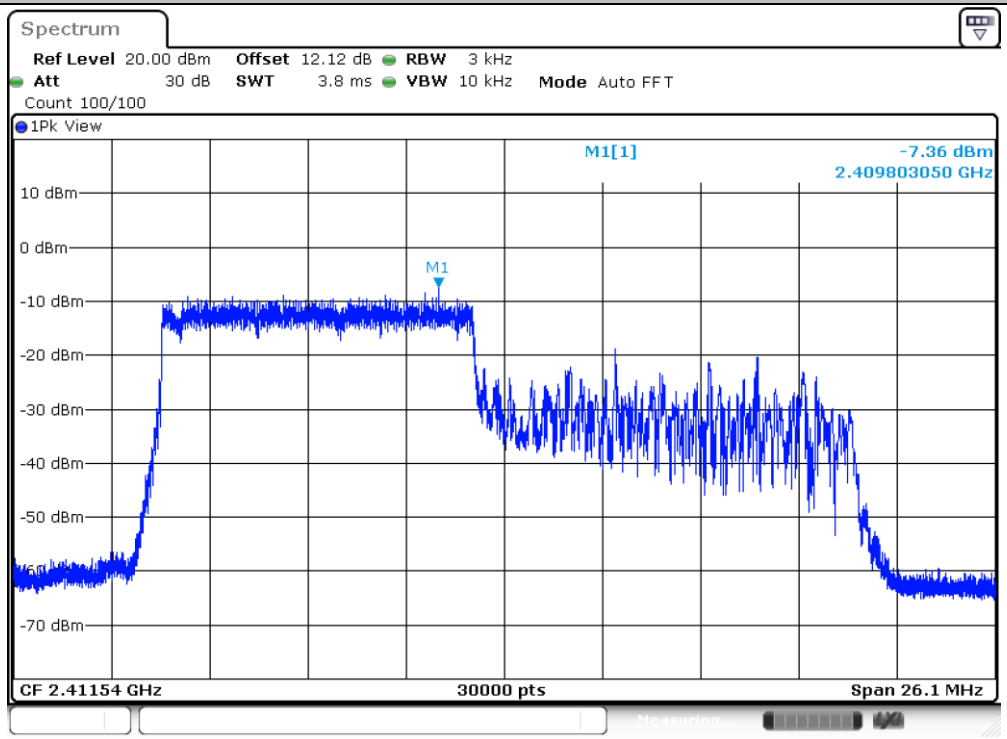

11BE20MIMO_Ant8_2412_26Tone_RU0

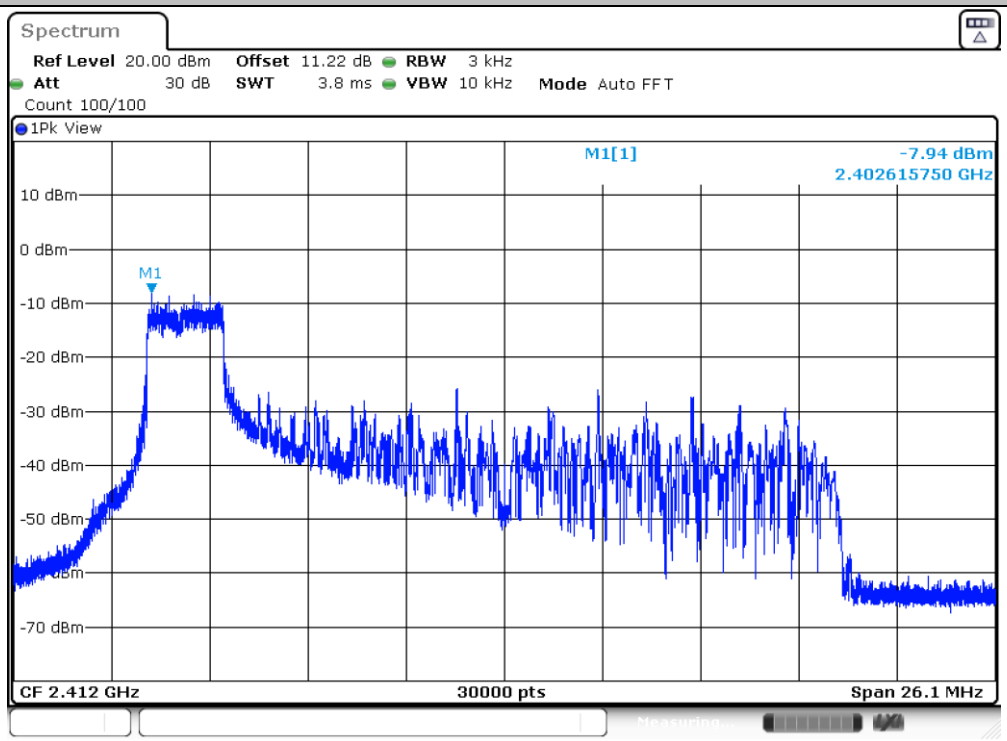

11BE20MIMO_Ant8_2412_52Tone_RU37

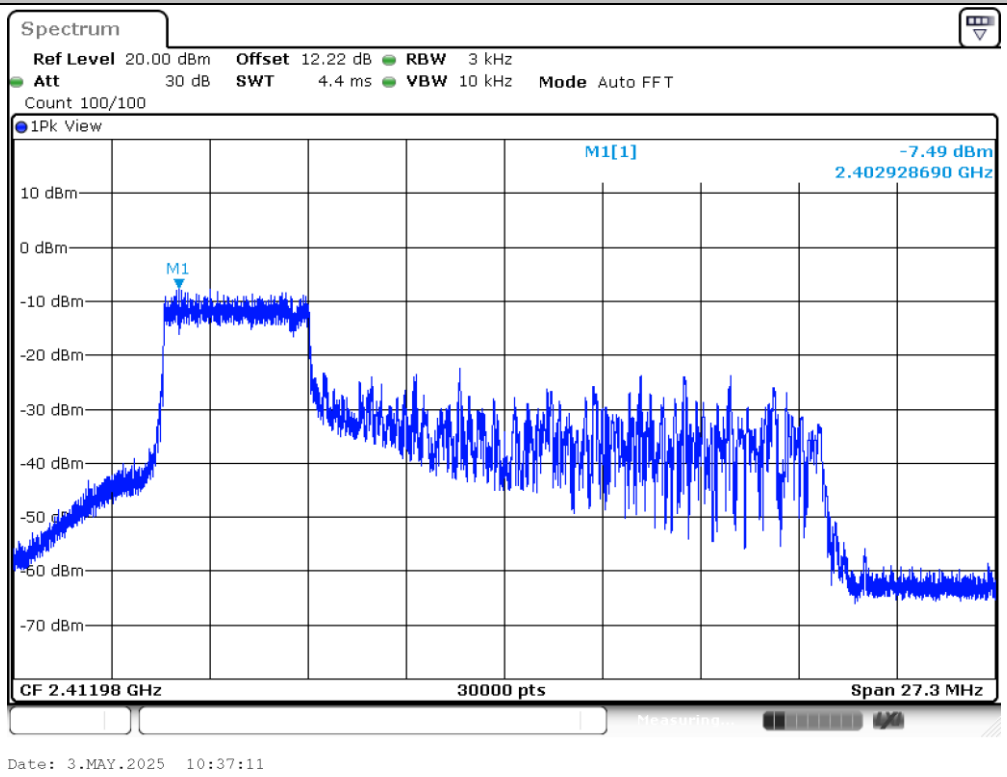

11BE20MIMO_Ant8_2412_106Tone_RU53

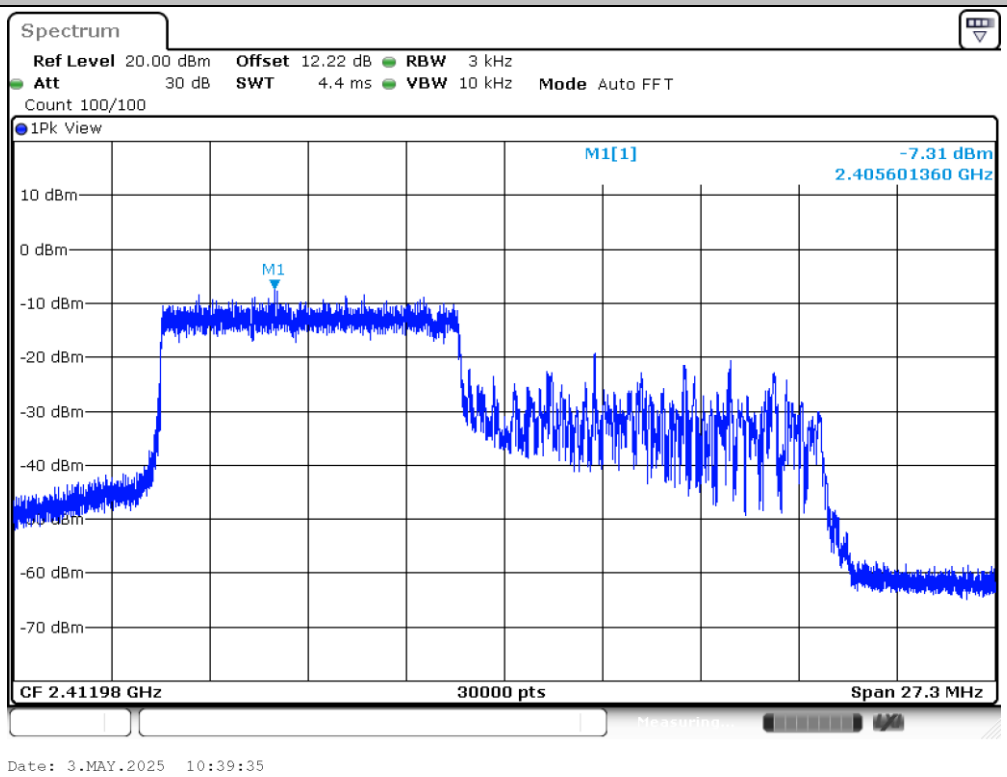

11BE20MIMO_Ant10_2462_26Tone_RU8

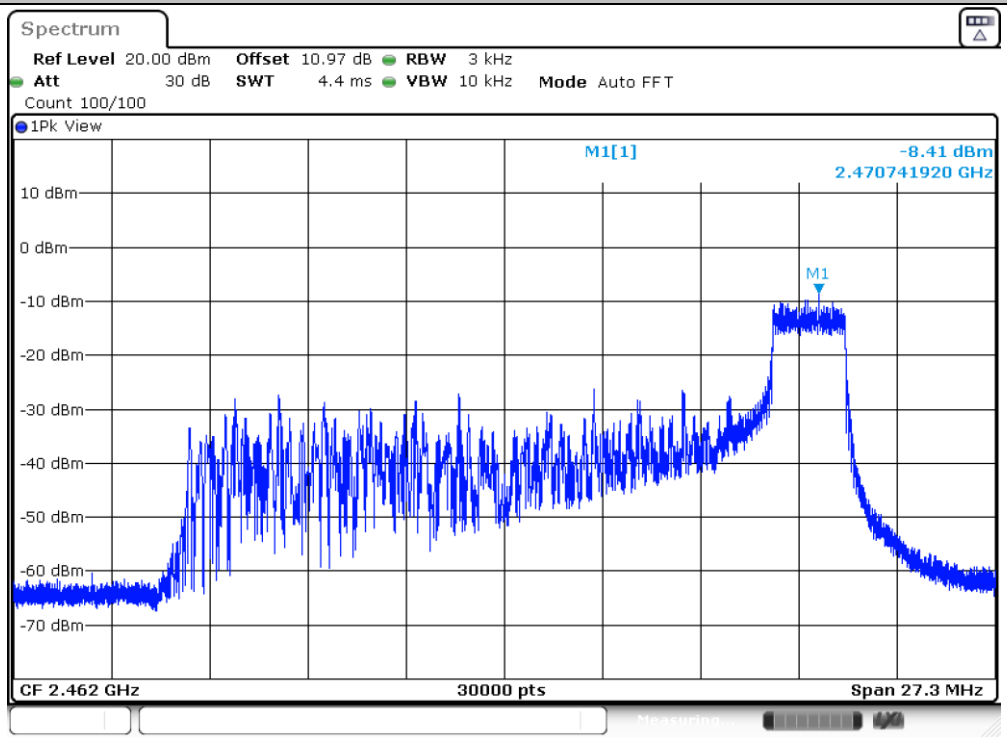

11BE20MIMO_Ant10_2462_52Tone_RU40

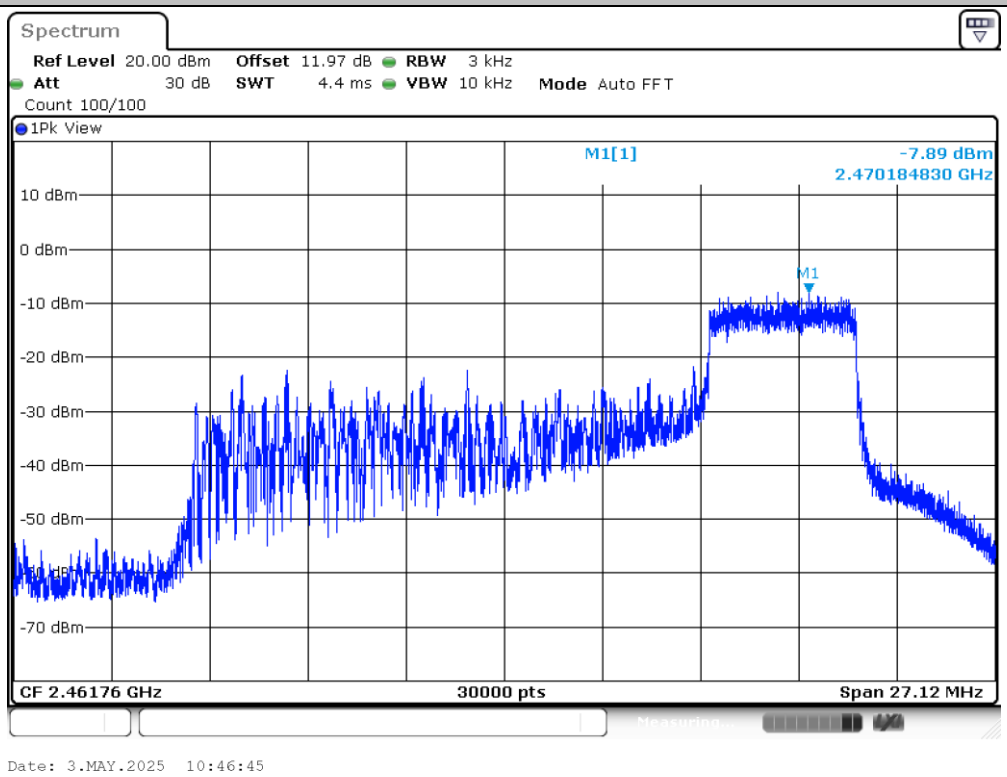

11BE20MIMO_Ant10_2462_106Tone_RU54

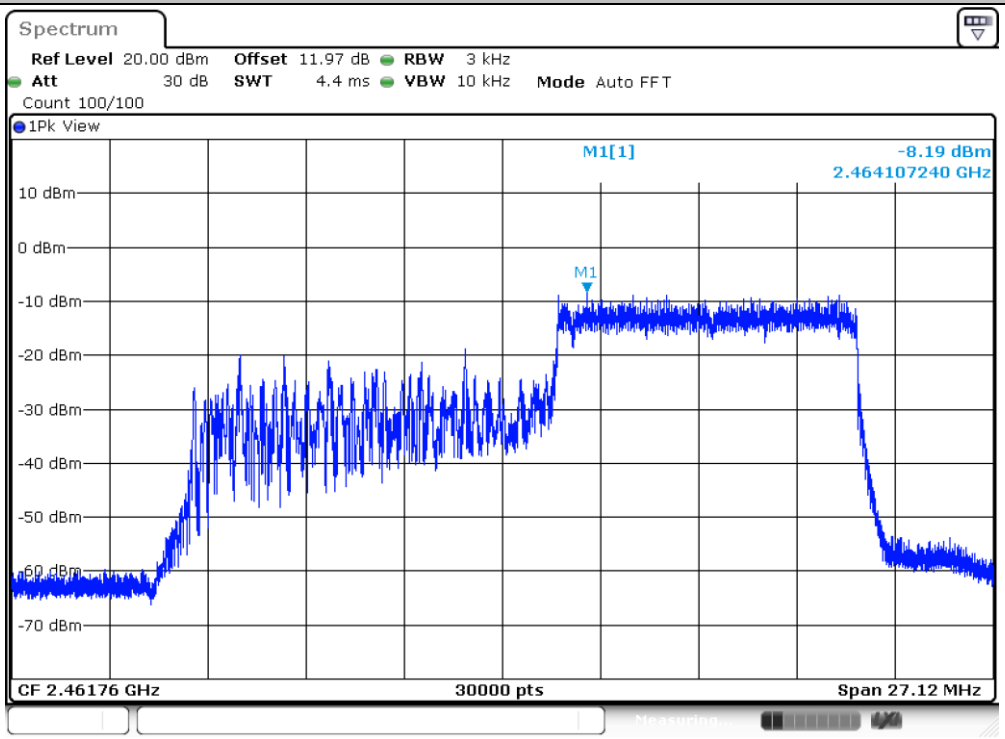

11BE20MIMO_Ant8_2462_26Tone_RU8

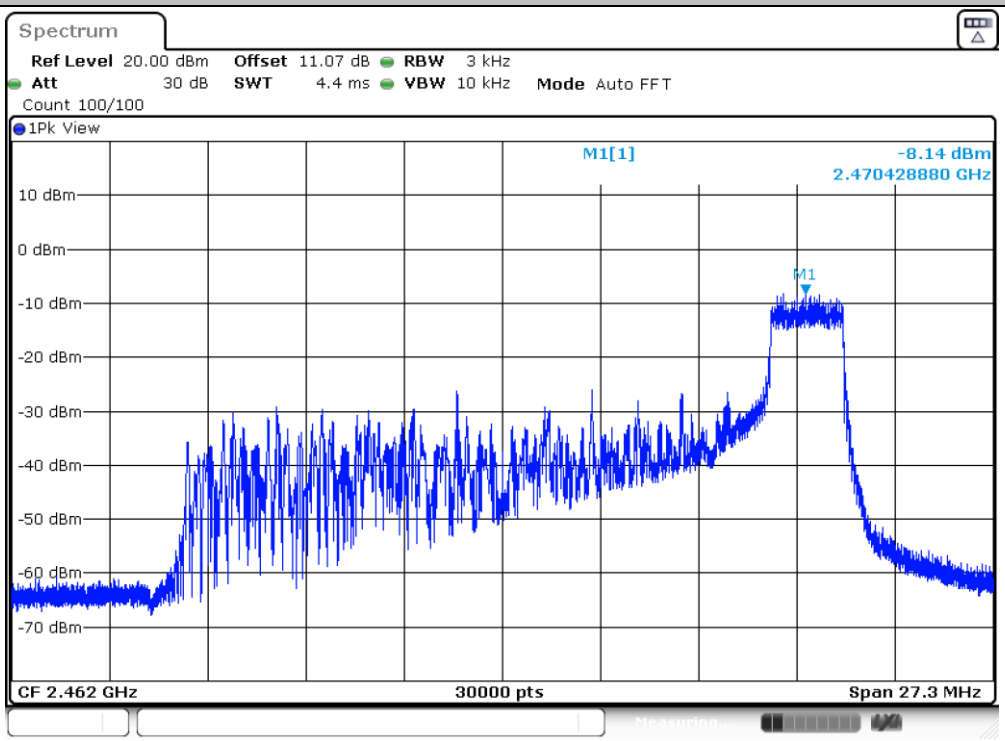

11BE20MIMO_Ant8_2462_52Tone_RU40

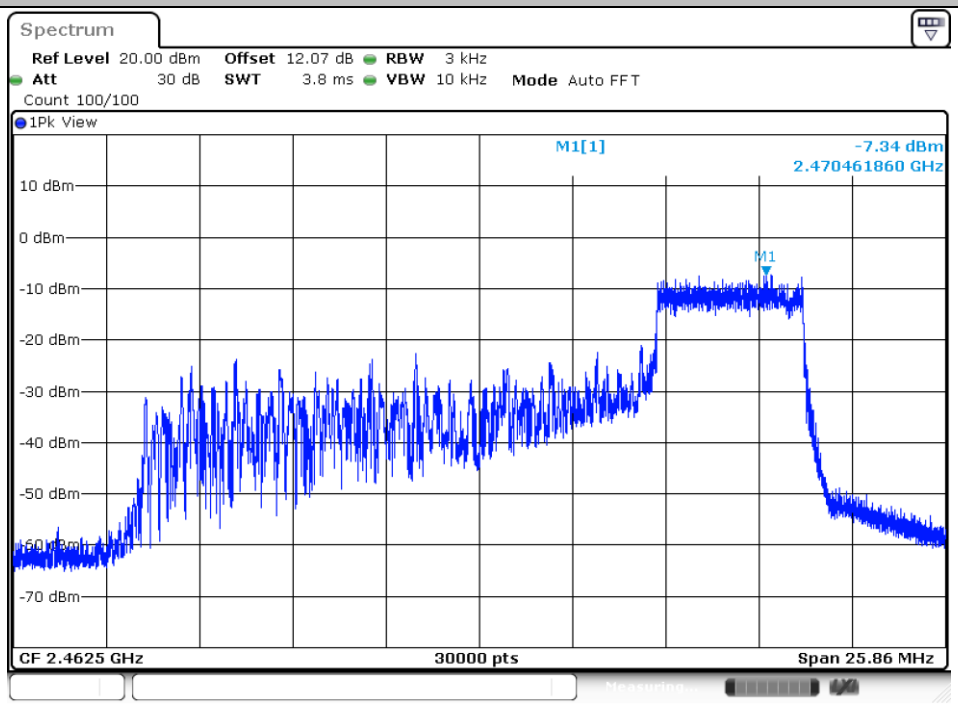

Date: 3.MAY.2025 10:46:53

11BE20MIMO_Ant8_2462_106Tone_RU54

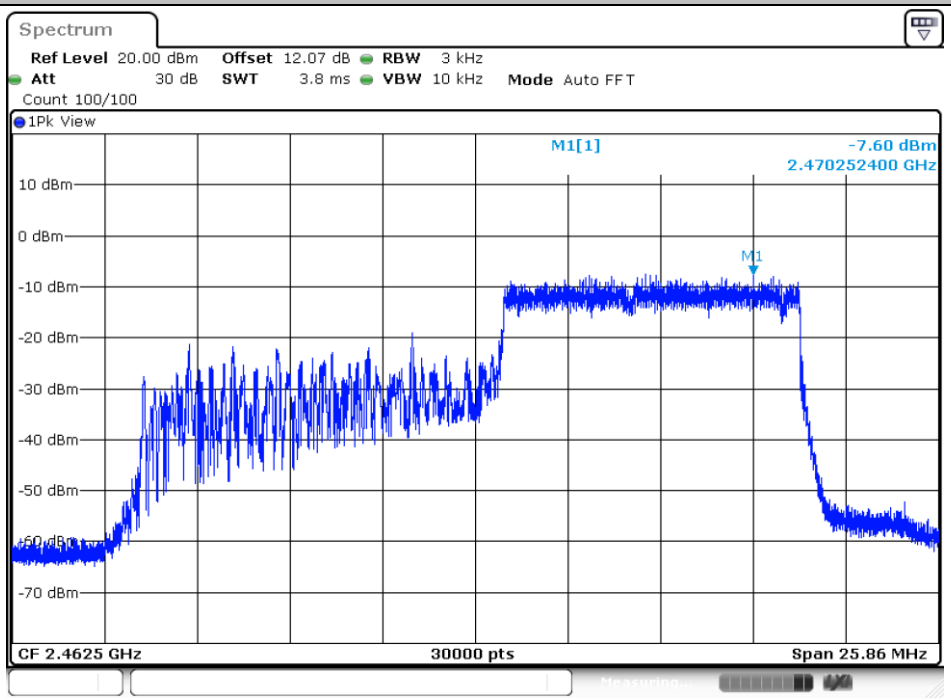

Date: 3.MAY.2025 10:55:02

<Small RU>

Maximum power spectral density

Test Result

TestMode	Antenna	Channel	Mru Type	Mru Index	Result [dBm/3kHz]	Limit [dBm/3kHz]	Verdict
11BE20MIMO	Ant10	2412	52+26_OFDMA	1	-7.43	≤8.00	PASS
			106+26_OFDMA	1	-6.95	≤8.00	PASS
	Ant8	2412	52+26_OFDMA	1	-6.93	≤8.00	PASS
			106+26_OFDMA	1	-7.51	≤8.00	PASS
	total	2412	52+26_OFDMA	1	-4.16	≤8.00	PASS
			106+26_OFDMA	1	-4.21	≤8.00	PASS
	Ant10	2462	52+26_OFDMA	3	-7.78	≤8.00	PASS
			106+26_OFDMA	2	-7.89	≤8.00	PASS
	Ant8	2462	52+26_OFDMA	3	-7.28	≤8.00	PASS
			106+26_OFDMA	2	-7.76	≤8.00	PASS
	total	2462	52+26_OFDMA	3	-4.51	≤8.00	PASS
			106+26_OFDMA	2	-4.81	≤8.00	PASS

Test Graphs

11BE20MIMO_Ant10_2412_52+26_OFDMA_1

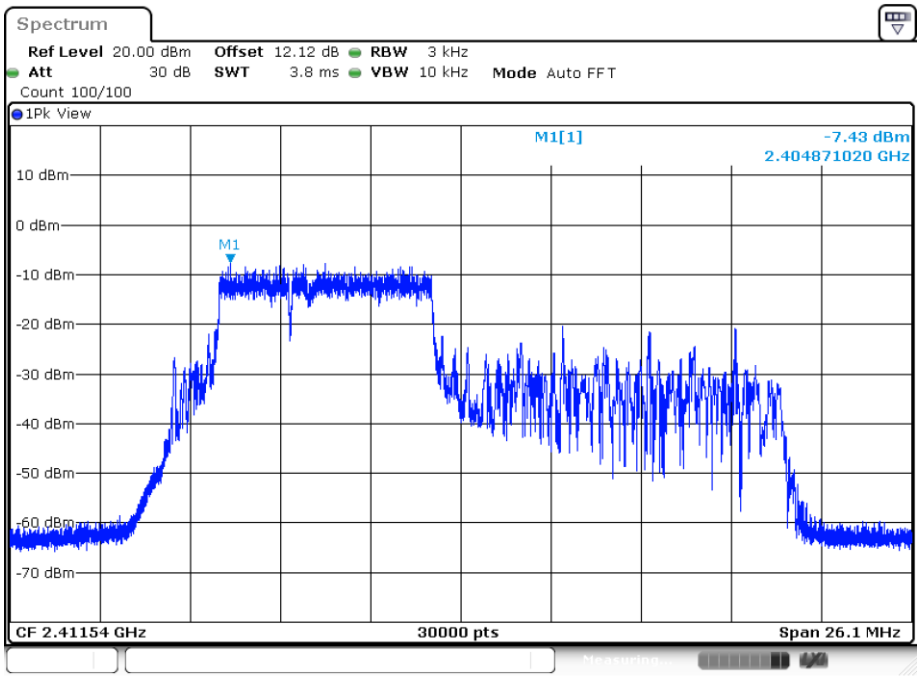

11BE20MIMO_Ant10_2412_106+26_OFDMA_1

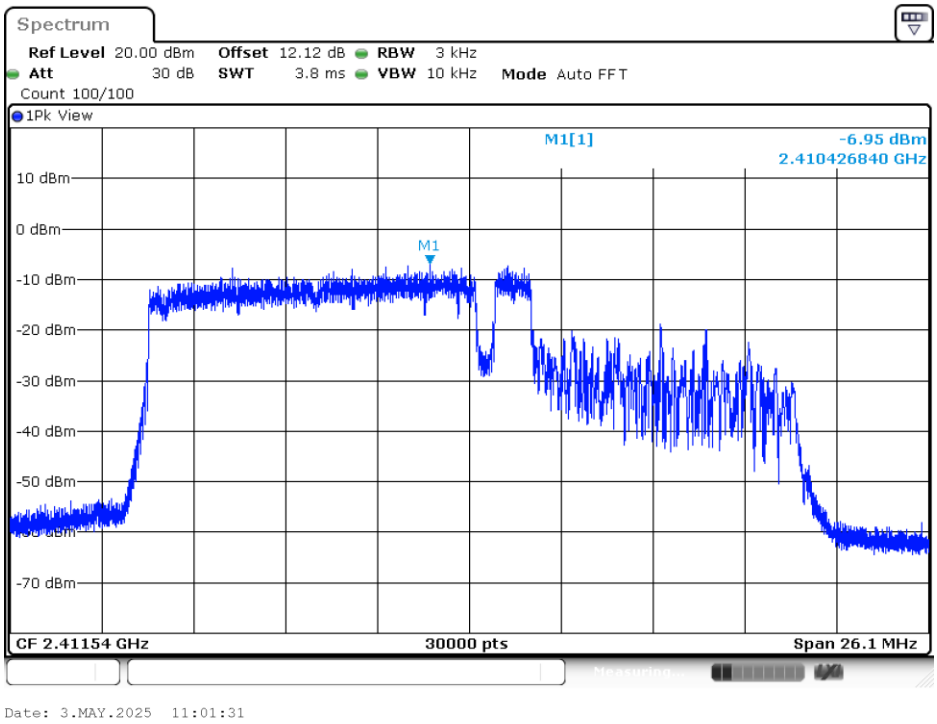

11BE20MIMO_Ant8_2412_52+26_OFDMA_1

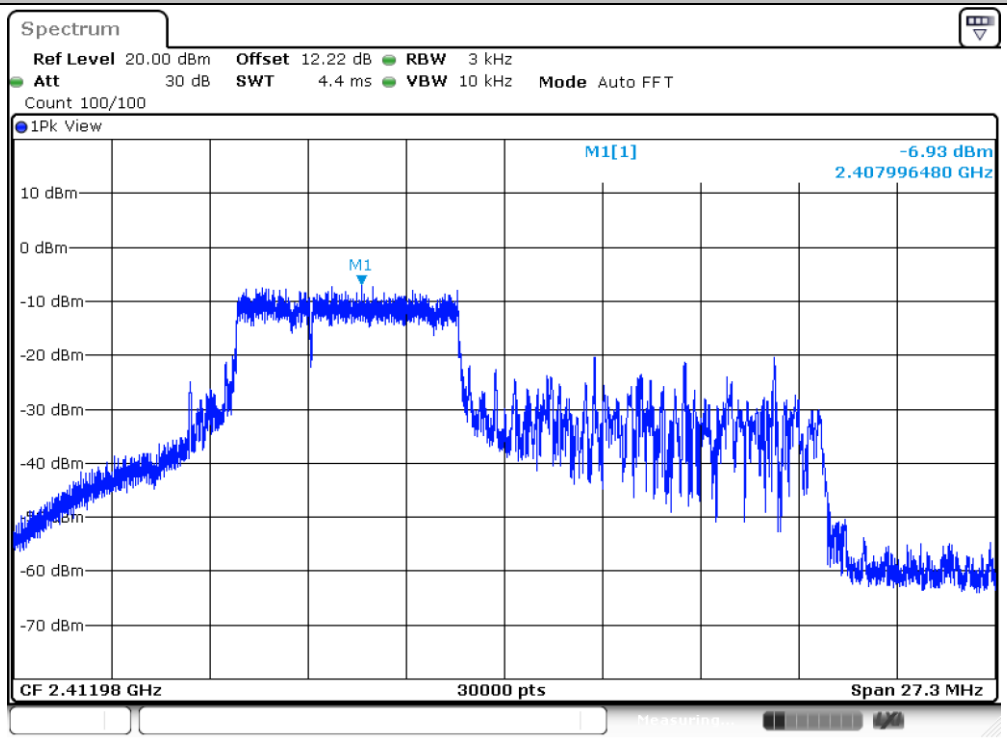

Date: 3.MAY.2025 10:57:59

11BE20MIMO_Ant8_2412_106+26_OFDMA_1

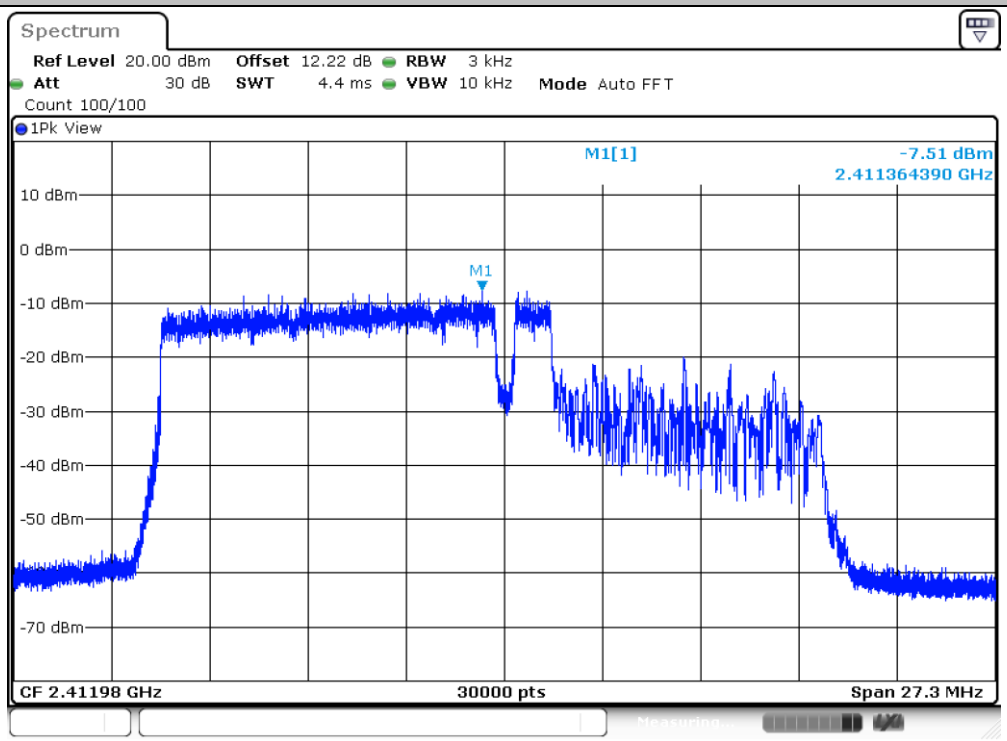

Date: 3.MAY.2025 11:01:39

11BE20MIMO_Ant10_2462_52+26_OFDMA_3

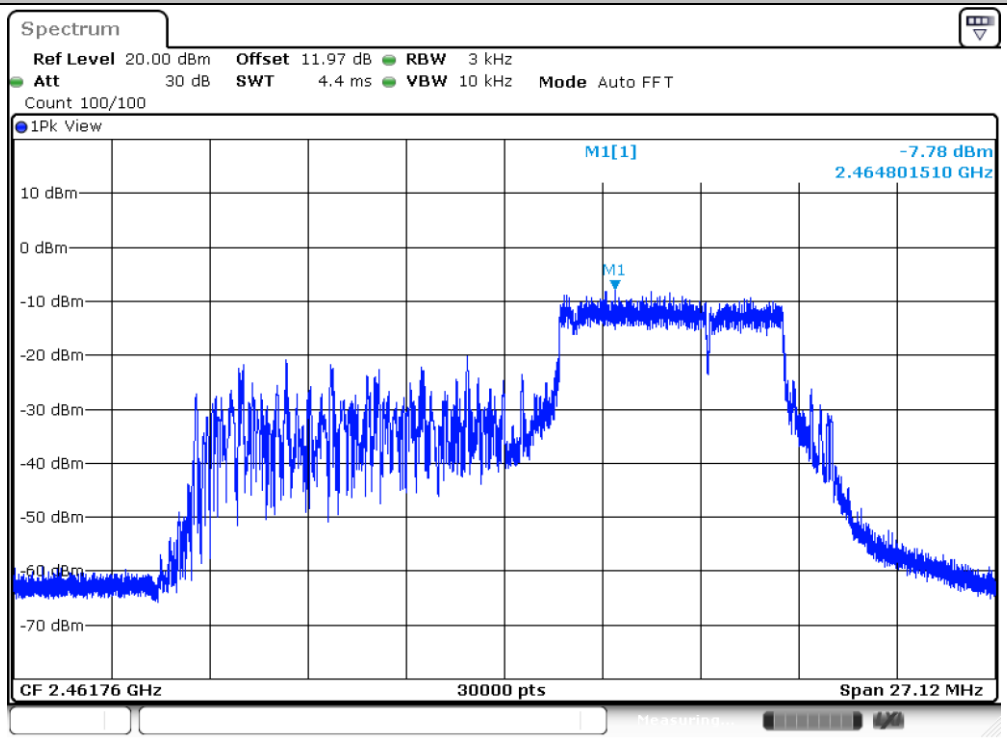

11BE20MIMO_Ant10_2462_106+26_OFDMA_2

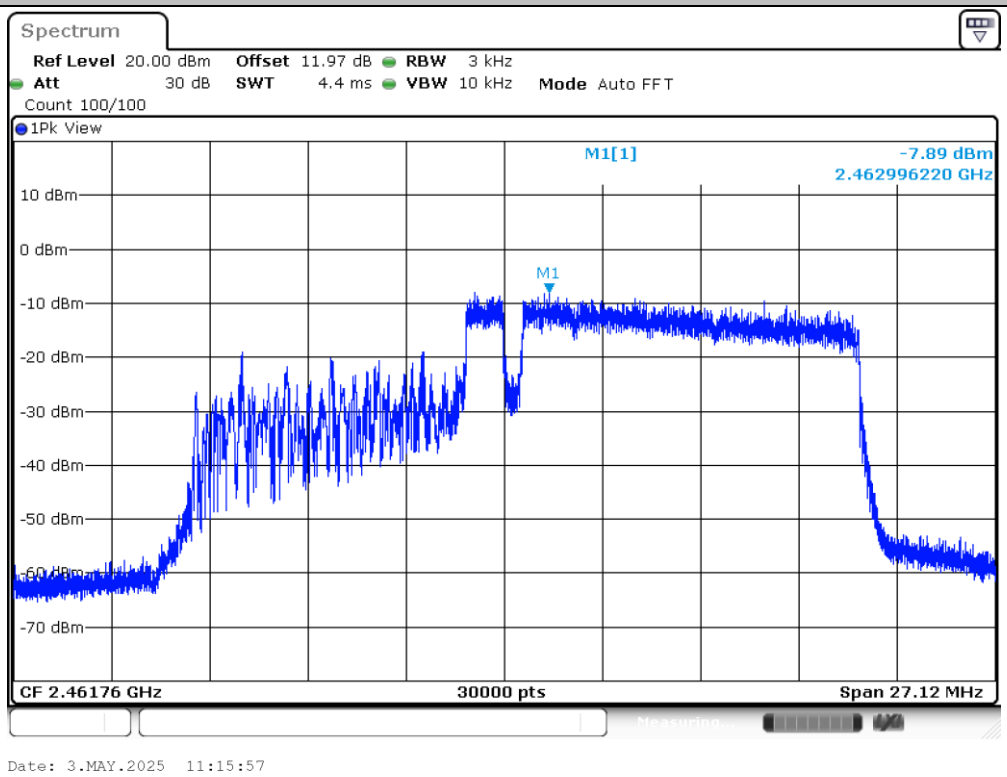

11BE20MIMO_Ant8_2462_52+26_OFDMA_3

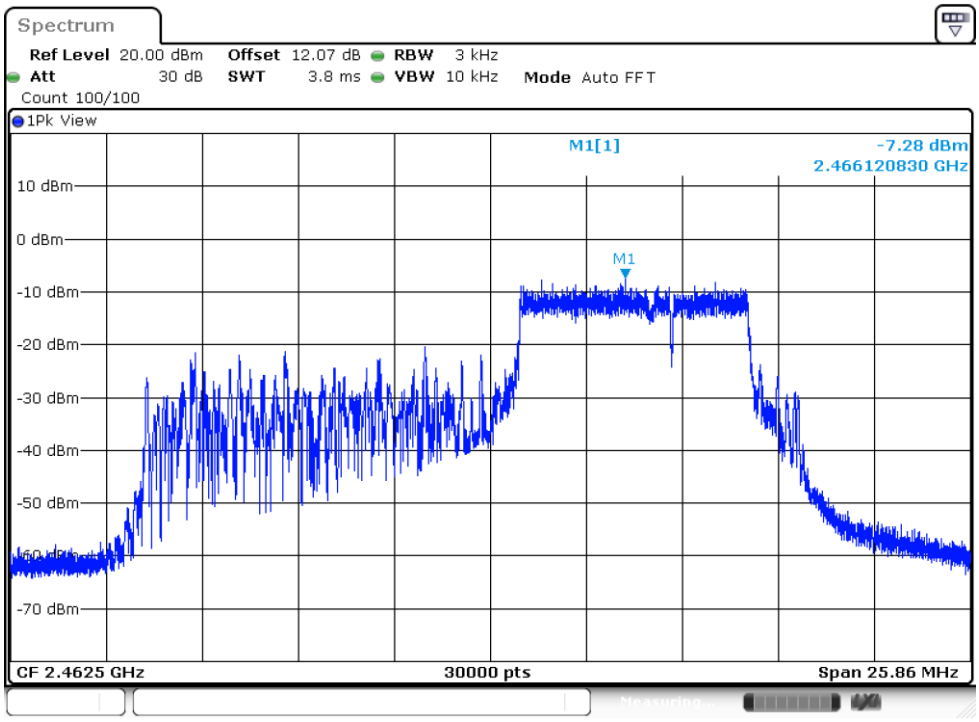

Date: 3.MAY.2025 11:08:28

11BE20MIMO_Ant8_2462_106+26_OFDMA_2

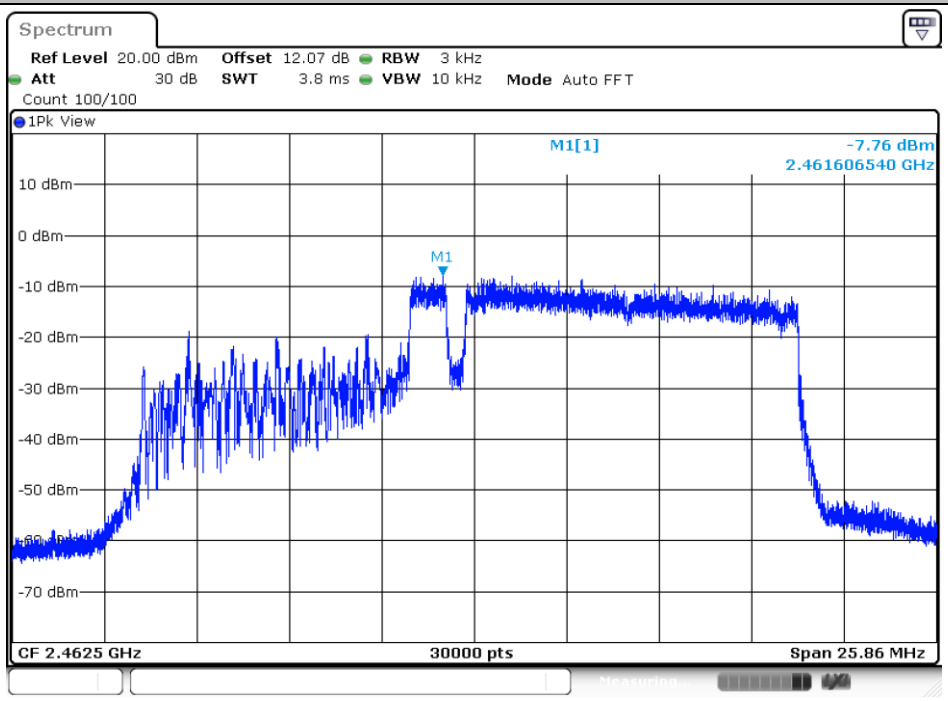

Date: 3.MAY.2025 11:16:05

Appendix B. AC Conducted Emission Test Results

Test Engineer :	Nathon & Xuruibin	**Temperature :**	22~24℃
		Relative Humidity :	44~50%
Test Voltage :	120Vac / 60Hz	**Phase :**	Line
Remark :	All emissions not reported here are more than 10 dB below the prescribed limit.		

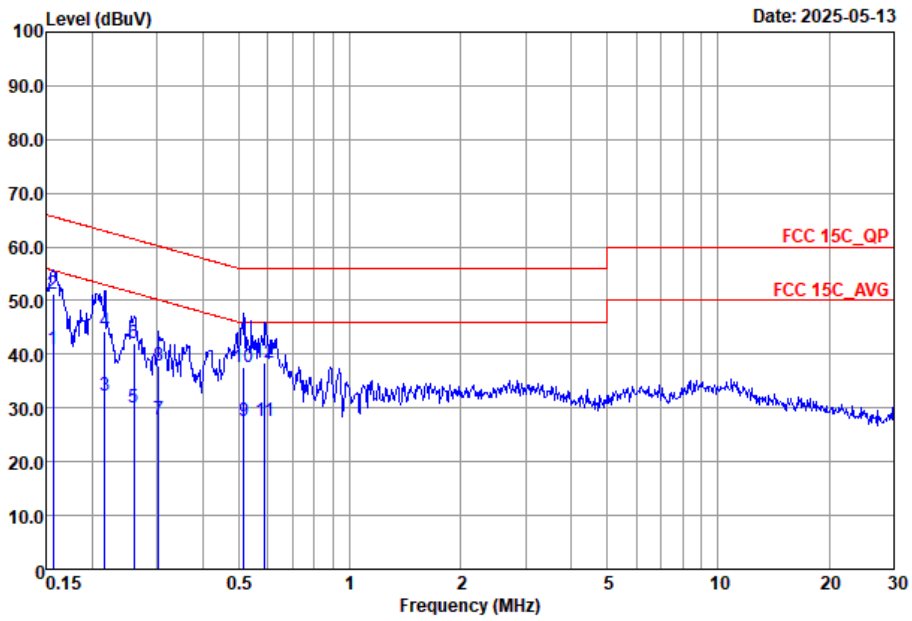

Site : CO02-SZ
Condition : FCC 15C_QP LISN_2025-L LINE

		Freq MHz	Level dBuV	Over Limit dB	Limit Line dBuV	Read Level dBuV	LISN Factor dB	Cable Loss dB	Remark
1		0.16	40.95	-14.70	55.65	21.09	9.67	10.19	Average
2	*	0.16	51.35	-14.30	65.65	31.49	9.67	10.19	QP
3		0.22	32.30	-20.66	52.96	12.40	9.71	10.19	Average
4		0.22	44.40	-18.56	62.96	24.50	9.71	10.19	QP
5		0.26	30.03	-21.39	51.42	10.10	9.73	10.20	Average
6		0.26	41.93	-19.49	61.42	22.00	9.73	10.20	QP
7		0.30	27.76	-22.39	50.15	7.79	9.76	10.21	Average
8		0.30	37.96	-22.19	60.15	17.99	9.76	10.21	QP
9		0.52	27.62	-18.38	46.00	7.70	9.68	10.24	Average
10		0.52	37.72	-18.28	56.00	17.80	9.68	10.24	QP
11		0.59	27.50	-18.50	46.00	7.60	9.66	10.24	Average
12		0.59	38.40	-17.60	56.00	18.50	9.66	10.24	QP

Test Engineer :	Nathon & Xuruibin	**Temperature :**	22~24℃
		Relative Humidity :	44~50%
Test Voltage :	120Vac / 60Hz	**Phase :**	Neutral
Remark :	All emissions not reported here are more than 10 dB below the prescribed limit.		

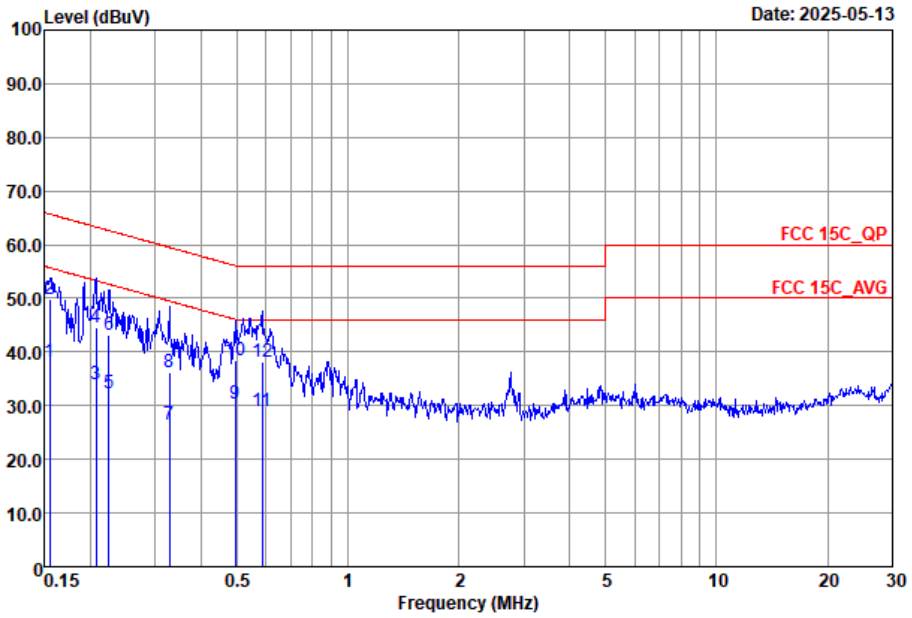

Site : CO02-SZ
Condition : FCC 15C_QP LISN_2025-N NEUTRAL

	Freq	Level	Over Limit	Limit Line	Read Level	LISN Factor	Cable Loss	Remark
	MHz	dBuV	dB	dBuV	dBuV	dB	dB	
1	0.16	38.19	-17.50	55.69	18.40	9.60	10.19	Average
2 *	0.16	49.89	-15.80	65.69	30.10	9.60	10.19	QP
3	0.21	33.88	-19.44	53.32	13.90	9.80	10.18	Average
4	0.21	44.68	-18.64	63.32	24.70	9.80	10.18	QP
5	0.22	32.28	-20.38	52.66	12.40	9.69	10.19	Average
6	0.22	43.08	-19.58	62.66	23.20	9.69	10.19	QP
7	0.33	26.50	-22.99	49.49	6.60	9.69	10.21	Average
8	0.33	36.20	-23.29	59.49	16.30	9.69	10.21	QP
9	0.49	30.31	-15.79	46.10	10.00	10.07	10.24	Average
10	0.49	38.31	-17.79	56.10	18.00	10.07	10.24	QP
11	0.59	29.07	-16.93	46.00	9.19	9.64	10.24	Average
12	0.59	38.17	-17.83	56.00	18.29	9.64	10.24	QP

Note:

1. Level(dBμV) = Read Level(dBμV) + LISN Factor(dB) + Cable Loss(dB)
2. Over Limit(dB) = Level(dBμV) – Limit Line(dBμV)

Appendix C. Radiated Spurious Emission

Test Engineer :	Wenbo Xiao	Relative Humidity :	50%
		Temperature :	20℃~22℃

Radiated Spurious Emission Test Modes

Mode	Band (MHz)	Antenna	Modulation	Channel	Frequency	Data Rate	RU	Remark
Mode 19	2400-2483.5	8	802.11b	01	2412	1Mbps	-	-
Mode 20	2400-2483.5	8	802.11b	06	2437	1Mbps	-	-
Mode 21	2400-2483.5	8	802.11b	11	2462	1Mbps	-	-
Mode 22	2400-2483.5	10	802.11b	01	2412	1Mbps	-	-
Mode 23	2400-2483.5	10	802.11b	06	2437	1Mbps	-	-
Mode 24	2400-2483.5	10	802.11b	11	2462	1Mbps	-	-
Mode 25	2400-2483.5	8	802.11g	01	2412	6Mbps	-	-
Mode 26	2400-2483.5	8	802.11g	06	2437	6Mbps	-	-
Mode 27	2400-2483.5	8	802.11g	11	2462	6Mbps	-	-
Mode 28	2400-2483.5	10	802.11g	01	2412	6Mbps	-	-
Mode 29	2400-2483.5	10	802.11g	06	2437	6Mbps	-	-
Mode 30	2400-2483.5	10	802.11g	11	2462	6Mbps	-	-
Mode 31	2400-2483.5	CDD 8+10	802.11be EHT20	01	2412	MCS0	Full	-
Mode 32	2400-2483.5	CDD 8+10	802.11be EHT20	06	2437	MCS0	Full	-
Mode 33	2400-2483.5	CDD 8+10	802.11be EHT20	11	2462	MCS0	Full	-
Mode 34	2400-2483.5	CDD 8+10	802.11be EHT20	01	2412	MCS0	Single RU 52/37	-
Mode 35	2400-2483.5	CDD 8+10	802.11be EHT20	11	2462	MCS0	Single RU 26/8	-
Mode 36	2400-2483.5	CDD 8+10	802.11be EHT20	01	2412	MCS0	Small RU 52+26/ 37+2	-
Mode 37	2400-2483.5	CDD 8+10	802.11be EHT20	11	2462	MCS0	Small RU 52+26	-
Mode 40	2400-2483.5	CDD 8+10	802.11be EHT20	11	2462	6Mbps	-	-

Summary of each worse mode

Mode	Modulation	Ch.	Freq. (MHz)	Level (dBuV/m)	Limit (dBuV/m)	Margin (dB)	Pol.	Peak Avg.	Result	Remark
19	802.11b	01	2386.70	38.81	54.00	-15.19	H	Average	Pass	Band Edge
19	802.11b	01	4824.00	43.94	74.00	-30.06	V	Peak	Pass	Harmonic
20	802.11b	06	-	-	-	-	-	-	-	Band Edge
20	802.11b	06	7311.00	46.31	74.00	-27.69	H	Peak	Pass	Harmonic
21	802.11b	11	2486.66	40.92	54.00	-13.08	H	Average	Pass	Band Edge
21	802.11b	11	7386.00	44.15	74.00	-29.85	V	Peak	Pass	Harmonic
22	802.11b	01	-	-	-	-	-	-	-	Band Edge
22	802.11b	01	4824.00	43.53	74.00	-30.47	V	Peak	Pass	Harmonic
23	802.11b	06	-	-	-	-	-	-	-	Band Edge
23	802.11b	06	7311.00	44.09	74.00	-29.91	V	Peak	Pass	Harmonic
24	802.11b	11	2484.19	39.25	54.00	-14.75	H	Average	Pass	Band Edge
24	802.11b	11	7386.00	45.80	74.00	-28.20	H	Peak	Pass	Harmonic
25	802.11g	01	2389.95	41.56	54.00	-12.44	H	Average	Pass	Band Edge
25	802.11g	01	4824.00	44.20	74.00	-29.80	V	Peak	Pass	Harmonic
26	802.11g	06	-	-	-	-	-	-	-	Band Edge
26	802.11g	06	7311.00	46.17	74.00	-27.83	V	Peak	Pass	Harmonic
27	802.11g	11	2483.55	42.84	54.00	-11.16	H	Average	Pass	Band Edge
27	802.11g	11	7386.00	45.35	74.00	-28.65	V	Peak	Pass	Harmonic
28	802.11g	01	2389.69	44.19	54.00	-9.81	H	Average	Pass	Band Edge
28	802.11g	01	4824.00	43.90	74.00	-30.10	V	Peak	Pass	Harmonic
29	802.11g	06	-	-	-	-	-	-	-	Band Edge
29	802.11g	06	7311.00	45.60	74.00	-28.40	H	Peak	Pass	Harmonic
30	802.11g	11	2483.66	45.67	54.00	-8.33	H	Average	Pass	Band Edge
30	802.11g	11	7386.00	46.71	74.00	-27.29	H	Peak	Pass	Harmonic
31	802.11be EHT20	01	2389.95	46.45	54.00	-7.55	H	Average	Pass	Band Edge
31	802.11be EHT20	01	4824.00	44.20	74.00	-29.80	V	Peak	Pass	Harmonic
32	802.11be EHT20	06	-	-	-	-	-	-	-	Band Edge
32	802.11be EHT20	06	7311.00	44.92	74.00	-29.08	V	Peak	Pass	Harmonic
33	802.11be EHT20	11	2483.77	50.70	54.00	-3.30	H	Average	Pass	Band Edge
33	802.11be EHT20	11	7386.00	46.09	74.00	-27.91	V	Peak	Pass	Harmonic
34	802.11be EHT20	01	2389.30	41.18	54.00	-12.82	H	Average	Pass	Band Edge
34	802.11be EHT20	01	-	-	-	-	-	-	-	Harmonic
35	802.11be EHT20	11	2484.19	39.84	54.00	-14.16	H	Average	Pass	Band Edge
35	802.11be EHT20	11	-	-	-	-	-	-	-	Harmonic
36	802.11be EHT20	01	2389.17	40.33	54.00	-13.67	H	Average	Pass	Band Edge
36	802.11be EHT20	01	-	-	-	-	-	-	-	Harmonic
37	802.11be EHT20	11	2484.08	39.91	54.00	-14.09	H	Average	Pass	Band Edge
37	802.11be EHT20	11	-	-	-	-	-	-	-	Harmonic
40	802.11be EHT20	11	958.29	34.69	46.00	-11.31	H	PEAK	PASS	LF

Mode	19	
	Band Edge	
	2400-2483.5_802.11b_CH01_2412MHz	
ANT	8	
Pol.	Horizontal	Fundamental
Peak	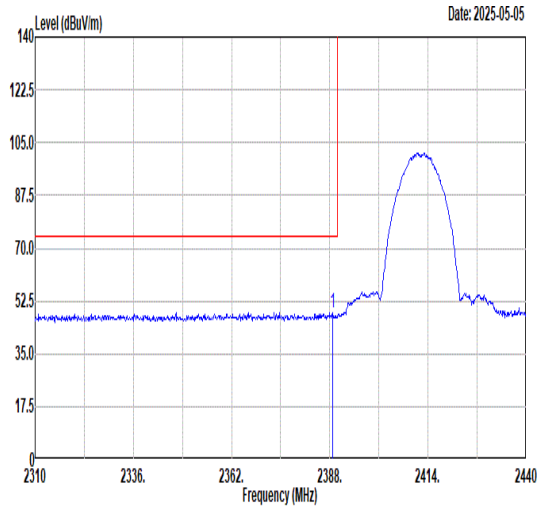 Freq Level Limit Line Margin Read Level Ant Factor Cable Loss Preamp Factor APos TPos Remark MHz dBuV/m dBuV/m dB dBuV dB/m dB dB cm deg 1 2388.78 48.80 74.00 -25.20 47.29 30.43 4.79 33.71 114 41 PEAK	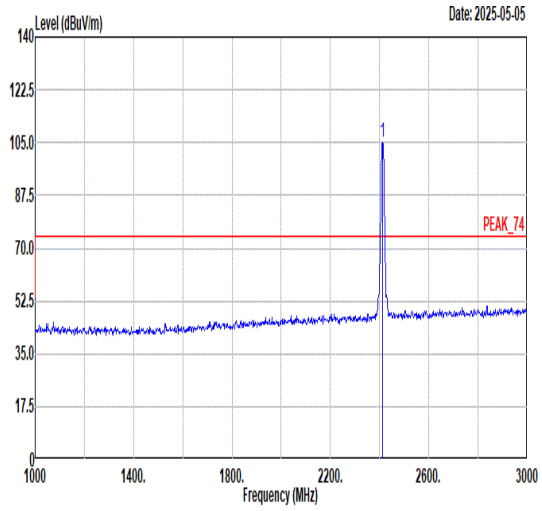 Freq Level Limit Line Margin Read Level Ant Factor Cable Loss Preamp Factor APos TPos Remark MHz dBuV/m dBuV/m dB dBuV dB/m dB dB cm deg 1 2412.00 105.17 ------ ------ 103.56 30.45 4.82 33.66 114 41 PEAK
Avg	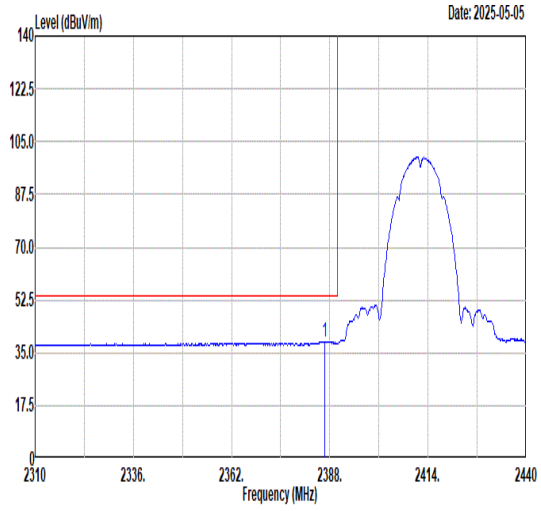 Freq Level Limit Line Margin Read Level Ant Factor Cable Loss Preamp Factor APos TPos Remark MHz dBuV/m dBuV/m dB dBuV dB/m dB dB cm deg 1 2386.70 38.81 54.00 -15.19 37.30 30.43 4.79 33.71 114 41 AVERAGE	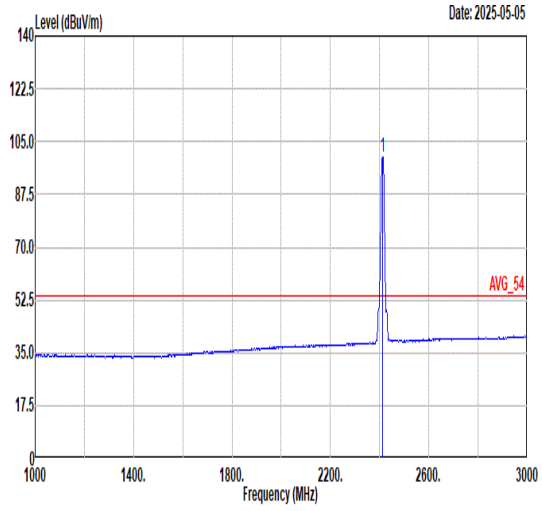 Freq Level Limit Line Margin Read Level Ant Factor Cable Loss Preamp Factor APos TPos Remark MHz dBuV/m dBuV/m dB dBuV dB/m dB dB cm deg 1 2412.00 99.72 ------ ------ 98.11 30.45 4.82 33.66 114 41 AVERAGE

Mode	19	
	Band Edge	
	2400-2483.5_802.11b_CH01_2412MHz	
ANT	8	
Pol.	Vertical	Fundamental
Peak	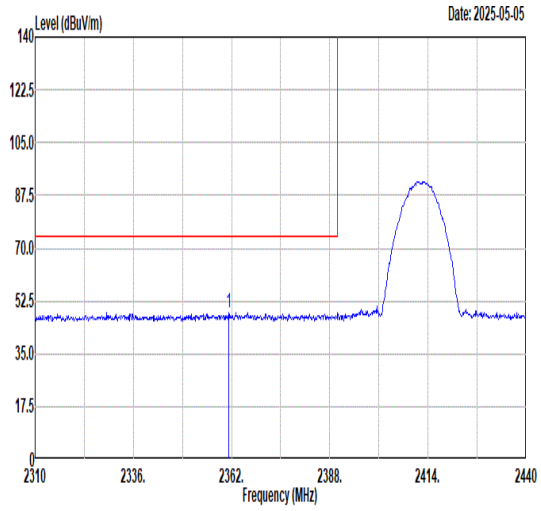 Freq Level Limit Line Margin Read Level Ant Factor Cable Loss Preamp Factor APos TPos Remark MHz dBuV/m dBuV/m dB dBuV dB/m dB dB cm deg 1 2361.22 48.78 74.00 -25.22 47.35 30.42 4.77 33.76 111 17 PEAK	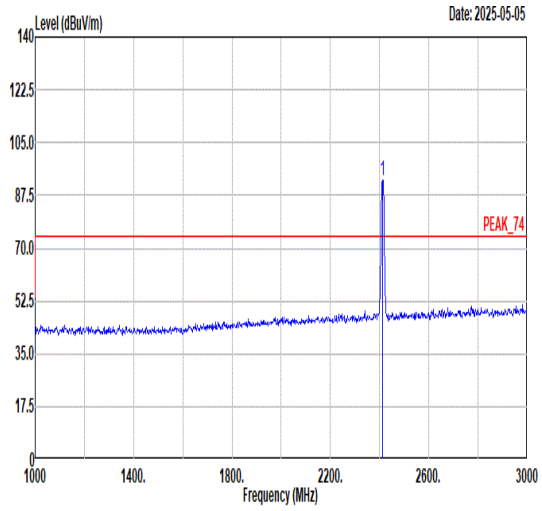 Freq Level Limit Line Margin Read Level Ant Factor Cable Loss Preamp Factor APos TPos Remark MHz dBuV/m dBuV/m dB dBuV dB/m dB dB cm deg 1 2412.00 92.71 ------ ------ 91.10 30.45 4.82 33.66 111 17 PEAK
Avg	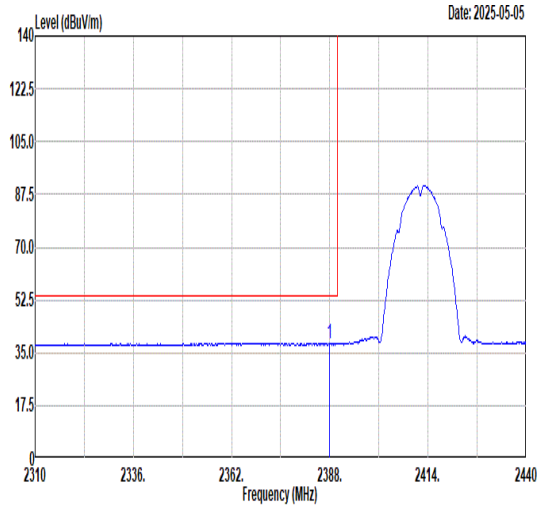 Freq Level Limit Line Margin Read Level Ant Factor Cable Loss Preamp Factor APos TPos Remark MHz dBuV/m dBuV/m dB dBuV dB/m dB dB cm deg 1 2387.87 38.18 54.00 -15.82 36.67 30.43 4.79 33.71 111 17 AVERAGE	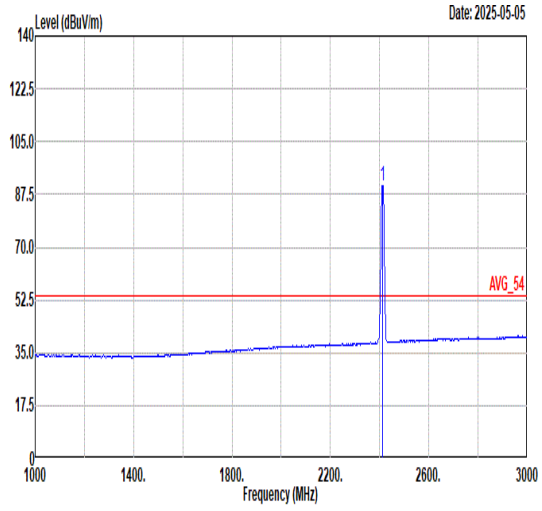 Freq Level Limit Line Margin Read Level Ant Factor Cable Loss Preamp Factor APos TPos Remark MHz dBuV/m dBuV/m dB dBuV dB/m dB dB cm deg 1 2412.00 90.43 ------ ------ 88.82 30.45 4.82 33.66 111 17 AVERAGE

Mode	19	
	Harmonic	
	2400-2483.5_802.11b_CH01_2412MHz	
ANT	8	
Pol.	Horizontal	Vertical
Peak Avg	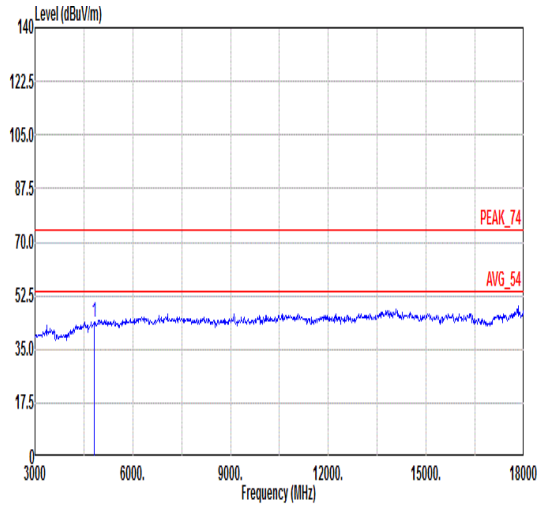 Freq Level Limit Line Margin Read Level Ant Factor Cable Loss Preamp Factor APos TPos Remark MHz dBuV/m dBuV/m dB dBuV dB/m dB dB cm deg 1 4824.00 43.93 74.00 -30.07 59.83 33.83 7.75 57.48 --- --- Peak	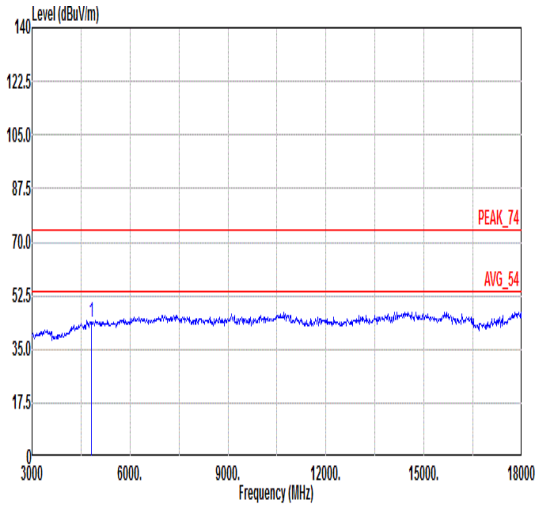 Freq Level Limit Line Margin Read Level Ant Factor Cable Loss Preamp Factor APos TPos Remark MHz dBuV/m dBuV/m dB dBuV dB/m dB dB cm deg 1 4824.00 43.94 74.00 -30.06 59.84 33.83 7.75 57.48 --- --- Peak

Mode	20	
	Harmonic	
	2400-2483.5_802.11b_CH06_2437MHz	
ANT	8	
Pol.	Horizontal	Vertical
Peak Avg	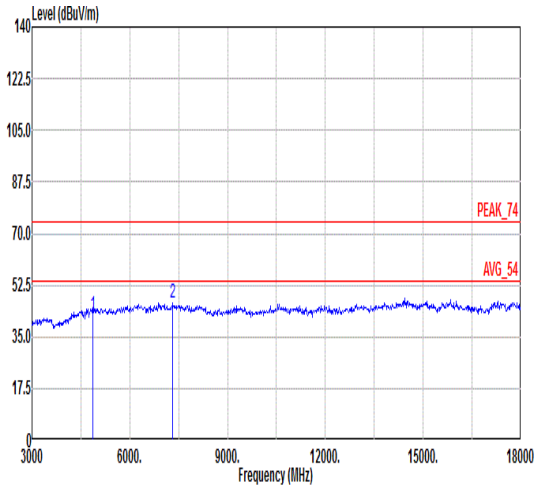 Freq Level Limit Line Margin Read Level Ant Factor Cable Loss Preamp Factor APos TPos Remark MHz dBuV/m dBuV/m dB dBuV dB/m dB dB cm deg 1 4874.00 42.43 74.00 -31.57 58.33 33.85 7.77 57.52 --- --- Peak 2 7311.00 46.31 74.00 -27.69 60.00 36.30 8.93 58.92 --- --- Peak	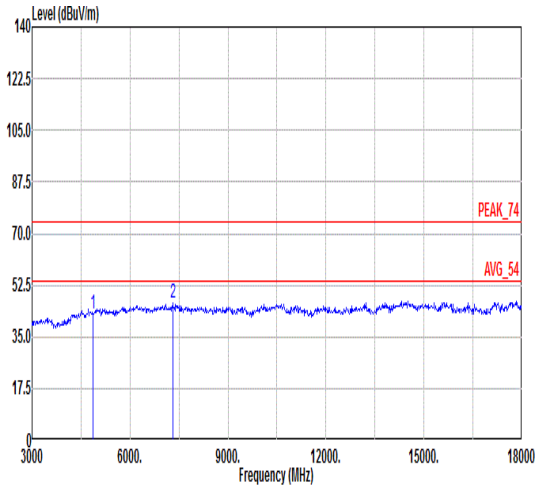 Freq Level Limit Line Margin Read Level Ant Factor Cable Loss Preamp Factor APos TPos Remark MHz dBuV/m dBuV/m dB dBuV dB/m dB dB cm deg 1 4874.00 42.96 74.00 -31.04 58.86 33.85 7.77 57.52 --- --- Peak 2 7311.00 46.29 74.00 -27.71 59.98 36.30 8.93 58.92 --- --- Peak

Mode	21	
	Band Edge	
	2400-2483.5_802.11b_CH11_2462MHz	
ANT	8	
Pol.	Horizontal	Fundamental
Peak	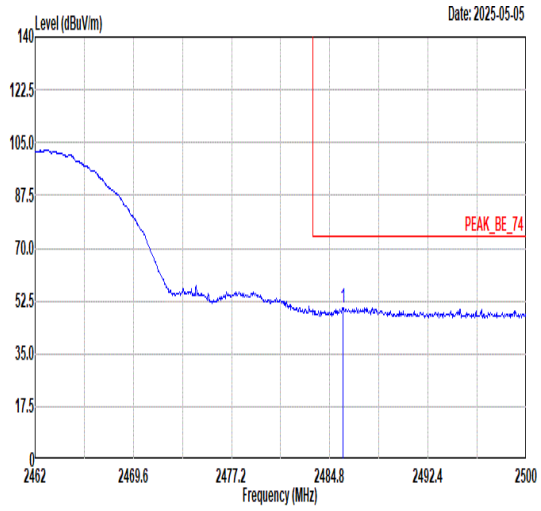 Freq Level Limit Line Margin Read Level Ant Factor Cable Loss Preamp Factor APos TPos Remark MHz dBuV/m dBuV/m dB dBuV dB/m dB dB cm deg 1 2485.83 50.18 74.00 -23.82 48.30 30.49 4.92 33.53 110 53 PEAK	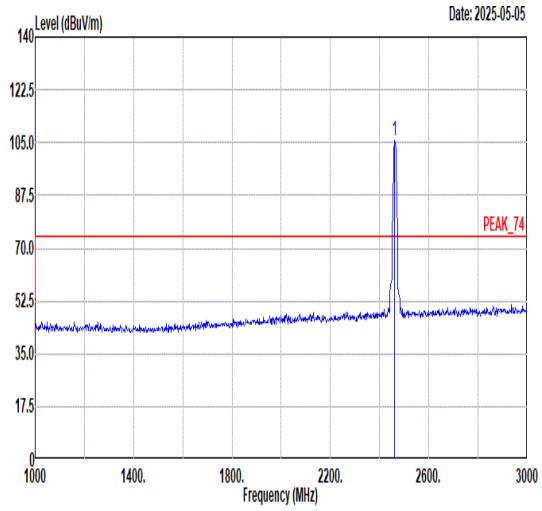 Freq Level Limit Line Margin Read Level Ant Factor Cable Loss Preamp Factor APos TPos Remark MHz dBuV/m dBuV/m dB dBuV dB/m dB dB cm deg 1 2462.00 105.63 ------ ------ 103.83 30.48 4.89 33.57 110 53 PEAK
Avg	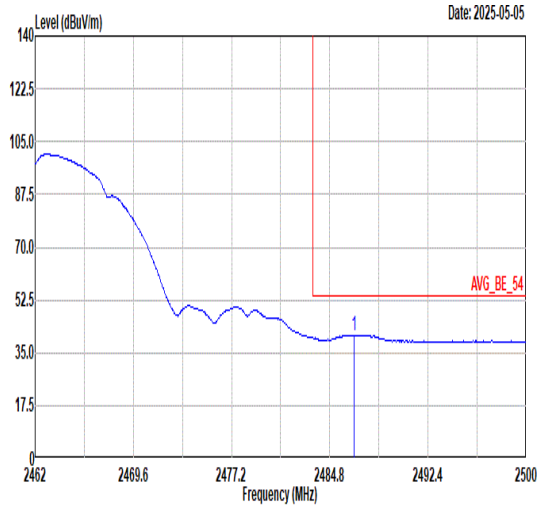 Freq Level Limit Line Margin Read Level Ant Factor Cable Loss Preamp Factor APos TPos Remark MHz dBuV/m dBuV/m dB dBuV dB/m dB dB cm deg 1 2486.66 40.92 54.00 -13.08 39.04 30.49 4.92 33.53 110 53 AVERAGE	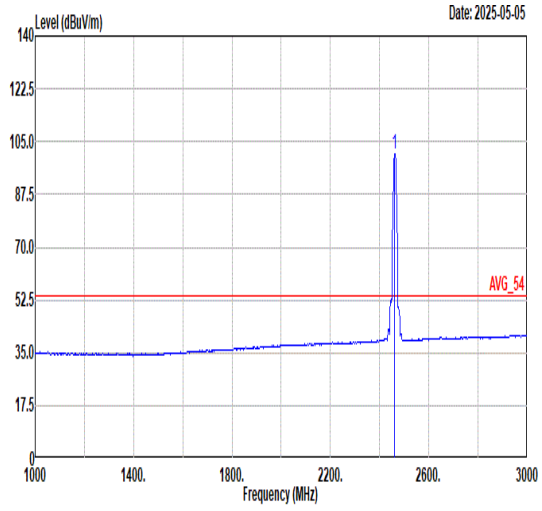 Freq Level Limit Line Margin Read Level Ant Factor Cable Loss Preamp Factor APos TPos Remark MHz dBuV/m dBuV/m dB dBuV dB/m dB dB cm deg 1 2462.00 101.04 ------ ------ 99.24 30.48 4.89 33.57 110 53 AVERAGE

Mode	21	
	Band Edge	
	2400-2483.5_802.11b_CH11_2462MHz	
ANT	8	
Pol.	Vertical	Fundamental
Peak	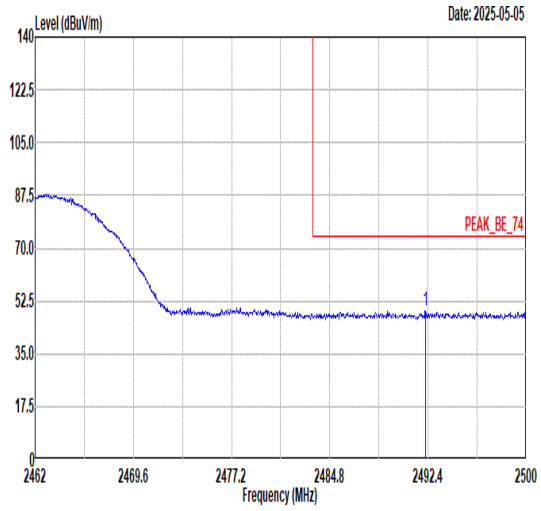 Freq Level Limit Line Margin Read Level Ant Factor Cable Loss Preamp Factor APos TPos Remark MHz dBuV/m dBuV/m dB dBuV dB/m dB dB cm deg 1 2492.21 49.01 74.00 -24.99 47.10 30.50 4.93 33.52 331 11 PEAK	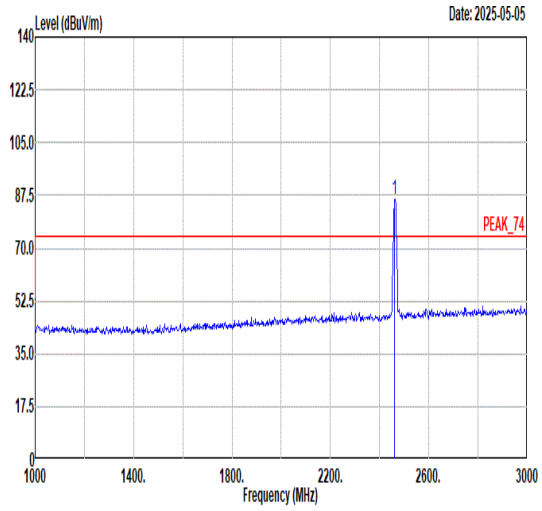 Freq Level Limit Line Margin Read Level Ant Factor Cable Loss Preamp Factor APos TPos Remark MHz dBuV/m dBuV/m dB dBuV dB/m dB dB cm deg 1 2462.00 86.21 ------ ------ 84.41 30.48 4.89 33.57 331 11 PEAK
Avg	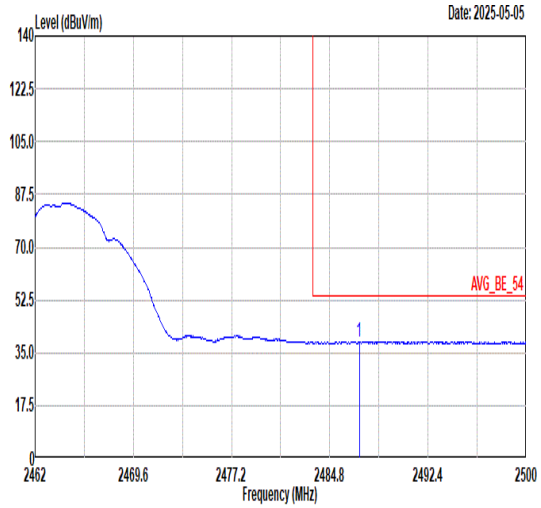 Freq Level Limit Line Margin Read Level Ant Factor Cable Loss Preamp Factor APos TPos Remark MHz dBuV/m dBuV/m dB dBuV dB/m dB dB cm deg 1 2487.08 38.70 54.00 -15.30 36.81 30.49 4.93 33.53 331 11 AVERAGE	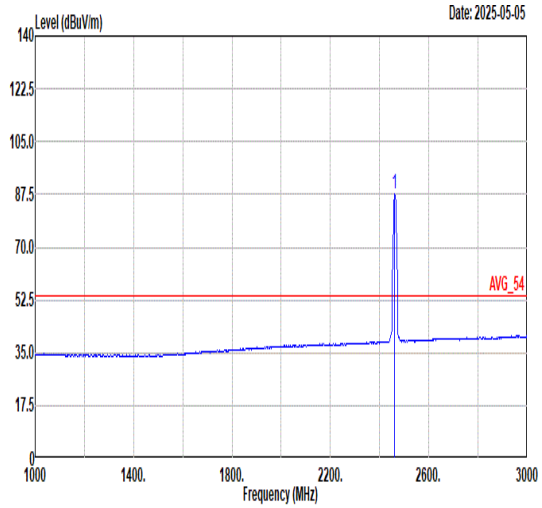 Freq Level Limit Line Margin Read Level Ant Factor Cable Loss Preamp Factor APos TPos Remark MHz dBuV/m dBuV/m dB dBuV dB/m dB dB cm deg 1 2462.00 87.48 ------ ------ 85.68 30.48 4.89 33.57 331 11 AVERAGE

Mode	21	
	Harmonic	
	2400-2483.5_802.11b_CH11_2462MHz	
ANT	8	
Pol.	Horizontal	Vertical
Peak Avg	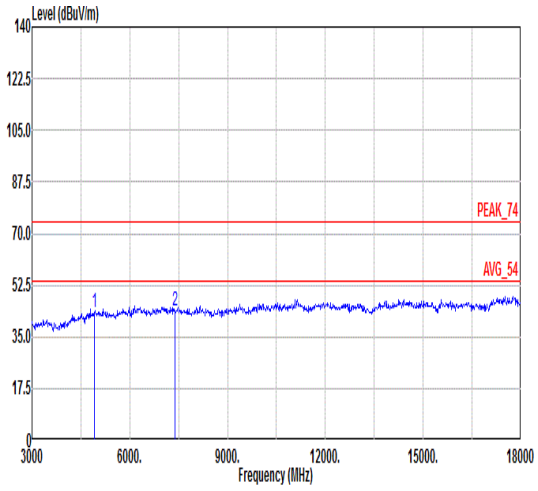 Freq Level Limit Line Margin Read Level Ant Factor Cable Loss Preamp Factor APos TPos Remark MHz dBuV/m dBuV/m dB dBuV dB/m dB dB cm deg 1 4924.00 43.42 74.00 -30.58 59.31 33.87 7.79 57.55 --- --- Peak 2 7386.00 43.69 74.00 -30.31 57.17 36.30 9.17 58.95 --- --- Peak	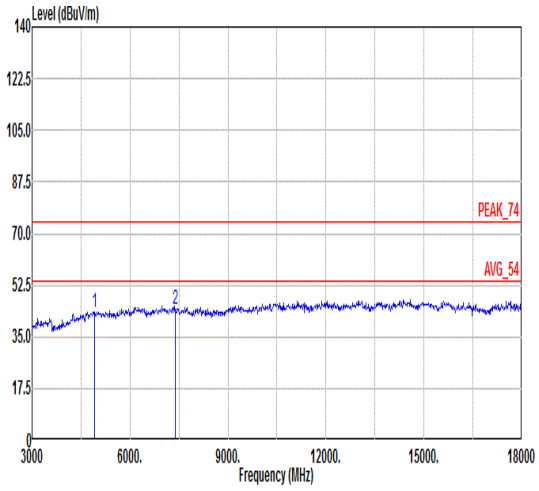 Freq Level Limit Line Margin Read Level Ant Factor Cable Loss Preamp Factor APos TPos Remark MHz dBuV/m dBuV/m dB dBuV dB/m dB dB cm deg 1 4924.00 43.08 74.00 -30.92 58.97 33.87 7.79 57.55 --- --- Peak 2 7386.00 44.15 74.00 -29.85 57.63 36.30 9.17 58.95 --- --- Peak

Mode	22	
	Harmonic	
	2400-2483.5_802.11b_CH01_2412MHz	
ANT	10	
Pol.	Horizontal	Vertical
Peak Avg	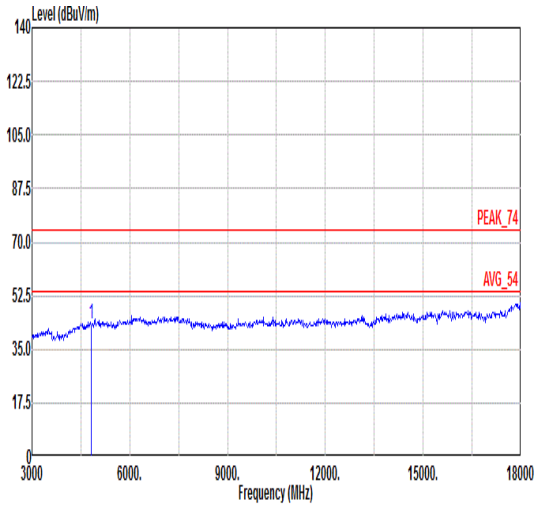 Freq Level Limit Line Margin Read Level Ant Factor Cable Loss Preamp Factor APos TPos Remark MHz dBuV/m dBuV/m dB dBuV dB/m dB dB cm deg 1 4824.00 43.43 74.00 -30.57 59.33 33.83 7.75 57.48 --- --- Peak	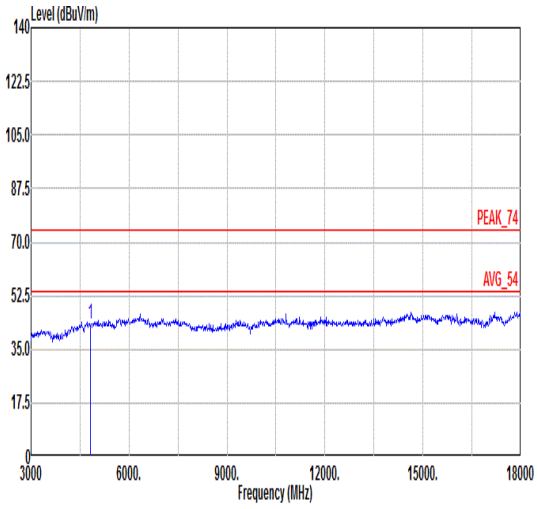 Freq Level Limit Line Margin Read Level Ant Factor Cable Loss Preamp Factor APos TPos Remark MHz dBuV/m dBuV/m dB dBuV dB/m dB dB cm deg 1 4824.00 43.53 74.00 -30.47 59.43 33.83 7.75 57.48 --- --- Peak

Mode	23	
	Harmonic	
	2400-2483.5_802.11b_CH06_2437MHz	
ANT	10	
Pol.	Horizontal	Vertical
Peak Avg	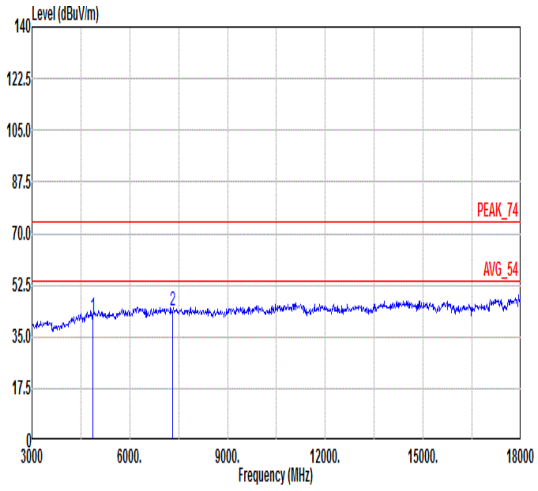 Freq Level Limit Line Margin Read Level Ant Factor Cable Loss Preamp Factor APos TPos Remark MHz dBuV/m dBuV/m dB dBuV dB/m dB dB cm deg 1 4874.00 41.61 74.00 -32.39 57.51 33.85 7.77 57.52 --- --- Peak 2 7311.00 43.70 74.00 -30.30 57.39 36.30 8.93 58.92 --- --- Peak	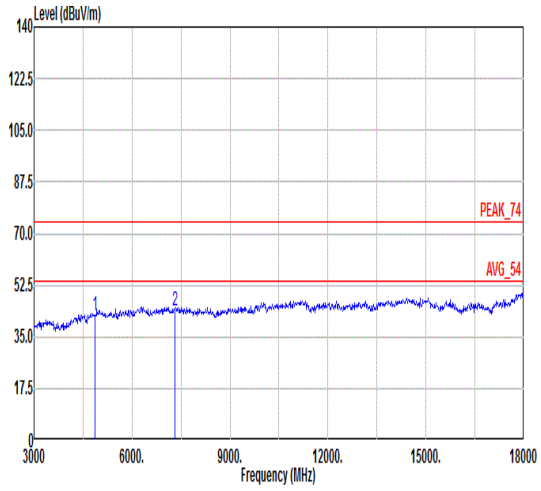 Freq Level Limit Line Margin Read Level Ant Factor Cable Loss Preamp Factor APos TPos Remark MHz dBuV/m dBuV/m dB dBuV dB/m dB dB cm deg 1 4874.00 42.23 74.00 -31.77 58.13 33.85 7.77 57.52 --- --- Peak 2 7311.00 44.09 74.00 -29.91 57.78 36.30 8.93 58.92 --- --- Peak

Mode	24	
	Band Edge	
	2400-2483.5_802.11b_CH11_2462MHz	
ANT	10	
Pol.	Horizontal	Fundamental
Peak	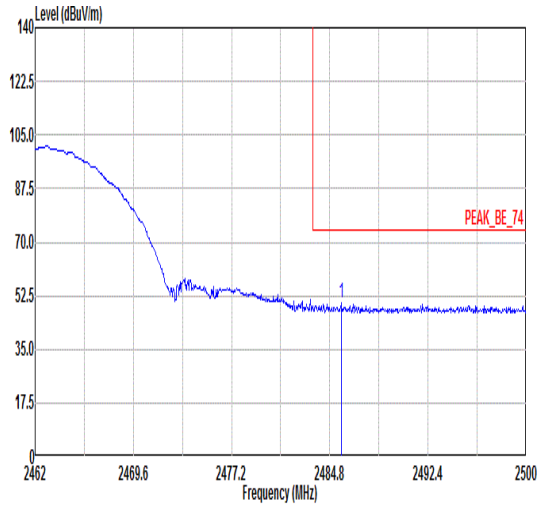 Freq Level Limit Line Margin Read Level Ant Factor Cable Loss Preamp Factor APos TPos Remark MHz dBuV/m dBuV/m dB dBuV dB/m dB dB cm deg 1 2485.67 50.13 74.00 -23.87 48.25 30.49 4.92 33.53 123 328 PEAK	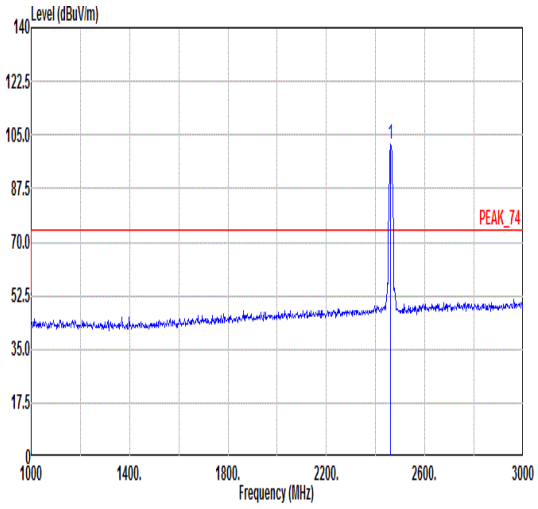 Freq Level Limit Line Margin Read Level Ant Factor Cable Loss Preamp Factor APos TPos Remark MHz dBuV/m dBuV/m dB dBuV dB/m dB dB cm deg 1 2462.00 102.15 ------ ------ 100.35 30.48 4.89 33.57 123 328 PEAK
Avg	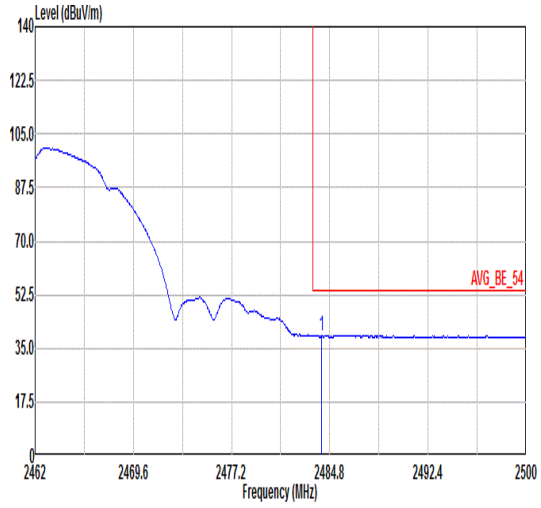 Freq Level Limit Line Margin Read Level Ant Factor Cable Loss Preamp Factor APos TPos Remark MHz dBuV/m dBuV/m dB dBuV dB/m dB dB cm deg 1 2484.19 39.25 54.00 -14.75 37.37 30.49 4.92 33.53 123 328 AVERAGE	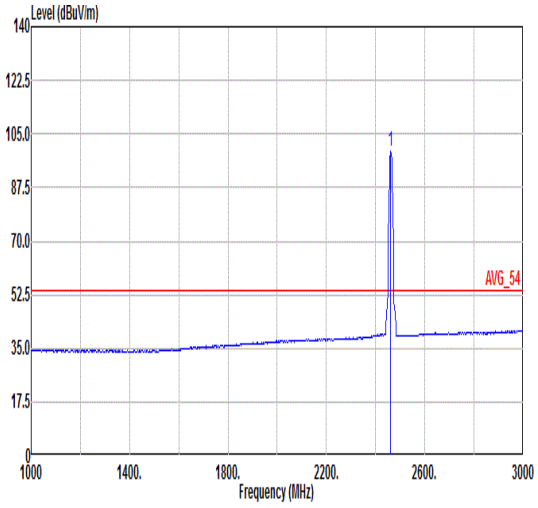 Freq Level Limit Line Margin Read Level Ant Factor Cable Loss Preamp Factor APos TPos Remark MHz dBuV/m dBuV/m dB dBuV dB/m dB dB cm deg 1 2462.00 99.18 ------ ------ 97.39 30.48 4.89 33.58 123 328 AVERAGE

Mode	24	
	Band Edge	
	2400-2483.5_802.11b_CH11_2462MHz	
ANT	10	
Pol.	Vertical	Fundamental
Peak	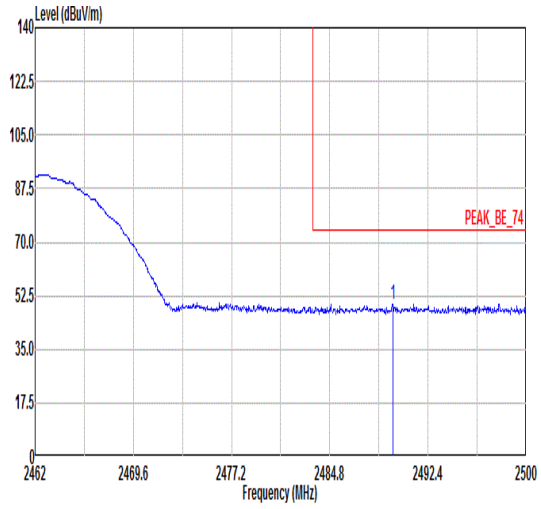 Freq Level Limit Line Margin Read Level Ant Factor Cable Loss Preamp Factor APos TPos Remark MHz dBuV/m dBuV/m dB dBuV dB/m dB dB cm deg 1 2489.66 49.90 74.00 -24.10 47.99 30.50 4.93 33.52 133 27 PEAK	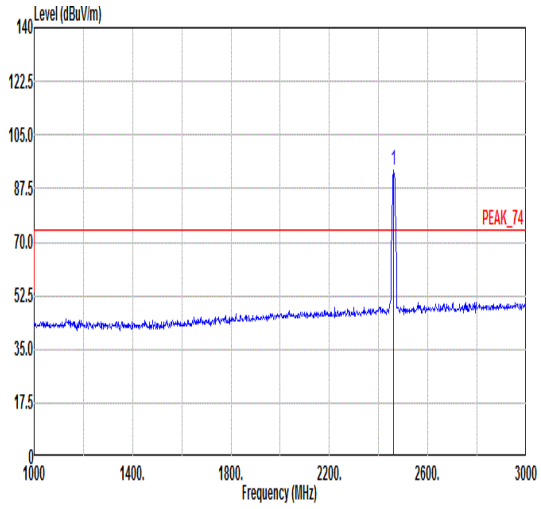 Freq Level Limit Line Margin Read Level Ant Factor Cable Loss Preamp Factor APos TPos Remark MHz dBuV/m dBuV/m dB dBuV dB/m dB dB cm deg 1 2462.00 93.69 ------ ------ 91.89 30.48 4.89 33.57 133 27 PEAK
Avg	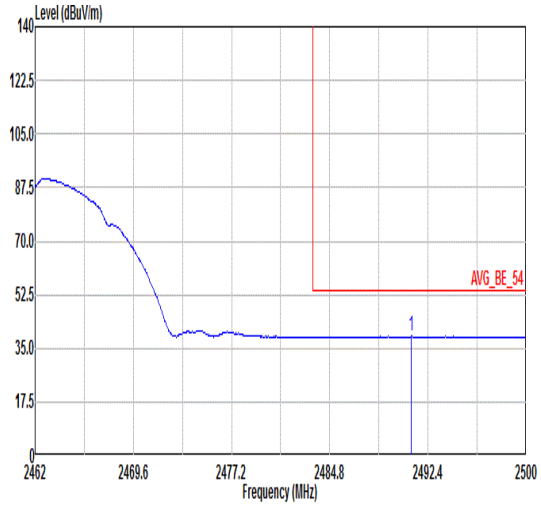 Freq Level Limit Line Margin Read Level Ant Factor Cable Loss Preamp Factor APos TPos Remark MHz dBuV/m dBuV/m dB dBuV dB/m dB dB cm deg 1 2491.11 38.89 54.00 -15.11 36.98 30.50 4.93 33.52 133 27 AVERAGE	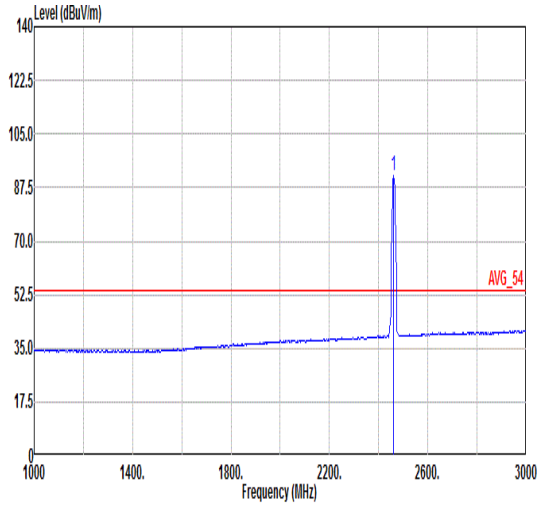 Freq Level Limit Line Margin Read Level Ant Factor Cable Loss Preamp Factor APos TPos Remark MHz dBuV/m dBuV/m dB dBuV dB/m dB dB cm deg 1 2462.00 91.42 ------ ------ 89.63 30.48 4.89 33.58 133 27 AVERAGE

Mode	24	
	Harmonic	
	2400-2483.5_802.11b_CH11_2462MHz	
ANT	10	
Pol.	Horizontal	Vertical
Peak Avg	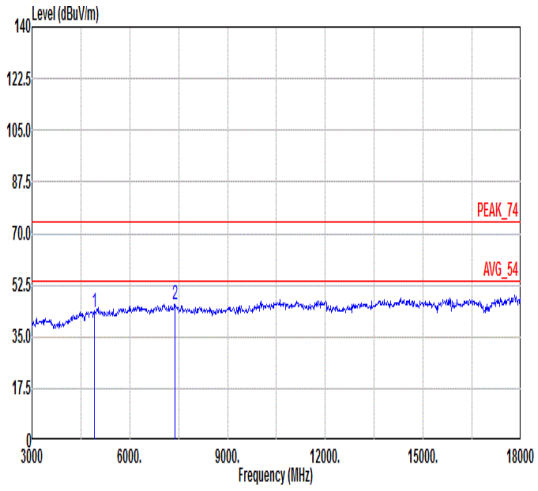 Freq Level Limit Line Margin Read Level Ant Factor Cable Loss Preamp Factor APos TPos Remark MHz dBuV/m dBuV/m dB dBuV dB/m dB dB cm deg 1 4924.00 43.45 74.00 -30.55 59.34 33.87 7.79 57.55 --- --- Peak 2 7386.00 45.80 74.00 -28.20 59.28 36.30 9.17 58.95 --- --- Peak	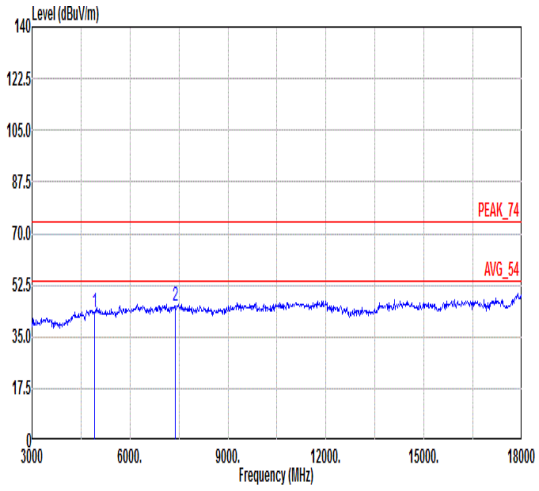 Freq Level Limit Line Margin Read Level Ant Factor Cable Loss Preamp Factor APos TPos Remark MHz dBuV/m dBuV/m dB dBuV dB/m dB dB cm deg 1 4924.00 43.39 74.00 -30.61 59.28 33.87 7.79 57.55 --- --- Peak 2 7386.00 45.27 74.00 -28.73 58.75 36.30 9.17 58.95 --- --- Peak

Mode	25	
	Band Edge	
	2400-2483.5_802.11g_CH01_2412MHz	
ANT	8	
Pol.	Horizontal	Fundamental
Peak	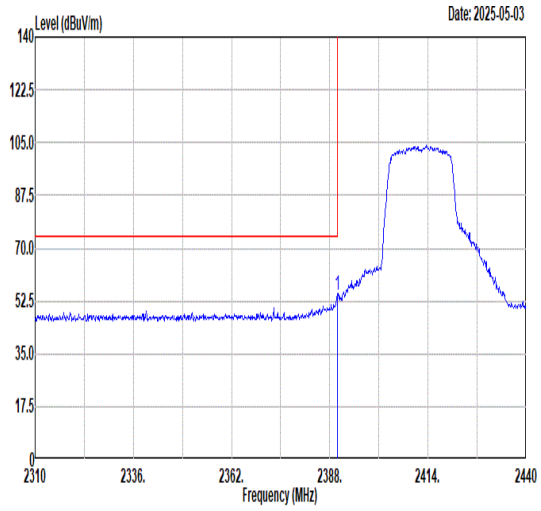 Freq Level Limit Line Margin Read Level Ant Factor Cable Loss Preamp Factor APos TPos Remark MHz dBuV/m dBuV/m dB dBuV dB/m dB dB cm deg 1 2389.95 54.48 74.00 -19.52 52.94 30.44 4.80 33.70 112 54 PEAK	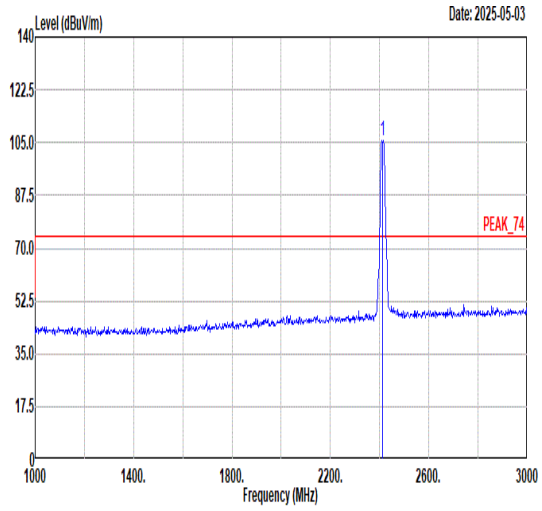 Freq Level Limit Line Margin Read Level Ant Factor Cable Loss Preamp Factor APos TPos Remark MHz dBuV/m dBuV/m dB dBuV dB/m dB dB cm deg 1 2412.00 105.71 ------ ------ 104.10 30.45 4.82 33.66 112 54 PEAK
Avg	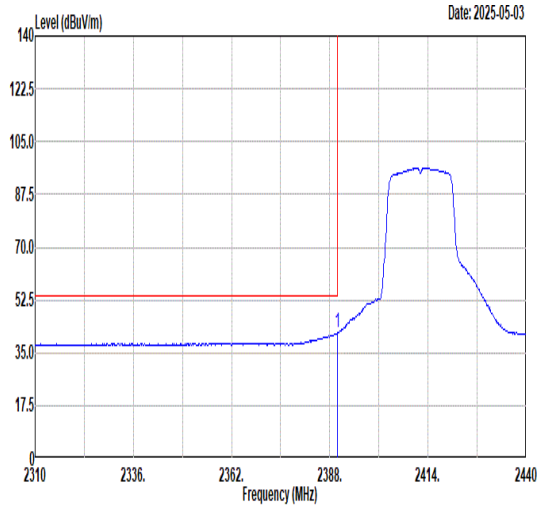 Freq Level Limit Line Margin Read Level Ant Factor Cable Loss Preamp Factor APos TPos Remark MHz dBuV/m dBuV/m dB dBuV dB/m dB dB cm deg 1 2389.95 41.56 54.00 -12.44 40.02 30.44 4.80 33.70 112 54 AVERAGE	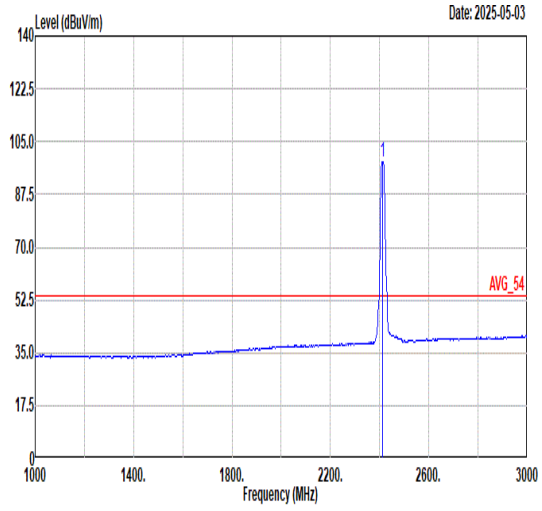 Freq Level Limit Line Margin Read Level Ant Factor Cable Loss Preamp Factor APos TPos Remark MHz dBuV/m dBuV/m dB dBuV dB/m dB dB cm deg 1 2412.00 98.14 ------ ------ 96.53 30.45 4.82 33.66 112 54 AVERAGE

Mode	25	
	Band Edge	
	2400-2483.5_802.11g_CH01_2412MHz	
ANT	8	
Pol.	Vertical	Fundamental
Peak	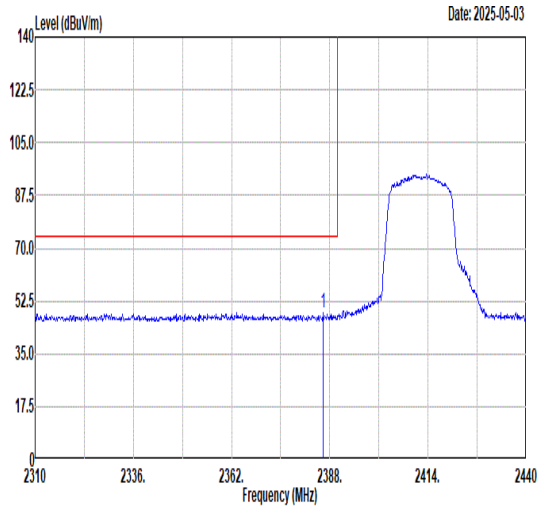 Freq Level Limit Line Margin Read Level Ant Factor Cable Loss Preamp Factor APos TPos Remark MHz dBuV/m dBuV/m dB dBuV dB/m dB dB cm deg 1 2386.18 48.70 74.00 -25.30 47.19 30.43 4.79 33.71 111 12 PEAK	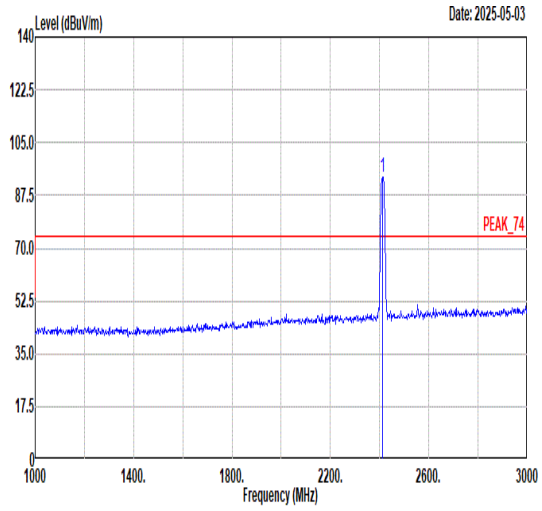 Freq Level Limit Line Margin Read Level Ant Factor Cable Loss Preamp Factor APos TPos Remark MHz dBuV/m dBuV/m dB dBuV dB/m dB dB cm deg 1 2412.00 93.70 ------ ------ 92.09 30.45 4.82 33.66 111 12 PEAK
Avg	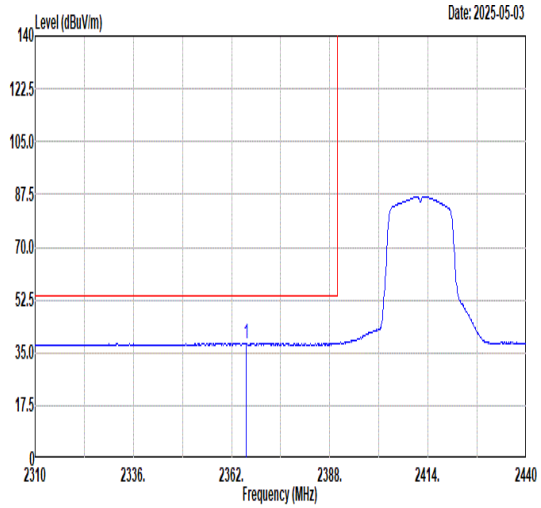 Freq Level Limit Line Margin Read Level Ant Factor Cable Loss Preamp Factor APos TPos Remark MHz dBuV/m dBuV/m dB dBuV dB/m dB dB cm deg 1 2365.90 38.28 54.00 -15.72 36.84 30.42 4.77 33.75 111 12 AVERAGE	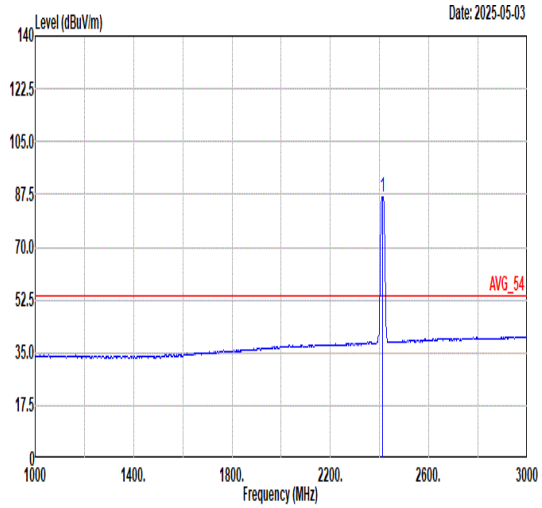 Freq Level Limit Line Margin Read Level Ant Factor Cable Loss Preamp Factor APos TPos Remark MHz dBuV/m dBuV/m dB dBuV dB/m dB dB cm deg 1 2412.00 86.61 ------ ------ 85.00 30.45 4.82 33.66 111 12 AVERAGE

Mode	25	
	Harmonic	
	2400-2483.5_802.11g_CH01_2412MHz	
ANT	8	
Pol.	Horizontal	Vertical
Peak Avg	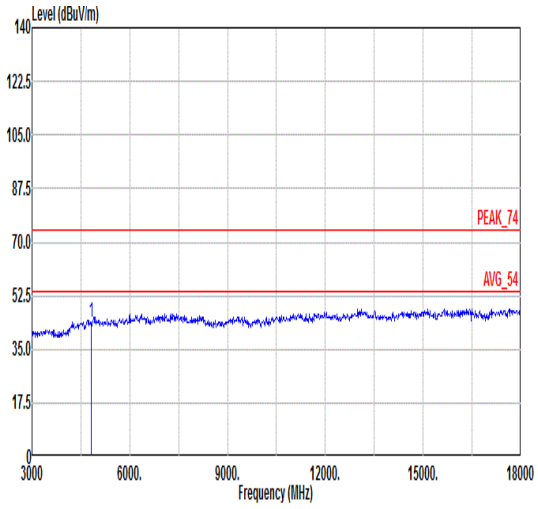 Freq Level Limit Line Margin Read Level Ant Factor Cable Loss Preamp Factor APos TPos Remark MHz dBuV/m dBuV/m dB dBuV dB/m dB dB cm deg 1 4824.00 43.91 74.00 -30.09 59.81 33.83 7.75 57.48 --- --- Peak	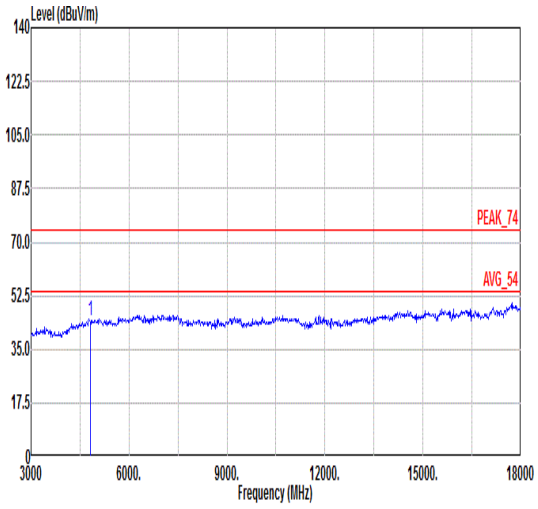 Freq Level Limit Line Margin Read Level Ant Factor Cable Loss Preamp Factor APos TPos Remark MHz dBuV/m dBuV/m dB dBuV dB/m dB dB cm deg 1 4824.00 44.20 74.00 -29.80 60.10 33.83 7.75 57.48 --- --- Peak

Mode	26	
	Harmonic	
	2400-2483.5_802.11g_CH06_2437MHz	
ANT	8	
Pol.	Horizontal	Vertical
Peak Avg	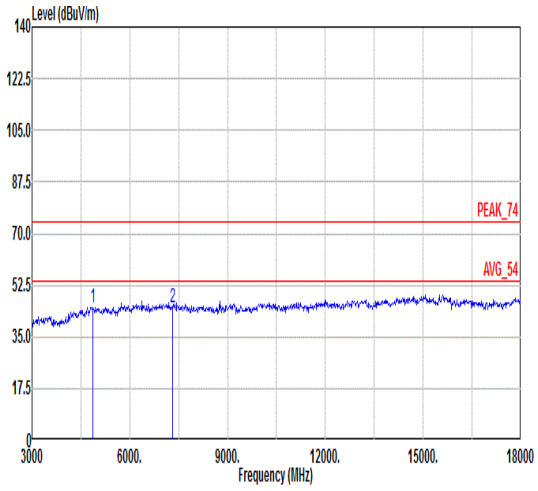 Freq Level Limit Line Margin Read Level Ant Factor Cable Loss Preamp Factor APos TPos Remark MHz dBuV/m dBuV/m dB dBuV dB/m dB dB cm deg 1 4874.00 44.71 74.00 -29.29 60.61 33.85 7.77 57.52 --- --- Peak 2 7311.00 45.13 74.00 -28.87 58.82 36.30 8.93 58.92 --- --- Peak	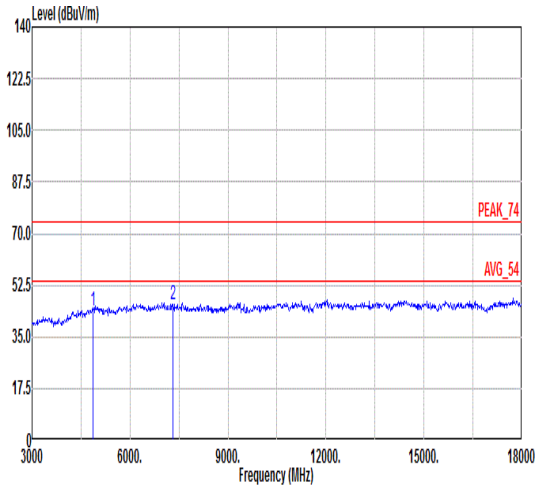 Freq Level Limit Line Margin Read Level Ant Factor Cable Loss Preamp Factor APos TPos Remark MHz dBuV/m dBuV/m dB dBuV dB/m dB dB cm deg 1 4874.00 43.60 74.00 -30.40 59.50 33.85 7.77 57.52 --- --- Peak 2 7311.00 46.17 74.00 -27.83 59.86 36.30 8.93 58.92 --- --- Peak

Mode	27	
	Band Edge	
	2400-2483.5_802.11g_CH11_2462MHz	
ANT	8	
Pol.	Horizontal	Fundamental
Peak	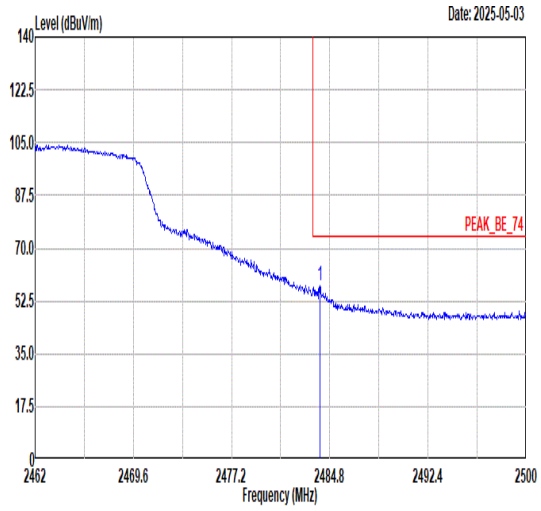 Freq Level Limit Line Margin Read Level Ant Factor Cable Loss Preamp Factor APos TPos Remark MHz dBuV/m dBuV/m dB dBuV dB/m dB dB cm deg 1 2484.04 57.35 74.00 -16.65 55.47 30.49 4.92 33.53 106 51 PEAK	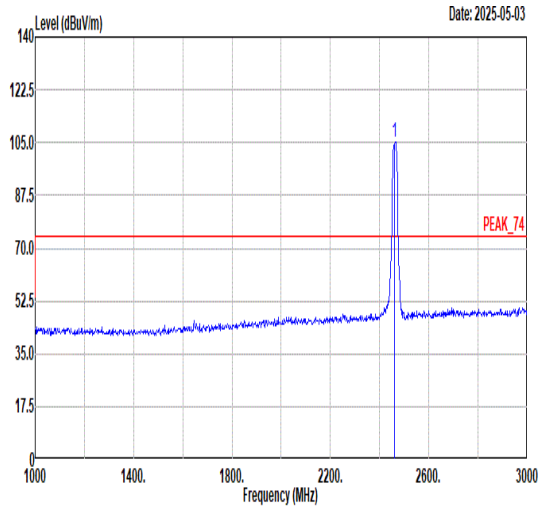 Freq Level Limit Line Margin Read Level Ant Factor Cable Loss Preamp Factor APos TPos Remark MHz dBuV/m dBuV/m dB dBuV dB/m dB dB cm deg 1 2462.00 105.33 ------ ------ 103.52 30.48 4.90 33.57 106 51 PEAK
Avg	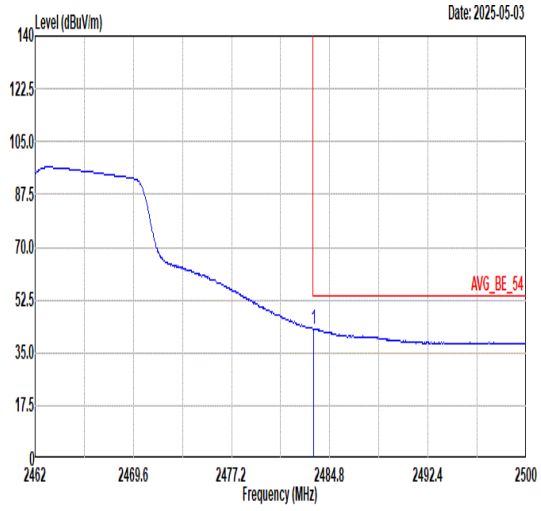 Freq Level Limit Line Margin Read Level Ant Factor Cable Loss Preamp Factor APos TPos Remark MHz dBuV/m dBuV/m dB dBuV dB/m dB dB cm deg 1 2483.55 42.84 54.00 -11.16 40.96 30.49 4.92 33.53 106 51 AVERAGE	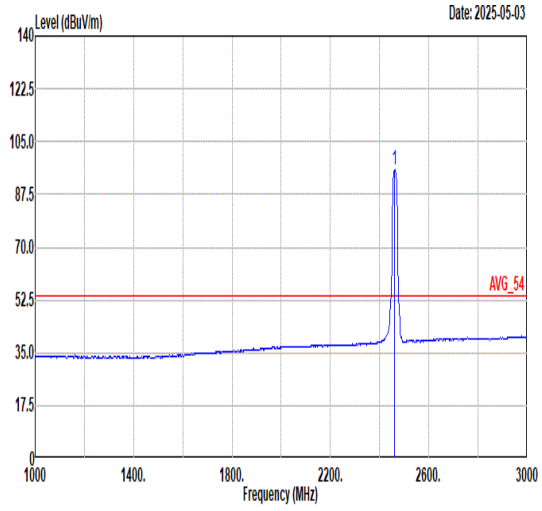 Freq Level Limit Line Margin Read Level Ant Factor Cable Loss Preamp Factor APos TPos Remark MHz dBuV/m dBuV/m dB dBuV dB/m dB dB cm deg 1 2462.00 95.55 ------ ------ 93.75 30.48 4.89 33.57 106 51 AVERAGE

Mode	27	
	Band Edge	
	2400-2483.5_802.11g_CH11_2462MHz	
ANT	8	
Pol.	Vertical	Fundamental
Peak	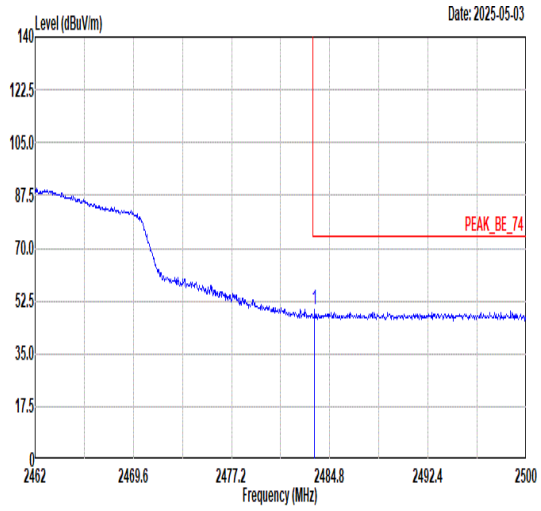 Freq Level Limit Line Margin Read Level Ant Factor Cable Loss Preamp Factor APos TPos Remark MHz dBuV/m dBuV/m dB dBuV dB/m dB dB cm deg 1 2483.62 49.55 74.00 -24.45 47.67 30.49 4.92 33.53 100 5 PEAK	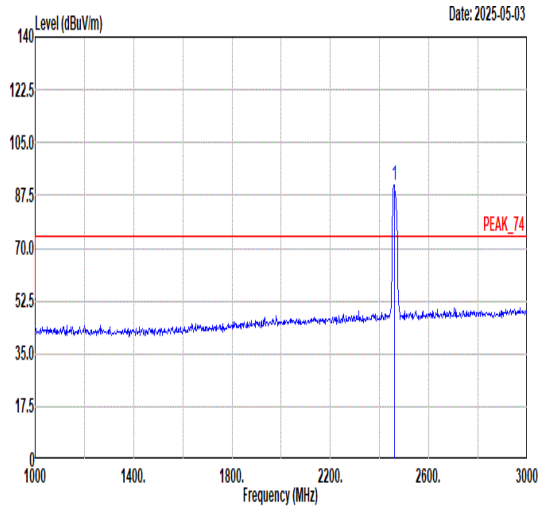 Freq Level Limit Line Margin Read Level Ant Factor Cable Loss Preamp Factor APos TPos Remark MHz dBuV/m dBuV/m dB dBuV dB/m dB dB cm deg 1 2462.00 90.81 ------ ------ 89.03 30.48 4.88 33.58 100 5 PEAK
Avg	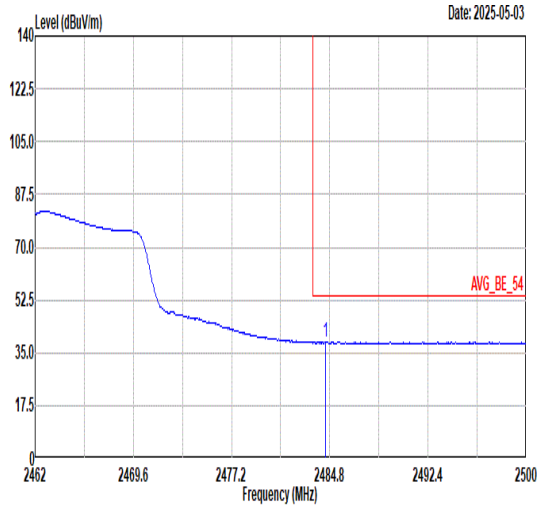 Freq Level Limit Line Margin Read Level Ant Factor Cable Loss Preamp Factor APos TPos Remark MHz dBuV/m dBuV/m dB dBuV dB/m dB dB cm deg 1 2484.46 38.67 54.00 -15.33 36.79 30.49 4.92 33.53 100 5 AVERAGE	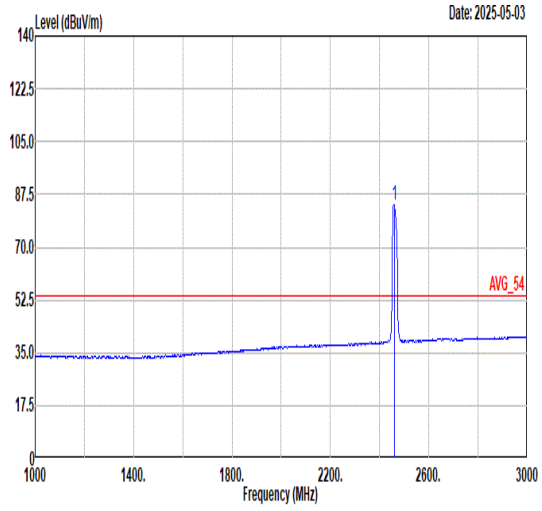 Freq Level Limit Line Margin Read Level Ant Factor Cable Loss Preamp Factor APos TPos Remark MHz dBuV/m dBuV/m dB dBuV dB/m dB dB cm deg 1 2462.00 84.03 ------ ------ 82.25 30.48 4.88 33.58 100 5 AVERAGE

Mode	27	
	Harmonic	
	2400-2483.5_802.11g_CH11_2462MHz	
ANT	8	
Pol.	Horizontal	Vertical
Peak Avg	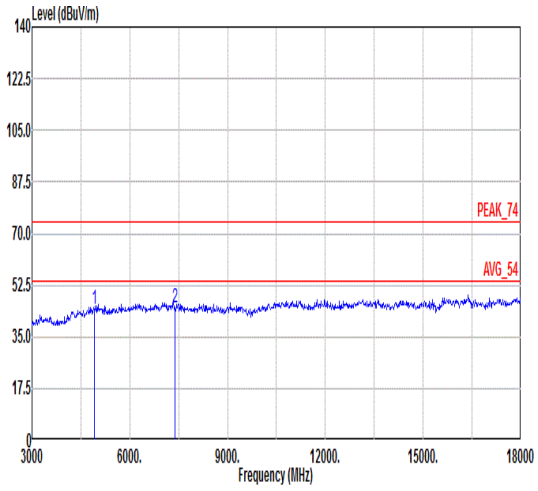 Freq Level Limit Line Margin Read Level Ant Factor Cable Loss Preamp Factor APos TPos Remark MHz dBuV/m dBuV/m dB dBuV dB/m dB dB cm deg 1 4924.00 44.44 74.00 -29.56 60.33 33.87 7.79 57.55 --- --- Peak 2 7386.00 44.86 74.00 -29.14 58.34 36.30 9.17 58.95 --- --- Peak	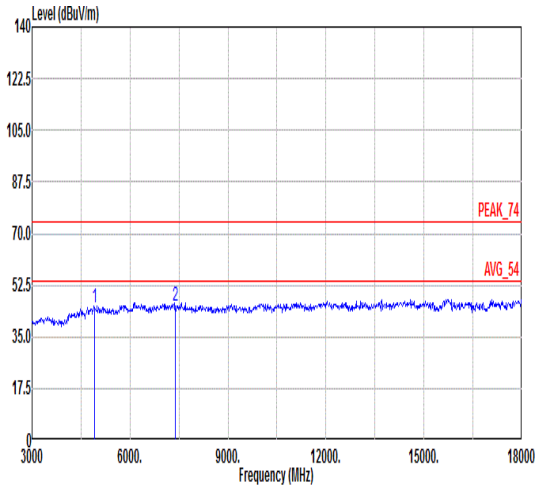 Freq Level Limit Line Margin Read Level Ant Factor Cable Loss Preamp Factor APos TPos Remark MHz dBuV/m dBuV/m dB dBuV dB/m dB dB cm deg 1 4924.00 44.80 74.00 -29.20 60.69 33.87 7.79 57.55 --- --- Peak 2 7386.00 45.35 74.00 -28.65 58.83 36.30 9.17 58.95 --- --- Peak

Mode	28	
	Band Edge	
	2400-2483.5_802.11g_CH01_2412MHz	
ANT	10	
Pol.	Horizontal	Fundamental
Peak	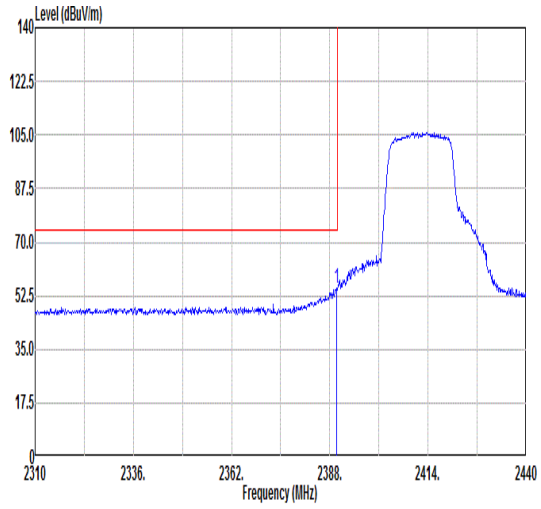 Freq Level Limit Line Margin Read Level Ant Factor Cable Loss Preamp Factor APos TPos Remark MHz dBuV/m dBuV/m dB dBuV dB/m dB dB cm deg 1 2389.82 54.83 74.00 -19.17 53.29 30.44 4.80 33.70 123 327 PEAK	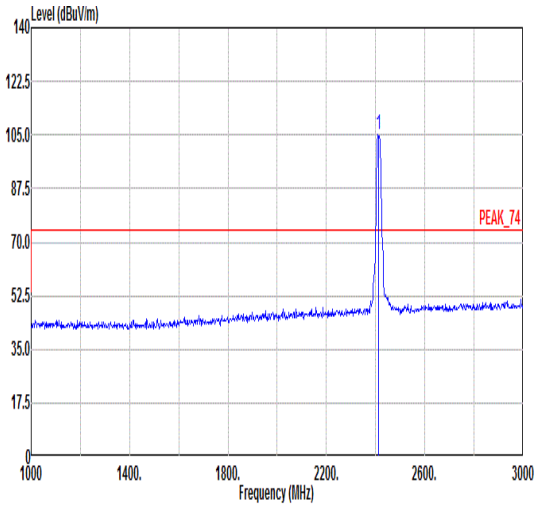 Freq Level Limit Line Margin Read Level Ant Factor Cable Loss Preamp Factor APos TPos Remark MHz dBuV/m dBuV/m dB dBuV dB/m dB dB cm deg 1 2412.00 104.97 ------ ------ 103.37 30.45 4.82 33.67 123 327 PEAK
Avg	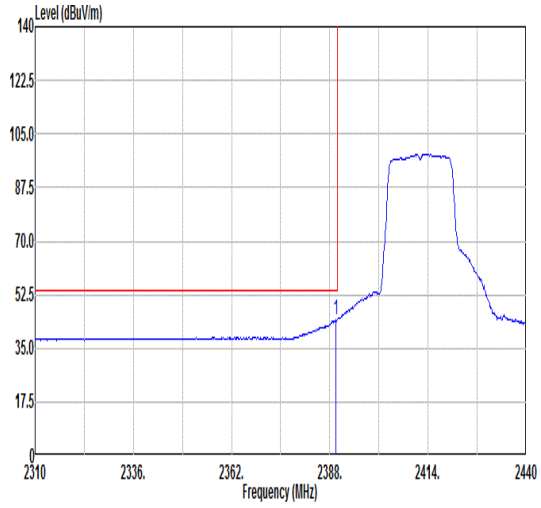 Freq Level Limit Line Margin Read Level Ant Factor Cable Loss Preamp Factor APos TPos Remark MHz dBuV/m dBuV/m dB dBuV dB/m dB dB cm deg 1 2389.69 44.19 54.00 -9.81 42.65 30.44 4.80 33.70 123 327 AVERAGE	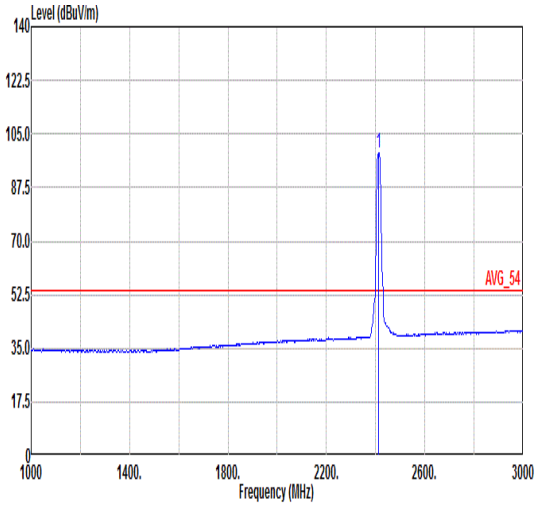 Freq Level Limit Line Margin Read Level Ant Factor Cable Loss Preamp Factor APos TPos Remark MHz dBuV/m dBuV/m dB dBuV dB/m dB dB cm deg 1 2412.00 98.65 ------ ------ 97.04 30.45 4.82 33.66 123 327 AVERAGE

Mode	28	
	Band Edge	
	2400-2483.5_802.11g_CH01_2412MHz	
ANT	10	
Pol.	Vertical	Fundamental
Peak	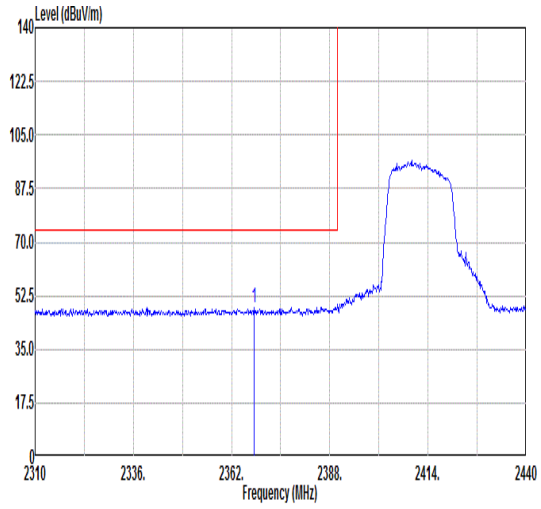 Freq Level Limit Line Margin Read Level Ant Factor Cable Loss Preamp Factor APos TPos Remark MHz dBuV/m dBuV/m dB dBuV dB/m dB dB cm deg 1 2367.98 48.86 74.00 -25.14 47.41 30.42 4.77 33.74 123 349 PEAK	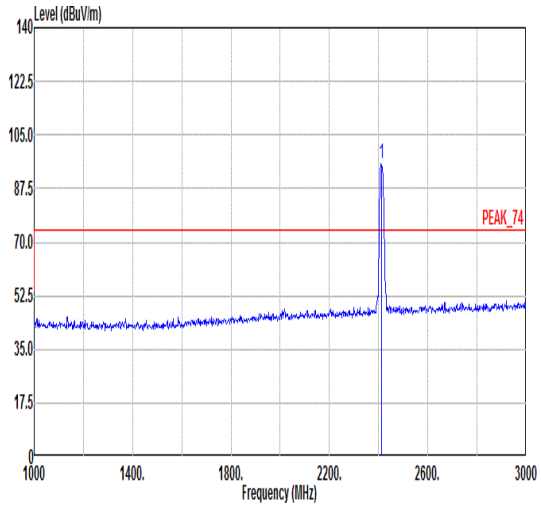 Freq Level Limit Line Margin Read Level Ant Factor Cable Loss Preamp Factor APos TPos Remark MHz dBuV/m dBuV/m dB dBuV dB/m dB dB cm deg 1 2412.00 95.37 ------ ------ 93.77 30.45 4.82 33.67 123 349 PEAK
Avg	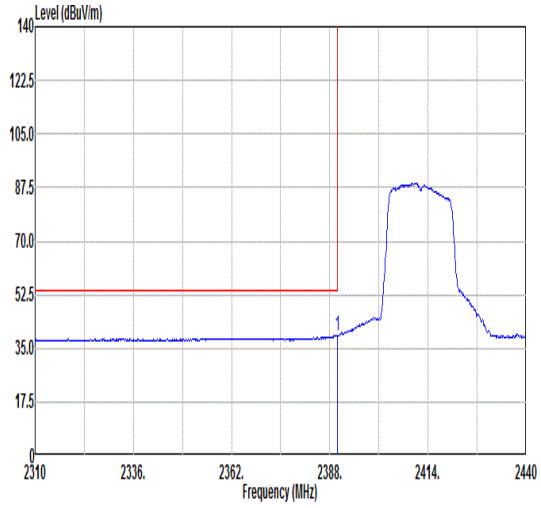 Freq Level Limit Line Margin Read Level Ant Factor Cable Loss Preamp Factor APos TPos Remark MHz dBuV/m dBuV/m dB dBuV dB/m dB dB cm deg 1 2389.95 39.34 54.00 -14.66 37.80 30.44 4.80 33.70 123 349 AVERAGE	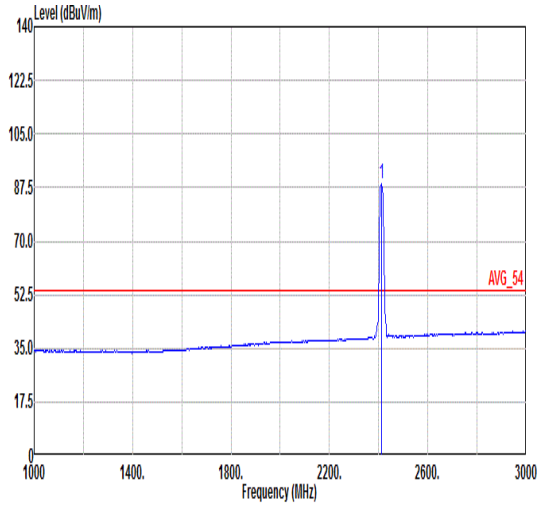 Freq Level Limit Line Margin Read Level Ant Factor Cable Loss Preamp Factor APos TPos Remark MHz dBuV/m dBuV/m dB dBuV dB/m dB dB cm deg 1 2412.00 88.53 ------ ------ 86.92 30.45 4.82 33.66 123 349 AVERAGE

Mode	28	
	Harmonic	
	2400-2483.5_802.11g_CH01_2412MHz	
ANT	10	
Pol.	Horizontal	Vertical
Peak Avg	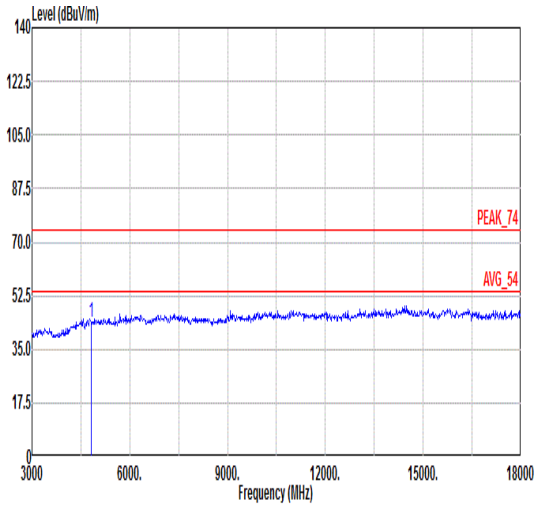 Freq Level Limit Line Margin Read Level Ant Factor Cable Loss Preamp Factor APos TPos Remark MHz dBuV/m dBuV/m dB dBuV dB/m dB dB cm deg 1 4824.00 43.72 74.00 -30.28 59.62 33.83 7.75 57.48 --- --- Peak	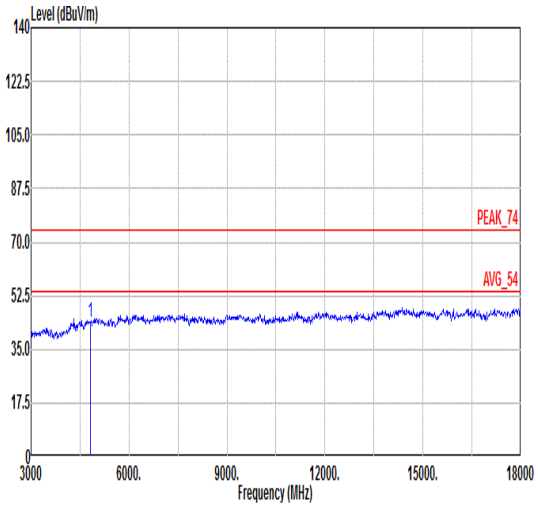 Freq Level Limit Line Margin Read Level Ant Factor Cable Loss Preamp Factor APos TPos Remark MHz dBuV/m dBuV/m dB dBuV dB/m dB dB cm deg 1 4824.00 43.90 74.00 -30.10 59.80 33.83 7.75 57.48 --- --- Peak

Mode	29	
	Harmonic	
	2400-2483.5_802.11g_CH06_2437MHz	
ANT	10	
Pol.	Horizontal	Vertical
Peak Avg	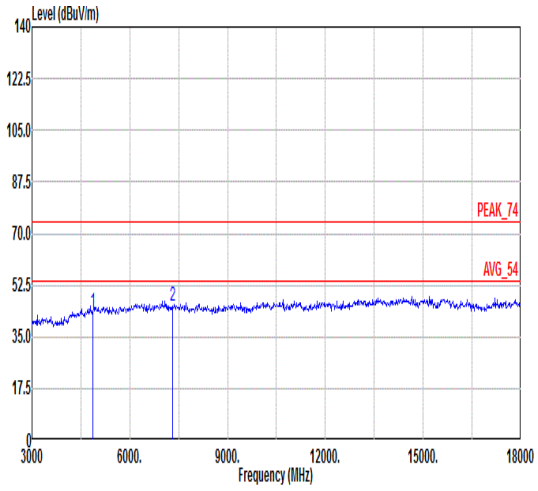 Freq Level Limit Line Margin Read Level Ant Factor Cable Loss Preamp Factor APos TPos Remark MHz dBuV/m dBuV/m dB dBuV dB/m dB dB cm deg 1 4874.00 43.46 74.00 -30.54 59.36 33.85 7.77 57.52 --- --- Peak 2 7311.00 45.60 74.00 -28.40 59.29 36.30 8.93 58.92 --- --- Peak	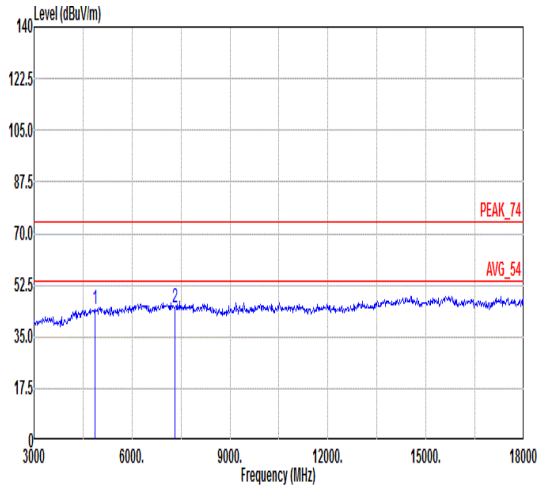 Freq Level Limit Line Margin Read Level Ant Factor Cable Loss Preamp Factor APos TPos Remark MHz dBuV/m dBuV/m dB dBuV dB/m dB dB cm deg 1 4874.00 44.57 74.00 -29.43 60.47 33.85 7.77 57.52 --- --- Peak 2 7311.00 45.05 74.00 -28.95 58.74 36.30 8.93 58.92 --- --- Peak

Mode	30	
	Band Edge	
	2400-2483.5_802.11g_CH11_2462MHz	
ANT	10	
Pol.	Horizontal	Fundamental
Peak	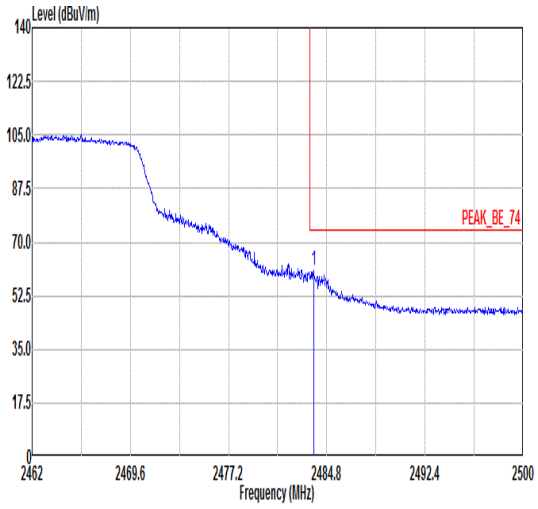 Freq Level Limit Line Margin Read Level Ant Factor Cable Loss Preamp Factor APos TPos Remark MHz dBuV/m dBuV/m dB dBuV dB/m dB dB cm deg 1 2483.77 60.75 74.00 -13.25 58.87 30.49 4.92 33.53 141 9 PEAK	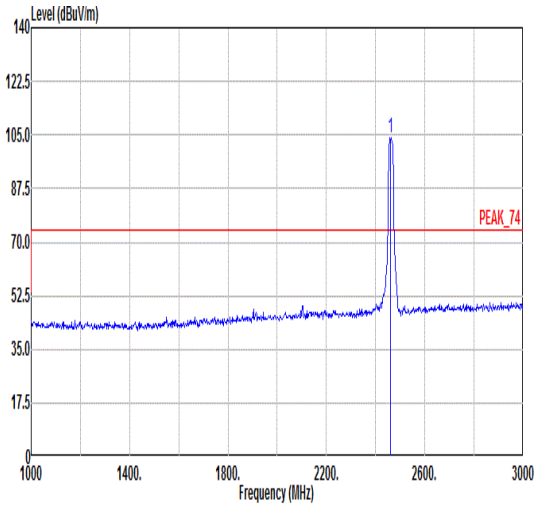 Freq Level Limit Line Margin Read Level Ant Factor Cable Loss Preamp Factor APos TPos Remark MHz dBuV/m dBuV/m dB dBuV dB/m dB dB cm deg 1 2462.00 103.92 ------ ------ 102.12 30.48 4.89 33.57 141 9 PEAK
Avg	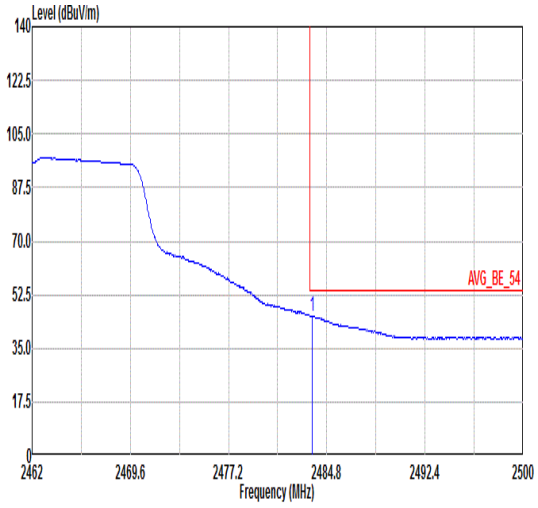 Freq Level Limit Line Margin Read Level Ant Factor Cable Loss Preamp Factor APos TPos Remark MHz dBuV/m dBuV/m dB dBuV dB/m dB dB cm deg 1 2483.66 45.67 54.00 -8.33 43.79 30.49 4.92 33.53 141 9 AVERAGE	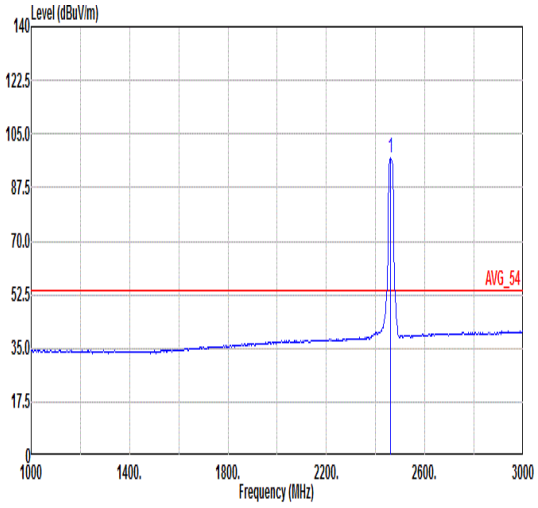 Freq Level Limit Line Margin Read Level Ant Factor Cable Loss Preamp Factor APos TPos Remark MHz dBuV/m dBuV/m dB dBuV dB/m dB dB cm deg 1 2462.00 97.04 ------ ------ 95.24 30.48 4.89 33.57 141 9 AVERAGE

Mode	30	
	Band Edge	
	2400-2483.5_802.11g_CH11_2462MHz	
ANT	10	
Pol.	Vertical	Fundamental
Peak	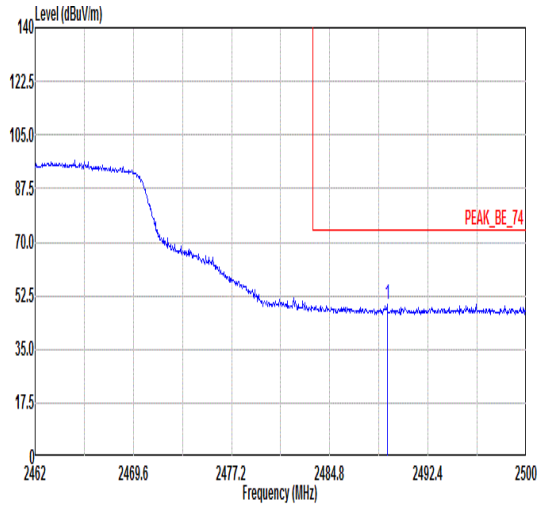 Freq Level Limit Line Margin Read Level Ant Factor Cable Loss Preamp Factor APos TPos Remark MHz dBuV/m dBuV/m dB dBuV dB/m dB dB cm deg 1 2489.25 49.71 74.00 -24.29 47.80 30.50 4.93 33.52 130 352 PEAK	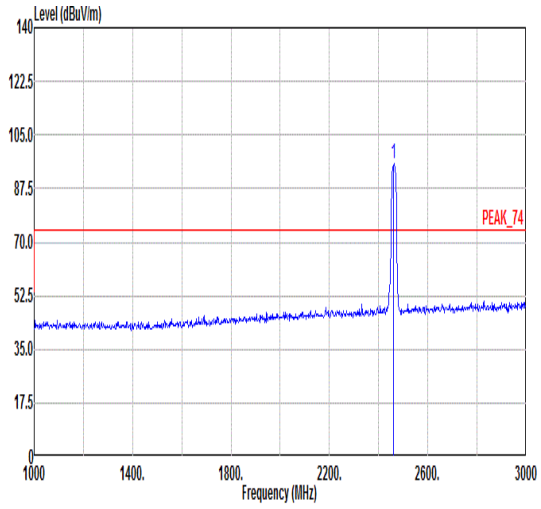 Freq Level Limit Line Margin Read Level Ant Factor Cable Loss Preamp Factor APos TPos Remark MHz dBuV/m dBuV/m dB dBuV dB/m dB dB cm deg 1 2462.00 95.51 ------ ------ 93.71 30.48 4.89 33.57 130 352 PEAK
Avg	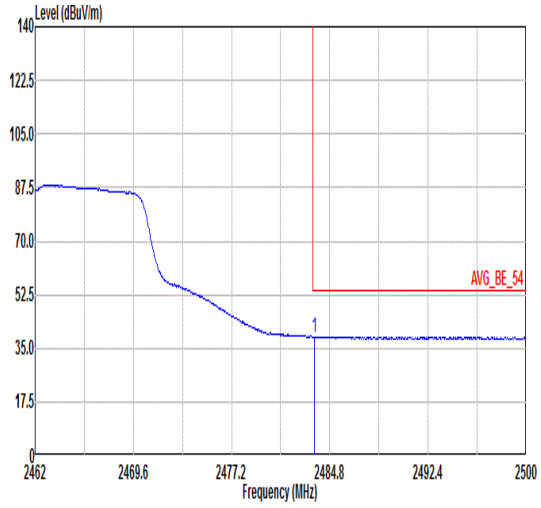 Freq Level Limit Line Margin Read Level Ant Factor Cable Loss Preamp Factor APos TPos Remark MHz dBuV/m dBuV/m dB dBuV dB/m dB dB cm deg 1 2483.62 38.77 54.00 -15.23 36.89 30.49 4.92 33.53 130 352 AVERAGE	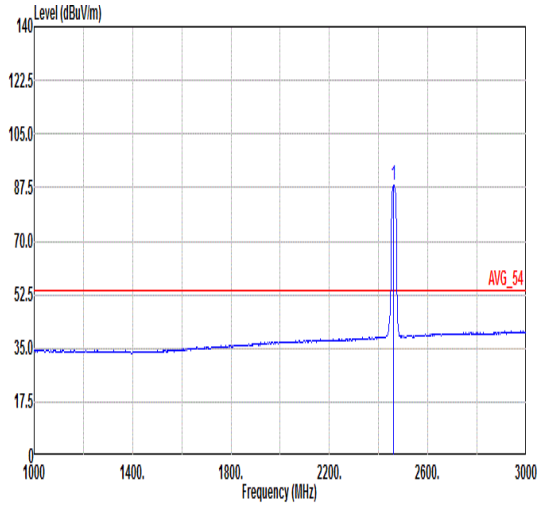 Freq Level Limit Line Margin Read Level Ant Factor Cable Loss Preamp Factor APos TPos Remark MHz dBuV/m dBuV/m dB dBuV dB/m dB dB cm deg 1 2462.00 88.08 ------ ------ 86.28 30.48 4.89 33.57 130 352 AVERAGE

Mode	30	
	Harmonic	
	2400-2483.5_802.11g_CH11_2462MHz	
ANT	10	
Pol.	Horizontal	Vertical
Peak Avg	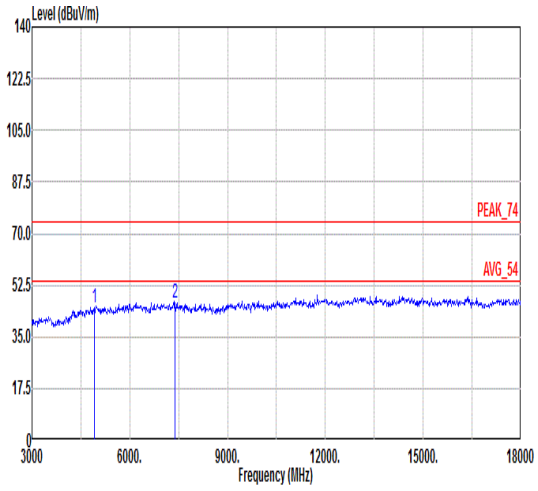 Freq Level Limit Line Margin Read Level Ant Factor Cable Loss Preamp Factor APos TPos Remark MHz dBuV/m dBuV/m dB dBuV dB/m dB dB cm deg 1 4924.00 44.83 74.00 -29.17 60.72 33.87 7.79 57.55 --- --- Peak 2 7386.00 46.71 74.00 -27.29 60.19 36.30 9.17 58.95 --- --- Peak	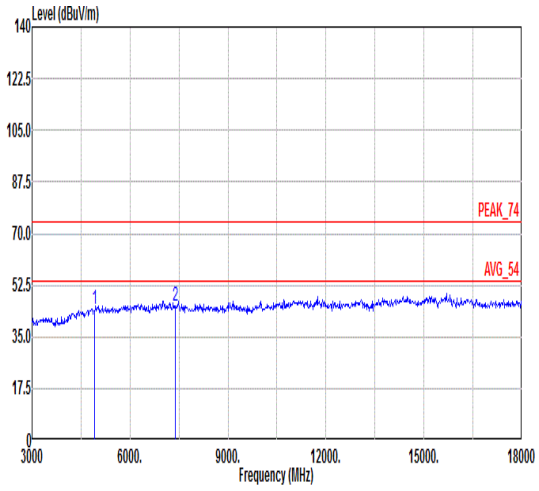 Freq Level Limit Line Margin Read Level Ant Factor Cable Loss Preamp Factor APos TPos Remark MHz dBuV/m dBuV/m dB dBuV dB/m dB dB cm deg 1 4924.00 44.23 74.00 -29.77 60.12 33.87 7.79 57.55 --- --- Peak 2 7386.00 45.65 74.00 -28.35 59.13 36.30 9.17 58.95 --- --- Peak

Mode	31	
	Band Edge	
	2400-2483.5_802.11be EHT20_CH01_Full_2412MHz	
ANT	CDD 8+10	
Pol.	Horizontal	Fundamental
Peak	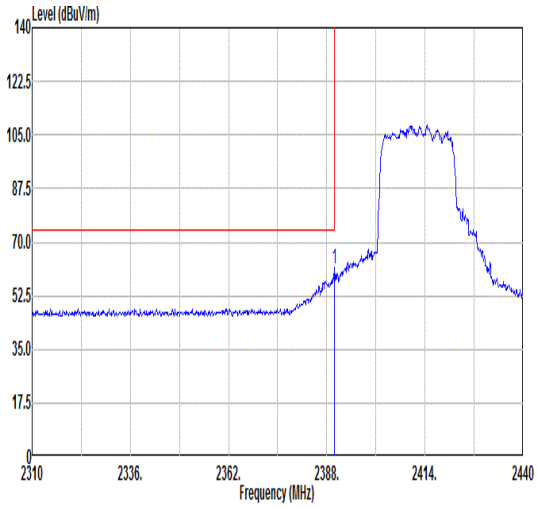 Freq Level Limit Line Margin Read Level Ant Factor Cable Loss Preamp Factor APos TPos Remark MHz dBuV/m dBuV/m dB dBuV dB/m dB dB cm deg 1 2389.95 61.16 74.00 -12.84 59.62 30.44 4.80 33.70 100 296 PEAK	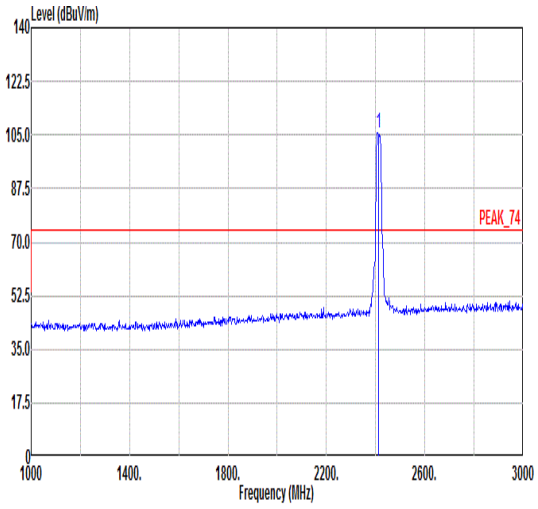 Freq Level Limit Line Margin Read Level Ant Factor Cable Loss Preamp Factor APos TPos Remark MHz dBuV/m dBuV/m dB dBuV dB/m dB dB cm deg 1 2412.00 105.82 ------ ------ 104.22 30.45 4.82 33.67 100 296 PEAK
Avg	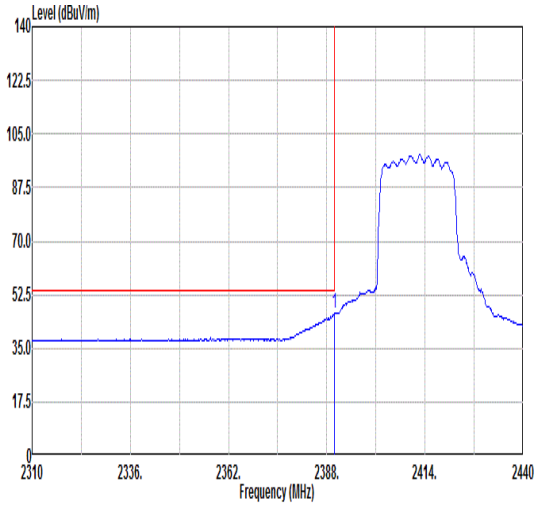 Freq Level Limit Line Margin Read Level Ant Factor Cable Loss Preamp Factor APos TPos Remark MHz dBuV/m dBuV/m dB dBuV dB/m dB dB cm deg 1 2389.95 46.45 54.00 -7.55 44.91 30.44 4.80 33.70 100 296 AVERAGE	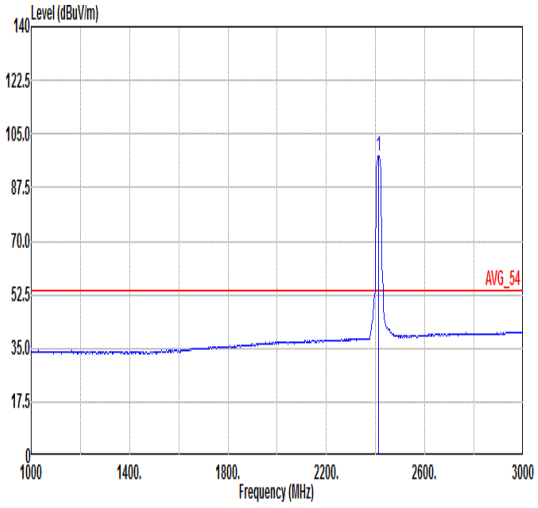 Freq Level Limit Line Margin Read Level Ant Factor Cable Loss Preamp Factor APos TPos Remark MHz dBuV/m dBuV/m dB dBuV dB/m dB dB cm deg 1 2412.00 97.83 ------ ------ 96.22 30.45 4.82 33.66 100 296 AVERAGE

Mode	31	
	Band Edge	
	2400-2483.5_802.11be EHT20_CH01_Full_2412MHz	
ANT	CDD 8+10	
Pol.	Vertical	Fundamental
Peak	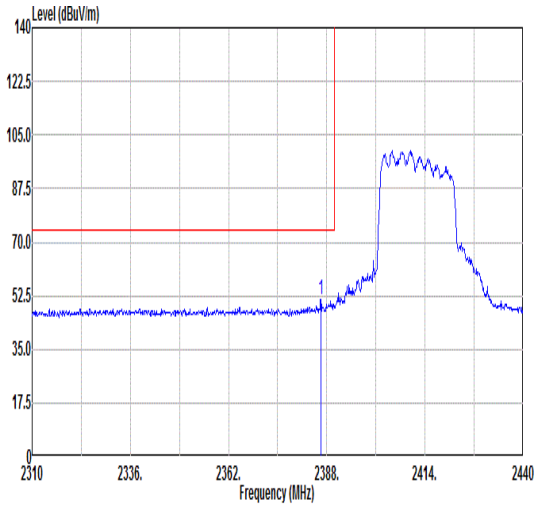 Freq Level Limit Line Margin Read Level Ant Factor Cable Loss Preamp Factor APos TPos Remark MHz dBuV/m dBuV/m dB dBuV dB/m dB dB cm deg 1 2386.44 51.49 74.00 -22.51 49.98 30.43 4.79 33.71 107 39 PEAK	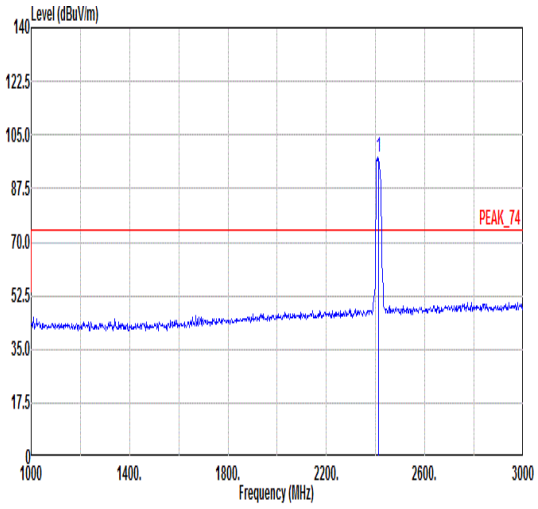 Freq Level Limit Line Margin Read Level Ant Factor Cable Loss Preamp Factor APos TPos Remark MHz dBuV/m dBuV/m dB dBuV dB/m dB dB cm deg 1 2412.00 97.99 ------ ------ 96.39 30.45 4.82 33.67 107 39 PEAK
Avg	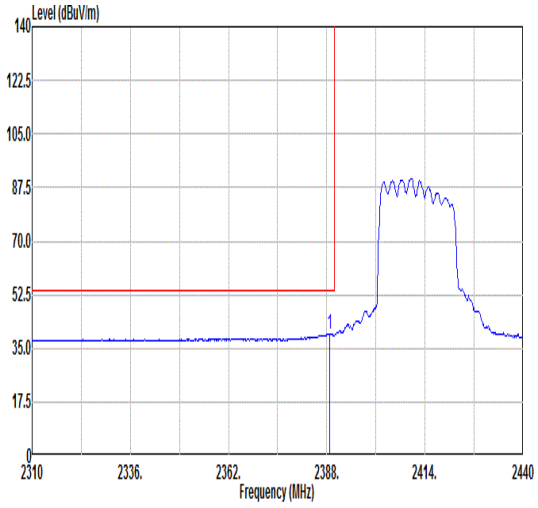 Freq Level Limit Line Margin Read Level Ant Factor Cable Loss Preamp Factor APos TPos Remark MHz dBuV/m dBuV/m dB dBuV dB/m dB dB cm deg 1 2388.78 39.77 54.00 -14.23 38.26 30.43 4.79 33.71 107 39 AVERAGE	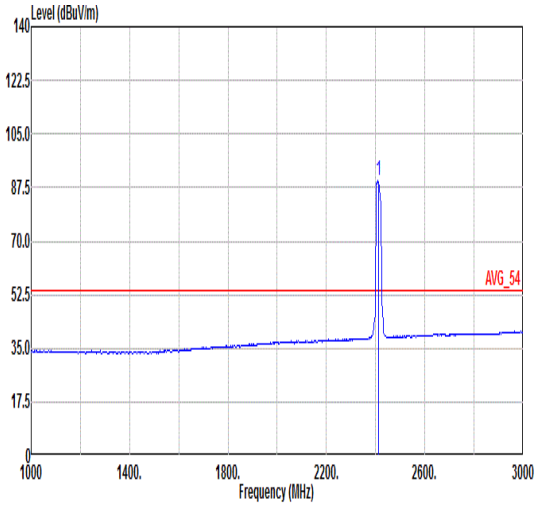 Freq Level Limit Line Margin Read Level Ant Factor Cable Loss Preamp Factor APos TPos Remark MHz dBuV/m dBuV/m dB dBuV dB/m dB dB cm deg 1 2412.00 89.74 ------ ------ 88.14 30.45 4.82 33.67 107 39 AVERAGE

Mode	31	
	Harmonic	
	2400-2483.5_802.11be EHT20_CH01_Full_2412MHz	
ANT	CDD 8+10	
Pol.	Horizontal	Vertical
Peak Avg	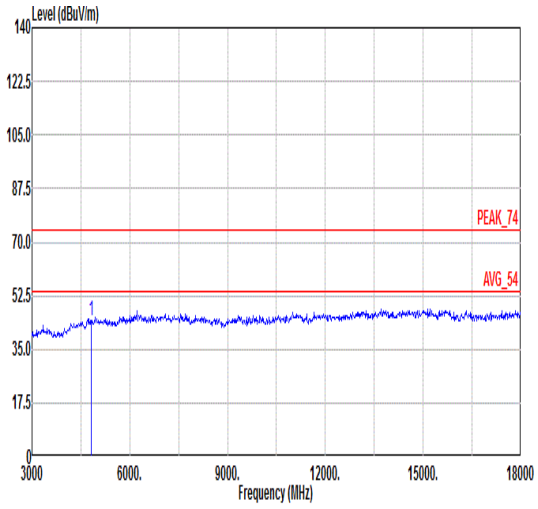 Freq Level Limit Line Margin Read Level Ant Factor Cable Loss Preamp Factor APos TPos Remark MHz dBuV/m dBuV/m dB dBuV dB/m dB dB cm deg 1 4824.00 44.14 74.00 -29.86 60.04 33.83 7.75 57.48 --- --- Peak	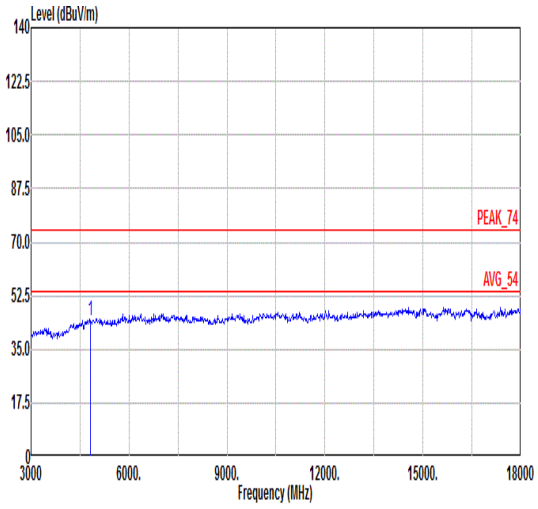 Freq Level Limit Line Margin Read Level Ant Factor Cable Loss Preamp Factor APos TPos Remark MHz dBuV/m dBuV/m dB dBuV dB/m dB dB cm deg 1 4824.00 44.20 74.00 -29.80 60.10 33.83 7.75 57.48 --- --- Peak

Mode	32	
	Harmonic	
	2400-2483.5_802.11be EHT20_CH06_Full_2437MHz	
ANT	CDD 8+10	
Pol.	Horizontal	Vertical
Peak Avg	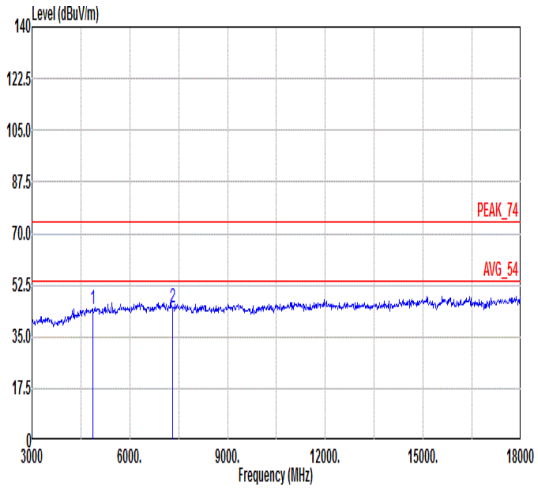 Freq Level Limit Line Margin Read Level Ant Factor Cable Loss Preamp Factor APos TPos Remark MHz dBuV/m dBuV/m dB dBuV dB/m dB dB cm deg 1 4874.00 44.30 74.00 -29.70 60.20 33.85 7.77 57.52 --- --- Peak 2 7311.00 44.84 74.00 -29.16 58.53 36.30 8.93 58.92 --- --- Peak	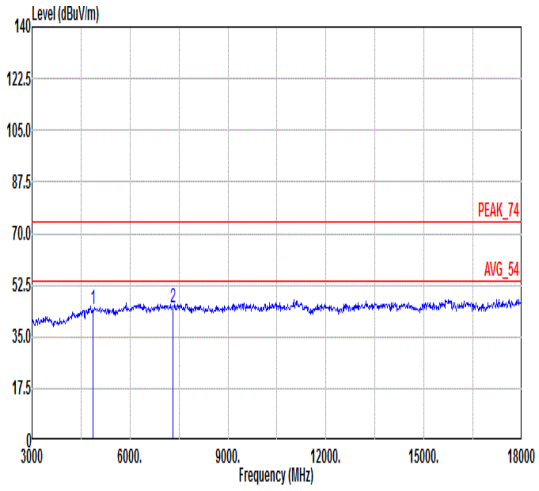 Freq Level Limit Line Margin Read Level Ant Factor Cable Loss Preamp Factor APos TPos Remark MHz dBuV/m dBuV/m dB dBuV dB/m dB dB cm deg 1 4874.00 44.36 74.00 -29.64 60.26 33.85 7.77 57.52 --- --- Peak 2 7311.00 44.92 74.00 -29.08 58.61 36.30 8.93 58.92 --- --- Peak