FCC RF Test Report

APPLICANT	:	Xiaomi Communications Co., Ltd.
EQUIPMENT	:	Mobile Phone
BRAND NAME	:	Xiaomi
MODEL NAME	:	2506BPN68G
FCC ID	:	2AFZZPN68G
STANDARD	:	47 CFR Part 90(S)
CLASSIFICATION	:	PCS Licensed Transmitter Held to Ear (PCE)
TEST DATE(S)	:	Apr. 30, 2025 ~ May 14, 2025

We, Sporton International Inc. (ShenZhen), would like to declare that the tested sample has been evaluated in accordance with the procedures given in ANSI C63.26-2015 and shown compliance with the applicable technical standards.

The test results in this report apply exclusively to the tested model / sample. Without written approval of Sporton International Inc. (ShenZhen), the test report shall not be reproduced except in full.

Fly Liang

Approved by: Fly Liang

ACCREDITED
Cert #5145.01

Sporton International Inc. (ShenZhen)

1/F, 2/F, Bldg 5, Shiling Industrial Zone, Xinwei Village, Xili, Nanshan, Shenzhen, 518055

People's Republic of China

TABLE OF CONTENTS

REVISION HISTORY **3**

SUMMARY OF TEST RESULT **4**

1 GENERAL DESCRIPTION **5**

1.1 Applicant 5
1.2 Manufacturer 5
1.3 Feature of Equipment Under Test 5
1.4 Product Specification of Equipment Under Test 5
1.5 Modification of EUT 5
1.6 Maximum Conducted Power and Emission Designator 6
1.7 Testing Site 6
1.8 Test Software 6
1.9 Applied Standards 7

2 TEST CONFIGURATION OF EQUIPMENT UNDER TEST **8**

2.1 Test Mode 8
2.2 Connection Diagram of Test System 9
2.3 Support Unit used in test configuration and system 9
2.4 Measurement Results Explanation Example 9
2.5 Frequency List of Low/Middle/High Channels 10

3 TEST RESULT **11**

3.1 Conducted Output Power Measurement 11
3.2 99% Occupied Bandwidth and 26dB Bandwidth Measurement 12
3.3 Emissions Mask Measurement 13
3.4 Emissions Mask – Out Of Band Emissions Measurement 15
3.5 Field Strength of Spurious Radiation Measurement 16
3.6 Frequency Stability Measurement 19

4 LIST OF MEASURING EQUIPMENT **21**

5 MEASUREMENT UNCERTAINTY **22**

APPENDIX A. TEST RESULTS OF CONDUCTED TEST

APPENDIX B. TEST RESULTS OF RADIATED TEST

APPENDIX C. TEST SETUP PHOTOGRAPHS

REVISION HISTORY

REPORT NO.	VERSION	DESCRIPTION	ISSUED DATE
FG542529E	Rev. 01	Initial issue of report	Jun. 11, 2025

SUMMARY OF TEST RESULT

Report Section	FCC Rule	Description	Limit	Result	Remark
3.1	§2.1046	Conducted Output Power	—	Report only	-
3.2	§2.1049 §90.209	Occupied Bandwidth and 26dB Bandwidth	—	Report only	-
3.3	§2.1051 §90.691	Emission masks – In-band emissions	< 50+10log$_{10}$(P[Watts])	PASS	-
3.4	§2.1051 §90.691	Emission masks – Out of band emissions	< 43+10log$_{10}$(P[Watts])	PASS	-
3.5	§2.1053 §90.691	Field Strength of Spurious Radiation	< 43+10log$_{10}$(P[Watts])	PASS	Under limit 48.79 dB at 3258.00 MHz
3.6	§2.1055 §90.213	Frequency Stability for Temperature & Voltage	< 2.5 ppm	PASS	-

Conformity Assessment Condition:

1. The test results (PASS/FAIL) with all measurement uncertainty excluded are presented against the regulation limits or in accordance with the requirements stipulated by the applicant/manufacturer who shall bear all the risks of non-compliance that may potentially occur if measurement uncertainty is taken into account.
2. The measurement uncertainty please refer to each test result in the section “Measurement Uncertainty”

Disclaimer:

The product specifications of the EUT presented in the test report that may affect the test assessments are declared by the manufacturer who shall take full responsibility for the authenticity.

1 General Description

1.1 Applicant

Xiaomi Communications Co., Ltd.
#019, 9th Floor, Building 6, 33 Xi'erqi Middle Road, Haidian District, Beijing, China, 100085

1.2 Manufacturer

Xiaomi Communications Co., Ltd.
#019, 9th Floor, Building 6, 33 Xi'erqi Middle Road, Haidian District, Beijing, China, 100085

1.3 Feature of Equipment Under Test

Product Feature	
Equipment	Mobile Phone
Brand Name	Xiaomi
Model Name	2506BPN68G
FCC ID	2AFZZPN68G
IMEI Code	Conducted: 864724070063060 Radiation: 864724070060165/864724070060173
HW Version	1351P2404
SW Version	Xiaomi HyperOS 2.0
EUT Stage	Identical Prototype

Remark: The above EUT's information was declared by manufacturer. Please refer to the specifications or user's manual for more detailed description.

1.4 Product Specification of Equipment Under Test

Product Specification subjective to this standard	
Tx Frequency	814 ~ 824 MHz
Rx Frequency	859 ~ 869 MHz
Bandwidth	1.4MHz / 3MHz / 5MHz / 10MHz / 15MHz
Maximum Output Power to Antenna	**<Ant.0>:** 25.08 dBm **<Ant.1>:** 25.26 dBm
Antenna Gain	**<Ant.0>:** -3.8 dBi **<Ant.1>:** -2.3 dBi
Type of Modulation	QPSK / 16QAM / 64QAM / 256QAM

Note: Only maximum conducted Power of Ant.1 is shown in the report.

1.5 Modification of EUT

No modifications are made to the EUT during all test items.

1.6 Maximum Conducted Power and Emission Designator

LTE Band 26		QPSK		16QAM/64QAM/256QAM	
BW (MHz)	Frequency Range (MHz)	Maximum Conducted power (W)	Emission Designator (99%OBW)	Maximum Conducted power (W)	Emission Designator (99%OBW)
1.4	814.7 ~ 823.3	0.3357	1M09G7D	0.2588	1M09W7D
3	815.5 ~ 822.5	0.3342	2M72G7D	0.2455	2M73W7D
5	816.5 ~ 821.5	0.3327	4M49G7D	0.2427	4M48W7D
10	819.0	0.3214	9M03G7D	0.2427	8M99W7D
15	824	0.3266	13M5G7D	0.2438	13M5W7D

Note: All modulations have been tested, and only the worst test results of PSK & QAM are shown in the report.

1.7 Testing Site

Sporton International Inc. (ShenZhen) is accredited to ISO/IEC 17025:2017 by American Association for Laboratory Accreditation with Certificate Number 5145.01.

Test Firm	Sporton International Inc. (ShenZhen)		
Test Site Location	101, 1st Floor, Block B, Building 1, No. 2, Tengfeng 4th Road, Fenghuang Community, Fuyong Street, Baoan District, Shenzhen City, Guangdong Province 518103 People's Republic of China TEL: +86-755-86066985		
Test Site No.	**Sporton Site No.**	**FCC Designation No.**	**FCC Test Firm Registration No.**
	TH01-SZ 03CH02-SZ	CN1256	421272

1.8 Test Software

Item	Site	Manufacture	Name	Version
1.	03CH02-SZ	AUDIX	E3	6.2009-8-24a

1.9 Applied Standards

According to the specifications of the manufacturer, the EUT must comply with the requirements of the following standards:

- 47 CFR 90(S)
- ANSI C63.26-2015
- FCC KDB 971168 D01 Power Meas. License Digital Systems v03r01
- FCC KDB 971168 D02 Misc Rev Approv License Devices v02r02

Remark:

1. All test items were verified and recorded according to the standards and without any deviation during the test.
2. This EUT has also been tested and complied with the requirements of FCC Part 15, Subpart B, recorded in a separate test report.

2 Test Configuration of Equipment Under Test

2.1 Test Mode

During all testing, EUT is in link mode with base station emulator at maximum power level. The spurious emission measurements were carried out in semi-anechoic chamber with 3-meter test range, and EUT is rotated on three test planes to find out the worst emission.

Frequency range investigated for radiated emission is 30 MHz to 9000 MHz.

Test Items	Band	Bandwidth (MHz)						Modulation				RB #			Test Channel		
		1.4	3	5	10	15	20	QPSK	16 QAM	64 QAM	256 QAM	1	Half	Full	L	M	H
Max. Output Power	26	v	v	v	v	v	-	v	v	v	v	v	v	v	v	v	v
26dB and 99% Bandwidth	26	v	v	v	v	v	-	v	v					v		v	
Emission masks In-band emissions	26	v	v	v	v	v	-	v	v	v		v		v	v		v
Emission masks – Out of band emissions	26	v	v	v	v	v	-	v				v			v	v	v
Frequency Stability	26				v		-	v						v		v	
Radiated Spurious Emission	26	Worst Case														v	
Note	1. The mark "**v** " means that this configuration is chosen for testing 2. The mark "-" means that this bandwidth is not supported. 3. LTE Band26 transmit frequency for part22 rule is 824MHz-849MHz, for part90 rule is 814MHz-824MHz. ERP over 15MHz bandwidth complies the ERP limit line of part22 rule, therefore ERP of the partial frequency spectrum which falls within part 22 also complies. 4. For QAM modulation mode, the whole testing has assessed 16QAM&64QAM mode by referring to the higher conducted power.																

2.2 Connection Diagram of Test System

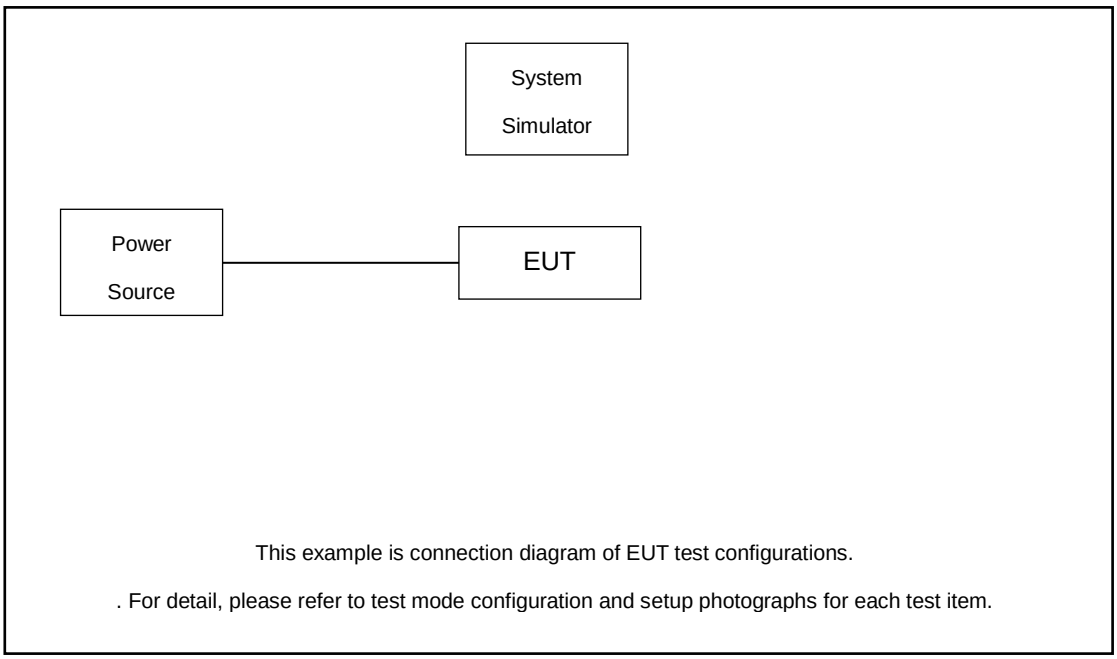

2.3 Support Unit used in test configuration and system

Item	Equipment	Trade Name	Model No.	FCC ID	Data Cable	Power Cord
1.	System Simulator	Anritsu	MT8820C	N/A	N/A	Unshielded, 1.8 m

2.4 Measurement Results Explanation Example

For all conducted test items:

The offset level is set in the spectrum analyzer to compensate the RF cable loss and attenuator factor between RF conducted output port and spectrum analyzer. With the offset compensation, the spectrum analyzer reading level will be exactly the RF output level.

The spectrum analyzer offset is derived from RF cable loss and attenuator factor.

Offset = RF cable loss + attenuator factor.

The following shows an offset computation example with RF cable loss 4 dB and a 10dB attenuator.

Example :

Offset(dB) = RF cable loss(dB) + attenuator factor(dB).

= 4 + 10 = 14 (dB)

2.5 Frequency List of Low/Middle/High Channels

LTE Band 26 Channel and Frequency List				
BW [MHz]	**Channel/Frequency(MHz)**	**Lowest**	**Middle**	**Highest**
10	Channel	-	26740	-
	Frequency	-	819	-
5	Channel	26715	26740	26765
	Frequency	816.5	819	821.5
3	Channel	26705	26740	26775
	Frequency	815.5	819	822.5
1.4	Channel	26697	26740	26783
	Frequency	814.7	819	823.3

LTE Band 26 Cross-rule Channel and Frequency List				
BW [MHz]	**Channel/Frequency(MHz)**	**-**	**Middle**	**-**
15	Channel	-	26790	-
	Frequency	-	824	-
10	Channel	-	26790	-
	Frequency	-	824	-
5	Channel	-	26790	-
	Frequency	-	824	-
3	Channel	-	26790	-
	Frequency	-	824	-
1.4	Channel	-	26790	-
	Frequency	-	824	-

3 Test Result

3.1 Conducted Output Power Measurement

3.1.1 Description of the Conducted Output Power Measurement

A system simulator was used to establish communication with the EUT. Its parameters were set to enforce EUT transmitting at the maximum power. The measured power in the radio frequency on the transmitter output terminals shall be reported.

3.1.2 Measuring Instruments

The measuring equipment is listed in the section 4 of this test report.

3.1.3 Test Procedures

1. The transmitter output port was connected to the system simulator.
2. Set EUT at maximum power through the system simulator.
3. Select lowest, middle, and highest channels for each band and different modulation.
4. Measure and record the power level from the system simulator.

3.1.4 Test Setup



3.1.5 Test Result of Conducted Output Power

Please refer to Appendix A.

3.2 99% Occupied Bandwidth and 26dB Bandwidth Measurement

3.2.1 Description of (Occupied) Bandwidth Limitations Measurement

The 99% occupied bandwidth is the width of a frequency band such that, below the lower and above the upper frequency limits, the mean powers emitted are each equal to a specified percentage 0.5% of the total mean transmitted power.

The emission bandwidth is defined as the width of the signal between two points, located at the 2 sides of the carrier frequency, outside of which all emissions are attenuated at least 26 dB below the transmitter power.

3.2.2 Measuring Instruments

The measuring equipment is listed in the section 4 of this test report.

3.2.3 Test Procedures

1. The EUT was connected to spectrum analyzer and system simulator via a power divider.
2. The 26dB and 99% occupied bandwidth (BW) of the middle channel for the highest RF power with full RB sizes were measured.

3.2.4 Test Setup

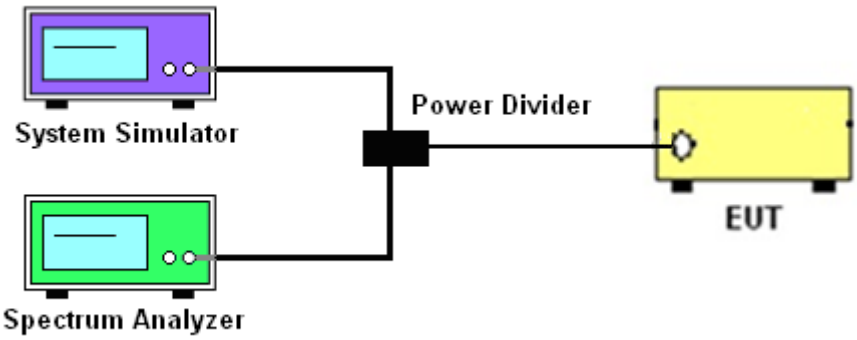

3.2.5 Test Result of 99% Occupied Bandwidth and 26dB Bandwidth

Please refer to Appendix A.

3.3 Emissions Mask Measurement

3.3.1 Description of Emissions Mask Measurement

Equipment used in this licensed to EA or non-EA systems shall comply with the emission mask provisions of FCC Part 90.691.(a):

(a) Out-of-band emission requirement shall apply only to the “outer” channels included in an EA license and to spectrum adjacent to interior channels used by incumbent licensees. The emission limits are as follows:

(1) For any frequency removed from the EA licensee's frequency block by up to and including 37.5 kHz, the power of any emission shall be attenuated below the transmitter power (P) in watts by at least 116 $Log_{10}(f/6.1)$ decibels or 50 + 10 $Log_{10}(P)$ decibels or 80 decibels, whichever is the lesser attenuation, where f is the frequency removed from the center of the outer channel in the block in kilohertz and where f is greater than 12.5 kHz.

(2) For any frequency removed from the EA licensee's frequency block greater than 37.5 kHz, the power of any emission shall be attenuated below the transmitter power (P) in watts by at least 43 + $10Log_{10}(P)$ decibels or 80 decibels, whichever is the lesser attenuation, where f is the frequency removed from the center of the outer channel in the block in kilohertz and where f is greater than 37.5 kHz.

3.3.2 Measuring Instruments

The measuring equipment is listed in the section 4 of this test report.

3.3.3 Test Procedures

1. The EUT was connected to spectrum analyzer and base station via power divider.
2. The emissions mask of low and high channels for the highest RF powers were measured.
3. The measured RBW and the VBW set 3 times of RBW are then set in spectrum analyzer, and the RBW correction factor 10log (1% of OBW/measured RBW)(dB) was compensated, if required.
4. The test results were shown below plots with a correction offset factor including cable loss, insertion loss of power divider.

3.3.4 Test Setup

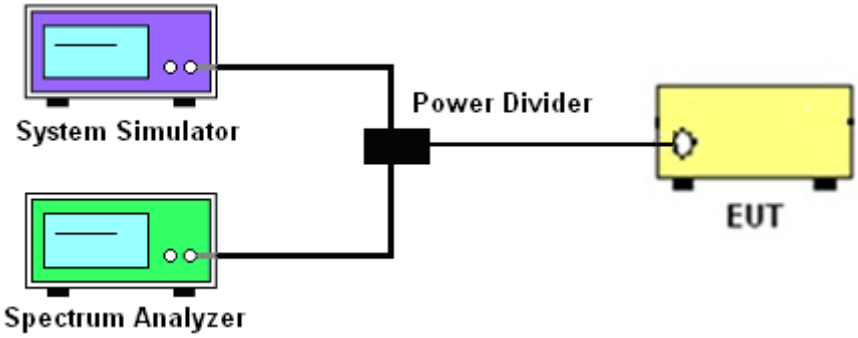

3.3.5 Test Result (Plots) of Conducted Emissions Mask

Please refer to Appendix A.

3.4 Emissions Mask – Out Of Band Emissions Measurement

3.4.1 Description of Conducted Emissions Out of band emissions measurement

The power of any emission FCC Part 90.691 (a)(2) on any frequency removed from the assigned frequency by out of the authorized bandwidth at least 43 + 10 log (P) dB. It is measured by means of a calibrated spectrum analyzer and scanned from 30 MHz up to a frequency including its 10th harmonic.

3.4.2 Measuring Instruments

The measuring equipment is listed in the section 4 of this test report.

3.4.3 Test Procedures

1. The EUT was connected to spectrum analyzer and system simulator via a power divider.
2. The RF output of EUT was connected to the spectrum analyzer by RF cable and attenuator. The path loss was compensated to the results for each measurement.
3. The middle channel for the highest RF power within the transmitting frequency was measured.
4. The conducted spurious emission for the whole frequency range was taken.
5. Make the measurement with the spectrum analyzer's RBW = 1MHz, VBW = 3MHz, taking the record of maximum spurious emission.
6. The RF fundamental frequency should be excluded against the limit line in the operating frequency band.
7. The limit line is derived from 43 + 10log(P)dB below the transmitter power P(Watts)

3.4.4 Test Setup

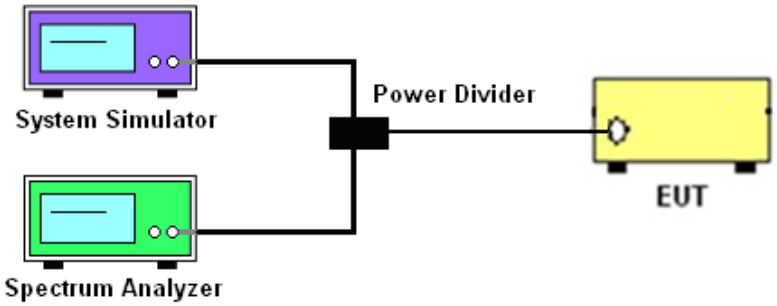

3.4.5 Test Result (Plots) of Conducted Emission

Please refer to Appendix A.

3.5 Field Strength of Spurious Radiation Measurement

3.5.1 Description of Field Strength of Spurious Radiated Measurement

The radiated spurious emission was measured by substitution method according to ANSI C63.26. The power of any emission FCC Part 90.691 on any frequency removed from the assigned frequency by more than 250 percent of the authorized bandwidth at least 43 + 10 log (P) dB. The spectrum is scanned from 30 MHz up to a frequency including its 10th harmonic.

The power of any emission outside of the authorized operating frequency ranges must be attenuated below the transmitter power (P) by a factor of at least $43+10\log_{10}(P[Watts])$ dB. The spectrum is scanned from 30 MHz up to a frequency including its 10th harmonic.

3.5.2 Measuring Instruments

The measuring equipment is listed in the section 4 of this test report.

3.5.3 Test Procedures

1. The EUT was placed on a turntable with 0.8 meter for frequency below 1GHz and 1.5 meter for frequency above 1GHz respectively above ground.
2. The EUT was set 3 meters from the receiving antenna, which was mounted on the antenna tower.
3. The table was rotated 360 degrees to determine the position of the highest spurious emission.
4. The height of the receiving antenna is varied between one meter and four meters to search the maximum spurious emission for both horizontal and vertical polarizations.
5. Make the measurement with the spectrum analyzer's RBW = 1MHz, VBW = 3MHz, Sweep = 500ms, Taking the record of maximum spurious emission.
6. A horn antenna was substituted in place of the EUT and was driven by a signal generator.
7. Tune the output power of signal generator to the same emission level with EUT maximum spurious emission.
8. Taking the record of output power at antenna port.
9. Repeat step 7 to step 8 for another polarization.
10. EIRP (dBm) = S.G. Power – Tx Cable Loss + Tx Antenna Gain
11. ERP (dBm) = EIRP - 2.15
12. The RF fundamental frequency should be excluded against the limit line in the operating frequency band.
13. The limit line is derived from 43 + 10log(P) dB below the transmitter power P(Watts)

3.5.4 Test Setup

For radiated test from 30MHz

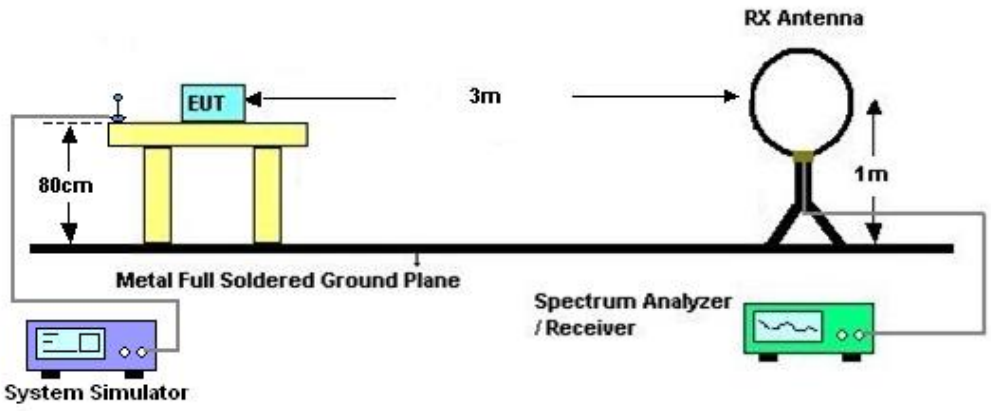

For radiated test from 30MHz to 1GHz

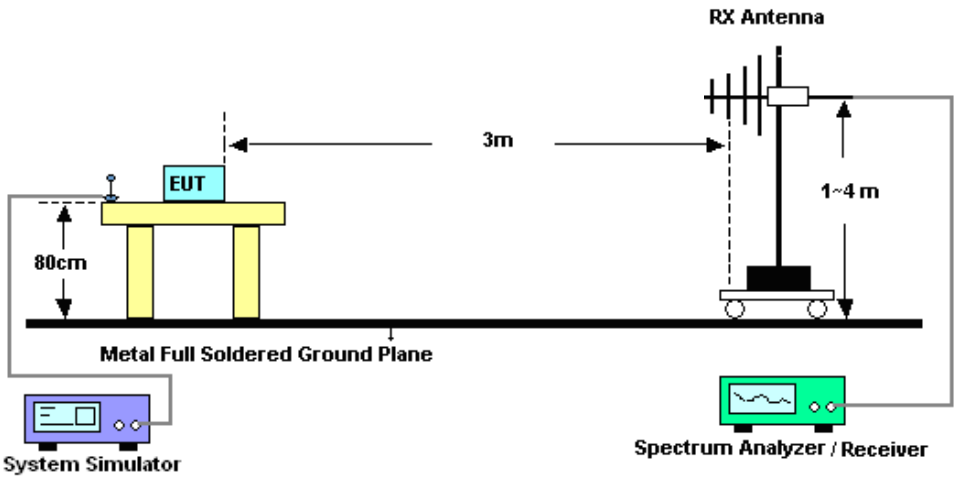

For radiated test above 1GHz

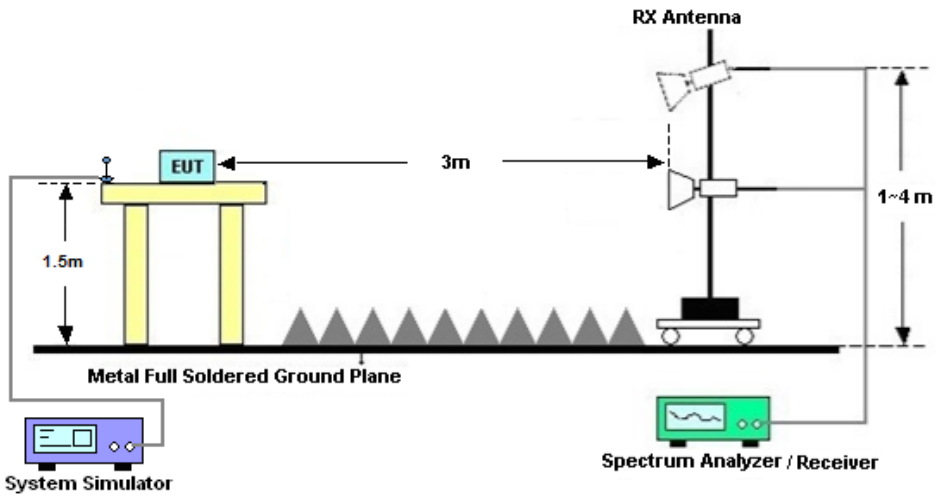

3.5.5 Test Result of Field Strength of Spurious Radiated

The low frequency, which started from 9 kHz to 30MHz, was pre-scanned and the result which was 20dB lower than the limit line was not reported.

Please refer to Appendix B.

3.6 Frequency Stability Measurement

3.6.1 Description of Frequency Stability Measurement

The frequency stability shall be measured by variation of ambient temperature and variation of primary supply voltage to ensure that the fundamental emission stays within the authorized frequency block. The frequency stability of the transmitter shall be maintained within ±0.00025% (±2.5ppm) of the center frequency according to FCC Part 90.213.

3.6.2 Measuring Instruments

The measuring equipment is listed in the section 4 of this test report.

3.6.3 Test Procedures for Temperature Variation

1. The EUT was set up in the thermal chamber and connected with the base station.
2. With power OFF, the temperature was decreased to -30°C and the EUT was stabilized for three hours. Power was applied and the maximum change in frequency was recorded within one minute.
3. With power OFF, the temperature was raised in 10°C step up to 50°C. The EUT was stabilized at each step for at least half an hour. Power was applied and the maximum frequency change was recorded within one minute.

3.6.4 Test Procedures for Voltage Variation

1. The EUT was placed in a temperature chamber at 20±5°C and connected with the system simulator.
2. The power supply voltage to the EUT was varied from 85% to 115% of the nominal value for other than hand carried battery equipment.
3. For hand carried, battery powered equipment, reduce the primary ac or dc supply voltage to the
4. battery operating end point, which shall be specified by the manufacturer.
5. The variation in frequency was measured for the worst case.

3.6.5 Test Setup

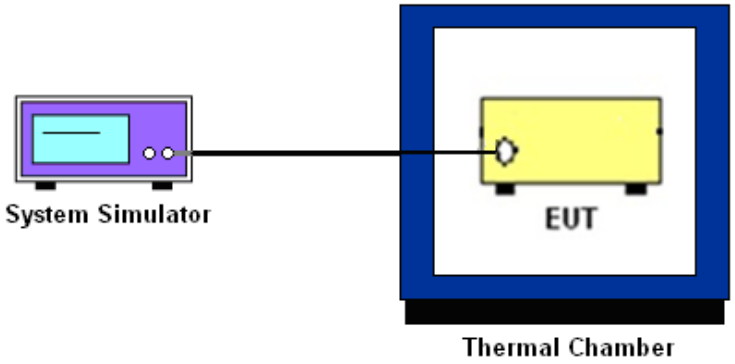

3.6.6 Test Result of Temperature Variation

Please refer to Appendix A.

4 List of Measuring Equipment

Instrument	Manufacturer	Model No.	Serial No.	Characteristics	Calibration Date	Test Date	Due Date	Remark
Spectrum Analyzer	R&S	FSV40	101078	10Hz~40GHz	Apr. 02, 2025	Apr. 30, 2025	Apr. 01, 2026	Conducted (TH01-SZ)
DC Power Supply	TTI	PL330P	290070	Max 32V，3A	Oct. 14, 2024	Apr. 30, 2025	Oct. 13, 2025	Conducted (TH01-SZ)
Power Divider	Titan	P02N005180	923402	0.4GHz~26.5GHz	Nov. 08, 2024	Apr. 30, 2025	Nov. 07, 2025	Conducted (TH01-SZ)
Thermal Chamber	Ten Billion Hongzhangroup	LP-150U	H2014081803	-40~+150°C	Jul. 03, 2024	Apr. 30, 2025	Jul. 02, 2025	Conducted (TH01-SZ)
EXA Spectrum Analyzer	KEYSIGHT	N9010A	MY55150213	10Hz~44GHz	Jul. 03, 2024	May 14, 2025	Jul. 02, 2025	Radiation (03CH02-SZ)
Loop Antenna	R&S	HFH2-Z2E	101141	9kHz~30MHz	Dec. 28, 2024	May 14, 2025	Dec. 27, 2025	Radiation (03CH02-SZ)
Bilog Antenna	TeseQ	CBL6112D	35407	30MHz-2GHz	Oct. 24, 2023	May 14, 2025	Oct. 23, 2025	Radiation (03CH02-SZ)
Double Ridge Horn Antenna	ETS-Lindgren	3117	00119436	1GHz~18GHz	Jul. 04, 2024	May 14, 2025	Jul. 04, 2025	Radiation (03CH02-SZ)
HF Amplifier	MITEQ	TTA1840-35-HG	1871923	18GHz~40GHz	Jul. 03, 2024	May 14, 2025	Jul. 03, 2025	Radiation (03CH02-SZ)
SHF-EHF Horn	com-power	AH-840	101071	18Ghz-40GHz	Apr. 03, 2025	May 14, 2025	Apr. 02, 2027	Radiation (03CH02-SZ)
LF Amplifier	EM Electronics	EM330	060788	20MHz-3GHz	Dec. 25, 2024	May 14, 2025	Dec. 24, 2025	Radiation (03CH02-SZ)
HF Amplifier	KEYSIGHT	83017A	MY53270105	0.5GHz~26.5Ghz	Oct. 14, 2024	May 14, 2025	Oct. 13, 2025	Radiation (03CH02-SZ)
AC Power Source	Chroma	61601	616010003043	N/A	Oct. 18, 2024	May 14, 2025	Oct. 17, 2025	Radiation (03CH02-SZ)
Turn Table	Chaintek	T-200	N/A	0~360 degree	NCR	May 14, 2025	NCR	Radiation (03CH02-SZ)
Antenna Mast	Chaintek	MBS-400	N/A	1 m~4 m	NCR	May 14, 2025	NCR	Radiation (03CH02-SZ)

NCR: No Calibration Required

5 Measurement Uncertainty

The measurement uncertainties shown below were calculated in accordance with the requirements of ANSI 63.26-2015. All the measurement uncertainty value were shown with a coverage K=2 to indicate 95% level of confidence. The measurement data show herein meets or exceeds the CISPR measurement uncertainty values specified in CISPR 16-4-2 and can be compared directly to specified limit to determine compliance.

Uncertainty of Conducted Measurement

Test Item	Uncertainty
Conducted Spurious Emission & Bandedge	±1.34 dB
Occupied Channel Bandwidth	±0.012 MHz
Conducted Power	±1.34 dB
Peak to Average Ratio	±1.34 dB
Frequency Stability	±1.3 Hz

Uncertainty of Radiated Emission Measurement (30 MHz ~ 1000 MHz)

Measuring Uncertainty for a Level of Confidence of 95% (U = 2Uc(y))	2.47 dB

Uncertainty of Radiated Emission Measurement (1 GHz ~ 18 GHz)

Measuring Uncertainty for a Level of Confidence of 95% (U = 2Uc(y))	3.31 dB

Uncertainty of Radiated Emission Measurement (18 GHz ~ 40 GHz)

Measuring Uncertainty for a Level of Confidence of 95% (U = 2Uc(y))	3.72 dB

---------- THE END ----------

Appendix A. Test Results of Conducted Test

Test Engineer :	Nina Cheng	Temperature :	24~26℃
		Relative Humidity :	50~53%

Conducted Output Power (Average power)

BW [MHz]	Modulation	RB Size	RB Offset	Power Low Ch. / Freq.	Power Middle Ch. / Freq.	Power High Ch. / Freq.
Channel					26790	
Frequency (MHz)					824	
15	QPSK	1	0		25.14	
15	QPSK	1	25		24.95	
15	QPSK	1	49		25.06	
15	QPSK	25	0		24.13	
15	QPSK	25	12		24.04	
15	QPSK	25	25		24.02	
15	QPSK	50	0		23.95	
15	16QAM	1	0		23.87	
15	16QAM	1	25		23.71	
15	16QAM	1	49		23.82	
15	16QAM	25	0		22.88	
15	16QAM	25	12		22.82	
15	16QAM	25	25		22.71	
15	16QAM	50	0		22.66	
15	64QAM	1	0		22.79	
15	64QAM	1	25		22.68	
15	64QAM	1	49		22.80	
15	64QAM	25	0		21.82	
15	64QAM	25	12		21.75	
15	64QAM	25	25		21.77	
15	64QAM	50	0		21.72	
15	256QAM	1	0		19.91	
15	256QAM	1	25		19.74	
15	256QAM	1	49		19.80	
15	256QAM	25	0		18.82	
15	256QAM	25	12		18.75	
15	256QAM	25	25		18.71	
15	256QAM	50	0		18.69	
Channel					26740	
Frequency (MHz)					819	
10	QPSK	1	0		25.07	
10	QPSK	1	25		24.90	
10	QPSK	1	49		25.02	

10	QPSK	25	0		24.07	
10	QPSK	25	12		24.10	
10	QPSK	25	25		24.07	
10	QPSK	50	0		23.94	
10	16QAM	1	0		23.85	
10	16QAM	1	25		23.68	
10	16QAM	1	49		23.76	
10	16QAM	25	0		22.76	
10	16QAM	25	12		22.92	
10	16QAM	25	25		22.71	
10	16QAM	50	0		22.57	
10	64QAM	1	0		22.83	
10	64QAM	1	25		22.76	
10	64QAM	1	49		22.70	
10	64QAM	25	0		21.92	
10	64QAM	25	12		21.90	
10	64QAM	25	25		21.77	
10	64QAM	50	0		21.55	
10	256QAM	1	0		19.85	
10	256QAM	1	25		19.68	
10	256QAM	1	49		19.78	
10	256QAM	25	0		18.84	
10	256QAM	25	12		18.82	
10	256QAM	25	25		18.74	
10	256QAM	50	0		18.51	
Channel				26715	26740	26765
Frequency (MHz)				816.5	819	821.5
5	QPSK	1	0	24.94	24.91	24.84
5	QPSK	1	12	24.81	24.83	25.22
5	QPSK	1	24	24.99	24.91	25.11
5	QPSK	12	0	24.03	24.06	24.43
5	QPSK	12	7	24.01	24.09	24.31
5	QPSK	12	13	23.86	23.96	24.24
5	QPSK	25	0	23.81	23.82	24.12
5	16QAM	1	0	23.70	23.85	23.73
5	16QAM	1	12	23.43	23.42	23.78
5	16QAM	1	24	23.58	23.42	23.80
5	16QAM	12	0	22.67	22.56	23.13
5	16QAM	12	7	22.51	22.58	22.94
5	16QAM	12	13	22.43	22.56	22.85
5	16QAM	25	0	22.31	22.39	22.66
5	64QAM	1	0	22.57	22.65	23.04
5	64QAM	1	12	22.39	22.49	22.93
5	64QAM	1	24	22.52	22.47	22.78
5	64QAM	12	0	21.58	21.67	22.04
5	64QAM	12	7	21.49	21.61	22.01
5	64QAM	12	13	21.49	21.48	21.89

5	64QAM	25	0	21.54	21.45	21.73
5	256QAM	1	0	19.62	19.71	20.01
5	256QAM	1	12	19.45	19.34	19.70
5	256QAM	1	24	19.54	19.52	19.76
5	256QAM	12	0	18.54	18.63	19.17
5	256QAM	12	7	18.47	18.55	18.91
5	256QAM	12	13	18.43	18.52	18.87
5	256QAM	25	0	18.39	18.34	18.74
Channel				26705	26740	26775
Frequency (MHz)				815.5	819	822.5
3	QPSK	1	0	25.06	24.94	24.82
3	QPSK	1	8	24.79	24.85	25.24
3	QPSK	1	14	24.96	24.85	25.02
3	QPSK	8	0	24.05	24.05	24.47
3	QPSK	8	4	23.96	24.08	24.42
3	QPSK	8	7	23.81	23.97	24.24
3	QPSK	15	0	23.84	23.76	24.17
3	16QAM	1	0	23.72	23.90	23.67
3	16QAM	1	8	23.38	23.39	23.82
3	16QAM	1	14	23.54	23.46	23.80
3	16QAM	8	0	22.63	22.62	23.13
3	16QAM	8	4	22.61	22.58	22.97
3	16QAM	8	7	22.46	22.55	22.88
3	16QAM	15	0	22.33	22.42	22.66
3	64QAM	1	0	22.54	22.58	22.99
3	64QAM	1	8	22.36	22.53	22.94
3	64QAM	1	14	22.45	22.54	22.74
3	64QAM	8	0	21.55	21.68	22.11
3	64QAM	8	4	21.48	21.59	21.92
3	64QAM	8	7	21.60	21.50	21.90
3	64QAM	15	0	21.54	21.46	21.73
3	256QAM	1	0	19.66	19.75	19.94
3	256QAM	1	8	19.55	19.36	19.70
3	256QAM	1	14	19.59	19.60	19.68
3	256QAM	8	0	18.50	18.68	19.12
3	256QAM	8	4	18.47	18.58	18.93
3	256QAM	8	7	18.46	18.51	18.95
3	256QAM	15	0	18.39	18.32	18.74
Channel				26697	26740	26783
Frequency (MHz)				814.7	819	823.3
1.4	QPSK	1	0	24.87	25.00	24.78
1.4	QPSK	1	3	24.83	24.80	25.26
1.4	QPSK	1	5	24.94	24.91	25.11
1.4	QPSK	3	0	24.00	24.00	24.44
1.4	QPSK	3	1	23.92	24.05	24.34
1.4	QPSK	3	3	23.80	23.94	24.28
1.4	QPSK	6	0	23.80	23.80	24.08

1.4	16QAM	1	0	24.11	24.13	24.01
1.4	16QAM	1	3	23.45	23.38	23.73
1.4	16QAM	1	5	23.60	23.47	23.80
1.4	16QAM	3	0	22.71	22.61	23.08
1.4	16QAM	3	1	22.51	22.69	22.91
1.4	16QAM	3	3	22.36	22.47	22.88
1.4	16QAM	6	0	22.37	22.46	22.63
1.4	64QAM	1	0	22.53	22.56	23.09
1.4	64QAM	1	3	22.41	22.54	22.90
1.4	64QAM	1	5	22.47	22.45	22.77
1.4	64QAM	3	0	21.65	21.66	22.07
1.4	64QAM	3	1	21.45	21.68	22.00
1.4	64QAM	3	3	21.54	21.50	21.88
1.4	64QAM	6	0	21.51	21.46	21.77
1.4	256QAM	1	0	19.65	19.73	19.93
1.4	256QAM	1	3	19.47	19.38	19.77
1.4	256QAM	1	5	19.57	19.61	19.68
1.4	256QAM	3	0	18.59	18.69	19.18
1.4	256QAM	3	1	18.45	18.50	18.91
1.4	256QAM	3	3	18.43	18.46	18.87
1.4	256QAM	6	0	18.44	18.30	18.75

26dB Bandwidth

Mode	LTE Band 26 : 26dB BW(MHz)											
BW	1.4MHz		3MHz		5MHz		10MHz		15MHz		20MHz	
Mod.	QPSK	16QAM	QPSK	16QAM	QPSK	16QAM	QPSK	16QAM	QPSK	16QAM	QPSK	16QAM
Middle CH	1.28	1.30	2.97	3.00	4.87	4.91	9.77	9.85	14.33	14.45	-	-

LTE Band 26

Middle Channel / 1.4MHz / QPSK

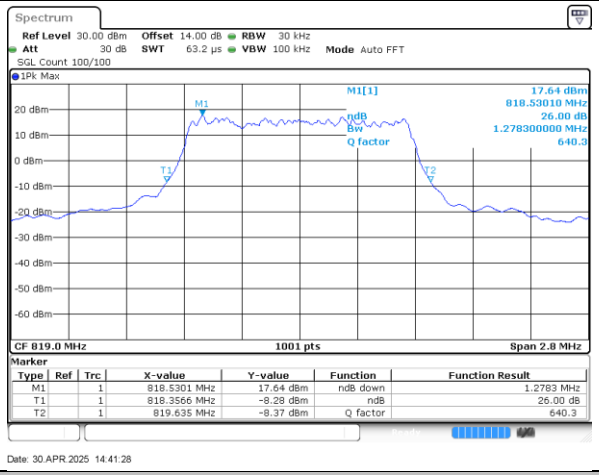

Middle Channel / 1.4MHz / 16QAM

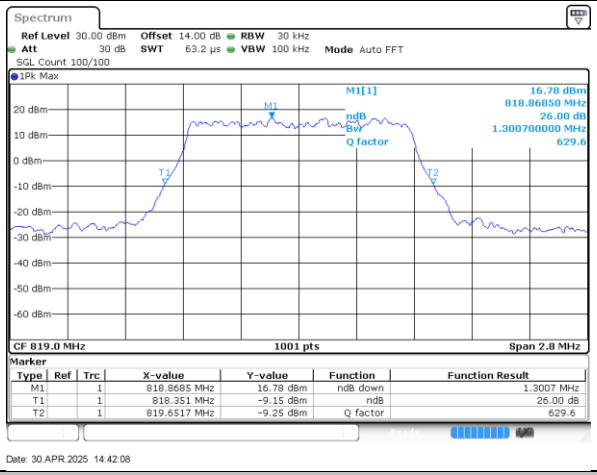

Middle Channel / 3MHz / QPSK

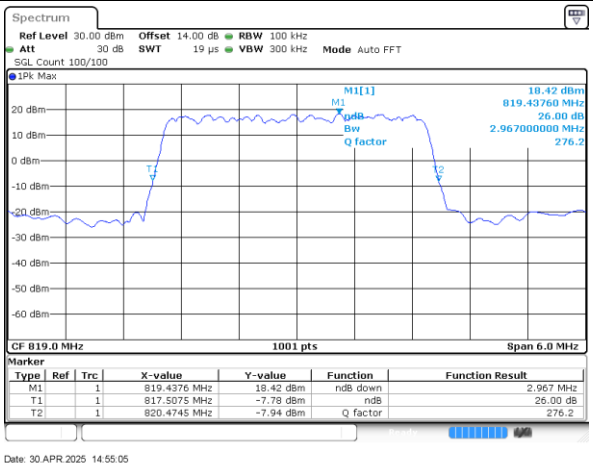

Middle Channel / 3MHz / 16QAM

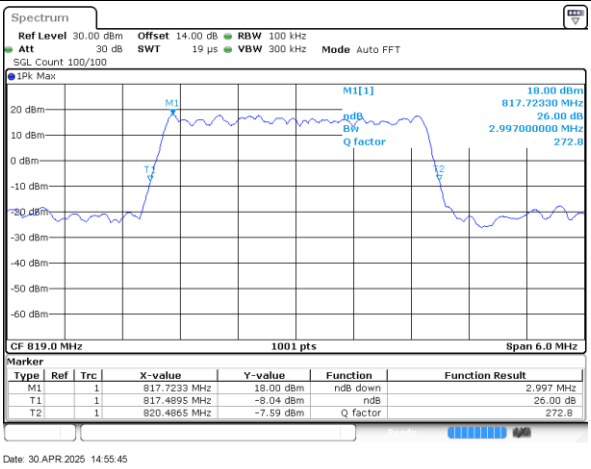

Middle Channel / 5MHz / QPSK

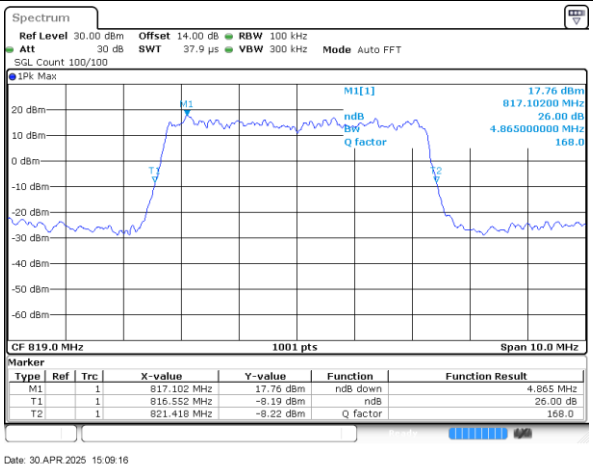

Middle Channel / 5MHz / 16QAM

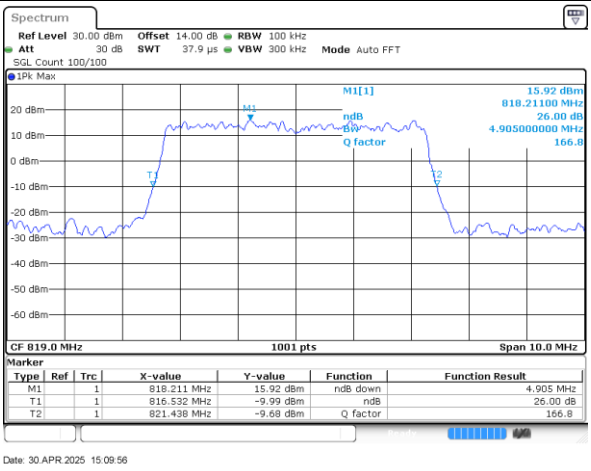

LTE Band 26

Middle Channel / 10MHz / QPSK

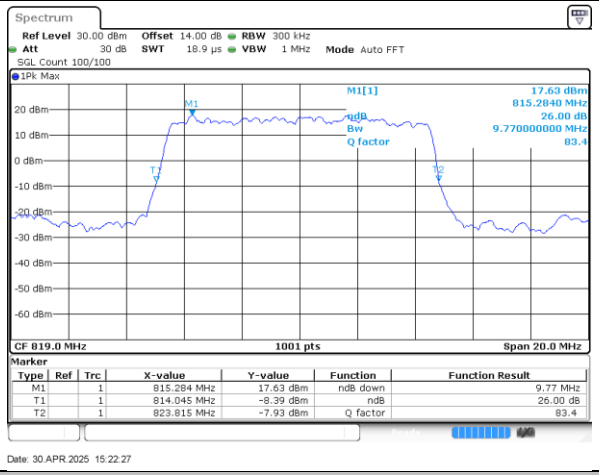

Middle Channel / 10MHz / 16QAM

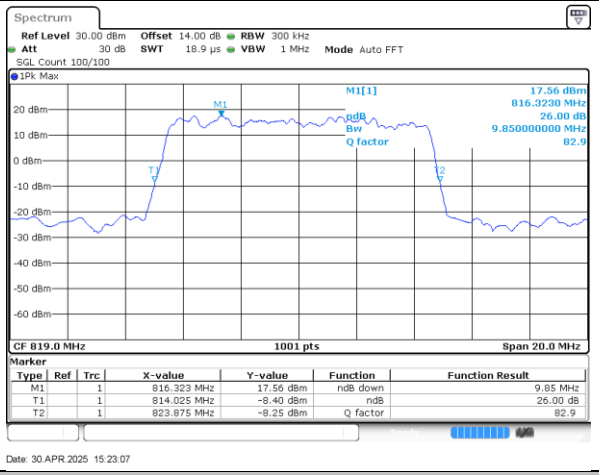

Middle Channel / 15MHz / QPSK

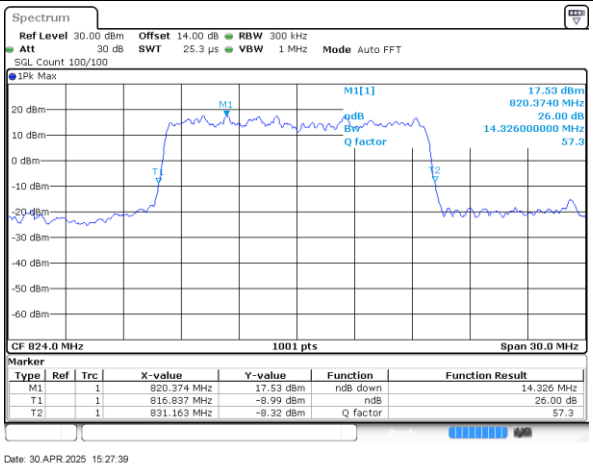

Middle Channel / 15MHz / 16QAM

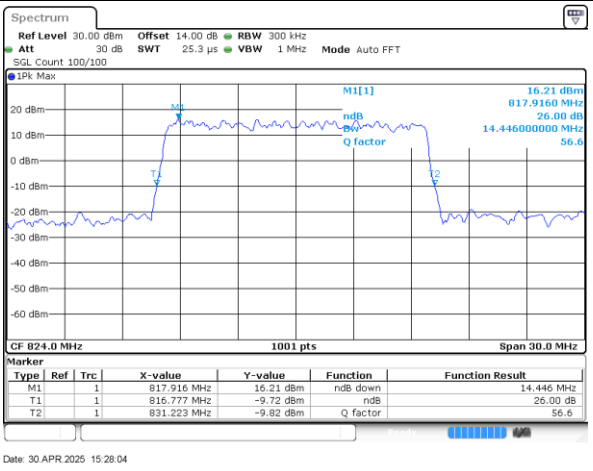

Occupied Bandwidth

Mode	LTE Band 26 : 99%OBW(MHz)											
BW	1.4MHz		3MHz		5MHz		10MHz		15MHz		20MHz	
Mod.	QPSK	16QAM	QPSK	16QAM	QPSK	16QAM	QPSK	16QAM	QPSK	16QAM	QPSK	16QAM
Middle CH	1.09	1.09	2.72	2.73	4.49	4.48	9.03	8.99	13.52	13.46	-	-

LTE Band 26

Middle Channel / 1.4MHz / QPSK

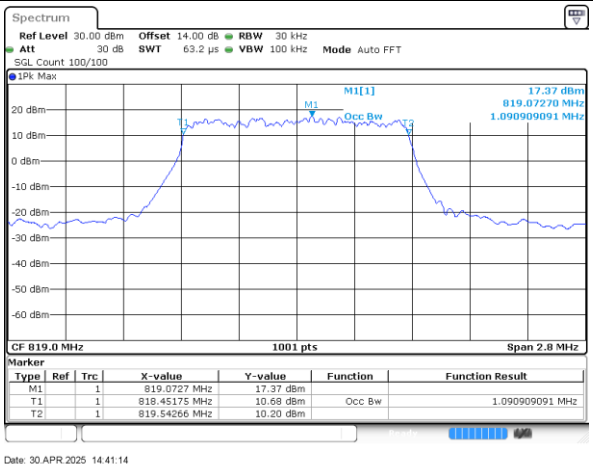

Date: 30.APR.2025 14:41:14

Middle Channel / 1.4MHz / 16QAM

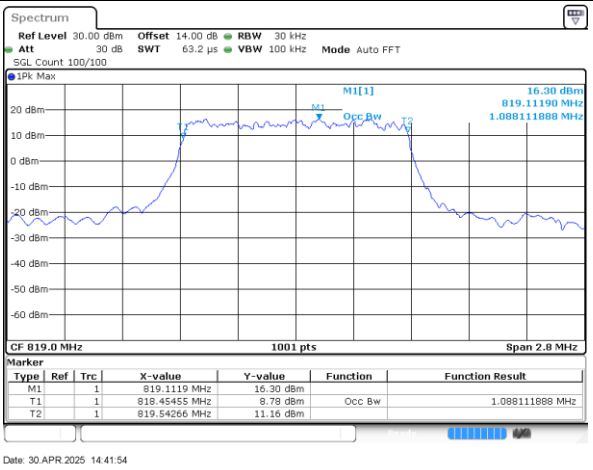

Date: 30.APR.2025 14:41:54

Middle Channel / 3MHz / QPSK

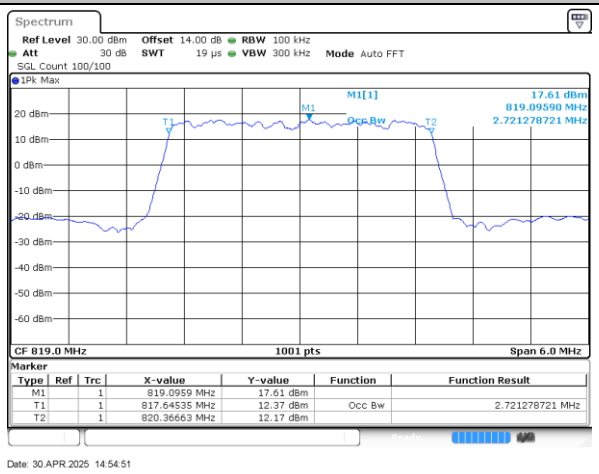

Date: 30.APR.2025 14:54:51

Middle Channel / 3MHz / 16QAM

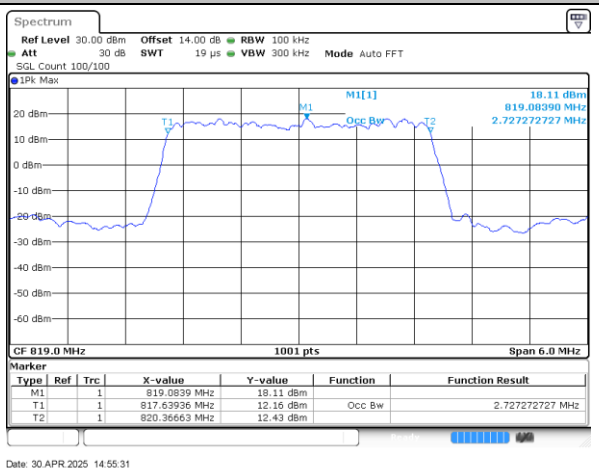

Date: 30.APR.2025 14:55:31

Middle Channel / 5MHz / QPSK

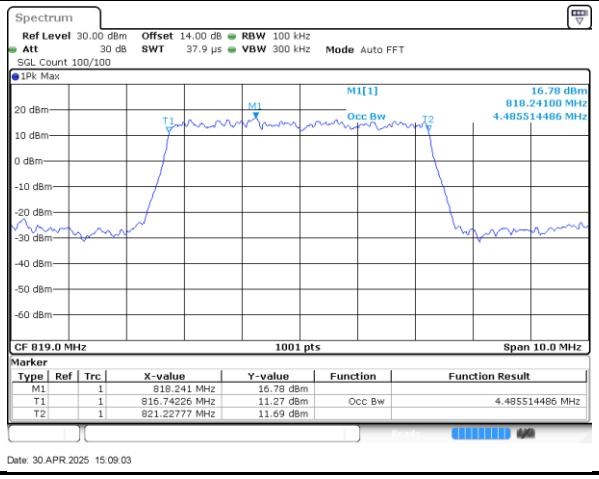

Date: 30.APR.2025 15:09:03

Middle Channel / 5MHz / 16QAM

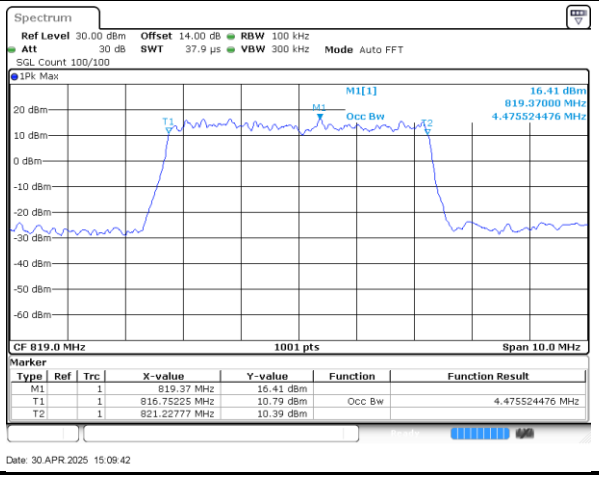

Date: 30.APR.2025 15:09:42

LTE Band 26

Middle Channel / 10MHz / QPSK

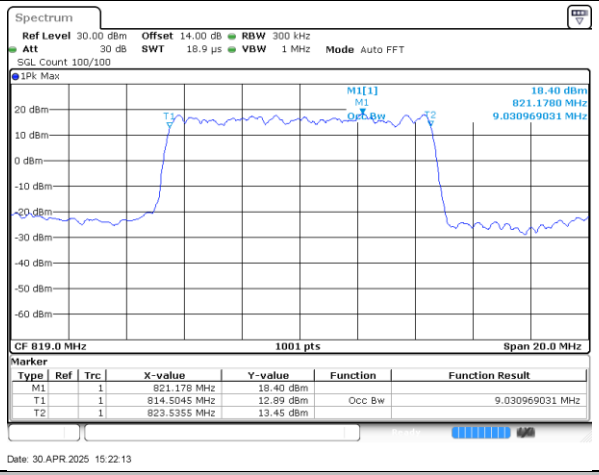

Date: 30.APR.2025 15:22:13

Middle Channel / 10MHz / 16QAM

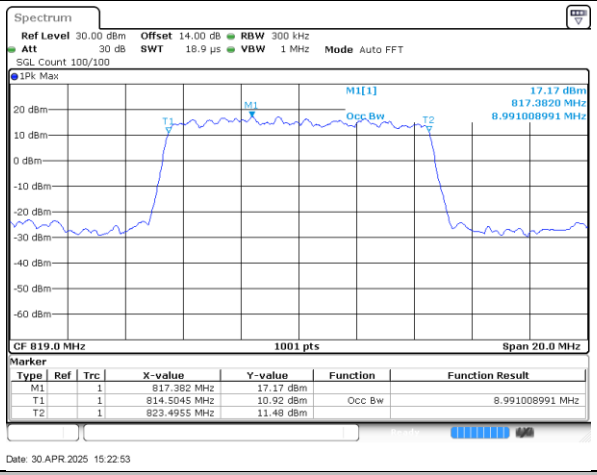

Date: 30.APR.2025 15:22:53

Middle Channel / 15MHz / QPSK

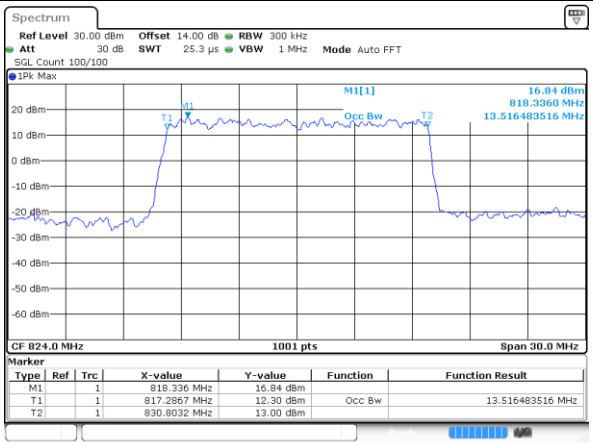

Date: 30.APR.2025 15:27:25

Middle Channel / 15MHz / 16QAM

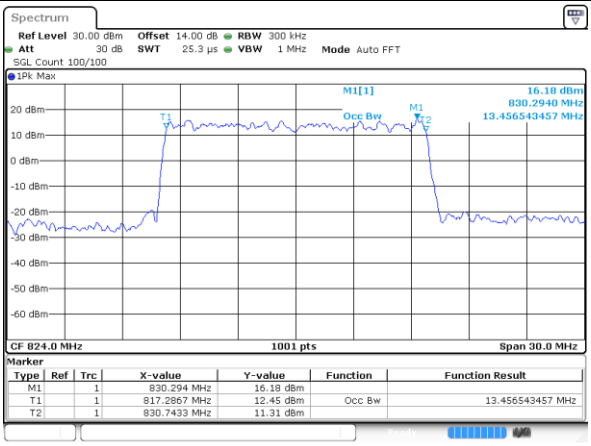

Date: 30.APR.2025 15:28:18

Emission masks – In-band emissions

LTE Band 26 / 1.4MHz / QPSK

Lowest Band Edge / 1RB

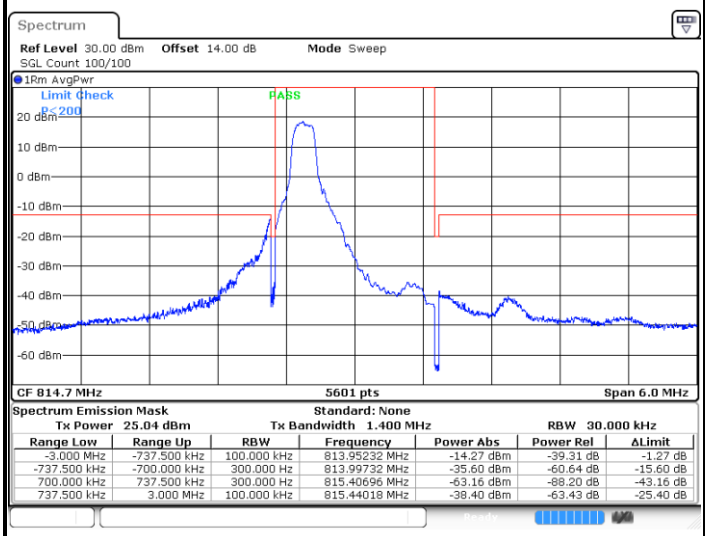

Spectrum Emission Mask Standard: None
Tx Power 25.04 dBm Tx Bandwidth 1.400 MHz RBW 30.000 kHz

Range Low	Range Up	RBW	Frequency	Power Abs	Power Rel	ΔLimit
-3.000 MHz	-737.500 kHz	100.000 kHz	813.95232 MHz	-14.27 dBm	-39.31 dB	-1.27 dB
-737.500 kHz	-700.000 kHz	300.000 Hz	813.99732 MHz	-35.60 dBm	-60.64 dB	-15.60 dB
700.000 kHz	737.500 kHz	300.000 Hz	815.40696 MHz	-63.16 dBm	-88.20 dB	-43.16 dB
737.500 kHz	3.000 MHz	100.000 kHz	815.44018 MHz	-38.40 dBm	-63.43 dB	-25.40 dB

Date: 30.APR.2025 14:35:03

Highest Band Edge / 1RB

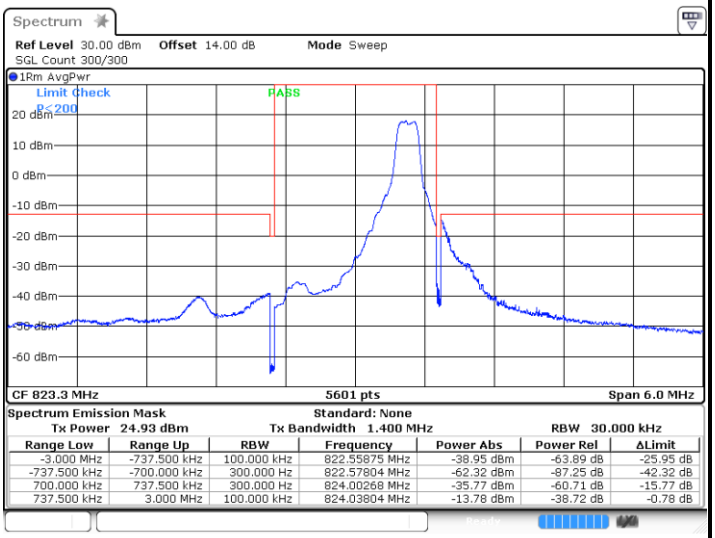

Spectrum Emission Mask Standard: None
Tx Power 24.93 dBm Tx Bandwidth 1.400 MHz RBW 30.000 kHz

Range Low	Range Up	RBW	Frequency	Power Abs	Power Rel	ΔLimit
-3.000 MHz	-737.500 kHz	100.000 kHz	822.55875 MHz	-38.95 dBm	-63.89 dB	-25.95 dB
-737.500 kHz	-700.000 kHz	300.000 Hz	822.57804 MHz	-62.32 dBm	-87.25 dB	-42.32 dB
700.000 kHz	737.500 kHz	300.000 Hz	824.00268 MHz	-35.77 dBm	-60.71 dB	-15.77 dB
737.500 kHz	3.000 MHz	100.000 kHz	824.03804 MHz	-13.78 dBm	-38.72 dB	-0.78 dB

Date: 30.APR.2025 17:57:39

Lowest Band Edge / Full RB

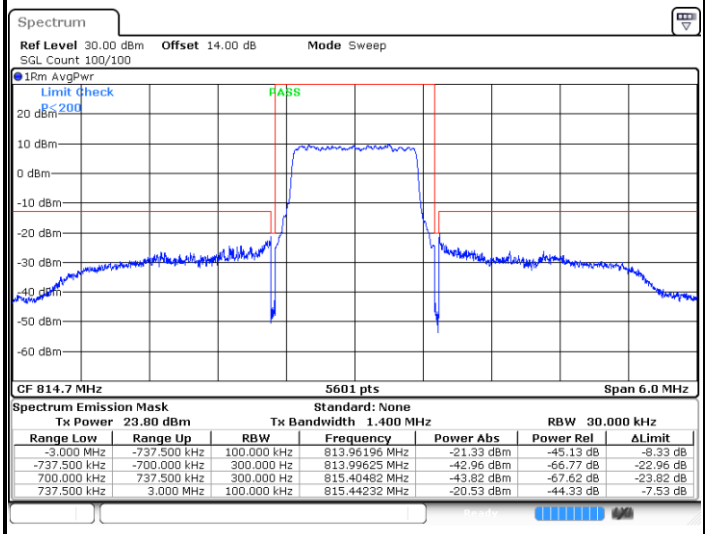

Spectrum Emission Mask Standard: None
Tx Power 23.80 dBm Tx Bandwidth 1.400 MHz RBW 30.000 kHz

Range Low	Range Up	RBW	Frequency	Power Abs	Power Rel	ΔLimit
-3.000 MHz	-737.500 kHz	100.000 kHz	813.96196 MHz	-21.33 dBm	-45.13 dB	-8.33 dB
-737.500 kHz	-700.000 kHz	300.000 Hz	813.99625 MHz	-42.96 dBm	-66.77 dB	-22.96 dB
700.000 kHz	737.500 kHz	300.000 Hz	815.40482 MHz	-43.82 dBm	-67.62 dB	-23.82 dB
737.500 kHz	3.000 MHz	100.000 kHz	815.44232 MHz	-20.53 dBm	-44.33 dB	-7.53 dB

Date: 30.APR.2025 14:38:17

Highest Band Edge / Full RB

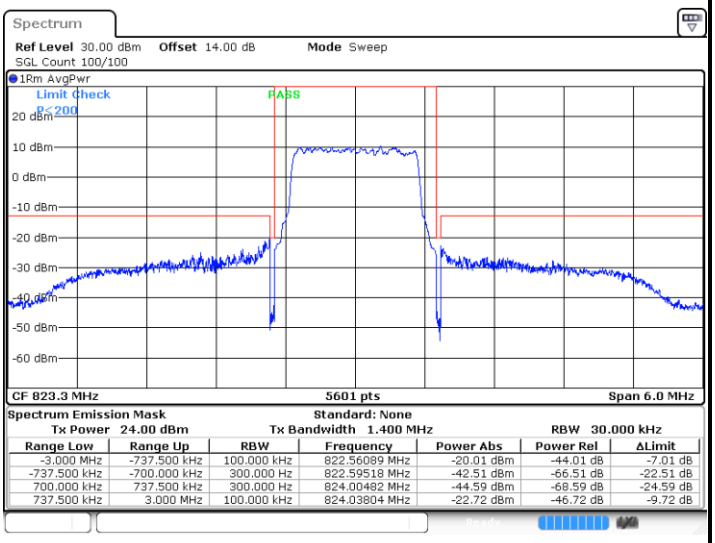

Spectrum Emission Mask Standard: None
Tx Power 24.00 dBm Tx Bandwidth 1.400 MHz RBW 30.000 kHz

Range Low	Range Up	RBW	Frequency	Power Abs	Power Rel	ΔLimit
-3.000 MHz	-737.500 kHz	100.000 kHz	822.56089 MHz	-20.01 dBm	-44.01 dB	-7.01 dB
-737.500 kHz	-700.000 kHz	300.000 Hz	822.59518 MHz	-42.51 dBm	-66.51 dB	-22.51 dB
700.000 kHz	737.500 kHz	300.000 Hz	824.00482 MHz	-44.59 dBm	-68.59 dB	-24.59 dB
737.500 kHz	3.000 MHz	100.000 kHz	824.03804 MHz	-22.72 dBm	-46.72 dB	-9.72 dB

Date: 30.APR.2025 14:46:01

LTE Band 26 / 1.4MHz / 16QAM

Lowest Band Edge / 1 RB

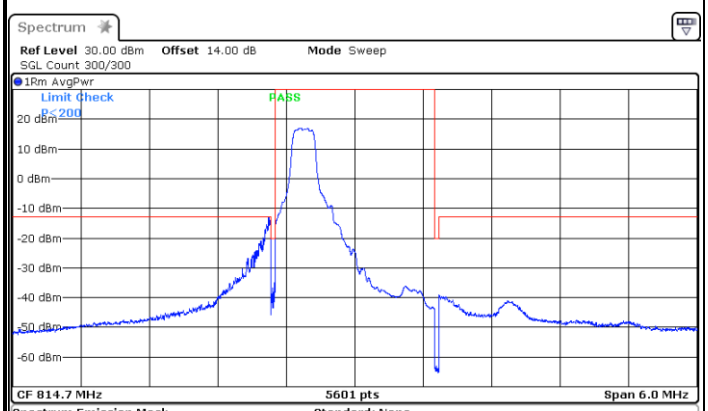

Spectrum Emission Mask Standard: None
Tx Power 24.30 dBm Tx Bandwidth 1.400 MHz RBW 30.000 kHz

Range Low	Range Up	RBW	Frequency	Power Abs	Power Rel	ΔLimit
-3.000 MHz	-737.500 kHz	100.000 kHz	813.94375 MHz	-13.10 dBm	-37.40 dB	-0.10 dB
-737.500 kHz	-700.000 kHz	300.000 Hz	813.99625 MHz	-35.04 dBm	-59.34 dB	-15.04 dB
700.000 kHz	737.500 kHz	300.000 Hz	815.41125 MHz	-63.08 dBm	-87.37 dB	-43.08 dB
737.500 kHz	3.000 MHz	100.000 kHz	815.43804 MHz	-39.05 dBm	-63.35 dB	-26.05 dB

Date: 30.APR.2025 17:48:04

Highest Band Edge / 1 RB

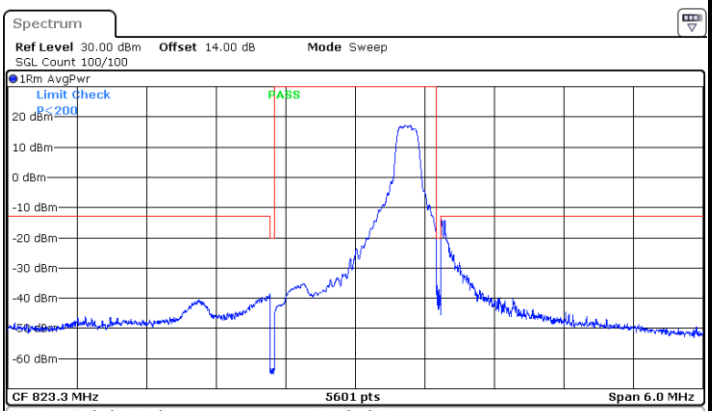

Spectrum Emission Mask Standard: None
Tx Power 24.11 dBm Tx Bandwidth 1.400 MHz RBW 30.000 kHz

Range Low	Range Up	RBW	Frequency	Power Abs	Power Rel	ΔLimit
-3.000 MHz	-737.500 kHz	100.000 kHz	822.56196 MHz	-38.66 dBm	-62.76 dB	-25.66 dB
-737.500 kHz	-700.000 kHz	300.000 Hz	822.58875 MHz	-63.25 dBm	-87.35 dB	-43.25 dB
700.000 kHz	737.500 kHz	300.000 Hz	824.00268 MHz	-35.93 dBm	-60.04 dB	-15.93 dB
737.500 kHz	3.000 MHz	100.000 kHz	824.04661 MHz	-14.06 dBm	-38.17 dB	-1.06 dB

Date: 30.APR.2025 17:54:48

Lowest Band Edge / 1 RB-CP

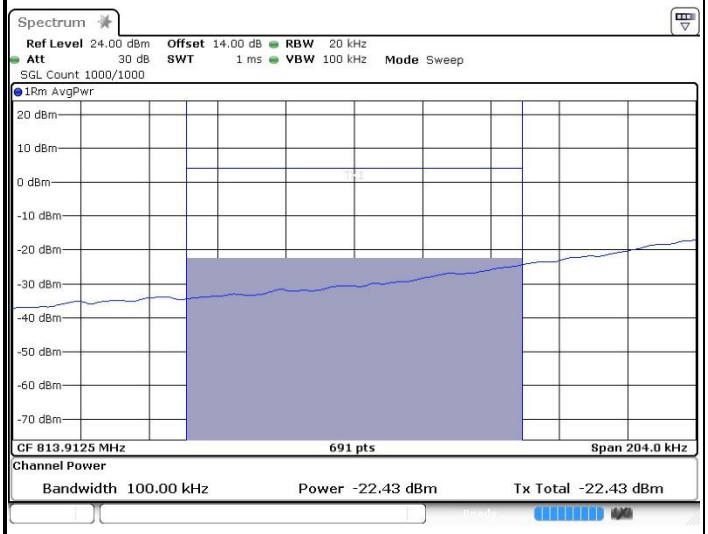

Date: 30.APR.2025 17:52:32

Lowest Band Edge / Full RB	Highest Band Edge / Full RB

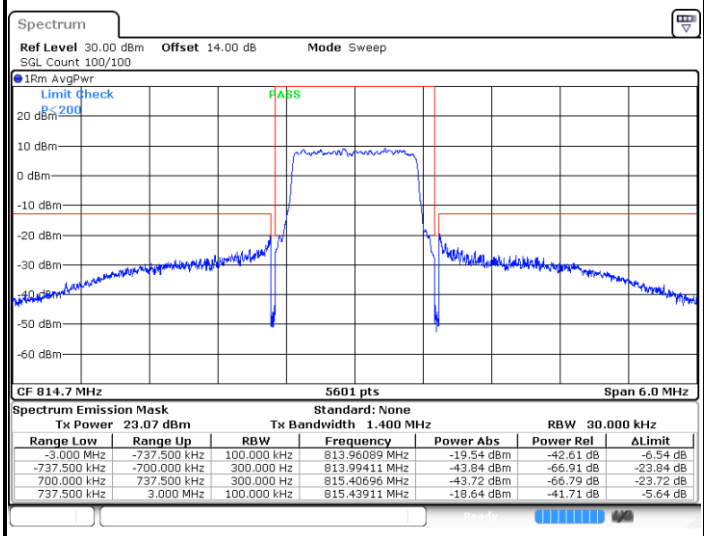

Spectrum Emission Mask Standard: None

Tx Power 23.07 dBm Tx Bandwidth 1.400 MHz RBW 30.000 kHz

Range Low	Range Up	RBW	Frequency	Power Abs	Power Rel	ΔLimit
-3.000 MHz	-737.500 kHz	100.000 kHz	813.96089 MHz	-19.54 dBm	-42.61 dB	-6.54 dB
-737.500 kHz	-700.000 kHz	300.000 Hz	813.99411 MHz	-43.84 dBm	-66.91 dB	-23.84 dB
700.000 kHz	737.500 kHz	300.000 Hz	815.40696 MHz	-43.72 dBm	-66.79 dB	-23.72 dB
737.500 kHz	3.000 MHz	100.000 kHz	815.43911 MHz	-18.64 dBm	-41.71 dB	-5.64 dB

Date: 30.APR.2025 14:37:38

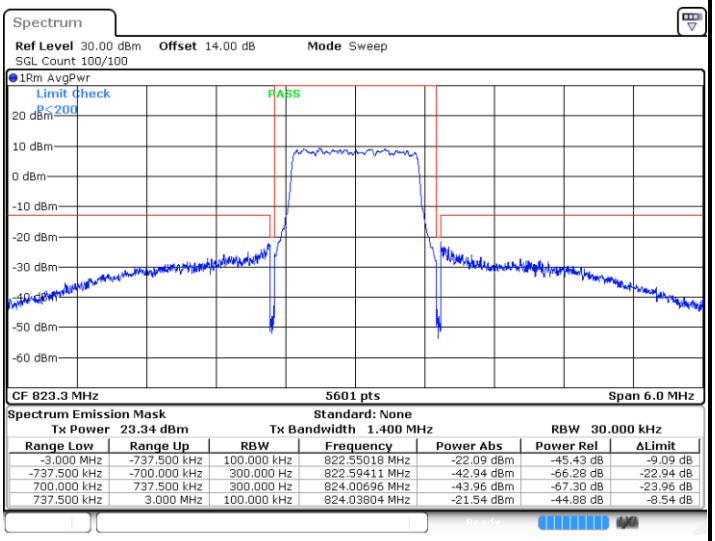

Spectrum Emission Mask Standard: None

Tx Power 23.34 dBm Tx Bandwidth 1.400 MHz RBW 30.000 kHz

Range Low	Range Up	RBW	Frequency	Power Abs	Power Rel	ΔLimit
-3.000 MHz	-737.500 kHz	100.000 kHz	822.55018 MHz	-22.09 dBm	-45.43 dB	-9.09 dB
-737.500 kHz	-700.000 kHz	300.000 Hz	822.59411 MHz	-42.94 dBm	-66.28 dB	-22.94 dB
700.000 kHz	737.500 kHz	300.000 Hz	824.00696 MHz	-43.96 dBm	-67.30 dB	-23.96 dB
737.500 kHz	3.000 MHz	100.000 kHz	824.03804 MHz	-21.54 dBm	-44.88 dB	-8.54 dB

Date: 30.APR.2025 14:45:22

LTE Band 26 / 1.4MHz / 64QAM

Lowest Band Edge / 1 RB

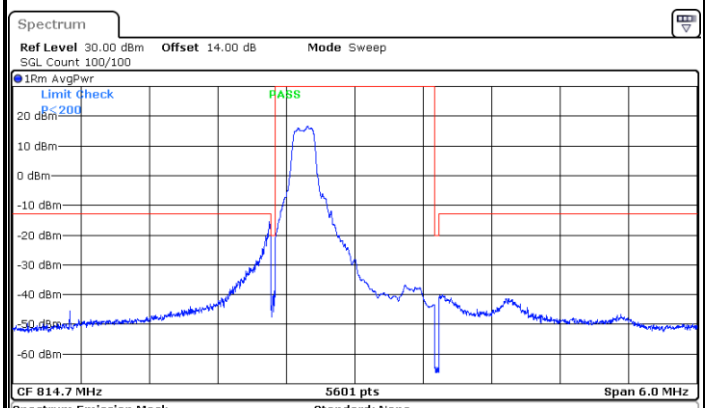

Spectrum Emission Mask Standard: None
Tx Power 23.25 dBm Tx Bandwidth 1.400 MHz RBW 30.000 kHz

Range Low	Range Up	RBW	Frequency	Power Abs	Power Rel	ΔLimit
-3.000 MHz	-737.500 kHz	100.000 kHz	813.96089 MHz	-15.45 dBm	-38.70 dB	-2.45 dB
-737.500 kHz	-700.000 kHz	300.000 Hz	813.99625 MHz	-38.92 dBm	-62.18 dB	-18.92 dB
700.000 kHz	737.500 kHz	300.000 Hz	815.40161 MHz	-64.07 dBm	-87.32 dB	-44.07 dB
737.500 kHz	3.000 MHz	100.000 kHz	815.46696 MHz	-40.03 dBm	-63.28 dB	-27.03 dB

Date: 30.APR.2025 14:36:20

Highest Band Edge / 1 RB

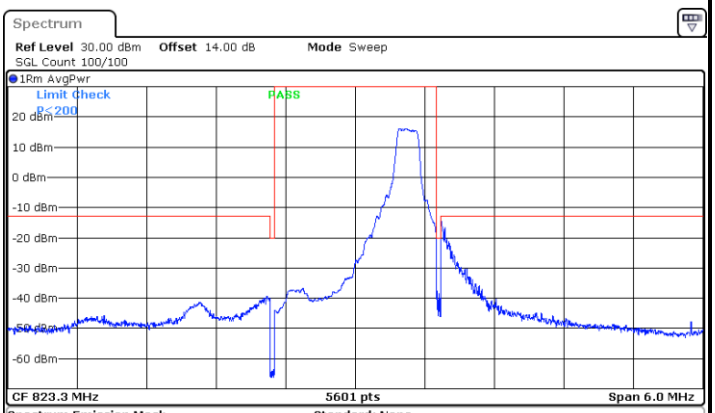

Spectrum Emission Mask Standard: None
Tx Power 23.36 dBm Tx Bandwidth 1.400 MHz RBW 30.000 kHz

Range Low	Range Up	RBW	Frequency	Power Abs	Power Rel	ΔLimit
-3.000 MHz	-737.500 kHz	100.000 kHz	822.53733 MHz	-39.45 dBm	-62.81 dB	-26.45 dB
-737.500 kHz	-700.000 kHz	300.000 Hz	822.59946 MHz	-63.53 dBm	-86.89 dB	-43.53 dB
700.000 kHz	737.500 kHz	300.000 Hz	824.00375 MHz	-37.53 dBm	-60.89 dB	-17.53 dB
737.500 kHz	3.000 MHz	100.000 kHz	824.03911 MHz	-14.22 dBm	-37.58 dB	-1.22 dB

Date: 30.APR.2025 14:44:04

Lowest Band Edge / Full RB

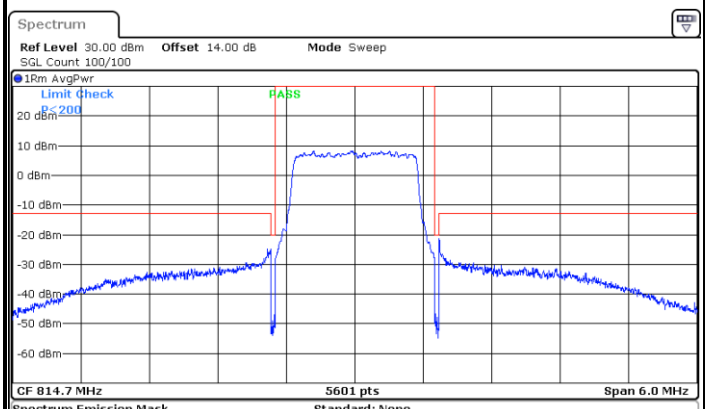

Spectrum Emission Mask Standard: None
Tx Power 22.23 dBm Tx Bandwidth 1.400 MHz RBW 30.000 kHz

Range Low	Range Up	RBW	Frequency	Power Abs	Power Rel	ΔLimit
-3.000 MHz	-737.500 kHz	100.000 kHz	813.93518 MHz	-24.84 dBm	-47.07 dB	-11.84 dB
-737.500 kHz	-700.000 kHz	300.000 Hz	813.99625 MHz	-47.00 dBm	-69.23 dB	-27.00 dB
700.000 kHz	737.500 kHz	300.000 Hz	815.40696 MHz	-46.82 dBm	-69.05 dB	-26.82 dB
737.500 kHz	3.000 MHz	100.000 kHz	815.44018 MHz	-21.36 dBm	-43.60 dB	-8.36 dB

Date: 30.APR.2025 14:36:59

Highest Band Edge / Full RB

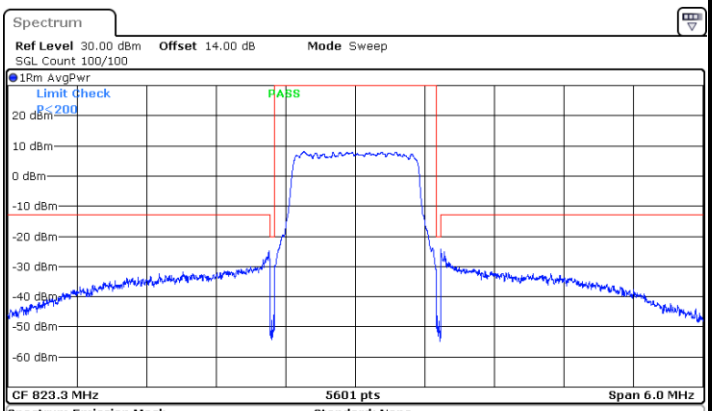

Spectrum Emission Mask Standard: None
Tx Power 22.29 dBm Tx Bandwidth 1.400 MHz RBW 30.000 kHz

Range Low	Range Up	RBW	Frequency	Power Abs	Power Rel	ΔLimit
-3.000 MHz	-737.500 kHz	100.000 kHz	822.55339 MHz	-24.83 dBm	-47.12 dB	-11.83 dB
-737.500 kHz	-700.000 kHz	300.000 Hz	822.59625 MHz	-46.12 dBm	-68.41 dB	-26.12 dB
700.000 kHz	737.500 kHz	300.000 Hz	824.00696 MHz	-46.48 dBm	-68.77 dB	-26.48 dB
737.500 kHz	3.000 MHz	100.000 kHz	824.03804 MHz	-24.16 dBm	-46.45 dB	-11.16 dB

Date: 30.APR.2025 14:44:43

LTE Band 26 / 3MHz / QPSK

Lowest Band Edge / 1RB

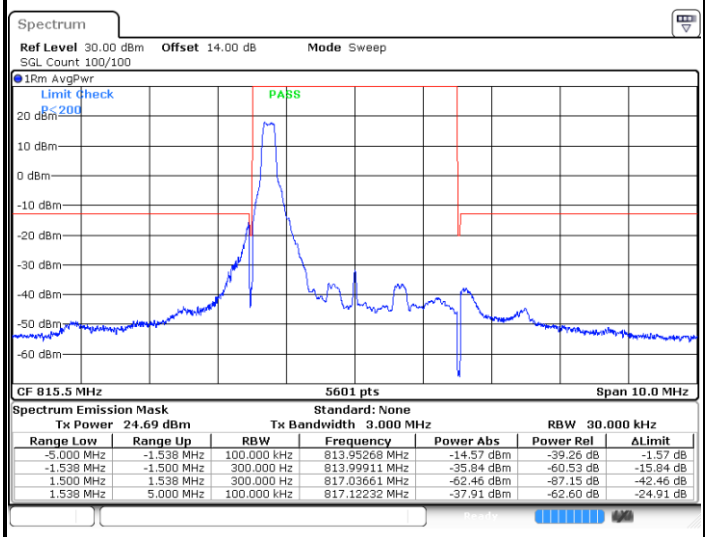

Spectrum Emission Mask Standard: None
Tx Power 24.69 dBm Tx Bandwidth 3.000 MHz RBW 30.000 kHz

Range Low	Range Up	RBW	Frequency	Power Abs	Power Rel	ΔLimit
-5.000 MHz	-1.538 MHz	100.000 kHz	813.95268 MHz	-14.57 dBm	-39.26 dB	-1.57 dB
-1.538 MHz	-1.500 MHz	300.000 Hz	813.99911 MHz	-35.84 dBm	-60.53 dB	-15.84 dB
1.500 MHz	1.538 MHz	300.000 Hz	817.03661 MHz	-62.46 dBm	-87.15 dB	-42.46 dB
1.538 MHz	5.000 MHz	100.000 kHz	817.12232 MHz	-37.91 dBm	-62.60 dB	-24.91 dB

Date: 30.APR.2025 18:07:34

Highest Band Edge / 1RB

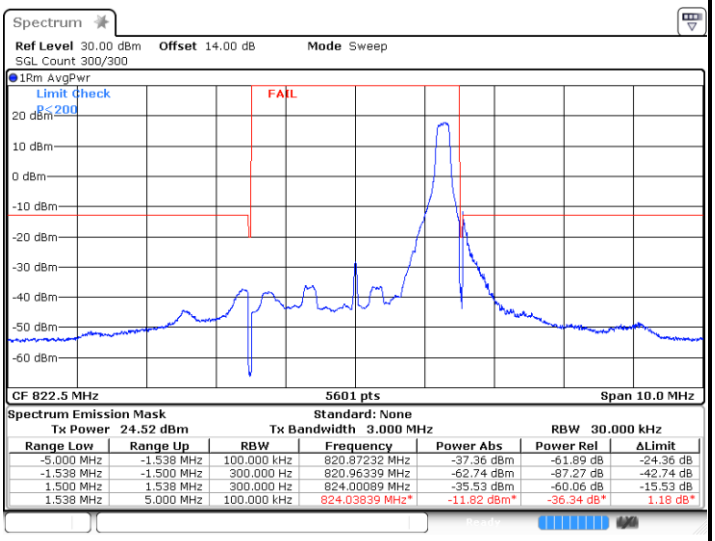

Spectrum Emission Mask Standard: None
Tx Power 24.52 dBm Tx Bandwidth 3.000 MHz RBW 30.000 kHz

Range Low	Range Up	RBW	Frequency	Power Abs	Power Rel	ΔLimit
-5.000 MHz	-1.538 MHz	100.000 kHz	820.87232 MHz	-37.36 dBm	-61.89 dB	-24.36 dB
-1.538 MHz	-1.500 MHz	300.000 Hz	820.96339 MHz	-62.74 dBm	-87.27 dB	-42.74 dB
1.500 MHz	1.538 MHz	300.000 Hz	824.00089 MHz	-35.53 dBm	-60.06 dB	-15.53 dB
1.538 MHz	5.000 MHz	100.000 kHz	824.03839 MHz*	-11.82 dBm*	-36.34 dB*	1.18 dB*

Date: 30.APR.2025 18:38:11

Highest Band Edge / 1RB-CP

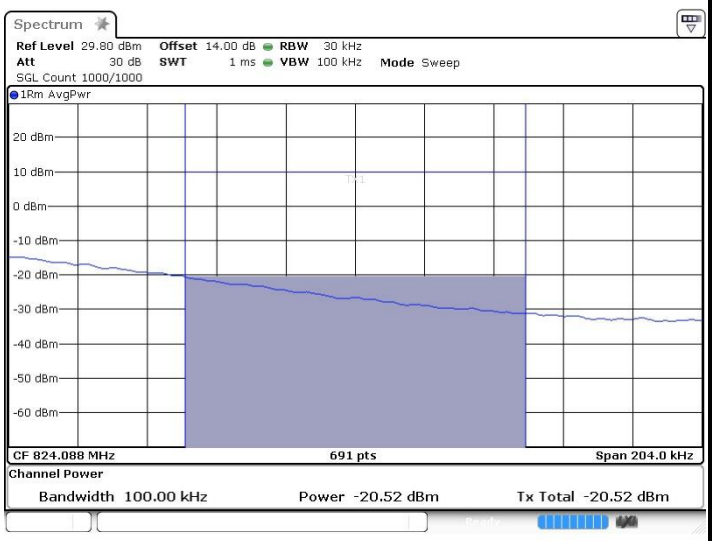

Date: 30.APR.2025 18:39:33

Lowest Band Edge / Full RB

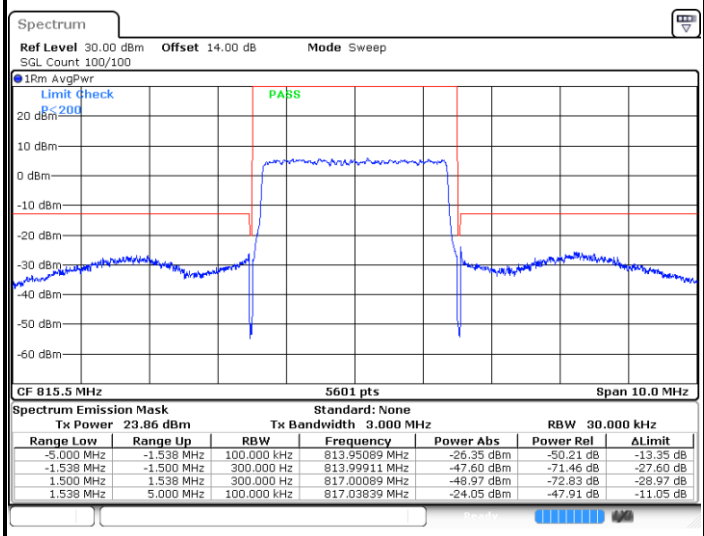

Spectrum Emission Mask Standard: None
Tx Power 23.86 dBm Tx Bandwidth 3.000 MHz RBW 30.000 kHz

Range Low	Range Up	RBW	Frequency	Power Abs	Power Rel	ΔLimit
-5.000 MHz	-1.538 MHz	100.000 kHz	813.95089 MHz	-26.35 dBm	-50.21 dB	-13.35 dB
-1.538 MHz	-1.500 MHz	300.000 Hz	813.99911 MHz	-47.60 dBm	-71.46 dB	-27.60 dB
1.500 MHz	1.538 MHz	300.000 Hz	817.00089 MHz	-48.97 dBm	-72.83 dB	-28.97 dB
1.538 MHz	5.000 MHz	100.000 kHz	817.03839 MHz	-24.05 dBm	-47.91 dB	-11.05 dB

Date: 30.APR.2025 14:51:54

Highest Band Edge / Full RB

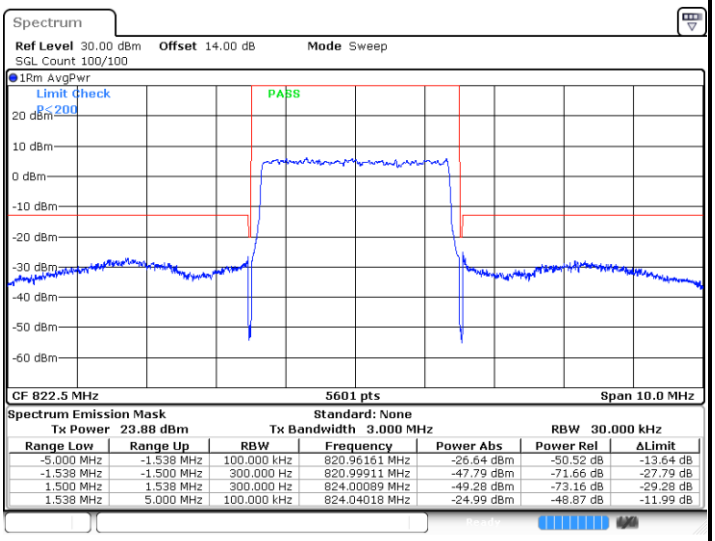

Spectrum Emission Mask Standard: None
Tx Power 23.88 dBm Tx Bandwidth 3.000 MHz RBW 30.000 kHz

Range Low	Range Up	RBW	Frequency	Power Abs	Power Rel	ΔLimit
-5.000 MHz	-1.538 MHz	100.000 kHz	820.96161 MHz	-26.64 dBm	-50.52 dB	-13.64 dB
-1.538 MHz	-1.500 MHz	300.000 Hz	820.99911 MHz	-47.79 dBm	-71.66 dB	-27.79 dB
1.500 MHz	1.538 MHz	300.000 Hz	824.00089 MHz	-49.28 dBm	-73.16 dB	-29.28 dB
1.538 MHz	5.000 MHz	100.000 kHz	824.04018 MHz	-24.99 dBm	-48.87 dB	-11.99 dB

Date: 30.APR.2025 14:59:40

LTE Band 26 / 3MHz / 16QAM

Lowest Band Edge / 1 RB

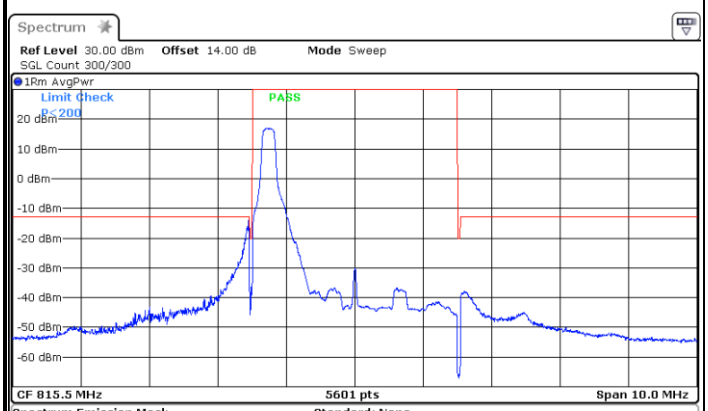

Spectrum Emission Mask Standard: None
Tx Power 24.01 dBm Tx Bandwidth 3.000 MHz RBW 30.000 kHz

Range Low	Range Up	RBW	Frequency	Power Abs	Power Rel	ΔLimit
-5.000 MHz	-1.538 MHz	100.000 kHz	813.96161 MHz	-13.42 dBm	-37.43 dB	-0.42 dB
-1.538 MHz	-1.500 MHz	300.000 Hz	813.99911 MHz	-35.41 dBm	-59.42 dB	-15.41 dB
1.500 MHz	1.538 MHz	300.000 Hz	817.03482 MHz	-63.28 dBm	-87.29 dB	-43.28 dB
1.538 MHz	5.000 MHz	100.000 kHz	817.10268 MHz	-38.02 dBm	-62.03 dB	-25.02 dB

Date: 30.APR.2025 18:02:46

Highest Band Edge / 1 RB

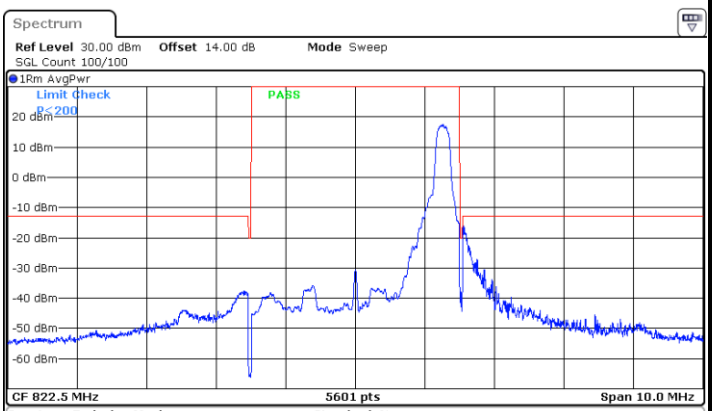

Spectrum Emission Mask Standard: None
Tx Power 23.81 dBm Tx Bandwidth 3.000 MHz RBW 30.000 kHz

Range Low	Range Up	RBW	Frequency	Power Abs	Power Rel	ΔLimit
-5.000 MHz	-1.538 MHz	100.000 kHz	820.90089 MHz	-37.53 dBm	-61.34 dB	-24.53 dB
-1.538 MHz	-1.500 MHz	300.000 Hz	820.96518 MHz	-62.67 dBm	-86.48 dB	-42.67 dB
1.500 MHz	1.538 MHz	300.000 Hz	824.00268 MHz	-36.61 dBm	-60.42 dB	-16.61 dB
1.538 MHz	5.000 MHz	100.000 kHz	824.03839 MHz	-13.54 dBm	-37.35 dB	-0.54 dB

Date: 30.APR.2025 18:32:54

Lowest Band Edge / 1 RB-CP

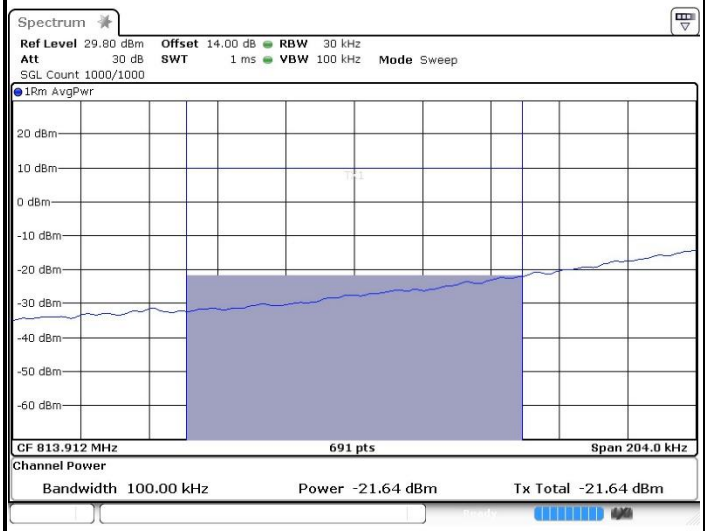

Date: 30.APR.2025 18:06:31

Lowest Band Edge / Full RB

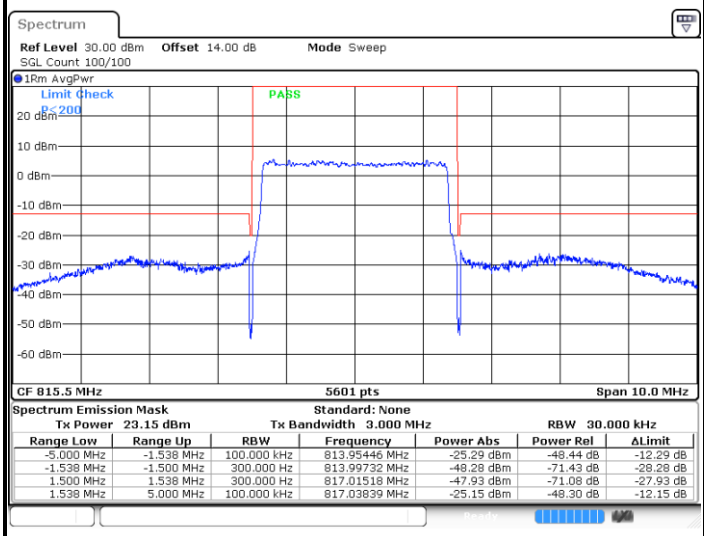

Spectrum Emission Mask Standard: None
Tx Power 23.15 dBm Tx Bandwidth 3.000 MHz RBW 30.000 kHz

Range Low	Range Up	RBW	Frequency	Power Abs	Power Rel	ΔLimit
-5.000 MHz	-1.538 MHz	100.000 kHz	813.95446 MHz	-25.29 dBm	-48.44 dB	-12.29 dB
-1.538 MHz	-1.500 MHz	300.000 Hz	813.99732 MHz	-48.28 dBm	-71.43 dB	-28.28 dB
1.500 MHz	1.538 MHz	300.000 Hz	817.01518 MHz	-47.93 dBm	-71.08 dB	-27.93 dB
1.538 MHz	5.000 MHz	100.000 kHz	817.03839 MHz	-25.15 dBm	-48.30 dB	-12.15 dB

Date: 30.APR.2025 14:51:15

Highest Band Edge / Full RB

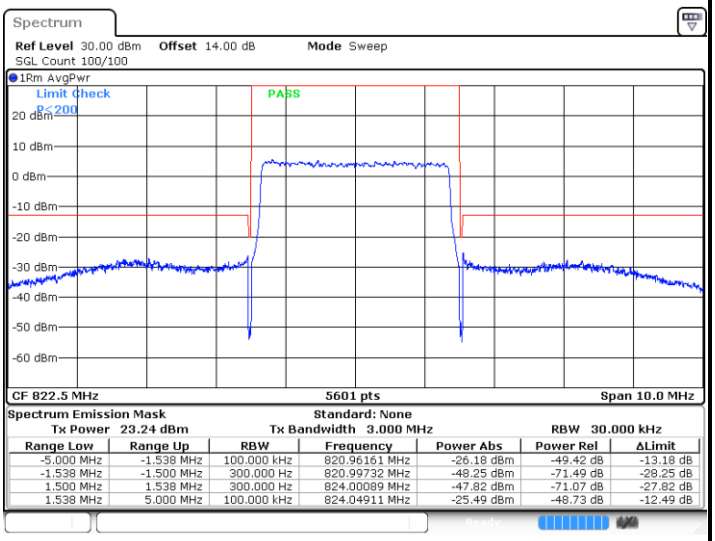

Spectrum Emission Mask Standard: None
Tx Power 23.24 dBm Tx Bandwidth 3.000 MHz RBW 30.000 kHz

Range Low	Range Up	RBW	Frequency	Power Abs	Power Rel	ΔLimit
-5.000 MHz	-1.538 MHz	100.000 kHz	820.96161 MHz	-26.18 dBm	-49.42 dB	-13.18 dB
-1.538 MHz	-1.500 MHz	300.000 Hz	820.99732 MHz	-48.25 dBm	-71.49 dB	-28.25 dB
1.500 MHz	1.538 MHz	300.000 Hz	824.00089 MHz	-47.82 dBm	-71.07 dB	-27.82 dB
1.538 MHz	5.000 MHz	100.000 kHz	824.04911 MHz	-25.49 dBm	-48.73 dB	-12.49 dB

Date: 30.APR.2025 14:59:01

LTE Band 26 / 3MHz / 64QAM

Lowest Band Edge / 1 RB

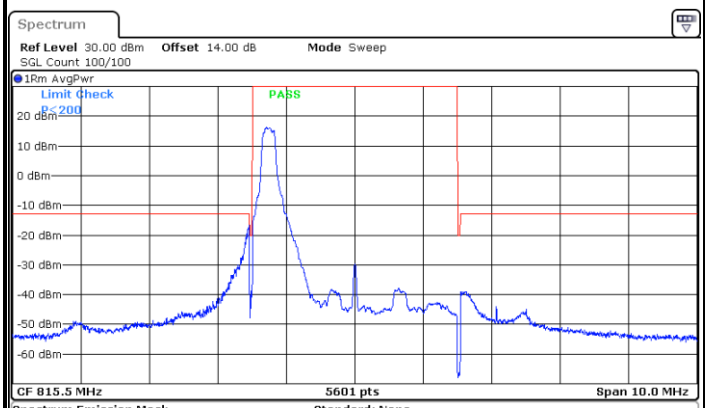

Spectrum Emission Mask Standard: None
Tx Power 22.87 dBm Tx Bandwidth 3.000 MHz RBW 30.000 kHz

Range Low	Range Up	RBW	Frequency	Power Abs	Power Rel	ΔLimit
-5.000 MHz	-1.538 MHz	100.000 kHz	813.95982 MHz	-14.75 dBm	-37.62 dB	-1.75 dB
-1.538 MHz	-1.500 MHz	300.000 Hz	813.99911 MHz	-36.84 dBm	-59.71 dB	-16.84 dB
1.500 MHz	1.538 MHz	300.000 Hz	817.03482 MHz	-62.62 dBm	-85.49 dB	-42.62 dB
1.538 MHz	5.000 MHz	100.000 kHz	817.11696 MHz	-38.97 dBm	-61.85 dB	-25.97 dB

Date: 30.APR.2025 14:49:57

Highest Band Edge / 1 RB

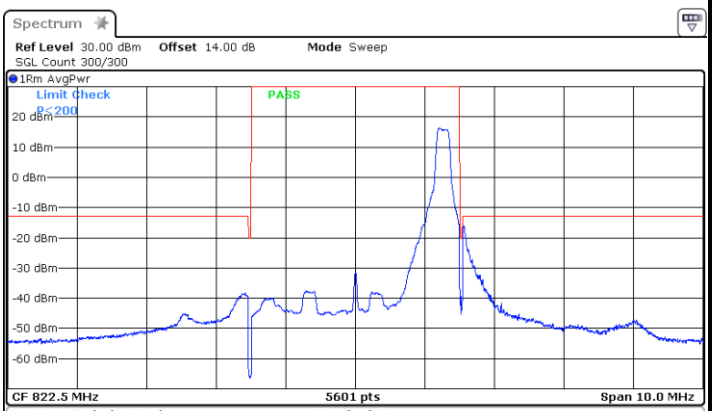

Spectrum Emission Mask Standard: None
Tx Power 23.11 dBm Tx Bandwidth 3.000 MHz RBW 30.000 kHz

Range Low	Range Up	RBW	Frequency	Power Abs	Power Rel	ΔLimit
-5.000 MHz	-1.538 MHz	100.000 kHz	820.91339 MHz	-38.32 dBm	-61.42 dB	-25.32 dB
-1.538 MHz	-1.500 MHz	300.000 Hz	820.96518 MHz	-63.65 dBm	-86.75 dB	-43.65 dB
1.500 MHz	1.538 MHz	300.000 Hz	824.00446 MHz	-36.93 dBm	-60.03 dB	-16.93 dB
1.538 MHz	5.000 MHz	100.000 kHz	824.04196 MHz	-13.70 dBm	-36.81 dB	-0.70 dB

Date: 30.APR.2025 18:35:57

Lowest Band Edge / Full RB

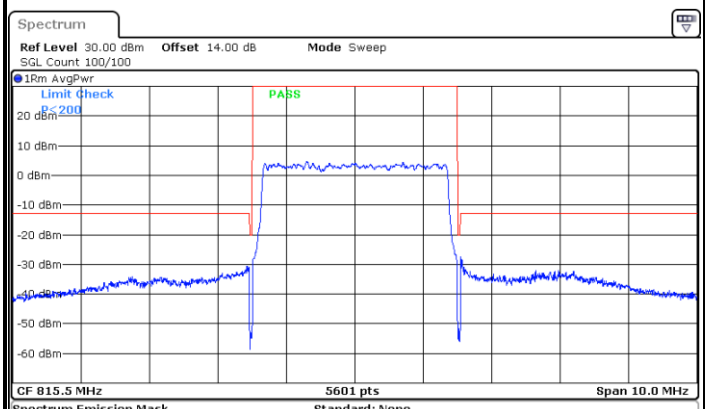

Spectrum Emission Mask Standard: None
Tx Power 22.28 dBm Tx Bandwidth 3.000 MHz RBW 30.000 kHz

Range Low	Range Up	RBW	Frequency	Power Abs	Power Rel	ΔLimit
-5.000 MHz	-1.538 MHz	100.000 kHz	813.92411 MHz	-30.64 dBm	-52.92 dB	-17.64 dB
-1.538 MHz	-1.500 MHz	300.000 Hz	813.99732 MHz	-50.63 dBm	-72.91 dB	-30.63 dB
1.500 MHz	1.538 MHz	300.000 Hz	817.00268 MHz	-49.32 dBm	-71.60 dB	-29.32 dB
1.538 MHz	5.000 MHz	100.000 kHz	817.03839 MHz	-27.30 dBm	-49.58 dB	-14.30 dB

Date: 30.APR.2025 14:50:36

Highest Band Edge / Full RB

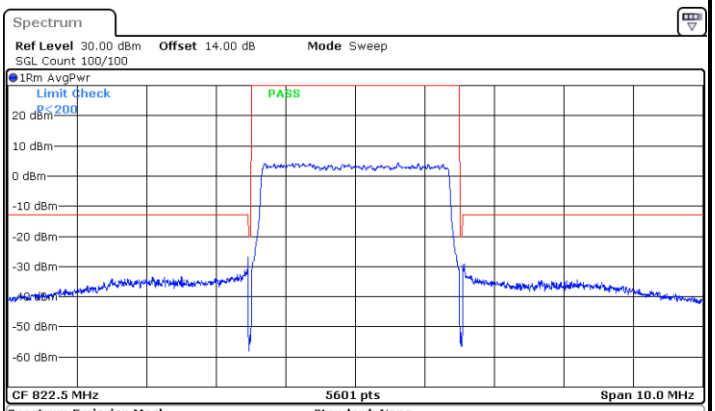

Spectrum Emission Mask Standard: None
Tx Power 22.28 dBm Tx Bandwidth 3.000 MHz RBW 30.000 kHz

Range Low	Range Up	RBW	Frequency	Power Abs	Power Rel	ΔLimit
-5.000 MHz	-1.538 MHz	100.000 kHz	820.96161 MHz	-26.81 dBm	-49.08 dB	-13.81 dB
-1.538 MHz	-1.500 MHz	300.000 Hz	820.99911 MHz	-50.40 dBm	-72.68 dB	-30.40 dB
1.500 MHz	1.538 MHz	300.000 Hz	824.00268 MHz	-50.06 dBm	-72.34 dB	-30.06 dB
1.538 MHz	5.000 MHz	100.000 kHz	824.06696 MHz	-29.27 dBm	-51.55 dB	-16.27 dB

Date: 30.APR.2025 14:58:22

LTE Band 26 / 5MHz / QPSK

Lowest Band Edge / 1RB

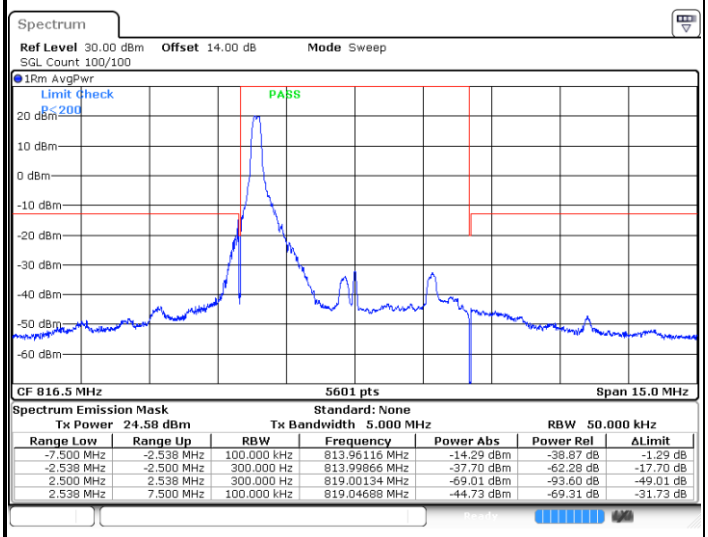

Spectrum Emission Mask Standard: None
Tx Power 24.58 dBm Tx Bandwidth 5.000 MHz RBW 50.000 kHz

Range Low	Range Up	RBW	Frequency	Power Abs	Power Rel	ΔLimit
-7.500 MHz	-2.538 MHz	100.000 kHz	813.96116 MHz	-14.29 dBm	-38.87 dB	-1.29 dB
-2.538 MHz	-2.500 MHz	300.000 Hz	813.99866 MHz	-37.70 dBm	-62.28 dB	-17.70 dB
2.500 MHz	2.538 MHz	300.000 Hz	819.00134 MHz	-69.01 dBm	-93.60 dB	-49.01 dB
2.538 MHz	7.500 MHz	100.000 kHz	819.04688 MHz	-44.73 dBm	-69.31 dB	-31.73 dB

Date: 30.APR.2025 18:41:51

Highest Band Edge / 1RB

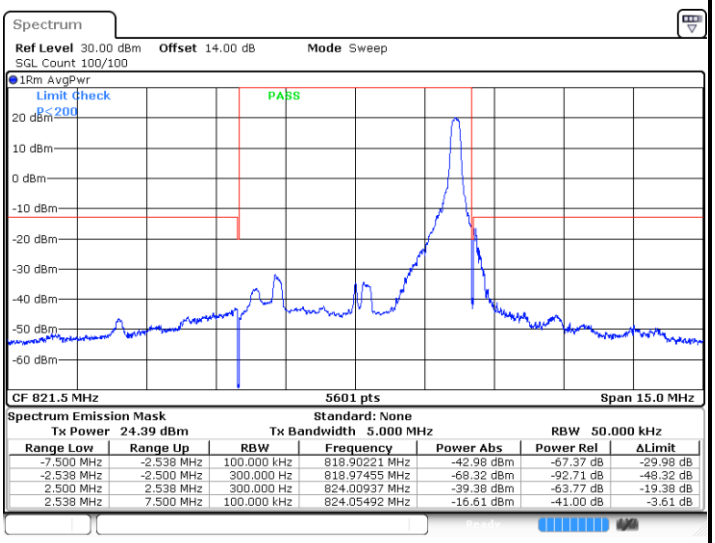

Spectrum Emission Mask Standard: None
Tx Power 24.39 dBm Tx Bandwidth 5.000 MHz RBW 50.000 kHz

Range Low	Range Up	RBW	Frequency	Power Abs	Power Rel	ΔLimit
-7.500 MHz	-2.538 MHz	100.000 kHz	818.90221 MHz	-42.98 dBm	-67.37 dB	-29.98 dB
-2.538 MHz	-2.500 MHz	300.000 Hz	818.97455 MHz	-68.32 dBm	-92.71 dB	-48.32 dB
2.500 MHz	2.538 MHz	300.000 Hz	824.00937 MHz	-39.38 dBm	-63.77 dB	-19.38 dB
2.538 MHz	7.500 MHz	100.000 kHz	824.05492 MHz	-16.61 dBm	-41.00 dB	-3.61 dB

Date: 30.APR.2025 15:10:35

Lowest Band Edge / Full RB

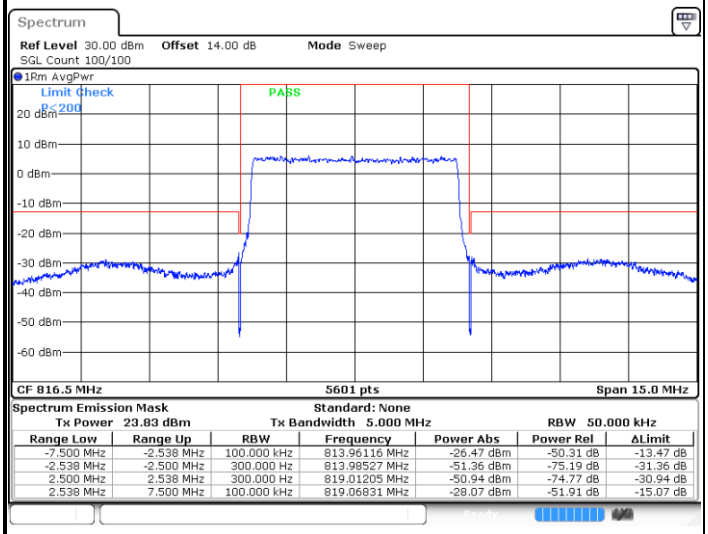

Spectrum Emission Mask Standard: None
Tx Power 23.83 dBm Tx Bandwidth 5.000 MHz RBW 50.000 kHz

Range Low	Range Up	RBW	Frequency	Power Abs	Power Rel	ΔLimit
-7.500 MHz	-2.538 MHz	100.000 kHz	813.96116 MHz	-26.47 dBm	-50.31 dB	-13.47 dB
-2.538 MHz	-2.500 MHz	300.000 Hz	813.98527 MHz	-51.36 dBm	-75.19 dB	-31.36 dB
2.500 MHz	2.538 MHz	300.000 Hz	819.01205 MHz	-50.94 dBm	-74.77 dB	-30.94 dB
2.538 MHz	7.500 MHz	100.000 kHz	819.06831 MHz	-28.07 dBm	-51.91 dB	-15.07 dB

Date: 30.APR.2025 15:06:06

Highest Band Edge / Full RB

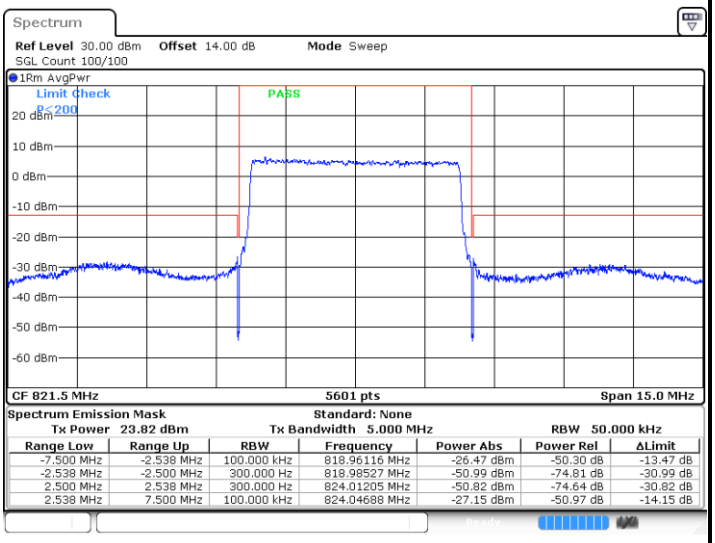

Spectrum Emission Mask Standard: None
Tx Power 23.82 dBm Tx Bandwidth 5.000 MHz RBW 50.000 kHz

Range Low	Range Up	RBW	Frequency	Power Abs	Power Rel	ΔLimit
-7.500 MHz	-2.538 MHz	100.000 kHz	818.96116 MHz	-26.47 dBm	-50.30 dB	-13.47 dB
-2.538 MHz	-2.500 MHz	300.000 Hz	818.98527 MHz	-50.99 dBm	-74.81 dB	-30.99 dB
2.500 MHz	2.538 MHz	300.000 Hz	824.01205 MHz	-50.82 dBm	-74.64 dB	-30.82 dB
2.538 MHz	7.500 MHz	100.000 kHz	824.04688 MHz	-27.15 dBm	-50.97 dB	-14.15 dB

Date: 30.APR.2025 15:13:53

LTE Band 26 / 5MHz / 16QAM

Lowest Band Edge / 1 RB

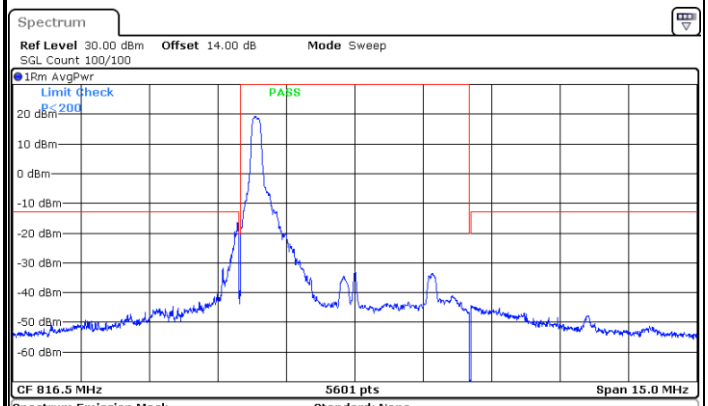

Spectrum Emission Mask Standard: None
Tx Power 23.79 dBm Tx Bandwidth 5.000 MHz RBW 50.000 kHz

Range Low	Range Up	RBW	Frequency	Power Abs	Power Rel	ΔLimit
-7.500 MHz	-2.538 MHz	100.000 kHz	813.92633 MHz	-16.37 dBm	-40.16 dB	-3.37 dB
-2.538 MHz	-2.500 MHz	300.000 Hz	813.98795 MHz	-38.55 dBm	-62.34 dB	-18.55 dB
2.500 MHz	2.538 MHz	300.000 Hz	819.01473 MHz	-69.25 dBm	-93.05 dB	-49.25 dB
2.538 MHz	7.500 MHz	100.000 kHz	819.04152 MHz	-44.41 dBm	-68.20 dB	-31.41 dB

Date: 30.APR.2025 15:03:29

Highest Band Edge / 1 RB

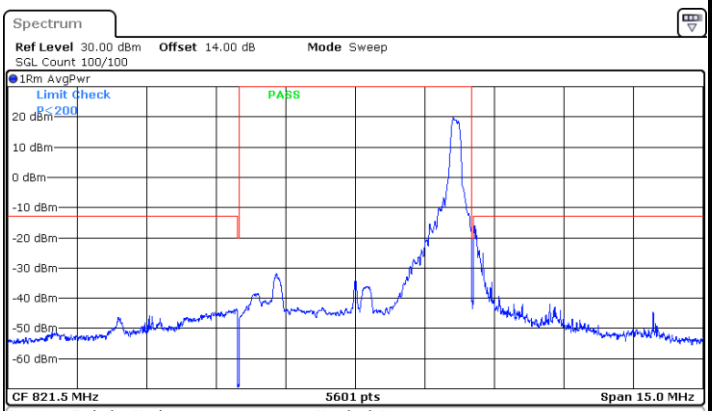

Spectrum Emission Mask Standard: None
Tx Power 23.84 dBm Tx Bandwidth 5.000 MHz RBW 50.000 kHz

Range Low	Range Up	RBW	Frequency	Power Abs	Power Rel	ΔLimit
-7.500 MHz	-2.538 MHz	100.000 kHz	818.93436 MHz	-43.49 dBm	-67.33 dB	-30.49 dB
-2.538 MHz	-2.500 MHz	300.000 Hz	818.99598 MHz	-67.94 dBm	-91.78 dB	-47.94 dB
2.500 MHz	2.538 MHz	300.000 Hz	824.01205 MHz	-39.48 dBm	-63.32 dB	-19.48 dB
2.538 MHz	7.500 MHz	100.000 kHz	824.03884 MHz	-15.65 dBm	-39.49 dB	-2.65 dB

Date: 30.APR.2025 15:11:15

Lowest Band Edge / Full RB

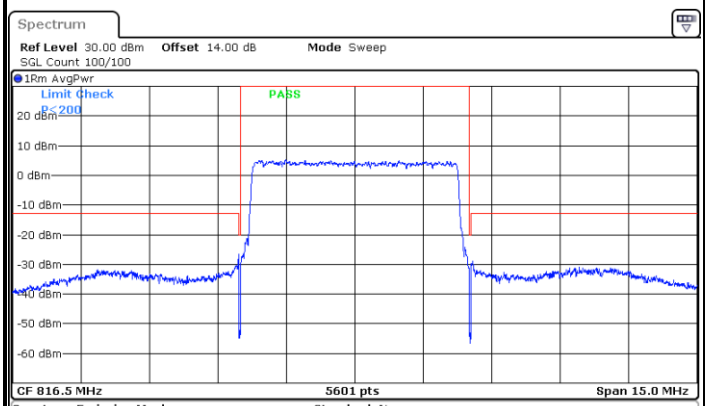

Spectrum Emission Mask Standard: None
Tx Power 23.15 dBm Tx Bandwidth 5.000 MHz RBW 50.000 kHz

Range Low	Range Up	RBW	Frequency	Power Abs	Power Rel	ΔLimit
-7.500 MHz	-2.538 MHz	100.000 kHz	813.96116 MHz	-26.46 dBm	-49.61 dB	-13.46 dB
-2.538 MHz	-2.500 MHz	300.000 Hz	813.99063 MHz	-51.34 dBm	-74.49 dB	-31.34 dB
2.500 MHz	2.538 MHz	300.000 Hz	819.00937 MHz	-52.10 dBm	-75.25 dB	-32.10 dB
2.538 MHz	7.500 MHz	100.000 kHz	819.08439 MHz	-29.00 dBm	-52.16 dB	-16.00 dB

Date: 30.APR.2025 15:05:27

Highest Band Edge / Full RB

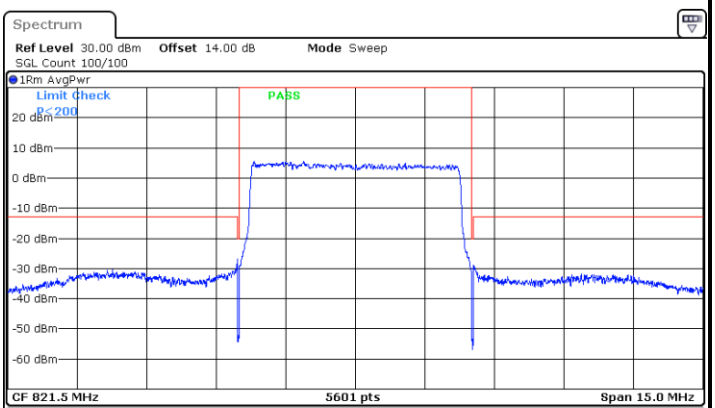

Spectrum Emission Mask Standard: None
Tx Power 23.15 dBm Tx Bandwidth 5.000 MHz RBW 50.000 kHz

Range Low	Range Up	RBW	Frequency	Power Abs	Power Rel	ΔLimit
-7.500 MHz	-2.538 MHz	100.000 kHz	818.96116 MHz	-26.91 dBm	-50.06 dB	-13.91 dB
-2.538 MHz	-2.500 MHz	300.000 Hz	818.99063 MHz	-50.95 dBm	-74.10 dB	-30.95 dB
2.500 MHz	2.538 MHz	300.000 Hz	824.00937 MHz	-52.63 dBm	-75.78 dB	-32.63 dB
2.538 MHz	7.500 MHz	100.000 kHz	824.03884 MHz	-28.93 dBm	-52.08 dB	-15.93 dB

Date: 30.APR.2025 15:13:14

LTE Band 26 / 5MHz / 64QAM

Lowest Band Edge / 1 RB

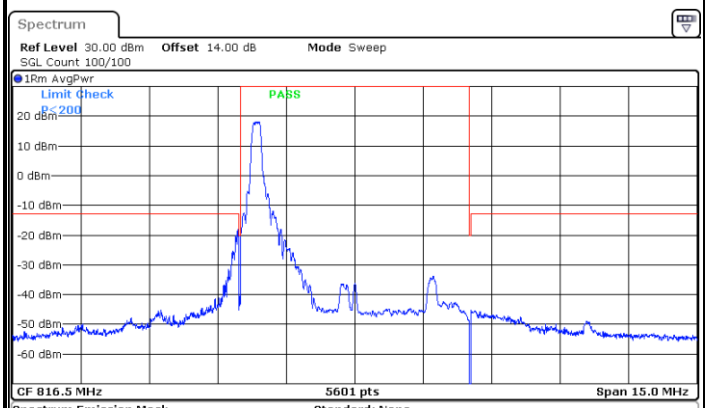

Spectrum Emission Mask Standard: None
Tx Power 22.88 dBm Tx Bandwidth 5.000 MHz RBW 50.000 kHz

Range Low	Range Up	RBW	Frequency	Power Abs	Power Rel	ΔLimit
-7.500 MHz	-2.538 MHz	100.000 kHz	813.96116 MHz	-17.48 dBm	-40.37 dB	-4.48 dB
-2.538 MHz	-2.500 MHz	300.000 Hz	813.99598 MHz	-40.44 dBm	-63.33 dB	-20.44 dB
2.500 MHz	2.538 MHz	300.000 Hz	819.01205 MHz	-69.90 dBm	-92.79 dB	-49.90 dB
2.538 MHz	7.500 MHz	100.000 kHz	819.03884 MHz	-45.20 dBm	-68.09 dB	-32.20 dB

Date: 30.APR.2025 15:04:08

Highest Band Edge / 1 RB

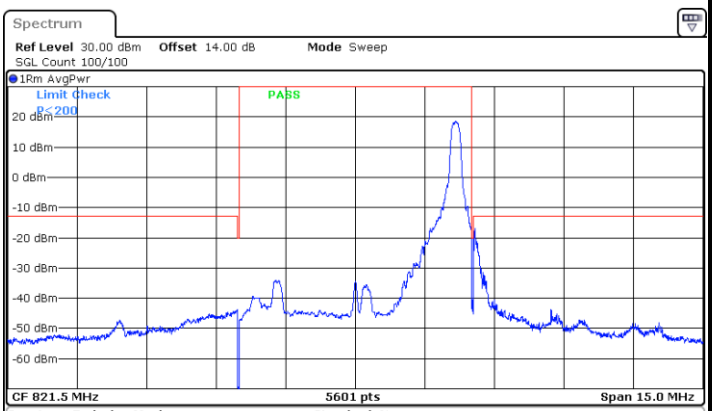

Spectrum Emission Mask Standard: None
Tx Power 22.89 dBm Tx Bandwidth 5.000 MHz RBW 50.000 kHz

Range Low	Range Up	RBW	Frequency	Power Abs	Power Rel	ΔLimit
-7.500 MHz	-2.538 MHz	100.000 kHz	818.95312 MHz	-43.76 dBm	-66.65 dB	-30.76 dB
-2.538 MHz	-2.500 MHz	300.000 Hz	818.99063 MHz	-68.61 dBm	-91.50 dB	-48.61 dB
2.500 MHz	2.538 MHz	300.000 Hz	824.00134 MHz	-39.40 dBm	-62.29 dB	-19.40 dB
2.538 MHz	7.500 MHz	100.000 kHz	824.07367 MHz	-17.08 dBm	-39.97 dB	-4.08 dB

Date: 30.APR.2025 15:11:54

Lowest Band Edge / Full RB

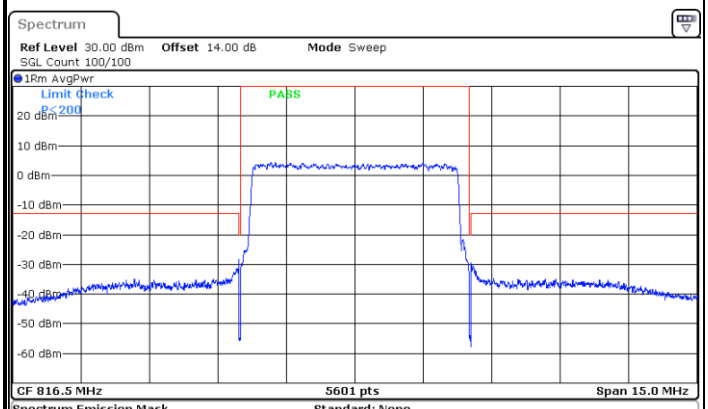

Spectrum Emission Mask Standard: None
Tx Power 22.26 dBm Tx Bandwidth 5.000 MHz RBW 50.000 kHz

Range Low	Range Up	RBW	Frequency	Power Abs	Power Rel	ΔLimit
-7.500 MHz	-2.538 MHz	100.000 kHz	813.96116 MHz	-28.44 dBm	-50.69 dB	-15.44 dB
-2.538 MHz	-2.500 MHz	300.000 Hz	813.99330 MHz	-53.00 dBm	-75.26 dB	-33.00 dB
2.500 MHz	2.538 MHz	300.000 Hz	819.00402 MHz	-53.27 dBm	-75.53 dB	-33.27 dB
2.538 MHz	7.500 MHz	100.000 kHz	819.04420 MHz	-29.51 dBm	-51.76 dB	-16.51 dB

Date: 30.APR.2025 15:04:47

Highest Band Edge / Full RB

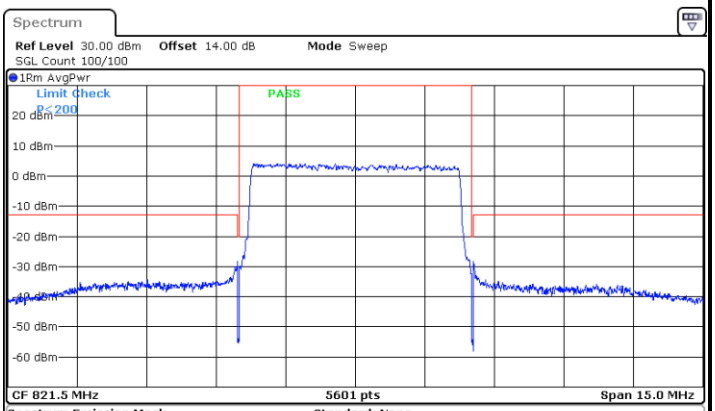

Spectrum Emission Mask Standard: None
Tx Power 22.17 dBm Tx Bandwidth 5.000 MHz RBW 50.000 kHz

Range Low	Range Up	RBW	Frequency	Power Abs	Power Rel	ΔLimit
-7.500 MHz	-2.538 MHz	100.000 kHz	818.95312 MHz	-28.28 dBm	-50.45 dB	-15.28 dB
-2.538 MHz	-2.500 MHz	300.000 Hz	818.98527 MHz	-52.64 dBm	-74.81 dB	-32.64 dB
2.500 MHz	2.538 MHz	300.000 Hz	824.00402 MHz	-53.54 dBm	-75.70 dB	-33.54 dB
2.538 MHz	7.500 MHz	100.000 kHz	824.03884 MHz	-28.43 dBm	-50.60 dB	-15.43 dB

Date: 30.APR.2025 15:12:34

LTE Band 26 / 10MHz / QPSK

Lowest Band Edge / 1RB

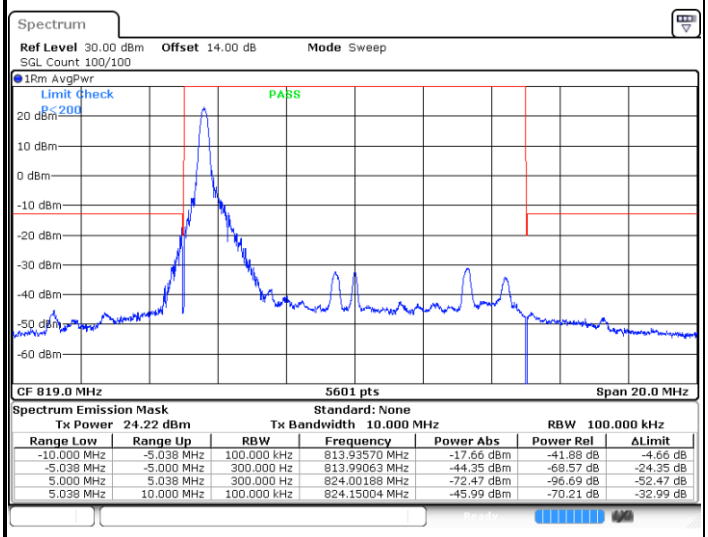

Spectrum Emission Mask Standard: None
Tx Power 24.22 dBm Tx Bandwidth 10.000 MHz RBW 100.000 kHz

Range Low	Range Up	RBW	Frequency	Power Abs	Power Rel	ΔLimit
-10.000 MHz	-5.038 MHz	100.000 kHz	813.93570 MHz	-17.66 dBm	-41.88 dB	-4.66 dB
-5.038 MHz	-5.000 MHz	300.000 Hz	813.99063 MHz	-44.35 dBm	-68.57 dB	-24.35 dB
5.000 MHz	5.038 MHz	300.000 Hz	824.00188 MHz	-72.47 dBm	-96.69 dB	-52.47 dB
5.038 MHz	10.000 MHz	100.000 kHz	824.15004 MHz	-45.99 dBm	-70.21 dB	-32.99 dB

Date: 30.APR.2025 15:16:31

Lowest Band Edge / 1RB

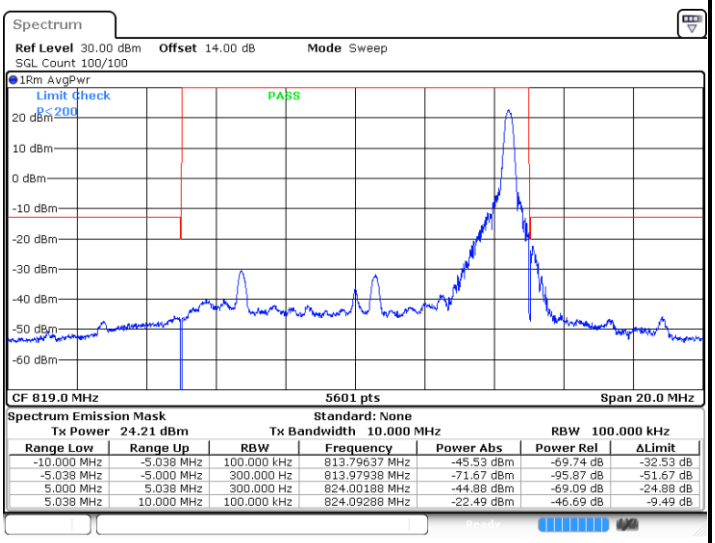

Spectrum Emission Mask Standard: None
Tx Power 24.21 dBm Tx Bandwidth 10.000 MHz RBW 100.000 kHz

Range Low	Range Up	RBW	Frequency	Power Abs	Power Rel	ΔLimit
-10.000 MHz	-5.038 MHz	100.000 kHz	813.79637 MHz	-45.53 dBm	-69.74 dB	-32.53 dB
-5.038 MHz	-5.000 MHz	300.000 Hz	813.97938 MHz	-71.67 dBm	-95.87 dB	-51.67 dB
5.000 MHz	5.038 MHz	300.000 Hz	824.00188 MHz	-44.88 dBm	-69.09 dB	-24.88 dB
5.038 MHz	10.000 MHz	100.000 kHz	824.09288 MHz	-22.49 dBm	-46.69 dB	-9.49 dB

Date: 30.APR.2025 15:19:48

Lowest Band Edge / Full RB

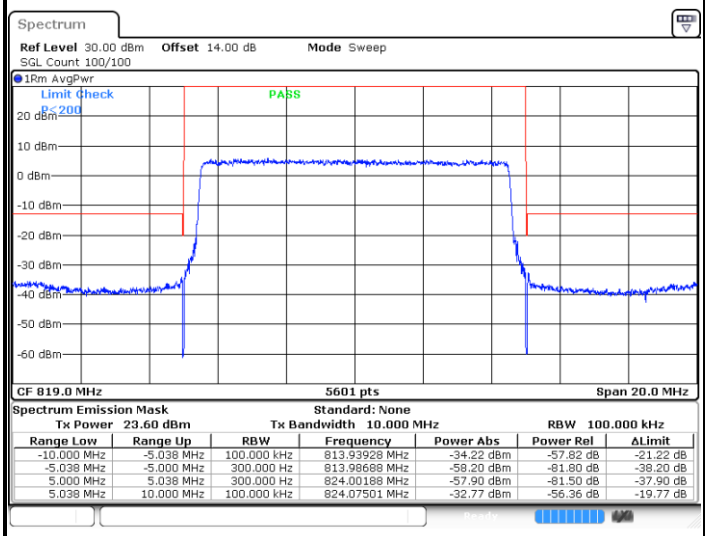

Spectrum Emission Mask Standard: None
Tx Power 23.60 dBm Tx Bandwidth 10.000 MHz RBW 100.000 kHz

Range Low	Range Up	RBW	Frequency	Power Abs	Power Rel	ΔLimit
-10.000 MHz	-5.038 MHz	100.000 kHz	813.93928 MHz	-34.22 dBm	-57.82 dB	-21.22 dB
-5.038 MHz	-5.000 MHz	300.000 Hz	813.98688 MHz	-58.20 dBm	-81.80 dB	-38.20 dB
5.000 MHz	5.038 MHz	300.000 Hz	824.00188 MHz	-57.90 dBm	-81.50 dB	-37.90 dB
5.038 MHz	10.000 MHz	100.000 kHz	824.07501 MHz	-32.77 dBm	-56.36 dB	-19.77 dB

Date: 30.APR.2025 15:20:28

LTE Band 26 / 10MHz / 16QAM

Lowest Band Edge / 1 RB

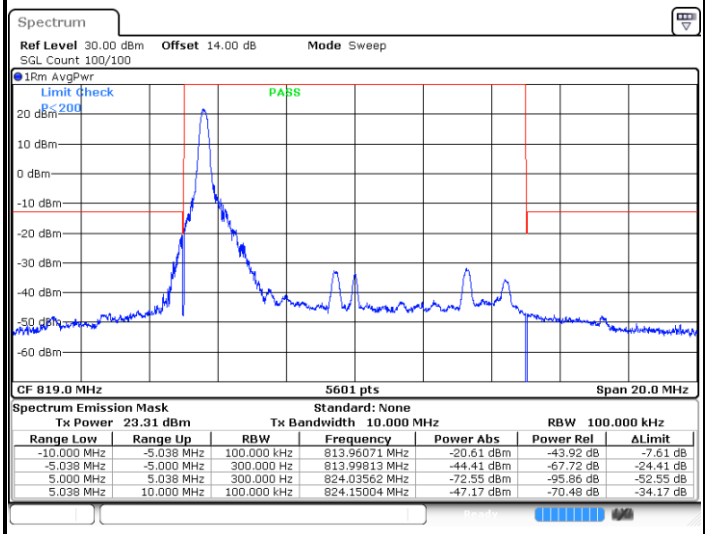

Spectrum Emission Mask Standard: None
Tx Power 23.31 dBm Tx Bandwidth 10.000 MHz RBW 100.000 kHz

Range Low	Range Up	RBW	Frequency	Power Abs	Power Rel	ΔLimit
-10.000 MHz	-5.038 MHz	100.000 kHz	813.96071 MHz	-20.61 dBm	-43.92 dB	-7.61 dB
-5.038 MHz	-5.000 MHz	300.000 Hz	813.99813 MHz	-44.41 dBm	-67.72 dB	-24.41 dB
5.000 MHz	5.038 MHz	300.000 Hz	824.03562 MHz	-72.55 dBm	-95.86 dB	-52.55 dB
5.038 MHz	10.000 MHz	100.000 kHz	824.15004 MHz	-47.17 dBm	-70.48 dB	-34.17 dB

Date: 30.APR.2025 15:17:10

Lowest Band Edge / 1 RB

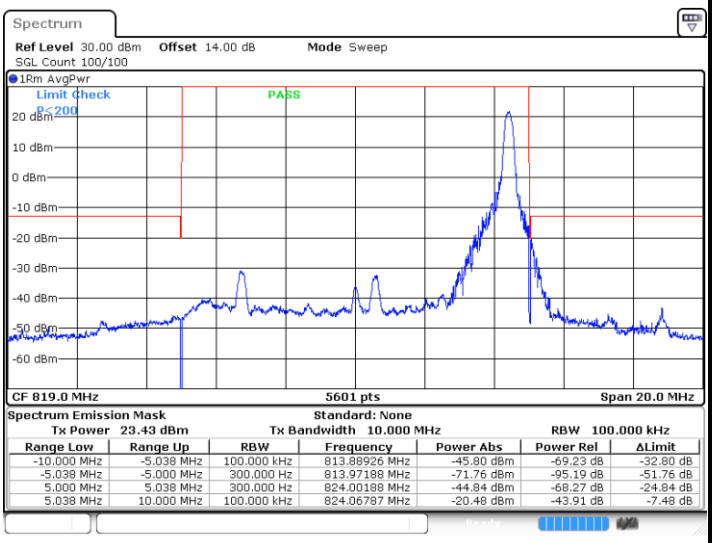

Spectrum Emission Mask Standard: None
Tx Power 23.43 dBm Tx Bandwidth 10.000 MHz RBW 100.000 kHz

Range Low	Range Up	RBW	Frequency	Power Abs	Power Rel	ΔLimit
-10.000 MHz	-5.038 MHz	100.000 kHz	813.88926 MHz	-45.80 dBm	-69.23 dB	-32.80 dB
-5.038 MHz	-5.000 MHz	300.000 Hz	813.97188 MHz	-71.76 dBm	-95.19 dB	-51.76 dB
5.000 MHz	5.038 MHz	300.000 Hz	824.00188 MHz	-44.84 dBm	-68.27 dB	-24.84 dB
5.038 MHz	10.000 MHz	100.000 kHz	824.06787 MHz	-20.48 dBm	-43.91 dB	-7.48 dB

Date: 30.APR.2025 15:19:09

Lowest Band Edge / Full RB

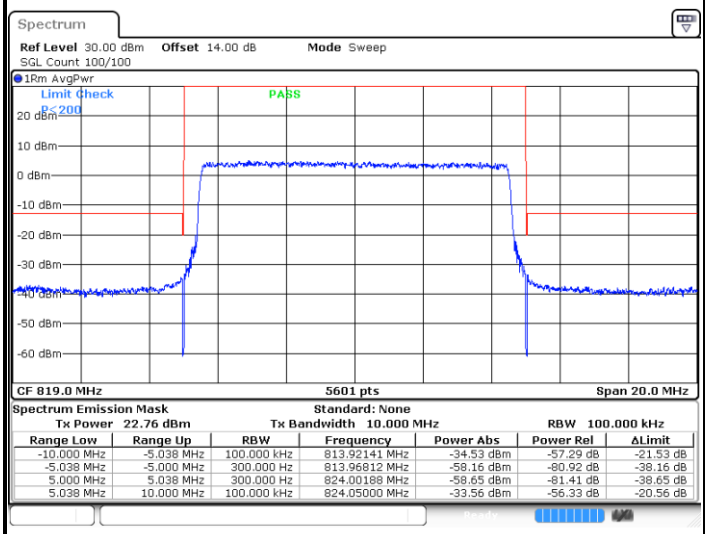

Spectrum Emission Mask Standard: None
Tx Power 22.76 dBm Tx Bandwidth 10.000 MHz RBW 100.000 kHz

Range Low	Range Up	RBW	Frequency	Power Abs	Power Rel	ΔLimit
-10.000 MHz	-5.038 MHz	100.000 kHz	813.92141 MHz	-34.53 dBm	-57.29 dB	-21.53 dB
-5.038 MHz	-5.000 MHz	300.000 Hz	813.96812 MHz	-58.16 dBm	-80.92 dB	-38.16 dB
5.000 MHz	5.038 MHz	300.000 Hz	824.00188 MHz	-58.65 dBm	-81.41 dB	-38.65 dB
5.038 MHz	10.000 MHz	100.000 kHz	824.05000 MHz	-33.56 dBm	-56.33 dB	-20.56 dB

Date: 30.APR.2025 15:21:07

LTE Band 26 / 10MHz / 64QAM

Lowest Band Edge / 1 RB

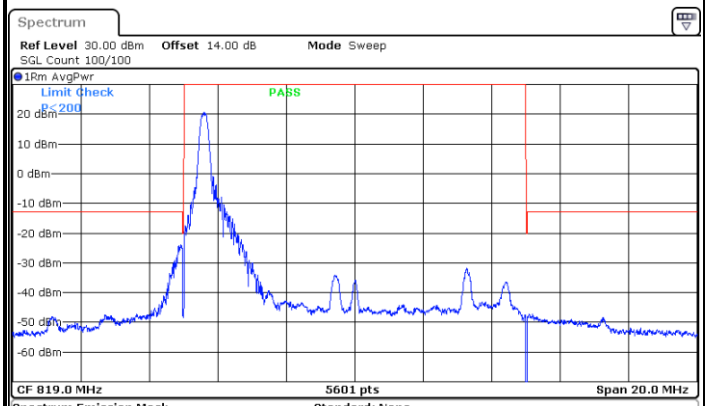

Spectrum Emission Mask Standard: None
Tx Power 22.37 dBm Tx Bandwidth 10.000 MHz RBW 100.000 kHz

Range Low	Range Up	RBW	Frequency	Power Abs	Power Rel	ΔLimit
-10.000 MHz	-5.038 MHz	100.000 kHz	813.92141 MHz	-23.97 dBm	-46.33 dB	-10.97 dB
-5.038 MHz	-5.000 MHz	300.000 Hz	813.97563 MHz	-45.63 dBm	-68.00 dB	-25.63 dB
5.000 MHz	5.038 MHz	300.000 Hz	824.00188 MHz	-72.78 dBm	-95.15 dB	-52.78 dB
5.038 MHz	10.000 MHz	100.000 kHz	824.19291 MHz	-47.23 dBm	-69.60 dB	-34.23 dB

Date: 30.APR.2025 15:17:50

Lowest Band Edge / 1 RB

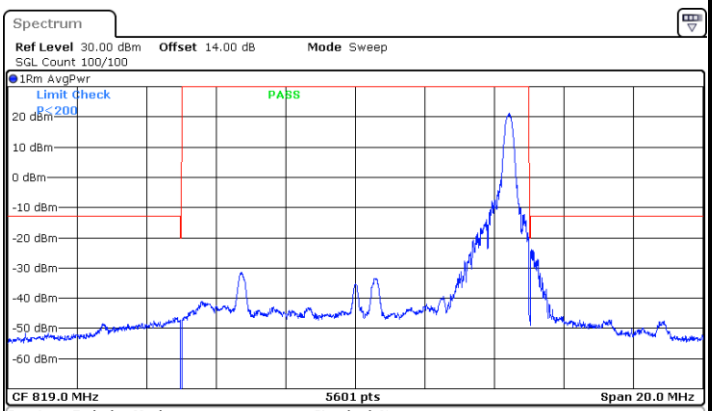

Spectrum Emission Mask Standard: None
Tx Power 22.59 dBm Tx Bandwidth 10.000 MHz RBW 100.000 kHz

Range Low	Range Up	RBW	Frequency	Power Abs	Power Rel	ΔLimit
-10.000 MHz	-5.038 MHz	100.000 kHz	813.81781 MHz	-46.50 dBm	-69.08 dB	-33.50 dB
-5.038 MHz	-5.000 MHz	300.000 Hz	813.99813 MHz	-72.36 dBm	-94.95 dB	-52.36 dB
5.000 MHz	5.038 MHz	300.000 Hz	824.00937 MHz	-45.82 dBm	-68.41 dB	-25.82 dB
5.038 MHz	10.000 MHz	100.000 kHz	824.07501 MHz	-23.96 dBm	-46.55 dB	-10.96 dB

Date: 30.APR.2025 15:18:29

Lowest Band Edge / Full RB

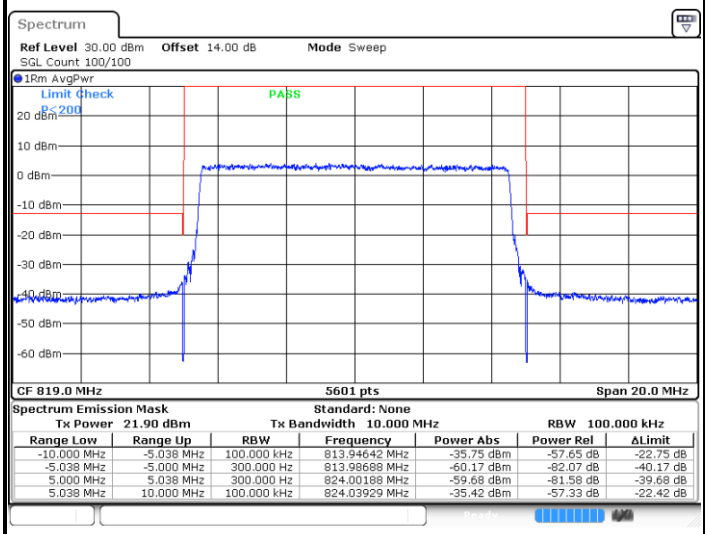

Spectrum Emission Mask Standard: None
Tx Power 21.90 dBm Tx Bandwidth 10.000 MHz RBW 100.000 kHz

Range Low	Range Up	RBW	Frequency	Power Abs	Power Rel	ΔLimit
-10.000 MHz	-5.038 MHz	100.000 kHz	813.94642 MHz	-35.75 dBm	-57.65 dB	-22.75 dB
-5.038 MHz	-5.000 MHz	300.000 Hz	813.98688 MHz	-60.17 dBm	-82.07 dB	-40.17 dB
5.000 MHz	5.038 MHz	300.000 Hz	824.00188 MHz	-59.68 dBm	-81.58 dB	-39.68 dB
5.038 MHz	10.000 MHz	100.000 kHz	824.03929 MHz	-35.42 dBm	-57.33 dB	-22.42 dB

Date: 30.APR.2025 15:21:47

LTE Band 26 / 15MHz

Highest Band Edge / 1RB QPSK

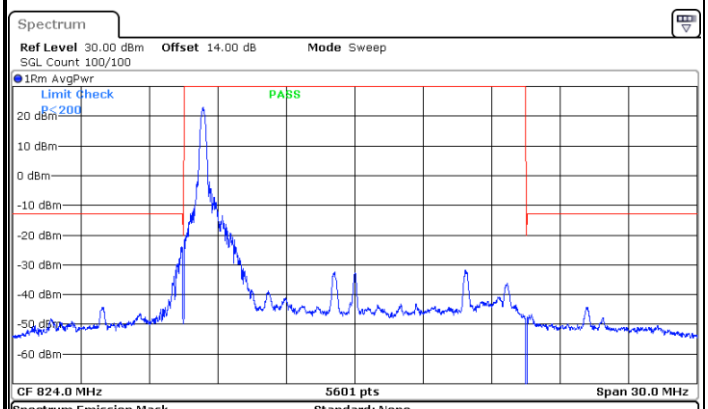

Spectrum Emission Mask Standard: None
Tx Power -26.21 dBm Tx Bandwidth 3.840 MHz RBW 100.000 kHz

Range Low	Range Up	RBW	Frequency	Power Abs	Power Rel	ΔLimit
-15.000 MHz	-7.538 MHz	100.000 kHz	816.42232 MHz	-23.82 dBm	2.39 dB	-10.82 dB
-7.538 MHz	-7.500 MHz	300.000 Hz	816.48661 MHz	-48.33 dBm	-22.12 dB	-28.33 dB
7.500 MHz	7.538 MHz	300.000 Hz	831.52946 MHz	-73.30 dBm	-47.09 dB	-53.30 dB
7.538 MHz	15.000 MHz	100.000 kHz	834.14375 MHz	-44.21 dBm	-18.00 dB	-31.21 dB

Date: 30.APR.2025 15:32:13

Highest Band Edge / Full RB QPSK

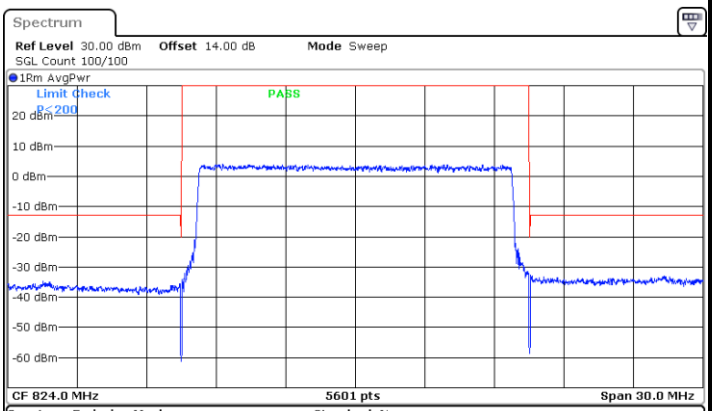

Spectrum Emission Mask Standard: None
Tx Power 18.20 dBm Tx Bandwidth 3.840 MHz RBW 100.000 kHz

Range Low	Range Up	RBW	Frequency	Power Abs	Power Rel	ΔLimit
-15.000 MHz	-7.538 MHz	100.000 kHz	810.52946 MHz	-34.67 dBm	-52.87 dB	-21.67 dB
-7.538 MHz	-7.500 MHz	300.000 Hz	816.49196 MHz	-59.64 dBm	-77.84 dB	-39.64 dB
7.500 MHz	7.538 MHz	300.000 Hz	831.52411 MHz	-56.91 dBm	-75.11 dB	-36.91 dB
7.538 MHz	15.000 MHz	100.000 kHz	831.56161 MHz	-32.64 dBm	-50.84 dB	-19.64 dB

Date: 30.APR.2025 15:28:57

Highest Band Edge / 1 RB 16QAM

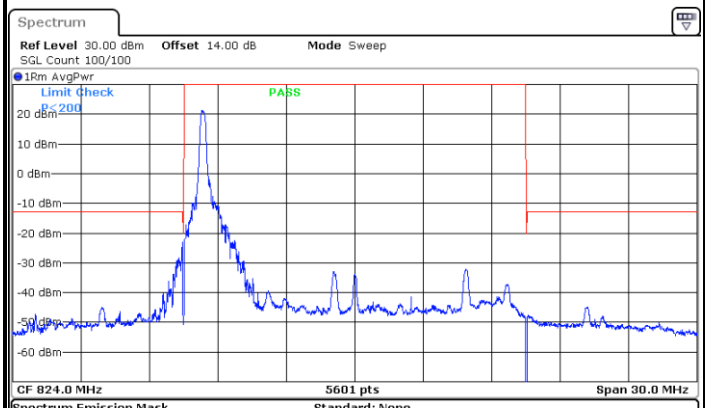

Spectrum Emission Mask Standard: None
Tx Power -26.76 dBm Tx Bandwidth 3.840 MHz RBW 100.000 kHz

Range Low	Range Up	RBW	Frequency	Power Abs	Power Rel	ΔLimit
-15.000 MHz	-7.538 MHz	100.000 kHz	816.44911 MHz	-23.10 dBm	3.66 dB	-10.10 dB
-7.538 MHz	-7.500 MHz	300.000 Hz	816.49732 MHz	-47.80 dBm	-21.04 dB	-27.80 dB
7.500 MHz	7.538 MHz	300.000 Hz	831.51875 MHz	-73.64 dBm	-46.88 dB	-53.64 dB
7.538 MHz	15.000 MHz	100.000 kHz	834.20804 MHz	-44.93 dBm	-18.17 dB	-31.93 dB

Date: 30.APR.2025 15:31:34

Highest Band Edge / Full RB 16QAM

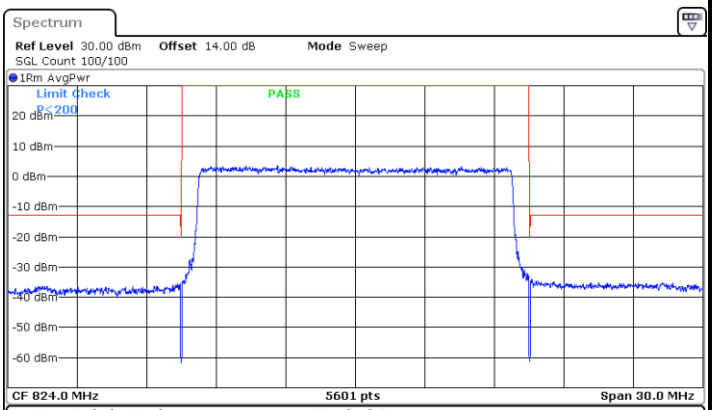

Spectrum Emission Mask Standard: None
Tx Power 17.43 dBm Tx Bandwidth 3.840 MHz RBW 100.000 kHz

Range Low	Range Up	RBW	Frequency	Power Abs	Power Rel	ΔLimit
-15.000 MHz	-7.538 MHz	100.000 kHz	816.32589 MHz	-35.50 dBm	-52.93 dB	-22.50 dB
-7.538 MHz	-7.500 MHz	300.000 Hz	816.49196 MHz	-60.35 dBm	-77.79 dB	-40.35 dB
7.500 MHz	7.538 MHz	300.000 Hz	831.50268 MHz	-59.84 dBm	-77.27 dB	-39.84 dB
7.538 MHz	15.000 MHz	100.000 kHz	831.60446 MHz	-34.04 dBm	-51.47 dB	-21.04 dB

Date: 30.APR.2025 15:29:36

LTE Band 26 / 15MHz

Highest Band Edge / 1 RB 64QAM

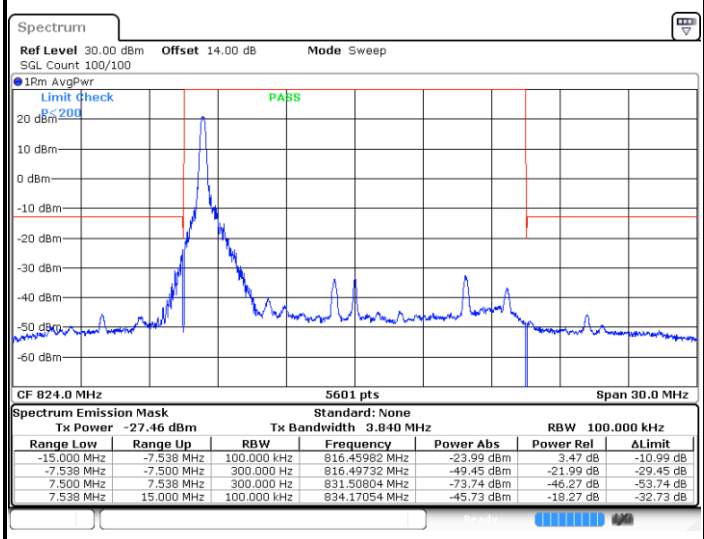

Spectrum Emission Mask — Standard: None
Tx Power -27.46 dBm — Tx Bandwidth 3.840 MHz — RBW 100.000 kHz

Range Low	Range Up	RBW	Frequency	Power Abs	Power Rel	ΔLimit
-15.000 MHz	-7.538 MHz	100.000 kHz	816.45982 MHz	-23.99 dBm	3.47 dB	-10.99 dB
-7.538 MHz	-7.500 MHz	300.000 Hz	816.49732 MHz	-49.45 dBm	-21.99 dB	-29.45 dB
7.500 MHz	7.538 MHz	300.000 Hz	831.50804 MHz	-73.74 dBm	-46.27 dB	-53.74 dB
7.538 MHz	15.000 MHz	100.000 kHz	834.17054 MHz	-45.73 dBm	-18.27 dB	-32.73 dB

Date: 30.APR.2025 15:30:55

Highest Band Edge / Full RB 64QAM

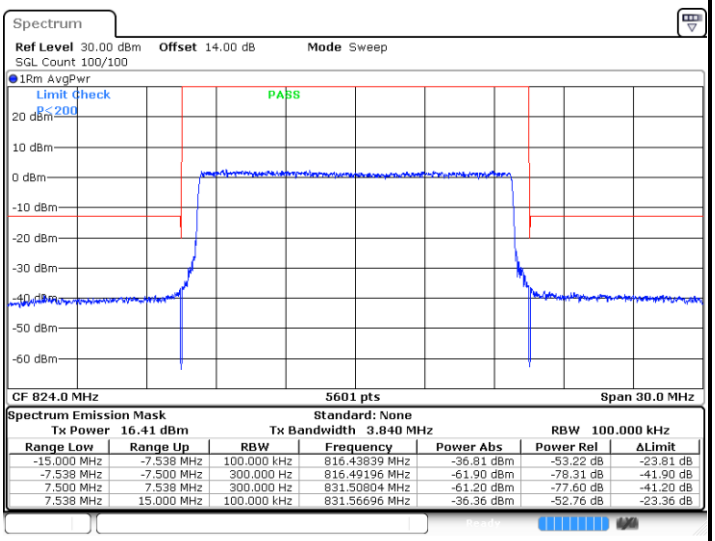

Spectrum Emission Mask — Standard: None
Tx Power 16.41 dBm — Tx Bandwidth 3.840 MHz — RBW 100.000 kHz

Range Low	Range Up	RBW	Frequency	Power Abs	Power Rel	ΔLimit
-15.000 MHz	-7.538 MHz	100.000 kHz	816.43839 MHz	-36.81 dBm	-53.22 dB	-23.81 dB
-7.538 MHz	-7.500 MHz	300.000 Hz	816.49196 MHz	-61.90 dBm	-78.31 dB	-41.90 dB
7.500 MHz	7.538 MHz	300.000 Hz	831.50804 MHz	-61.20 dBm	-77.60 dB	-41.20 dB
7.538 MHz	15.000 MHz	100.000 kHz	831.56696 MHz	-36.36 dBm	-52.76 dB	-23.36 dB

Date: 30.APR.2025 15:30:15

Emission masks – Out of band emissions

LTE Band 26 / 1.4MHz

Lowest Channel / QPSK

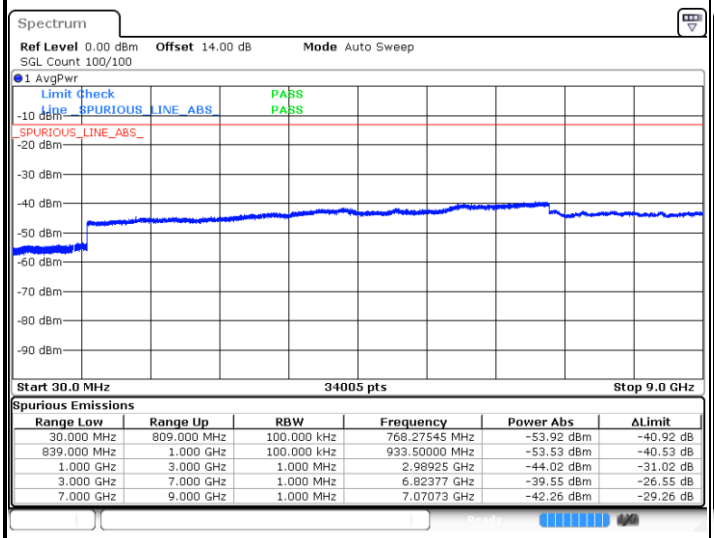

Spurious Emissions

Range Low	Range Up	RBW	Frequency	Power Abs	ΔLimit
30.000 MHz	809.000 MHz	100.000 kHz	768.27545 MHz	-53.92 dBm	-40.92 dB
839.000 MHz	1.000 GHz	100.000 kHz	933.50000 MHz	-53.53 dBm	-40.53 dB
1.000 GHz	3.000 GHz	1.000 MHz	2.98925 GHz	-44.02 dBm	-31.02 dB
3.000 GHz	7.000 GHz	1.000 MHz	6.82377 GHz	-39.55 dBm	-26.55 dB
7.000 GHz	9.000 GHz	1.000 MHz	7.07073 GHz	-42.26 dBm	-29.26 dB

Date: 30.APR.2025 14:39:32

Middle Channel / QPSK

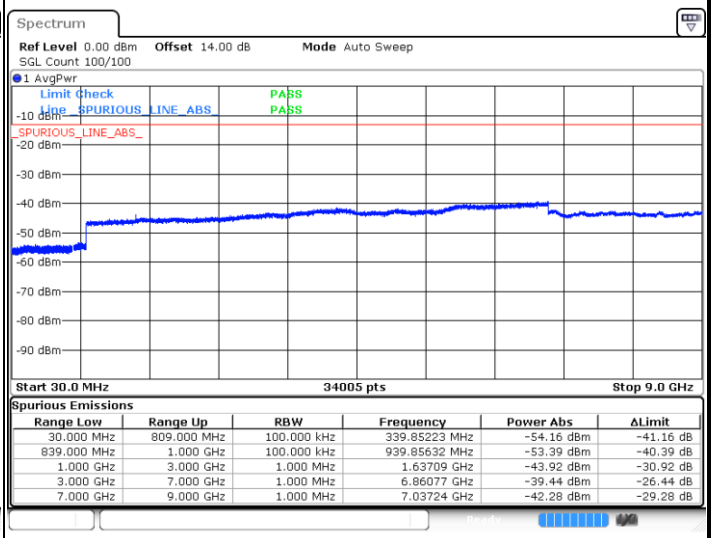

Spurious Emissions

Range Low	Range Up	RBW	Frequency	Power Abs	ΔLimit
30.000 MHz	809.000 MHz	100.000 kHz	339.85223 MHz	-54.16 dBm	-41.16 dB
839.000 MHz	1.000 GHz	100.000 kHz	939.85632 MHz	-53.39 dBm	-40.39 dB
1.000 GHz	3.000 GHz	1.000 MHz	1.63709 GHz	-43.92 dBm	-30.92 dB
3.000 GHz	7.000 GHz	1.000 MHz	6.86077 GHz	-39.44 dBm	-26.44 dB
7.000 GHz	9.000 GHz	1.000 MHz	7.03724 GHz	-42.28 dBm	-29.28 dB

Date: 30.APR.2025 14:40:48

Highest Channel / QPSK

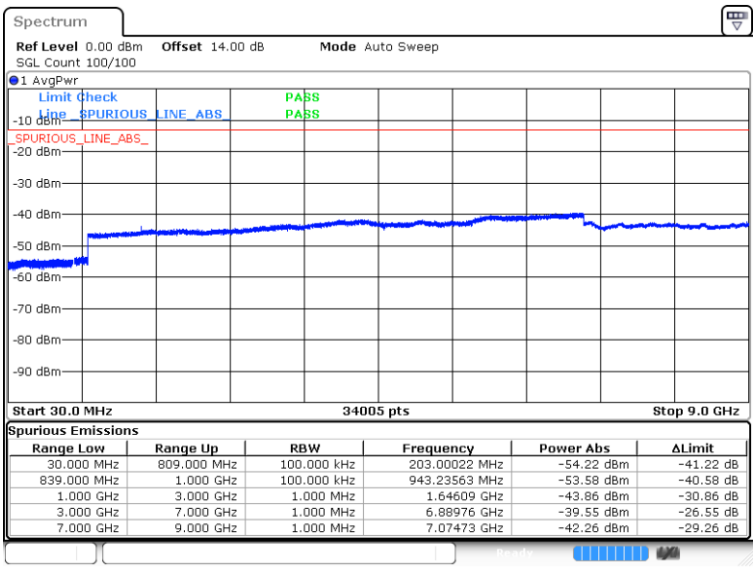

Spurious Emissions

Range Low	Range Up	RBW	Frequency	Power Abs	ΔLimit
30.000 MHz	809.000 MHz	100.000 kHz	203.00022 MHz	-54.22 dBm	-41.22 dB
839.000 MHz	1.000 GHz	100.000 kHz	943.23563 MHz	-53.58 dBm	-40.58 dB
1.000 GHz	3.000 GHz	1.000 MHz	1.64609 GHz	-43.86 dBm	-30.86 dB
3.000 GHz	7.000 GHz	1.000 MHz	6.88976 GHz	-39.55 dBm	-26.55 dB
7.000 GHz	9.000 GHz	1.000 MHz	7.07473 GHz	-42.26 dBm	-29.26 dB

Date: 30.APR.2025 14:47:16

LTE Band 26 / 3MHz

Lowest Channel / QPSK

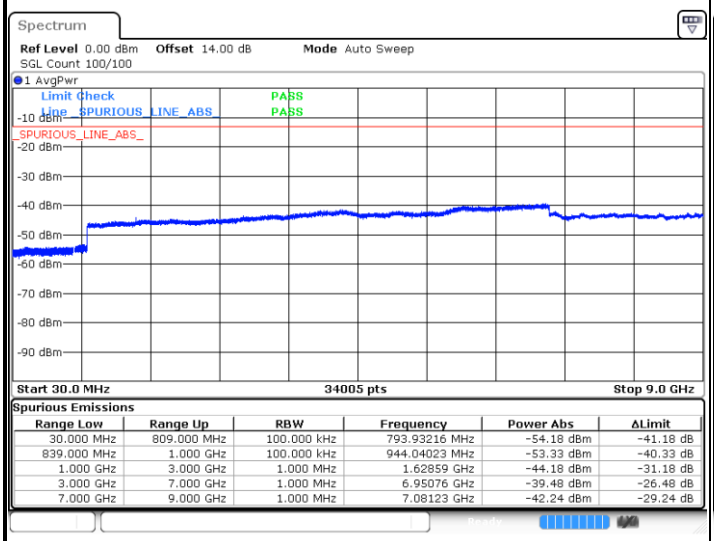

Spurious Emissions

Range Low	Range Up	RBW	Frequency	Power Abs	ΔLimit
30.000 MHz	809.000 MHz	100.000 kHz	793.93216 MHz	-54.18 dBm	-41.18 dB
839.000 MHz	1.000 GHz	100.000 kHz	944.04023 MHz	-53.33 dBm	-40.33 dB
1.000 GHz	3.000 GHz	1.000 MHz	1.62859 GHz	-44.18 dBm	-31.18 dB
3.000 GHz	7.000 GHz	1.000 MHz	6.95076 GHz	-39.48 dBm	-26.48 dB
7.000 GHz	9.000 GHz	1.000 MHz	7.08123 GHz	-42.24 dBm	-29.24 dB

Date: 30.APR.2025 14:53:09

Middle Channel / QPSK

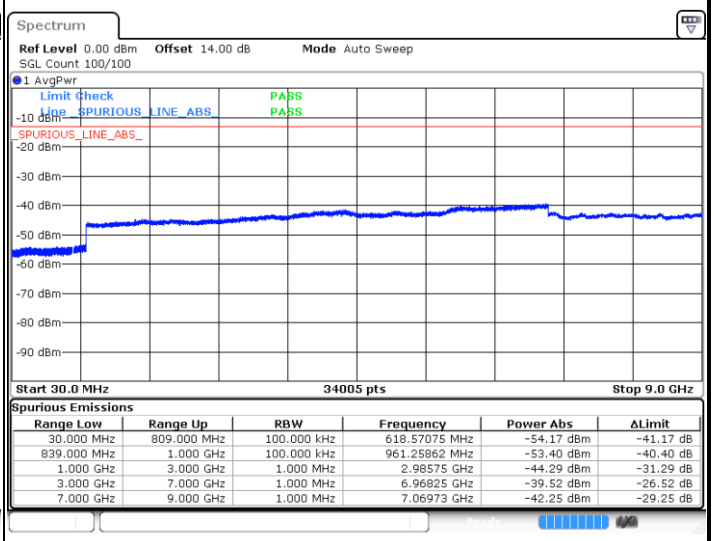

Spurious Emissions

Range Low	Range Up	RBW	Frequency	Power Abs	ΔLimit
30.000 MHz	809.000 MHz	100.000 kHz	618.57075 MHz	-54.17 dBm	-41.17 dB
839.000 MHz	1.000 GHz	100.000 kHz	961.25862 MHz	-53.40 dBm	-40.40 dB
1.000 GHz	3.000 GHz	1.000 MHz	2.98575 GHz	-44.29 dBm	-31.29 dB
3.000 GHz	7.000 GHz	1.000 MHz	6.96825 GHz	-39.52 dBm	-26.52 dB
7.000 GHz	9.000 GHz	1.000 MHz	7.06973 GHz	-42.25 dBm	-29.25 dB

Date: 30.APR.2025 14:54:25

Highest Channel / QPSK

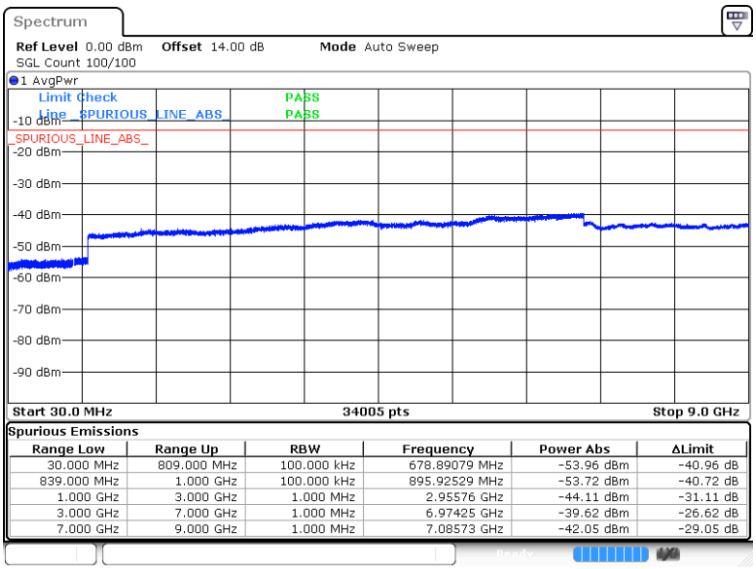

Spurious Emissions

Range Low	Range Up	RBW	Frequency	Power Abs	ΔLimit
30.000 MHz	809.000 MHz	100.000 kHz	678.89079 MHz	-53.96 dBm	-40.96 dB
839.000 MHz	1.000 GHz	100.000 kHz	895.92529 MHz	-53.72 dBm	-40.72 dB
1.000 GHz	3.000 GHz	1.000 MHz	2.95576 GHz	-44.11 dBm	-31.11 dB
3.000 GHz	7.000 GHz	1.000 MHz	6.97425 GHz	-39.62 dBm	-26.62 dB
7.000 GHz	9.000 GHz	1.000 MHz	7.08573 GHz	-42.05 dBm	-29.05 dB

Date: 30.APR.2025 15:00:56

LTE Band 26 / 5MHz

Lowest Channel / QPSK

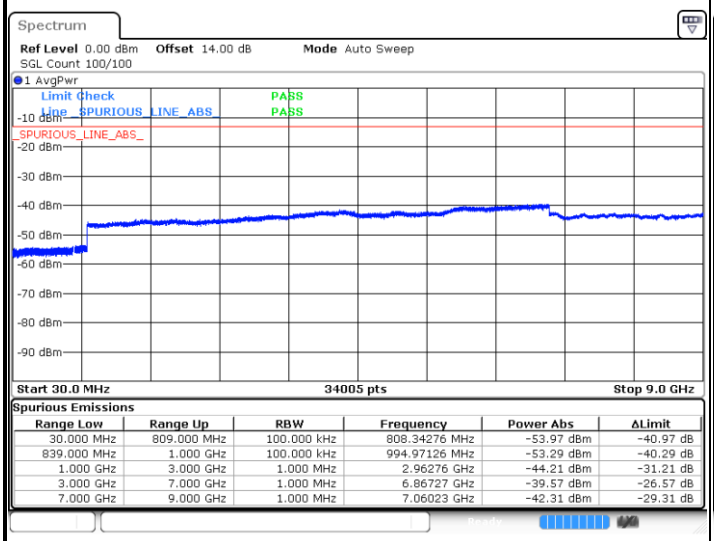

Spurious Emissions

Range Low	Range Up	RBW	Frequency	Power Abs	ΔLimit
30.000 MHz	809.000 MHz	100.000 kHz	808.34276 MHz	-53.97 dBm	-40.97 dB
839.000 MHz	1.000 GHz	100.000 kHz	994.97126 MHz	-53.29 dBm	-40.29 dB
1.000 GHz	3.000 GHz	1.000 MHz	2.96276 GHz	-44.21 dBm	-31.21 dB
3.000 GHz	7.000 GHz	1.000 MHz	6.86727 GHz	-39.57 dBm	-26.57 dB
7.000 GHz	9.000 GHz	1.000 MHz	7.06023 GHz	-42.31 dBm	-29.31 dB

Date: 30.APR.2025 15:07:21

Middle Channel / QPSK

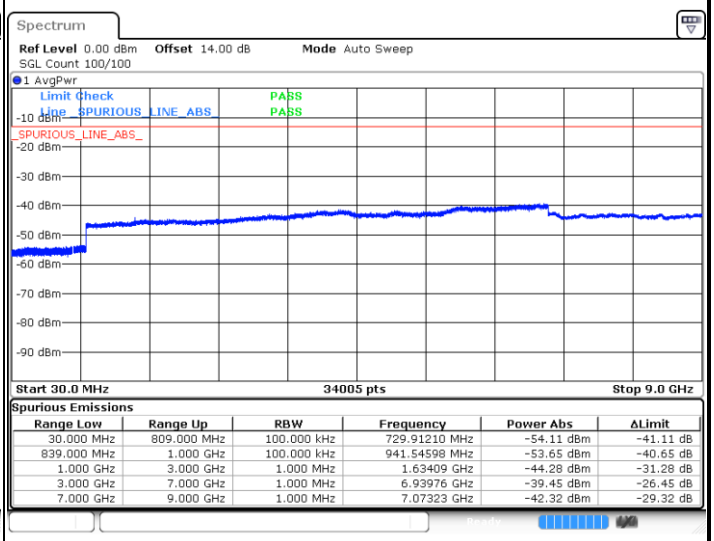

Spurious Emissions

Range Low	Range Up	RBW	Frequency	Power Abs	ΔLimit
30.000 MHz	809.000 MHz	100.000 kHz	729.91210 MHz	-54.11 dBm	-41.11 dB
839.000 MHz	1.000 GHz	100.000 kHz	941.54598 MHz	-53.65 dBm	-40.65 dB
1.000 GHz	3.000 GHz	1.000 MHz	1.63409 GHz	-44.28 dBm	-31.28 dB
3.000 GHz	7.000 GHz	1.000 MHz	6.93976 GHz	-39.45 dBm	-26.45 dB
7.000 GHz	9.000 GHz	1.000 MHz	7.07323 GHz	-42.32 dBm	-29.32 dB

Date: 30.APR.2025 15:08:36

Highest Channel / QPSK

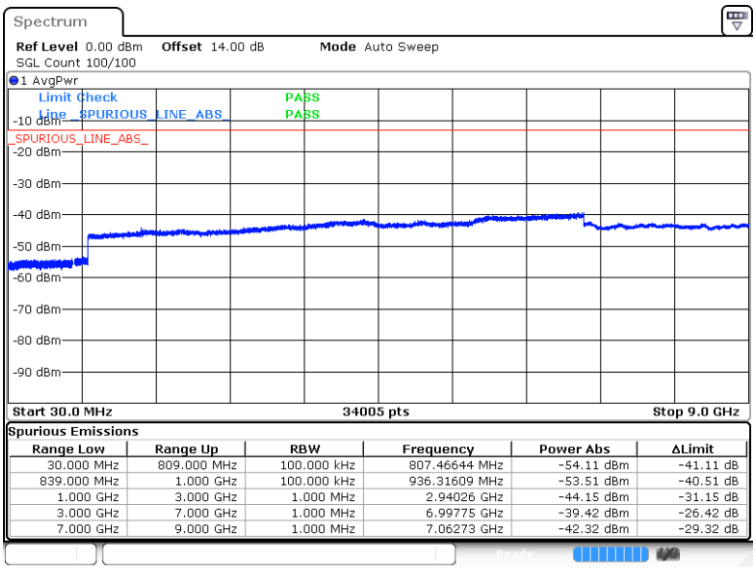

Spurious Emissions

Range Low	Range Up	RBW	Frequency	Power Abs	ΔLimit
30.000 MHz	809.000 MHz	100.000 kHz	807.46644 MHz	-54.11 dBm	-41.11 dB
839.000 MHz	1.000 GHz	100.000 kHz	936.31609 MHz	-53.51 dBm	-40.51 dB
1.000 GHz	3.000 GHz	1.000 MHz	2.94026 GHz	-44.15 dBm	-31.15 dB
3.000 GHz	7.000 GHz	1.000 MHz	6.99775 GHz	-39.42 dBm	-26.42 dB
7.000 GHz	9.000 GHz	1.000 MHz	7.06273 GHz	-42.32 dBm	-29.32 dB

Date: 30.APR.2025 15:15:09

LTE Band 26 / 10MHz

Middle Channel / QPSK

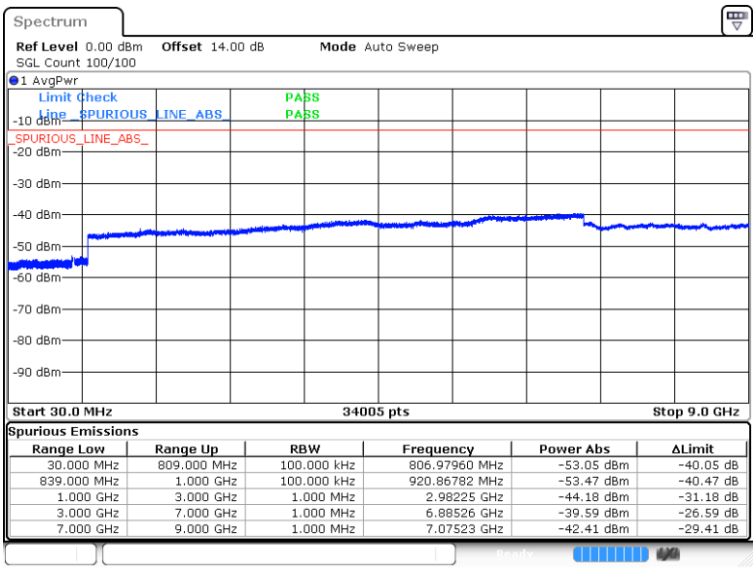

Spurious Emissions

Range Low	Range Up	RBW	Frequency	Power Abs	ΔLimit
30.000 MHz	809.000 MHz	100.000 kHz	806.97960 MHz	-53.05 dBm	-40.05 dB
839.000 MHz	1.000 GHz	100.000 kHz	920.86782 MHz	-53.47 dBm	-40.47 dB
1.000 GHz	3.000 GHz	1.000 MHz	2.98225 GHz	-44.18 dBm	-31.18 dB
3.000 GHz	7.000 GHz	1.000 MHz	6.88526 GHz	-39.59 dBm	-26.59 dB
7.000 GHz	9.000 GHz	1.000 MHz	7.07523 GHz	-42.41 dBm	-29.41 dB

Date: 30.APR.2025 15:25:43

LTE Band 26 / 15MHz

Middle Channel / QPSK

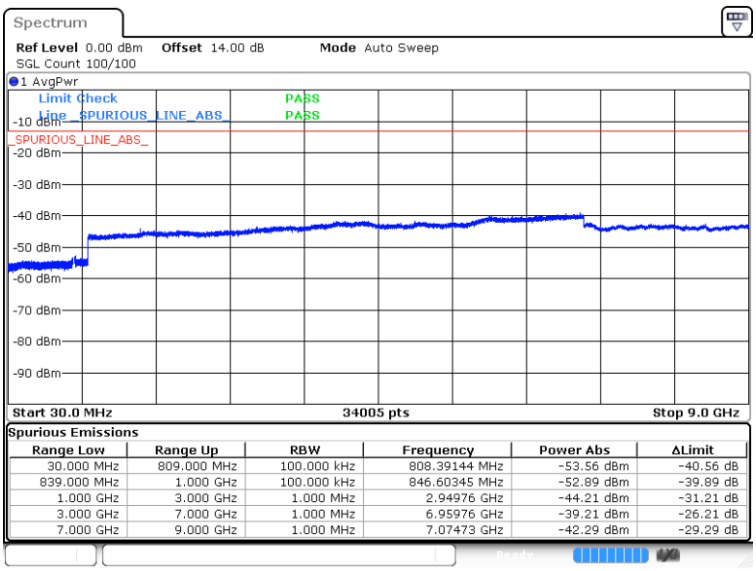

Spurious Emissions

Range Low	Range Up	RBW	Frequency	Power Abs	ΔLimit
30.000 MHz	809.000 MHz	100.000 kHz	808.39144 MHz	-53.56 dBm	-40.56 dB
839.000 MHz	1.000 GHz	100.000 kHz	846.60345 MHz	-52.89 dBm	-39.89 dB
1.000 GHz	3.000 GHz	1.000 MHz	2.94976 GHz	-44.21 dBm	-31.21 dB
3.000 GHz	7.000 GHz	1.000 MHz	6.95976 GHz	-39.21 dBm	-26.21 dB
7.000 GHz	9.000 GHz	1.000 MHz	7.07473 GHz	-42.29 dBm	-29.29 dB

Date: 30.APR.2025 15:33:17

Frequency Stability

Test Conditions		LTE Band 26 (QPSK) / Middle Channel	Limit
Temperature (°C)	Voltage (Volt)	BW 10MHz	≤2.5ppm
		Deviation (ppm)	Result
50	Normal Voltage	0.0003	PASS
40	Normal Voltage	0.0001	
30	Normal Voltage	0.0003	
20(Ref.)	Normal Voltage	0.0000	
10	Normal Voltage	0.0001	
0	Normal Voltage	0.0024	
-10	Normal Voltage	0.0002	
-20	Normal Voltage	0.0006	
-30	Normal Voltage	0.0003	
20	Maximum Voltage	0.0001	
20	Normal Voltage	0.0000	
20	Battery End Point	0.0002	

Note: Normal Voltage = 3.93 V. ; Battery End Point (BEP) = 3.7 V. ; Maximum Voltage = 4.3 V.

Appendix B. Test Results of Radiated Test

Radiated Spurious Emission

Test Engineer :	LiangPing Zhou	Temperature :	22~25℃
		Relative Humidity :	48~52%

Note: Pre-scanned harmonic for the different antennas, we choose the worst antenna mode to perform final test and record in the report.

LTE Band 26 / 10MHz / QPSK / Ant. 0									
Channel	Frequency (MHz)	ERP (dBm)	Limit (dBm)	Over Limit (dB)	SPA Reading (dBm)	S.G. Power (dBm)	TX Cable loss (dB)	TX Antenna Gain (dBi)	Polarization (H/V)
Middle	1629	-65.81	-13	-52.81	-75.31	-69.06	4.00	9.40	H
	2443.5	-63.30	-13	-50.30	-77.33	-66.87	4.88	10.60	H
	3258	-61.79	-13	-48.79	-77.93	-66.72	5.52	12.60	H
	1629	-66.13	-13	-53.13	-75.53	-69.38	4.00	9.40	V
	2443.5	-63.04	-13	-50.04	-77.05	-66.61	4.88	10.60	V
	3258	-62.08	-13	-49.08	-78.08	-67.01	5.52	12.60	V

Remark: Spurious emissions within 30-1000MHz were found more than 20dB below limit line.