11G-CDD_Ant16_2462

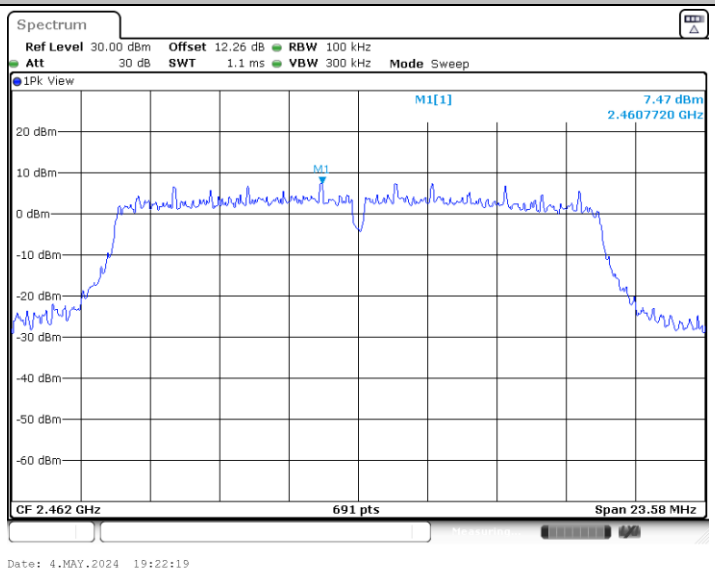

11G-CDD_Ant7_2462

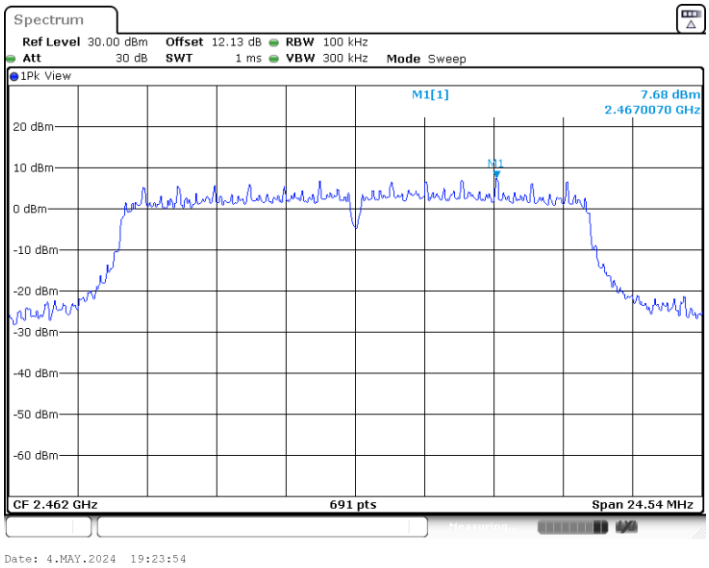

11BE20MIMO_Ant16_2412

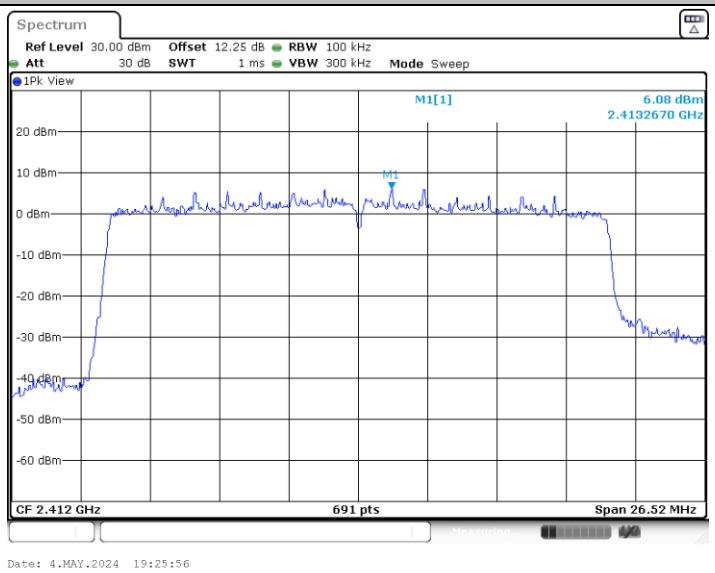

11BE20MIMO_Ant7_2412

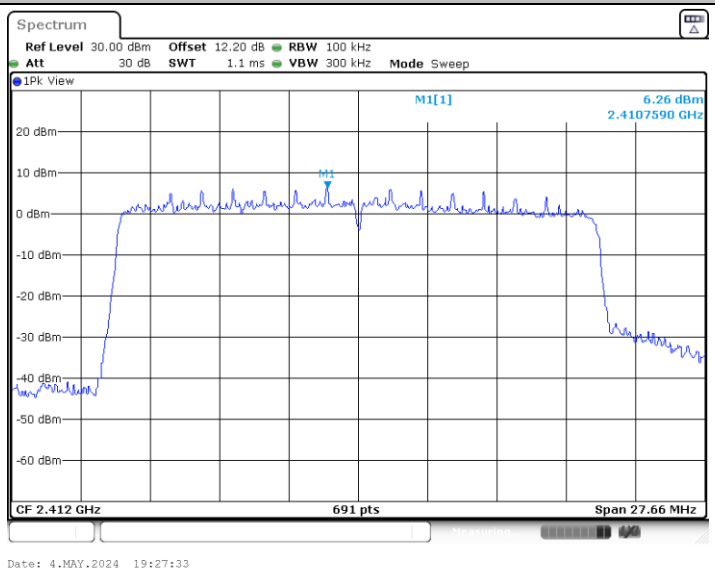

11BE20MIMO_Ant16_2437

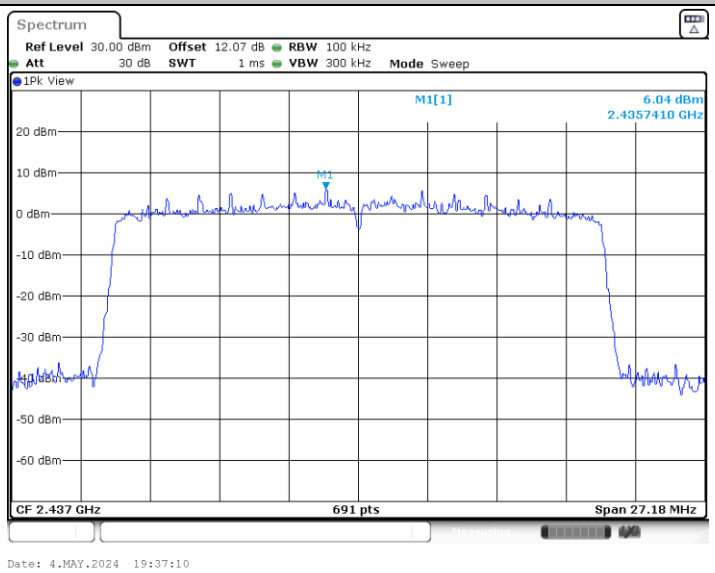

11BE20MIMO_Ant7_2437

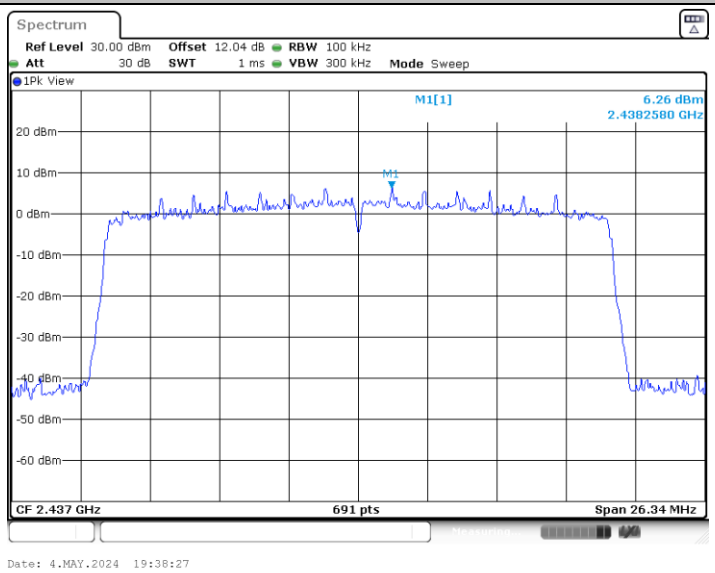

11BE20MIMO_Ant16_2462

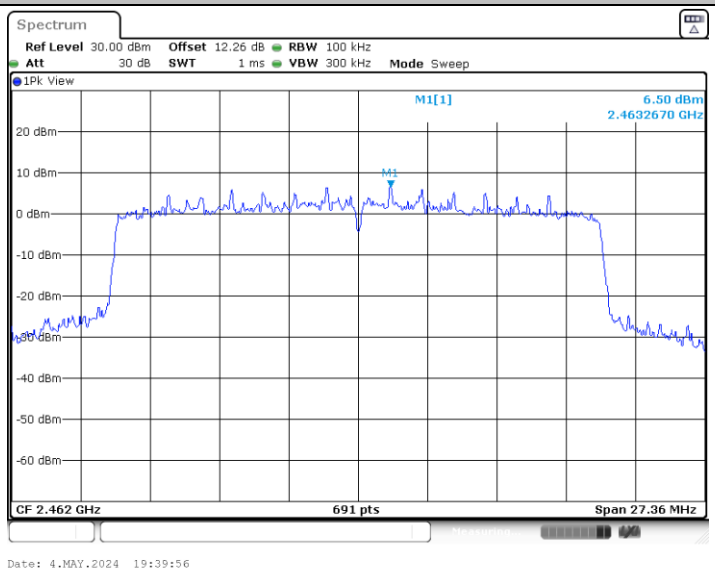

11BE20MIMO_Ant7_2462

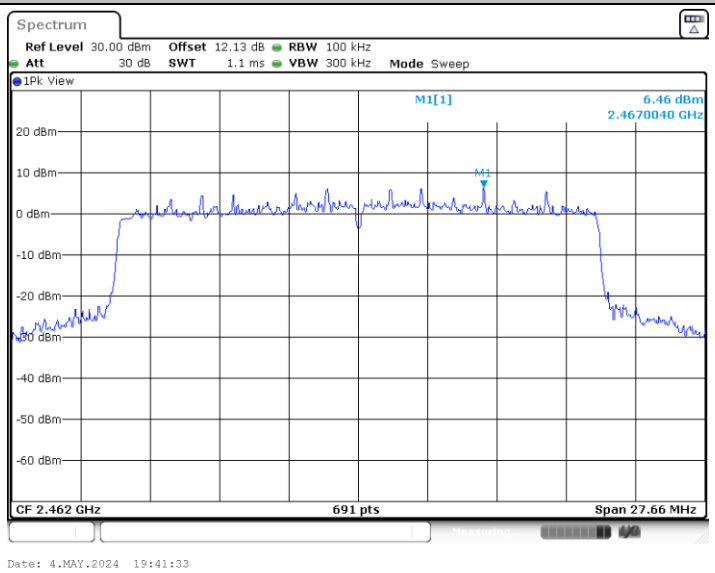

11BE40MIMO_Ant16_2422

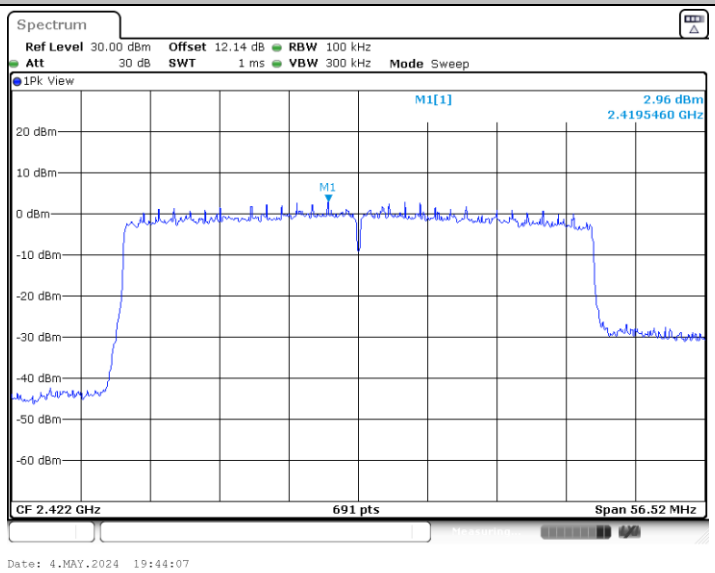

11BE40MIMO_Ant7_2422

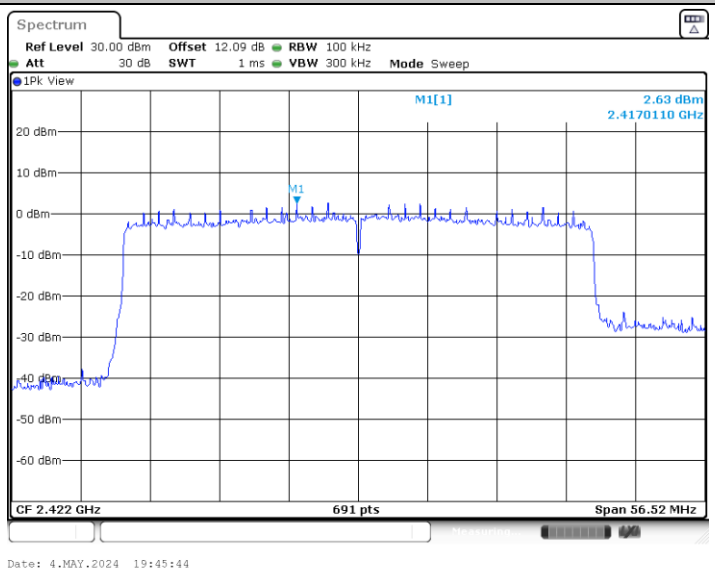

11BE40MIMO_Ant16_2437

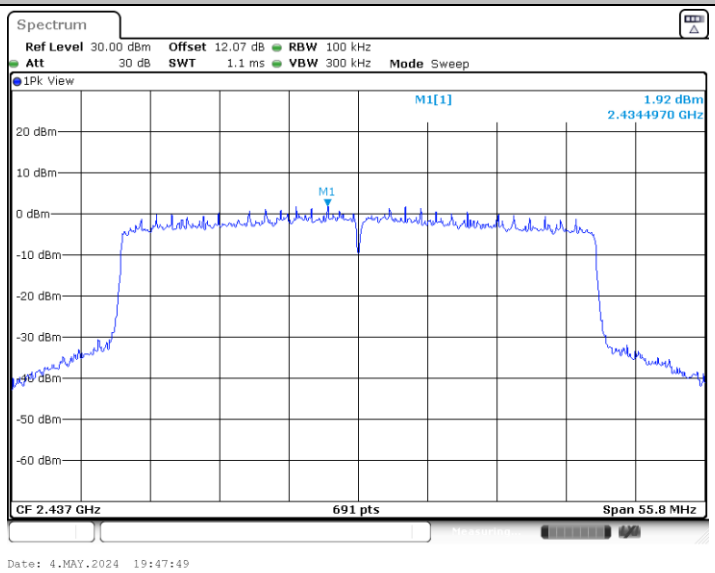

11BE40MIMO_Ant7_2437

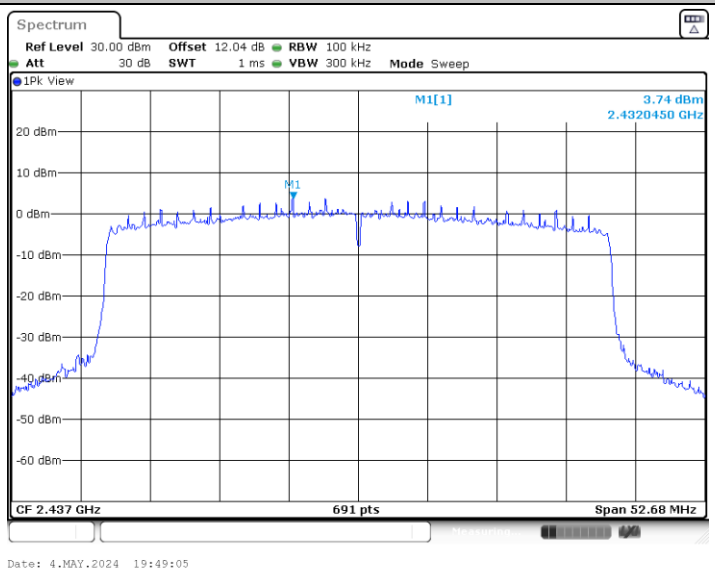

11BE40MIMO_Ant16_2452

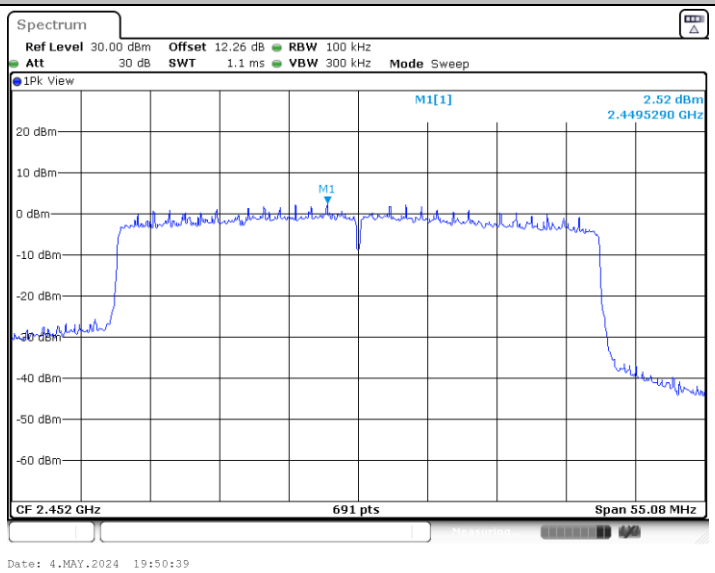

11BE40MIMO_Ant7_2452

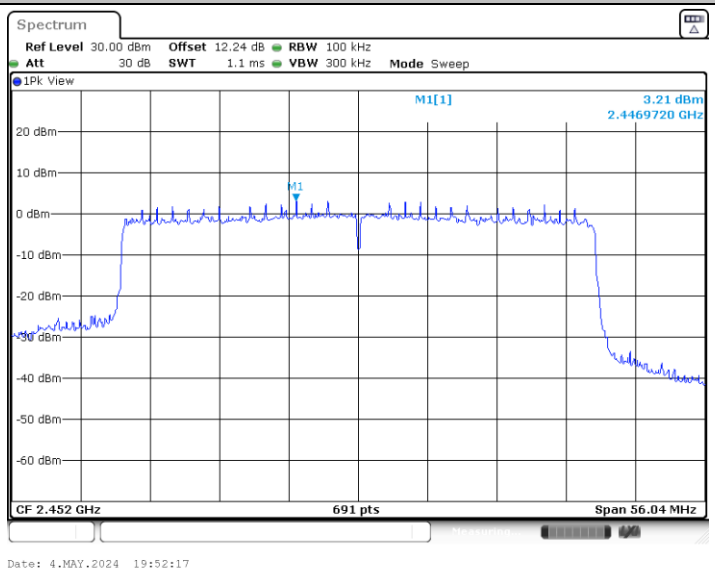

Band edge measurements

Test Result

TestMode	Antenna	ChName	Freq(MHz)	RefLevel[dBm /100KHz]	Result[dBm /100KHz]	Limit[dBm /100KHz]	Verdict
11B-CDD	Ant16	Low	2412	10.03	-38.63	≤-9.97	PASS
	Ant7	Low	2412	10.00	-39.04	≤-10	PASS
	Ant16	High	2462	10.08	-43.2	≤-9.92	PASS
	Ant7	High	2462	9.94	-43.73	≤-10.06	PASS
11G-CDD	Ant16	Low	2412	7.20	-34.13	≤-12.8	PASS
	Ant7	Low	2412	7.15	-39.23	≤-12.85	PASS
	Ant16	High	2462	7.47	-43.28	≤-12.53	PASS
	Ant7	High	2462	7.68	-42.4	≤-12.32	PASS
11BE20MIMO	Ant16	Low	2412	6.08	-39.3	≤-13.92	PASS
	Ant7	Low	2412	6.26	-39.51	≤-13.74	PASS
	Ant16	High	2462	6.50	-41.67	≤-13.5	PASS
	Ant7	High	2462	6.46	-42.85	≤-13.54	PASS
11BE40MIMO	Ant16	Low	2422	2.96	-43.02	≤-17.04	PASS
	Ant7	Low	2422	2.63	-38.04	≤-17.37	PASS
	Ant16	High	2452	2.52	-43.62	≤-17.48	PASS
	Ant7	High	2452	3.21	-38.46	≤-16.79	PASS

Test Graphs

11B-CDD_Ant16_Low_2412

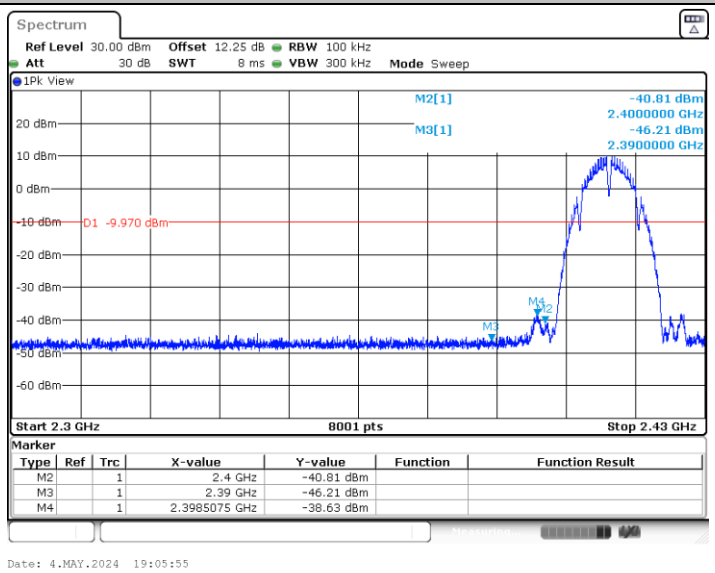

11B-CDD_Ant7_Low_2412

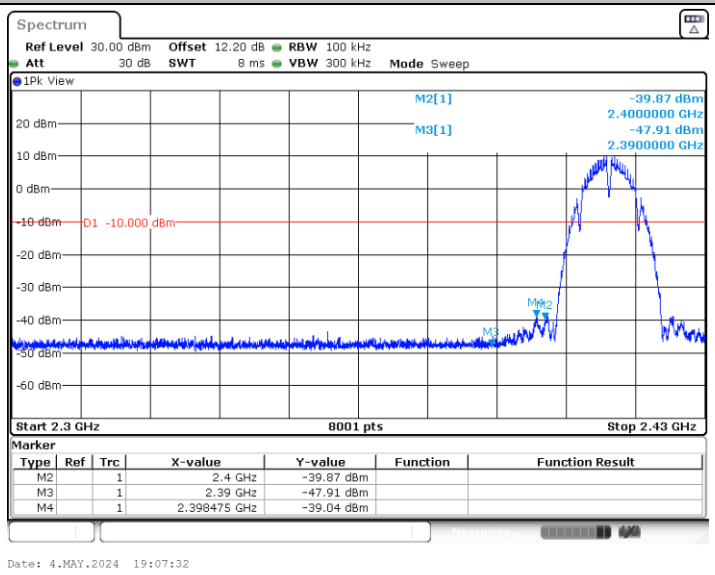

11B-CDD_Ant16_High_2462

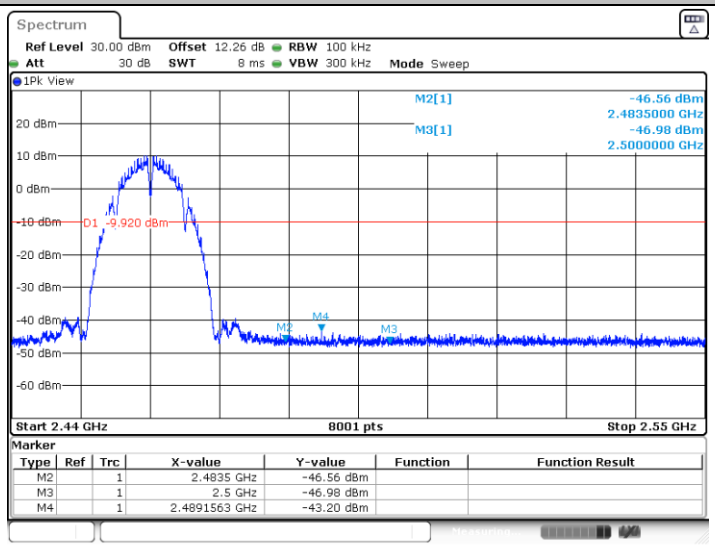

11B-CDD_Ant7_High_2462

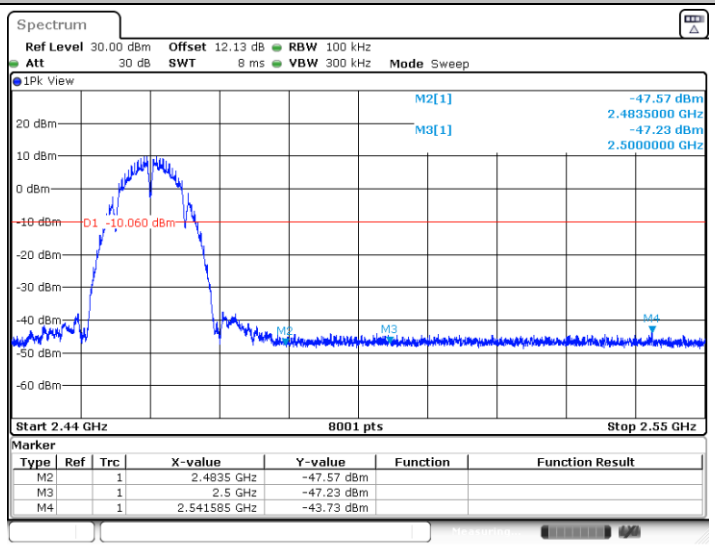

11G-CDD_Ant16_Low_2412

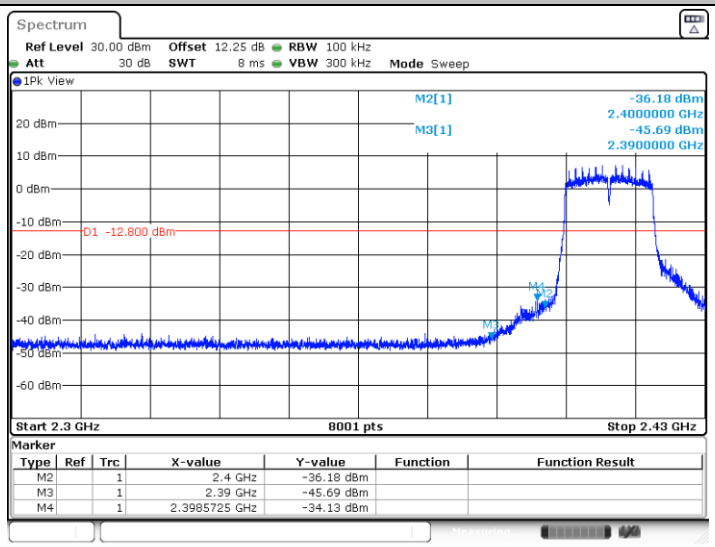

11G-CDD_Ant7_Low_2412

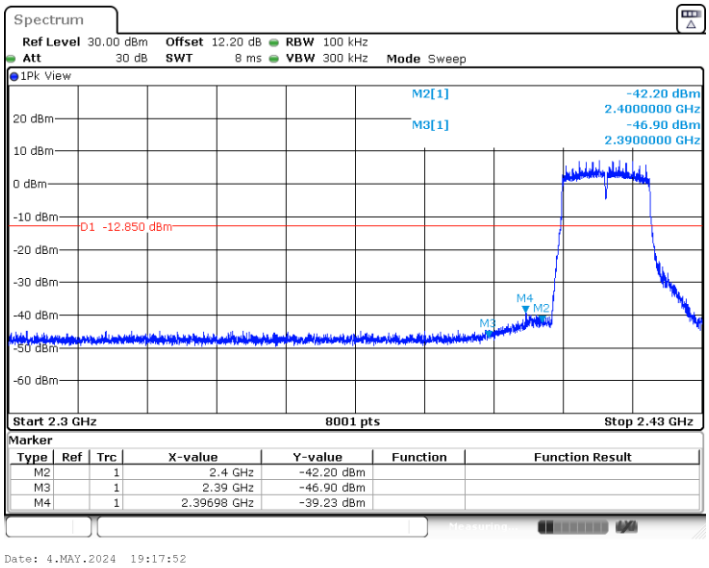

11G-CDD_Ant16_High_2462

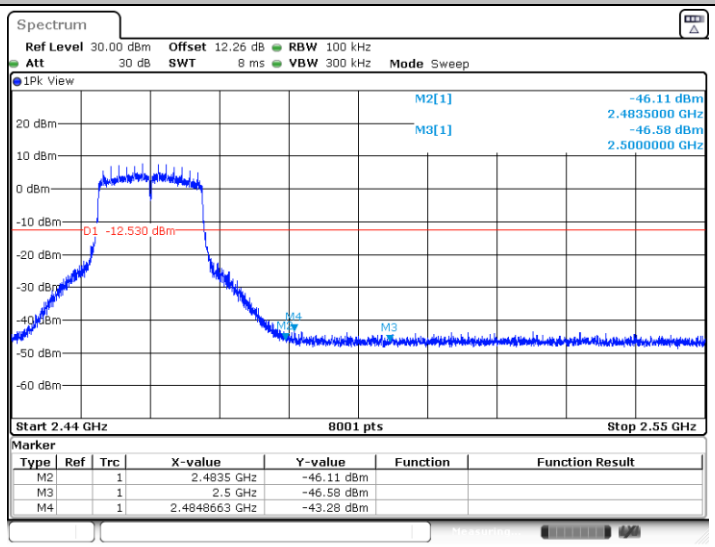

11G-CDD_Ant7_High_2462

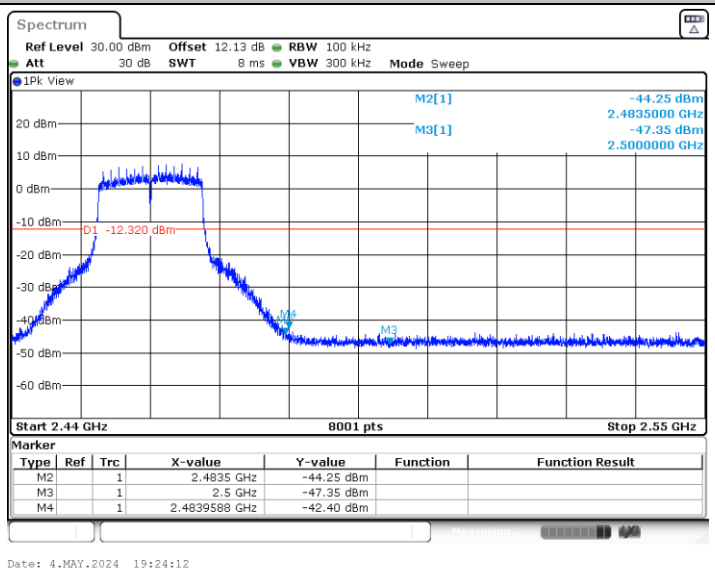

11BE20MIMO_Ant16_Low_2412

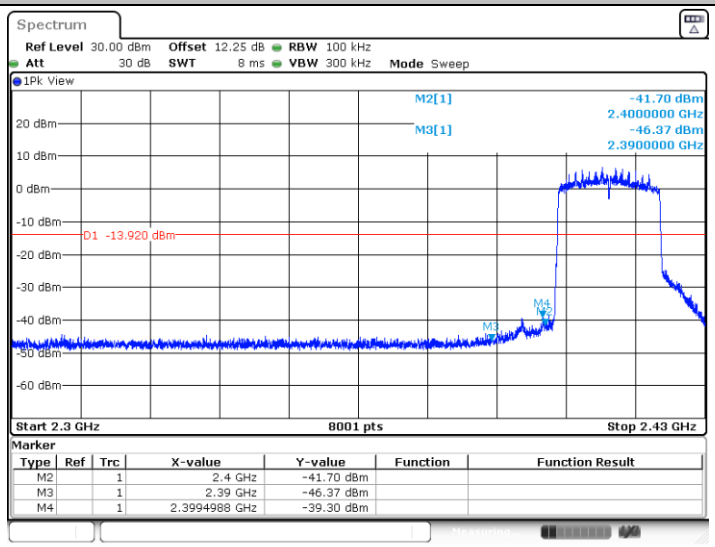

11BE20MIMO_Ant7_Low_2412

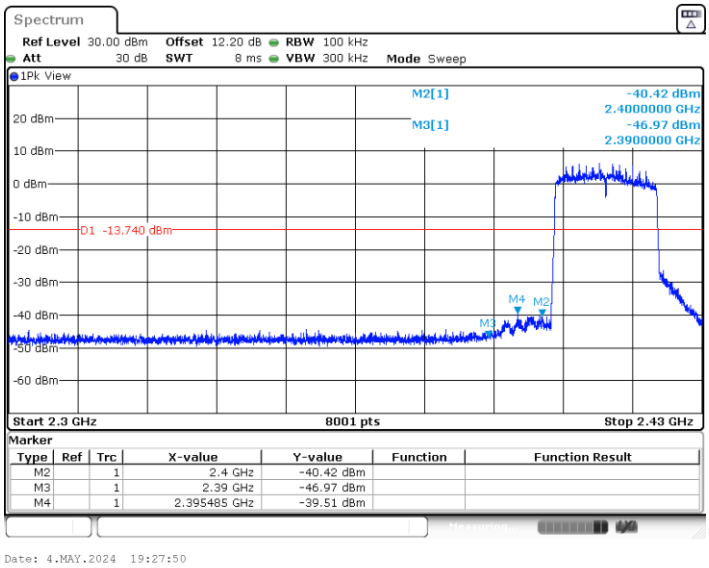

11BE20MIMO_Ant16_High_2462

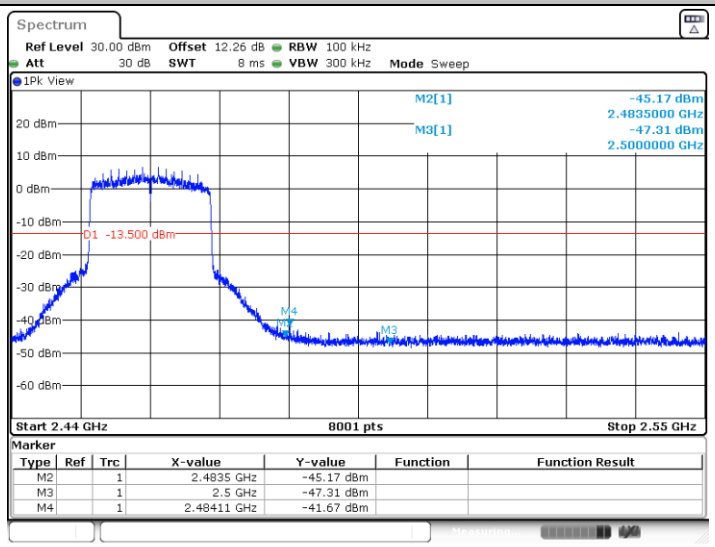

11BE20MIMO_Ant7_High_2462

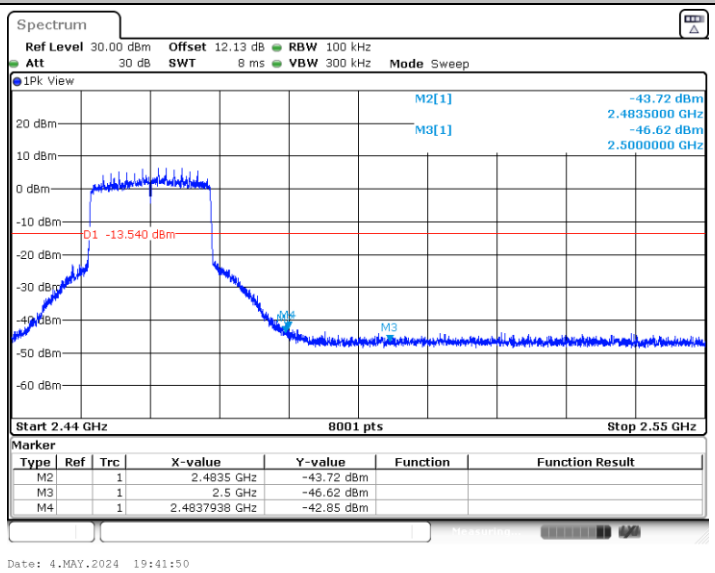

11BE40MIMO_Ant16_Low_2422

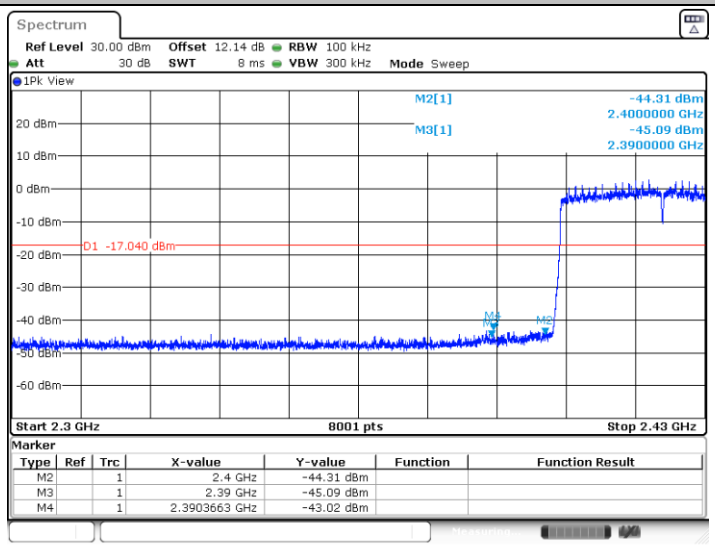

11BE40MIMO_Ant7_Low_2422

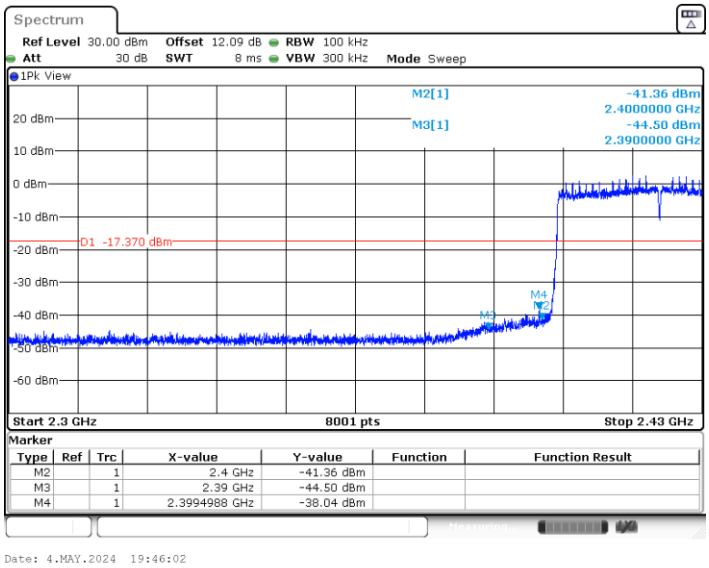

11BE40MIMO_Ant16_High_2452

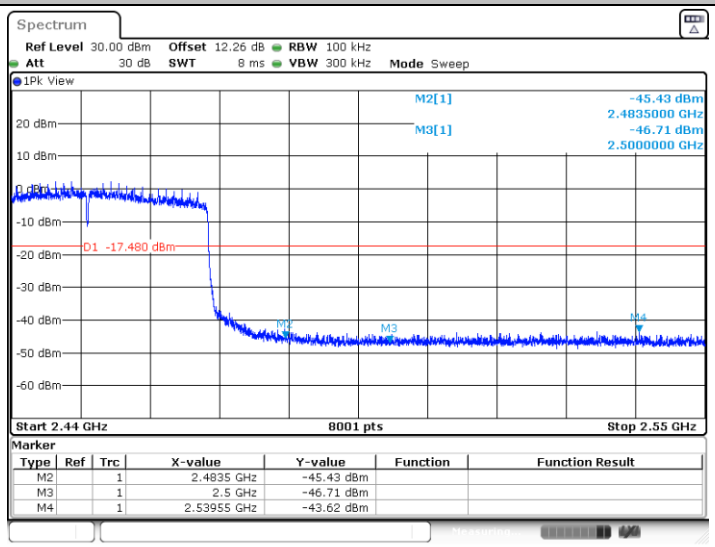

11BE40MIMO_Ant7_High_2452

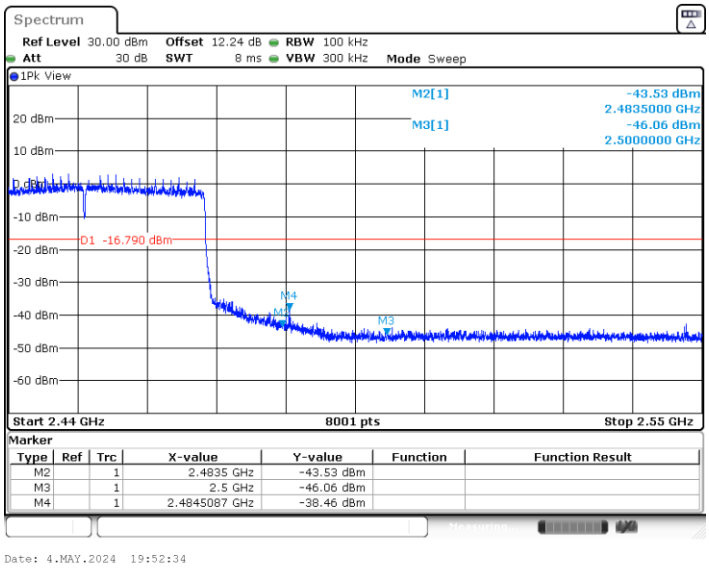

Conducted Spurious Emission

Test Result

TestMode	Antenna	Freq(MHz)	FreqRange [Mhz]	RefLevel [dBm/100KHz]	Result [dBm/100KHz]	Limit [dBm/100KHz]	Verdict
11B-CDD	Ant16	2412	30~1000	10.03	-45.6	≤-9.97	PASS
			1000~26500	10.03	-36.42	≤-9.97	PASS
	Ant7	2412	30~1000	10.00	-45.54	≤-10	PASS
			1000~26500	10.00	-34.94	≤-10	PASS
	Ant16	2437	30~1000	9.65	-45.67	≤-10.35	PASS
			1000~26500	9.65	-35.84	≤-10.35	PASS
	Ant7	2437	30~1000	10.33	-45.2	≤-9.67	PASS
			1000~26500	10.33	-36.8	≤-9.67	PASS
	Ant16	2462	30~1000	10.08	-45.32	≤-9.92	PASS
			1000~26500	10.08	-36.22	≤-9.92	PASS
	Ant7	2462	30~1000	9.94	-45.03	≤-10.06	PASS
			1000~26500	9.94	-36.35	≤-10.06	PASS
11G-CDD	Ant16	2412	30~1000	7.20	-44.68	≤-12.8	PASS
			1000~26500	7.20	-36.21	≤-12.8	PASS
	Ant7	2412	30~1000	7.15	-45.58	≤-12.85	PASS
			1000~26500	7.15	-35.97	≤-12.85	PASS
	Ant16	2437	30~1000	6.64	-44.66	≤-13.36	PASS
			1000~26500	6.64	-35.05	≤-13.36	PASS
	Ant7	2437	30~1000	7.22	-45.82	≤-12.78	PASS
			1000~26500	7.22	-36.55	≤-12.78	PASS
	Ant16	2462	30~1000	7.47	-45.48	≤-12.53	PASS
			1000~26500	7.47	-36.43	≤-12.53	PASS
	Ant7	2462	30~1000	7.68	-45.89	≤-12.32	PASS
			1000~26500	7.68	-36.34	≤-12.32	PASS
11BE20MIMO	Ant16	2412	30~1000	6.08	-45.17	≤-13.92	PASS
			1000~26500	6.08	-35.42	≤-13.92	PASS
	Ant7	2412	30~1000	6.26	-45.25	≤-13.74	PASS
			1000~26500	6.26	-35.74	≤-13.74	PASS
	Ant16	2437	30~1000	6.04	-45.04	≤-13.96	PASS
			1000~26500	6.04	-35.51	≤-13.96	PASS
	Ant7	2437	30~1000	6.26	-45.56	≤-13.74	PASS
			1000~26500	6.26	-36.74	≤-13.74	PASS
	Ant16	2462	30~1000	6.50	-44.94	≤-13.5	PASS

			1000~26500	6.50	-36.24	≤-13.5	PASS
	Ant7	2462	30~1000	6.46	-44.68	≤-13.54	PASS
			1000~26500	6.46	-35.65	≤-13.54	PASS
11BE40MIMO	Ant16	2422	30~1000	2.96	-45.62	≤-17.04	PASS
			1000~26500	2.96	-36.45	≤-17.04	PASS
	Ant7	2422	30~1000	2.63	-45.11	≤-17.37	PASS
			1000~26500	2.63	-36.32	≤-17.37	PASS
	Ant16	2437	30~1000	1.92	-45.64	≤-18.08	PASS
			1000~26500	1.92	-36.74	≤-18.08	PASS
	Ant7	2437	30~1000	3.74	-45.47	≤-16.26	PASS
			1000~26500	3.74	-36.87	≤-16.26	PASS
	Ant16	2452	30~1000	2.52	-45.51	≤-17.48	PASS
			1000~26500	2.52	-36.18	≤-17.48	PASS
	Ant7	2452	30~1000	3.21	-45.23	≤-16.79	PASS
			1000~26500	3.21	-36.37	≤-16.79	PASS

Test Graphs

11B-CDD_Ant16_2412_30~1000

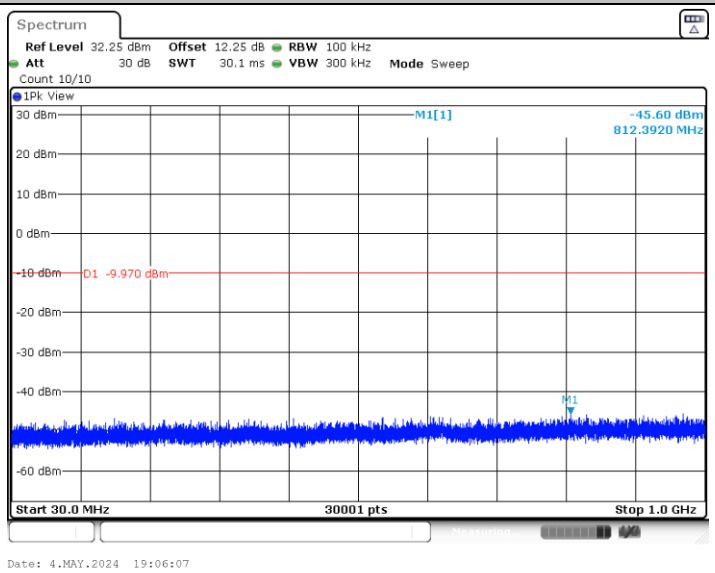

11B-CDD_Ant16_2412_1000~26500

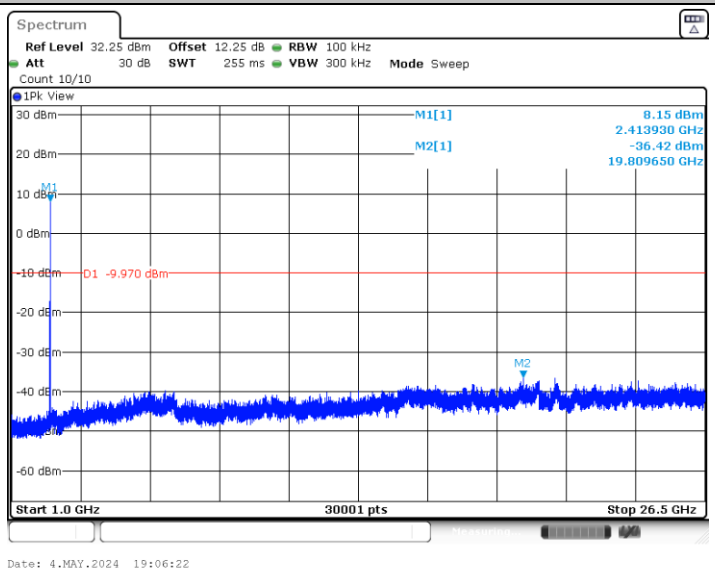

11B-CDD_Ant7_2412_30~1000

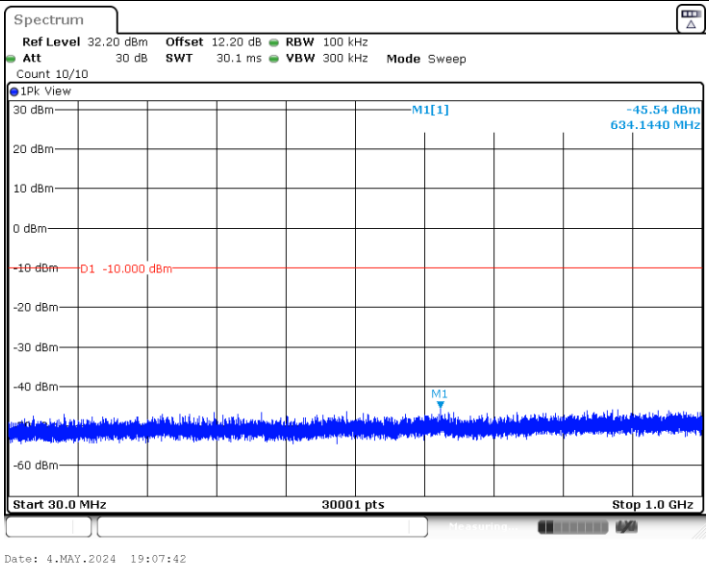

11B-CDD_Ant7_2412_1000~26500

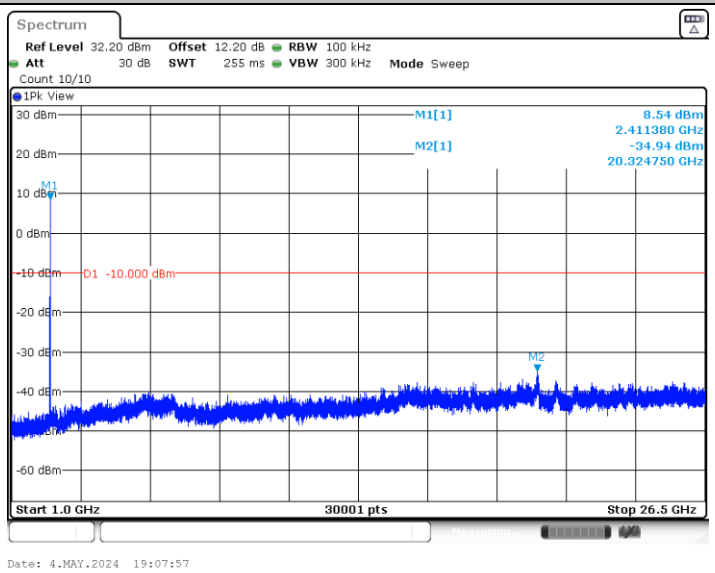

11B-CDD_Ant16_2437_30~1000

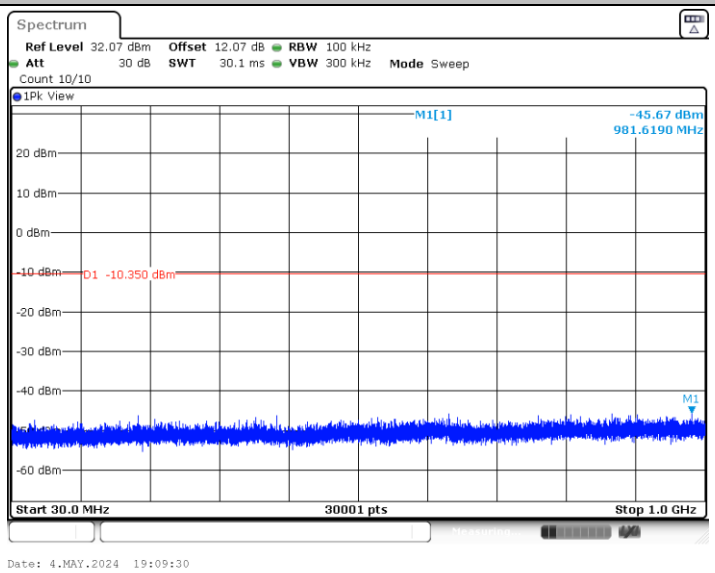

11B-CDD_Ant16_2437_1000~26500

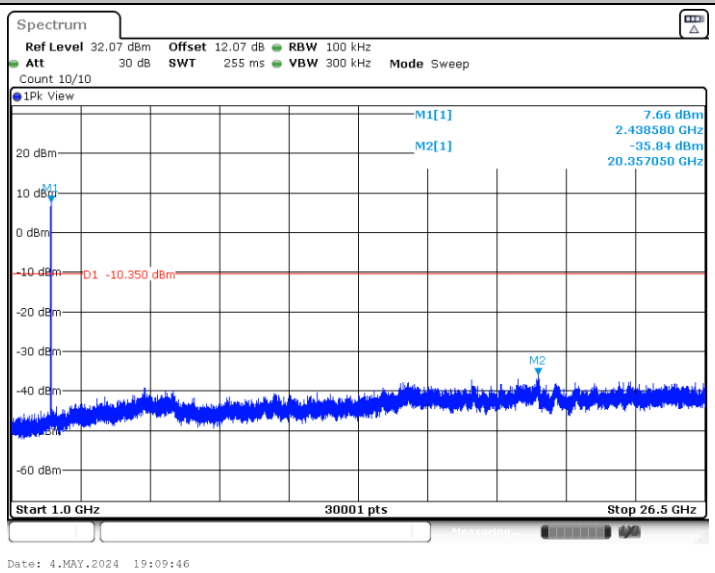

11B-CDD_Ant7_2437_30~1000

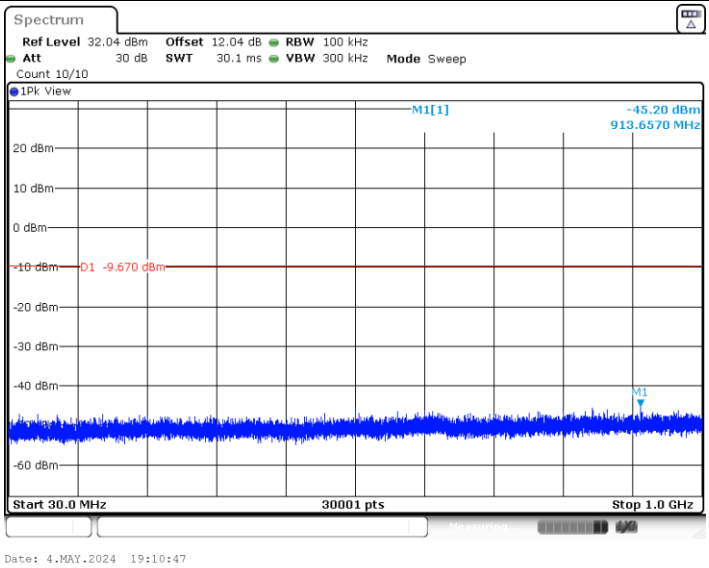

11B-CDD_Ant7_2437_1000~26500

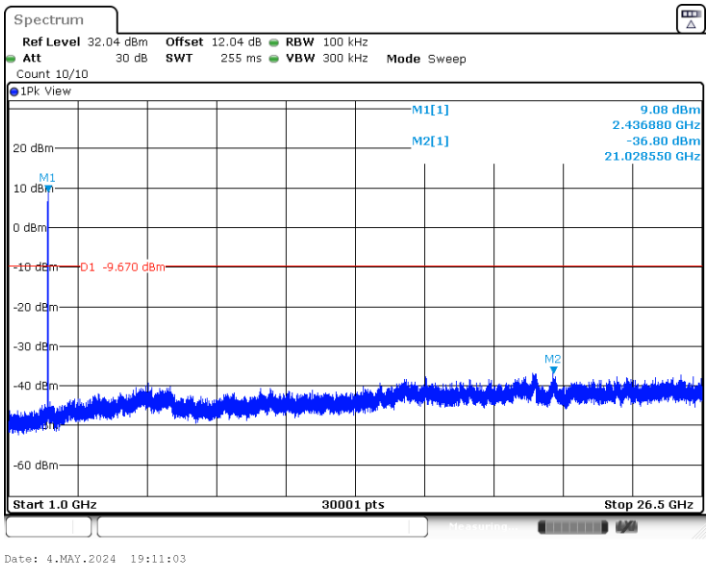

11B-CDD_Ant16_2462_30~1000

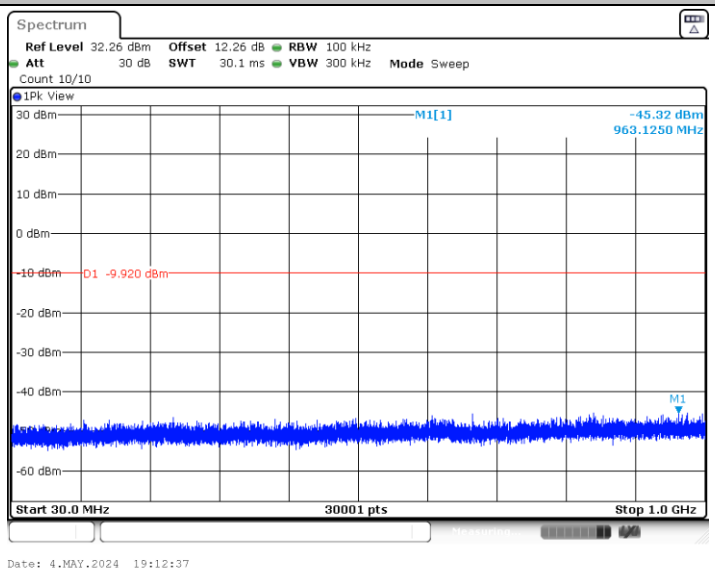

11B-CDD_Ant16_2462_1000~26500

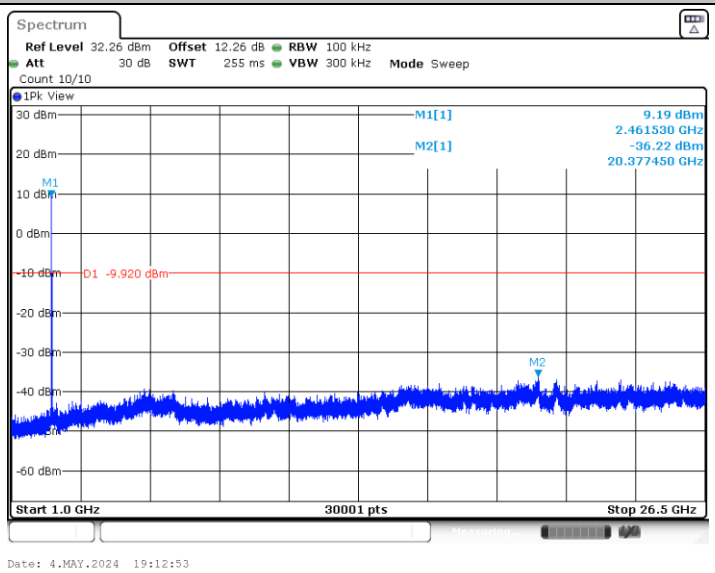

11B-CDD_Ant7_2462_30~1000

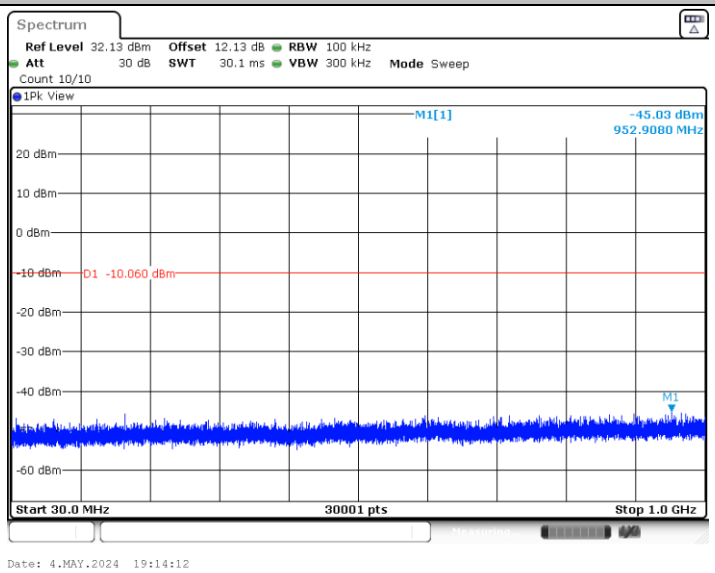

11B-CDD_Ant7_2462_1000~26500

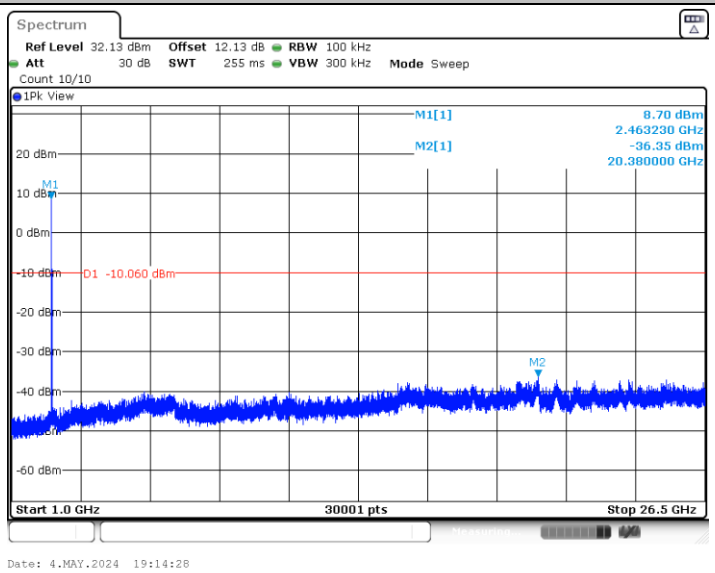

11G-CDD_Ant16_2412_30~1000

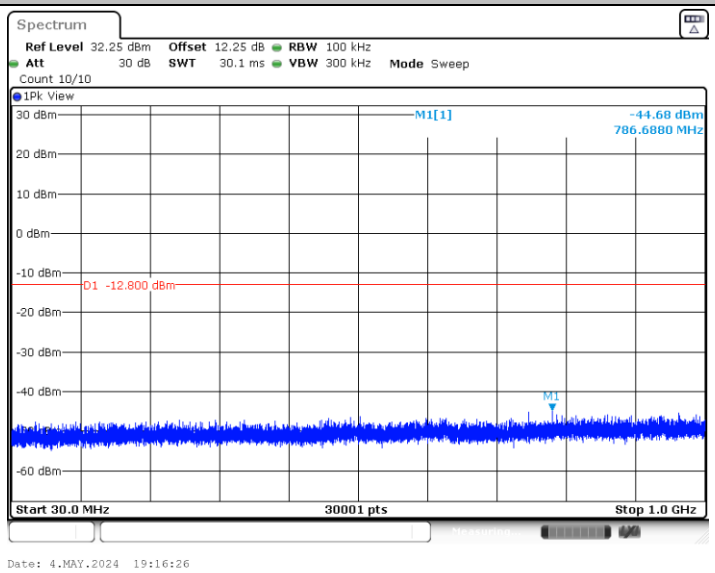

11G-CDD_Ant16_2412_1000~26500

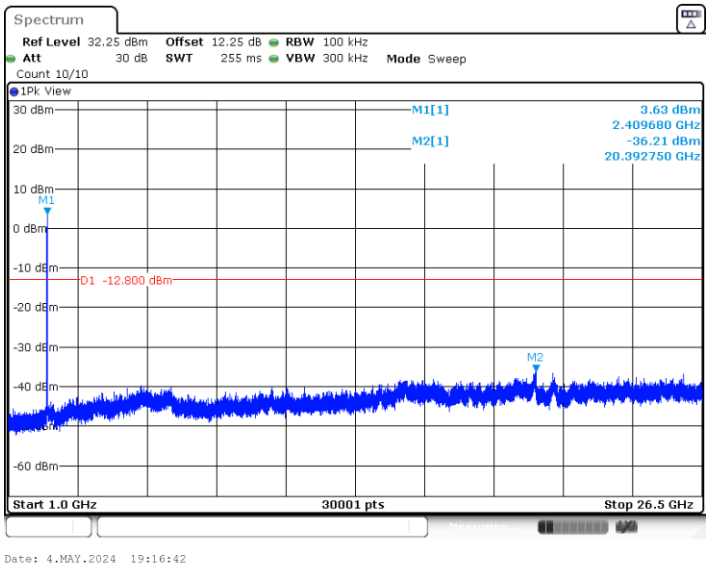

11G-CDD_Ant7_2412_30~1000

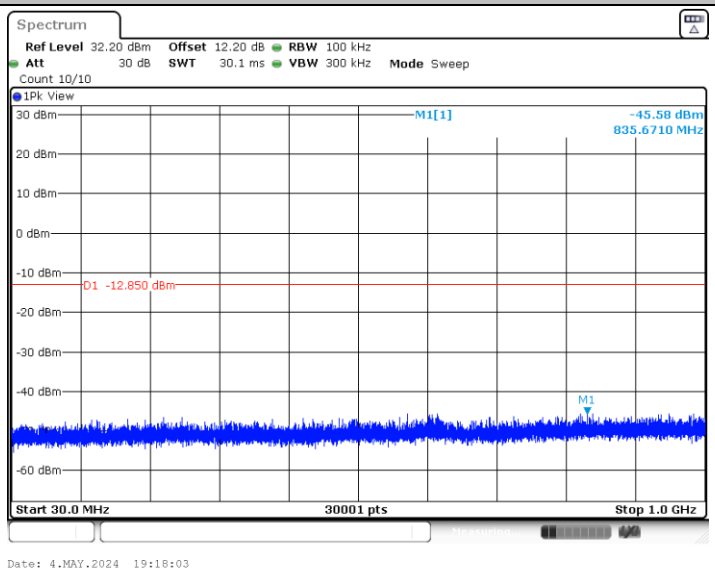

11G-CDD_Ant7_2412_1000~26500

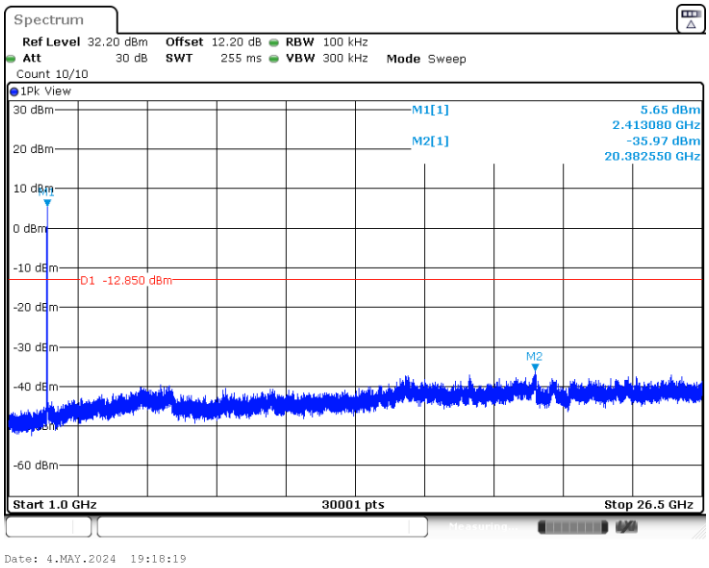

11G-CDD_Ant16_2437_30~1000

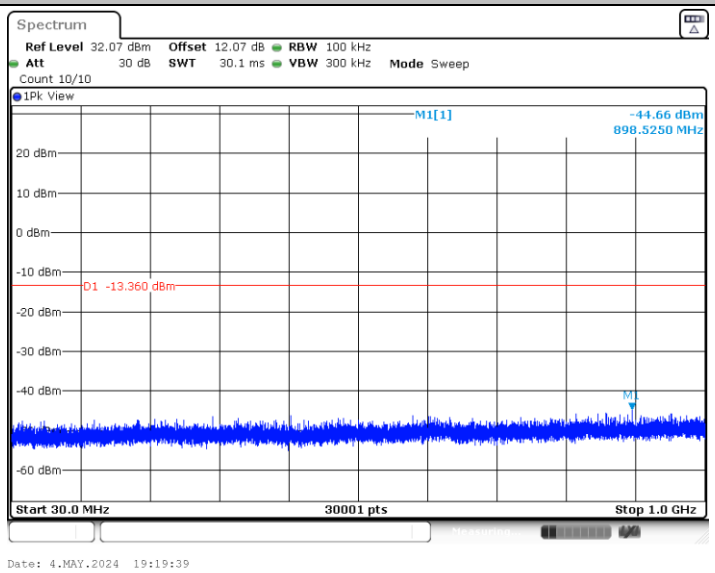

11G-CDD_Ant16_2437_1000~26500

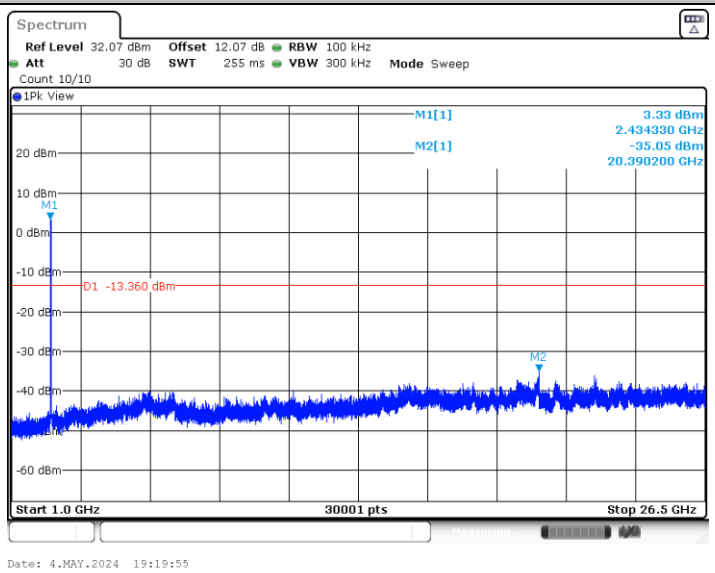

11G-CDD_Ant7_2437_30~1000

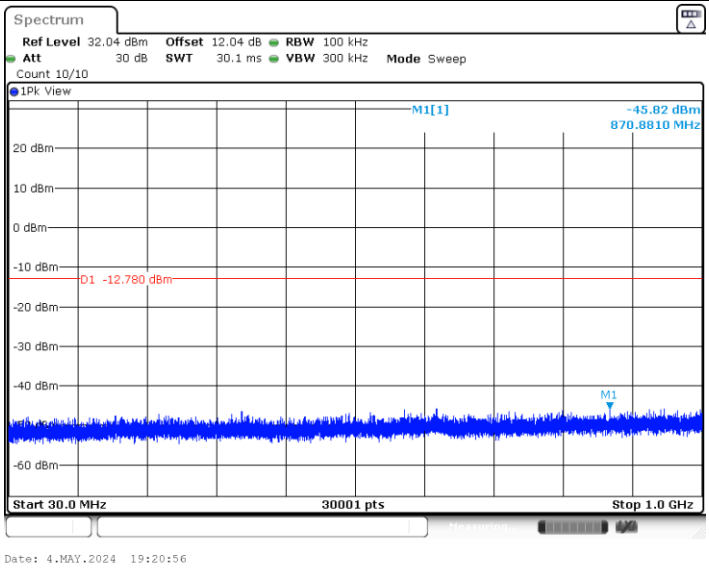

11G-CDD_Ant7_2437_1000~26500

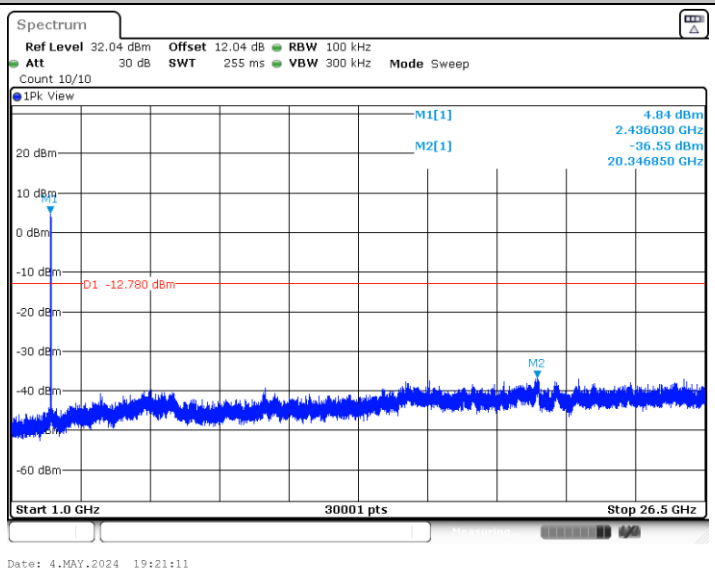

11G-CDD_Ant16_2462_30~1000

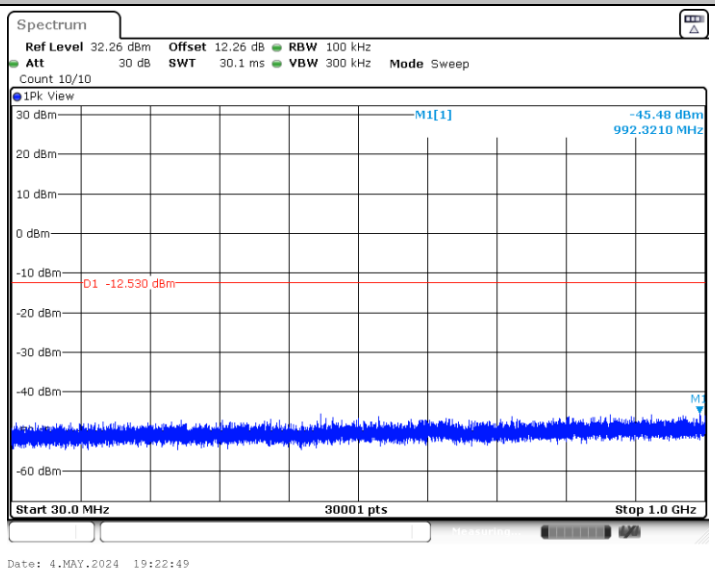

11G-CDD_Ant16_2462_1000~26500

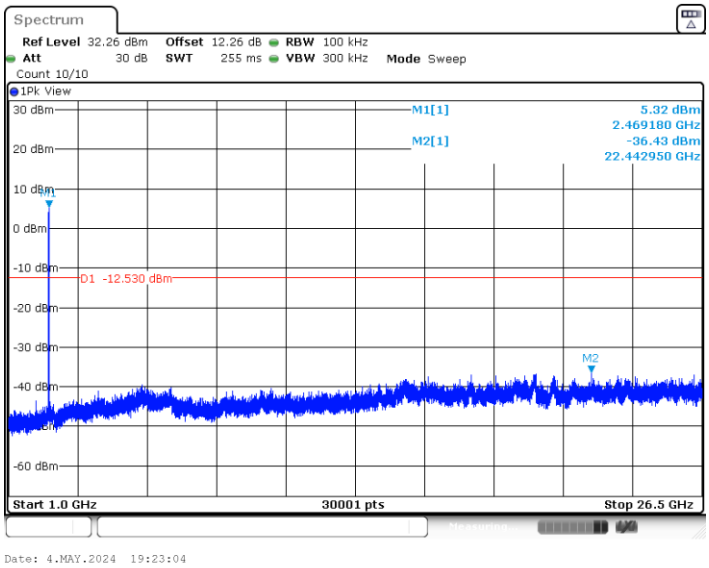

11G-CDD_Ant7_2462_30~1000

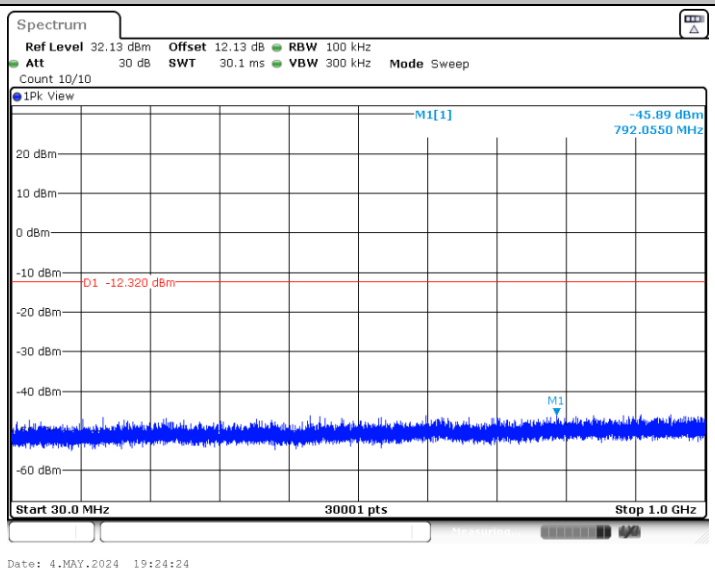

11G-CDD_Ant7_2462_1000~26500

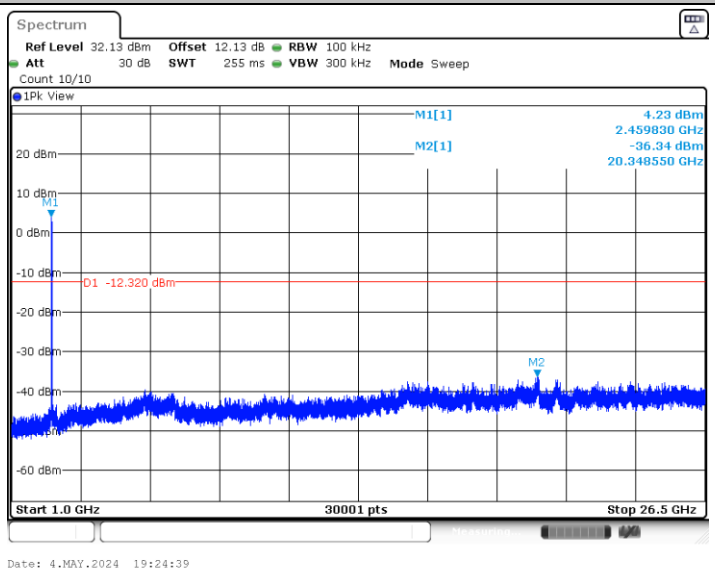

11BE20MIMO_Ant16_2412_30~1000

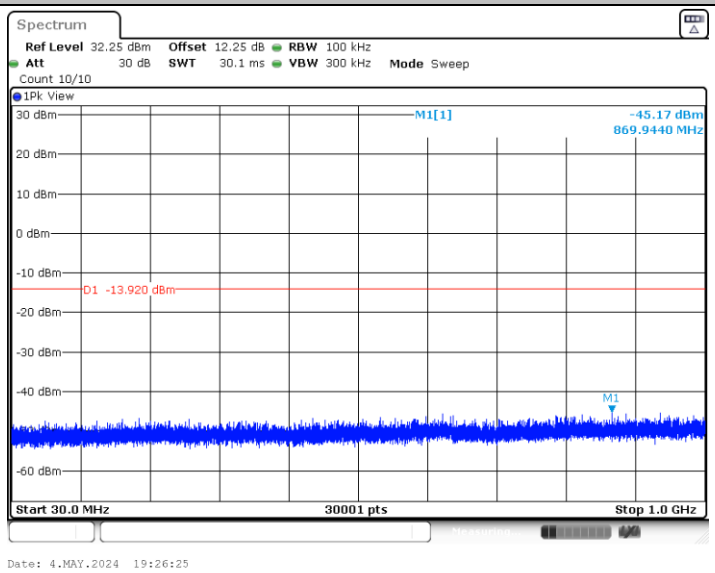

11BE20MIMO_Ant16_2412_1000~26500

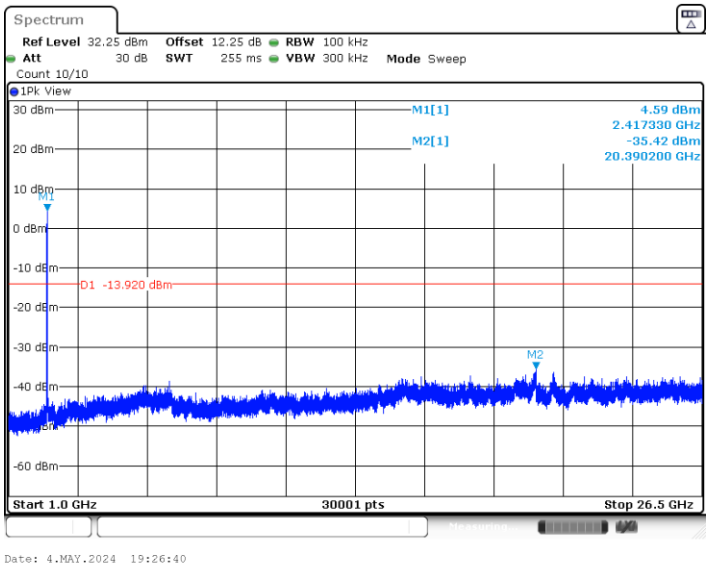

11BE20MIMO_Ant7_2412_30~1000

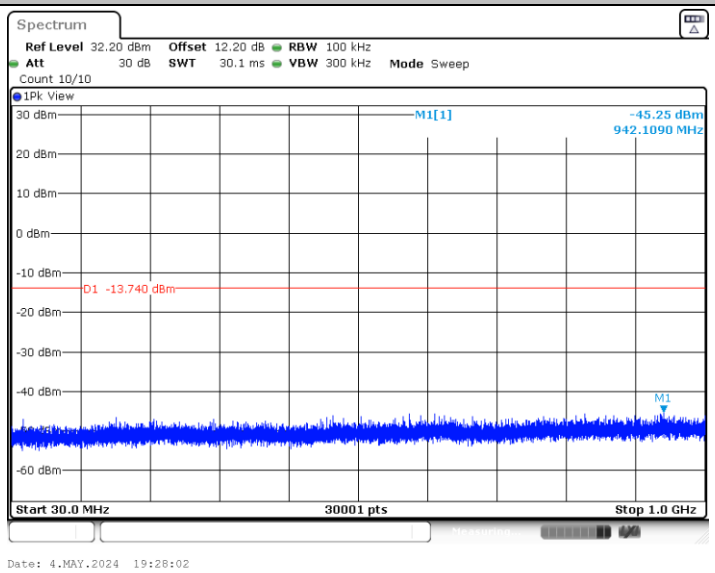

11BE20MIMO_Ant7_2412_1000~26500

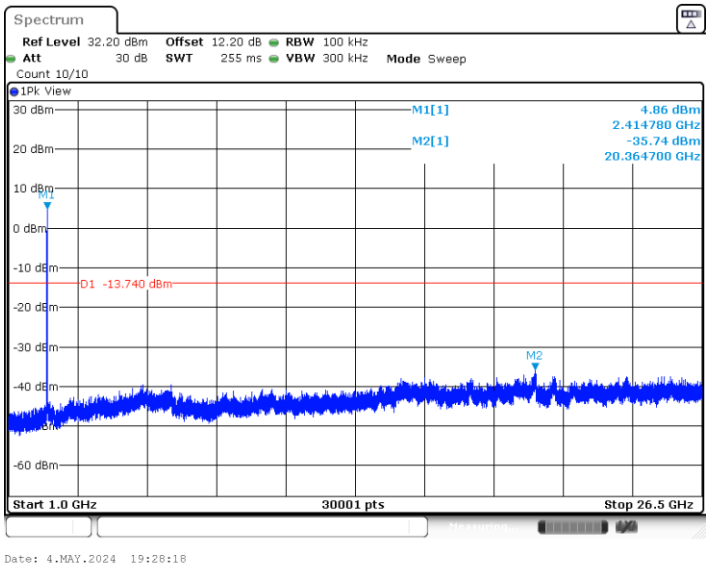

11BE20MIMO_Ant16_2437_30~1000

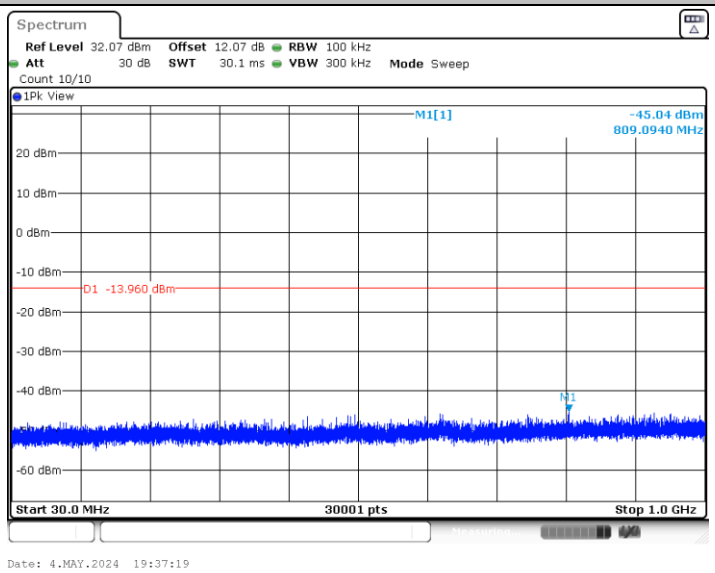

11BE20MIMO_Ant16_2437_1000~26500

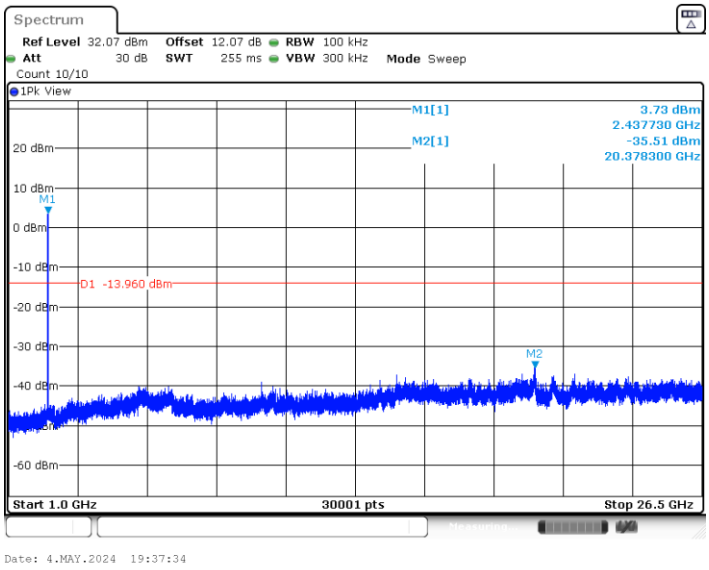

11BE20MIMO_Ant7_2437_30~1000

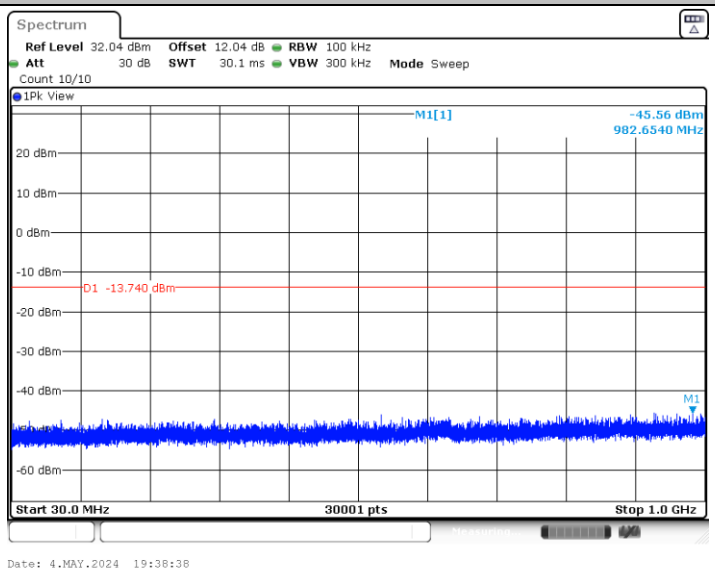

11BE20MIMO_Ant7_2437_1000~26500

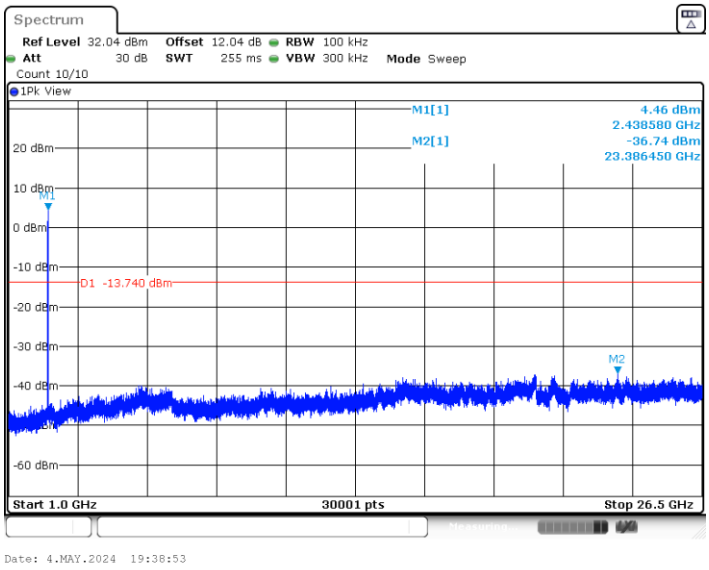

11BE20MIMO_Ant16_2462_30~1000

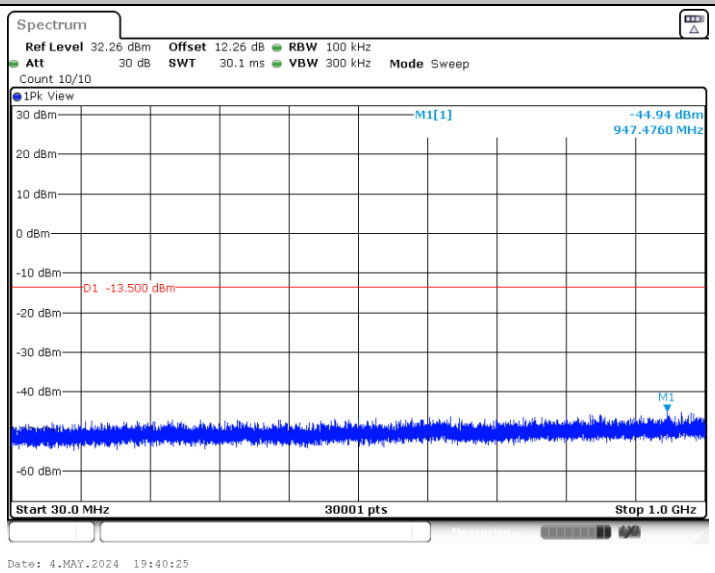

11BE20MIMO_Ant16_2462_1000~26500

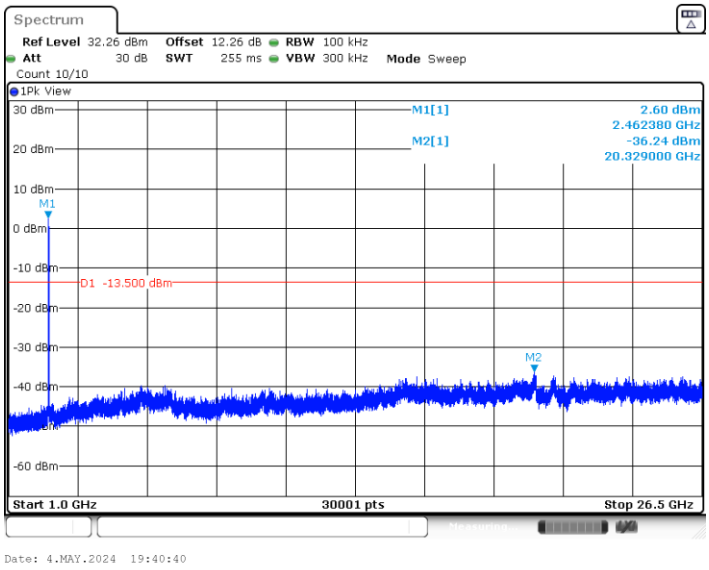

11BE20MIMO_Ant7_2462_30~1000

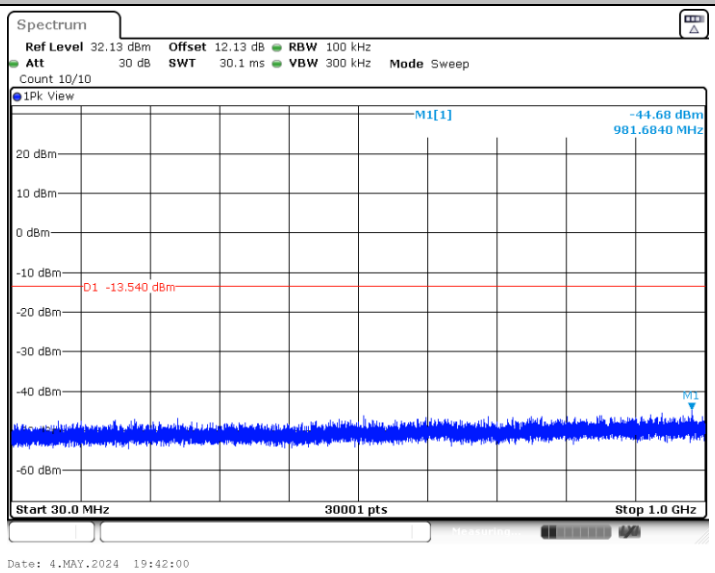

11BE20MIMO_Ant7_2462_1000~26500

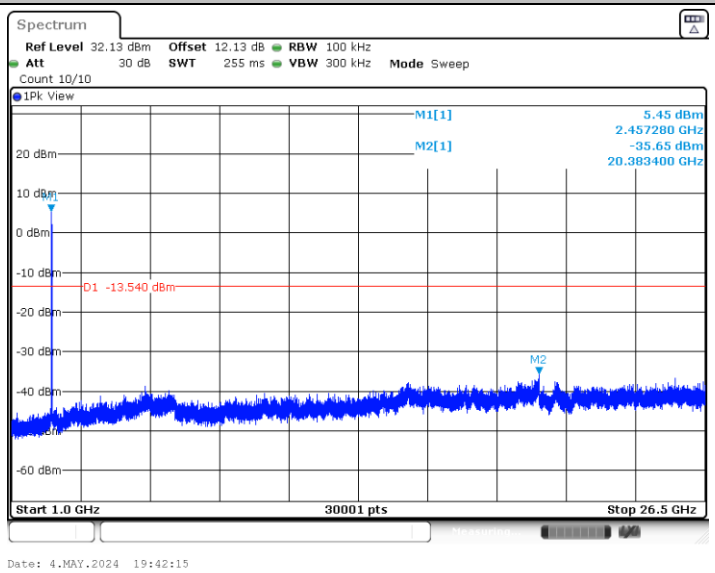

11BE40MIMO_Ant16_2422_30~1000

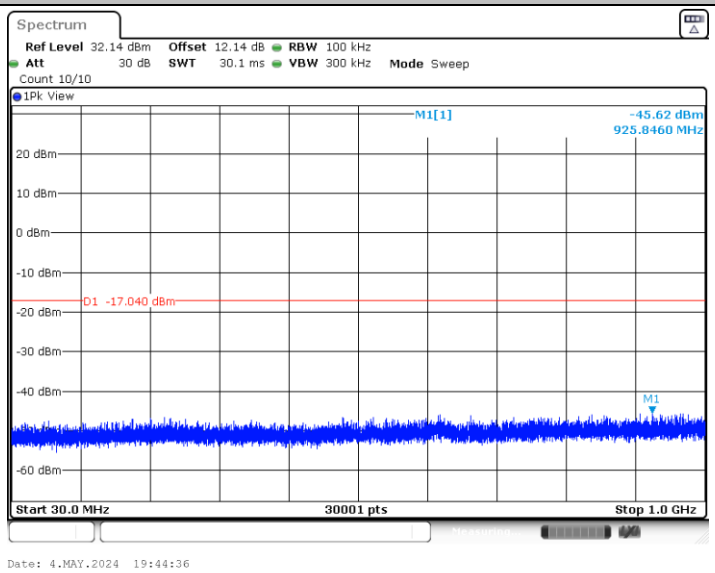

11BE40MIMO_Ant16_2422_1000~26500

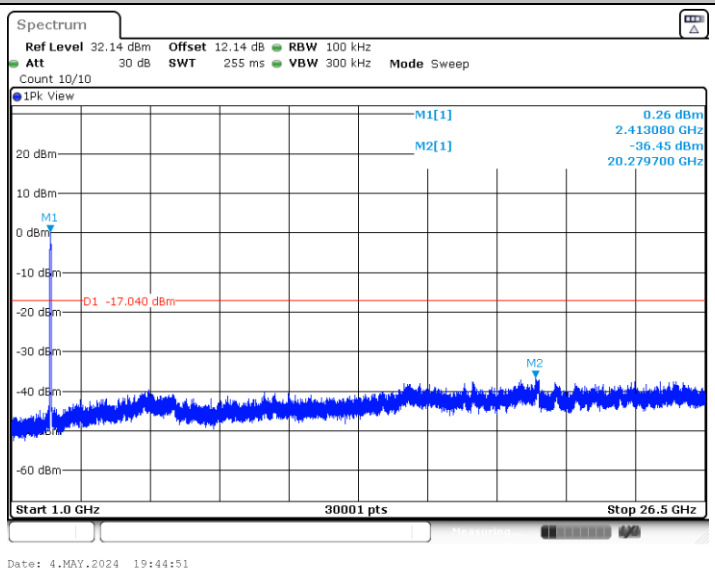

11BE40MIMO_Ant7_2422_30~1000

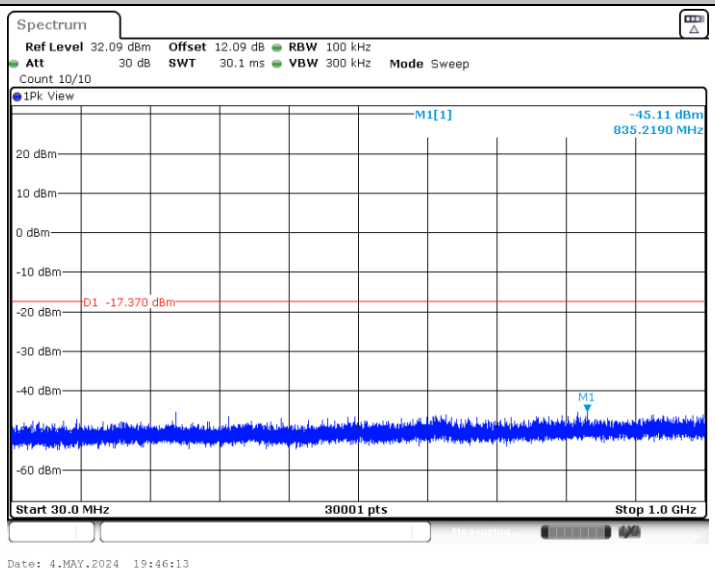

11BE40MIMO_Ant7_2422_1000~26500

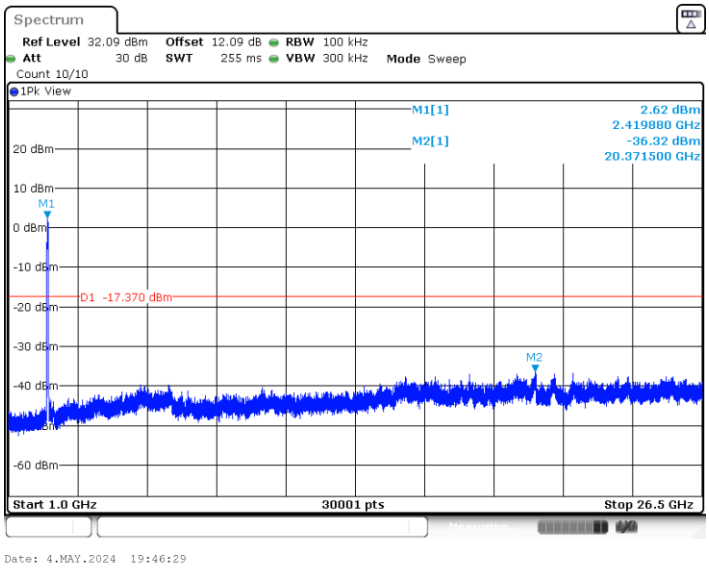

11BE40MIMO_Ant16_2437_30~1000

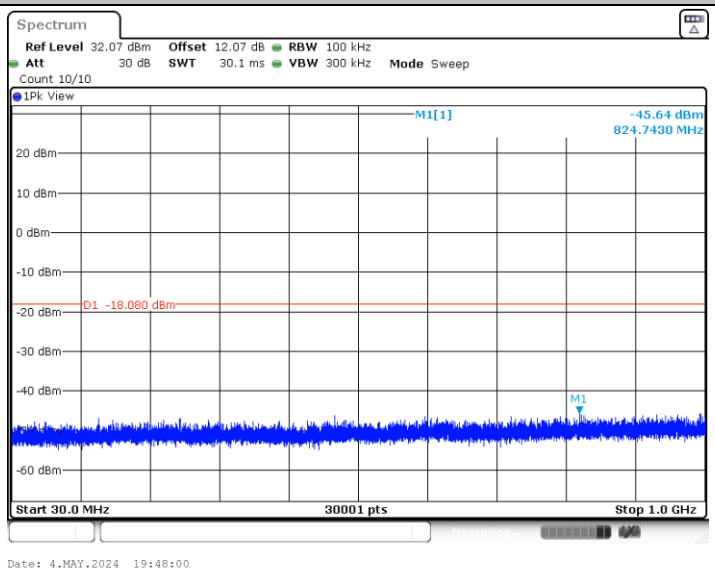

11BE40MIMO_Ant16_2437_1000~26500

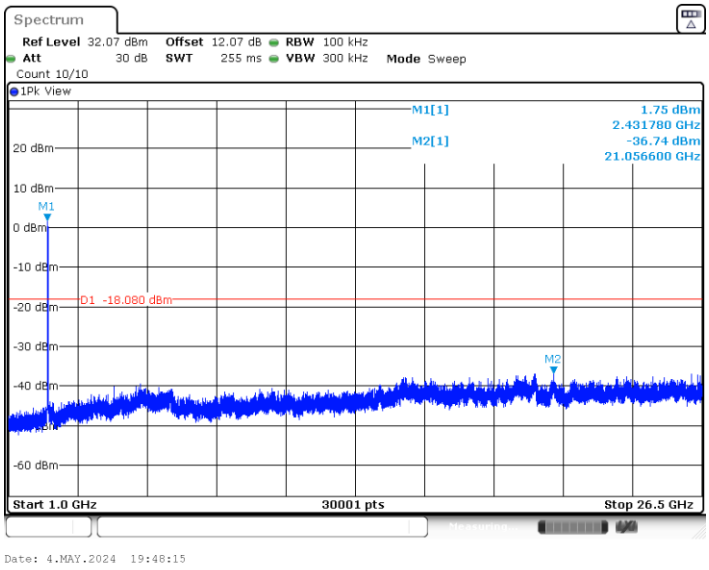

11BE40MIMO_Ant7_2437_30~1000

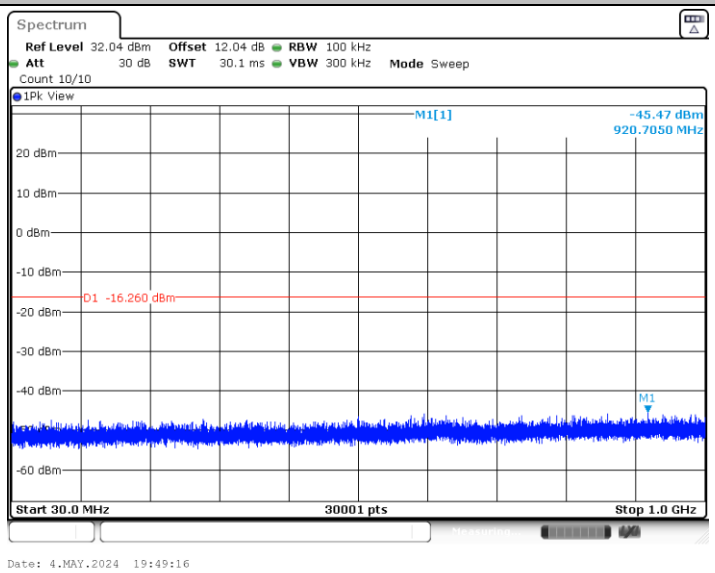

11BE40MIMO_Ant7_2437_1000~26500

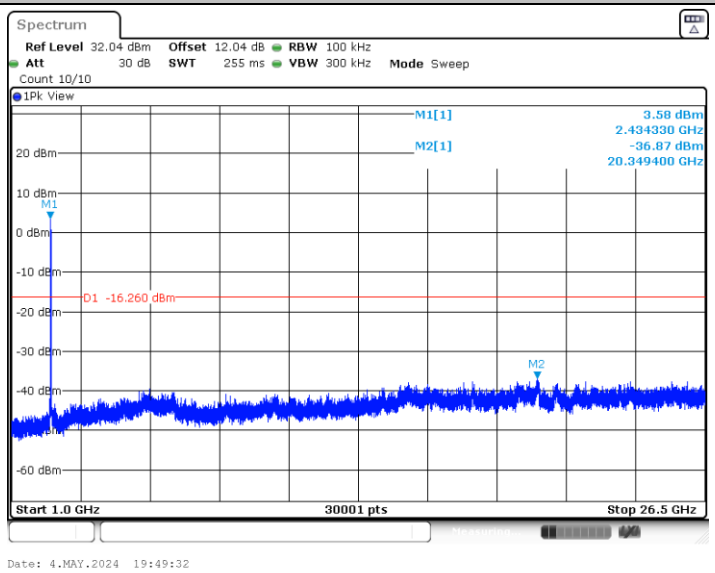

11BE40MIMO_Ant16_2452_30~1000

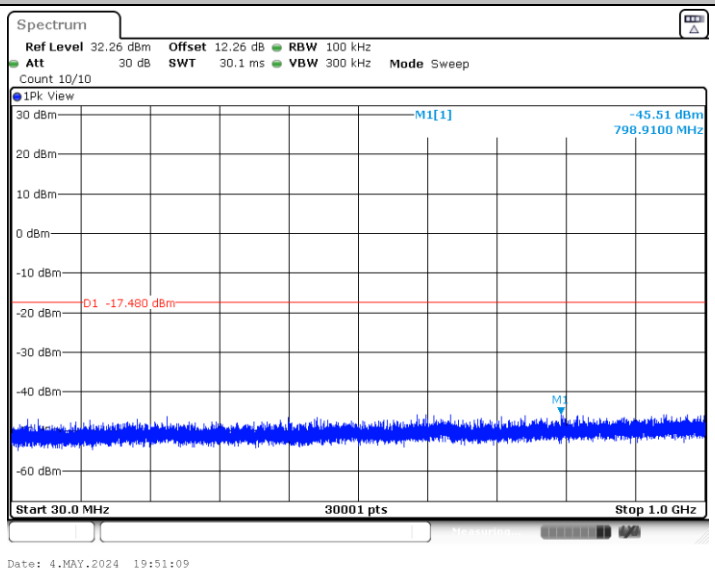

11BE40MIMO_Ant16_2452_1000~26500

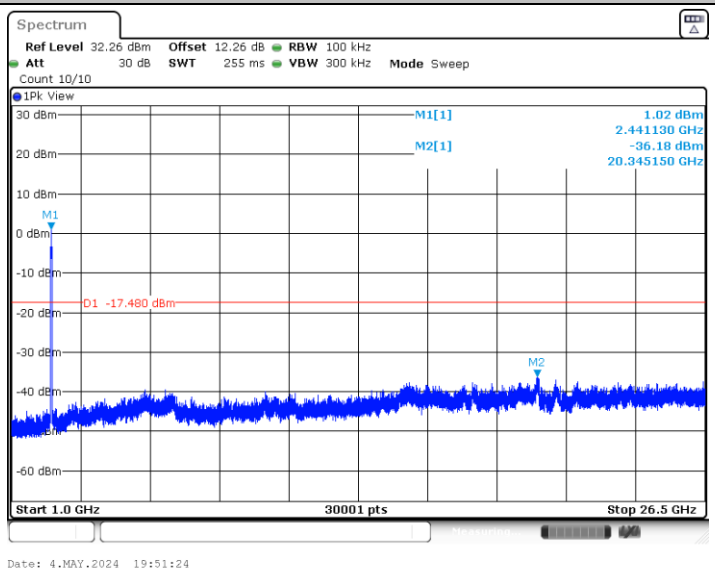

11BE40MIMO_Ant7_2452_30~1000

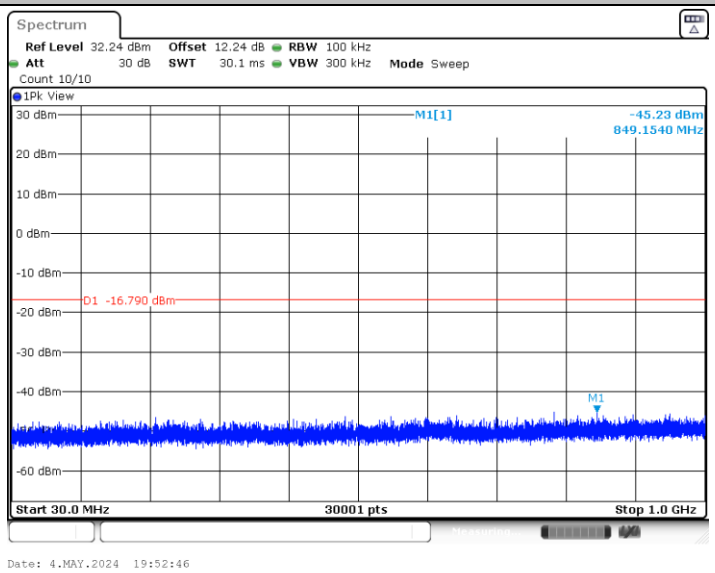

11BE40MIMO_Ant7_2452_1000~26500

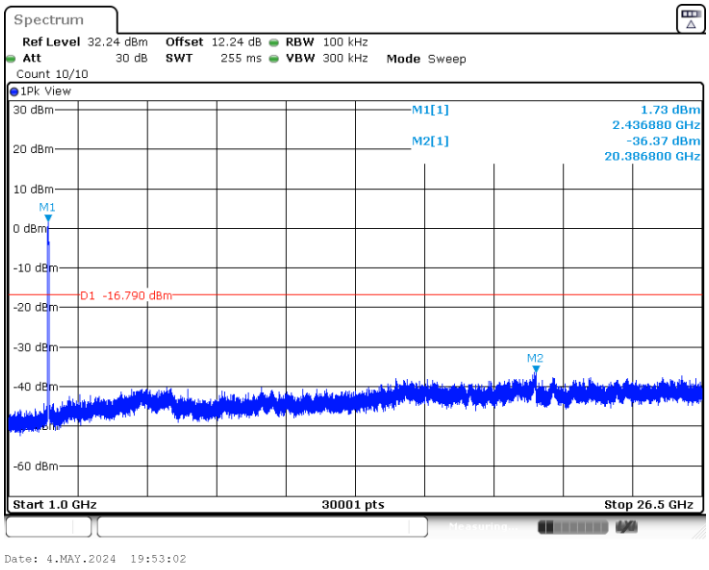

For Single RU

Maximum power spectral density

Test Result

TestMode	Antenna	Freq(MHz)	RuSize	RuIndex	Result [dBm/3kHz]	Limit [dBm/3kHz]	Verdict
11BE20MIMO	Ant16	2412	26Tone	RU0	-8.49	≤8.00	PASS
			52Tone	RU37	-8.94	≤8.00	PASS
			106Tone	RU53	-8.81	≤8.00	PASS
	Ant7	2412	26Tone	RU0	-8.42	≤8.00	PASS
			52Tone	RU37	-7.83	≤8.00	PASS
			106Tone	RU53	-7.63	≤8.00	PASS
	total	2412	26Tone	RU0	-5.44	≤8.00	PASS
			52Tone	RU37	-5.34	≤8.00	PASS
			106Tone	RU53	-5.17	≤8.00	PASS
	Ant16	2462	26Tone	RU8	-8.68	≤8.00	PASS
			52Tone	RU40	-8.86	≤8.00	PASS
			106Tone	RU54	-8.61	≤8.00	PASS
	Ant7	2462	26Tone	RU8	-8.02	≤8.00	PASS
			52Tone	RU40	-8.21	≤8.00	PASS
			106Tone	RU54	-8.16	≤8.00	PASS
	total	2462	26Tone	RU8	-5.33	≤8.00	PASS
			52Tone	RU40	-5.51	≤8.00	PASS
			106Tone	RU54	-5.37	≤8.00	PASS

Test Graphs

11BE20MIMO_Ant16_2412_26Tone_RU0

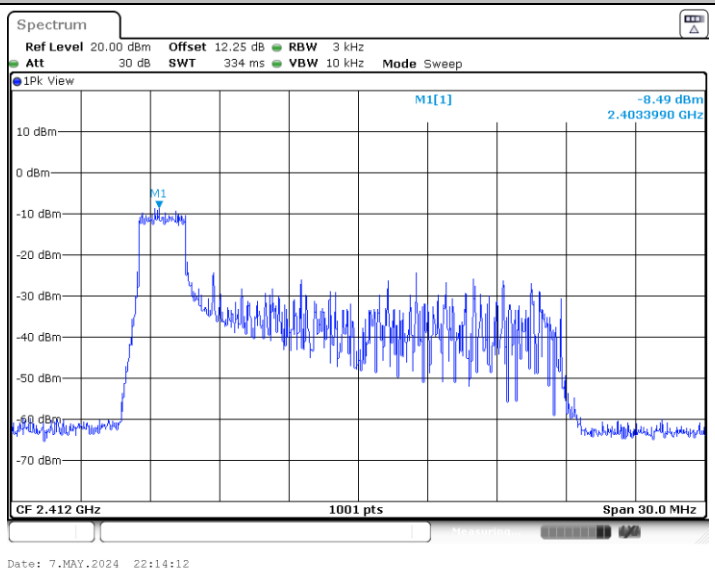

11BE20MIMO_Ant16_2412_52Tone_RU37

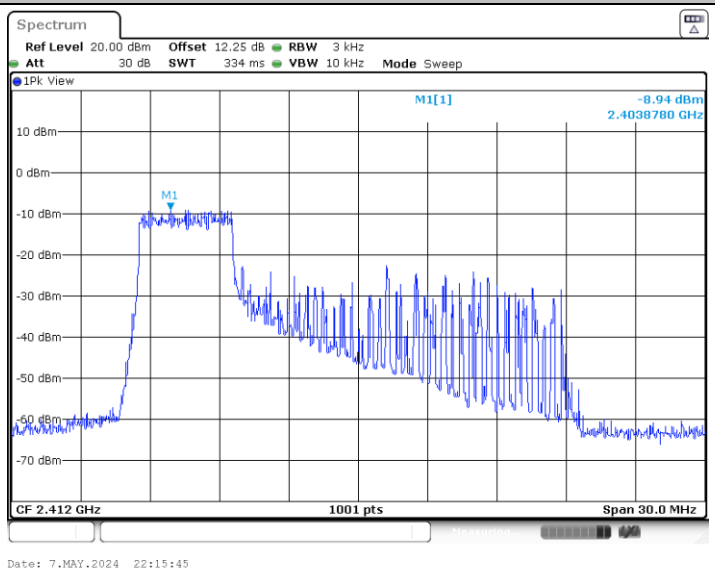

11BE20MIMO_Ant16_2412_106Tone_RU53

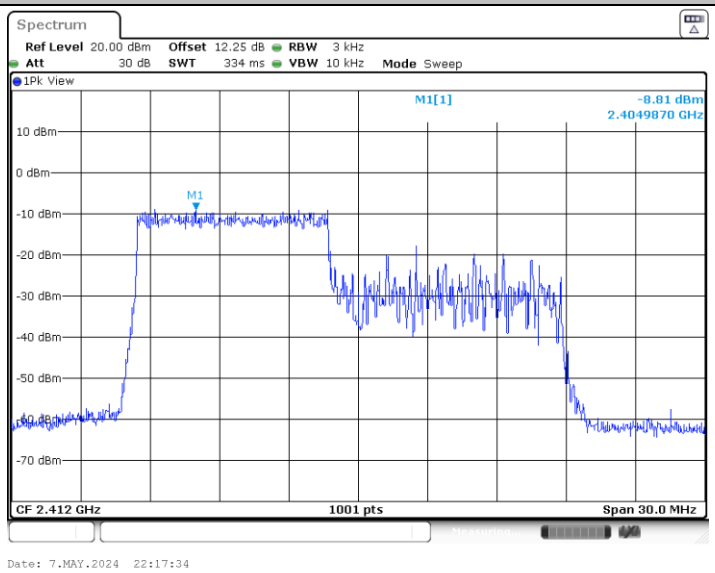

11BE20MIMO_Ant7_2412_26Tone_RU0

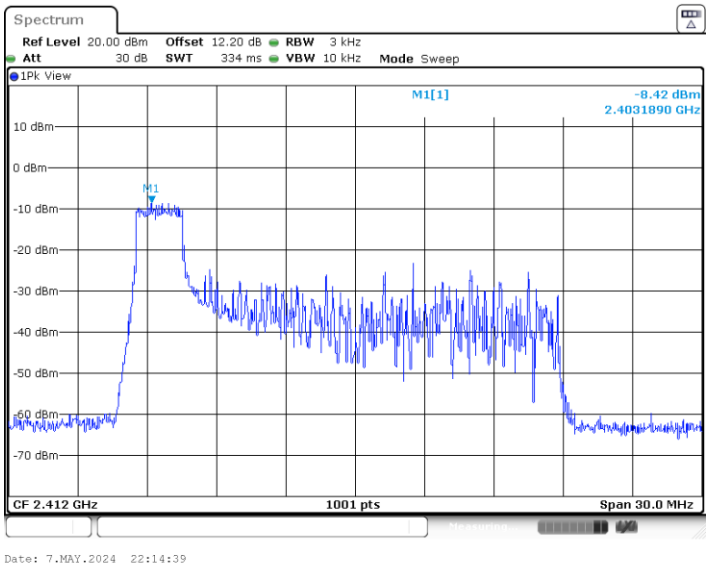

11BE20MIMO_Ant7_2412_52Tone_RU37

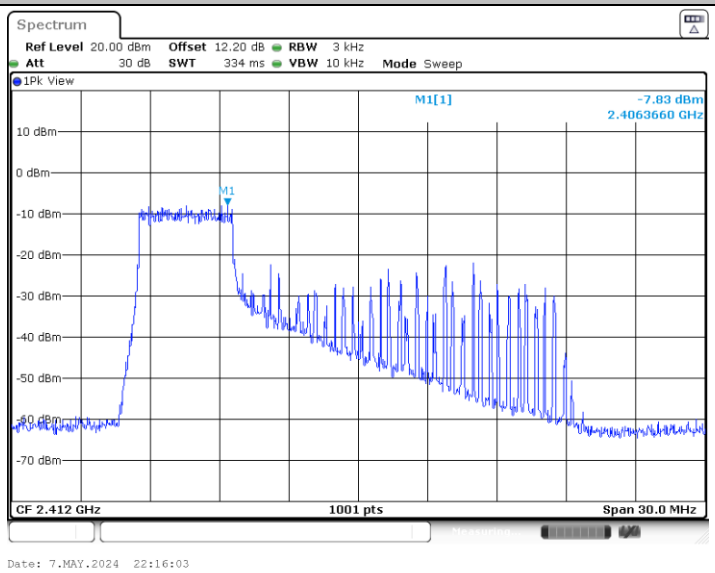

11BE20MIMO_Ant7_2412_106Tone_RU53

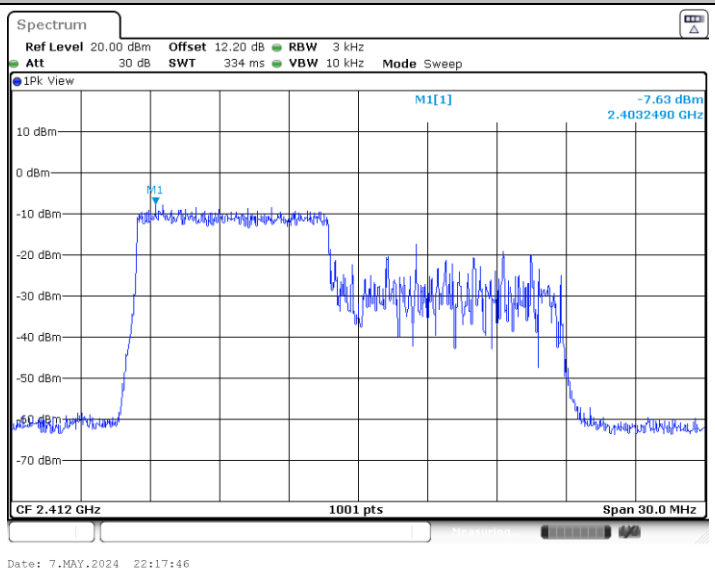

11BE20MIMO_Ant16_2462_26Tone_RU8

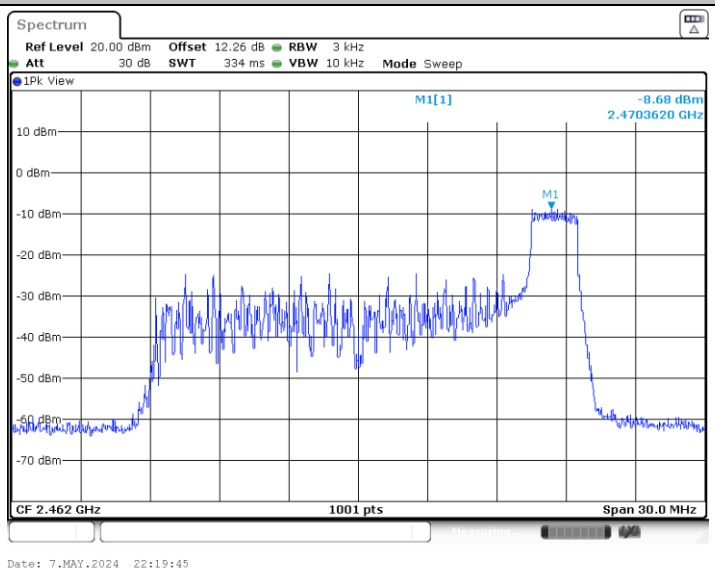

11BE20MIMO_Ant16_2462_52Tone_RU40

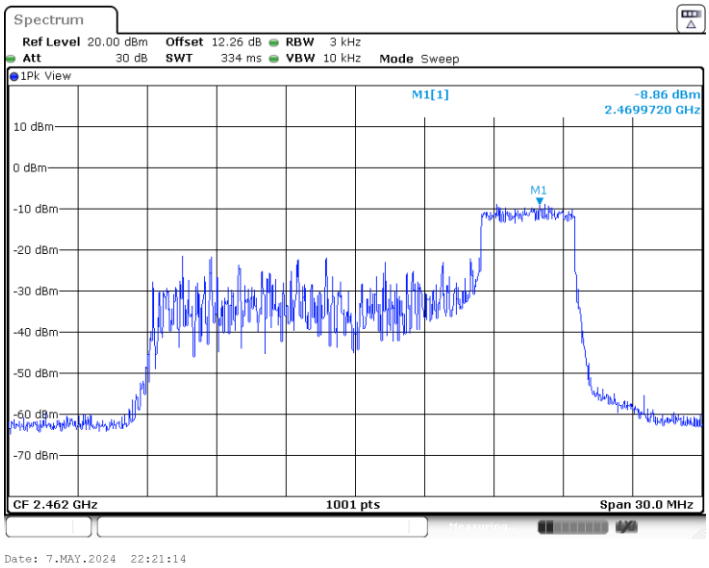

11BE20MIMO_Ant16_2462_106Tone_RU54

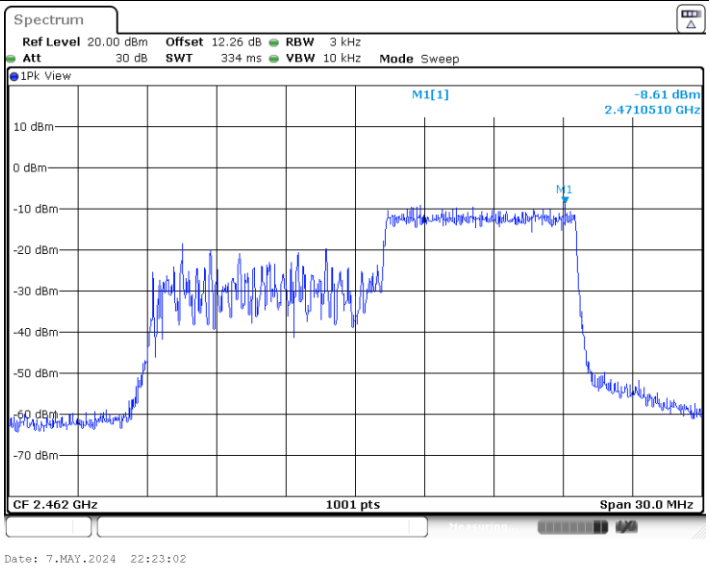

11BE20MIMO_Ant7_2462_26Tone_RU8

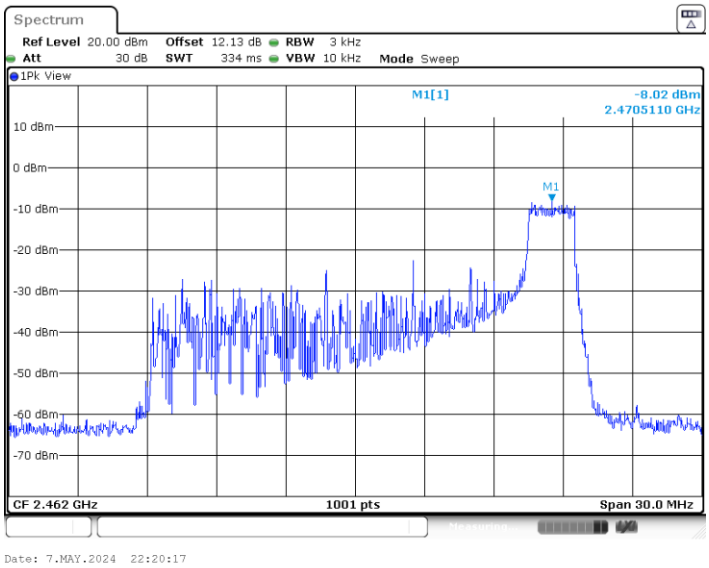

11BE20MIMO_Ant7_2462_52Tone_RU40

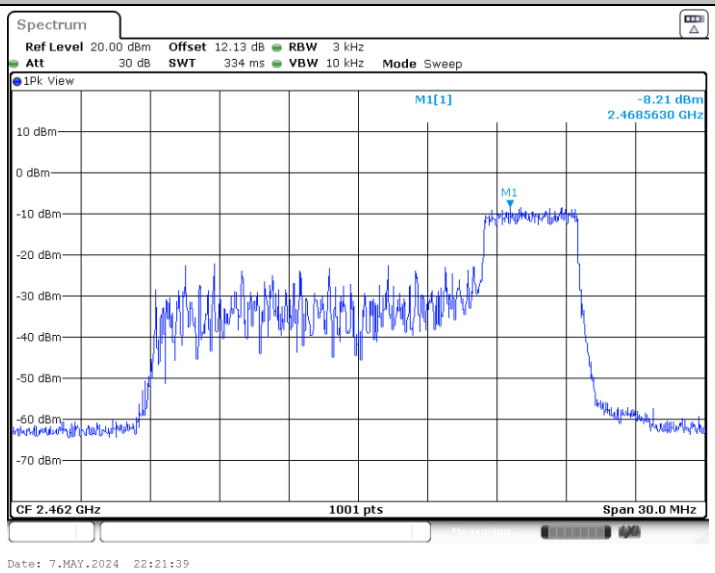

11BE20MIMO_Ant7_2462_106Tone_RU54

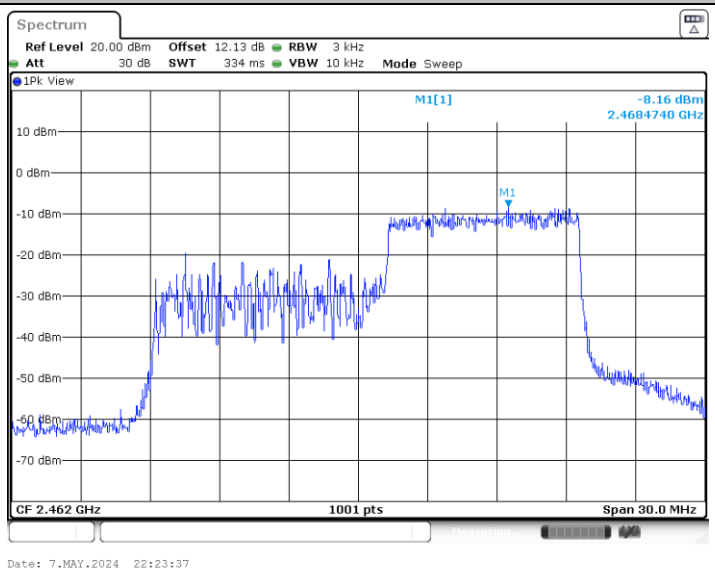

For Small RU

Maximum power spectral density

Test Result

Test Mode	Antenna	Freq(MHz)	RuSize	RuIndex	Result [dBm/3kHz]	Limit [dBm/3kHz]	Verdict
11BE20 MIMO	Ant16	2412	52Tone+26Tone	RU37+RU2	-8.65	≤8.00	PASS
			106Tone+26Tone	RU53+RU4	-8.80	≤8.00	PASS
	Ant7	2412	52Tone+26Tone	RU37+RU2	-8.56	≤8.00	PASS
			106Tone+26Tone	RU53+RU4	-8.39	≤8.00	PASS
	total	2412	52Tone+26Tone	RU37+RU2	-5.59	≤8.00	PASS
			106Tone+26Tone	RU53+RU4	-5.58	≤8.00	PASS
	Ant16	2462	52Tone+26Tone	RU40+RU6	-9.18	≤8.00	PASS
			106Tone+26Tone	RU54+RU4	-8.95	≤8.00	PASS
	Ant7	2462	52Tone+26Tone	RU40+RU6	-8.45	≤8.00	PASS
			106Tone+26Tone	RU54+RU4	-8.66	≤8.00	PASS
	total	2462	52Tone+26Tone	RU40+RU6	-5.79	≤8.00	PASS
			106Tone+26Tone	RU54+RU4	-5.79	≤8.00	PASS

Test Graphs

11BE20MIMO_Ant16_2412_52Tone+26Tone_RU37+RU2

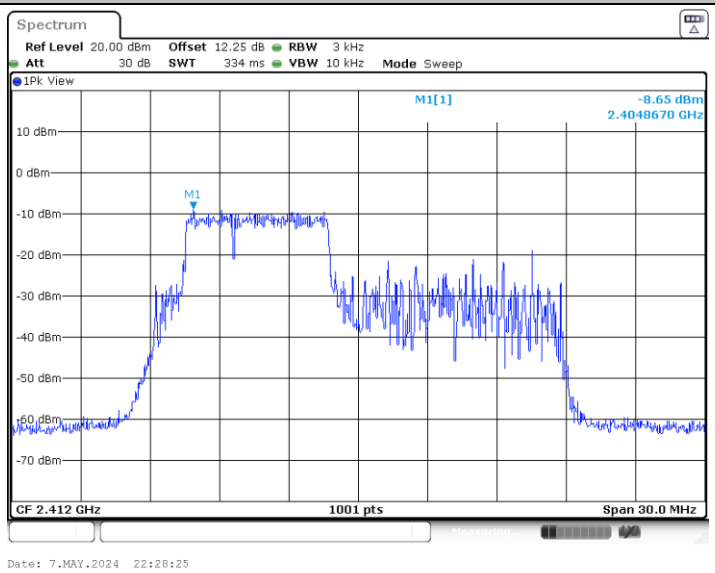

11BE20MIMO_Ant16_2412_106Tone+26Tone_RU53+RU4

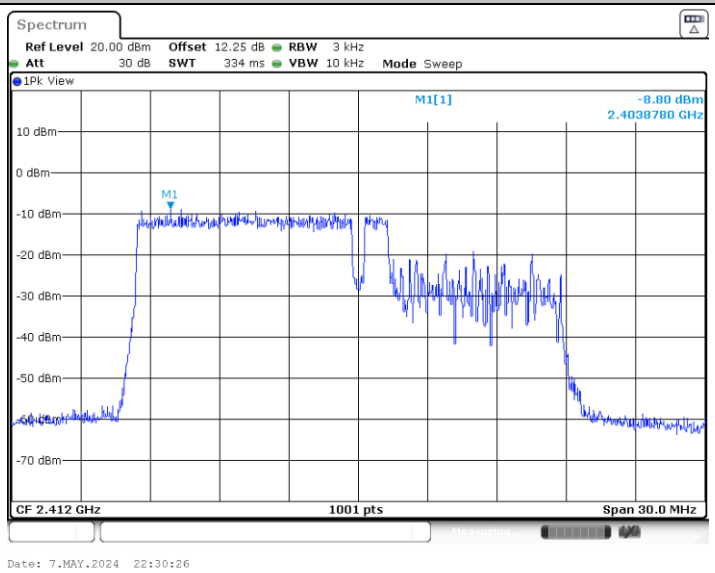

11BE20MIMO_Ant7_2412_52Tone+26Tone_RU37+RU2

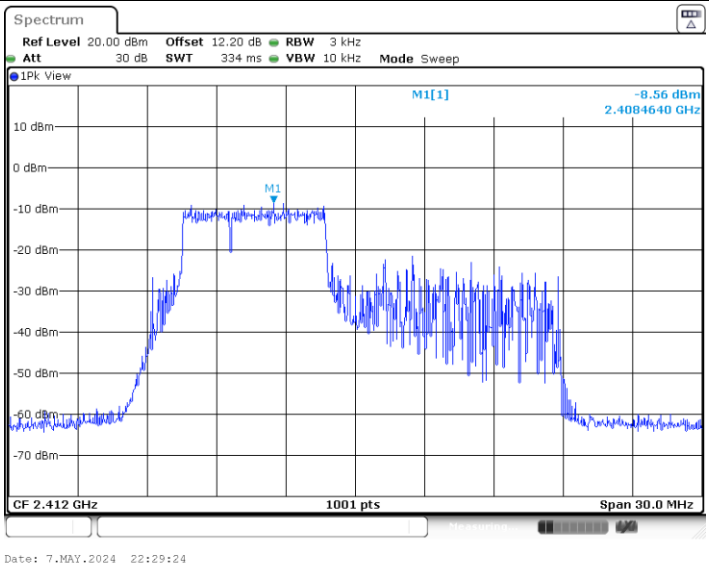

11BE20MIMO_Ant7_2412_106Tone+26Tone_RU53+RU4

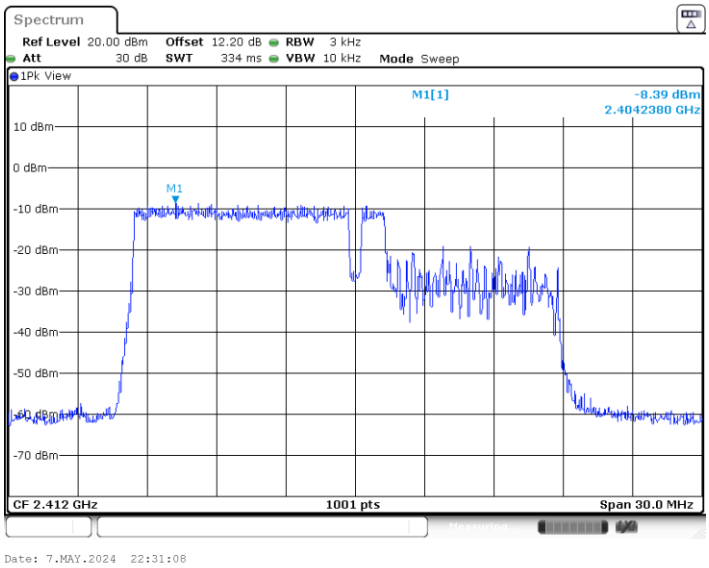

11BE20MIMO_Ant16_2462_52Tone+26Tone_RU40+RU6

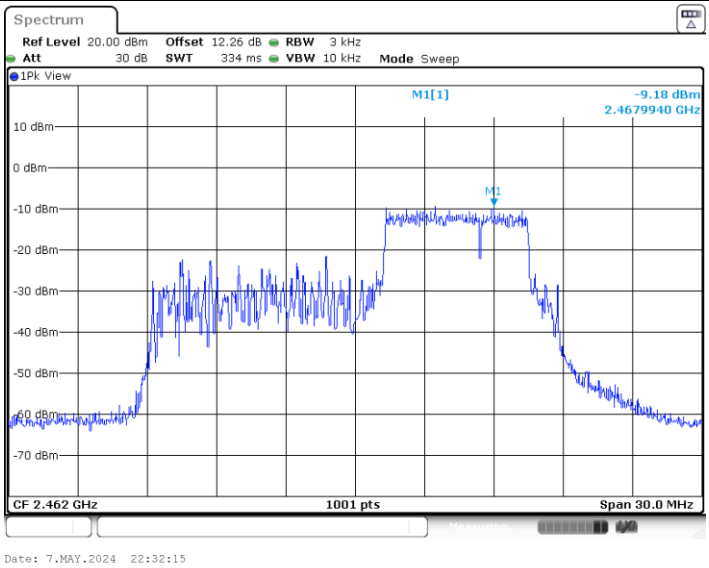

11BE20MIMO_Ant16_2462_106Tone+26Tone_RU54+RU4

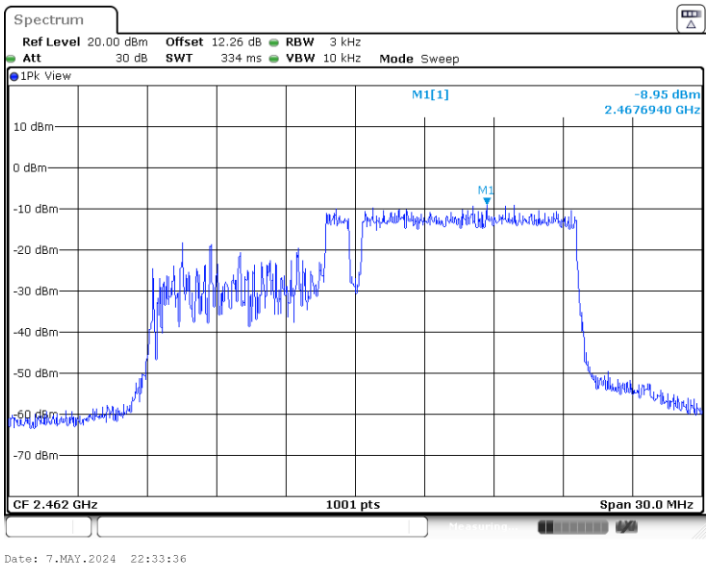

11BE20MIMO_Ant7_2462_52Tone+26Tone_RU40+RU6

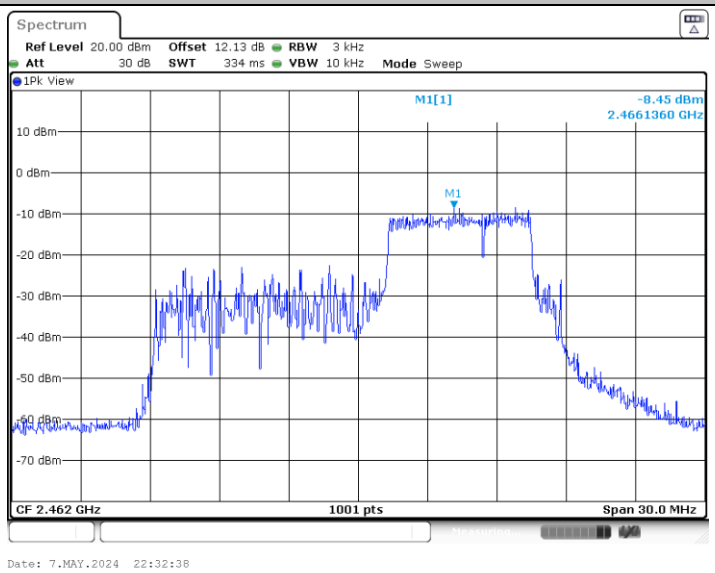

11BE20MIMO_Ant7_2462_106Tone+26Tone_RU54+RU4

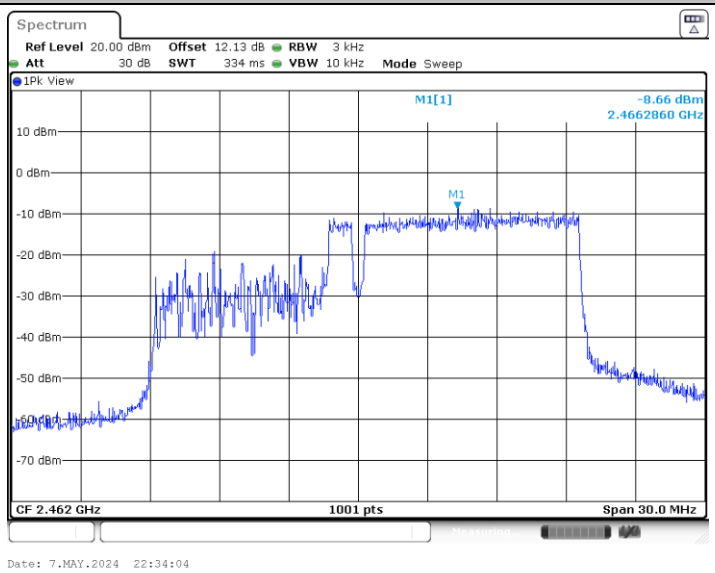

Appendix B. AC Conducted Emission Test Results

Test Engineer :	Yuki Tang	**Temperature :**	22~24℃
		Relative Humidity :	44~50%
Test Voltage :	120Vac / 60Hz	**Phase :**	Line
Remark :	All emissions not reported here are more than 10 dB below the prescribed limit.		

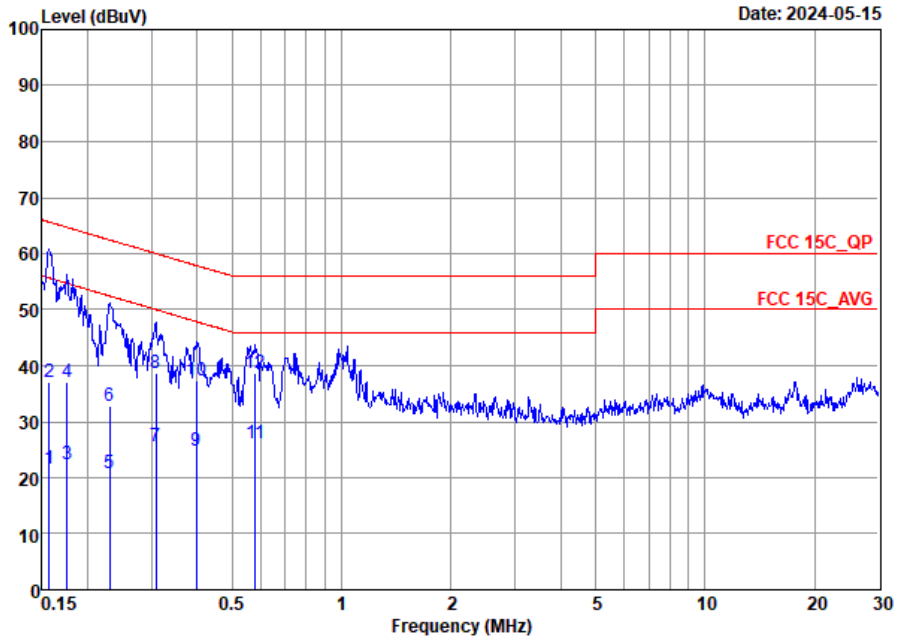

Site : CO01-SZ
Condition: FCC 15C_QP AC LISN 100063_L LINE

	Freq	Level	Over Limit	Limit Line	Read Level	LISN Factor	Cable Loss	Remark
	MHz	dBuV	dB	dBuV	dBuV	dB	dB	
1	0.16	21.67	-33.98	55.65	1.19	10.34	10.14	Average
2	0.16	37.07	-28.58	65.65	16.59	10.34	10.14	QP
3	0.18	22.52	-32.16	54.68	2.10	10.28	10.14	Average
4	0.18	37.02	-27.66	64.68	16.60	10.28	10.14	QP
5	0.23	20.91	-31.53	52.44	0.50	10.26	10.15	Average
6	0.23	32.91	-29.53	62.44	12.50	10.26	10.15	QP
7	0.31	25.73	-24.29	50.02	5.51	10.07	10.15	Average
8	0.31	38.73	-21.29	60.02	18.51	10.07	10.15	QP
9	0.40	24.70	-23.20	47.90	4.10	10.44	10.16	Average
10	0.40	37.30	-20.60	57.90	16.70	10.44	10.16	QP
11	0.58	26.24	-19.76	46.00	5.90	10.18	10.16	Average
12 *	0.58	38.64	-17.36	56.00	18.30	10.18	10.16	QP

Test Engineer :	Yuki Tang	**Temperature :**	22~24℃
		Relative Humidity :	44~50%
Test Voltage :	120Vac / 60Hz	**Phase :**	Neutral
Remark :	All emissions not reported here are more than 10 dB below the prescribed limit.		

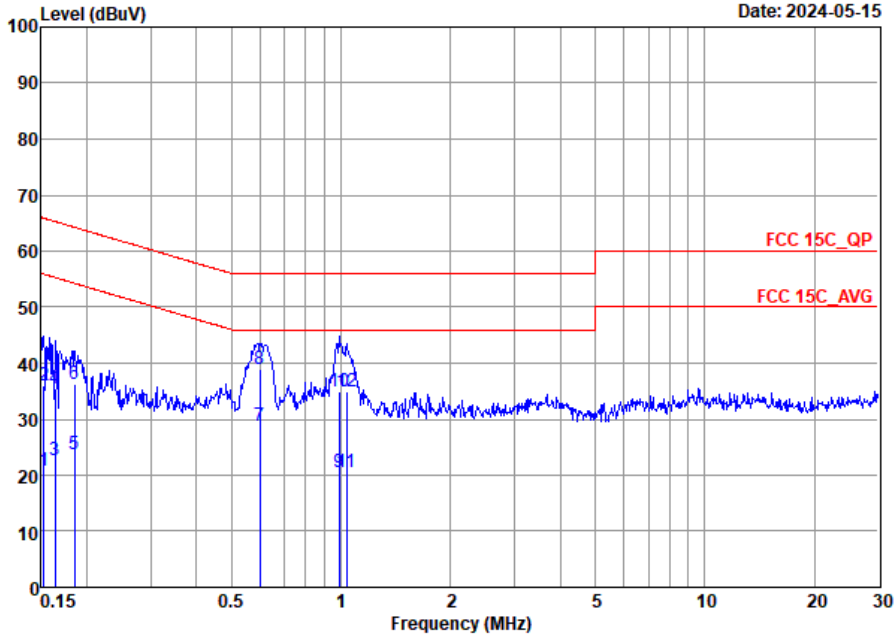

Site : CO01-SZ
Condition: FCC 15C_QP AC LISN 100063_N NEUTRAL

		Freq	Level	Over Limit	Limit Line	Read Level	LISN Factor	Cable Loss	Remark
		MHz	dBuV	dB	dBuV	dBuV	dB	dB	
1		0.15	20.71	-35.16	55.87	0.40	10.18	10.13	Average
2		0.15	36.11	-29.76	65.87	15.80	10.18	10.13	QP
3		0.16	22.62	-32.68	55.30	2.10	10.38	10.14	Average
4		0.16	35.42	-29.88	65.30	14.90	10.38	10.14	QP
5		0.19	23.63	-30.61	54.24	3.10	10.38	10.15	Average
6		0.19	36.23	-28.01	64.24	15.70	10.38	10.15	QP
7		0.60	28.91	-17.09	46.00	8.60	10.15	10.16	Average
8	*	0.60	39.01	-16.99	56.00	18.70	10.15	10.16	QP
9		0.99	20.60	-25.40	46.00	0.20	10.24	10.16	Average
10		0.99	35.00	-21.00	56.00	14.60	10.24	10.16	QP
11		1.04	20.48	-25.52	46.00	0.10	10.22	10.16	Average
12		1.04	34.88	-21.12	56.00	14.50	10.22	10.16	QP

Note:

1. Level(dBμV) = Read Level(dBμV) + LISN Factor(dB) + Cable Loss(dB)
2. Over Limit(dB) = Level(dBμV) – Limit Line(dBμV)

Appendix C Radiated Spurious Emission Test Data

Test Engineer :	Jia Kuang	Relative Humidity :	48~49%
		Temperature :	24~25 ℃

Radiated Spurious Emission Test Modes

Mode	Band (MHz)	Antenna	Modulation	Channel	Frequency	Data Rate	RU	Remark
Mode 1	2400-2483.5	CDD 7+16	802.11b	01	2412	1Mbps	-	-
Mode 2	2400-2483.5	CDD 7+16	802.11b	06	2437	1Mbps	-	-
Mode 3	2400-2483.5	CDD 7+16	802.11b	11	2462	1Mbps	-	-
Mode 4	2400-2483.5	CDD 7+16	802.11g	01	2412	6Mbps	-	-
Mode 5	2400-2483.5	CDD 7+16	802.11g	06	2437	6Mbps	-	-
Mode 6	2400-2483.5	CDD 7+16	802.11g	11	2462	6Mbps	-	-
Mode 7	2400-2483.5	CDD 7+16	802.11be EHT20	01	2412	MCS0	Full RU	-
Mode 8	2400-2483.5	CDD 7+16	802.11be EHT20	06	2437	MCS0	Full RU	-
Mode 9	2400-2483.5	CDD 7+16	802.11be EHT20	11	2462	MCS0	Full RU	-
Mode 10	2400-2483.5	CDD 7+16	802.11be EHT40	03	2422	MCS0	Full RU	-
Mode 11	2400-2483.5	CDD 7+16	802.11be EHT40	06	2437	MCS0	Full RU	-
Mode 12	2400-2483.5	CDD 7+16	802.11be EHT40	09	2452	MCS0	Full RU	-
Mode 13	2400-2483.5	CDD 7+16	802.11be EHT20	01	2412	MCS0	Single RU	106/53
Mode 14	2400-2483.5	CDD 7+16	802.11be EHT20	11	2462	MCS0	Single RU	26/8
Mode 15	2400-2483.5	CDD 7+16	802.11be EHT20	01	2412	MCS0	Small RU	53+4
Mode 16	2400-2483.5	CDD 7+16	802.11be EHT20	11	2462	MCS0	Small RU	40+6
Mode 17	2400-2483.5	CDD 7+16	802.11be EHT40 LF	09	2452	MCS0	Full RU	-

Summary of each worse mode

Mode	Modulation	Ch.	Freq. (MHz)	Level (dBuV/m)	Limit (dBuV/m)	Margin (dB)	Pol.	Peak Avg.	Result	Remark
1	802.11b	01	2389.17	36.62	54.00	-17.38	V	AVERAGE	Pass	Band Edge
1	802.11b	01	4824.00	43.18	74.00	-30.82	H	Peak	Pass	Harmonic
2	802.11b	06	-	-	-	-	-	-	-	Band Edge
2	802.11b	06	7311.00	45.62	74.00	-28.38	V	Peak	Pass	Harmonic
3	802.11b	11	2483.51	37.25	54.00	-16.75	H	AVERAGE	Pass	Band Edge
3	802.11b	11	7386.00	45.12	74.00	-28.88	V	Peak	Pass	Harmonic
4	802.11g	01	2389.95	47.14	54.00	-6.86	H	AVERAGE	Pass	Band Edge
4	802.11g	01	4824.00	42.87	74.00	-31.13	H	Peak	Pass	Harmonic
5	802.11g	06	-	-	-	-	-	-	-	Band Edge
5	802.11g	06	7311.00	45.37	74.00	-28.63	V	Peak	Pass	Harmonic
6	802.11g	11	2483.51	49.18	54.00	-4.82	H	AVERAGE	Pass	Band Edge
6	802.11g	11	7386.00	46.45	74.00	-27.55	H	Peak	Pass	Harmonic
7	802.11be EHT20	01	2389.69	43.76	54.00	-10.24	H	AVERAGE	Pass	Band Edge
7	802.11be EHT20	01	4824.00	43.98	74.00	-30.02	H	Peak	Pass	Harmonic
8	802.11be EHT20	06	-	-	-	-	-	-	-	Band Edge
8	802.11be EHT20	06	7311.00	46.00	74.00	-28.00	V	Peak	Pass	Harmonic
9	802.11be EHT20	11	2483.70	48.81	54.00	-5.19	H	AVERAGE	Pass	Band Edge
9	802.11be EHT20	11	7386.00	46.10	74.00	-27.90	H	Peak	Pass	Harmonic
10	802.11be EHT40	03	2389.52	48.60	54.00	-5.40	H	AVERAGE	Pass	Band Edge
10	802.11be EHT40	03	7266.00	45.48	74.00	-28.52	H	Peak	Pass	Harmonic
11	802.11be EHT40	06	-	-	-	-	-	-	-	Band Edge
11	802.11be EHT40	06	7311.00	46.50	74.00	-27.50	V	Peak	Pass	Harmonic
12	802.11be EHT40	09	2483.73	50.73	54.00	-3.27	H	AVERAGE	Pass	Band Edge
12	802.11be EHT40	09	7356.00	45.28	74.00	-28.72	H	Peak	Pass	Harmonic
13	802.11be EHT20	01	2389.95	38.48	54.00	-15.52	H	AVERAGE	Pass	Band Edge
13	802.11be EHT20	01	-	-	-	-	-	-	-	Harmonic
14	802.11be EHT20	11	2486.28	34.63	54.00	-19.37	H	AVERAGE	Pass	Band Edge
14	802.11be EHT20	11	-	-	-	-	-	-	-	Harmonic
15	802.11be EHT20	01	2389.95	38.82	54.00	-15.18	H	AVERAGE	Pass	Band Edge
15	802.11be EHT20	01	-	-	-	-	-	-	-	Harmonic
16	802.11be EHT20	11	2483.55	37.27	54.00	-16.73	H	AVERAGE	Pass	Band Edge
16	802.11be EHT20	11	-	-	-	-	-	-	-	Harmonic
17	802.11be EHT40	09	30.00	24.73	40.00	-15.27	V	Peak	Pass	LF

Mode	1	
	Band Edge	
	2400-2483.5_802.11b_CH01_2412MHz	
ANT	CDD 7+16	
Pol.	Horizontal	Fundamental
Peak	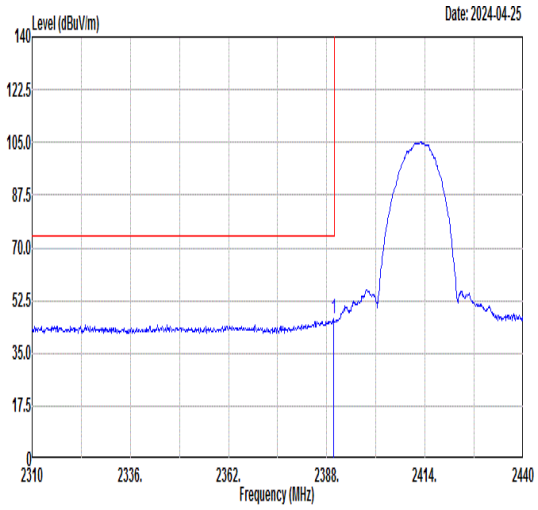 Freq Level Limit Line Margin (dB) Read Level Ant Factor Cable Loss Preamp Factor APos TPos Remark 1 2389.82 46.30 74.00 -27.70 43.75 30.72 5.36 33.53 100 289 PEAK	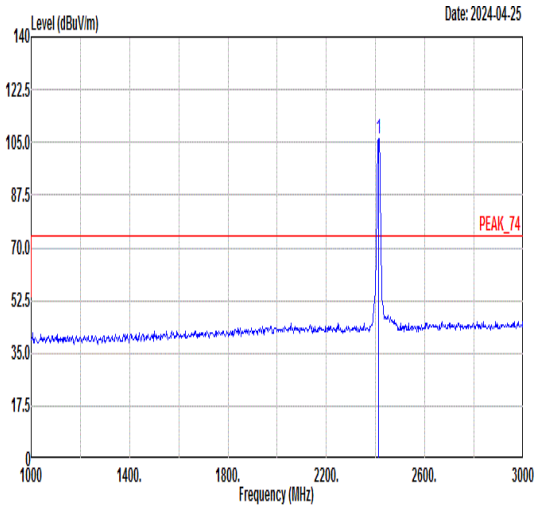 Freq Level Limit Line Margin (dB) Read Level Ant Factor Cable Loss Preamp Factor APos TPos Remark 1 2412.00 106.24 ------ ------ 103.69 30.72 5.38 33.55 100 289 PEAK
Avg	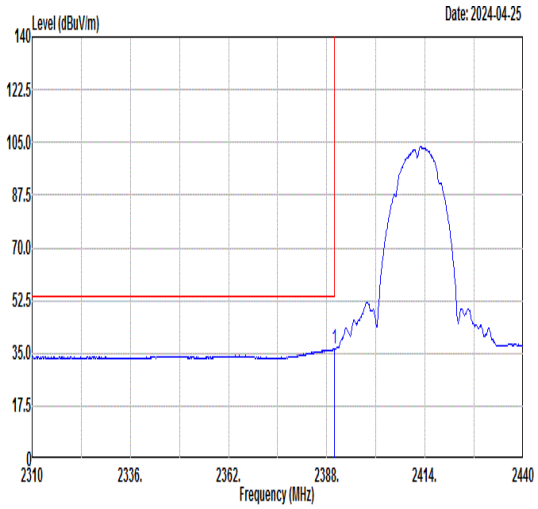 Freq Level Limit Line Margin (dB) Read Level Ant Factor Cable Loss Preamp Factor APos TPos Remark 1 2389.95 36.56 54.00 -17.44 34.01 30.72 5.36 33.53 100 289 AVERAGE	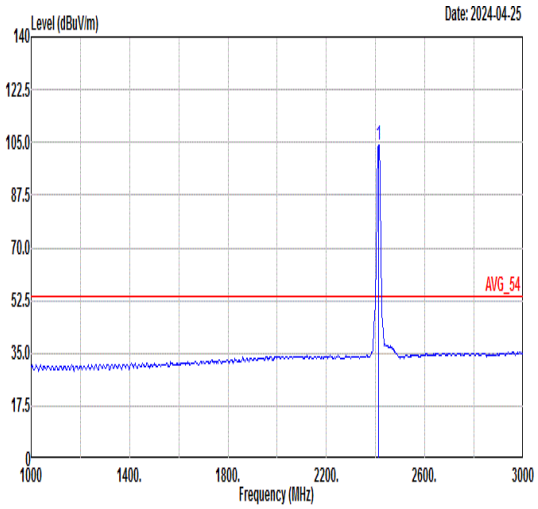 Freq Level Limit Line Margin (dB) Read Level Ant Factor Cable Loss Preamp Factor APos TPos Remark 1 2412.00 104.01 ------ ------ 101.46 30.72 5.38 33.55 100 289 AVERAGE

Mode	1	
	Band Edge	
	2400-2483.5_802.11b_CH01_2412MHz	
ANT	CDD 7+16	
Pol.	Vertical	Fundamental
Peak	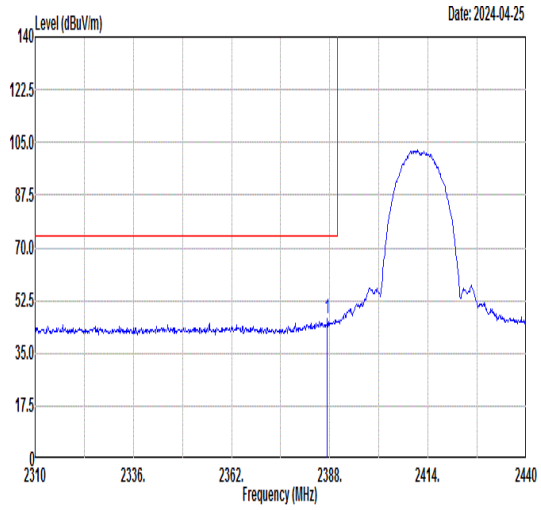 Freq Level Limit Line Margin (dB) Read Level Ant Factor Cable Loss Preamp Factor APos TPos Remark 1 2387.35 46.54 74.00 -27.46 43.99 30.72 5.36 33.53 356 247 PEAK	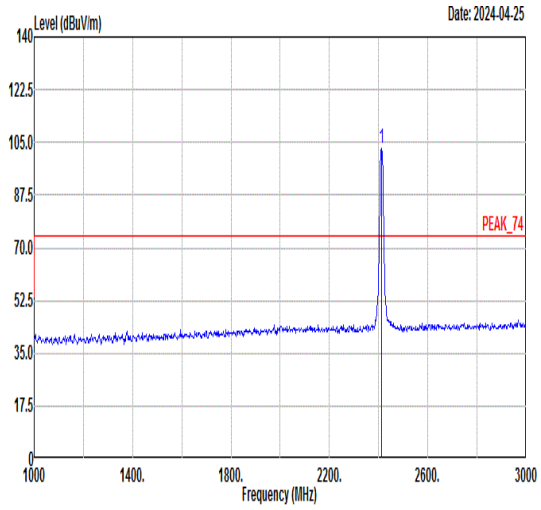 Freq Level Limit Line Margin (dB) Read Level Ant Factor Cable Loss Preamp Factor APos TPos Remark 1 2412.00 102.82 ------ ------ 100.27 30.72 5.38 33.55 356 247 PEAK
Avg	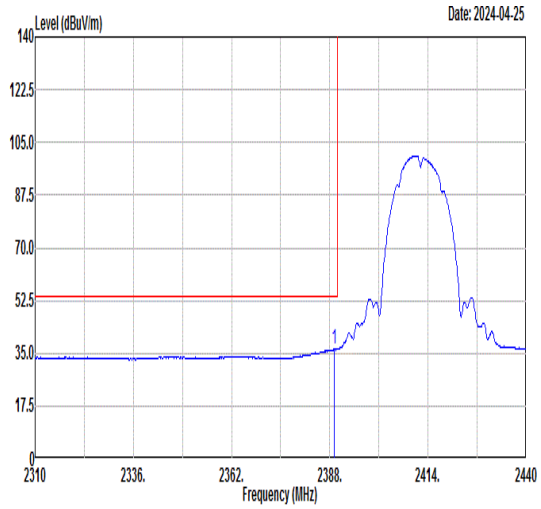 Freq Level Limit Line Margin (dB) Read Level Ant Factor Cable Loss Preamp Factor APos TPos Remark 1 2389.17 36.62 54.00 -17.38 34.07 30.72 5.36 33.53 356 247 AVERAGE	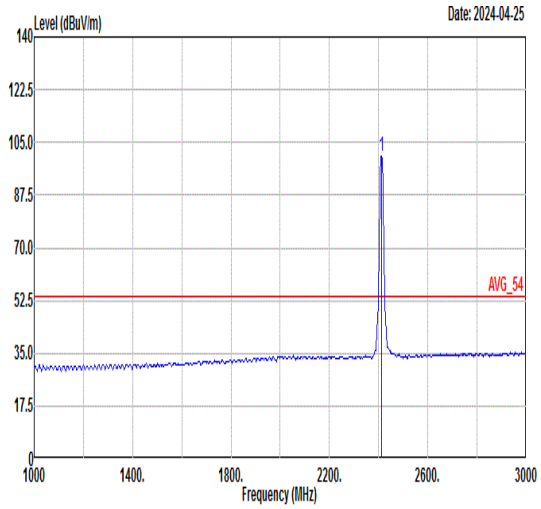 Freq Level Limit Line Margin (dB) Read Level Ant Factor Cable Loss Preamp Factor APos TPos Remark 1 2412.00 100.59 ------ ------ 98.04 30.72 5.38 33.55 356 247 AVERAGE

Mode	1	
	Harmonic	
	2400-2483.5_802.11b_CH01_2412MHz	
ANT	CDD 7+16	
Pol.	Horizontal	Vertical
Peak Avg	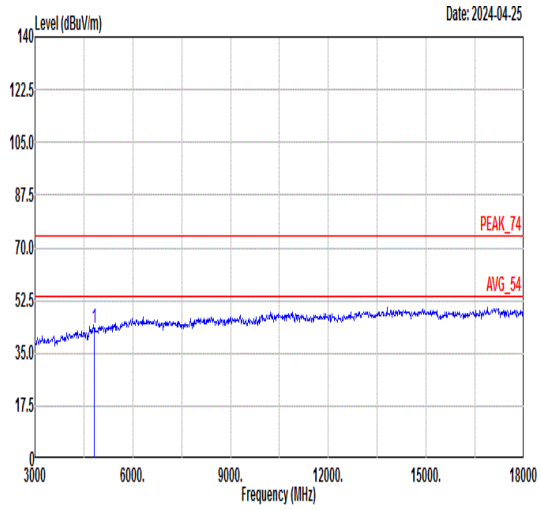 Freq Level Limit Line Margin Read Level Ant Factor Cable Loss Preamp Factor APos TPos Remark MHz dBuV/m dBuV/m dB dBuV dB/m dB dB cm deg 1 4824.00 43.18 74.00 -30.82 63.37 35.78 8.88 64.85 --- --- Peak	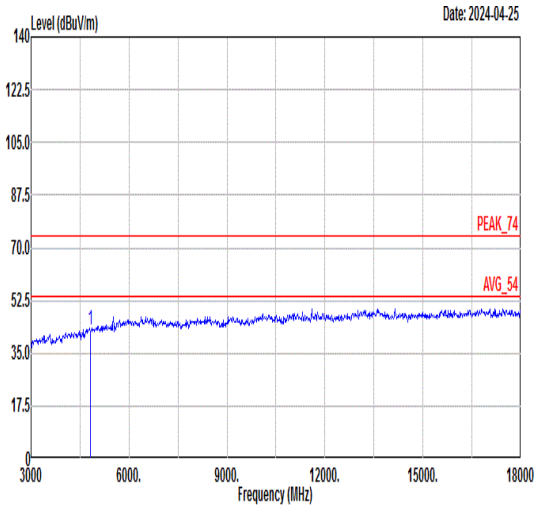 Freq Level Limit Line Margin Read Level Ant Factor Cable Loss Preamp Factor APos TPos Remark MHz dBuV/m dBuV/m dB dBuV dB/m dB dB cm deg 1 4824.00 42.98 74.00 -31.02 63.17 35.78 8.88 64.85 --- --- Peak

Mode	2	
	Harmonic	
	2400-2483.5_802.11b_CH06_2437MHz	
ANT	CDD 7+16	
Pol.	Horizontal	Vertical
Peak Avg	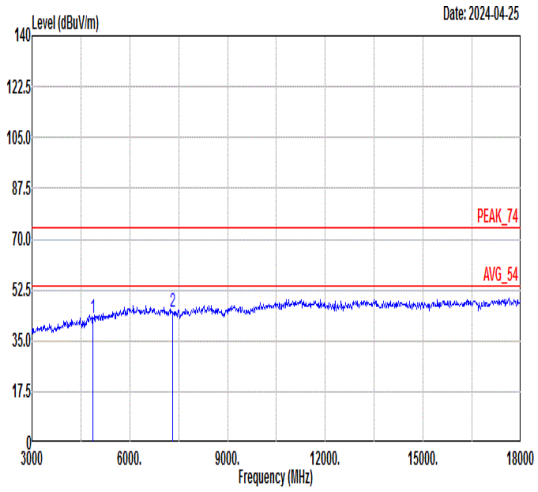 Freq Level Limit Line Margin Read Level Ant Factor Cable Loss Preamp Factor APos TPos Remark MHz dBuV/m dBuV/m dB dBuV dB/m dB dB cm deg 1 4874.00 42.91 74.00 -31.09 63.16 35.90 8.72 64.87 --- --- Peak 2 7311.00 44.96 74.00 -29.04 62.76 36.88 10.18 64.86 --- --- Peak	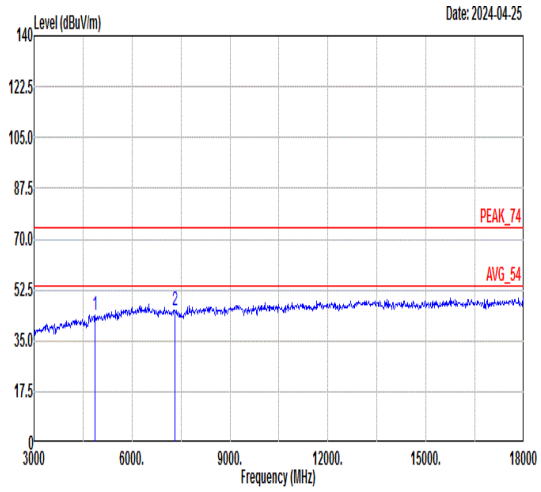 Freq Level Limit Line Margin Read Level Ant Factor Cable Loss Preamp Factor APos TPos Remark MHz dBuV/m dBuV/m dB dBuV dB/m dB dB cm deg 1 4874.00 43.83 74.00 -30.17 64.08 35.90 8.72 64.87 --- --- Peak 2 7311.00 45.62 74.00 -28.38 63.42 36.88 10.18 64.86 --- --- Peak

Mode	3	
	Band Edge	
	2400-2483.5_802.11b_CH11_2462MHz	
ANT	CDD 7+16	
Pol.	Horizontal	Fundamental
Peak	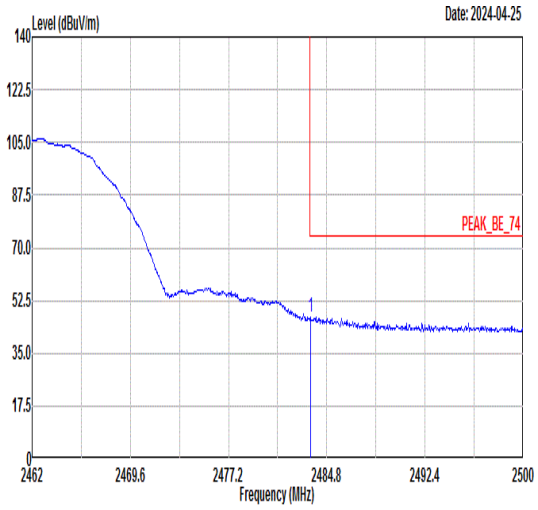 Freq Level Limit Line Margin (dB) Read Level Ant Factor Cable Loss Preamp Factor APos TPos Remark MHz dBuV/m dBuV/m dBuV dB/m dB dB cm deg 1 2483.55 47.24 74.00 -26.76 44.67 30.70 5.46 33.59 235 9 PEAK	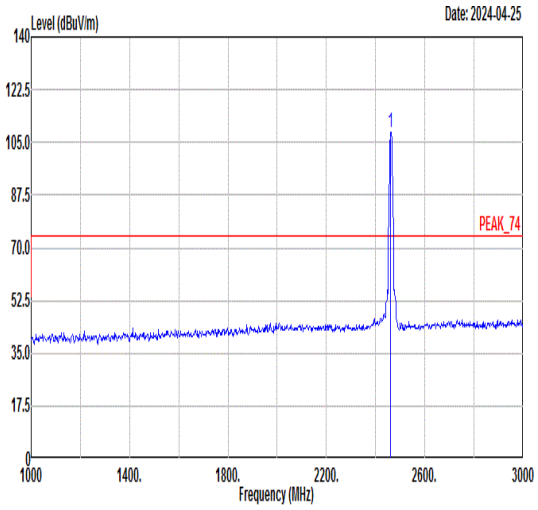 Freq Level Limit Line Margin (dB) Read Level Ant Factor Cable Loss Preamp Factor APos TPos Remark MHz dBuV/m dBuV/m dBuV dB/m dB dB cm deg 1 2462.00 108.50 ------ ------ 105.93 30.71 5.44 33.58 235 9 PEAK
Avg	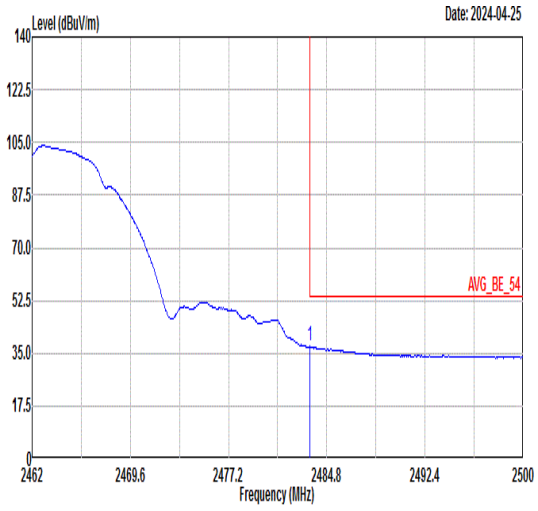 Freq Level Limit Line Margin (dB) Read Level Ant Factor Cable Loss Preamp Factor APos TPos Remark MHz dBuV/m dBuV/m dBuV dB/m dB dB cm deg 1 2483.51 37.25 54.00 -16.75 34.68 30.70 5.46 33.59 235 9 AVERAGE	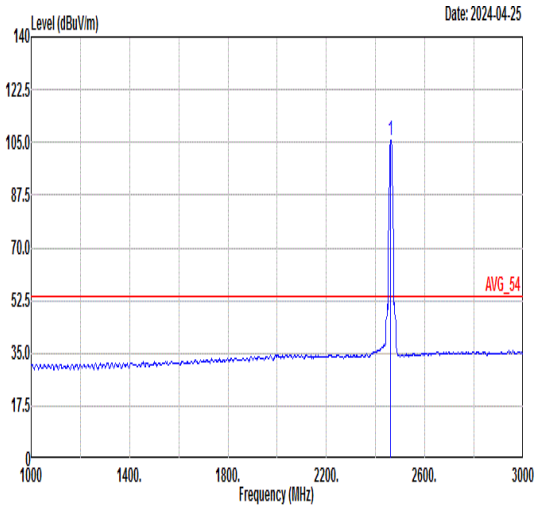 Freq Level Limit Line Margin (dB) Read Level Ant Factor Cable Loss Preamp Factor APos TPos Remark MHz dBuV/m dBuV/m dBuV dB/m dB dB cm deg 1 2462.00 105.87 ------ ------ 103.30 30.71 5.44 33.58 235 9 AVERAGE