Mode	16	
	Band Edge	
	U-NII-2C_5.47-5.725_802.11be EHT20_CH100_5500MHz	
ANT	CDD 6+17	
Pol.	Vertical	Fundamental

Peak

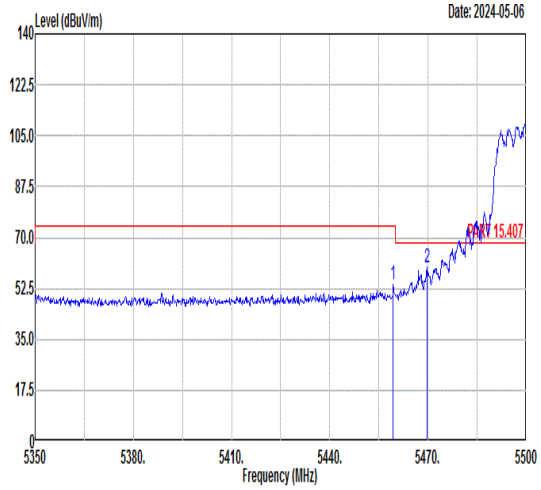

	Freq	Level	Limit Line	Margin	Read Level	Ant Factor	Cable Loss	Preamp Factor	APos	TPos	Remark
	MHz	dBuV/m	dBuV/m	(dB)	dBuV	dB/m	dB	dB	cm	deg	
1	5459.35	53.71	74.00	-20.29	40.71	35.92	9.69	32.61	369	198	PEAK
2	5469.70	59.60	68.30	-8.70	46.60	35.92	9.69	32.61	369	198	PEAK

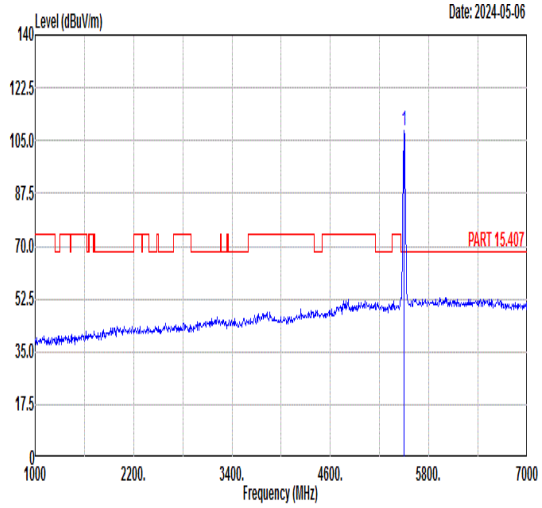

	Freq	Level	Limit Line	Margin	Read Level	Ant Factor	Cable Loss	Preamp Factor	APos	TPos	Remark
	MHz	dBuV/m	dBuV/m	(dB)	dBuV	dB/m	dB	dB	cm	deg	
1	5500.00	108.20	------	------	95.19	35.90	9.71	32.60	369	198	PEAK

Avg

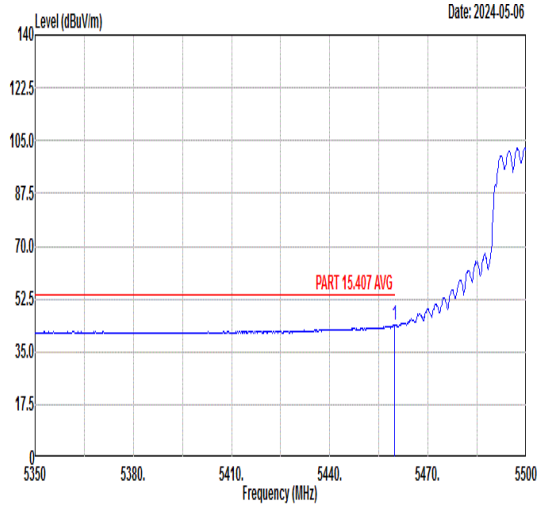

	Freq	Level	Limit Line	Margin	Read Level	Ant Factor	Cable Loss	Preamp Factor	APos	TPos	Remark
	MHz	dBuV/m	dBuV/m	(dB)	dBuV	dB/m	dB	dB	cm	deg	
1	5459.80	43.93	54.00	-10.07	30.93	35.92	9.69	32.61	369	198	AVERAGE

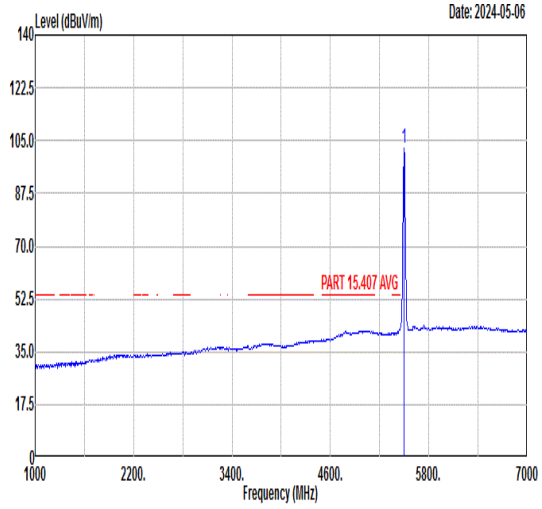

	Freq	Level	Limit Line	Margin	Read Level	Ant Factor	Cable Loss	Preamp Factor	APos	TPos	Remark
	MHz	dBuV/m	dBuV/m	(dB)	dBuV	dB/m	dB	dB	cm	deg	
1	5500.00	102.30	------	------	89.29	35.90	9.71	32.60	369	198	AVERAGE

Mode	16	
	Harmonic	
	U-NII-2C_5.47-5.725_802.11be EHT20_CH100_5500MHz	
ANT	CDD 6+17	
Pol.	Horizontal	Vertical
Peak Avg	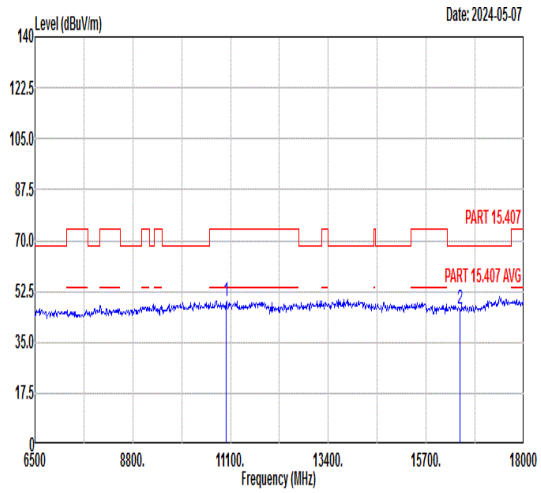 Freq / Level / Limit Line / Margin / Read Level / Ant Factor / Cable Loss / Preamp Factor / APos / TPos / Remark MHz / dBuV/m / dBuV/m / dB / dBuV / dB/m / dB / dB / cm / deg 1 11000.00 49.18 74.00 -24.82 61.08 39.00 12.52 63.42 --- --- Peak 2 16500.00 46.37 68.30 -21.93 54.51 41.35 15.17 64.66 --- --- Peak	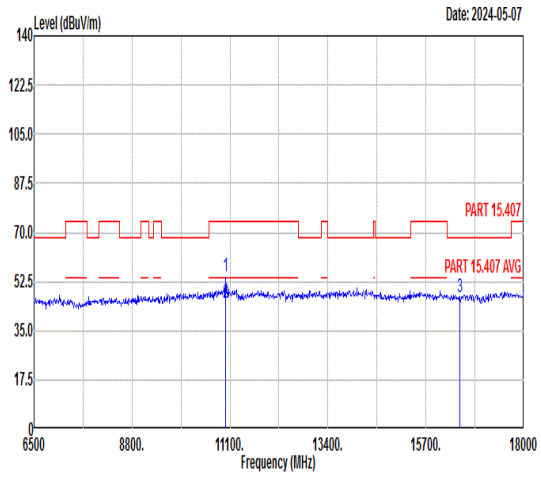 Freq / Level / Limit Line / Margin / Read Level / Ant Factor / Cable Loss / Preamp Factor / APos / TPos / Remark MHz / dBuV/m / dBuV/m / dB / dBuV / dB/m / dB / dB / cm / deg 1 11000.00 54.39 74.00 -19.61 66.29 39.00 12.52 63.42 100 309 Peak 2 11000.00 44.90 54.00 -9.10 56.80 39.00 12.52 63.42 100 309 Average 3 16500.00 46.83 68.30 -21.47 54.97 41.35 15.17 64.66 --- --- Peak

Mode	17	
	Harmonic	
	U-NII-2C_5.47-5.725_802.11be EHT20_CH116_5580MHz	
ANT	CDD 6+17	
Pol.	Horizontal	Vertical
Peak Avg	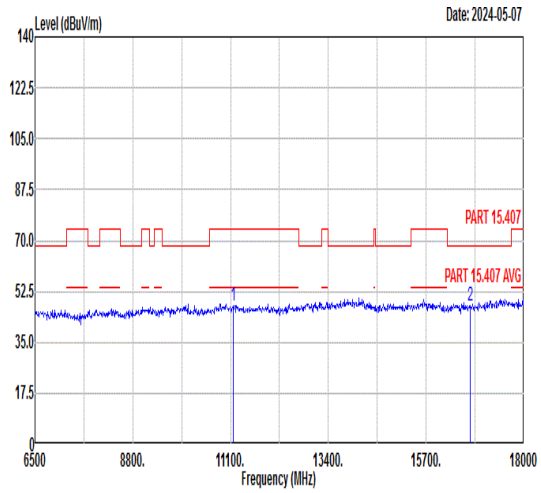 Freq Level Limit Line Margin Read Level Ant Factor Cable Loss Preamp Factor APos TPos Remark MHz dBuV/m dBuV/m dB dBuV dB/m dB dB cm deg 1 11160.00 47.63 74.00 -26.37 59.36 39.06 12.64 63.43 --- --- Peak 2 16740.00 47.33 68.30 -20.97 55.42 41.47 15.35 64.91 --- --- Peak	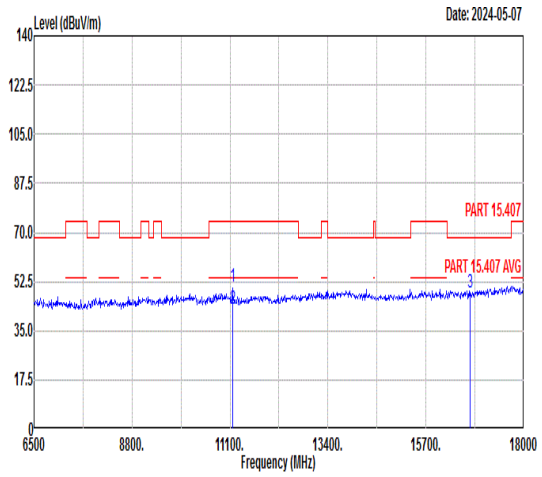 Freq Level Limit Line Margin Read Level Ant Factor Cable Loss Preamp Factor APos TPos Remark MHz dBuV/m dBuV/m dB dBuV dB/m dB dB cm deg 1 11160.00 50.79 74.00 -23.21 62.52 39.06 12.64 63.43 100 335 Peak 2 11160.00 42.85 54.00 -11.15 54.58 39.06 12.64 63.43 100 335 Average 3 16740.00 48.48 68.30 -19.82 56.57 41.47 15.35 64.91 --- --- Peak

Mode	18	
	Band Edge	
	U-NII-2C_5.47-5.725_802.11be EHT20_CH140_5700MHz	
ANT	CDD 6+17	
Pol.	Horizontal	Fundamental
Peak	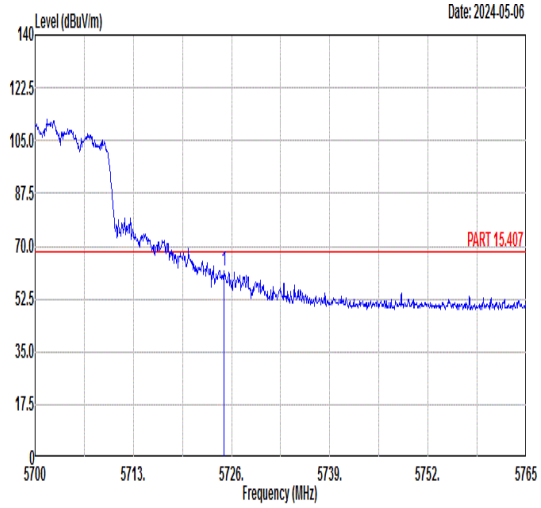	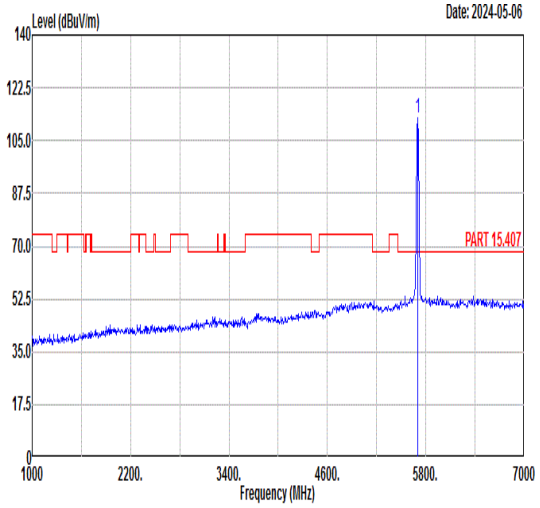
Avg	Blank	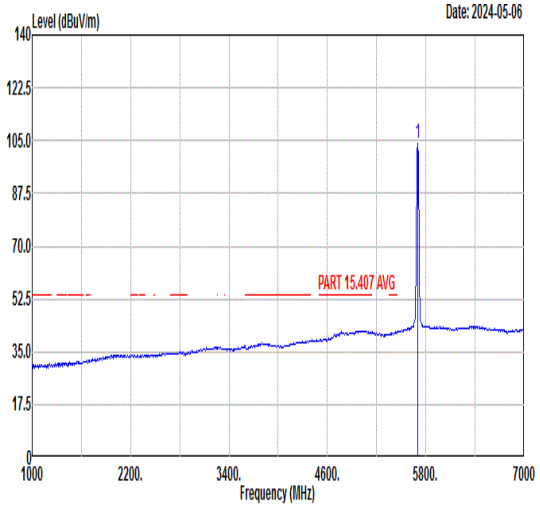

	Freq	Level	Limit Line	Margin	Read Level	Ant Factor	Cable Loss	Preamp Factor	APos	TPos	Remark
	MHz	dBuV/m	dBuV/m	(dB)	dBuV	dB/m	dB	dB	cm	deg	
1	5725.03	61.95	68.30	-6.35	48.40	36.22	10.02	32.69	100	122	PEAK

	Freq	Level	Limit Line	Margin	Read Level	Ant Factor	Cable Loss	Preamp Factor	APos	TPos	Remark
	MHz	dBuV/m	dBuV/m	(dB)	dBuV	dB/m	dB	dB	cm	deg	
1	5700.00	112.60	------	------	99.14	36.18	9.96	32.68	100	122	PEAK

	Freq	Level	Limit Line	Margin	Read Level	Ant Factor	Cable Loss	Preamp Factor	APos	TPos	Remark
	MHz	dBuV/m	dBuV/m	(dB)	dBuV	dB/m	dB	dB	cm	deg	
1	5700.00	103.82	------	------	90.36	36.18	9.96	32.68	100	122	AVERAGE

<table>
<tr><td rowspan="3">Mode</td><td colspan="2">18</td></tr>
<tr><td colspan="2">Band Edge</td></tr>
<tr><td colspan="2">U-NII-2C_5.47-5.725_802.11be EHT20_CH140_5700MHz</td></tr>
<tr><td>ANT</td><td colspan="2">CDD 6+17</td></tr>
<tr><td>Pol.</td><td>Vertical</td><td>Fundamental</td></tr>
<tr><td>Peak</td><td> 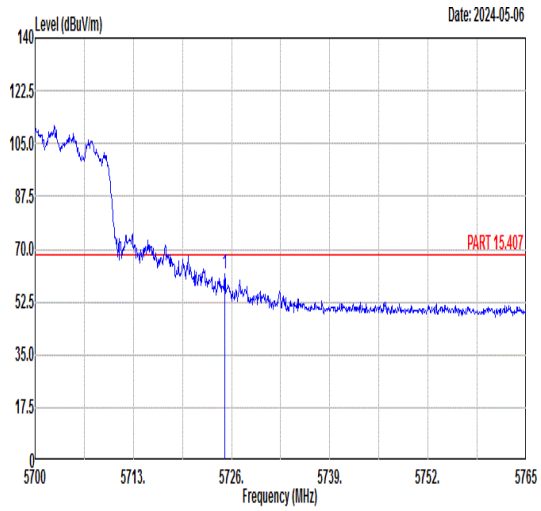

	Freq	Level	Limit Line	Margin	Read Level	Ant Factor	Cable Loss	Preamp Factor	APos	TPos	Remark
	MHz	dBuV/m	dBuV/m	(dB)	dBuV	dB/m	dB	dB	cm	deg	
1	5725.09	61.69	68.30	-6.61	48.14	36.22	10.02	32.69	373	193	PEAK

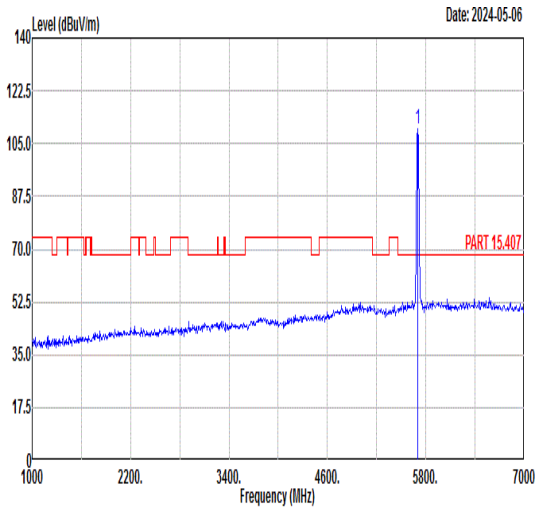

	Freq	Level	Limit Line	Margin	Read Level	Ant Factor	Cable Loss	Preamp Factor	APos	TPos	Remark
	MHz	dBuV/m	dBuV/m	(dB)	dBuV	dB/m	dB	dB	cm	deg	
1	5700.00	109.97	------	------	96.51	36.18	9.96	32.68	373	193	PEAK

</td></tr>
<tr><td>Avg</td><td>Blank</td><td> 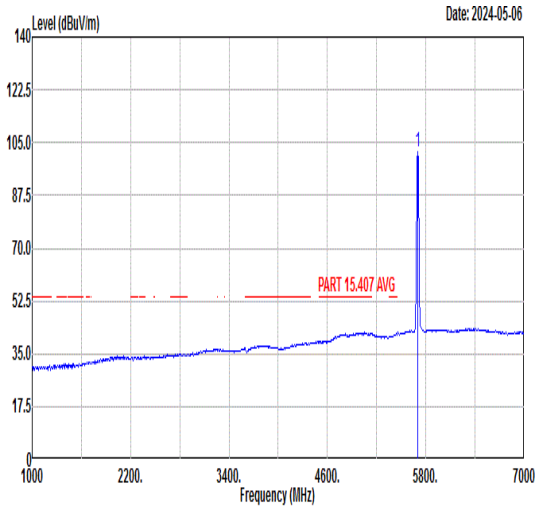

	Freq	Level	Limit Line	Margin	Read Level	Ant Factor	Cable Loss	Preamp Factor	APos	TPos	Remark
	MHz	dBuV/m	dBuV/m	(dB)	dBuV	dB/m	dB	dB	cm	deg	
1	5700.00	102.11	------	------	88.63	36.19	9.97	32.68	373	193	AVERAGE

</td></tr>
</table>

Mode	18	
	Harmonic	
	U-NII-2C_5.47-5.725_802.11be EHT20_CH140_5700MHz	
ANT	CDD 6+17	
Pol.	Horizontal	Vertical
Peak Avg	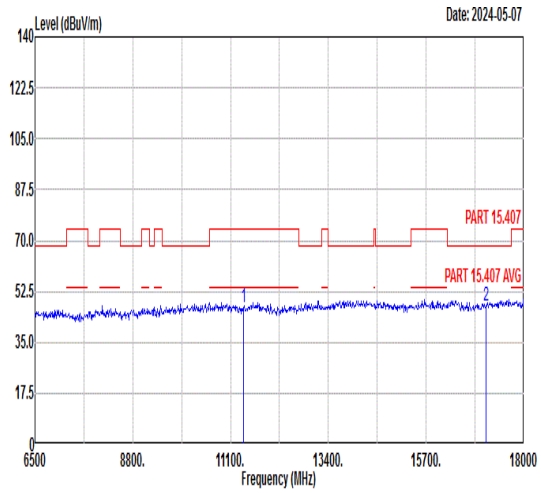	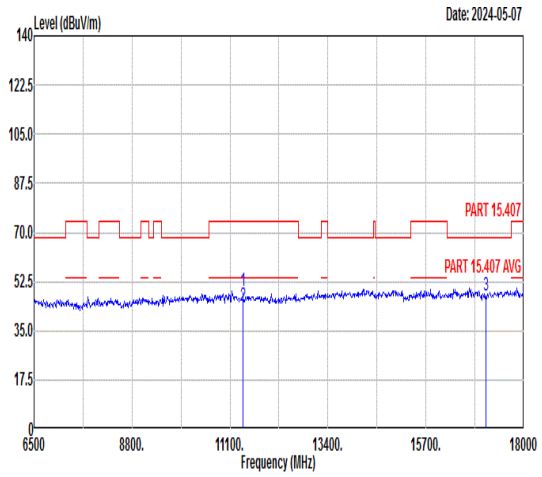

	Freq	Level	Limit Line	Margin	Read Level	Ant Factor	Cable Loss	Preamp Factor	APos	TPos	Remark
	MHz	dBuV/m	dBuV/m	dB	dBuV	dB/m	dB	dB	cm	deg	
1	11400.00	47.28	74.00	-26.72	58.75	39.16	12.81	63.44	---	---	Peak
2	17100.00	47.41	68.30	-20.89	55.31	41.71	15.62	65.23	---	---	Peak

	Freq	Level	Limit Line	Margin	Read Level	Ant Factor	Cable Loss	Preamp Factor	APos	TPos	Remark
	MHz	dBuV/m	dBuV/m	dB	dBuV	dB/m	dB	dB	cm	deg	
1	11400.00	49.08	74.00	-24.92	60.55	39.16	12.81	63.44	100	328	Peak
2	11400.00	43.77	54.00	-10.23	55.24	39.16	12.81	63.44	100	328	Average
3	17100.00	47.78	68.30	-20.52	55.68	41.71	15.62	65.23	---	---	Peak

Mode	19	
	Band Edge - L	
	U-NII-1_5.15-5.25_802.11be EHT40_CH38_5190MHz	
ANT	CDD 6+17	
Pol.	Horizontal	Fundamental

Peak

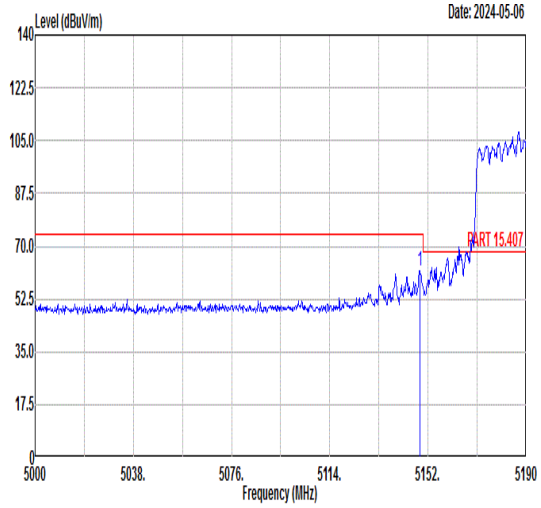

	Freq	Level	Limit Line	Margin (dB)	Read Level	Ant Factor	Cable Loss	Preamp Factor	APos	TPos	Remark
	MHz	dBuV/m	dBuV/m		dBuV	dB/m	dB	dB	cm	deg	
1	5148.77	61.99	74.00	-12.01	50.02	36.11	8.53	32.67	107	114	PEAK

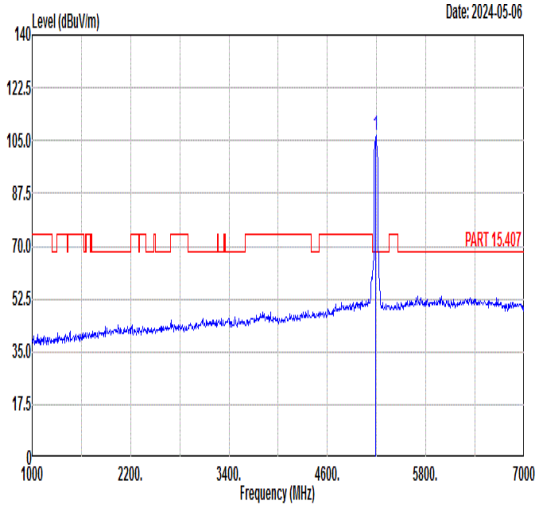

	Freq	Level	Limit Line	Margin (dB)	Read Level	Ant Factor	Cable Loss	Preamp Factor	APos	TPos	Remark
	MHz	dBuV/m	dBuV/m		dBuV	dB/m	dB	dB	cm	deg	
1	5190.00	106.50	------	------	94.46	36.08	8.62	32.66	107	114	PEAK

Avg

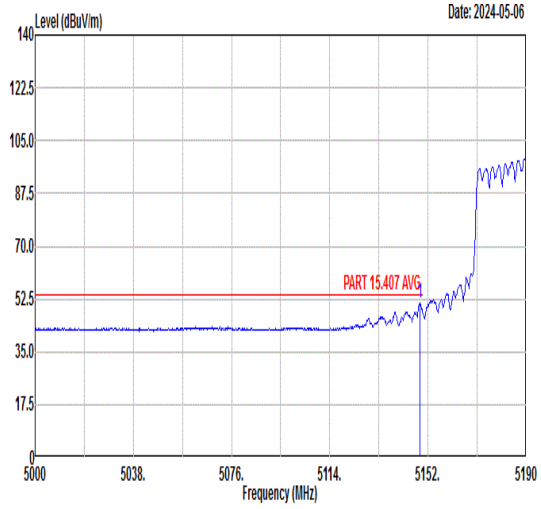

	Freq	Level	Limit Line	Margin (dB)	Read Level	Ant Factor	Cable Loss	Preamp Factor	APos	TPos	Remark
	MHz	dBuV/m	dBuV/m		dBuV	dB/m	dB	dB	cm	deg	
1	5148.77	50.99	54.00	-3.01	39.02	36.11	8.53	32.67	107	114	AVERAGE

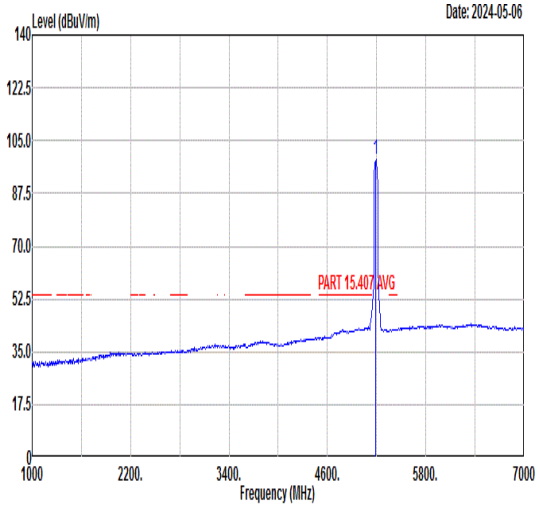

	Freq	Level	Limit Line	Margin (dB)	Read Level	Ant Factor	Cable Loss	Preamp Factor	APos	TPos	Remark
	MHz	dBuV/m	dBuV/m		dBuV	dB/m	dB	dB	cm	deg	
1	5190.00	98.57	------	------	86.53	36.08	8.62	32.66	107	114	AVERAGE

Mode	19	
	Band Edge - R	
	U-NII-1_5.15-5.25_802.11be EHT40_CH38_5190MHz	
ANT	CDD 6+17	
Pol.	Horizontal	Fundamental
Peak	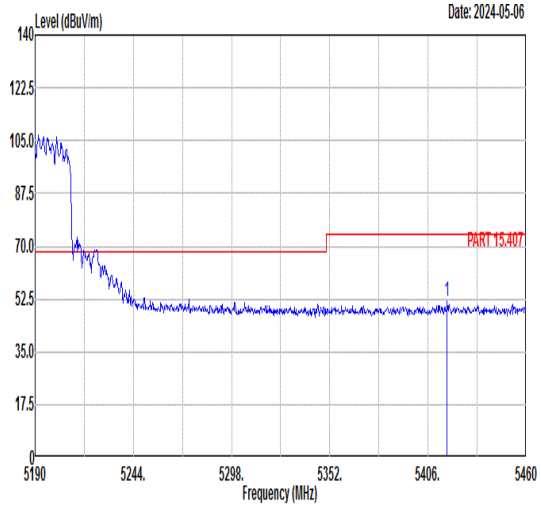 Freq Level Limit Line Margin (dB) Read Level Ant Factor Cable Loss Preamp Factor APos TPos Remark MHz dBuV/m dBuV/m dBuV dB/m dB dB cm deg 1 5416.53 51.70 74.00 -22.30 38.71 35.95 9.66 32.62 107 114 PEAK	Blank
Avg	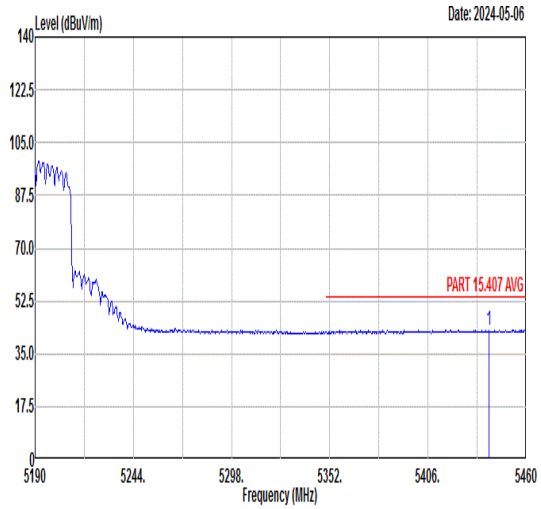 Freq Level Limit Line Margin (dB) Read Level Ant Factor Cable Loss Preamp Factor APos TPos Remark MHz dBuV/m dBuV/m dBuV dB/m dB dB cm deg 1 5439.48 42.99 54.00 -11.01 29.98 35.94 9.68 32.61 107 114 AVERAGE	Blank

Mode	19	
	Band Edge - L	
	U-NII-1_5.15-5.25_802.11be EHT40_CH38_5190MHz	
ANT	CDD 6+17	
Pol.	Vertical	Fundamental

Peak

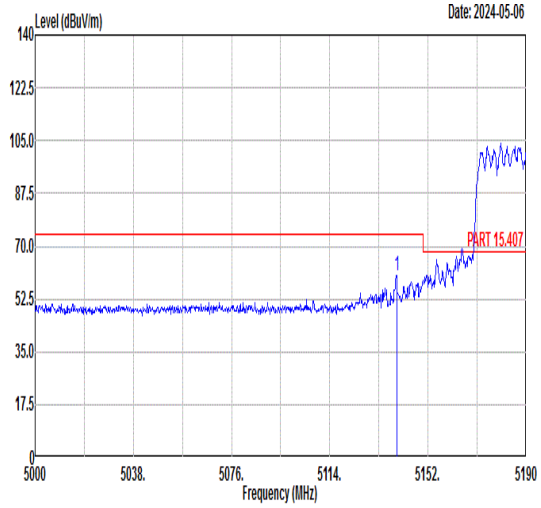

	Freq	Level	Limit Line	Margin (dB)	Read Level	Ant Factor	Cable Loss	Preamp Factor	APos	TPos	Remark
	MHz	dBuV/m	dBuV/m		dBuV	dB/m	dB	dB	cm	deg	
1	5139.84	60.23	74.00	-13.77	48.26	36.12	8.52	32.67	400	196	PEAK

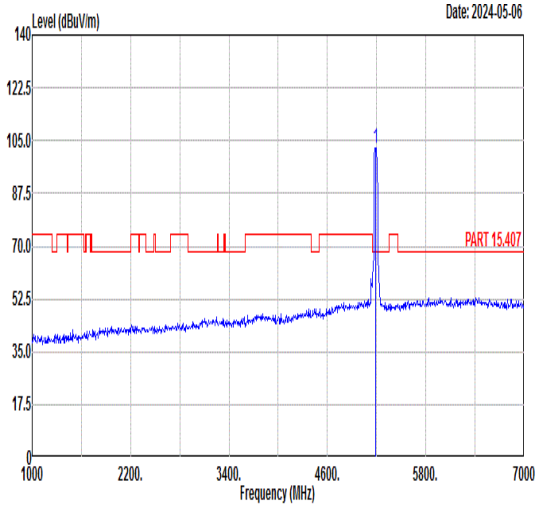

	Freq	Level	Limit Line	Margin (dB)	Read Level	Ant Factor	Cable Loss	Preamp Factor	APos	TPos	Remark
	MHz	dBuV/m	dBuV/m		dBuV	dB/m	dB	dB	cm	deg	
1	5190.00	102.63	------	------	90.59	36.09	8.61	32.66	400	196	PEAK

Avg

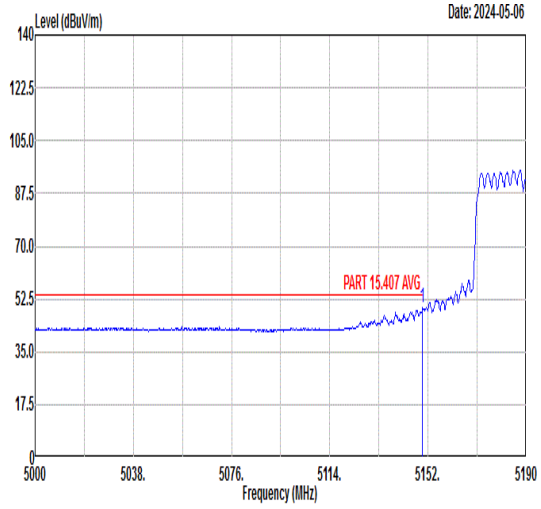

	Freq	Level	Limit Line	Margin (dB)	Read Level	Ant Factor	Cable Loss	Preamp Factor	APos	TPos	Remark
	MHz	dBuV/m	dBuV/m		dBuV	dB/m	dB	dB	cm	deg	
1	5149.91	49.49	54.00	-4.51	37.51	36.11	8.54	32.67	400	196	AVERAGE

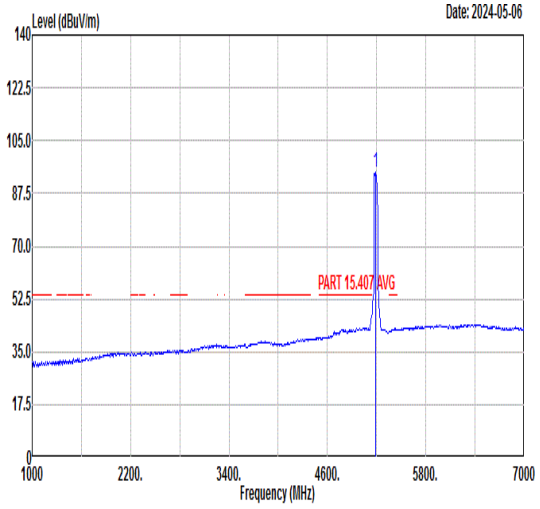

	Freq	Level	Limit Line	Margin (dB)	Read Level	Ant Factor	Cable Loss	Preamp Factor	APos	TPos	Remark
	MHz	dBuV/m	dBuV/m		dBuV	dB/m	dB	dB	cm	deg	
1	5190.00	94.45	------	------	82.41	36.09	8.61	32.66	400	196	AVERAGE

Mode	19	
	Band Edge - R	
	U-NII-1_5.15-5.25_802.11be EHT40_CH38_5190MHz	
ANT	CDD 6+17	
Pol.	Vertical	Fundamental
Peak	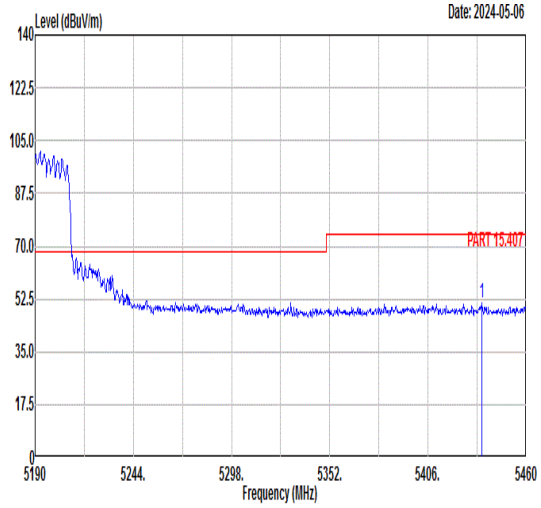 Freq Level Limit Line Margin (dB) Read Level Ant Factor Cable Loss Preamp Factor APos TPos Remark MHz dBuV/m dBuV/m dBuV dB/m dB dB cm deg 1 5435.70 51.30 74.00 -22.70 38.30 35.94 9.67 32.61 400 196 PEAK	Blank
Avg	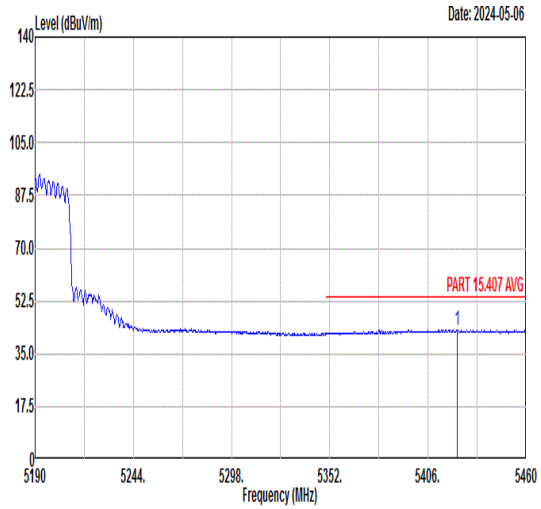 Freq Level Limit Line Margin (dB) Read Level Ant Factor Cable Loss Preamp Factor APos TPos Remark MHz dBuV/m dBuV/m dBuV dB/m dB dB cm deg 1 5422.20 42.92 54.00 -11.08 29.92 35.95 9.67 32.62 400 196 AVERAGE	Blank

Mode	19	
	Harmonic	
	U-NII-1_5.15-5.25_802.11be EHT40_CH38_5190MHz	
ANT	CDD 6+17	
Pol.	Horizontal	Vertical
Peak Avg	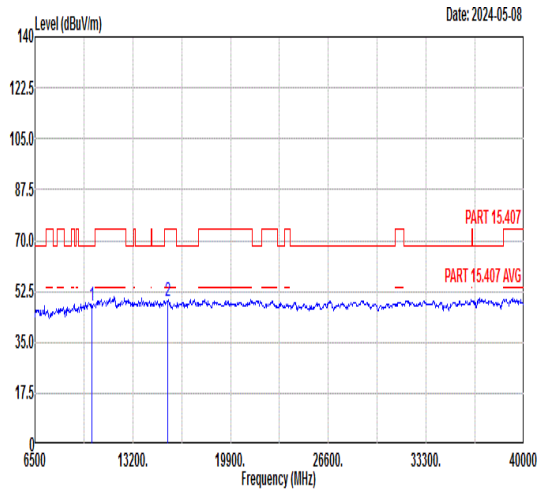 Freq Level Limit Line Margin Read Level Ant Factor Cable Loss Preamp Factor APos TPos Remark MHz dBuV/m dBuV/m dB dBuV dB/m dB dB cm deg 1 10380.00 47.32 68.30 -20.98 60.14 38.75 12.08 63.65 --- --- Peak 2 15570.00 49.19 74.00 -24.81 57.83 40.76 14.60 64.00 --- --- Peak	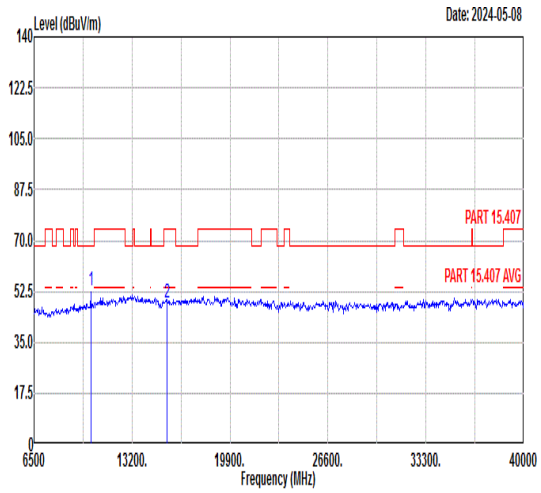 Freq Level Limit Line Margin Read Level Ant Factor Cable Loss Preamp Factor APos TPos Remark MHz dBuV/m dBuV/m dB dBuV dB/m dB dB cm deg 1 10380.00 52.99 68.30 -15.31 65.81 38.75 12.08 63.65 100 340 Peak 2 15570.00 48.58 74.00 -25.42 57.22 40.76 14.60 64.00 --- --- Peak

Mode	20	
	Harmonic	
	U-NII-1_5.15-5.25_802.11be EHT40_CH46_5230MHz	
ANT	CDD 6+17	
Pol.	Horizontal	Vertical
Peak Avg	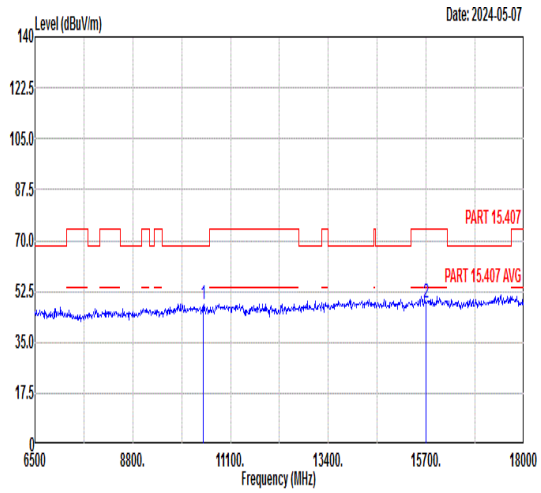 Limit Read Ant Cable Preamp APos TPos Freq Level Line Margin Level Factor Loss Factor Remark MHz dBuV/m dBuV/m dB dBuV dB/m dB dB cm deg 1 10460.00 48.09 68.30 -20.21 60.80 38.78 12.13 63.62 --- --- Peak 2 15690.00 48.80 74.00 -25.20 57.34 40.85 14.65 64.04 --- --- Peak	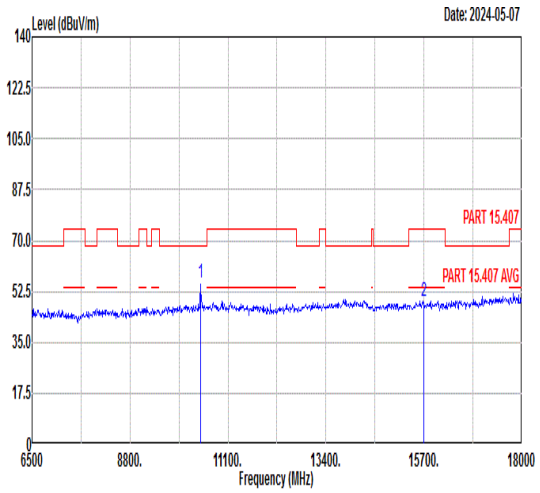 Limit Read Ant Cable Preamp APos TPos Freq Level Line Margin Level Factor Loss Factor Remark MHz dBuV/m dBuV/m dB dBuV dB/m dB dB cm deg 1 10460.00 55.23 68.30 -13.07 67.94 38.78 12.13 63.62 100 336 Peak 2 15690.00 48.97 74.00 -25.03 57.51 40.85 14.65 64.04 --- --- Peak

Mode	21	
	Harmonic	
	U-NII-2A_5.25-5.35_802.11be EHT40_CH54_5270MHz	
ANT	CDD 6+17	
Pol.	Horizontal	Vertical
Peak Avg	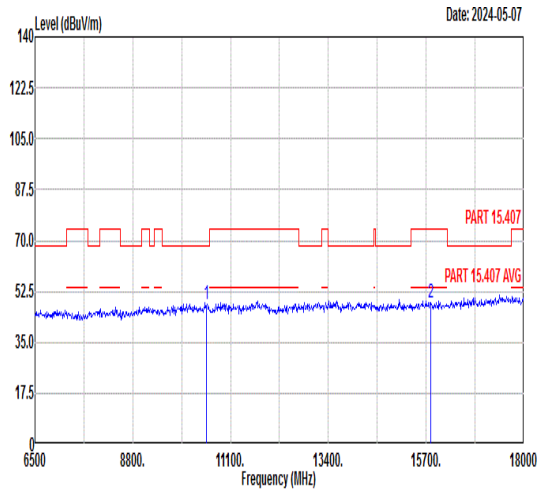 Freq Level Limit Line Margin Read Level Ant Factor Cable Loss Preamp Factor APos TPos Remark MHz dBuV/m dBuV/m dB dBuV dB/m dB dB cm deg 1 10540.00 48.24 68.30 -20.06 60.82 38.82 12.19 63.59 --- --- Peak 2 15810.00 48.50 74.00 -25.50 56.92 40.95 14.71 64.08 --- --- Peak	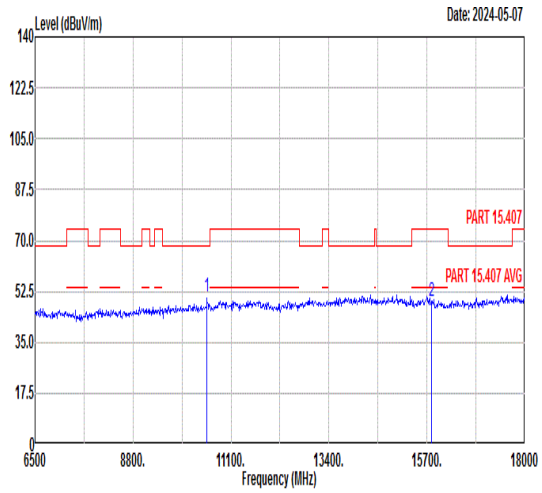 Freq Level Limit Line Margin Read Level Ant Factor Cable Loss Preamp Factor APos TPos Remark MHz dBuV/m dBuV/m dB dBuV dB/m dB dB cm deg 1 10540.00 50.95 68.30 -17.35 63.53 38.82 12.19 63.59 100 321 Peak 2 15810.00 49.11 74.00 -24.89 57.53 40.95 14.71 64.08 --- --- Peak

Mode	22	
	Band Edge - L	
	U-NII-2A_5.25-5.35_802.11be EHT40_CH62_5310MHz	
ANT	CDD 6+17	
Pol.	Horizontal	Fundamental

Peak

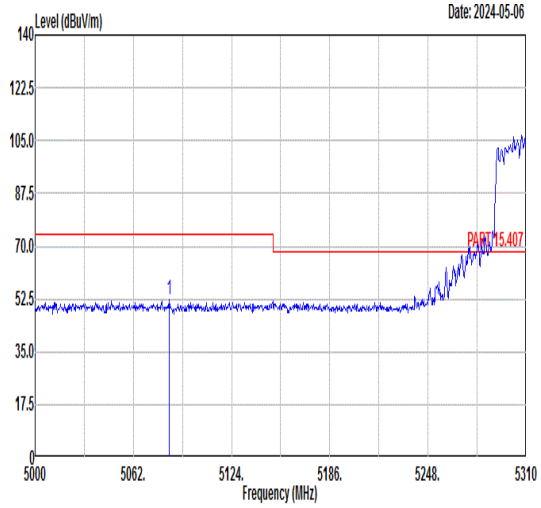

	Freq	Level	Limit Line	Margin	Read Level	Ant Factor	Cable Loss	Preamp Factor	APos	TPos	Remark
	MHz	dBuV/m	dBuV/m	dB	dBuV	dB/m	dB	dB	cm	deg	
1	5084.63	52.44	74.00	-21.56	40.56	36.15	8.41	32.68	103	124	PEAK

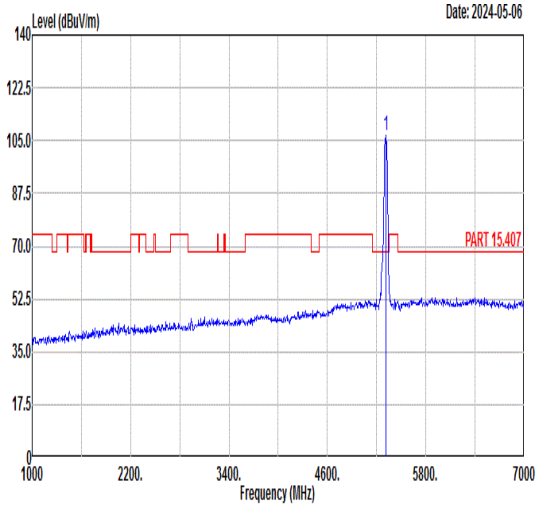

	Freq	Level	Limit Line	Margin	Read Level	Ant Factor	Cable Loss	Preamp Factor	APos	TPos	Remark
	MHz	dBuV/m	dBuV/m	dB	dBuV	dB/m	dB	dB	cm	deg	
1	5310.00	106.60	------	------	94.05	36.01	9.18	32.64	103	124	PEAK

Avg

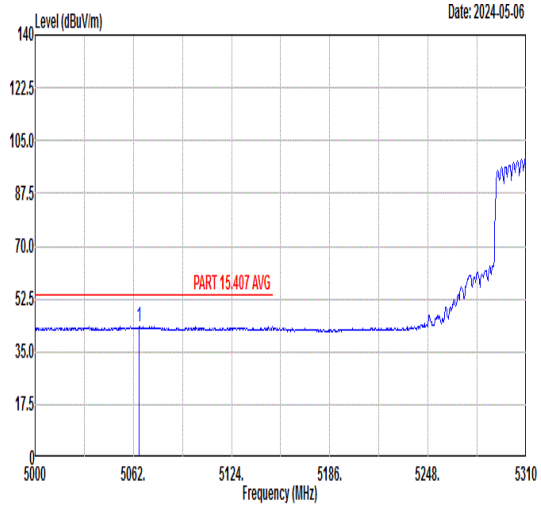

	Freq	Level	Limit Line	Margin	Read Level	Ant Factor	Cable Loss	Preamp Factor	APos	TPos	Remark
	MHz	dBuV/m	dBuV/m	dB	dBuV	dB/m	dB	dB	cm	deg	
1	5065.72	43.37	54.00	-10.63	31.52	36.16	8.38	32.69	103	124	AVERAGE

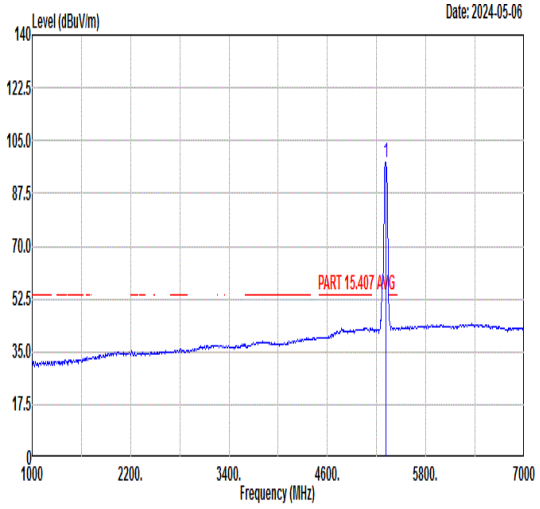

	Freq	Level	Limit Line	Margin	Read Level	Ant Factor	Cable Loss	Preamp Factor	APos	TPos	Remark
	MHz	dBuV/m	dBuV/m	dB	dBuV	dB/m	dB	dB	cm	deg	
1	5310.00	97.78	------	------	85.25	36.02	9.15	32.64	103	124	AVERAGE

Mode	22	
	Band Edge - R	
	U-NII-2A_5.25-5.35_802.11be EHT40_CH62_5310MHz	
ANT	CDD 6+17	
Pol.	Horizontal	Fundamental
Peak	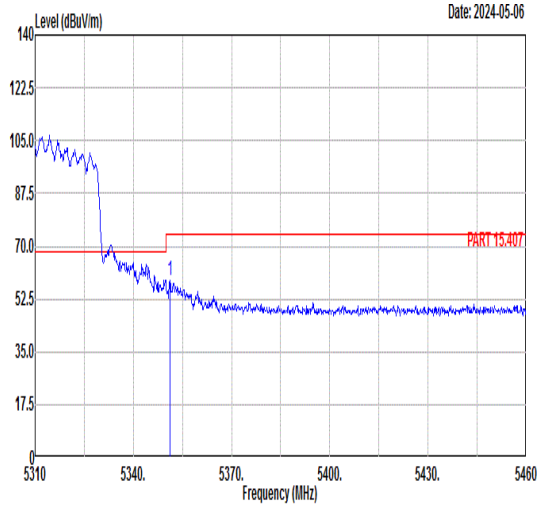 Freq Level Limit Line Margin Read Level Ant Factor Cable Loss Preamp Factor APos TPos Remark MHz dBuV/m dBuV/m dB dBuV dB/m dB dB cm deg 1 5351.25 58.64 74.00 -15.36 45.91 35.99 9.37 32.63 103 124 PEAK	Blank
Avg	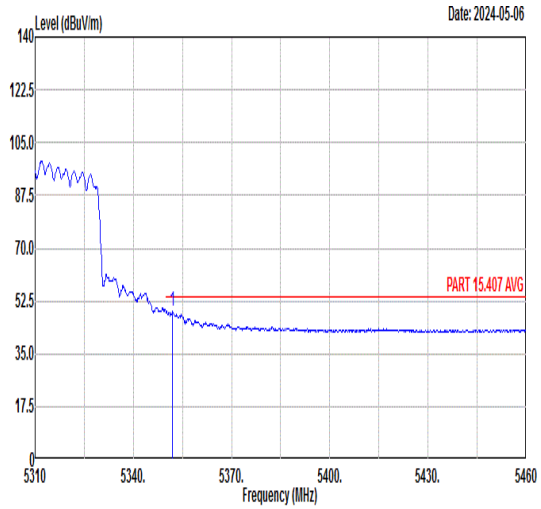 Freq Level Limit Line Margin Read Level Ant Factor Cable Loss Preamp Factor APos TPos Remark MHz dBuV/m dBuV/m dB dBuV dB/m dB dB cm deg 1 5352.00 48.94 54.00 -5.06 36.20 35.99 9.38 32.63 103 124 AVERAGE	Blank

Mode	22	
	Band Edge - L	
	U-NII-2A_5.25-5.35_802.11be EHT40_CH62_5310MHz	
ANT	CDD 6+17	
Pol.	Vertical	Fundamental

Peak

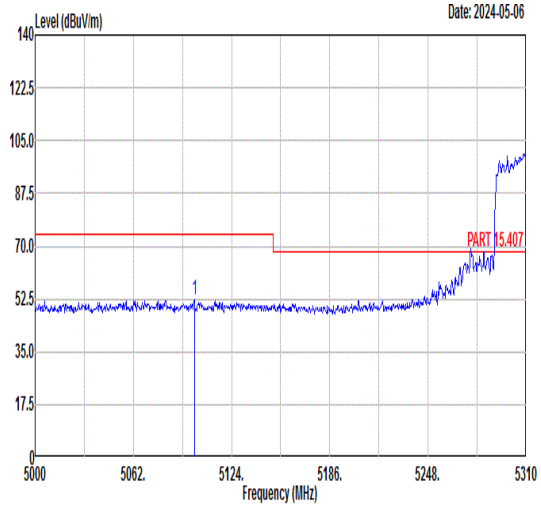

	Freq	Level	Limit Line	Margin	Read Level	Ant Factor	Cable Loss	Preamp Factor	APos	TPos	Remark
	MHz	dBuV/m	dBuV/m	dB	dBuV	dB/m	dB	dB	cm	deg	
1	5100.44	52.05	74.00	-21.95	40.15	36.14	8.44	32.68	400	173	PEAK

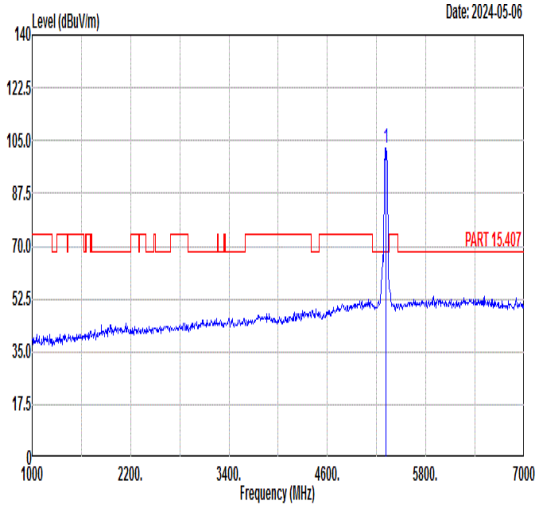

	Freq	Level	Limit Line	Margin	Read Level	Ant Factor	Cable Loss	Preamp Factor	APos	TPos	Remark
	MHz	dBuV/m	dBuV/m	dB	dBuV	dB/m	dB	dB	cm	deg	
1	5310.00	102.41	------	------	89.88	36.02	9.15	32.64	400	173	PEAK

Avg

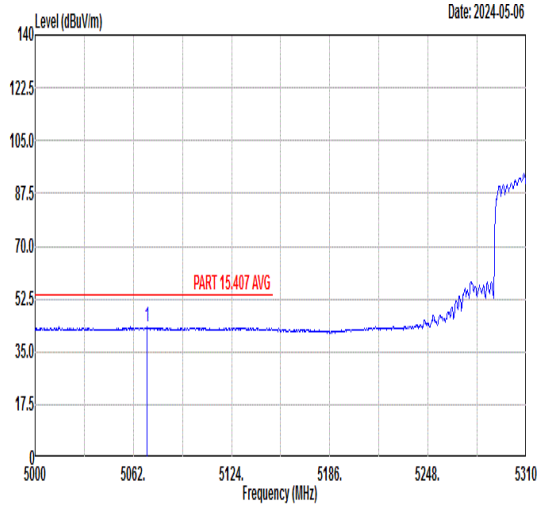

	Freq	Level	Limit Line	Margin	Read Level	Ant Factor	Cable Loss	Preamp Factor	APos	TPos	Remark
	MHz	dBuV/m	dBuV/m	dB	dBuV	dB/m	dB	dB	cm	deg	
1	5070.68	43.29	54.00	-10.71	31.43	36.16	8.39	32.69	400	173	AVERAGE

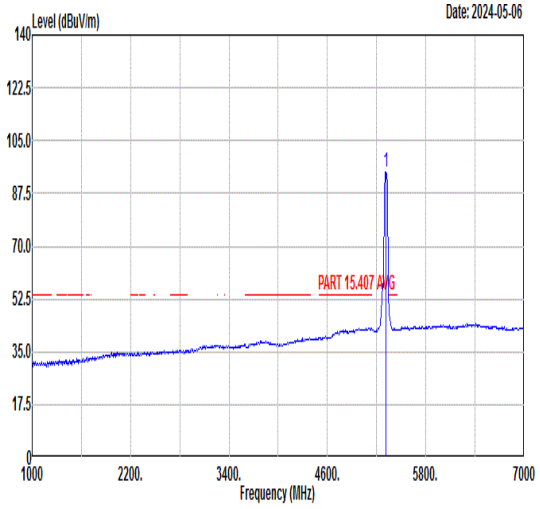

	Freq	Level	Limit Line	Margin	Read Level	Ant Factor	Cable Loss	Preamp Factor	APos	TPos	Remark
	MHz	dBuV/m	dBuV/m	dB	dBuV	dB/m	dB	dB	cm	deg	
1	5310.00	94.75	------	------	82.20	36.01	9.18	32.64	400	173	AVERAGE

Mode	22	
	Band Edge - R	
	U-NII-2A_5.25-5.35_802.11be EHT40_CH62_5310MHz	
ANT	CDD 6+17	
Pol.	Vertical	Fundamental
Peak	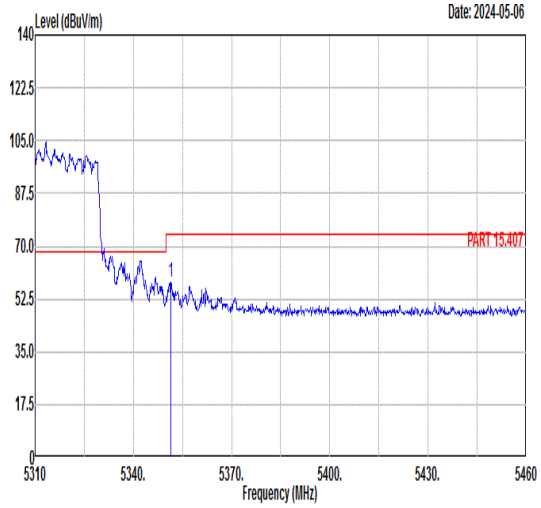 Freq Level Limit Line Margin Read Level Ant Factor Cable Loss Preamp Factor APos TPos Remark MHz dBuV/m dBuV/m dB dBuV dB/m dB dB cm deg 1 5351.55 57.86 74.00 -16.14 45.13 35.99 9.37 32.63 400 173 PEAK	Blank
Avg	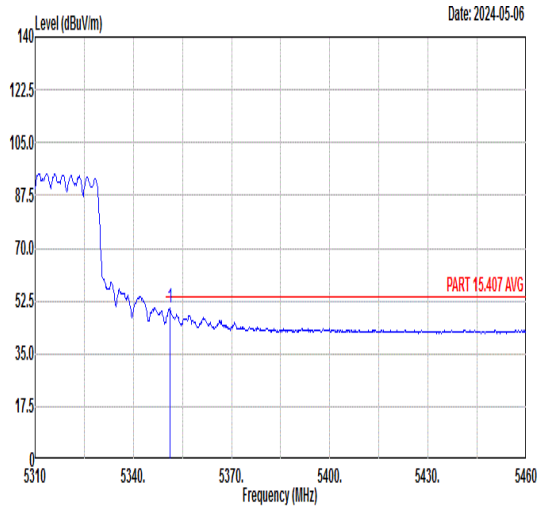 Freq Level Limit Line Margin Read Level Ant Factor Cable Loss Preamp Factor APos TPos Remark MHz dBuV/m dBuV/m dB dBuV dB/m dB dB cm deg 1 5351.10 50.18 54.00 -3.82 37.45 35.99 9.37 32.63 400 173 AVERAGE	Blank

Mode	22	
	Harmonic	
	U-NII-2A_5.25-5.35_802.11be EHT40_CH62_5310MHz	
ANT	CDD 6+17	
Pol.	Horizontal	Vertical
Peak Avg	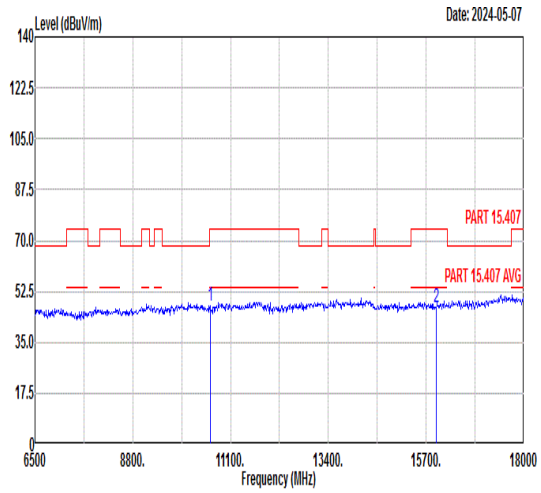 Freq Level Limit Line Margin Read Level Ant Factor Cable Loss Preamp Factor APos TPos Remark MHz dBuV/m dBuV/m dB dBuV dB/m dB dB cm deg 1 10620.00 47.76 74.00 -26.24 60.22 38.85 12.25 63.56 --- --- Peak 2 15930.00 46.97 74.00 -27.03 55.29 41.04 14.76 64.12 --- --- Peak	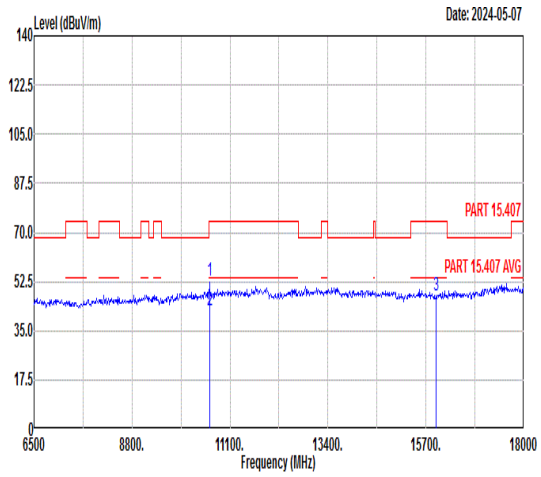 Freq Level Limit Line Margin Read Level Ant Factor Cable Loss Preamp Factor APos TPos Remark MHz dBuV/m dBuV/m dB dBuV dB/m dB dB cm deg 1 10620.00 52.69 74.00 -21.31 65.15 38.85 12.25 63.56 100 322 Peak 2 10620.00 42.08 54.00 -11.92 54.54 38.85 12.25 63.56 100 322 Average 3 15930.00 47.37 74.00 -26.63 55.69 41.04 14.76 64.12 --- --- Peak

Mode	23	
	Band Edge - L	
	U-NII-2C_5.47-5.725_802.11be EHT40_CH102_5510MHz	
ANT	CDD 6+17	
Pol.	Horizontal	Fundamental

Peak

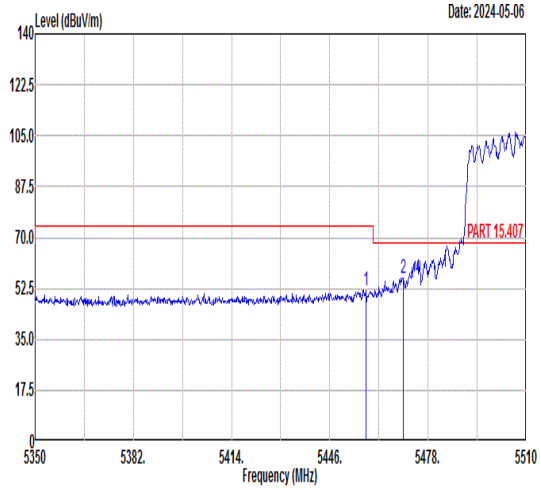

	Freq	Level	Limit Line	Margin	Read Level	Ant Factor	Cable Loss	Preamp Factor	APos	TPos	Remark
	MHz	dBuV/m	dBuV/m	dB	dBuV	dB/m	dB	dB	cm	deg	
1	5457.68	51.71	74.00	-22.29	38.70	35.93	9.69	32.61	100	109	PEAK
2	5469.84	55.97	68.30	-12.33	42.97	35.92	9.69	32.61	100	109	PEAK

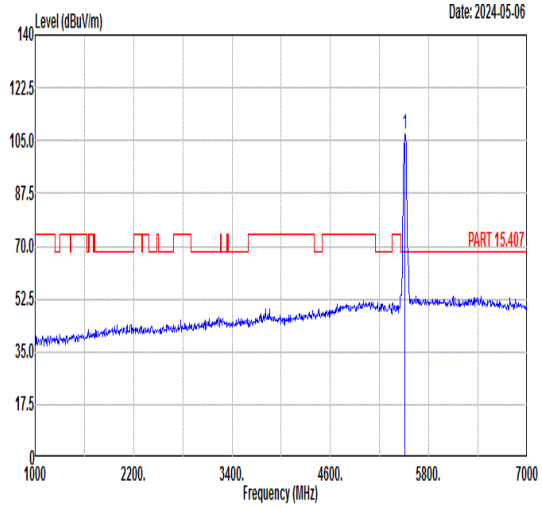

	Freq	Level	Limit Line	Margin	Read Level	Ant Factor	Cable Loss	Preamp Factor	APos	TPos	Remark
	MHz	dBuV/m	dBuV/m	dB	dBuV	dB/m	dB	dB	cm	deg	
1	5510.00	107.04	------	------	94.01	35.92	9.71	32.60	100	109	PEAK

Avg

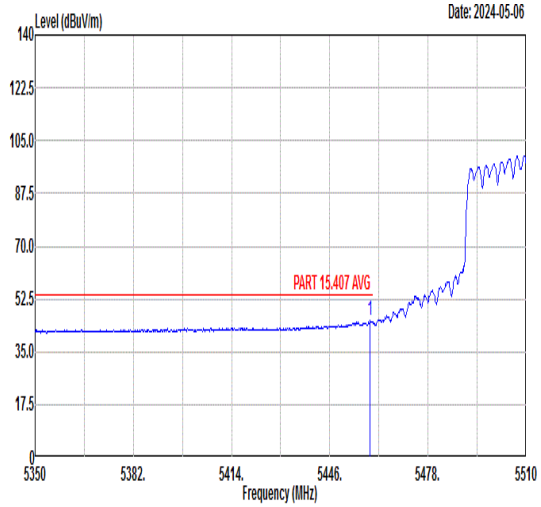

	Freq	Level	Limit Line	Margin	Read Level	Ant Factor	Cable Loss	Preamp Factor	APos	TPos	Remark
	MHz	dBuV/m	dBuV/m	dB	dBuV	dB/m	dB	dB	cm	deg	
1	5459.12	45.64	54.00	-8.36	32.64	35.92	9.69	32.61	100	109	AVERAGE

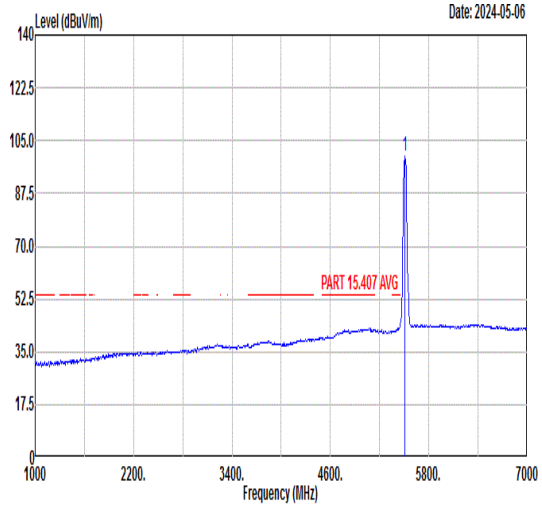

	Freq	Level	Limit Line	Margin	Read Level	Ant Factor	Cable Loss	Preamp Factor	APos	TPos	Remark
	MHz	dBuV/m	dBuV/m	dB	dBuV	dB/m	dB	dB	cm	deg	
1	5510.00	99.81	------	------	86.78	35.92	9.71	32.60	100	109	AVERAGE

Mode	23	
	Band Edge - R	
	U-NII-2C_5.47-5.725_802.11be EHT40_CH102_5510MHz	
ANT	CDD 6+17	
Pol.	Horizontal	Fundamental
Peak	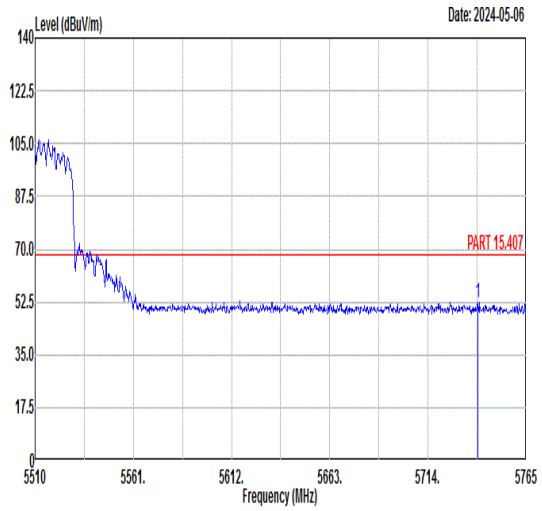	Blank

	Freq	Level	Limit Line	Margin	Read Level	Ant Factor	Cable Loss	Preamp Factor	APos	TPos	Remark
	MHz	dBuV/m	dBuV/m	dB	dBuV	dB/m	dB	dB	cm	deg	
1	5739.76	52.34	68.30	-15.96	38.75	36.24	10.05	32.70	100	109	PEAK

Mode	23	
	Band Edge - L	
	U-NII-2C_5.47-5.725_802.11be EHT40_CH102_5510MHz	
ANT	CDD 6+17	
Pol.	Vertical	Fundamental

Peak

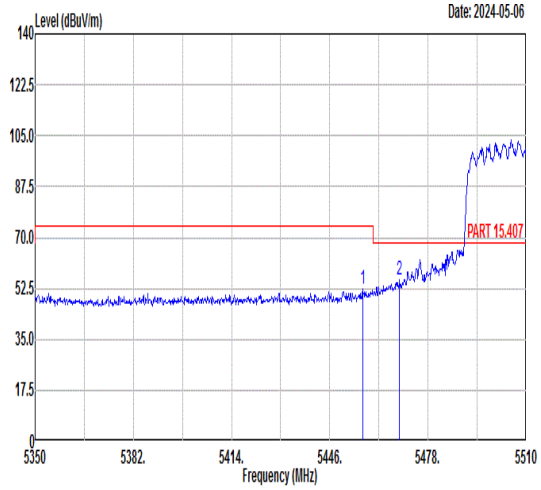

	Freq	Level	Limit Line	Margin	Read Level	Ant Factor	Cable Loss	Preamp Factor	APos	TPos	Remark
	MHz	dBuV/m	dBuV/m	dB	dBuV	dB/m	dB	dB	cm	deg	
1	5456.72	52.20	74.00	-21.80	39.19	35.93	9.69	32.61	100	91	PEAK
2	5468.72	55.39	68.30	-12.91	42.39	35.92	9.69	32.61	100	91	PEAK

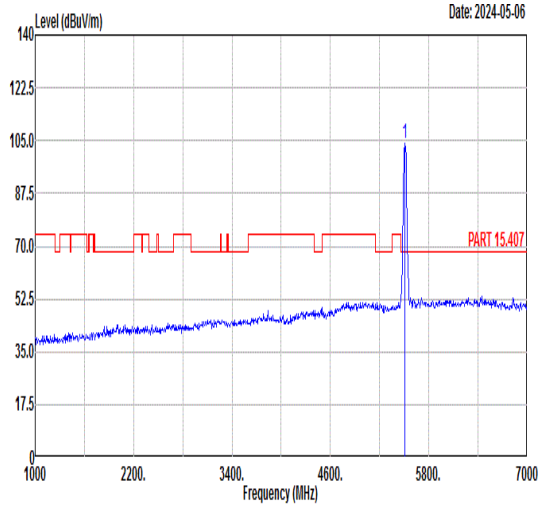

	Freq	Level	Limit Line	Margin	Read Level	Ant Factor	Cable Loss	Preamp Factor	APos	TPos	Remark
	MHz	dBuV/m	dBuV/m	dB	dBuV	dB/m	dB	dB	cm	deg	
1	5510.00	104.04	------	------	91.02	35.91	9.71	32.60	100	91	PEAK

Avg

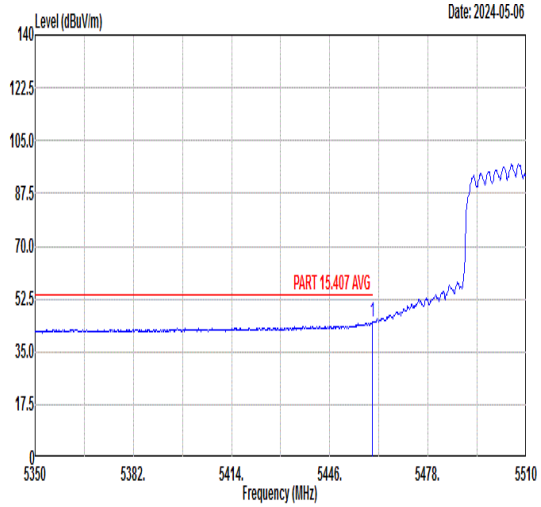

	Freq	Level	Limit Line	Margin	Read Level	Ant Factor	Cable Loss	Preamp Factor	APos	TPos	Remark
	MHz	dBuV/m	dBuV/m	dB	dBuV	dB/m	dB	dB	cm	deg	
1	5459.76	44.66	54.00	-9.34	31.66	35.92	9.69	32.61	100	91	AVERAGE

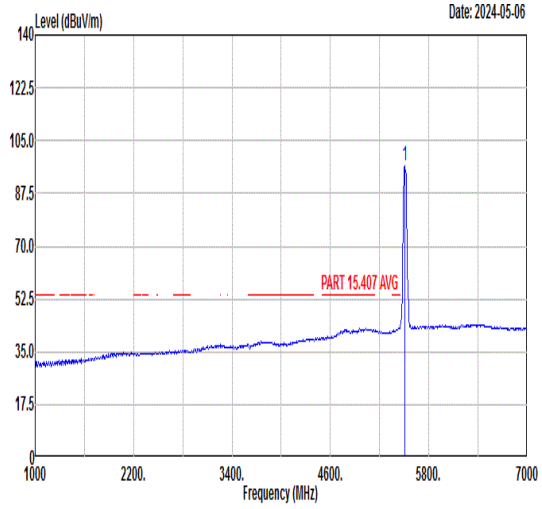

	Freq	Level	Limit Line	Margin	Read Level	Ant Factor	Cable Loss	Preamp Factor	APos	TPos	Remark
	MHz	dBuV/m	dBuV/m	dB	dBuV	dB/m	dB	dB	cm	deg	
1	5510.00	96.84	------	------	83.82	35.91	9.71	32.60	100	91	AVERAGE

Mode	23	
	Band Edge - R	
	U-NII-2C_5.47-5.725_802.11be EHT40_CH102_5510MHz	
ANT	CDD 6+17	
Pol.	Vertical	Fundamental
Peak	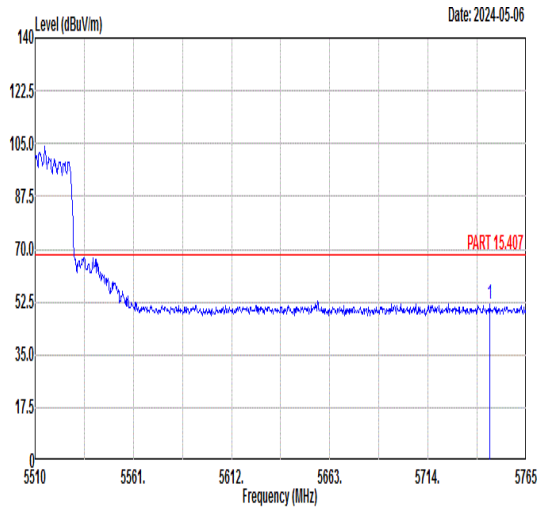	Blank

	Freq	Level	Limit Line	Margin	Read Level	Ant Factor	Cable Loss	Preamp Factor	APos	TPos	Remark
	MHz	dBuV/m	dBuV/m	dB	dBuV	dB/m	dB	dB	cm	deg	
1	5745.88	51.71	68.30	-16.59	38.11	36.24	10.06	32.70	100	91	PEAK

Mode	23	
	Harmonic	
	U-NII-2C_5.47-5.725_802.11be EHT40_CH102_5510MHz	
ANT	CDD 6+17	
Pol.	Horizontal	Vertical
Peak Avg	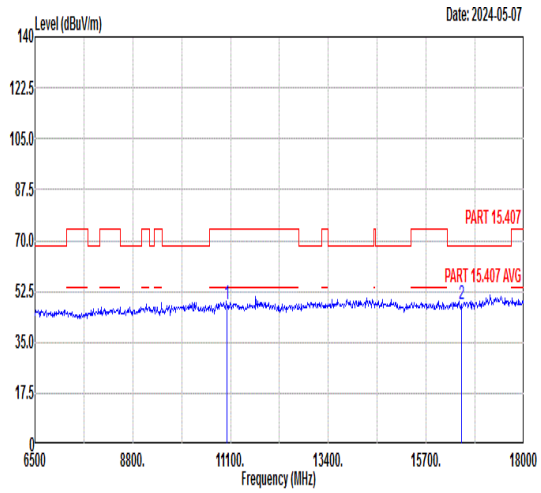 Freq Level Limit Line Margin Read Level Ant Factor Cable Loss Preamp Factor APos TPos Remark MHz dBuV/m dBuV/m dB dBuV dB/m dB dB cm deg 1 11020.00 48.05 74.00 -25.95 59.92 39.01 12.54 63.42 --- --- Peak 2 16530.00 48.24 68.30 -20.06 56.38 41.36 15.19 64.69 --- --- Peak	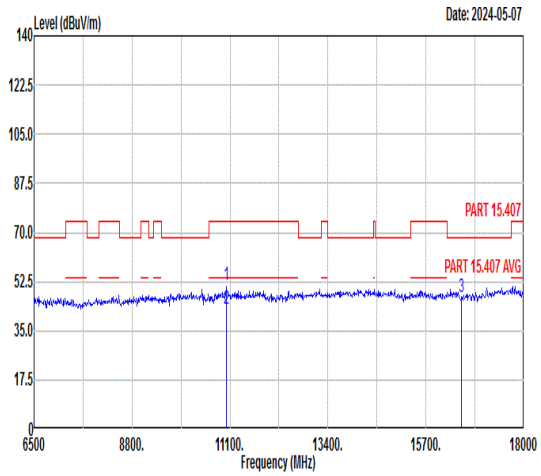 Freq Level Limit Line Margin Read Level Ant Factor Cable Loss Preamp Factor APos TPos Remark MHz dBuV/m dBuV/m dB dBuV dB/m dB dB cm deg 1 11020.00 51.37 74.00 -22.63 63.24 39.01 12.54 63.42 100 309 Peak 2 11020.00 42.67 54.00 -11.33 54.54 39.01 12.54 63.42 100 309 Average 3 16530.00 47.00 68.30 -21.30 55.14 41.36 15.19 64.69 --- --- Peak

Mode	24	
	Harmonic	
	U-NII-2C_5.47-5.725_802.11be EHT40_CH110_5550MHz	
ANT	CDD 6+17	
Pol.	Horizontal	Vertical
Peak Avg	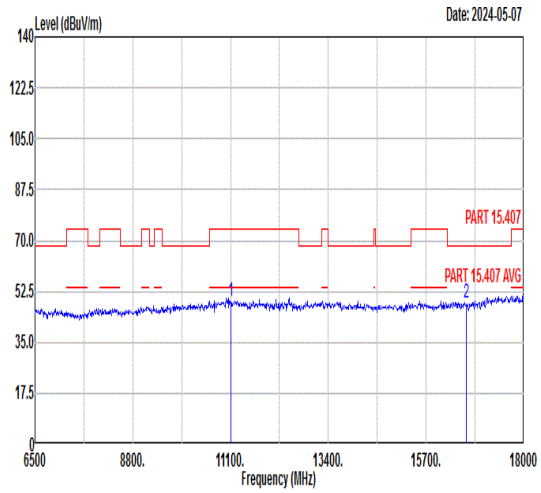 Freq Level Limit Line Margin Read Level Ant Factor Cable Loss Preamp Factor APos TPos Remark MHz dBuV/m dBuV/m dB dBuV dB/m dB dB cm deg 1 11100.00 48.87 74.00 -25.13 60.66 39.04 12.59 63.42 --- --- Peak 2 16650.00 48.69 68.30 -19.61 56.81 41.42 15.28 64.82 --- --- Peak	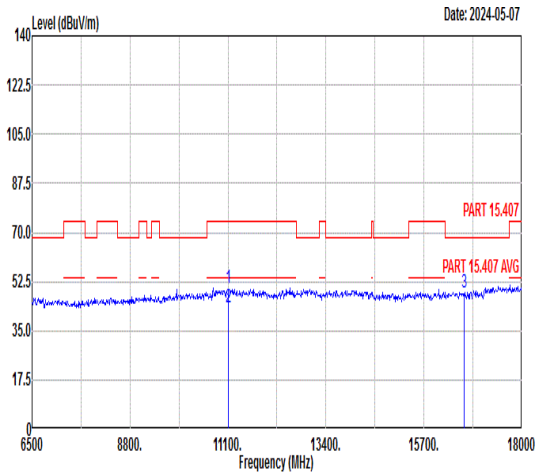 Freq Level Limit Line Margin Read Level Ant Factor Cable Loss Preamp Factor APos TPos Remark MHz dBuV/m dBuV/m dB dBuV dB/m dB dB cm deg 1 11100.00 50.33 74.00 -23.67 62.12 39.04 12.59 63.42 100 315 Peak 2 11100.00 43.44 54.00 -10.56 55.23 39.04 12.59 63.42 100 315 Average 3 16650.00 48.62 68.30 -19.68 56.74 41.42 15.28 64.82 --- --- Peak

Mode	25	
	Band Edge - L	
	U-NII-2C_5.47-5.725_802.11be EHT40_CH134_5670MHz	
ANT	CDD 6+17	
Pol.	Horizontal	Fundamental

Peak

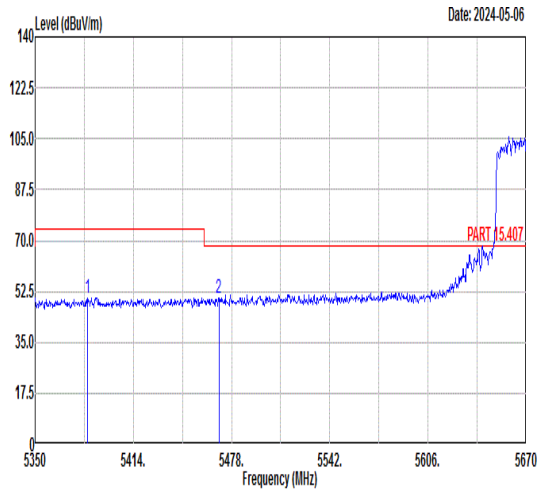

	Freq	Level	Limit Line	Margin	Read Level	Ant Factor	Cable Loss	Preamp Factor	APos	TPos	Remark
	MHz	dBuV/m	dBuV/m	dB	dBuV	dB/m	dB	dB	cm	deg	
1	5383.92	50.41	74.00	-23.59	37.52	35.97	9.54	32.62	100	298	PEAK
2	5469.68	50.33	68.30	-17.97	37.33	35.92	9.69	32.61	100	298	PEAK

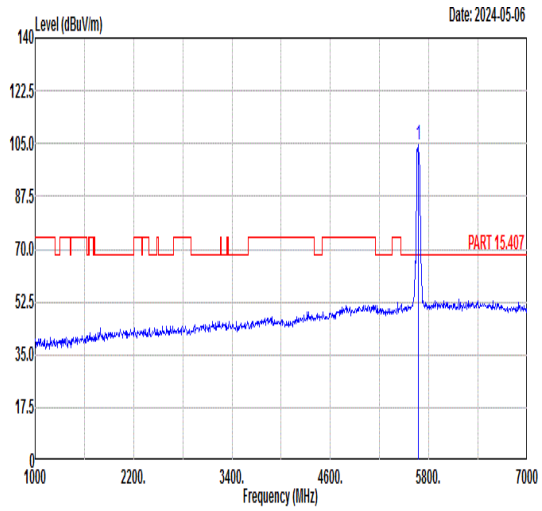

	Freq	Level	Limit Line	Margin	Read Level	Ant Factor	Cable Loss	Preamp Factor	APos	TPos	Remark
	MHz	dBuV/m	dBuV/m	dB	dBuV	dB/m	dB	dB	cm	deg	
1	5670.00	104.74	------	------	91.37	36.14	9.90	32.67	100	298	PEAK

Avg

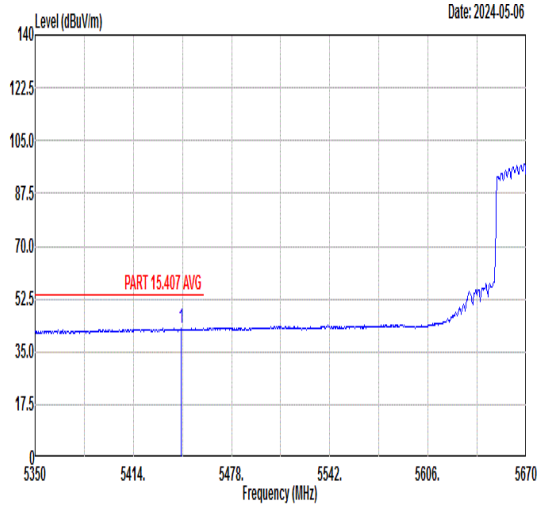

	Freq	Level	Limit Line	Margin	Read Level	Ant Factor	Cable Loss	Preamp Factor	APos	TPos	Remark
	MHz	dBuV/m	dBuV/m	dB	dBuV	dB/m	dB	dB	cm	deg	
1	5445.04	42.73	54.00	-11.27	29.73	35.93	9.68	32.61	100	298	AVERAGE

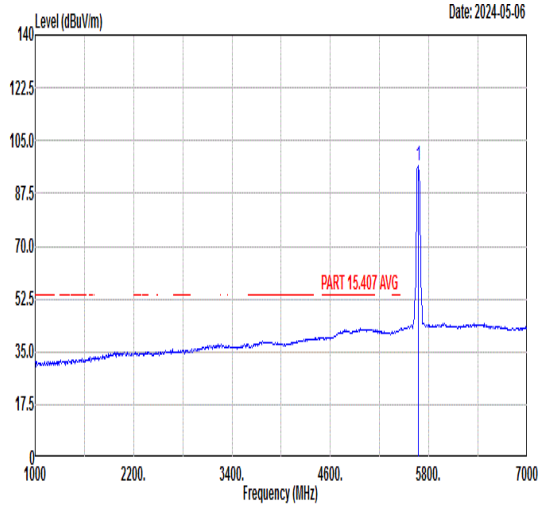

	Freq	Level	Limit Line	Margin	Read Level	Ant Factor	Cable Loss	Preamp Factor	APos	TPos	Remark
	MHz	dBuV/m	dBuV/m	dB	dBuV	dB/m	dB	dB	cm	deg	
1	5670.00	96.75	------	------	83.38	36.14	9.90	32.67	100	298	AVERAGE

Mode	25	
	Band Edge - R	
	U-NII-2C_5.47-5.725_802.11be EHT40_CH134_5670MHz	
ANT	CDD 6+17	
Pol.	Horizontal	Fundamental
Peak	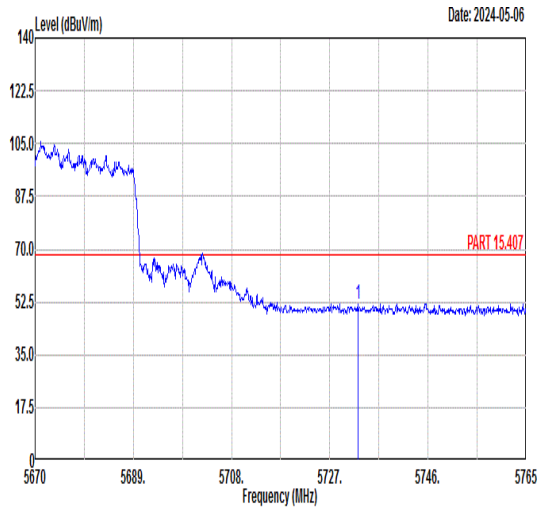	Blank

	Freq	Level	Limit Line	Margin	Read Level	Ant Factor	Cable Loss	Preamp Factor	APos	TPos	Remark
	MHz	dBuV/m	dBuV/m	dB	dBuV	dB/m	dB	dB	cm	deg	
1	5732.42	52.02	68.30	-16.28	38.45	36.23	10.03	32.69	100	298	PEAK

Mode	25	
	Band Edge - L	
	U-NII-2C_5.47-5.725_802.11be EHT40_CH134_5670MHz	
ANT	CDD 6+17	
Pol.	Vertical	Fundamental

Peak

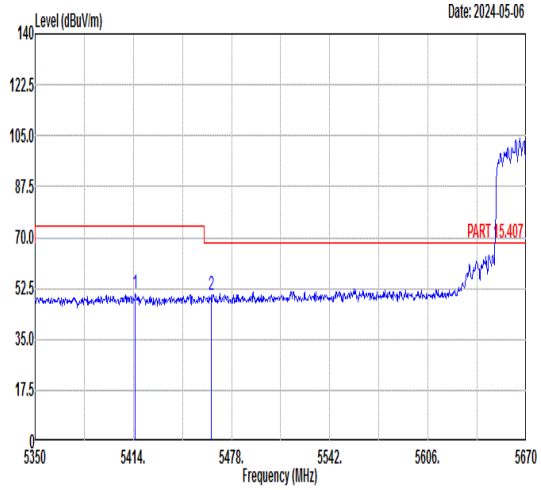

	Freq	Level	Limit Line	Margin	Read Level	Ant Factor	Cable Loss	Preamp Factor	APos	TPos	Remark
	MHz	dBuV/m	dBuV/m	dB	dBuV	dB/m	dB	dB	cm	deg	
1	5415.28	50.76	74.00	-23.24	37.77	35.95	9.66	32.62	372	174	PEAK
2	5464.88	50.23	68.30	-18.07	37.23	35.92	9.69	32.61	372	174	PEAK

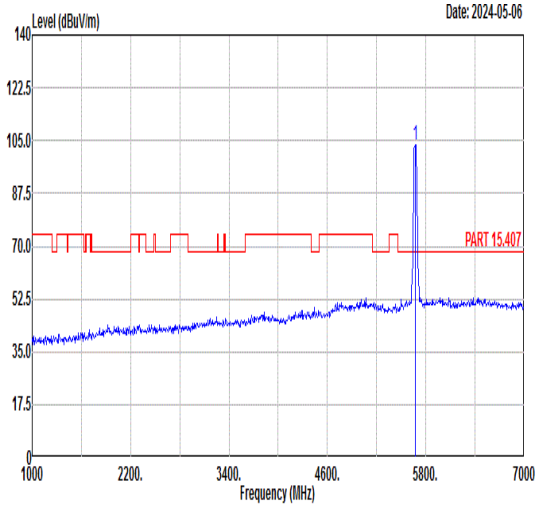

	Freq	Level	Limit Line	Margin	Read Level	Ant Factor	Cable Loss	Preamp Factor	APos	TPos	Remark
	MHz	dBuV/m	dBuV/m	dB	dBuV	dB/m	dB	dB	cm	deg	
1	5670.00	103.56	------	------	90.18	36.14	9.91	32.67	372	174	PEAK

Avg

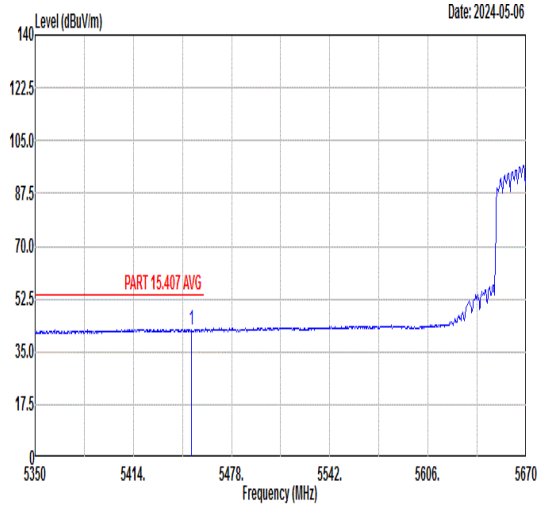

	Freq	Level	Limit Line	Margin	Read Level	Ant Factor	Cable Loss	Preamp Factor	APos	TPos	Remark
	MHz	dBuV/m	dBuV/m	dB	dBuV	dB/m	dB	dB	cm	deg	
1	5451.76	42.49	54.00	-11.51	29.49	35.93	9.68	32.61	372	174	AVERAGE

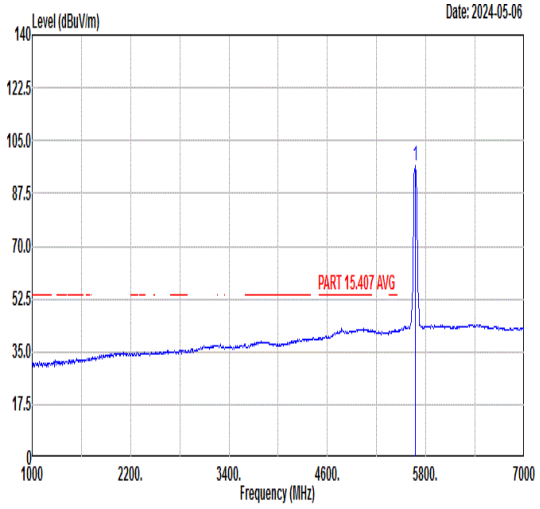

	Freq	Level	Limit Line	Margin	Read Level	Ant Factor	Cable Loss	Preamp Factor	APos	TPos	Remark
	MHz	dBuV/m	dBuV/m	dB	dBuV	dB/m	dB	dB	cm	deg	
1	5670.00	96.65	------	------	83.28	36.14	9.90	32.67	372	174	AVERAGE

Mode	25	
	Band Edge - R	
	U-NII-2C_5.47-5.725_802.11be EHT40_CH134_5670MHz	
ANT	CDD 6+17	
Pol.	Vertical	Fundamental
Peak	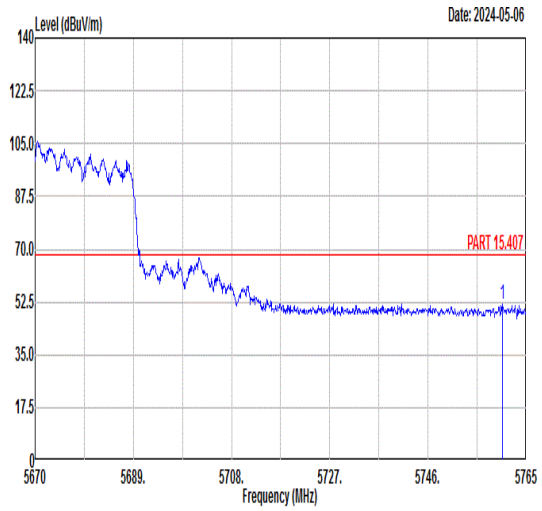	Blank

	Freq	Level	Limit Line	Margin	Read Level	Ant Factor	Cable Loss	Preamp Factor	APos	TPos	Remark
	MHz	dBuV/m	dBuV/m	dB	dBuV	dB/m	dB	dB	cm	deg	
1	5760.44	51.85	68.30	-16.45	38.20	36.26	10.09	32.70	372	174	PEAK

Mode	25	
	Harmonic	
	U-NII-2C_5.47-5.725_802.11be EHT40_CH134_5670MHz	
ANT	CDD 6+17	
Pol.	Horizontal	Vertical
Peak Avg	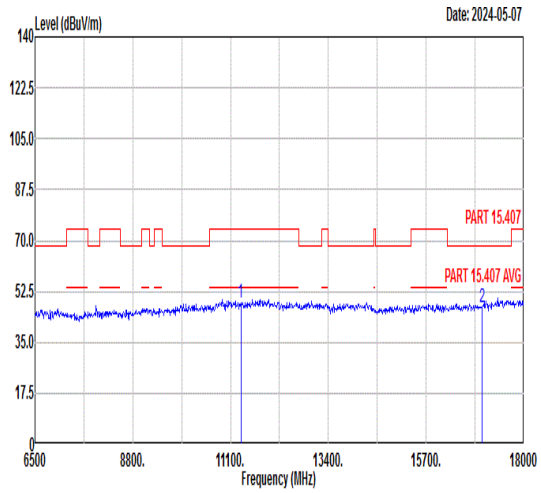 Freq Level Limit Line Margin Read Level Ant Factor Cable Loss Preamp Factor APos TPos Remark MHz dBuV/m dBuV/m dB dBuV dB/m dB dB cm deg 1 11340.00 48.44 74.00 -25.56 59.97 39.14 12.77 63.44 --- --- Peak 2 17010.00 47.21 68.30 -21.09 55.24 41.61 15.55 65.19 --- --- Peak	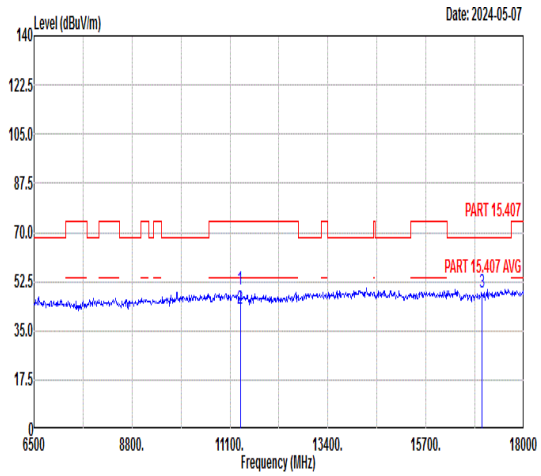 Freq Level Limit Line Margin Read Level Ant Factor Cable Loss Preamp Factor APos TPos Remark MHz dBuV/m dBuV/m dB dBuV dB/m dB dB cm deg 1 11340.00 49.49 74.00 -24.51 61.02 39.14 12.77 63.44 100 311 Peak 2 11340.00 42.68 54.00 -11.32 54.21 39.14 12.77 63.44 100 311 Average 3 17010.00 48.58 68.30 -19.72 56.61 41.61 15.55 65.19 --- --- Peak

Mode	26	
	Band Edge - L	
	U-NII-1_5.15-5.25_802.11be EHT80_CH42_5210MHz	
ANT	CDD 6+17	
Pol.	Horizontal	Fundamental

Peak

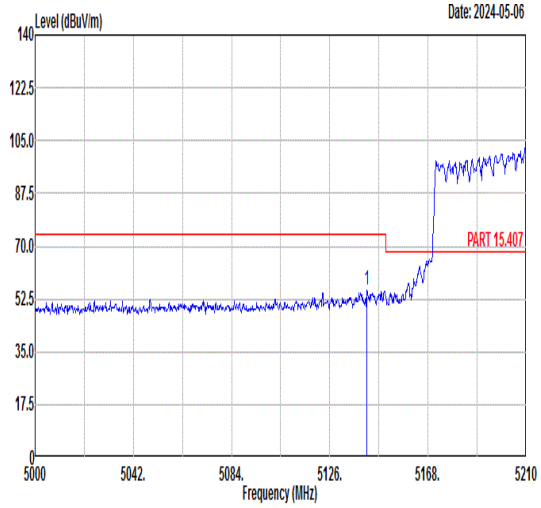

	Freq	Level	Limit Line	Margin	Read Level	Ant Factor	Cable Loss	Preamp Factor	APos	TPos	Remark
	MHz	dBuV/m	dBuV/m	dB	dBuV	dB/m	dB	dB	cm	deg	
1	5141.96	55.55	74.00	-18.45	43.59	36.11	8.52	32.67	118	108	PEAK

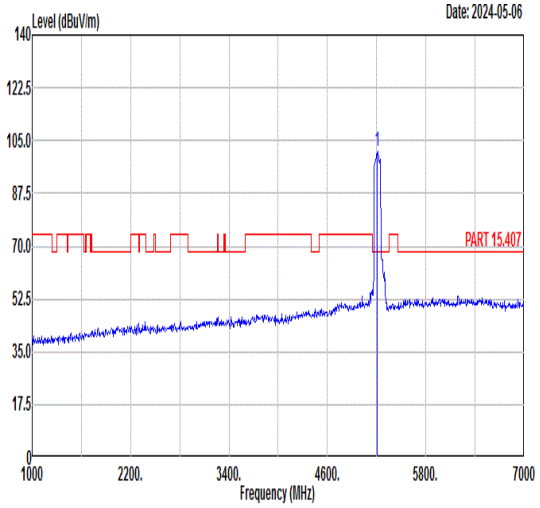

	Freq	Level	Limit Line	Margin	Read Level	Ant Factor	Cable Loss	Preamp Factor	APos	TPos	Remark
	MHz	dBuV/m	dBuV/m	dB	dBuV	dB/m	dB	dB	cm	deg	
1	5210.00	101.18	------	------	89.12	36.07	8.65	32.66	118	108	PEAK

Avg

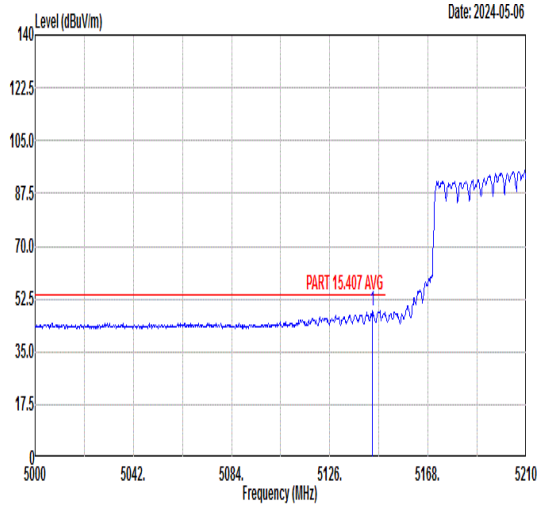

	Freq	Level	Limit Line	Margin	Read Level	Ant Factor	Cable Loss	Preamp Factor	APos	TPos	Remark
	MHz	dBuV/m	dBuV/m	dB	dBuV	dB/m	dB	dB	cm	deg	
1	5144.06	48.66	54.00	-5.34	36.70	36.11	8.52	32.67	118	108	AVERAGE

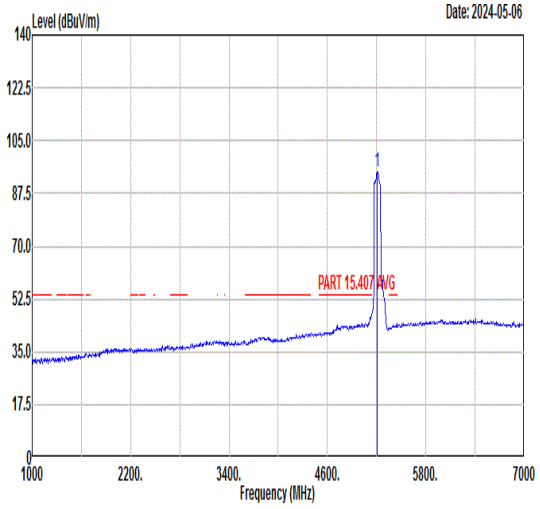

	Freq	Level	Limit Line	Margin	Read Level	Ant Factor	Cable Loss	Preamp Factor	APos	TPos	Remark
	MHz	dBuV/m	dBuV/m	dB	dBuV	dB/m	dB	dB	cm	deg	
1	5210.00	94.69	------	------	82.63	36.07	8.65	32.66	118	108	AVERAGE

Mode	26	
	Band Edge - R	
	U-NII-1_5.15-5.25_802.11be EHT80_CH42_5210MHz	
ANT	CDD 6+17	
Pol.	Horizontal	Fundamental
Peak	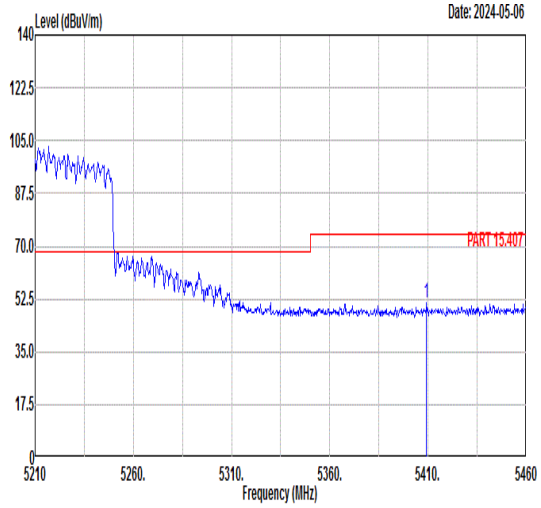 Freq Level Limit Line Margin Read Level Ant Factor Cable Loss Preamp Factor APos TPos Remark MHz dBuV/m dBuV/m dB dBuV dB/m dB dB cm deg 1 5409.25 51.03 74.00 -22.97 38.04 35.95 9.66 32.62 118 108 PEAK	Blank
Avg	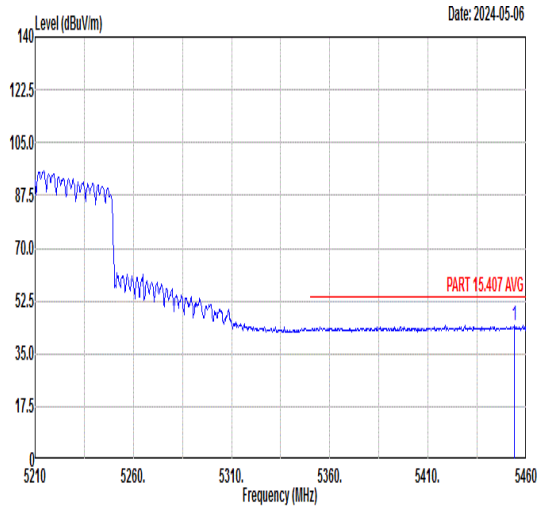 Freq Level Limit Line Margin Read Level Ant Factor Cable Loss Preamp Factor APos TPos Remark MHz dBuV/m dBuV/m dB dBuV dB/m dB dB cm deg 1 5454.00 44.28 54.00 -9.72 31.28 35.93 9.68 32.61 118 108 AVERAGE	Blank

Mode	26	
	Band Edge - L	
	U-NII-1_5.15-5.25_802.11be EHT80_CH42_5210MHz	
ANT	CDD 6+17	
Pol.	Vertical	Fundamental

Peak

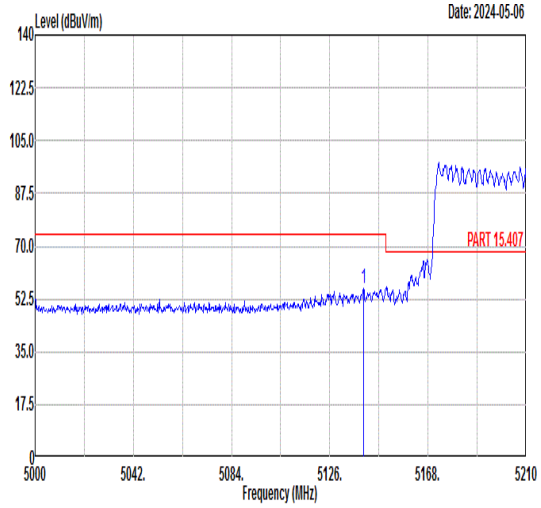

	Freq	Level	Limit Line	Margin	Read Level	Ant Factor	Cable Loss	Preamp Factor	APos	TPos	Remark
	MHz	dBuV/m	dBuV/m	dB	dBuV	dB/m	dB	dB	cm	deg	
1	5140.49	56.16	74.00	-17.84	44.19	36.12	8.52	32.67	400	197	PEAK

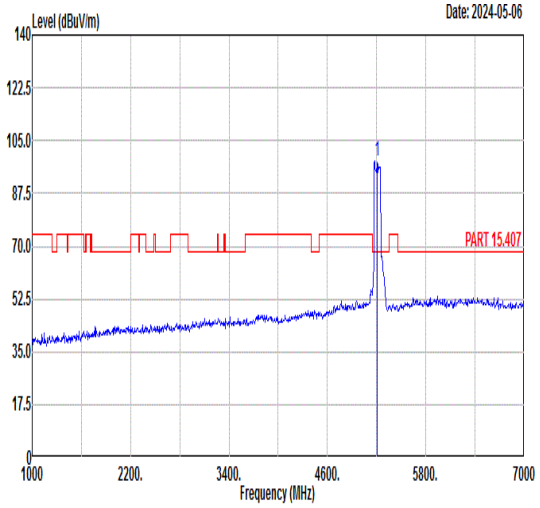

	Freq	Level	Limit Line	Margin	Read Level	Ant Factor	Cable Loss	Preamp Factor	APos	TPos	Remark
	MHz	dBuV/m	dBuV/m	dB	dBuV	dB/m	dB	dB	cm	deg	
1	5210.00	98.23	------	------	86.22	36.09	8.58	32.66	400	197	PEAK

Avg

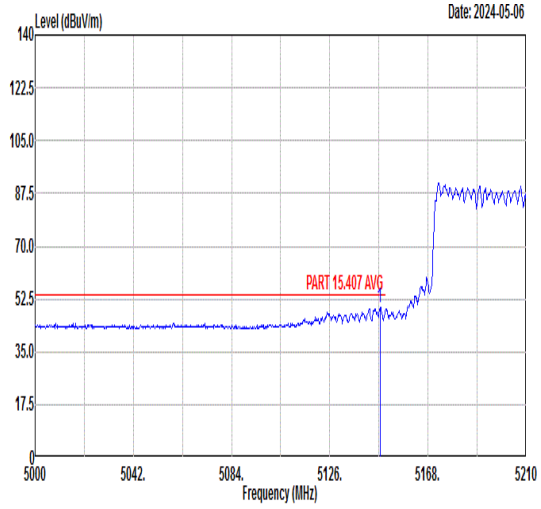

	Freq	Level	Limit Line	Margin	Read Level	Ant Factor	Cable Loss	Preamp Factor	APos	TPos	Remark
	MHz	dBuV/m	dBuV/m	dB	dBuV	dB/m	dB	dB	cm	deg	
1	5147.42	49.87	54.00	-4.13	37.90	36.11	8.53	32.67	400	197	AVERAGE

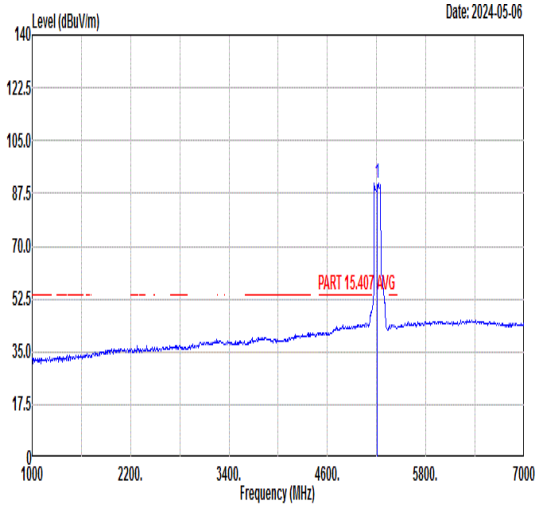

	Freq	Level	Limit Line	Margin	Read Level	Ant Factor	Cable Loss	Preamp Factor	APos	TPos	Remark
	MHz	dBuV/m	dBuV/m	dB	dBuV	dB/m	dB	dB	cm	deg	
1	5210.00	90.71	------	------	78.59	36.07	8.71	32.66	400	197	AVERAGE

Mode	26	
	Band Edge - R	
	U-NII-1_5.15-5.25_802.11be EHT80_CH42_5210MHz	
ANT	CDD 6+17	
Pol.	Vertical	Fundamental
Peak	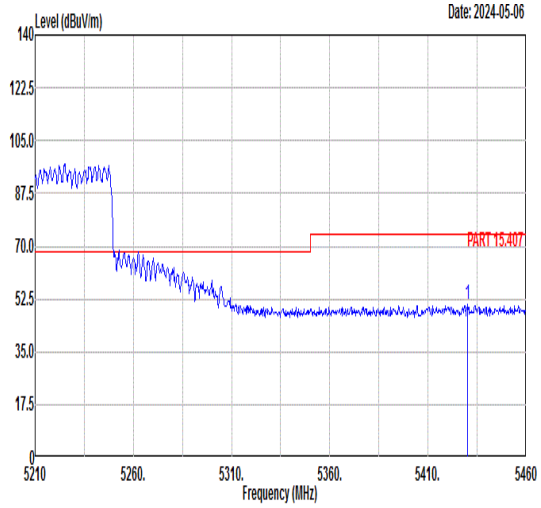 Freq Level Limit Line Margin Read Level Ant Factor Cable Loss Preamp Factor APos TPos Remark MHz dBuV/m dBuV/m dB dBuV dB/m dB dB cm deg 1 5430.25 50.50 74.00 -23.50 37.50 35.94 9.67 32.61 400 197 PEAK	Blank
Avg	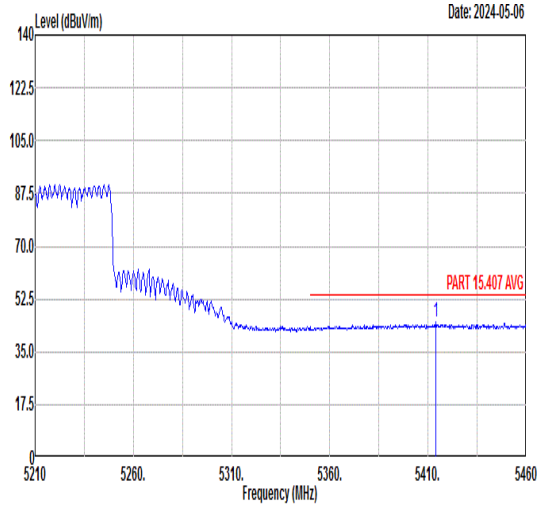 Freq Level Limit Line Margin Read Level Ant Factor Cable Loss Preamp Factor APos TPos Remark MHz dBuV/m dBuV/m dB dBuV dB/m dB dB cm deg 1 5414.00 44.67 54.00 -9.33 31.68 35.95 9.66 32.62 400 197 AVERAGE	Blank

Mode	26	
	Harmonic	
	U-NII-1_5.15-5.25_802.11be EHT80_CH42_5210MHz	
ANT	CDD 6+17	
Pol.	Horizontal	Vertical
Peak Avg	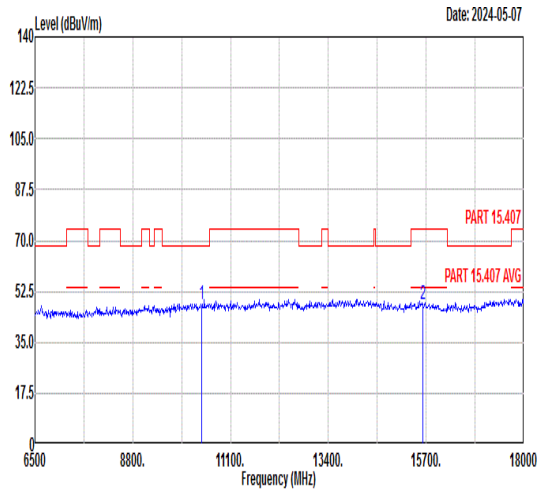 Limit Read Ant Cable Preamp APos TPos Freq Level Line Margin Level Factor Loss Factor Remark MHz dBuV/m dBuV/m dB dBuV dB/m dB dB cm deg 1 10420.00 47.89 68.30 -20.41 60.64 38.77 12.11 63.63 --- --- Peak 2 15630.00 47.98 74.00 -26.02 56.58 40.80 14.62 64.02 --- --- Peak	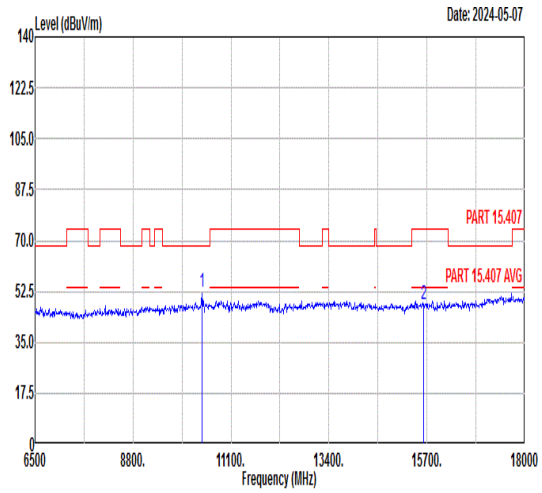 Limit Read Ant Cable Preamp APos TPos Freq Level Line Margin Level Factor Loss Factor Remark MHz dBuV/m dBuV/m dB dBuV dB/m dB dB cm deg 1 10420.00 52.20 68.30 -16.10 64.95 38.77 12.11 63.63 100 325 Peak 2 15630.00 48.14 74.00 -25.86 56.74 40.80 14.62 64.02 --- --- Peak

Mode	27	
	Band Edge - L	
	U-NII-2A_5.25-5.35_802.11be EHT80_CH58_5290MHz	
ANT	CDD 6+17	
Pol.	Horizontal	Fundamental

Peak

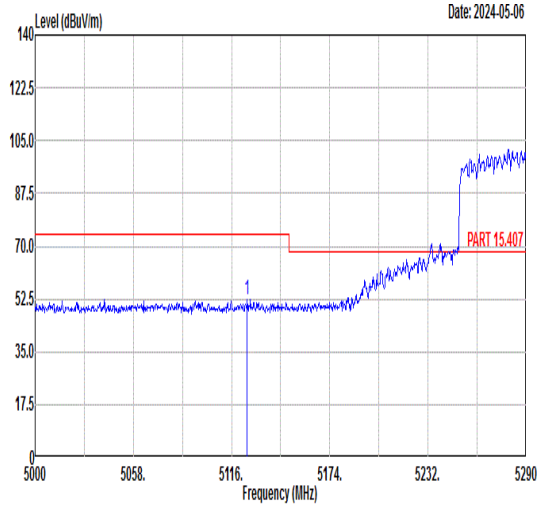

	Freq	Level	Limit Line	Margin	Read Level	Ant Factor	Cable Loss	Preamp Factor	APos	TPos	Remark
	MHz	dBuV/m	dBuV/m	dB	dBuV	dB/m	dB	dB	cm	deg	
1	5125.28	52.31	74.00	-21.69	40.37	36.12	8.49	32.67	100	124	PEAK

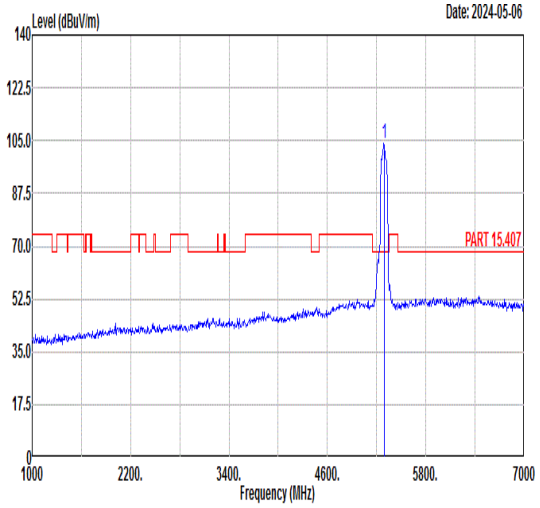

	Freq	Level	Limit Line	Margin	Read Level	Ant Factor	Cable Loss	Preamp Factor	APos	TPos	Remark
	MHz	dBuV/m	dBuV/m	dB	dBuV	dB/m	dB	dB	cm	deg	
1	5290.00	104.30	------	------	91.89	36.03	9.02	32.64	100	124	PEAK

Avg

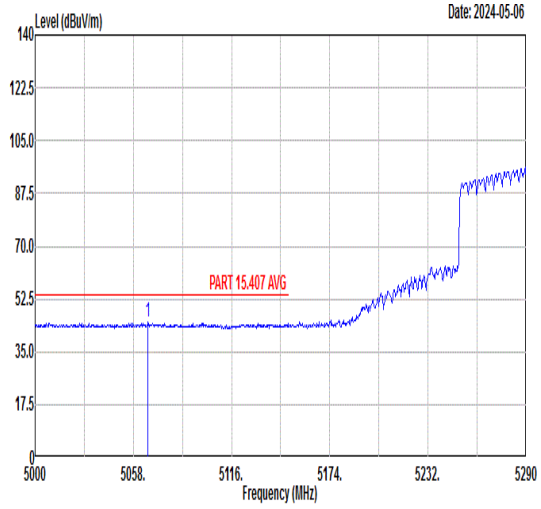

	Freq	Level	Limit Line	Margin	Read Level	Ant Factor	Cable Loss	Preamp Factor	APos	TPos	Remark
	MHz	dBuV/m	dBuV/m	dB	dBuV	dB/m	dB	dB	cm	deg	
1	5066.70	44.68	54.00	-9.32	32.83	36.16	8.38	32.69	100	124	AVERAGE

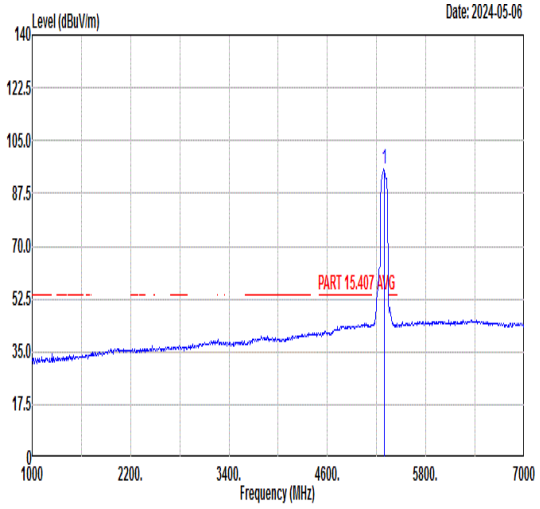

	Freq	Level	Limit Line	Margin	Read Level	Ant Factor	Cable Loss	Preamp Factor	APos	TPos	Remark
	MHz	dBuV/m	dBuV/m	dB	dBuV	dB/m	dB	dB	cm	deg	
1	5290.00	95.66	------	------	83.25	36.03	9.02	32.64	100	124	AVERAGE

Mode	27	
	Band Edge - R	
	U-NII-2A_5.25-5.35_802.11be EHT80_CH58_5290MHz	
ANT	CDD 6+17	
Pol.	Horizontal	Fundamental
Peak	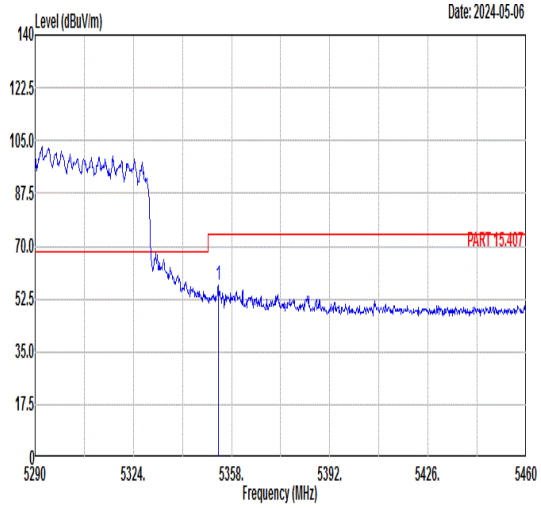 Freq Level Limit Line Margin Read Level Ant Factor Cable Loss Preamp Factor APos TPos Remark MHz dBuV/m dBuV/m dB dBuV dB/m dB dB cm deg 1 5353.41 56.92 74.00 -17.08 44.18 35.99 9.38 32.63 100 124 PEAK	Blank
Avg	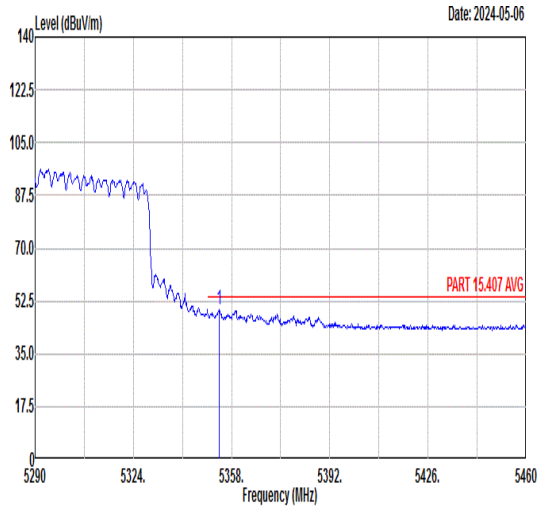 Freq Level Limit Line Margin Read Level Ant Factor Cable Loss Preamp Factor APos TPos Remark MHz dBuV/m dBuV/m dB dBuV dB/m dB dB cm deg 1 5353.75 49.76 54.00 -4.24 37.02 35.99 9.38 32.63 100 124 AVERAGE	Blank

Mode	27	
	Band Edge - L	
	U-NII-2A_5.25-5.35_802.11be EHT80_CH58_5290MHz	
ANT	CDD 6+17	
Pol.	Vertical	Fundamental

Peak

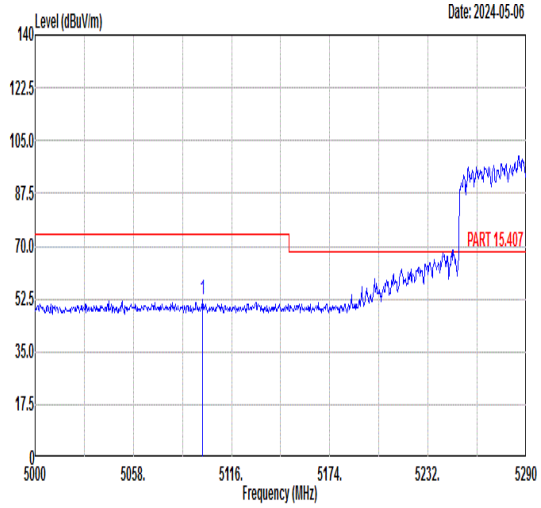

	Freq	Level	Limit Line	Margin	Read Level	Ant Factor	Cable Loss	Preamp Factor	APos	TPos	Remark
	MHz	dBuV/m	dBuV/m	dB	dBuV	dB/m	dB	dB	cm	deg	
1	5098.89	52.46	74.00	-21.54	40.56	36.14	8.44	32.68	100	102	PEAK

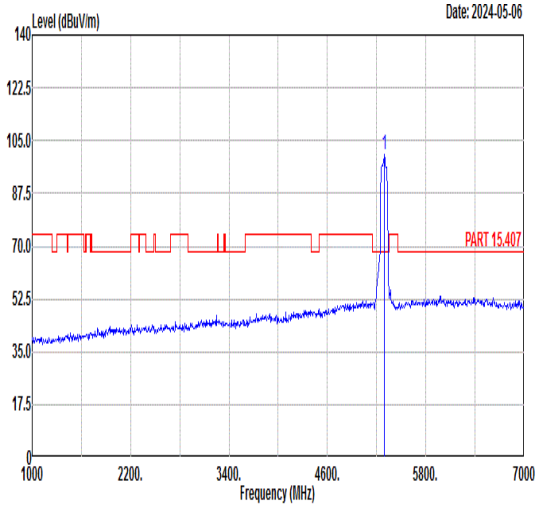

	Freq	Level	Limit Line	Margin	Read Level	Ant Factor	Cable Loss	Preamp Factor	APos	TPos	Remark
	MHz	dBuV/m	dBuV/m	dB	dBuV	dB/m	dB	dB	cm	deg	
1	5290.00	100.28	------	------	87.81	36.02	9.09	32.64	100	102	PEAK

Avg

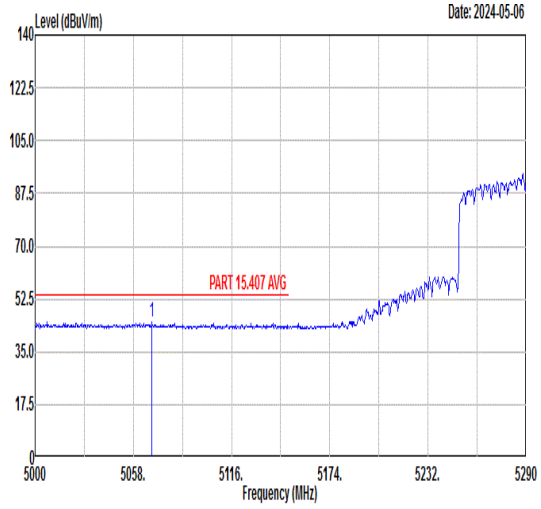

	Freq	Level	Limit Line	Margin	Read Level	Ant Factor	Cable Loss	Preamp Factor	APos	TPos	Remark
	MHz	dBuV/m	dBuV/m	dB	dBuV	dB/m	dB	dB	cm	deg	
1	5069.02	44.88	54.00	-9.12	33.02	36.16	8.39	32.69	100	102	AVERAGE

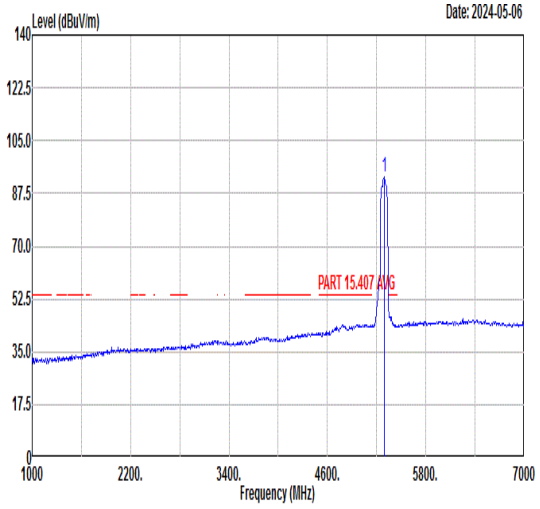

	Freq	Level	Limit Line	Margin	Read Level	Ant Factor	Cable Loss	Preamp Factor	APos	TPos	Remark
	MHz	dBuV/m	dBuV/m	dB	dBuV	dB/m	dB	dB	cm	deg	
1	5290.00	93.10	------	------	80.66	36.03	9.05	32.64	100	102	AVERAGE

Mode	27	
	Band Edge - R	
	U-NII-2A_5.25-5.35_802.11be EHT80_CH58_5290MHz	
ANT	CDD 6+17	
Pol.	Vertical	Fundamental
Peak	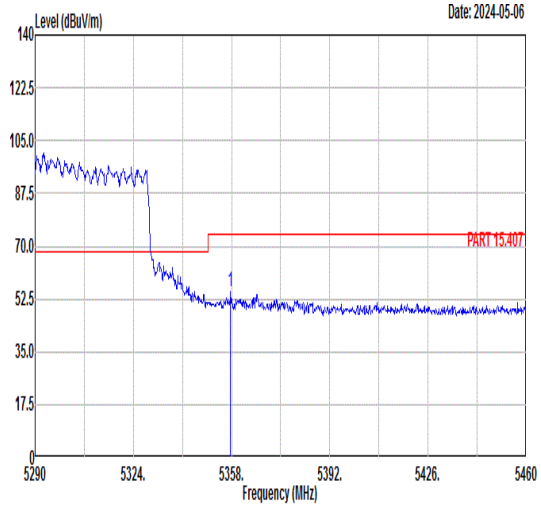 Freq Level Limit Line Margin Read Level Ant Factor Cable Loss Preamp Factor APos TPos Remark MHz dBuV/m dBuV/m dB dBuV dB/m dB dB cm deg 1 5357.66 54.77 74.00 -19.23 42.01 35.99 9.40 32.63 100 102 PEAK	Blank
Avg	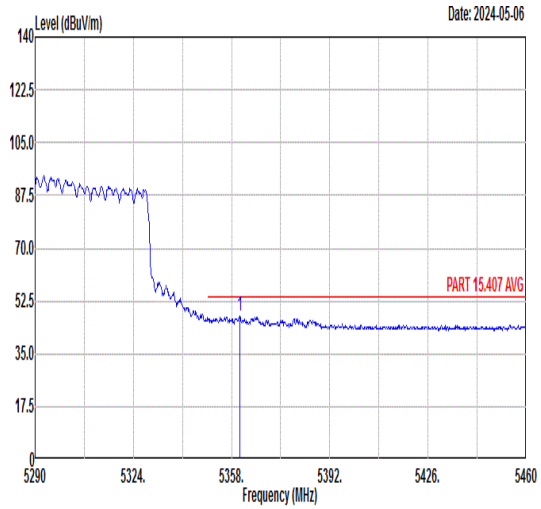 Freq Level Limit Line Margin Read Level Ant Factor Cable Loss Preamp Factor APos TPos Remark MHz dBuV/m dBuV/m dB dBuV dB/m dB dB cm deg 1 5360.89 47.49 54.00 -6.51 34.72 35.98 9.42 32.63 100 102 AVERAGE	Blank

Mode	27	
	Harmonic	
	U-NII-2A_5.25-5.35_802.11be EHT80_CH58_5290MHz	
ANT	CDD 6+17	
Pol.	Horizontal	Vertical
Peak Avg	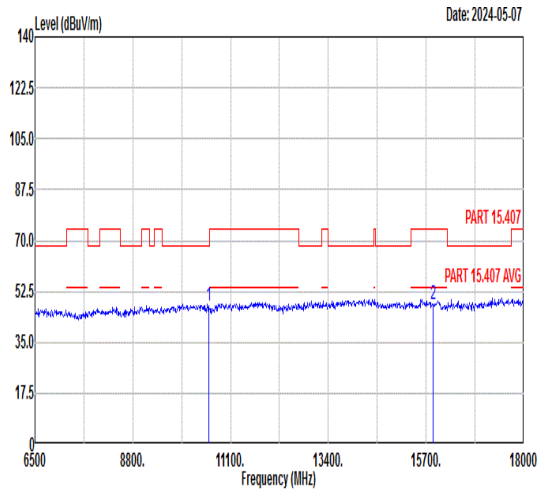 Freq Level Limit Line Margin Read Level Ant Factor Cable Loss Preamp Factor APos TPos Remark MHz dBuV/m dBuV/m dB dBuV dB/m dB dB cm deg 1 10580.00 47.59 68.30 -20.71 60.12 38.83 12.22 63.58 --- --- Peak 2 15870.00 48.03 74.00 -25.97 56.40 41.00 14.73 64.10 --- --- Peak	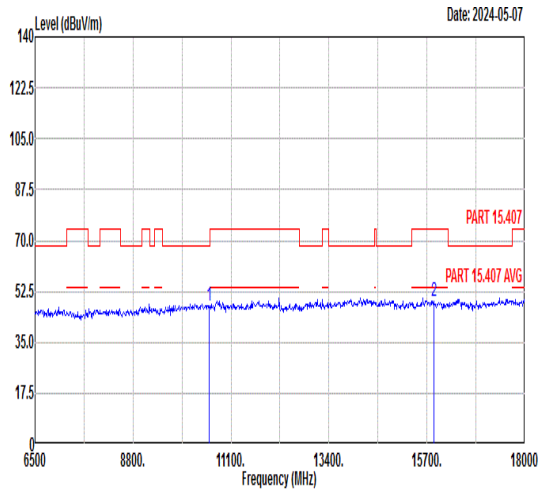 Freq Level Limit Line Margin Read Level Ant Factor Cable Loss Preamp Factor APos TPos Remark MHz dBuV/m dBuV/m dB dBuV dB/m dB dB cm deg 1 10580.00 47.77 68.30 -20.53 60.30 38.83 12.22 63.58 --- --- Peak 2 15870.00 49.15 74.00 -24.85 57.52 41.00 14.73 64.10 --- --- Peak

Mode	28	
	Band Edge - L	
	U-NII-2C_5.47-5.725_802.11be EHT80_CH106_5530MHz	
ANT	CDD 6+17	
Pol.	Horizontal	Fundamental

Peak

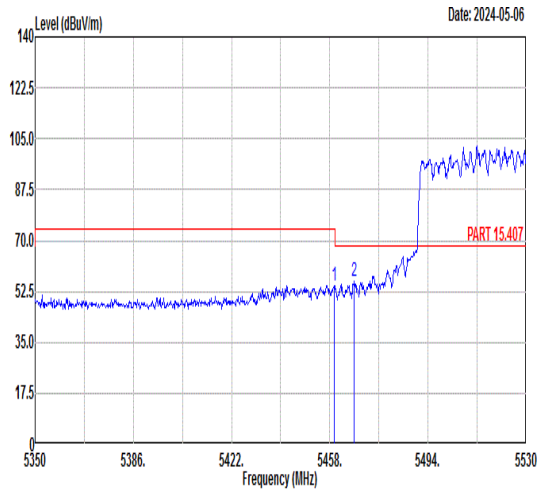

	Freq	Level	Limit Line	Margin	Read Level	Ant Factor	Cable Loss	Preamp Factor	APos	TPos	Remark
	MHz	dBuV/m	dBuV/m	dB	dBuV	dB/m	dB	dB	cm	deg	
1	5459.62	54.39	74.00	-19.61	41.39	35.92	9.69	32.61	100	112	PEAK
2	5467.00	55.92	68.30	-12.38	42.92	35.92	9.69	32.61	100	112	PEAK

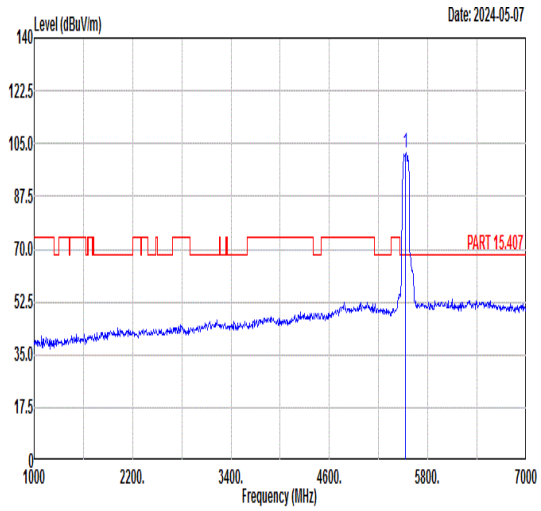

	Freq	Level	Limit Line	Margin	Read Level	Ant Factor	Cable Loss	Preamp Factor	APos	TPos	Remark
	MHz	dBuV/m	dBuV/m	dB	dBuV	dB/m	dB	dB	cm	deg	
1	5530.00	101.70	------	------	88.63	35.95	9.73	32.61	100	112	PEAK

Avg

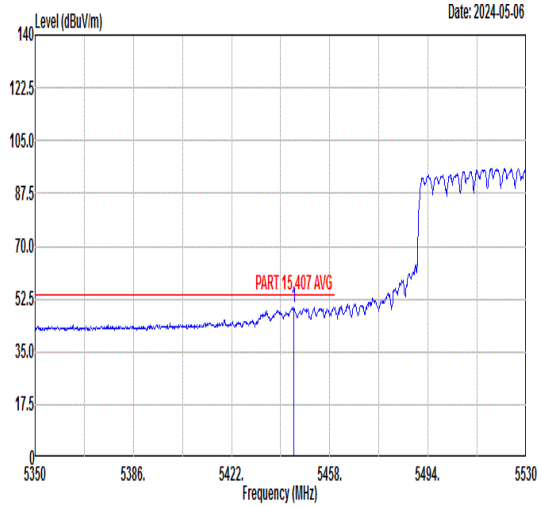

	Freq	Level	Limit Line	Margin	Read Level	Ant Factor	Cable Loss	Preamp Factor	APos	TPos	Remark
	MHz	dBuV/m	dBuV/m	dB	dBuV	dB/m	dB	dB	cm	deg	
1	5444.86	49.82	54.00	-4.18	36.82	35.93	9.68	32.61	100	112	AVERAGE

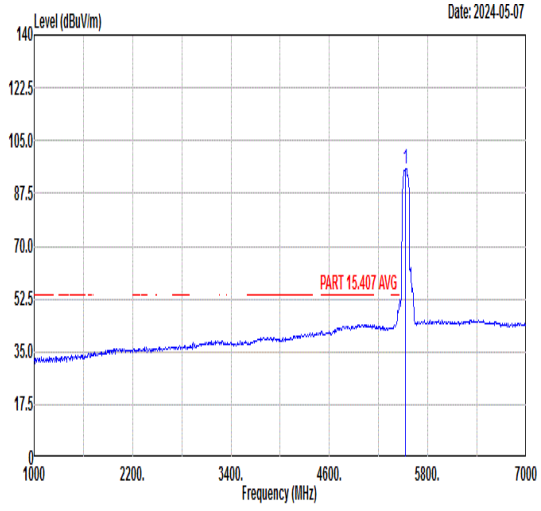

	Freq	Level	Limit Line	Margin	Read Level	Ant Factor	Cable Loss	Preamp Factor	APos	TPos	Remark
	MHz	dBuV/m	dBuV/m	dB	dBuV	dB/m	dB	dB	cm	deg	
1	5530.00	95.68	------	------	82.61	35.95	9.73	32.61	100	112	AVERAGE

Mode	28	
	Band Edge - R	
	U-NII-2C_5.47-5.725_802.11be EHT80_CH106_5530MHz	
ANT	CDD 6+17	
Pol.	Horizontal	Fundamental
Peak	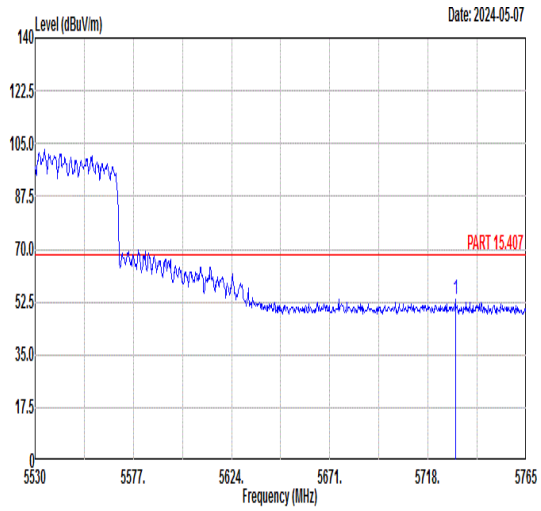	Blank

	Freq	Level	Limit Line	Margin	Read Level	Ant Factor	Cable Loss	Preamp Factor	APos	TPos	Remark
	MHz	dBuV/m	dBuV/m	dB	dBuV	dB/m	dB	dB	cm	deg	
1	5731.16	53.42	68.30	-14.88	39.86	36.22	10.03	32.69	100	112	PEAK

Mode	28	
	Band Edge - L	
	U-NII-2C_5.47-5.725_802.11be EHT80_CH106_5530MHz	
ANT	CDD 6+17	
Pol.	Vertical	Fundamental

Peak

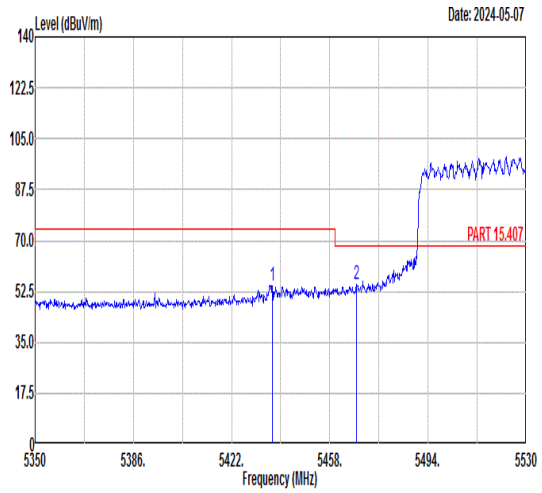

	Freq	Level	Limit Line	Margin	Read Level	Ant Factor	Cable Loss	Preamp Factor	APos	TPos	Remark
	MHz	dBuV/m	dBuV/m	dB	dBuV	dB/m	dB	dB	cm	deg	
1	5436.94	54.60	74.00	-19.40	41.59	35.94	9.68	32.61	117	96	PEAK
2	5467.72	54.76	68.30	-13.54	41.76	35.92	9.69	32.61	117	96	PEAK

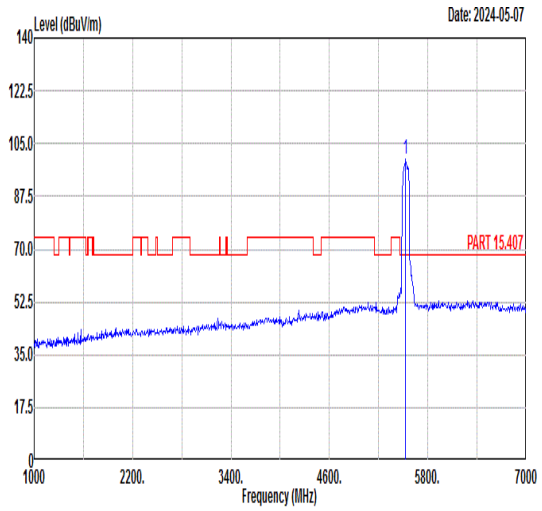

	Freq	Level	Limit Line	Margin	Read Level	Ant Factor	Cable Loss	Preamp Factor	APos	TPos	Remark
	MHz	dBuV/m	dBuV/m	dB	dBuV	dB/m	dB	dB	cm	deg	
1	5530.00	99.66	------	------	86.61	35.94	9.72	32.61	117	96	PEAK

Avg

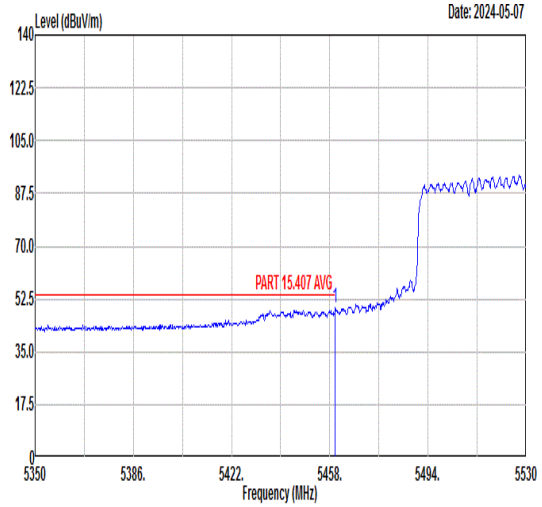

	Freq	Level	Limit Line	Margin	Read Level	Ant Factor	Cable Loss	Preamp Factor	APos	TPos	Remark
	MHz	dBuV/m	dBuV/m	dB	dBuV	dB/m	dB	dB	cm	deg	
1	5459.98	49.68	54.00	-4.32	36.68	35.92	9.69	32.61	117	96	AVERAGE

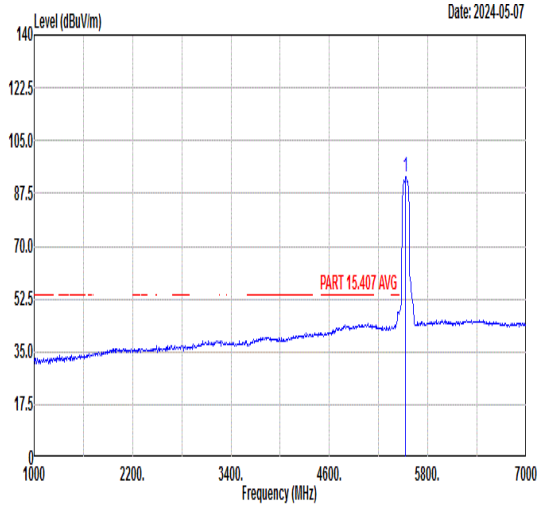

	Freq	Level	Limit Line	Margin	Read Level	Ant Factor	Cable Loss	Preamp Factor	APos	TPos	Remark
	MHz	dBuV/m	dBuV/m	dB	dBuV	dB/m	dB	dB	cm	deg	
1	5530.00	93.23	------	------	80.18	35.94	9.72	32.61	117	96	AVERAGE

Mode	28	
	Band Edge - R	
	U-NII-2C_5.47-5.725_802.11be EHT80_CH106_5530MHz	
ANT	CDD 6+17	
Pol.	Vertical	Fundamental
Peak	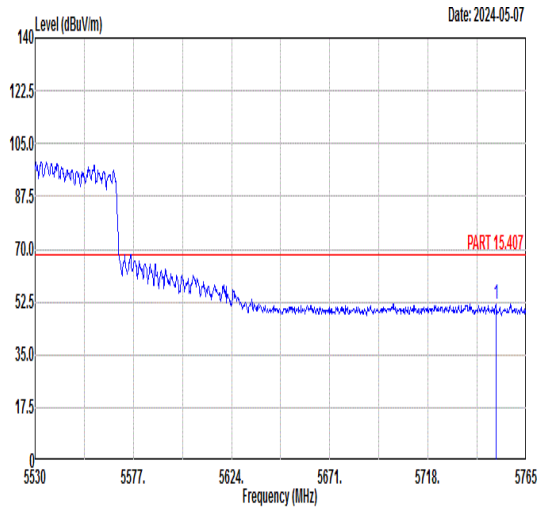	Blank

	Freq	Level	Limit Line	Margin	Read Level	Ant Factor	Cable Loss	Preamp Factor	APos	TPos	Remark
	MHz	dBuV/m	dBuV/m	dB	dBuV	dB/m	dB	dB	cm	deg	
1	5750.43	51.81	68.30	-16.49	38.19	36.25	10.07	32.70	117	96	PEAK

Mode	28	
	Harmonic	
	U-NII-2C_5.47-5.725_802.11be EHT80_CH106_5530MHz	
ANT	CDD 6+17	
Pol.	Horizontal	Vertical
Peak Avg	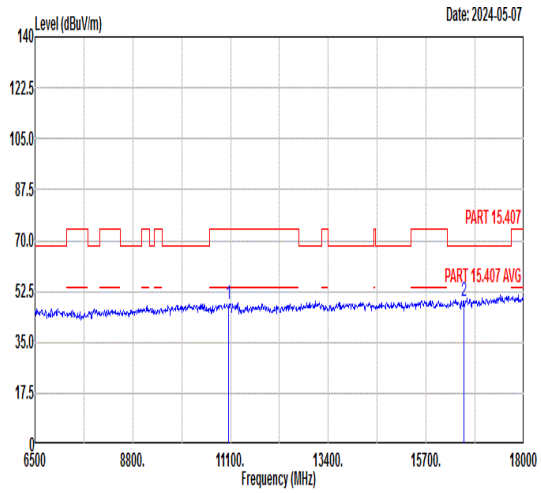 Freq Level Limit Line Margin Read Level Ant Factor Cable Loss Preamp Factor APos TPos Remark MHz dBuV/m dBuV/m dB dBuV dB/m dB dB cm deg 1 11060.00 47.91 74.00 -26.09 59.74 39.02 12.57 63.42 --- --- Peak 2 16590.00 48.92 68.30 -19.38 57.05 41.39 15.23 64.75 --- --- Peak	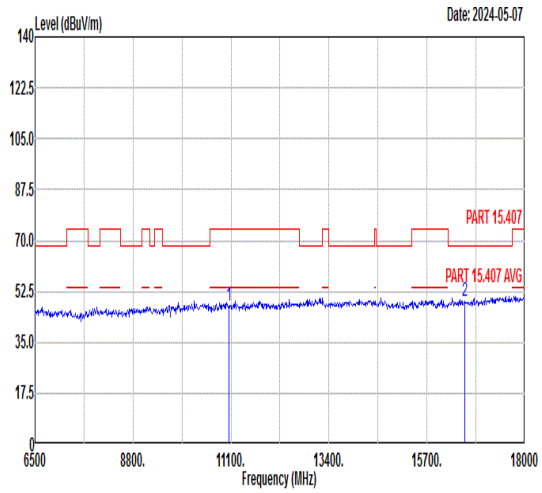 Freq Level Limit Line Margin Read Level Ant Factor Cable Loss Preamp Factor APos TPos Remark MHz dBuV/m dBuV/m dB dBuV dB/m dB dB cm deg 1 11060.00 47.49 74.00 -26.51 59.32 39.02 12.57 63.42 --- --- Peak 2 16590.00 49.16 68.30 -19.14 57.29 41.39 15.23 64.75 --- --- Peak

Mode	29	
	Band Edge - L	
	U-NII-2C_5.47-5.725_802.11be EHT80_CH122_5610MHz	
ANT	CDD 6+17	
Pol.	Horizontal	Fundamental

Peak

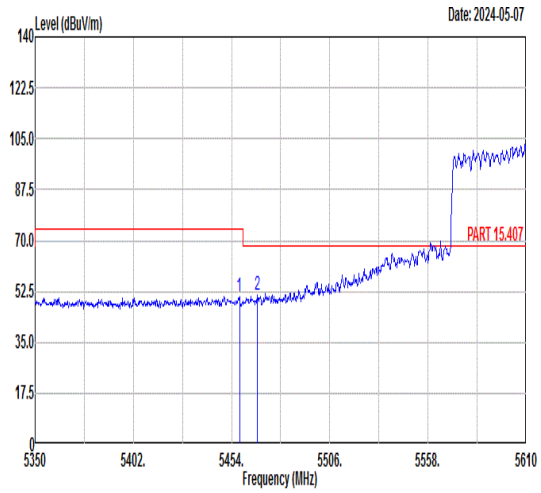

	Freq	Level	Limit Line	Margin	Read Level	Ant Factor	Cable Loss	Preamp Factor	APos	TPos	Remark
	MHz	dBuV/m	dBuV/m	dB	dBuV	dB/m	dB	dB	cm	deg	
1	5458.16	50.91	74.00	-23.09	37.90	35.93	9.69	32.61	100	122	PEAK
2	5467.78	51.33	68.30	-16.97	38.33	35.92	9.69	32.61	100	122	PEAK

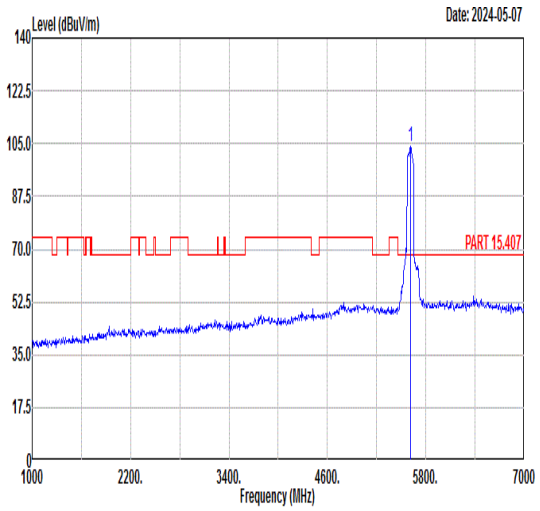

	Freq	Level	Limit Line	Margin	Read Level	Ant Factor	Cable Loss	Preamp Factor	APos	TPos	Remark
	MHz	dBuV/m	dBuV/m	dB	dBuV	dB/m	dB	dB	cm	deg	
1	5610.00	104.09	------	------	90.89	36.06	9.79	32.65	100	122	PEAK

Avg

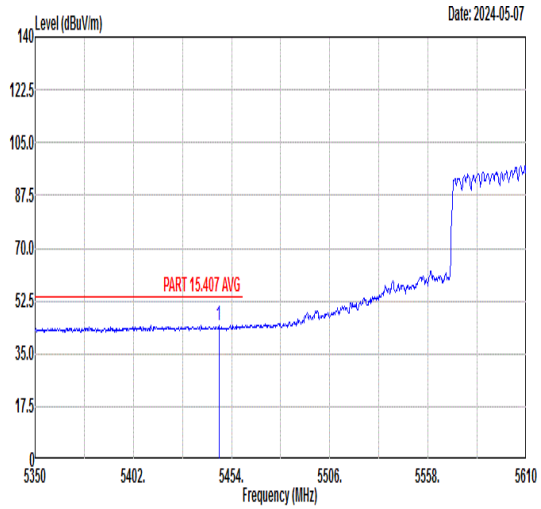

	Freq	Level	Limit Line	Margin	Read Level	Ant Factor	Cable Loss	Preamp Factor	APos	TPos	Remark
	MHz	dBuV/m	dBuV/m	dB	dBuV	dB/m	dB	dB	cm	deg	
1	5447.24	44.47	54.00	-9.53	31.47	35.93	9.68	32.61	100	122	AVERAGE

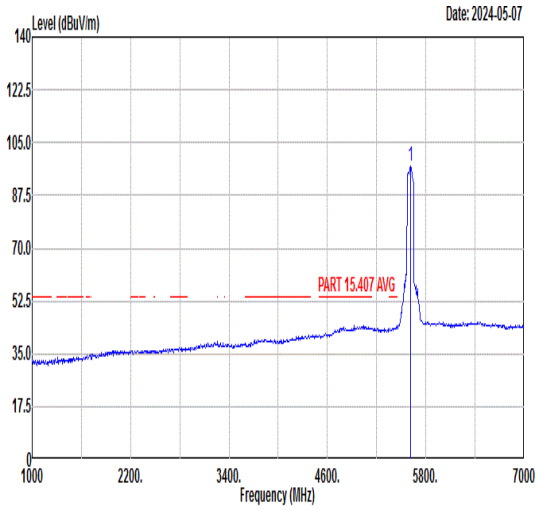

	Freq	Level	Limit Line	Margin	Read Level	Ant Factor	Cable Loss	Preamp Factor	APos	TPos	Remark
	MHz	dBuV/m	dBuV/m	dB	dBuV	dB/m	dB	dB	cm	deg	
1	5610.00	97.34	------	------	84.14	36.06	9.79	32.65	100	122	AVERAGE

Mode	29	
	Band Edge - R	
	U-NII-2C_5.47-5.725_802.11be EHT80_CH122_5610MHz	
ANT	CDD 6+17	
Pol.	Horizontal	Fundamental
Peak	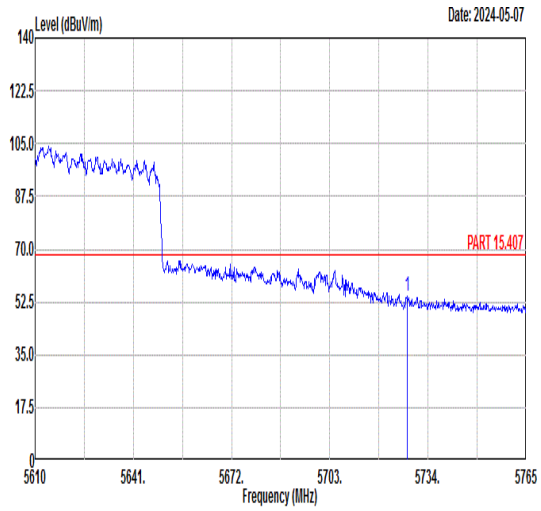	Blank

	Freq	Level	Limit Line	Margin	Read Level	Ant Factor	Cable Loss	Preamp Factor	APos	TPos	Remark
	MHz	dBuV/m	dBuV/m	dB	dBuV	dB/m	dB	dB	cm	deg	
1	5727.49	54.25	68.30	-14.05	40.70	36.22	10.02	32.69	100	122	PEAK

Mode	29	
	Band Edge - L	
	U-NII-2C_5.47-5.725_802.11be EHT80_CH122_5610MHz	
ANT	CDD 6+17	
Pol.	Vertical	Fundamental

Peak

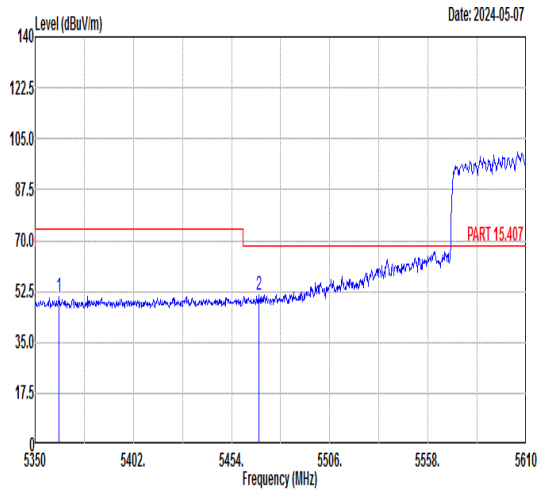

	Freq	Level	Limit Line	Margin	Read Level	Ant Factor	Cable Loss	Preamp Factor	APos	TPos	Remark
	MHz	dBuV/m	dBuV/m	dB	dBuV	dB/m	dB	dB	cm	deg	
1	5362.74	50.72	74.00	-23.28	37.94	35.98	9.43	32.63	119	104	PEAK
2	5468.56	51.38	68.30	-16.92	38.38	35.92	9.69	32.61	119	104	PEAK

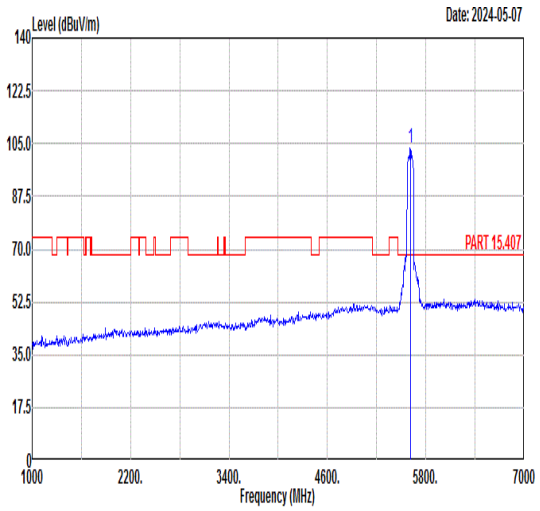

	Freq	Level	Limit Line	Margin	Read Level	Ant Factor	Cable Loss	Preamp Factor	APos	TPos	Remark
	MHz	dBuV/m	dBuV/m	dB	dBuV	dB/m	dB	dB	cm	deg	
1	5610.00	103.36	------	------	90.18	36.05	9.77	32.64	119	104	PEAK

Avg

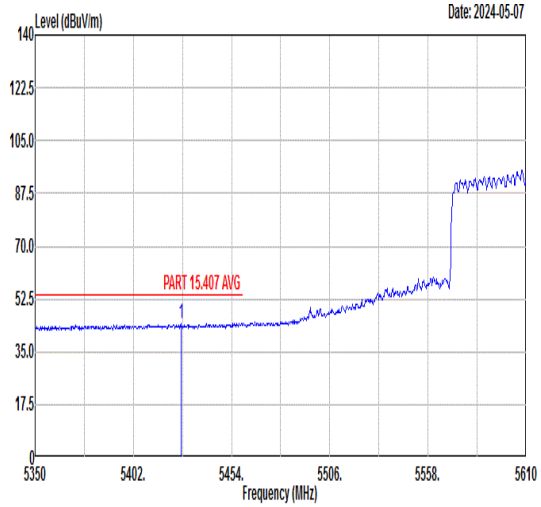

	Freq	Level	Limit Line	Margin	Read Level	Ant Factor	Cable Loss	Preamp Factor	APos	TPos	Remark
	MHz	dBuV/m	dBuV/m	dB	dBuV	dB/m	dB	dB	cm	deg	
1	5427.22	44.56	54.00	-9.44	31.56	35.94	9.67	32.61	119	104	AVERAGE

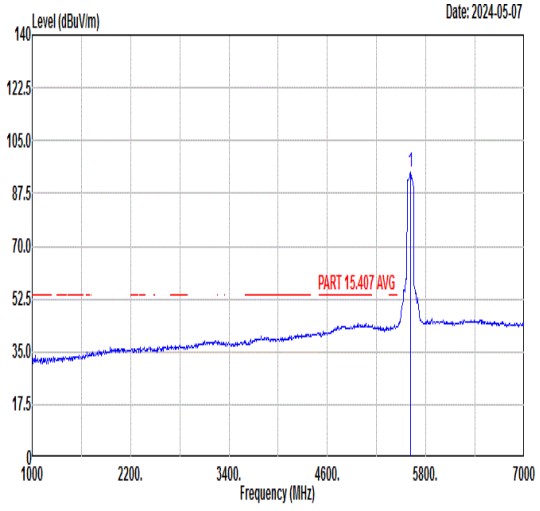

	Freq	Level	Limit Line	Margin	Read Level	Ant Factor	Cable Loss	Preamp Factor	APos	TPos	Remark
	MHz	dBuV/m	dBuV/m	dB	dBuV	dB/m	dB	dB	cm	deg	
1	5610.00	94.39	------	------	81.19	36.06	9.79	32.65	119	104	AVERAGE

Mode	29	
	Band Edge - R	
	U-NII-2C_5.47-5.725_802.11be EHT80_CH122_5610MHz	
ANT	CDD 6+17	
Pol.	Vertical	Fundamental
Peak	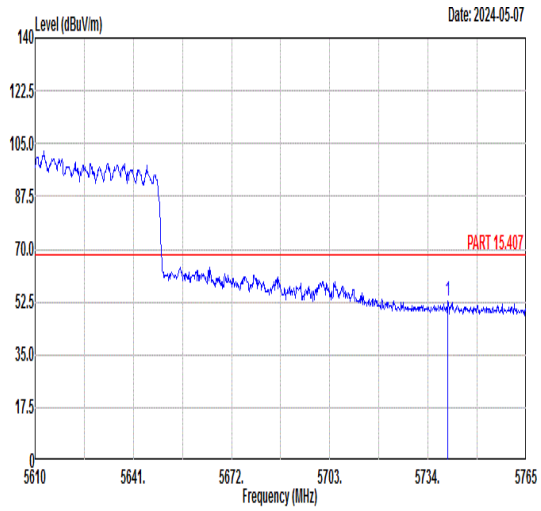	Blank

	Freq	Level	Limit Line	Margin	Read Level	Ant Factor	Cable Loss	Preamp Factor	APos	TPos	Remark
	MHz	dBuV/m	dBuV/m	dB	dBuV	dB/m	dB	dB	cm	deg	
1	5740.20	52.62	68.30	-15.68	39.03	36.24	10.05	32.70	119	104	PEAK

Mode	29	
	Harmonic	
	U-NII-2C_5.47-5.725_802.11be EHT80_CH122_5610MHz	
ANT	CDD 6+17	
Pol.	Horizontal	Vertical
Peak Avg	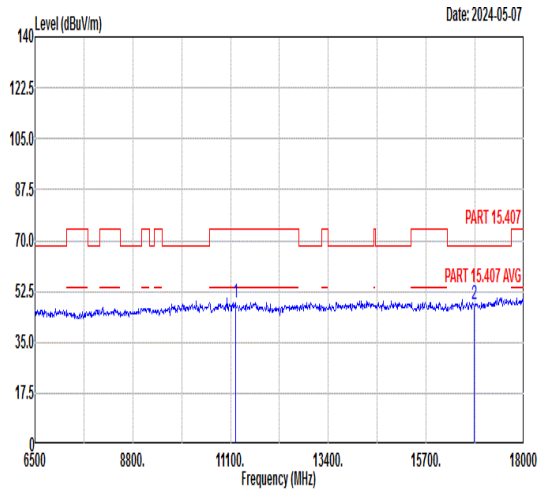 Freq Level Limit Line Margin Read Level Ant Factor Cable Loss Preamp Factor APos TPos Remark MHz dBuV/m dBuV/m dB dBuV dB/m dB dB cm deg 1 11220.00 48.45 74.00 -25.55 60.11 39.09 12.68 63.43 --- --- Peak 2 16830.00 48.27 68.30 -20.03 56.35 41.51 15.41 65.00 --- --- Peak	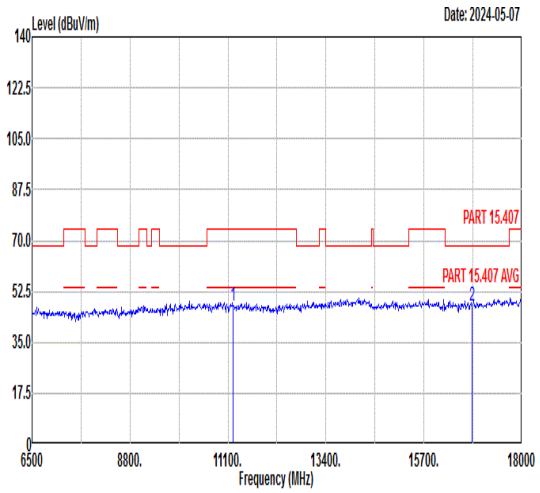 Freq Level Limit Line Margin Read Level Ant Factor Cable Loss Preamp Factor APos TPos Remark MHz dBuV/m dBuV/m dB dBuV dB/m dB dB cm deg 1 11220.00 47.51 74.00 -26.49 59.17 39.09 12.68 63.43 --- --- Peak 2 16830.00 47.80 68.30 -20.50 55.88 41.51 15.41 65.00 --- --- Peak

Mode	30	
	Band Edge - L	
	U-NII-2A_5.25-5.35_802.11be EHT160_CH50_5250MHz	
ANT	CDD 6+17	
Pol.	Horizontal	Fundamental

Peak

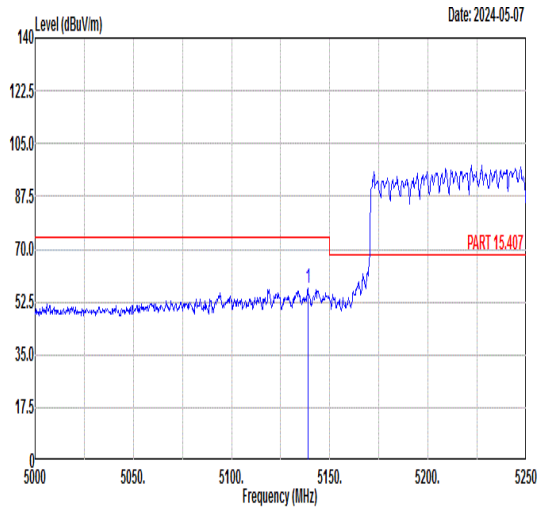

	Freq	Level	Limit Line	Margin	Read Level	Ant Factor	Cable Loss	Preamp Factor	APos	TPos	Remark
	MHz	dBuV/m	dBuV/m	dB	dBuV	dB/m	dB	dB	cm	deg	
1	5138.75	57.24	74.00	-16.76	45.28	36.12	8.51	32.67	102	109	PEAK

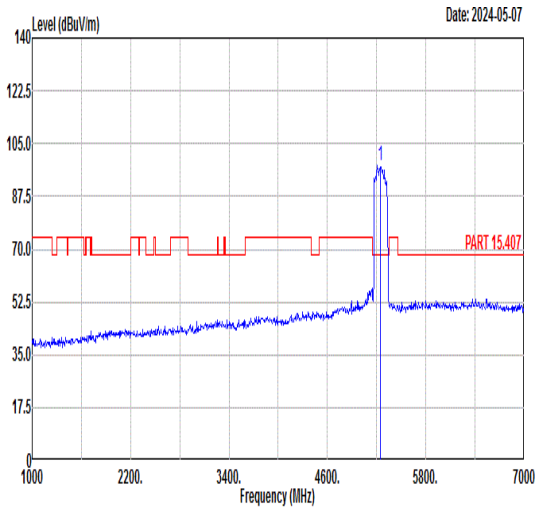

	Freq	Level	Limit Line	Margin	Read Level	Ant Factor	Cable Loss	Preamp Factor	APos	TPos	Remark
	MHz	dBuV/m	dBuV/m	dB	dBuV	dB/m	dB	dB	cm	deg	
1	5250.00	97.50	------	------	85.44	36.08	8.64	32.66	102	109	PEAK

Avg

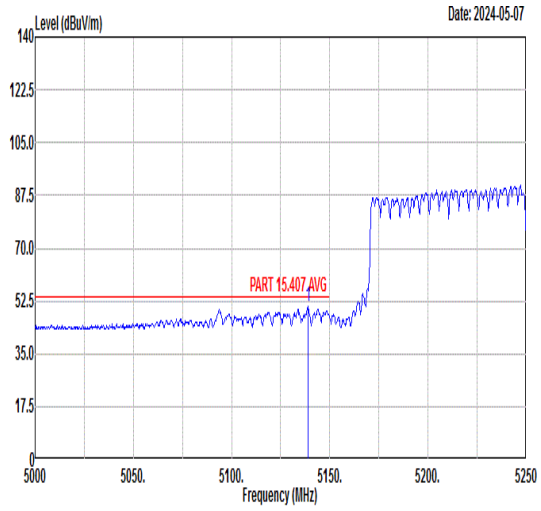

	Freq	Level	Limit Line	Margin	Read Level	Ant Factor	Cable Loss	Preamp Factor	APos	TPos	Remark
	MHz	dBuV/m	dBuV/m	dB	dBuV	dB/m	dB	dB	cm	deg	
1	5138.75	50.64	54.00	-3.36	38.68	36.12	8.51	32.67	102	109	AVERAGE

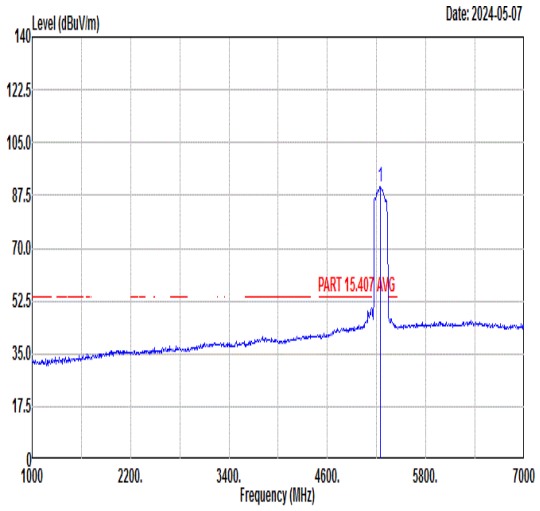

	Freq	Level	Limit Line	Margin	Read Level	Ant Factor	Cable Loss	Preamp Factor	APos	TPos	Remark
	MHz	dBuV/m	dBuV/m	dB	dBuV	dB/m	dB	dB	cm	deg	
1	5250.00	90.39	------	------	78.21	36.06	8.77	32.65	102	109	AVERAGE

Mode	30	
	Band Edge - R	
	U-NII-2A_5.25-5.35_802.11be EHT160_CH50_5250MHz	
ANT	CDD 6+17	
Pol.	Horizontal	Fundamental
Peak	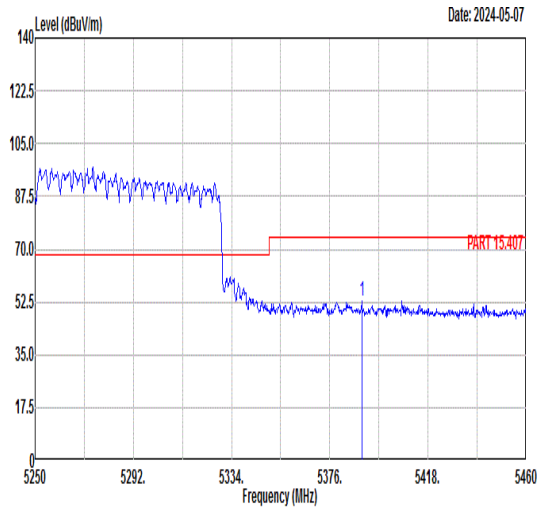 Freq Level Limit Line Margin Read Level Ant Factor Cable Loss Preamp Factor APos TPos Remark MHz dBuV/m dBuV/m dB dBuV dB/m dB dB cm deg 1 5389.65 52.80 74.00 -21.20 39.88 35.97 9.57 32.62 102 109 PEAK	Blank
Avg	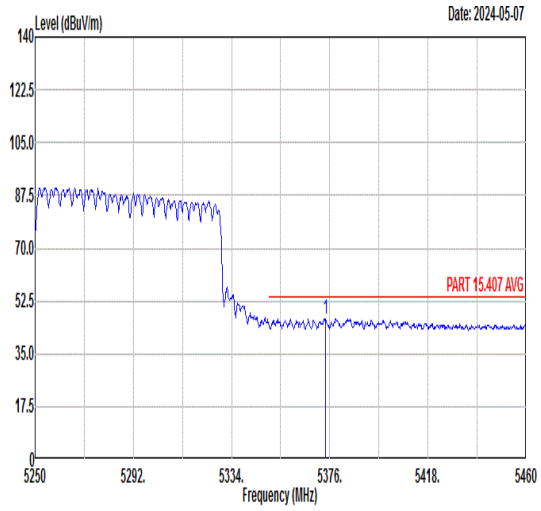 Freq Level Limit Line Margin Read Level Ant Factor Cable Loss Preamp Factor APos TPos Remark MHz dBuV/m dBuV/m dB dBuV dB/m dB dB cm deg 1 5374.11 46.66 54.00 -7.34 33.82 35.98 9.49 32.63 102 109 AVERAGE	Blank

Mode	30	
	Band Edge - L	
	U-NII-2A_5.25-5.35_802.11be EHT160_CH50_5250MHz	
ANT	CDD 6+17	
Pol.	Vertical	Fundamental
Peak	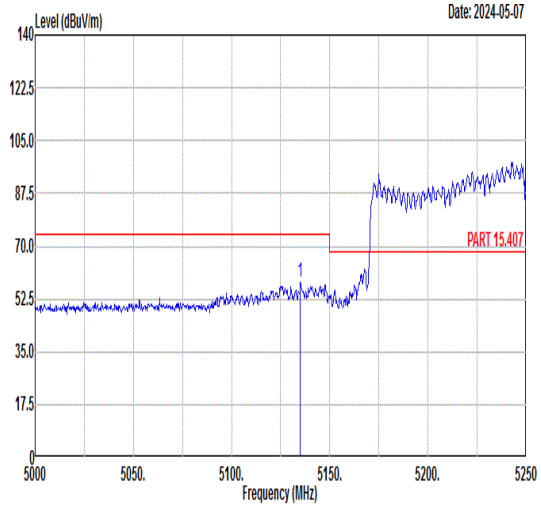	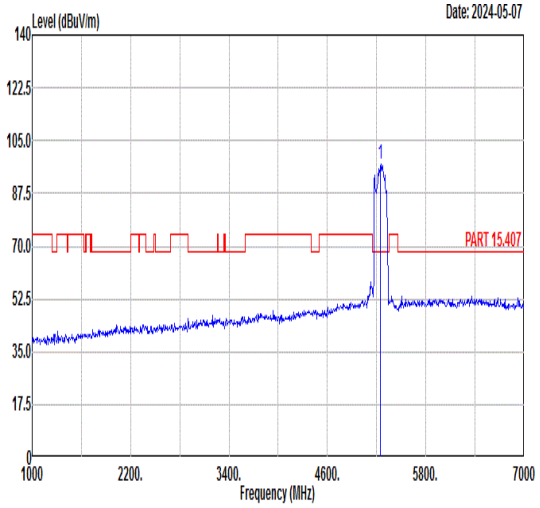
Avg	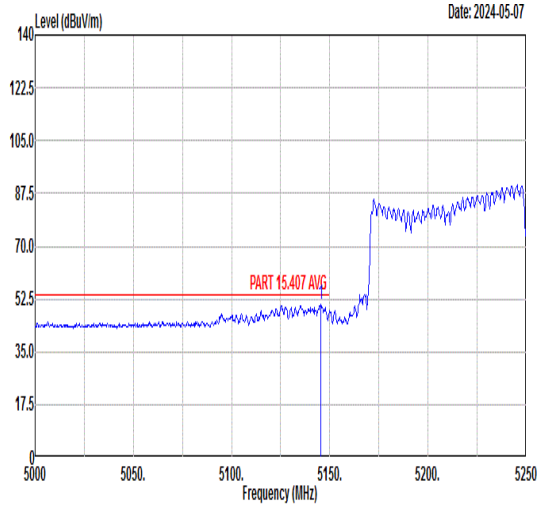	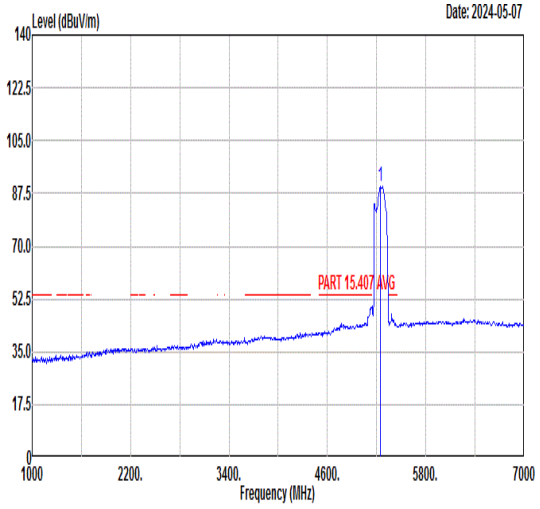

	Freq	Level	Limit Line	Margin	Read Level	Ant Factor	Cable Loss	Preamp Factor	APos	TPos	Remark
	MHz	dBuV/m	dBuV/m	dB	dBuV	dB/m	dB	dB	cm	deg	
1	5135.00	57.94	74.00	-16.06	45.98	36.12	8.51	32.67	400	192	PEAK

	Freq	Level	Limit Line	Margin	Read Level	Ant Factor	Cable Loss	Preamp Factor	APos	TPos	Remark
	MHz	dBuV/m	dBuV/m	dB	dBuV	dB/m	dB	dB	cm	deg	
1	5250.00	97.06	------	------	84.79	36.05	8.87	32.65	400	192	PEAK

	Freq	Level	Limit Line	Margin	Read Level	Ant Factor	Cable Loss	Preamp Factor	APos	TPos	Remark
	MHz	dBuV/m	dBuV/m	dB	dBuV	dB/m	dB	dB	cm	deg	
1	5145.25	50.67	54.00	-3.33	38.70	36.11	8.53	32.67	400	192	AVERAGE

	Freq	Level	Limit Line	Margin	Read Level	Ant Factor	Cable Loss	Preamp Factor	APos	TPos	Remark
	MHz	dBuV/m	dBuV/m	dB	dBuV	dB/m	dB	dB	cm	deg	
1	5250.00	90.06	------	------	77.82	36.05	8.84	32.65	400	192	AVERAGE

Mode	30	
	Band Edge - R	
	U-NII-2A_5.25-5.35_802.11be EHT160_CH50_5250MHz	
ANT	CDD 6+17	
Pol.	Vertical	Fundamental
Peak	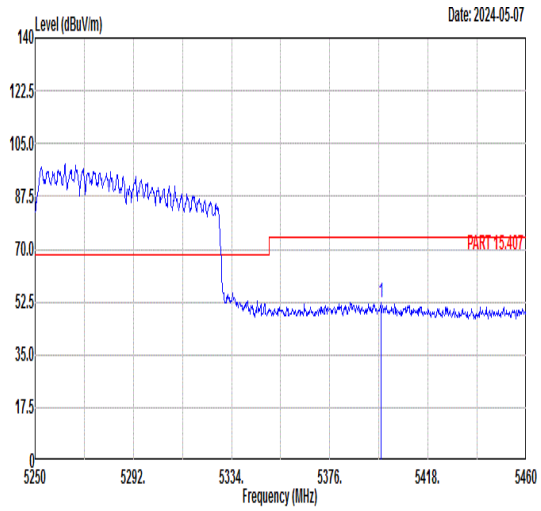 Freq Level Limit Line Margin Read Level Ant Factor Cable Loss Preamp Factor APos TPos Remark MHz dBuV/m dBuV/m dB dBuV dB/m dB dB cm deg 1 5397.84 52.40 74.00 -21.60 39.45 35.96 9.61 32.62 400 192 PEAK	Blank
Avg	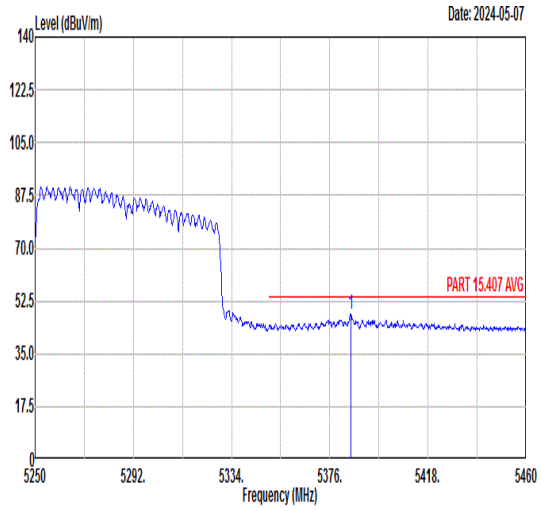 Freq Level Limit Line Margin Read Level Ant Factor Cable Loss Preamp Factor APos TPos Remark MHz dBuV/m dBuV/m dB dBuV dB/m dB dB cm deg 1 5385.03 47.99 54.00 -6.01 35.09 35.97 9.55 32.62 400 192 AVERAGE	Blank

Mode	30	
	Harmonic	
	U-NII-2A_5.25-5.35_802.11be EHT160_CH50_5250MHz	
ANT	CDD 6+17	
Pol.	Horizontal	Vertical
Peak Avg	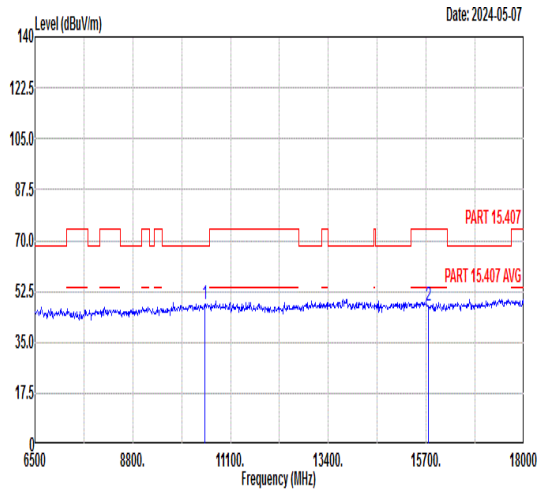 Freq Level Limit Line Margin Read Level Ant Factor Cable Loss Preamp Factor APos TPos Remark MHz dBuV/m dBuV/m dB dBuV dB/m dB dB cm deg 1 10500.00 47.95 68.30 -20.35 60.59 38.80 12.16 63.60 --- --- Peak 2 15750.00 47.42 74.00 -26.58 55.90 40.90 14.68 64.06 --- --- Peak	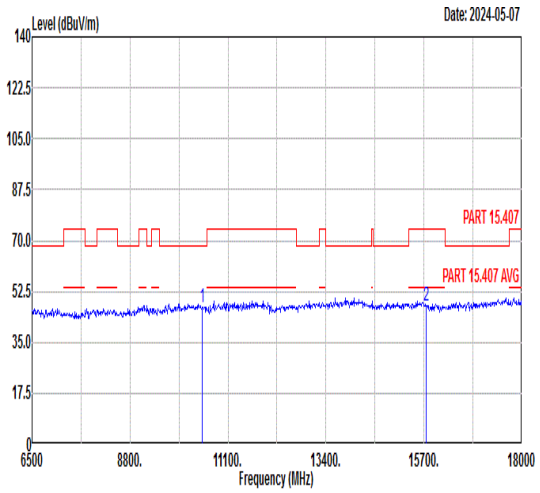 Freq Level Limit Line Margin Read Level Ant Factor Cable Loss Preamp Factor APos TPos Remark MHz dBuV/m dBuV/m dB dBuV dB/m dB dB cm deg 1 10500.00 47.16 68.30 -21.14 59.80 38.80 12.16 63.60 --- --- Peak 2 15750.00 47.71 74.00 -26.29 56.19 40.90 14.68 64.06 --- --- Peak

Mode	31	
	Band Edge - L	
	U-NII-2C_5.47-5.725_802.11be EHT160_CH114_5570MHz	
ANT	CDD 6+17	
Pol.	Horizontal	Fundamental

Peak

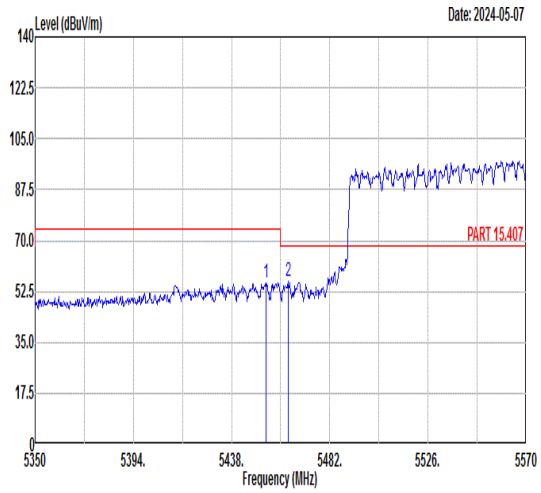

	Freq	Level	Limit Line	Margin	Read Level	Ant Factor	Cable Loss	Preamp Factor	APos	TPos	Remark
	MHz	dBuV/m	dBuV/m	dB	dBuV	dB/m	dB	dB	cm	deg	
1	5453.40	55.59	74.00	-18.41	42.59	35.93	9.68	32.61	100	60	PEAK
2	5463.30	55.78	68.30	-12.52	42.78	35.92	9.69	32.61	100	60	PEAK

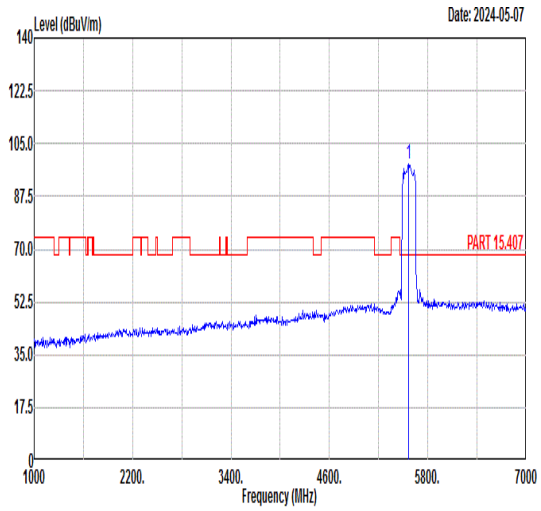

	Freq	Level	Limit Line	Margin	Read Level	Ant Factor	Cable Loss	Preamp Factor	APos	TPos	Remark
	MHz	dBuV/m	dBuV/m	dB	dBuV	dB/m	dB	dB	cm	deg	
1	5570.00	98.35	------	------	85.25	35.99	9.74	32.63	100	60	PEAK

Avg

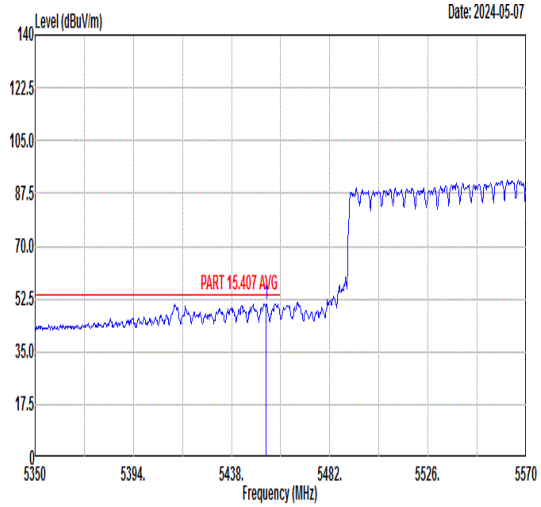

	Freq	Level	Limit Line	Margin	Read Level	Ant Factor	Cable Loss	Preamp Factor	APos	TPos	Remark
	MHz	dBuV/m	dBuV/m	dB	dBuV	dB/m	dB	dB	cm	deg	
1	5453.40	50.98	54.00	-3.02	37.98	35.93	9.68	32.61	100	60	AVERAGE

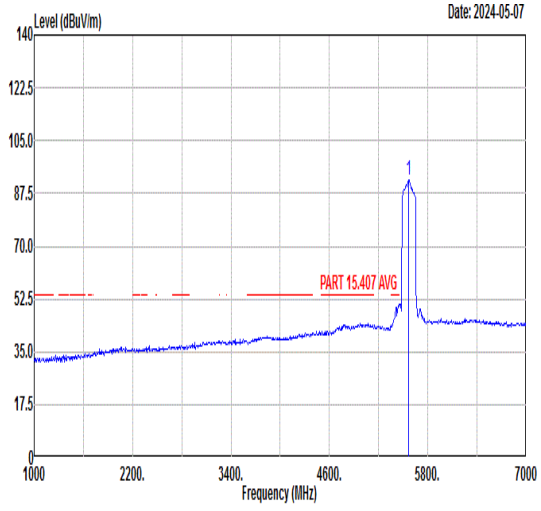

	Freq	Level	Limit Line	Margin	Read Level	Ant Factor	Cable Loss	Preamp Factor	APos	TPos	Remark
	MHz	dBuV/m	dBuV/m	dB	dBuV	dB/m	dB	dB	cm	deg	
1	5570.00	91.93	------	------	78.83	35.99	9.74	32.63	100	60	AVERAGE

Mode	31	
	Band Edge - R	
	U-NII-2C_5.47-5.725_802.11be EHT160_CH114_5570MHz	
ANT	CDD 6+17	
Pol.	Horizontal	Fundamental
Peak	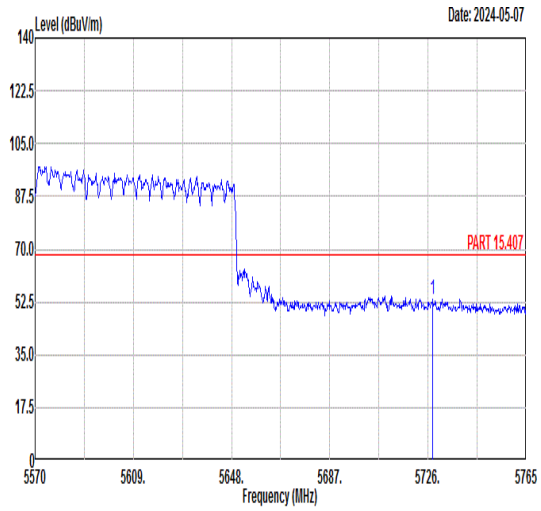	Blank

	Freq	Level	Limit Line	Margin	Read Level	Ant Factor	Cable Loss	Preamp Factor	APos	TPos	Remark
	MHz	dBuV/m	dBuV/m	dB	dBuV	dB/m	dB	dB	cm	deg	
1	5727.95	53.50	68.30	-14.80	39.95	36.22	10.02	32.69	100	60	PEAK

Mode	31	
	Band Edge - L	
	U-NII-2C_5.47-5.725_802.11be EHT160_CH114_5570MHz	
ANT	CDD 6+17	
Pol.	Vertical	Fundamental

Peak

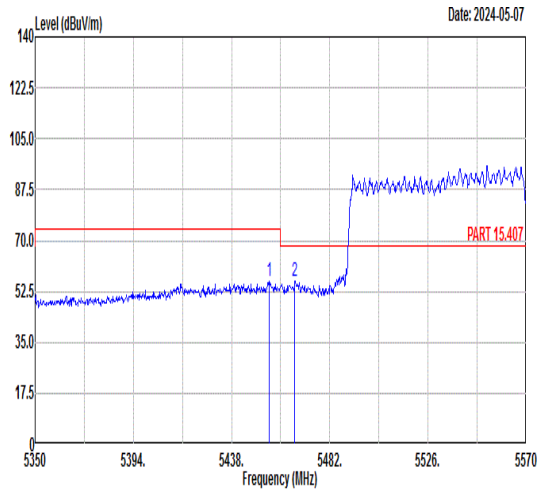

	Freq	Level	Limit Line	Margin	Read Level	Ant Factor	Cable Loss	Preamp Factor	APos	TPos	Remark
	MHz	dBuV/m	dBuV/m	dB	dBuV	dB/m	dB	dB	cm	deg	
1	5454.72	55.81	74.00	-18.19	42.81	35.93	9.68	32.61	103	95	PEAK
2	5466.38	56.11	68.30	-12.19	43.11	35.92	9.69	32.61	103	95	PEAK

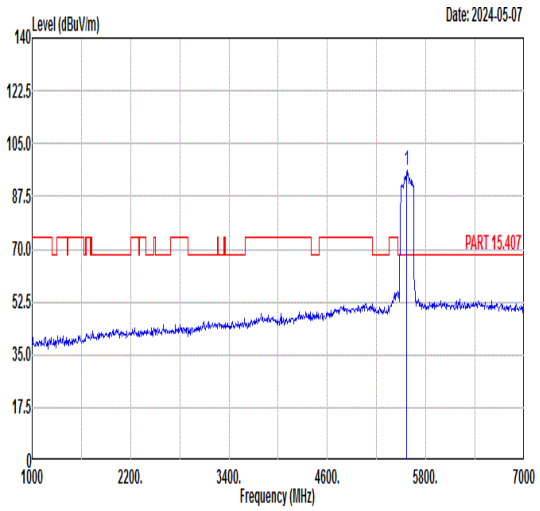

	Freq	Level	Limit Line	Margin	Read Level	Ant Factor	Cable Loss	Preamp Factor	APos	TPos	Remark
	MHz	dBuV/m	dBuV/m	dB	dBuV	dB/m	dB	dB	cm	deg	
1	5570.00	95.90	------	------	82.77	36.01	9.75	32.63	103	95	PEAK

Avg

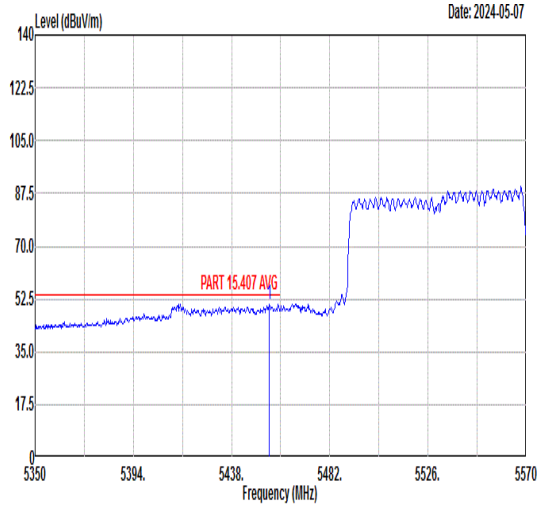

	Freq	Level	Limit Line	Margin	Read Level	Ant Factor	Cable Loss	Preamp Factor	APos	TPos	Remark
	MHz	dBuV/m	dBuV/m	dB	dBuV	dB/m	dB	dB	cm	deg	
1	5454.94	50.81	54.00	-3.19	37.81	35.93	9.68	32.61	103	95	AVERAGE

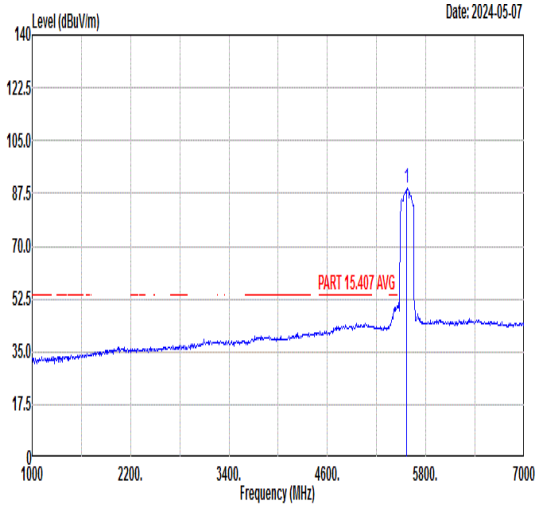

	Freq	Level	Limit Line	Margin	Read Level	Ant Factor	Cable Loss	Preamp Factor	APos	TPos	Remark
	MHz	dBuV/m	dBuV/m	dB	dBuV	dB/m	dB	dB	cm	deg	
1	5570.00	89.30	------	------	76.17	36.01	9.75	32.63	103	95	AVERAGE

Mode	31	
	Band Edge - R	
	U-NII-2C_5.47-5.725_802.11be EHT160_CH114_5570MHz	
ANT	CDD 6+17	
Pol.	Vertical	Fundamental
Peak	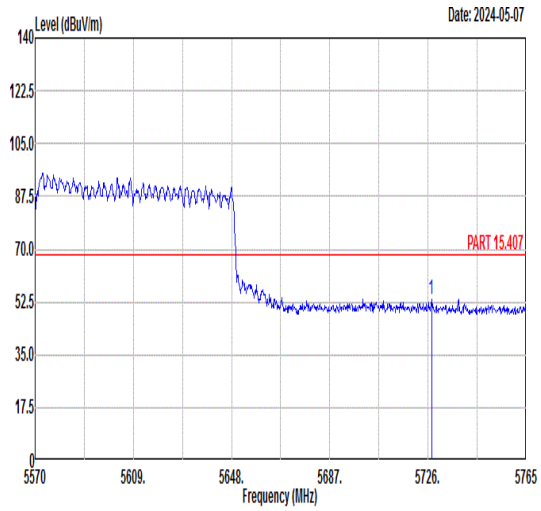	Blank

	Freq	Level	Limit Line	Margin	Read Level	Ant Factor	Cable Loss	Preamp Factor	APos	TPos	Remark
	MHz	dBuV/m	dBuV/m	dB	dBuV	dB/m	dB	dB	cm	deg	
1	5727.37	53.18	68.30	-15.12	39.63	36.22	10.02	32.69	103	95	PEAK

Mode	31	
	Harmonic	
	U-NII-2C_5.47-5.725_802.11be EHT160_CH114_5570MHz	
ANT	CDD 6+17	
Pol.	Horizontal	Vertical
Peak Avg	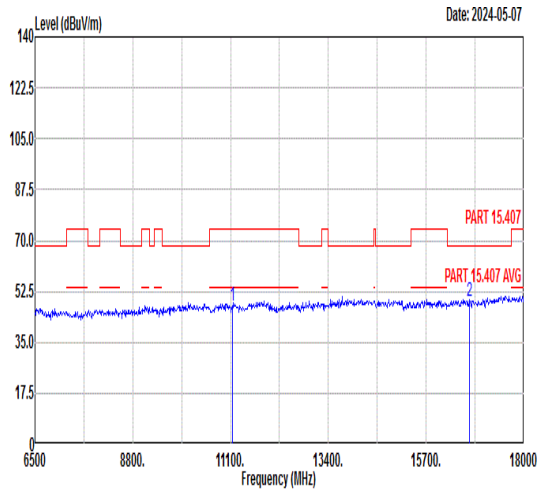 Limit Read Ant Cable Preamp APos TPos Freq Level Line Margin Level Factor Loss Factor Remark MHz dBuV/m dBuV/m dB dBuV dB/m dB dB cm deg 1 11140.00 47.33 74.00 -26.67 59.08 39.06 12.62 63.43 --- --- Peak 2 16710.00 49.32 68.30 -18.98 57.43 41.45 15.32 64.88 --- --- Peak	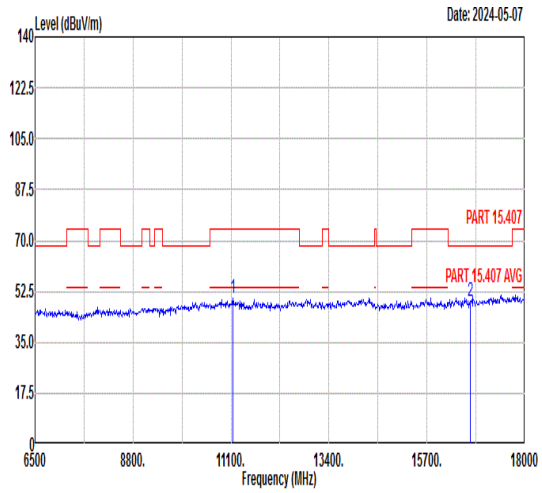 Limit Read Ant Cable Preamp APos TPos Freq Level Line Margin Level Factor Loss Factor Remark MHz dBuV/m dBuV/m dB dBuV dB/m dB dB cm deg 1 11140.00 50.02 74.00 -23.98 61.77 39.06 12.62 63.43 --- --- Peak 2 16710.00 48.93 68.30 -19.37 57.03 41.46 15.32 64.88 --- --- Peak

Mode	32	
	Band Edge	
	U-NII-3_5.725-5.85_802.11a_CH149_5745MHz	
ANT	CDD 6+17	
Pol.	Horizontal	Fundamental
Peak	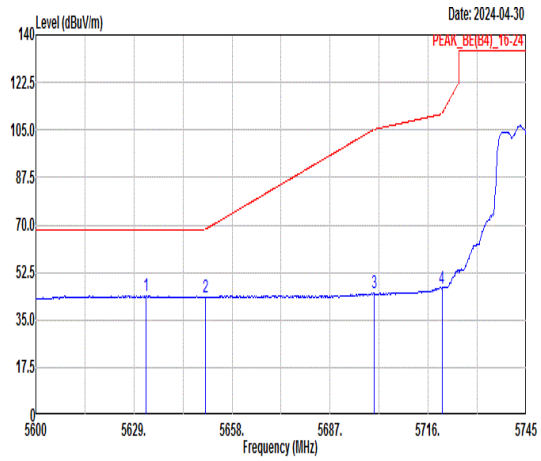	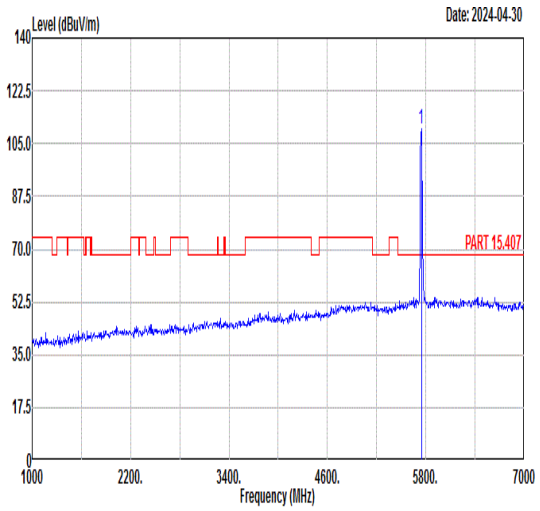
Avg	Blank	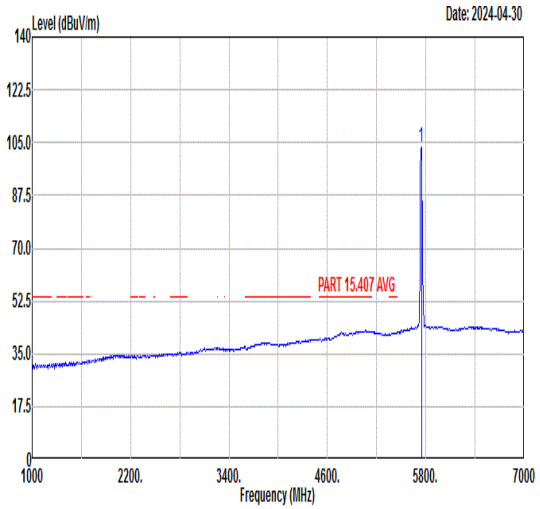

	Freq	Level	Limit Line	Margin	Read Level	Ant Factor	Cable Loss	Preamp Factor	APos	TPos	Remark
	MHz	dBuV/m	dBuV/m	dB	dBuV	dB/m	dB	dB	cm	deg	
1	5632.63	43.81	68.30	-24.49	30.55	36.09	9.82	32.65	100	285	PEAK
2	5650.03	43.57	68.32	-24.75	30.26	36.11	9.86	32.66	100	301	PEAK
3	5700.05	44.73	105.21	-60.48	31.26	36.18	9.97	32.68	100	298	PEAK
4	5720.06	46.67	110.94	-64.27	33.14	36.21	10.01	32.69	100	301	PEAK

	Freq	Level	Limit Line	Margin	Read Level	Ant Factor	Cable Loss	Preamp Factor	APos	TPos	Remark
	MHz	dBuV/m	dBuV/m	dB	dBuV	dB/m	dB	dB	cm	deg	
1	5745.00	109.84	------	------	96.24	36.24	10.06	32.70	100	285	PEAK

	Freq	Level	Limit Line	Margin	Read Level	Ant Factor	Cable Loss	Preamp Factor	APos	TPos	Remark
	MHz	dBuV/m	dBuV/m	dB	dBuV	dB/m	dB	dB	cm	deg	
1	5745.00	103.40	------	------	89.80	36.24	10.06	32.70	100	285	AVERAGE

Mode	32	
	Band Edge	
	U-NII-3_5.725-5.85_802.11a_CH149_5745MHz	
ANT	CDD 6+17	
Pol.	Vertical	Fundamental
Peak	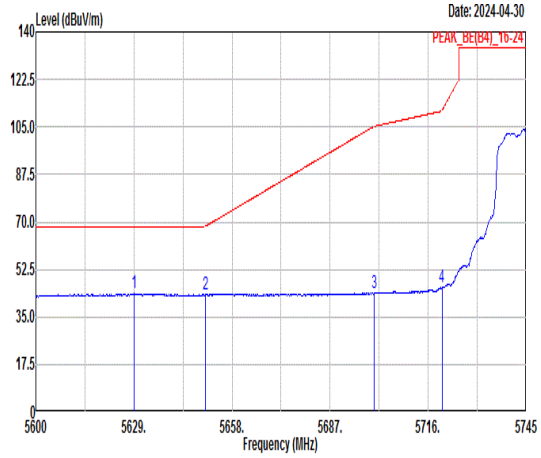	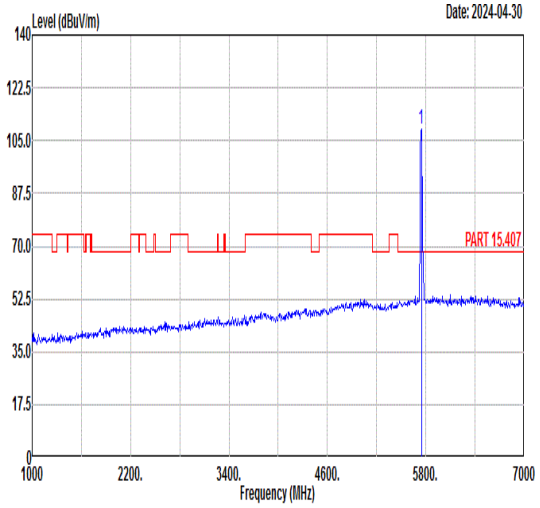
Avg	Blank	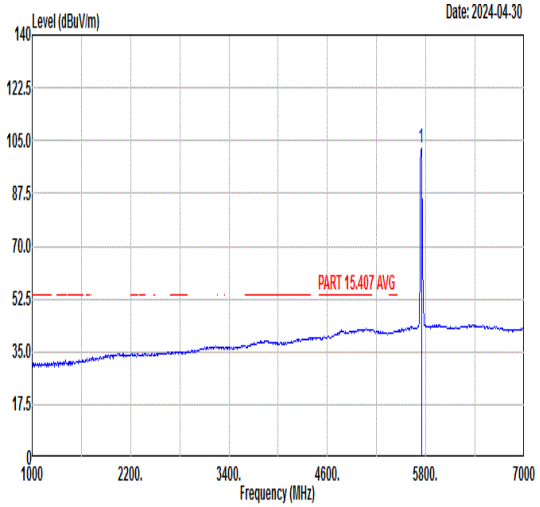

	Freq	Level	Limit Line	Margin	Read Level	Ant Factor	Cable Loss	Preamp Factor	APos	TPos	Remark
	MHz	dBuV/m	dBuV/m	dB	dBuV	dB/m	dB	dB	cm	deg	
1	5629.15	43.60	68.30	-24.70	30.35	36.08	9.82	32.65	352	0	PEAK
2	5650.03	43.16	68.32	-25.16	29.85	36.11	9.86	32.66	392	0	PEAK
3	5700.05	43.73	105.21	-61.48	30.26	36.18	9.97	32.68	362	0	PEAK
4	5720.06	45.73	110.94	-65.21	32.20	36.21	10.01	32.69	400	0	PEAK

	Freq	Level	Limit Line	Margin	Read Level	Ant Factor	Cable Loss	Preamp Factor	APos	TPos	Remark
	MHz	dBuV/m	dBuV/m	dB	dBuV	dB/m	dB	dB	cm	deg	
1	5745.00	108.95	------	------	95.35	36.24	10.06	32.70	352	0	PEAK

	Freq	Level	Limit Line	Margin	Read Level	Ant Factor	Cable Loss	Preamp Factor	APos	TPos	Remark
	MHz	dBuV/m	dBuV/m	dB	dBuV	dB/m	dB	dB	cm	deg	
1	5745.00	102.64	------	------	89.04	36.24	10.06	32.70	352	0	AVERAGE

Mode	32	
	Harmonic	
	U-NII-3_5.725-5.85_802.11a_CH149_5745MHz	
ANT	CDD 6+17	
Pol.	Horizontal	Vertical
Peak Avg	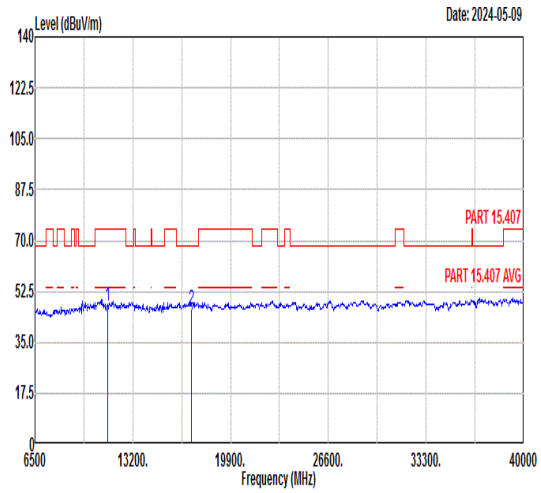	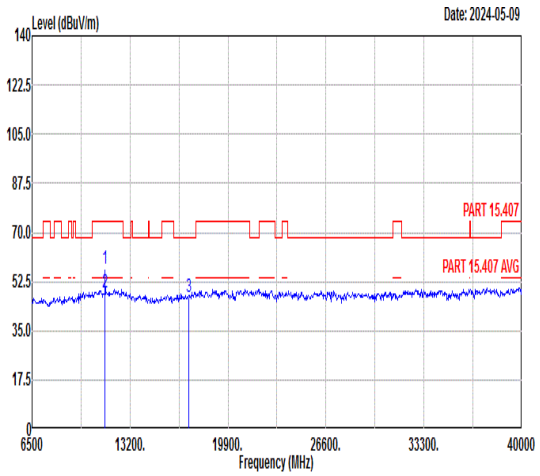

	Freq	Level	Limit Line	Margin	Read Level	Ant Factor	Cable Loss	Preamp Factor	APos	TPos	Remark
	MHz	dBuV/m	dBuV/m	dB	dBuV	dB/m	dB	dB	cm	deg	
1	11490.00	47.79	74.00	-26.21	59.16	39.20	12.87	63.44	---	---	Peak
2	17235.00	46.54	68.30	-21.76	54.26	41.86	15.72	65.30	---	---	Peak

	Freq	Level	Limit Line	Margin	Read Level	Ant Factor	Cable Loss	Preamp Factor	APos	TPos	Remark
	MHz	dBuV/m	dBuV/m	dB	dBuV	dB/m	dB	dB	cm	deg	
1	11490.00	56.96	74.00	-17.04	68.33	39.20	12.87	63.44	100	307	Peak
2	11490.00	48.52	54.00	-5.48	59.89	39.20	12.87	63.44	100	307	Average
3	17235.00	46.86	68.30	-21.44	54.58	41.86	15.72	65.30	---	---	Peak

Mode	33	
	Harmonic	
	U-NII-3_5.725-5.85_802.11a_CH157_5785MHz	
ANT	CDD 6+17	
Pol.	Horizontal	Vertical

Peak

Avg

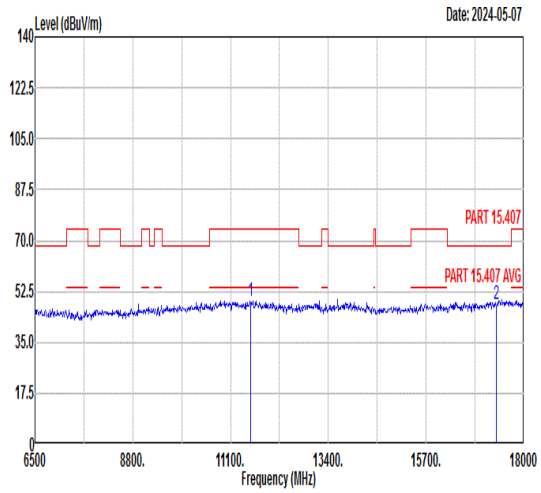

	Freq	Level	Limit Line	Margin	Read Level	Ant Factor	Cable Loss	Preamp Factor	APos	TPos	Remark
	MHz	dBuV/m	dBuV/m	dB	dBuV	dB/m	dB	dB	cm	deg	
1	11570.00	49.37	74.00	-24.63	60.66	39.23	12.93	63.45	---	---	Peak
2	17355.00	48.24	68.30	-20.06	55.80	41.99	15.81	65.36	---	---	Peak

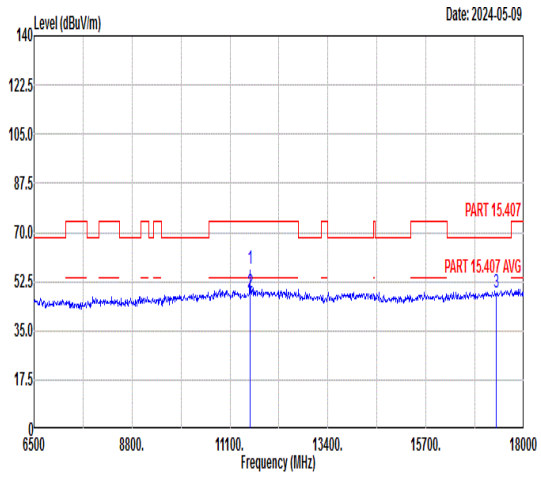

	Freq	Level	Limit Line	Margin	Read Level	Ant Factor	Cable Loss	Preamp Factor	APos	TPos	Remark
	MHz	dBuV/m	dBuV/m	dB	dBuV	dB/m	dB	dB	cm	deg	
1	11570.00	56.92	74.00	-17.08	68.21	39.23	12.93	63.45	105	310	Peak
2	11570.00	48.37	54.00	-5.63	59.66	39.23	12.93	63.45	105	310	Average
3	17355.00	48.44	68.30	-19.86	56.00	41.99	15.81	65.36	---	---	Peak

Mode	34	
	Band Edge	
	U-NII-3_5.725-5.85_802.11a_CH165_5825MHz	
ANT	CDD 6+17	
Pol.	Horizontal	Fundamental
Peak	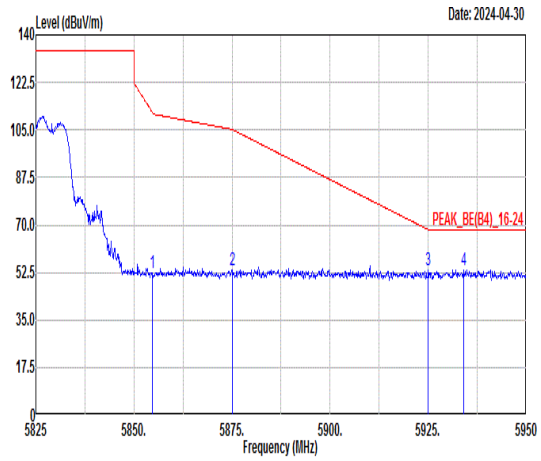	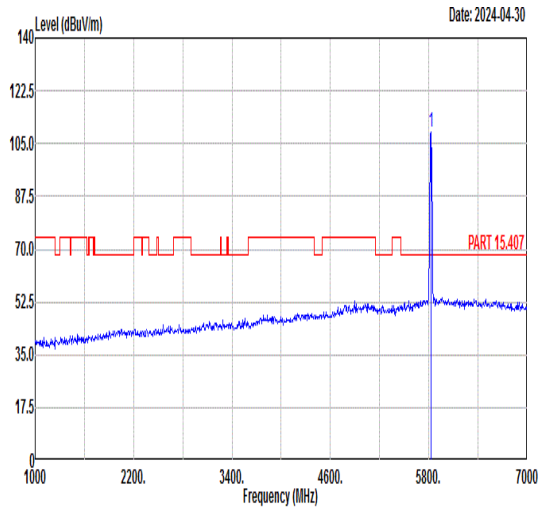
Avg	Blank	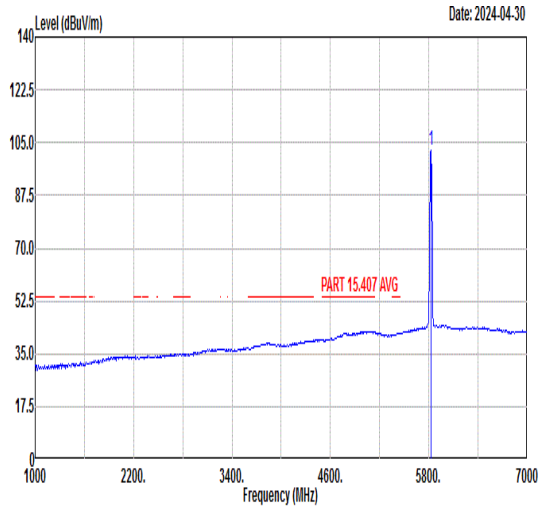

Horizontal / Peak

	Freq	Level	Limit Line	Margin	Read Level	Ant Factor	Cable Loss	Preamp Factor	APos	TPos	Remark
	MHz	dBuV/m	dBuV/m	(dB)	dBuV	dB/m	dB	dB	cm	deg	
1	5854.75	52.17	111.37	-59.20	38.22	36.40	10.29	32.74	117	112	PEAK
2	5875.00	53.49	105.20	-51.71	39.49	36.42	10.33	32.75	117	112	PEAK
3	5925.00	53.49	68.30	-14.81	39.33	36.49	10.44	32.77	117	112	PEAK
4	5934.13	53.51	68.30	-14.79	39.31	36.51	10.46	32.77	117	112	PEAK

Fundamental / Peak

	Freq	Level	Limit Line	Margin	Read Level	Ant Factor	Cable Loss	Preamp Factor	APos	TPos	Remark
	MHz	dBuV/m	dBuV/m	(dB)	dBuV	dB/m	dB	dB	cm	deg	
1	5825.00	109.08	------	------	95.23	36.35	10.23	32.73	117	112	PEAK

Fundamental / Avg

	Freq	Level	Limit Line	Margin	Read Level	Ant Factor	Cable Loss	Preamp Factor	APos	TPos	Remark
	MHz	dBuV/m	dBuV/m	(dB)	dBuV	dB/m	dB	dB	cm	deg	
1	5825.00	102.56	------	------	88.71	36.35	10.23	32.73	117	112	AVERAGE

Mode	34	
	Band Edge	
	U-NII-3_5.725-5.85_802.11a_CH165_5825MHz	
ANT	CDD 6+17	
Pol.	Vertical	Fundamental
Peak	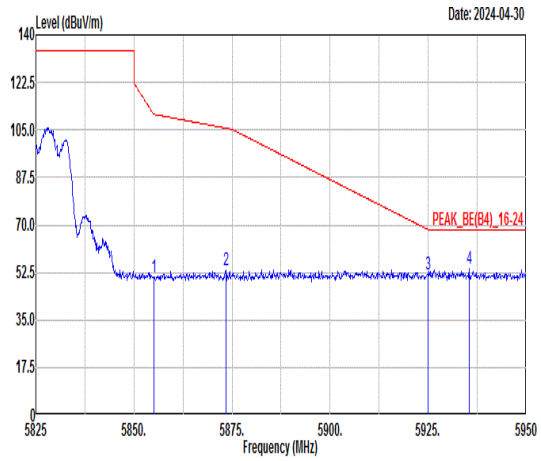	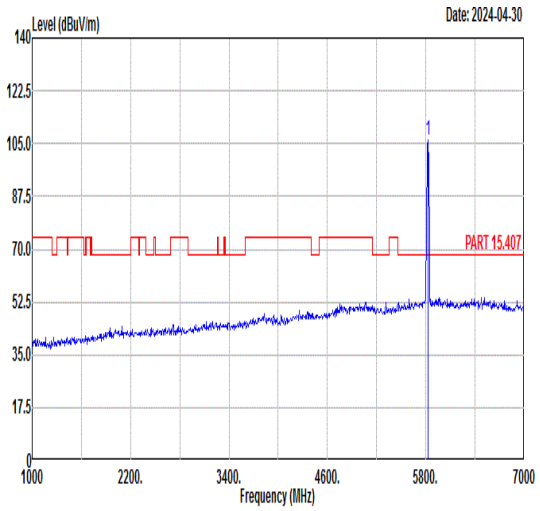
Avg	Blank	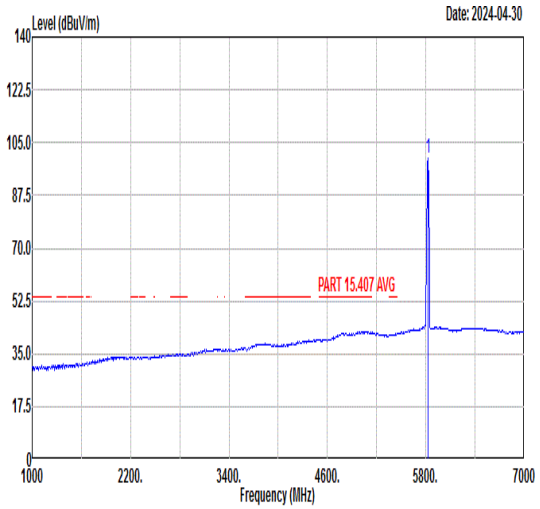

	Freq	Level	Limit Line	Margin	Read Level	Ant Factor	Cable Loss	Preamp Factor	APos	TPos	Remark
	MHz	dBuV/m	dBuV/m	(dB)	dBuV	dB/m	dB	dB	cm	deg	
1	5855.00	50.93	110.80	-59.87	36.98	36.40	10.29	32.74	353	39	PEAK
2	5873.50	53.21	105.62	-52.41	39.21	36.42	10.33	32.75	353	39	PEAK
3	5924.88	51.70	68.39	-16.69	37.54	36.49	10.44	32.77	353	39	PEAK
4	5935.38	54.03	68.30	-14.27	39.83	36.51	10.46	32.77	353	39	PEAK

	Freq	Level	Limit Line	Margin	Read Level	Ant Factor	Cable Loss	Preamp Factor	APos	TPos	Remark
	MHz	dBuV/m	dBuV/m		dBuV	dB/m	dB	dB	cm	deg	
1	5825.00	106.35	------	------	92.50	36.35	10.23	32.73	353	39	PEAK

	Freq	Level	Limit Line	Margin	Read Level	Ant Factor	Cable Loss	Preamp Factor	APos	TPos	Remark
	MHz	dBuV/m	dBuV/m		dBuV	dB/m	dB	dB	cm	deg	
1	5825.00	99.98	------	------	86.13	36.35	10.23	32.73	353	39	AVERAGE

Mode	34	
	Harmonic	
	U-NII-3_5.725-5.85_802.11a_CH165_5825MHz	
ANT	CDD 6+17	
Pol.	Horizontal	Vertical
Peak Avg	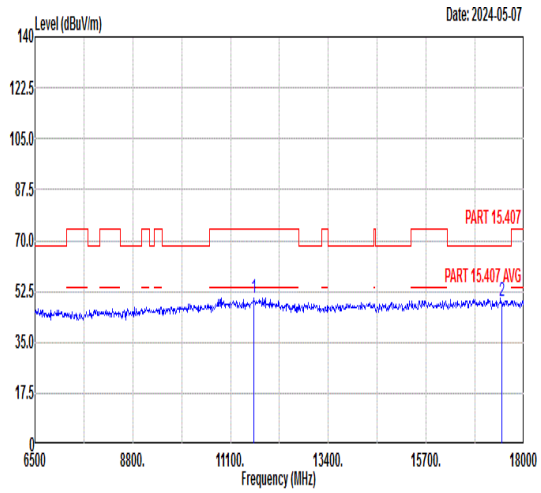	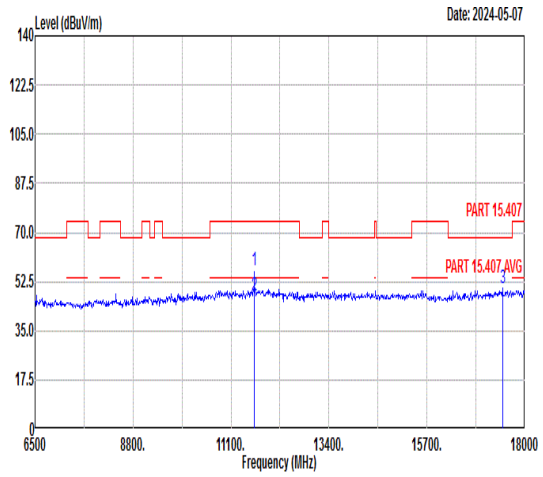

	Freq	Level	Limit Line	Margin	Read Level	Ant Factor	Cable Loss	Preamp Factor	APos	TPos	Remark
	MHz	dBuV/m	dBuV/m	dB	dBuV	dB/m	dB	dB	cm	deg	
1	11650.00	50.06	74.00	-23.94	61.26	39.26	12.99	63.45	---	---	Peak
2	17475.00	49.20	68.30	-19.10	56.61	42.12	15.90	65.43	---	---	Peak

	Freq	Level	Limit Line	Margin	Read Level	Ant Factor	Cable Loss	Preamp Factor	APos	TPos	Remark
	MHz	dBuV/m	dBuV/m	dB	dBuV	dB/m	dB	dB	cm	deg	
1	11650.00	56.45	74.00	-17.55	67.65	39.26	12.99	63.45	100	310	Peak
2	11650.00	47.56	54.00	-6.44	58.76	39.26	12.99	63.45	100	310	Average
3	17475.00	50.32	68.30	-17.98	57.73	42.12	15.90	65.43	---	---	Peak

Mode	35	
	Band Edge	
	U-NII-3_5.725-5.85_802.11be EHT20_CH149_5745MHz	
ANT	CDD 6+17	
Pol.	Horizontal	Fundamental
Peak	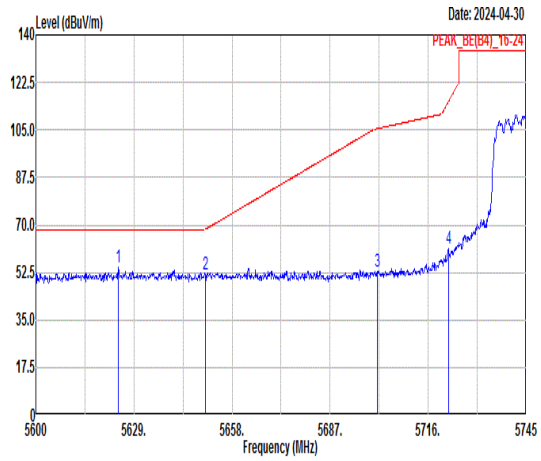	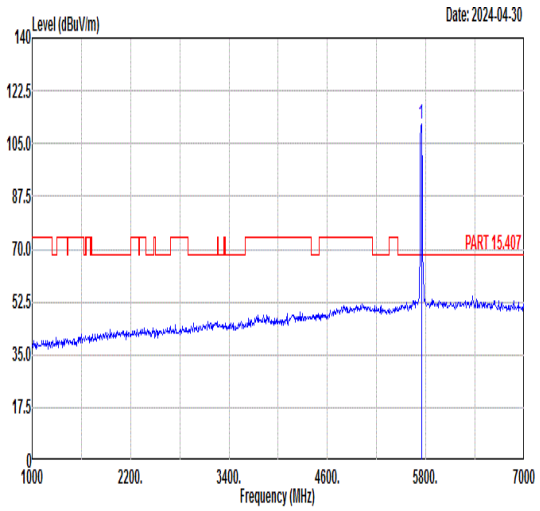
Avg	Blank	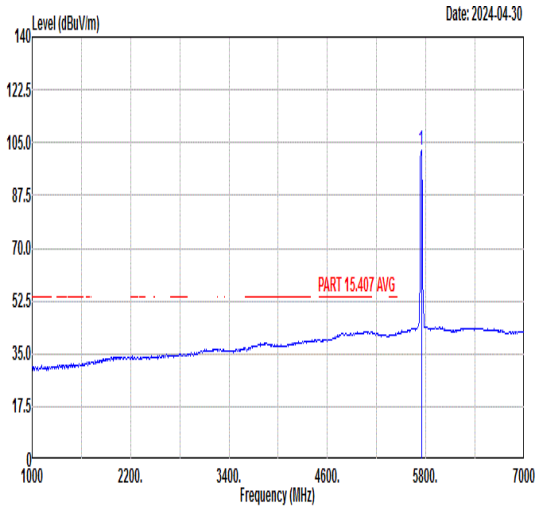

	Freq	Level	Limit Line	Margin	Read Level	Ant Factor	Cable Loss	Preamp Factor	APos	TPos	Remark
	MHz	dBuV/m	dBuV/m	(dB)	dBuV	dB/m	dB	dB	cm	deg	
1	5624.36	54.36	68.30	-13.94	41.13	36.07	9.81	32.65	113	297	PEAK
2	5650.03	51.99	68.32	-16.33	38.68	36.11	9.86	32.66	113	297	PEAK
3	5700.92	53.05	105.46	-52.41	39.58	36.18	9.97	32.68	113	297	PEAK
4	5721.95	61.24	115.24	-54.00	47.71	36.21	10.01	32.69	113	297	PEAK

	Freq	Level	Limit Line	Margin	Read Level	Ant Factor	Cable Loss	Preamp Factor	APos	TPos	Remark
	MHz	dBuV/m	dBuV/m	(dB)	dBuV	dB/m	dB	dB	cm	deg	
1	5745.00	111.38	------	------	97.78	36.24	10.06	32.70	113	297	PEAK

	Freq	Level	Limit Line	Margin	Read Level	Ant Factor	Cable Loss	Preamp Factor	APos	TPos	Remark
	MHz	dBuV/m	dBuV/m	(dB)	dBuV	dB/m	dB	dB	cm	deg	
1	5745.00	102.44	------	------	88.84	36.24	10.06	32.70	113	297	AVERAGE

Mode	35	
	Band Edge	
	U-NII-3_5.725-5.85_802.11be EHT20_CH149_5745MHz	
ANT	CDD 6+17	
Pol.	Vertical	Fundamental
Peak	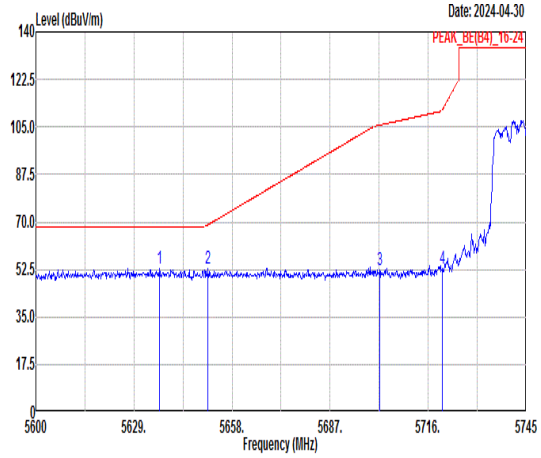	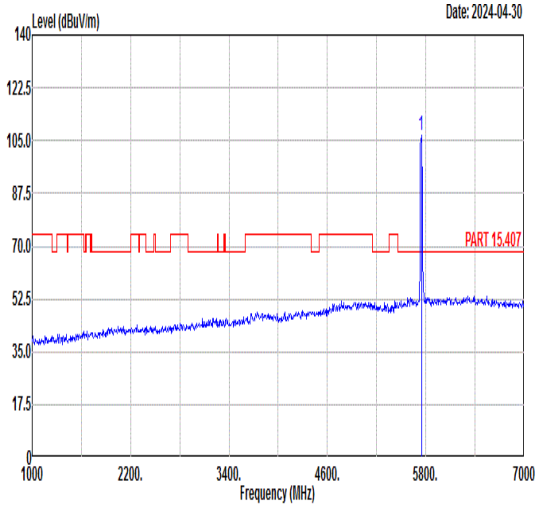
Avg	Blank	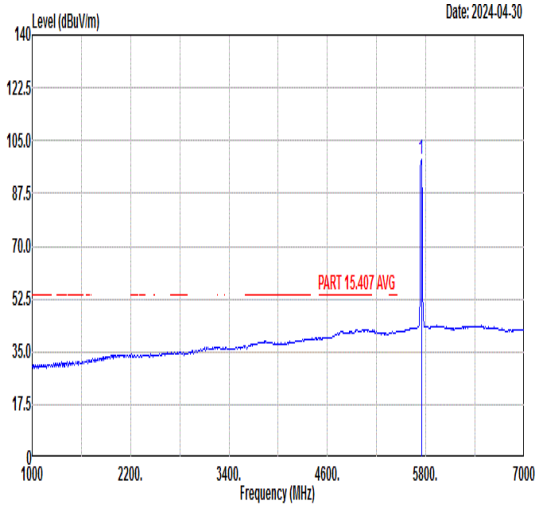

	Freq	Level	Limit Line	Margin	Read Level	Ant Factor	Cable Loss	Preamp Factor	APos	TPos	Remark
	MHz	dBuV/m	dBuV/m	(dB)	dBuV	dB/m	dB	dB	cm	deg	
1	5636.54	52.77	68.30	-15.53	39.50	36.09	9.83	32.65	300	334	PEAK
2	5650.90	52.63	68.96	-16.33	39.32	36.11	9.86	32.66	300	334	PEAK
3	5701.65	52.48	105.66	-53.18	39.01	36.18	9.97	32.68	300	334	PEAK
4	5720.21	53.03	111.27	-58.24	39.50	36.21	10.01	32.69	300	334	PEAK

	Freq	Level	Limit Line	Margin	Read Level	Ant Factor	Cable Loss	Preamp Factor	APos	TPos	Remark
	MHz	dBuV/m	dBuV/m		dBuV	dB/m	dB	dB	cm	deg	
1	5745.00	106.82	------	------	93.22	36.24	10.06	32.70	300	334	PEAK

	Freq	Level	Limit Line	Margin	Read Level	Ant Factor	Cable Loss	Preamp Factor	APos	TPos	Remark
	MHz	dBuV/m	dBuV/m		dBuV	dB/m	dB	dB	cm	deg	
1	5745.00	99.04	------	------	85.44	36.24	10.06	32.70	300	334	AVERAGE

Mode	35	
	Harmonic	
	U-NII-3_5.725-5.85_802.11be EHT20_CH149_5745MHz	
ANT	CDD 6+17	
Pol.	Horizontal	Vertical

Peak

Avg

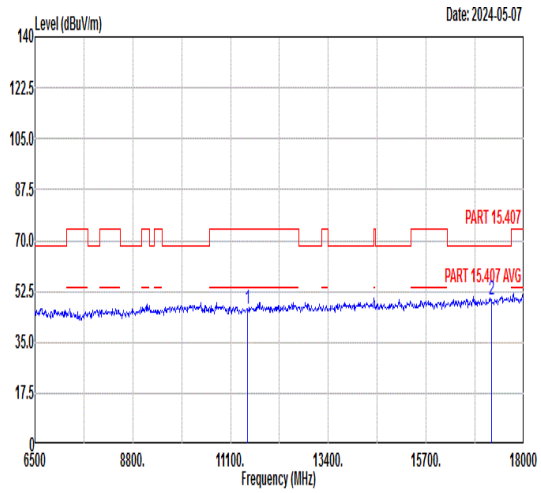

	Freq	Level	Limit Line	Margin	Read Level	Ant Factor	Cable Loss	Preamp Factor	APos	TPos	Remark
	MHz	dBuV/m	dBuV/m	dB	dBuV	dB/m	dB	dB	cm	deg	
1	11490.00	46.57	74.00	-27.43	57.94	39.20	12.87	63.44	---	---	Peak
2	17235.00	49.45	68.30	-18.85	57.17	41.86	15.72	65.30	---	---	Peak

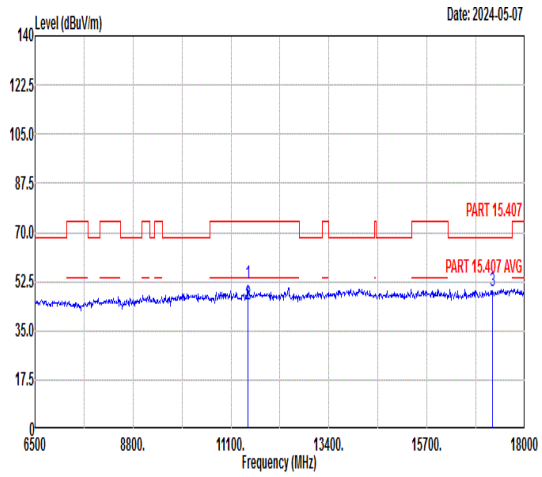

	Freq	Level	Limit Line	Margin	Read Level	Ant Factor	Cable Loss	Preamp Factor	APos	TPos	Remark
	MHz	dBuV/m	dBuV/m	dB	dBuV	dB/m	dB	dB	cm	deg	
1	11490.00	51.53	74.00	-22.47	62.90	39.20	12.87	63.44	100	305	Peak
2	11490.00	44.40	54.00	-9.60	55.77	39.20	12.87	63.44	100	305	Average
3	17235.00	49.04	68.30	-19.26	56.76	41.86	15.72	65.30	---	---	Peak

Mode	36	
	Harmonic	
	U-NII-3_5.725-5.85_802.11be EHT20_CH157_5785MHz	
ANT	CDD 6+17	
Pol.	Horizontal	Vertical
Peak Avg	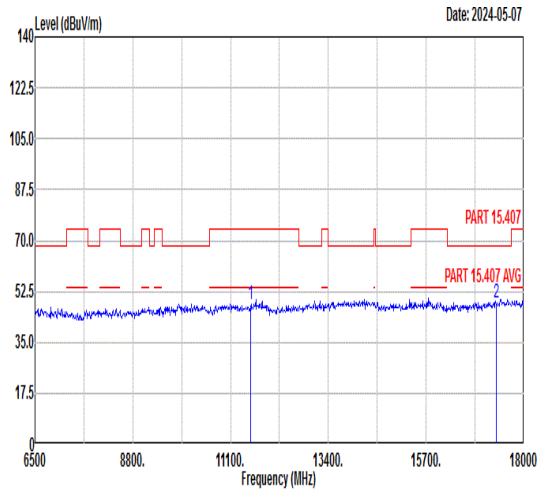 Freq Level Limit Line Margin Read Level Ant Factor Cable Loss Preamp Factor APos TPos Remark MHz dBuV/m dBuV/m dB dBuV dB/m dB dB cm deg 1 11570.00 48.14 74.00 -25.86 59.43 39.23 12.93 63.45 --- --- Peak 2 17355.00 48.56 68.30 -19.74 56.12 41.99 15.81 65.36 --- --- Peak	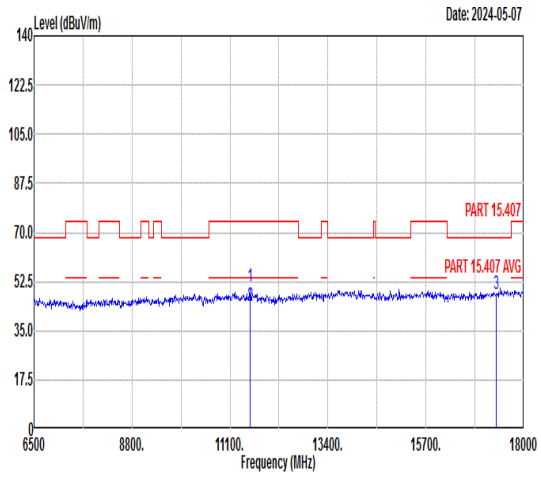 Freq Level Limit Line Margin Read Level Ant Factor Cable Loss Preamp Factor APos TPos Remark MHz dBuV/m dBuV/m dB dBuV dB/m dB dB cm deg 1 11570.00 50.76 74.00 -23.24 62.05 39.23 12.93 63.45 100 312 Peak 2 11570.00 44.07 54.00 -9.93 55.36 39.23 12.93 63.45 100 312 Average 3 17355.00 48.10 68.30 -20.20 55.66 41.99 15.81 65.36 --- --- Peak

Mode	37	
	Band Edge	
	U-NII-3_5.725-5.85_802.11be EHT20_CH165_5825MHz	
ANT	CDD 6+17	
Pol.	Horizontal	Fundamental
Peak	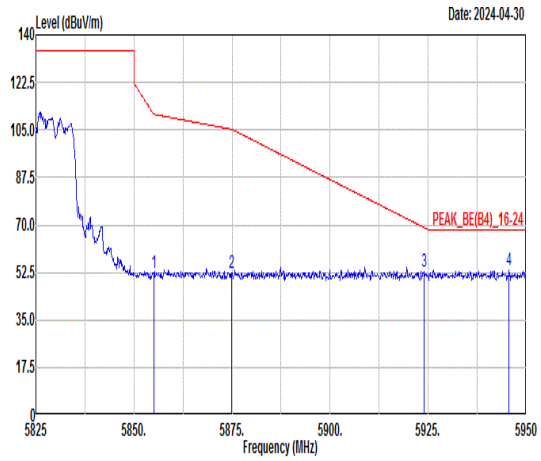	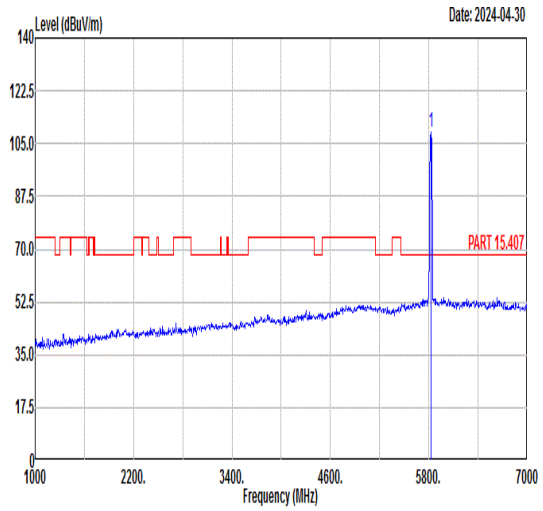
Avg	Blank	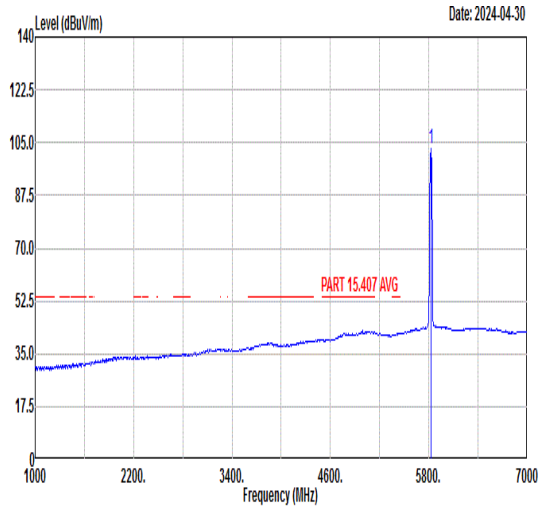

Horizontal / Peak

	Freq	Level	Limit Line	Margin	Read Level	Ant Factor	Cable Loss	Preamp Factor	APos	TPos	Remark
	MHz	dBuV/m	dBuV/m	(dB)	dBuV	dB/m	dB	dB	cm	deg	
1	5855.00	52.23	110.80	-58.57	38.28	36.40	10.29	32.74	100	247	PEAK
2	5874.88	52.49	105.23	-52.74	38.49	36.42	10.33	32.75	100	247	PEAK
3	5924.00	53.08	69.03	-15.95	38.92	36.49	10.44	32.77	100	247	PEAK
4	5945.63	53.53	68.30	-14.77	39.31	36.52	10.48	32.78	100	247	PEAK

Fundamental / Peak

	Freq	Level	Limit Line	Margin	Read Level	Ant Factor	Cable Loss	Preamp Factor	APos	TPos	Remark
	MHz	dBuV/m	dBuV/m	(dB)	dBuV	dB/m	dB	dB	cm	deg	
1	5825.00	109.08	------	------	95.23	36.35	10.23	32.73	100	247	PEAK

Fundamental / Avg

	Freq	Level	Limit Line	Margin	Read Level	Ant Factor	Cable Loss	Preamp Factor	APos	TPos	Remark
	MHz	dBuV/m	dBuV/m	(dB)	dBuV	dB/m	dB	dB	cm	deg	
1	5825.00	102.79	------	------	88.94	36.35	10.23	32.73	100	247	AVERAGE

Mode	37	
	Band Edge	
	U-NII-3_5.725-5.85_802.11be EHT20_CH165_5825MHz	
ANT	CDD 6+17	
Pol.	Vertical	Fundamental
Peak	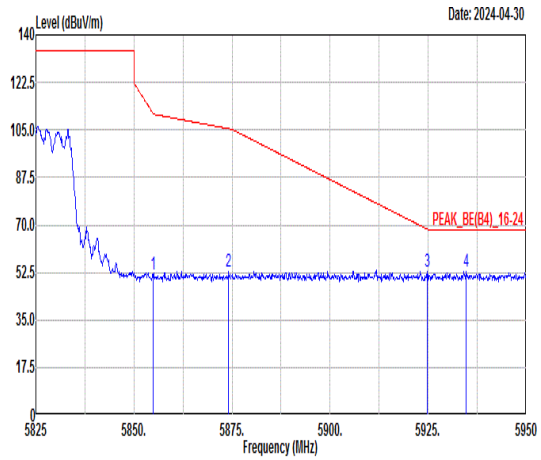	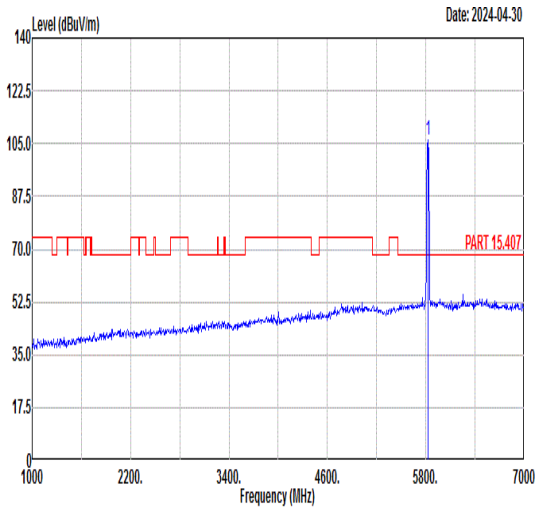
Avg	Blank	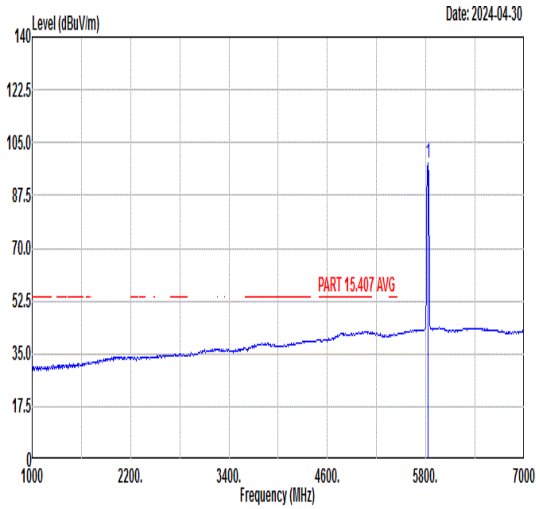

	Freq	Level	Limit Line	Margin	Read Level	Ant Factor	Cable Loss	Preamp Factor	APos	TPos	Remark
	MHz	dBuV/m	dBuV/m	(dB)	dBuV	dB/m	dB	dB	cm	deg	
1	5854.88	51.59	111.08	-59.49	37.64	36.40	10.29	32.74	280	360	PEAK
2	5874.13	52.75	105.44	-52.69	38.75	36.42	10.33	32.75	280	360	PEAK
3	5924.75	53.03	68.48	-15.45	38.87	36.49	10.44	32.77	280	360	PEAK
4	5934.75	52.67	68.30	-15.63	38.47	36.51	10.46	32.77	280	360	PEAK

	Freq	Level	Limit Line	Margin	Read Level	Ant Factor	Cable Loss	Preamp Factor	APos	TPos	Remark
	MHz	dBuV/m	dBuV/m		dBuV	dB/m	dB	dB	cm	deg	
1	5825.00	106.37	------	------	92.52	36.35	10.23	32.73	280	360	PEAK

	Freq	Level	Limit Line	Margin	Read Level	Ant Factor	Cable Loss	Preamp Factor	APos	TPos	Remark
	MHz	dBuV/m	dBuV/m		dBuV	dB/m	dB	dB	cm	deg	
1	5825.00	98.47	------	------	84.62	36.35	10.23	32.73	280	360	AVERAGE

Mode	37	
	Harmonic	
	U-NII-3_5.725-5.85_802.11be EHT20_CH165_5825MHz	
ANT	CDD 6+17	
Pol.	Horizontal	Vertical
Peak Avg	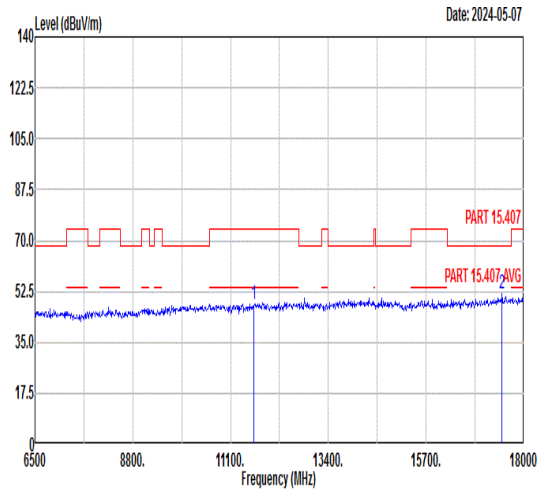	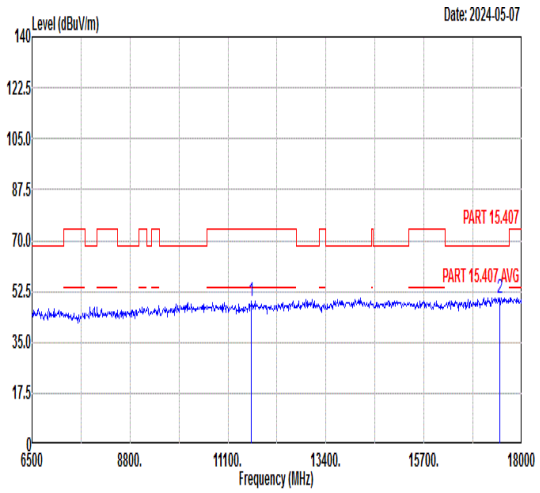

	Freq	Level	Limit Line	Margin	Read Level	Ant Factor	Cable Loss	Preamp Factor	APos	TPos	Remark
	MHz	dBuV/m	dBuV/m	dB	dBuV	dB/m	dB	dB	cm	deg	
1	11650.00	48.27	74.00	-25.73	59.47	39.26	12.99	63.45	---	---	Peak
2	17475.00	51.68	68.30	-16.62	59.09	42.12	15.90	65.43	---	---	Peak

	Freq	Level	Limit Line	Margin	Read Level	Ant Factor	Cable Loss	Preamp Factor	APos	TPos	Remark
	MHz	dBuV/m	dBuV/m	dB	dBuV	dB/m	dB	dB	cm	deg	
1	11650.00	49.15	74.00	-24.85	60.35	39.26	12.99	63.45	---	---	Peak
2	17475.00	50.37	68.30	-17.93	57.78	42.12	15.90	65.43	---	---	Peak

Mode	38	
	Band Edge - L	
	U-NII-3_5.725-5.85_802.11be EHT40_CH151_5755MHz	
ANT	CDD 6+17	
Pol.	Horizontal	Fundamental
Peak	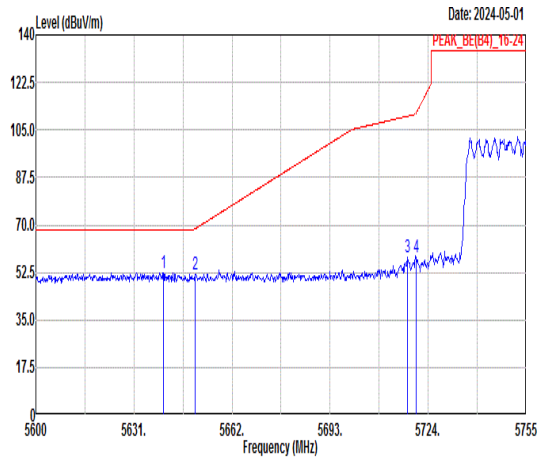	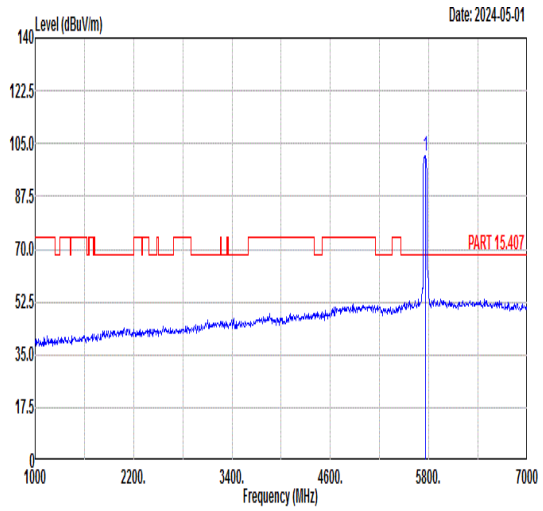
Avg	Blank	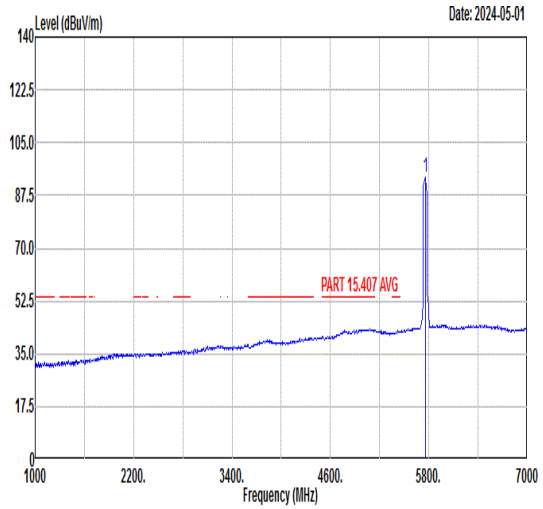

	Freq	Level	Limit Line	Margin	Read Level	Ant Factor	Cable Loss	Preamp Factor	APos	TPos	Remark
	MHz	dBuV/m	dBuV/m	(dB)	dBuV	dB/m	dB	dB	cm	deg	
1	5640.30	52.28	68.30	-16.02	39.00	36.10	9.84	32.66	200	27	PEAK
2	5650.22	51.96	68.46	-16.50	38.65	36.11	9.86	32.66	200	27	PEAK
3	5717.34	58.04	110.05	-52.01	44.53	36.20	10.00	32.69	200	27	PEAK
4	5720.28	58.27	111.44	-53.17	44.74	36.21	10.01	32.69	200	27	PEAK

	Freq	Level	Limit Line	Margin	Read Level	Ant Factor	Cable Loss	Preamp Factor	APos	TPos	Remark
	MHz	dBuV/m	dBuV/m		dBuV	dB/m	dB	dB	cm	deg	
1	5755.00	101.14	------	------	87.54	36.24	10.06	32.70	200	27	PEAK

	Freq	Level	Limit Line	Margin	Read Level	Ant Factor	Cable Loss	Preamp Factor	APos	TPos	Remark
	MHz	dBuV/m	dBuV/m		dBuV	dB/m	dB	dB	cm	deg	
1	5755.00	93.42	------	------	79.77	36.26	10.09	32.70	200	27	AVERAGE

Mode	38	
	Band Edge - R	
	U-NII-3_5.725-5.85_802.11be EHT40_CH151_5755MHz	
ANT	CDD 6+17	
Pol.	Horizontal	Fundamental
Peak	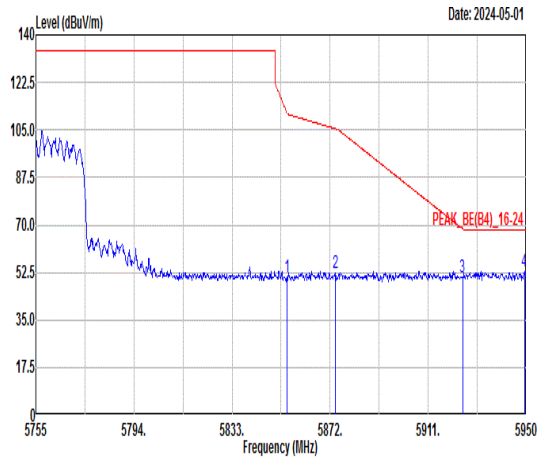	Blank

	Freq	Level	Limit Line	Margin (dB)	Read Level	Ant Factor	Cable Loss	Preamp Factor	APos	TPos	Remark
	MHz	dBuV/m	dBuV/m		dBuV	dB/m	dB	dB	cm	deg	
1	5854.84	50.51	111.17	-60.66	36.56	36.40	10.29	32.74	200	27	PEAK
2	5874.15	52.19	105.44	-53.25	38.19	36.42	10.33	32.75	200	27	PEAK
3	5924.65	50.57	68.56	-17.99	36.41	36.49	10.44	32.77	200	27	PEAK
4	5949.22	52.71	68.30	-15.59	38.47	36.53	10.49	32.78	200	27	PEAK

Mode	38	
	Band Edge - L	
	U-NII-3_5.725-5.85_802.11be EHT40_CH151_5755MHz	
ANT	CDD 6+17	
Pol.	Vertical	Fundamental
Peak	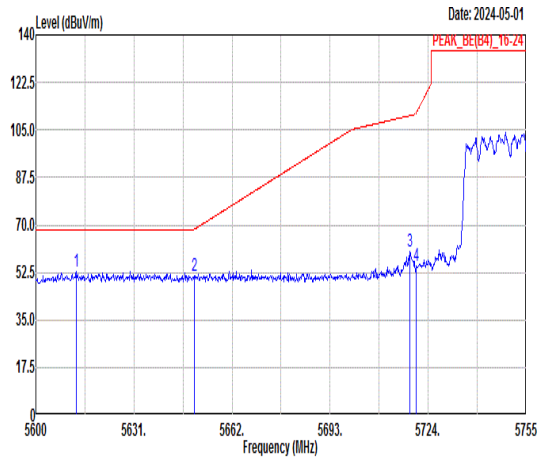	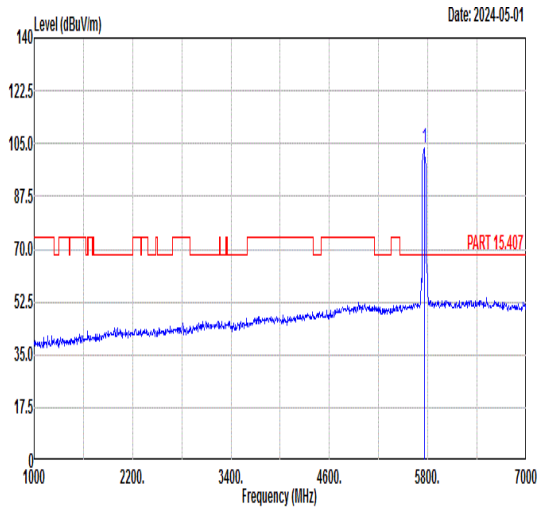
Avg	Blank	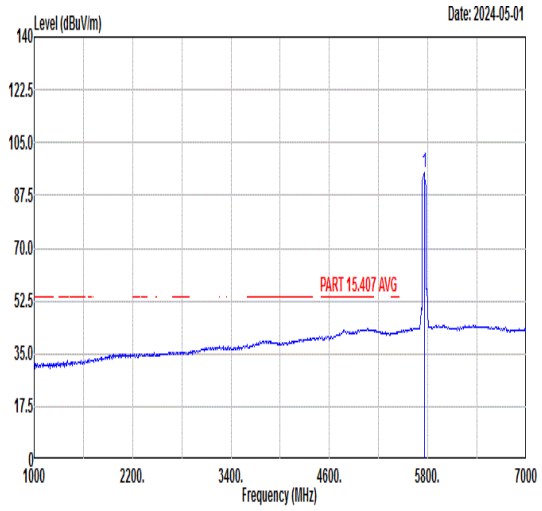

	Freq	Level	Limit Line	Margin	Read Level	Ant Factor	Cable Loss	Preamp Factor	APos	TPos	Remark
	MHz	dBuV/m	dBuV/m	(dB)	dBuV	dB/m	dB	dB	cm	deg	
1	5612.71	52.97	68.30	-15.33	39.78	36.06	9.78	32.65	300	115	PEAK
2	5650.07	51.07	68.35	-17.28	37.76	36.11	9.86	32.66	300	115	PEAK
3	5718.11	60.05	110.27	-50.22	46.53	36.21	10.00	32.69	300	115	PEAK
4	5720.28	54.75	111.44	-56.69	41.22	36.21	10.01	32.69	300	115	PEAK

	Freq	Level	Limit Line	Margin	Read Level	Ant Factor	Cable Loss	Preamp Factor	APos	TPos	Remark
	MHz	dBuV/m	dBuV/m	(dB)	dBuV	dB/m	dB	dB	cm	deg	
1	5755.00	103.76	------	------	90.11	36.26	10.09	32.70	300	115	PEAK

	Freq	Level	Limit Line	Margin	Read Level	Ant Factor	Cable Loss	Preamp Factor	APos	TPos	Remark
	MHz	dBuV/m	dBuV/m	(dB)	dBuV	dB/m	dB	dB	cm	deg	
1	5755.00	95.11	------	------	81.46	36.26	10.09	32.70	300	115	AVERAGE

Mode	38	
	Band Edge - R	
	U-NII-3_5.725-5.85_802.11be EHT40_CH151_5755MHz	
ANT	CDD 6+17	
Pol.	Vertical	Fundamental
Peak	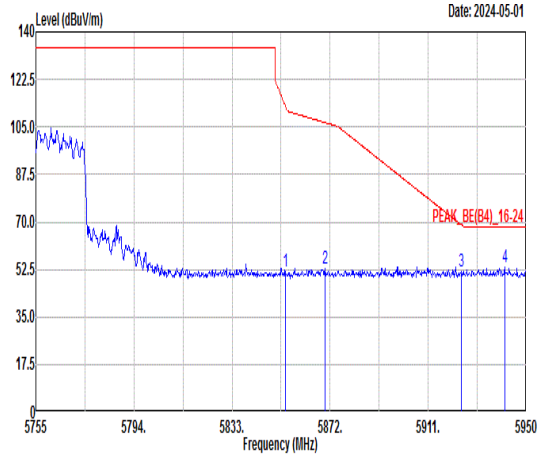	Blank

	Freq	Level	Limit Line	Margin (dB)	Read Level	Ant Factor	Cable Loss	Preamp Factor	APos	TPos	Remark
	MHz	dBuV/m	dBuV/m		dBuV	dB/m	dB	dB	cm	deg	
1	5854.26	52.02	112.50	-60.48	38.07	36.40	10.29	32.74	300	115	PEAK
2	5870.05	52.74	106.58	-53.84	38.75	36.42	10.32	32.75	300	115	PEAK
3	5924.07	51.80	68.99	-17.19	37.64	36.49	10.44	32.77	300	115	PEAK
4	5941.42	53.59	68.30	-14.71	39.38	36.52	10.47	32.78	300	115	PEAK

Mode	38	
	Harmonic	
	U-NII-3_5.725-5.85_802.11be EHT40_CH151_5755MHz	
ANT	CDD 6+17	
Pol.	Horizontal	Vertical

Peak

Avg

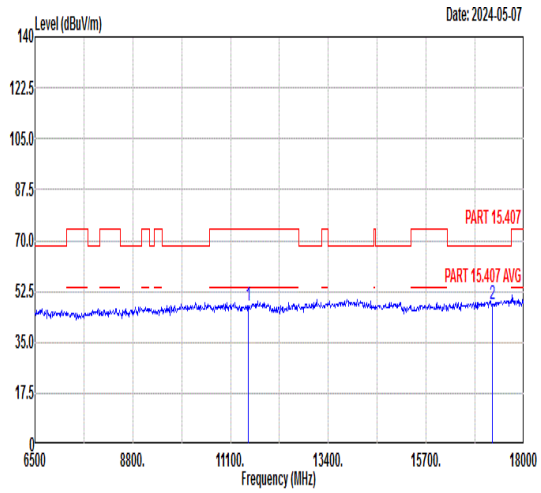

	Freq	Level	Limit Line	Margin	Read Level	Ant Factor	Cable Loss	Preamp Factor	APos	TPos	Remark
	MHz	dBuV/m	dBuV/m	dB	dBuV	dB/m	dB	dB	cm	deg	
1	11510.00	47.59	74.00	-26.41	58.95	39.20	12.89	63.45	---	---	Peak
2	17265.00	47.93	68.30	-20.37	55.62	41.89	15.74	65.32	---	---	Peak

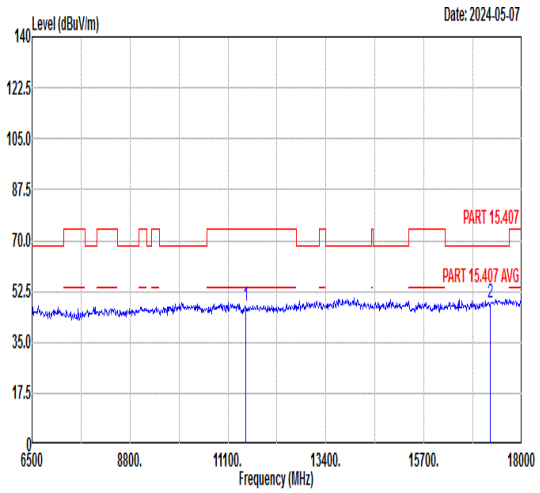

	Freq	Level	Limit Line	Margin	Read Level	Ant Factor	Cable Loss	Preamp Factor	APos	TPos	Remark
	MHz	dBuV/m	dBuV/m	dB	dBuV	dB/m	dB	dB	cm	deg	
1	11510.00	47.36	74.00	-26.64	58.72	39.20	12.89	63.45	---	---	Peak
2	17265.00	48.64	68.30	-19.66	56.33	41.89	15.74	65.32	---	---	Peak

Mode	39	
	Band Edge - L	
	U-NII-3_5.725-5.85_802.11be EHT40_CH159_5795MHz	
ANT	CDD 6+17	
Pol.	Horizontal	Fundamental
Peak	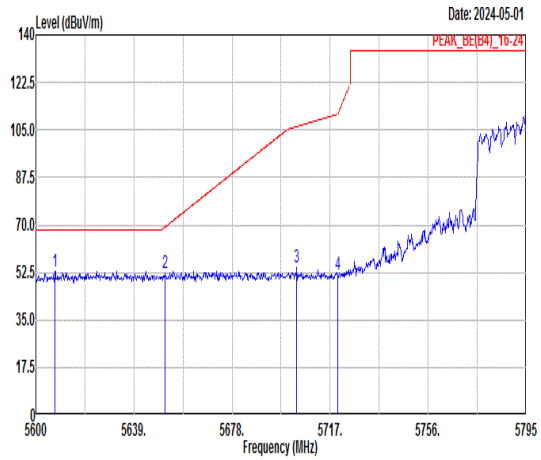	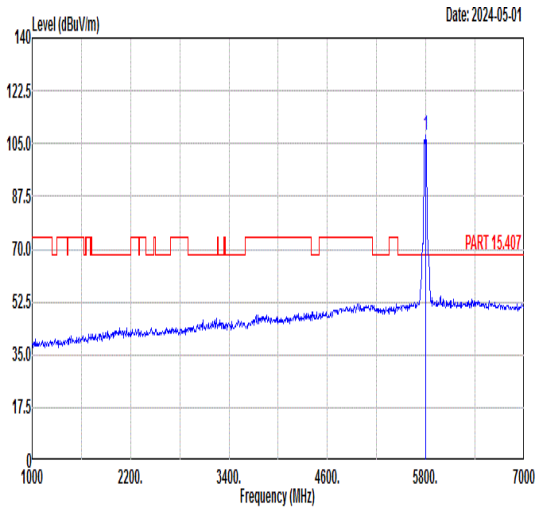
Avg	Blank	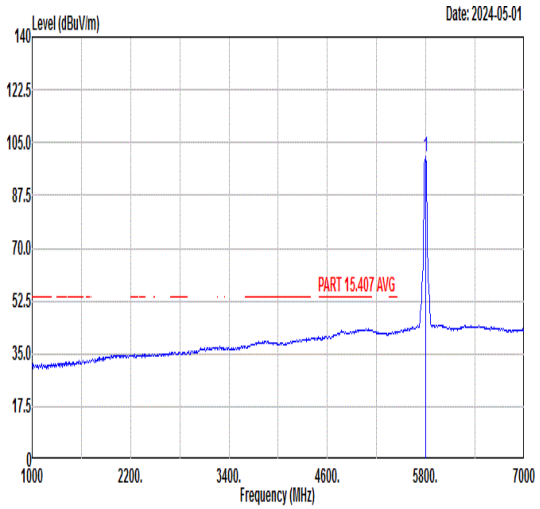

	Freq	Level	Limit Line	Margin	Read Level	Ant Factor	Cable Loss	Preamp Factor	APos	TPos	Remark
	MHz	dBuV/m	dBuV/m	(dB)	dBuV	dB/m	dB	dB	cm	deg	
1	5607.61	53.04	68.30	-15.26	39.86	36.05	9.77	32.64	100	77	PEAK
2	5651.48	52.30	69.40	-17.10	38.99	36.11	9.86	32.66	100	77	PEAK
3	5703.74	54.42	106.25	-51.83	40.94	36.19	9.97	32.68	100	77	PEAK
4	5720.12	51.57	111.07	-59.50	38.04	36.21	10.01	32.69	100	77	PEAK

	Freq	Level	Limit Line	Margin	Read Level	Ant Factor	Cable Loss	Preamp Factor	APos	TPos	Remark
	MHz	dBuV/m	dBuV/m		dBuV	dB/m	dB	dB	cm	deg	
1	5795.00	107.90	------	------	94.15	36.31	10.16	32.72	100	77	PEAK

	Freq	Level	Limit Line	Margin	Read Level	Ant Factor	Cable Loss	Preamp Factor	APos	TPos	Remark
	MHz	dBuV/m	dBuV/m		dBuV	dB/m	dB	dB	cm	deg	
1	5795.00	100.49	------	------	86.74	36.31	10.16	32.72	100	77	AVERAGE

Mode	39	
	Band Edge - R	
	U-NII-3_5.725-5.85_802.11be EHT40_CH159_5795MHz	
ANT	CDD 6+17	
Pol.	Horizontal	Fundamental
Peak	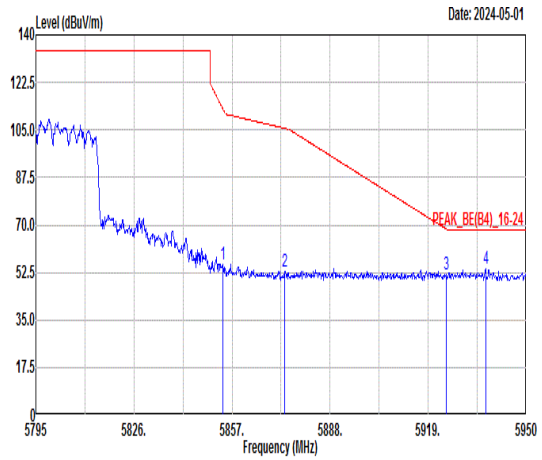	Blank

	Freq	Level	Limit Line	Margin (dB)	Read Level	Ant Factor	Cable Loss	Preamp Factor	APos	TPos	Remark
	MHz	dBuV/m	dBuV/m		dBuV	dB/m	dB	dB	cm	deg	
1	5854.21	55.53	112.60	-57.07	41.58	36.40	10.29	32.74	100	77	PEAK
2	5873.74	53.01	105.55	-52.54	39.01	36.42	10.33	32.75	100	77	PEAK
3	5924.74	51.67	68.49	-16.82	37.51	36.49	10.44	32.77	100	77	PEAK
4	5937.14	53.74	68.30	-14.56	39.54	36.51	10.46	32.77	100	77	PEAK

Mode	39
	Band Edge - L
	U-NII-3_5.725-5.85_802.11be EHT40_CH159_5795MHz
ANT	CDD 6+17

Pol.	Vertical	Fundamental
Peak	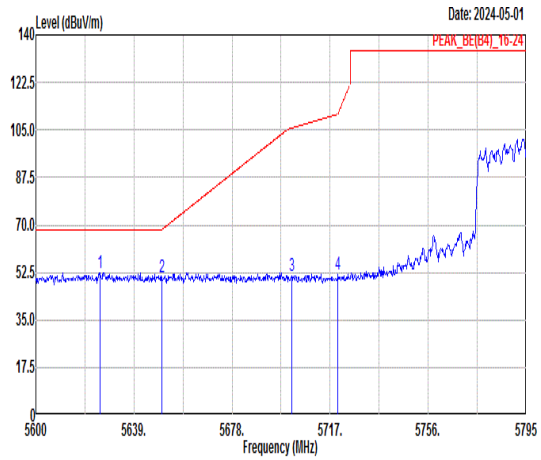 Freq Level Limit Line Margin (dB) Read Level Ant Factor Cable Loss Preamp Factor APos TPos Remark MHz dBuV/m dBuV/m dBuV dB/m dB dB cm deg 1 5625.55 52.42 68.30 -15.88 39.18 36.08 9.81 32.65 100 31 PEAK 2 5650.12 50.57 68.39 -17.82 37.26 36.11 9.86 32.66 100 31 PEAK 3 5701.79 51.41 105.70 -54.29 37.94 36.18 9.97 32.68 100 31 PEAK 4 5720.12 51.54 111.07 -59.53 38.01 36.21 10.01 32.69 100 31 PEAK	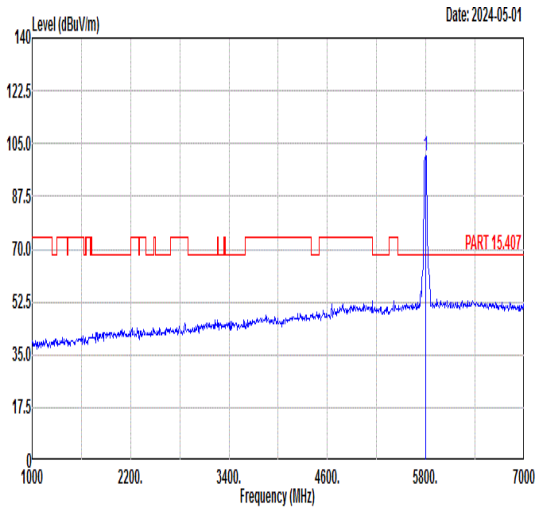 Freq Level Limit Line Margin (dB) Read Level Ant Factor Cable Loss Preamp Factor APos TPos Remark MHz dBuV/m dBuV/m dBuV dB/m dB dB cm deg 1 5795.00 101.14 ------ ------ 87.34 36.33 10.19 32.72 100 31 PEAK
Avg	Blank	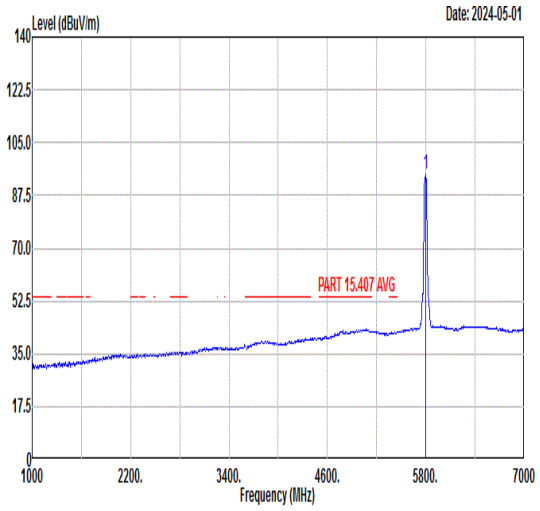 Freq Level Limit Line Margin (dB) Read Level Ant Factor Cable Loss Preamp Factor APos TPos Remark MHz dBuV/m dBuV/m dBuV dB/m dB dB cm deg 1 5795.00 94.30 ------ ------ 80.55 36.31 10.16 32.72 100 31 AVERAGE

Mode	39	
	Band Edge - R	
	U-NII-3_5.725-5.85_802.11be EHT40_CH159_5795MHz	
ANT	CDD 6+17	
Pol.	Vertical	Fundamental
Peak	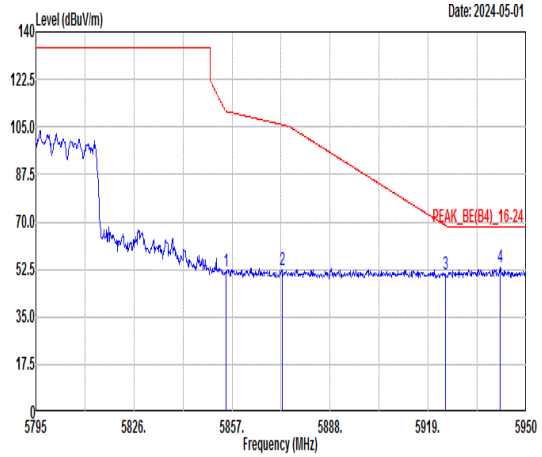 Freq Level Limit Line Margin (dB) Read Level Ant Factor Cable Loss Preamp Factor APos TPos Remark MHz dBuV/m dBuV/m dBuV dB/m dB dB cm deg 1 5854.99 51.67 110.83 -59.16 37.72 36.40 10.29 32.74 100 31 PEAK 2 5872.81 52.41 105.81 -53.40 38.41 36.42 10.33 32.75 100 31 PEAK 3 5924.58 50.66 68.61 -17.95 36.50 36.49 10.44 32.77 100 31 PEAK 4 5941.63 53.57 68.30 -14.73 39.36 36.52 10.47 32.78 100 31 PEAK	Blank

Mode	39	
	Harmonic	
	U-NII-3_5.725-5.85_802.11be EHT40_CH159_5795MHz	
ANT	CDD 6+17	
Pol.	Horizontal	Vertical
Peak Avg	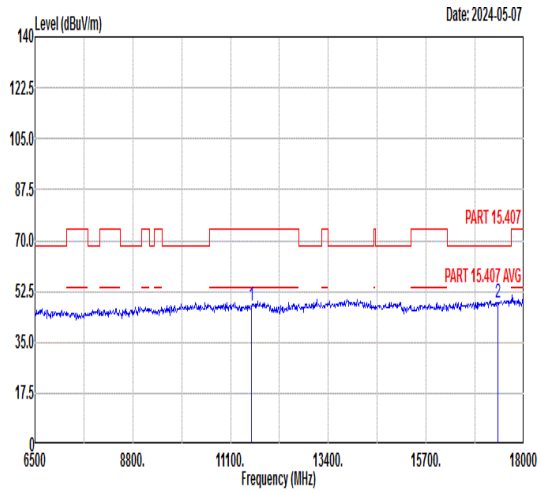 Freq Level Limit Line Margin Read Level Ant Factor Cable Loss Preamp Factor APos TPos Remark MHz dBuV/m dBuV/m dB dBuV dB/m dB dB cm deg 1 11590.00 47.66 74.00 -26.34 58.92 39.24 12.95 63.45 --- --- Peak 2 17385.00 48.75 68.30 -19.55 56.28 42.02 15.83 65.38 --- --- Peak	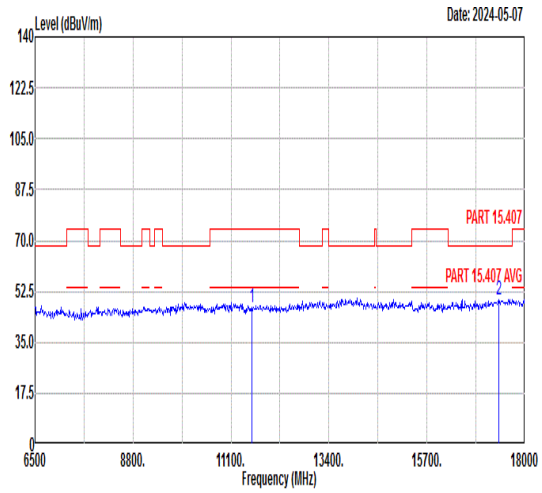 Freq Level Limit Line Margin Read Level Ant Factor Cable Loss Preamp Factor APos TPos Remark MHz dBuV/m dBuV/m dB dBuV dB/m dB dB cm deg 1 11590.00 46.99 74.00 -27.01 58.25 39.24 12.95 63.45 --- --- Peak 2 17385.00 49.72 68.30 -18.58 57.25 42.02 15.83 65.38 --- --- Peak

Mode	40	
	Band Edge - L	
	U-NII-3_5.725-5.85_802.11be EHT80_CH155_5775MHz	
ANT	CDD 6+17	
Pol.	Horizontal	Fundamental
Peak	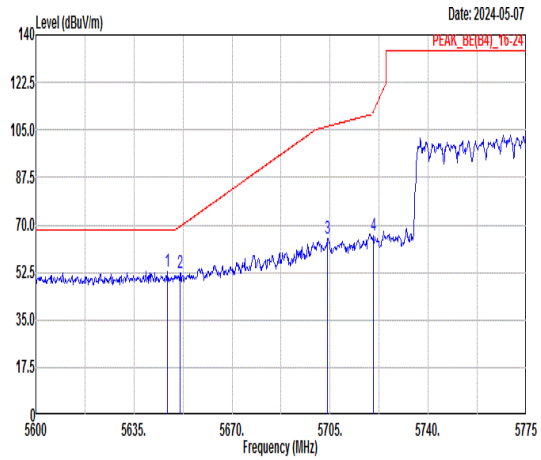	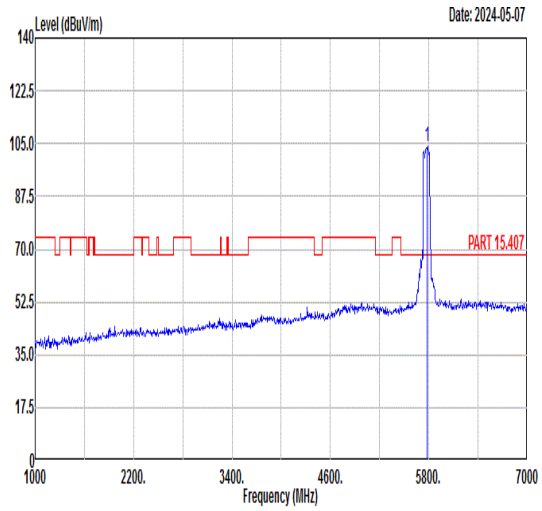
Avg	Blank	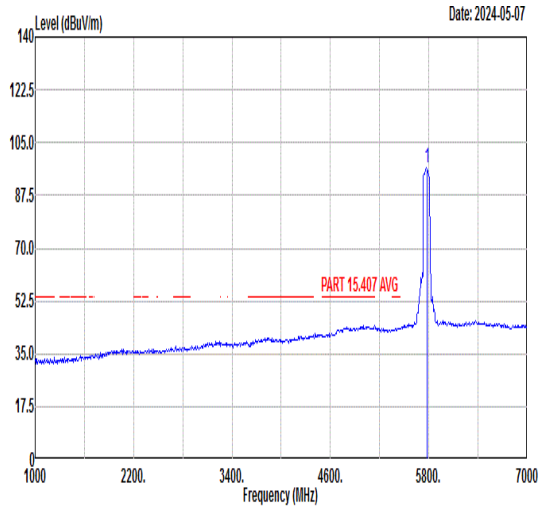

	Freq	Level	Limit Line	Margin	Read Level	Ant Factor	Cable Loss	Preamp Factor	APos	TPos	Remark
	MHz	dBuV/m	dBuV/m	(dB)	dBuV	dB/m	dB	dB	cm	deg	
1	5646.90	52.88	68.30	-15.42	39.58	36.11	9.85	32.66	100	104	PEAK
2	5651.45	52.54	69.37	-16.83	39.23	36.11	9.86	32.66	100	104	PEAK
3	5703.95	64.99	106.31	-41.32	51.51	36.19	9.97	32.68	100	104	PEAK
4	5720.40	65.92	111.71	-45.79	52.39	36.21	10.01	32.69	100	104	PEAK

	Freq	Level	Limit Line	Margin	Read Level	Ant Factor	Cable Loss	Preamp Factor	APos	TPos	Remark
	MHz	dBuV/m	dBuV/m		dBuV	dB/m	dB	dB	cm	deg	
1	5775.00	104.08	------	------	90.35	36.30	10.15	32.72	100	104	PEAK

	Freq	Level	Limit Line	Margin	Read Level	Ant Factor	Cable Loss	Preamp Factor	APos	TPos	Remark
	MHz	dBuV/m	dBuV/m		dBuV	dB/m	dB	dB	cm	deg	
1	5775.00	96.51	------	------	82.83	36.28	10.11	32.71	100	104	AVERAGE

Mode	40	
	Band Edge - R	
	U-NII-3_5.725-5.85_802.11be EHT80_CH155_5775MHz	
ANT	CDD 6+17	
Pol.	Horizontal	Fundamental
Peak	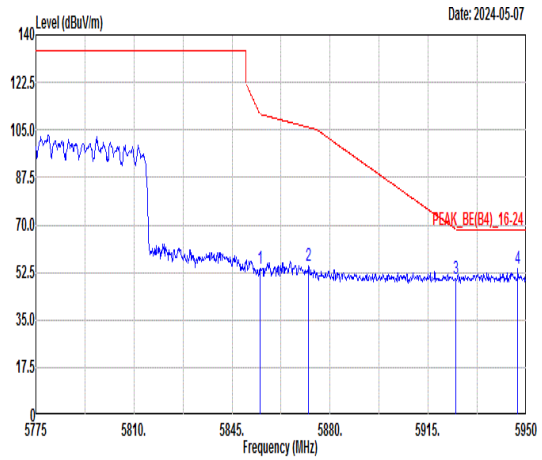	Blank

	Freq	Level	Limit Line	Margin (dB)	Read Level	Ant Factor	Cable Loss	Preamp Factor	APos	TPos	Remark
	MHz	dBuV/m	dBuV/m		dBuV	dB/m	dB	dB	cm	deg	
1	5854.98	53.84	110.86	-57.02	39.89	36.40	10.29	32.74	100	104	PEAK
2	5872.30	55.02	105.95	-50.93	41.02	36.42	10.33	32.75	100	104	PEAK
3	5924.98	50.21	68.32	-18.11	36.05	36.49	10.44	32.77	100	104	PEAK
4	5947.03	53.88	68.30	-14.42	39.64	36.53	10.49	32.78	100	104	PEAK

Mode	40	
	Band Edge - L	
	U-NII-3_5.725-5.85_802.11be EHT80_CH155_5775MHz	
ANT	CDD 6+17	
Pol.	Vertical	Fundamental
Peak	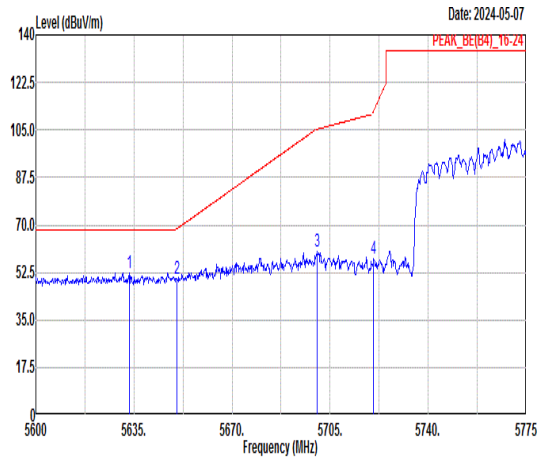	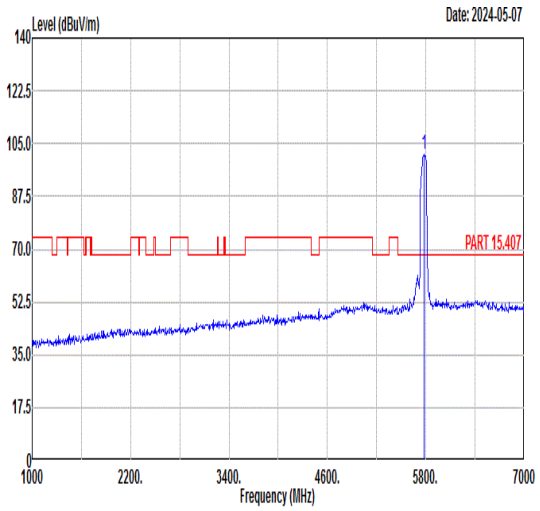
Avg	Blank	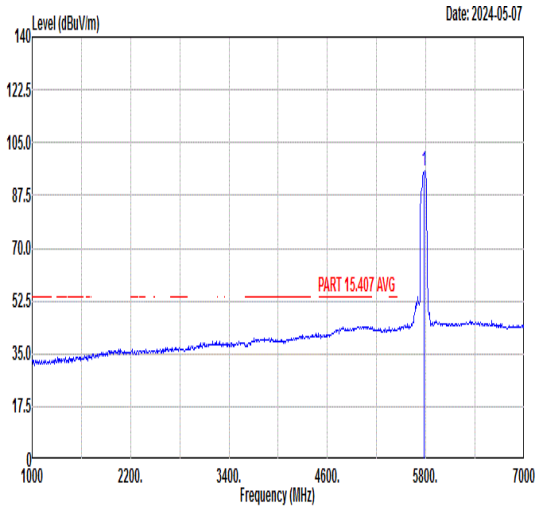

	Freq	Level	Limit Line	Margin	Read Level	Ant Factor	Cable Loss	Preamp Factor	APos	TPos	Remark
	MHz	dBuV/m	dBuV/m	(dB)	dBuV	dB/m	dB	dB	cm	deg	
1	5633.43	52.42	68.30	-15.88	39.15	36.09	9.83	32.65	379	189	PEAK
2	5650.23	50.44	68.47	-18.03	37.13	36.11	9.86	32.66	379	189	PEAK
3	5700.45	60.34	105.33	-44.99	46.87	36.18	9.97	32.68	379	189	PEAK
4	5720.58	57.69	112.11	-54.42	44.16	36.21	10.01	32.69	379	189	PEAK

	Freq	Level	Limit Line	Margin	Read Level	Ant Factor	Cable Loss	Preamp Factor	APos	TPos	Remark
	MHz	dBuV/m	dBuV/m		dBuV	dB/m	dB	dB	cm	deg	
1	5775.00	101.24	------	------	87.52	36.29	10.14	32.71	379	189	PEAK

	Freq	Level	Limit Line	Margin	Read Level	Ant Factor	Cable Loss	Preamp Factor	APos	TPos	Remark
	MHz	dBuV/m	dBuV/m		dBuV	dB/m	dB	dB	cm	deg	
1	5775.00	95.69	------	------	81.96	36.30	10.15	32.72	379	189	AVERAGE

Mode	40	
	Band Edge - R	
	U-NII-3_5.725-5.85_802.11be EHT80_CH155_5775MHz	
ANT	CDD 6+17	
Pol.	Vertical	Fundamental
Peak	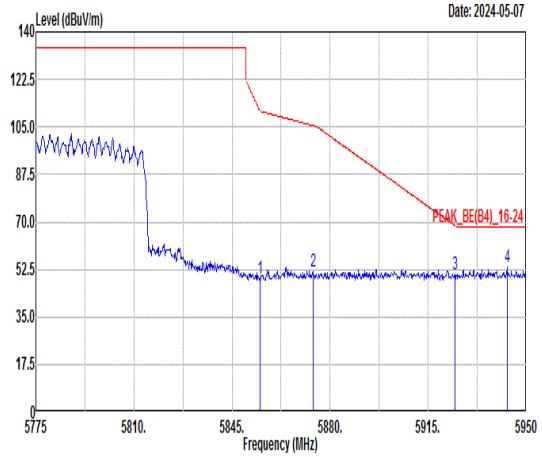	Blank

	Freq	Level	Limit Line	Margin (dB)	Read Level	Ant Factor	Cable Loss	Preamp Factor	APos	TPos	Remark
	MHz	dBuV/m	dBuV/m		dBuV	dB/m	dB	dB	cm	deg	
1	5854.98	49.15	110.86	-61.71	35.20	36.40	10.29	32.74	379	189	PEAK
2	5873.88	51.55	105.51	-53.96	37.55	36.42	10.33	32.75	379	189	PEAK
3	5924.45	50.83	68.70	-17.87	36.67	36.49	10.44	32.77	379	189	PEAK
4	5943.18	53.17	68.30	-15.13	38.95	36.52	10.48	32.78	379	189	PEAK

Mode	40	
	Harmonic	
	U-NII-3_5.725-5.85_802.11be EHT80_CH155_5775MHz	
ANT	CDD 6+17	
Pol.	Horizontal	Vertical
Peak Avg	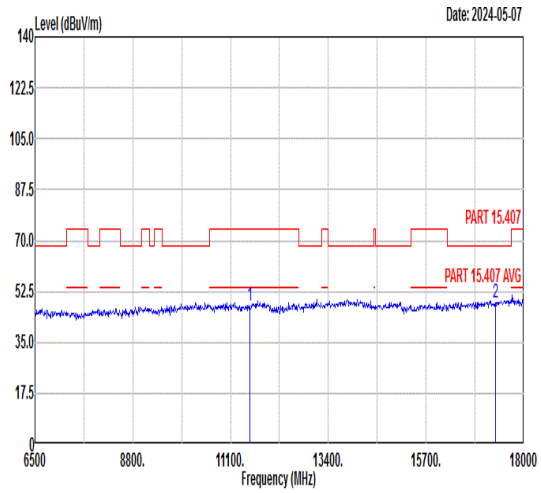 Freq Level Limit Line Margin Read Level Ant Factor Cable Loss Preamp Factor APos TPos Remark MHz dBuV/m dBuV/m dB dBuV dB/m dB dB cm deg 1 11550.00 47.71 74.00 -26.29 59.02 39.22 12.92 63.45 --- --- Peak 2 17325.00 48.54 68.30 -19.76 56.14 41.96 15.79 65.35 --- --- Peak	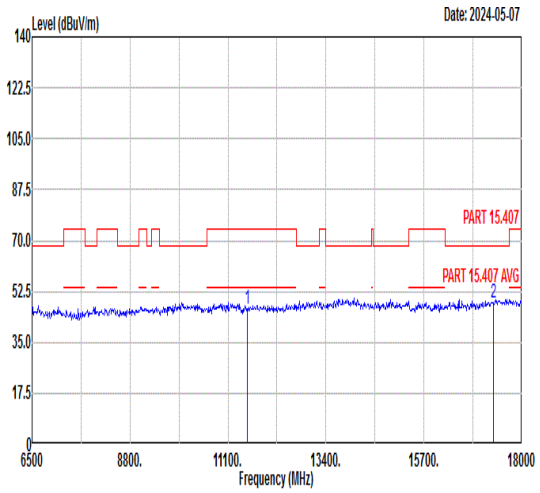 Freq Level Limit Line Margin Read Level Ant Factor Cable Loss Preamp Factor APos TPos Remark MHz dBuV/m dBuV/m dB dBuV dB/m dB dB cm deg 1 11550.00 46.57 74.00 -27.43 57.88 39.22 12.92 63.45 --- --- Peak 2 17325.00 48.68 68.30 -19.62 56.28 41.96 15.79 65.35 --- --- Peak

Mode	41	
	Harmonic	
	Straddle channels_5.47-5.725_802.11a_CH144_5720MHz	
ANT	CDD 6+17	
Pol.	Horizontal	Vertical
Peak Avg	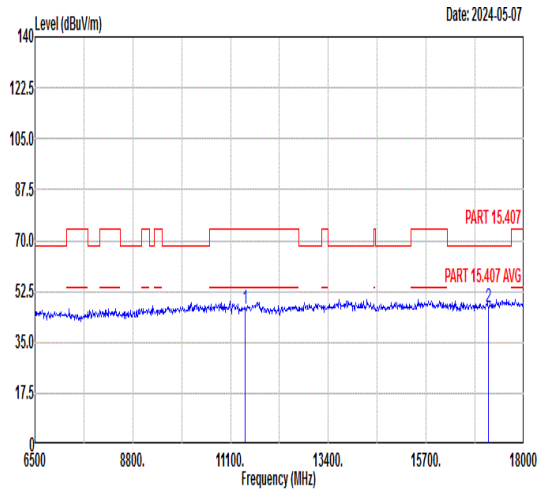	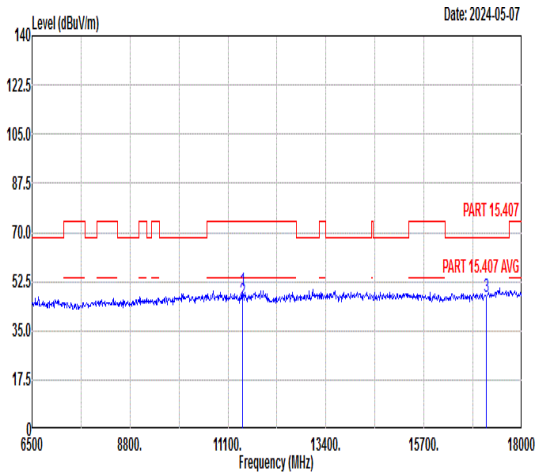

	Freq	Level	Limit Line	Margin	Read Level	Ant Factor	Cable Loss	Preamp Factor	APos	TPos	Remark
	MHz	dBuV/m	dBuV/m	dB	dBuV	dB/m	dB	dB	cm	deg	
1	11440.00	46.47	74.00	-27.53	57.89	39.18	12.84	63.44	---	---	Peak
2	17160.00	46.80	68.30	-21.50	54.62	41.78	15.66	65.26	---	---	Peak

	Freq	Level	Limit Line	Margin	Read Level	Ant Factor	Cable Loss	Preamp Factor	APos	TPos	Remark
	MHz	dBuV/m	dBuV/m	dB	dBuV	dB/m	dB	dB	cm	deg	
1	11440.00	49.15	74.00	-24.85	60.57	39.18	12.84	63.44	100	310	Peak
2	11440.00	45.42	54.00	-8.58	56.84	39.18	12.84	63.44	100	310	Average
3	17160.00	47.15	68.30	-21.15	54.97	41.78	15.66	65.26	---	---	Peak

Mode	42	
	Harmonic	
	Straddle channels_5.47-5.725_802.11be EHT20_CH144_5720MHz	
ANT	CDD 6+17	
Pol.	Horizontal	Vertical
Peak Avg	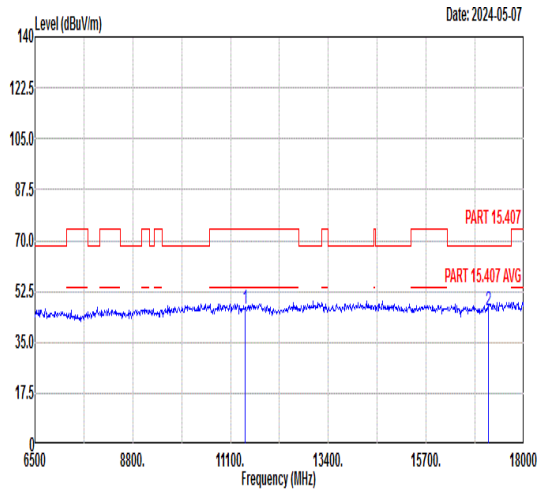	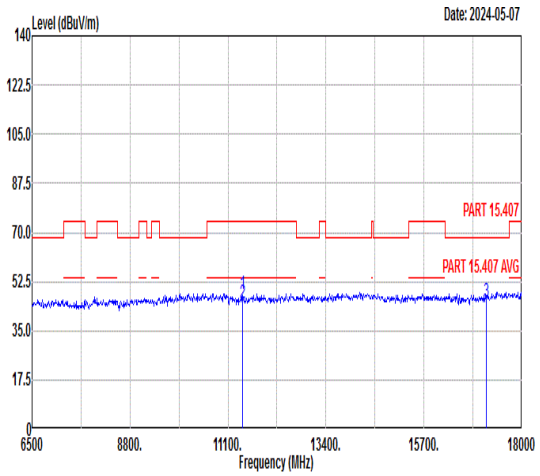

	Freq	Level	Limit Line	Margin	Read Level	Ant Factor	Cable Loss	Preamp Factor	APos	TPos	Remark
	MHz	dBuV/m	dBuV/m	dB	dBuV	dB/m	dB	dB	cm	deg	
1	11440.00	46.52	74.00	-27.48	57.94	39.18	12.84	63.44	---	---	Peak
2	17160.00	45.87	68.30	-22.43	53.69	41.78	15.66	65.26	---	---	Peak

	Freq	Level	Limit Line	Margin	Read Level	Ant Factor	Cable Loss	Preamp Factor	APos	TPos	Remark
	MHz	dBuV/m	dBuV/m	dB	dBuV	dB/m	dB	dB	cm	deg	
1	11440.00	48.09	74.00	-25.91	59.51	39.18	12.84	63.44	100	309	Peak
2	11440.00	44.90	54.00	-9.10	56.32	39.18	12.84	63.44	100	309	Average
3	17160.00	45.42	68.30	-22.88	53.24	41.78	15.66	65.26	---	---	Peak

Mode	43	
	Harmonic	
	Straddle channels_5.47-5.725_802.11be EHT40_CH142_5710MHz	
ANT	CDD 6+17	
Pol.	Horizontal	Vertical
Peak Avg	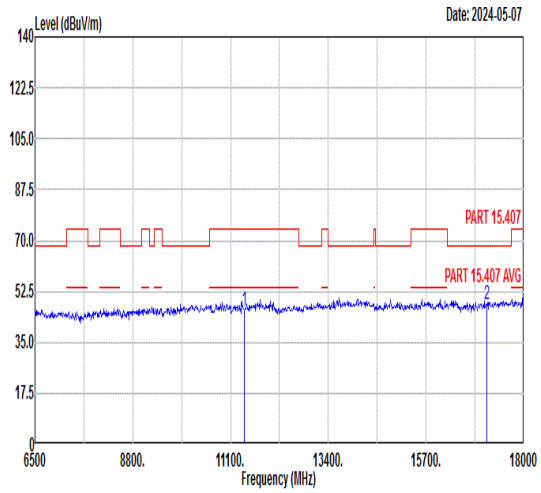 Limit Read Ant Cable Preamp APos TPos Freq Level Line Margin Level Factor Loss Factor Remark MHz dBuV/m dBuV/m dB dBuV dB/m dB dB cm deg 1 11420.00 45.82 74.00 -28.18 57.27 39.17 12.82 63.44 --- --- Peak 2 17130.00 47.90 68.30 -20.40 55.77 41.74 15.64 65.25 --- --- Peak	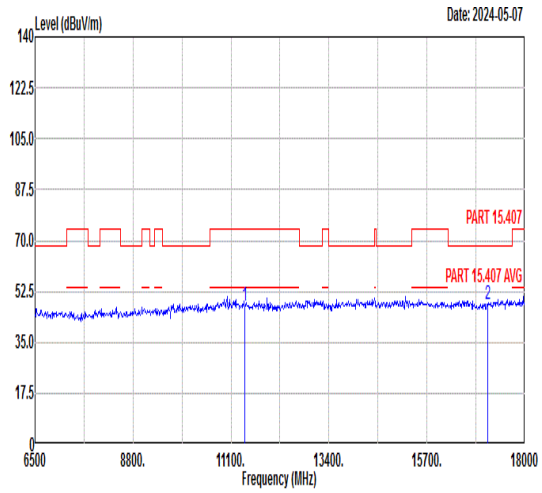 Limit Read Ant Cable Preamp APos TPos Freq Level Line Margin Level Factor Loss Factor Remark MHz dBuV/m dBuV/m dB dBuV dB/m dB dB cm deg 1 11420.00 47.71 74.00 -26.29 59.16 39.17 12.82 63.44 --- --- Peak 2 17130.00 48.28 68.30 -20.02 56.15 41.74 15.64 65.25 --- --- Peak

Mode	44
	Harmonic
	Straddle channels_5.47-5.725_802.11be EHT80_CH138_5690MHz
ANT	CDD 6+17

Pol.	Horizontal	Vertical
Peak Avg	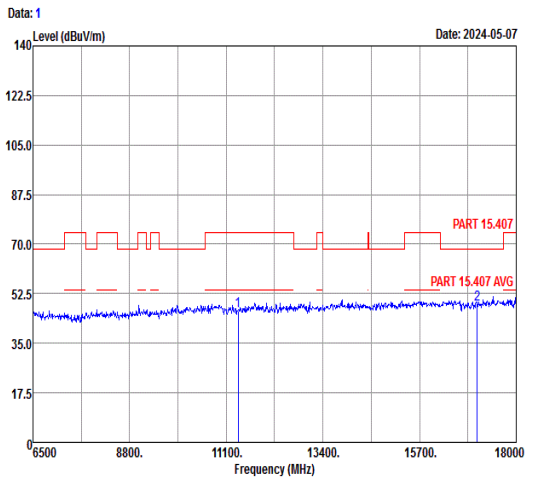	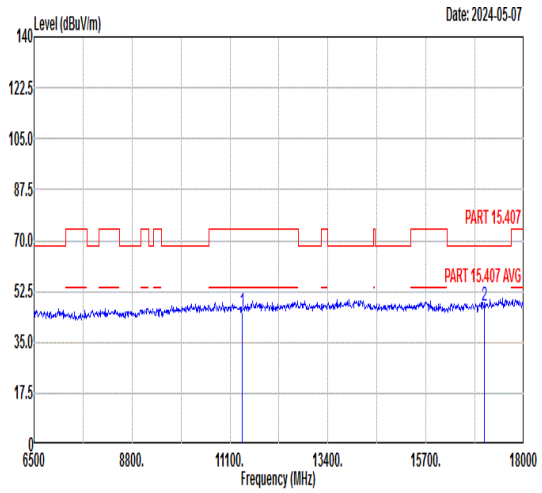

	Freq	Level	Over Limit	Limit Line	Read Level	Ant Factor	Cable Loss	Preamp Factor	A/Pos	T/Pos	Remark
	MHz	dBuV/m	dB	dBuV/m	dBuV	dB/m	dB	dB	cm	deg	
1	11380.00	46.25	-27.75	74.00	57.75	39.15	12.79	63.44	---	---	Peak
2 *	17070.00	48.85	-19.45	68.30	56.80	41.68	15.59	65.22	---	---	Peak

	Freq	Level	Limit Line	Margin	Read Level	Ant Factor	Cable Loss	Preamp Factor	APos	TPos	Remark
	MHz	dBuV/m	dBuV/m	dB	dBuV	dB/m	dB	dB	cm	deg	
1	11380.00	45.60	74.00	-28.40	57.09	39.15	12.80	63.44	---	---	Peak
2	17070.00	47.73	68.30	-20.57	55.67	41.68	15.60	65.22	---	---	Peak

Mode	45	
	Band Edge	
	U-NII-1_5.15-5.25_802.11be EHT20_CH36_Single RU 106/53_5180MHz	
ANT	CDD 6+17	
Pol.	Horizontal	Fundamental
Peak	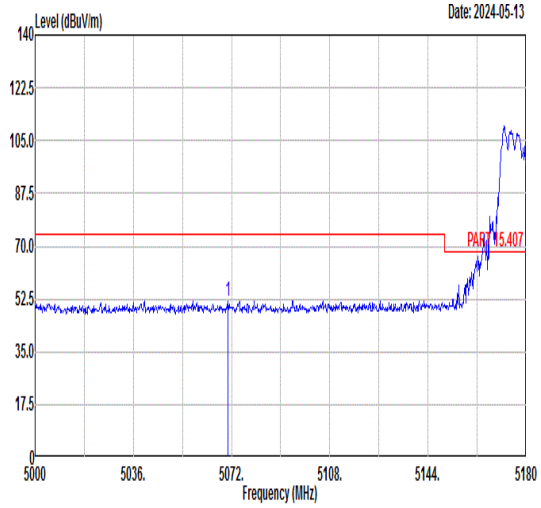	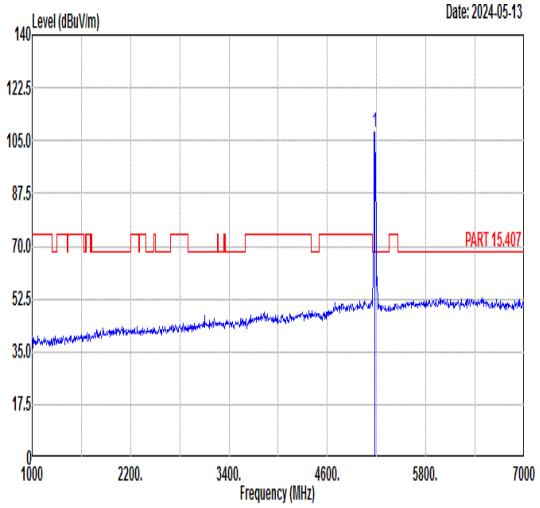
Avg	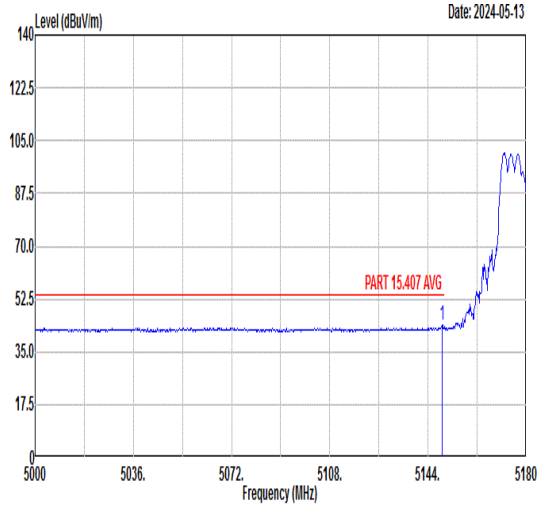	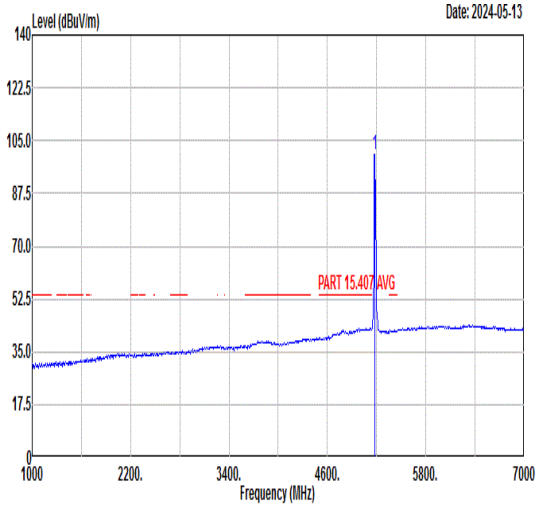

	Freq	Level	Limit Line	Margin	Read Level	Ant Factor	Cable Loss	Preamp Factor	APos	TPos	Remark
	MHz	dBuV/m	dBuV/m	dB	dBuV	dB/m	dB	dB	cm	deg	
1	5070.56	51.98	74.00	-22.02	40.12	36.16	8.39	32.69	100	122	PEAK

	Freq	Level	Limit Line	Margin	Read Level	Ant Factor	Cable Loss	Preamp Factor	APos	TPos	Remark
	MHz	dBuV/m	dBuV/m	dB	dBuV	dB/m	dB	dB	cm	deg	
1	5180.00	107.76	------	------	95.76	36.10	8.57	32.67	100	122	PEAK

	Freq	Level	Limit Line	Margin	Read Level	Ant Factor	Cable Loss	Preamp Factor	APos	TPos	Remark
	MHz	dBuV/m	dBuV/m	dB	dBuV	dB/m	dB	dB	cm	deg	
1	5149.22	43.94	54.00	-10.06	31.97	36.11	8.53	32.67	100	122	AVERAGE

	Freq	Level	Limit Line	Margin	Read Level	Ant Factor	Cable Loss	Preamp Factor	APos	TPos	Remark
	MHz	dBuV/m	dBuV/m	dB	dBuV	dB/m	dB	dB	cm	deg	
1	5180.00	100.50	------	------	88.50	36.10	8.57	32.67	100	122	AVERAGE

Mode	45	
	Band Edge	
	U-NII-1_5.15-5.25_802.11be EHT20_CH36_Single RU 106/53_5180MHz	
ANT	CDD 6+17	
Pol.	Vertical	Fundamental
Peak	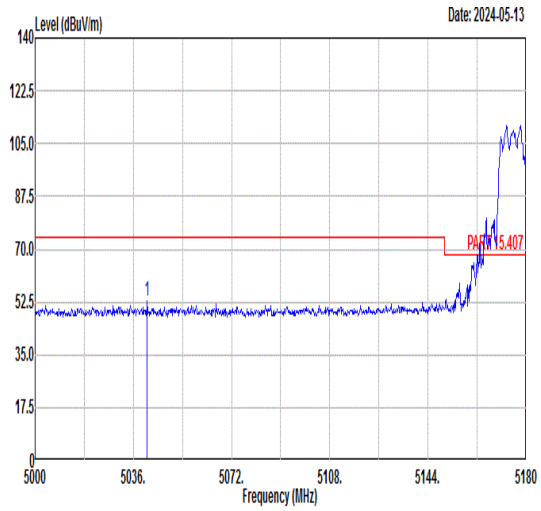	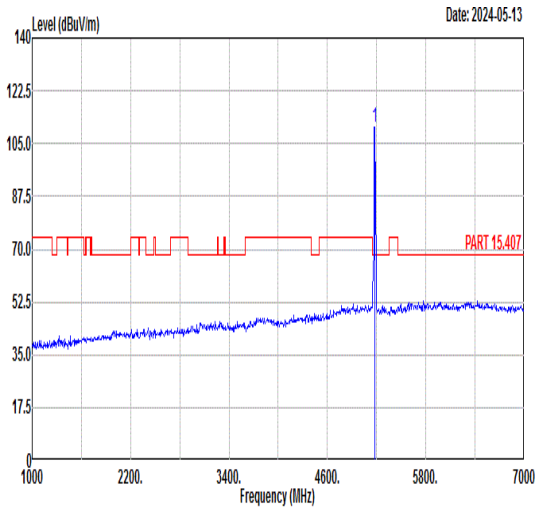
Avg	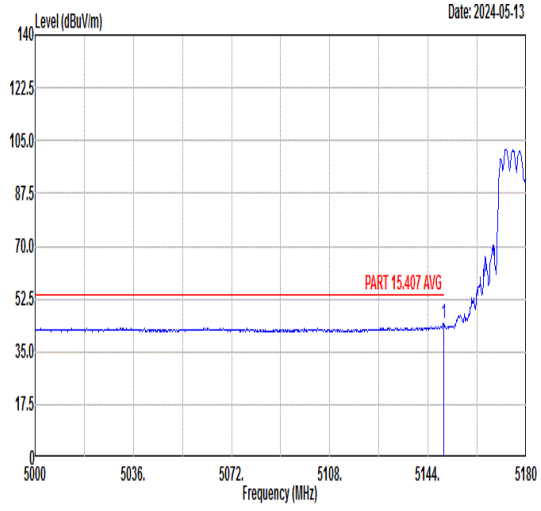	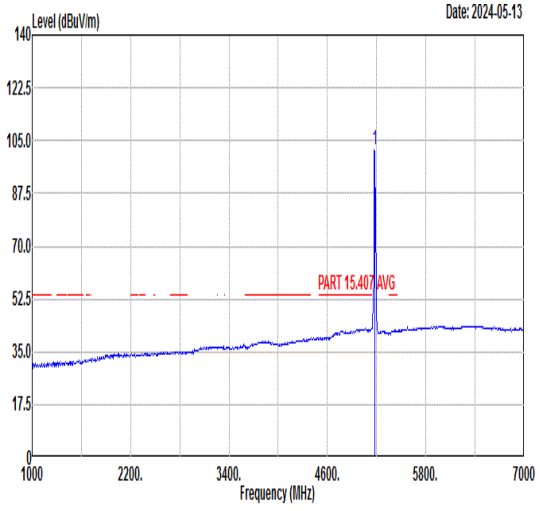

	Freq	Level	Limit Line	Margin	Read Level	Ant Factor	Cable Loss	Preamp Factor	APos	TPos	Remark
	MHz	dBuV/m	dBuV/m	dB	dBuV	dB/m	dB	dB	cm	deg	
1	5041.04	52.59	74.00	-21.41	40.77	36.18	8.33	32.69	396	196	PEAK

	Freq	Level	Limit Line	Margin	Read Level	Ant Factor	Cable Loss	Preamp Factor	APos	TPos	Remark
	MHz	dBuV/m	dBuV/m	dB	dBuV	dB/m	dB	dB	cm	deg	
1	5180.00	110.32	------	------	98.32	36.10	8.57	32.67	396	196	PEAK

	Freq	Level	Limit Line	Margin	Read Level	Ant Factor	Cable Loss	Preamp Factor	APos	TPos	Remark
	MHz	dBuV/m	dBuV/m	dB	dBuV	dB/m	dB	dB	cm	deg	
1	5149.76	44.38	54.00	-9.62	32.40	36.11	8.54	32.67	396	196	AVERAGE

	Freq	Level	Limit Line	Margin	Read Level	Ant Factor	Cable Loss	Preamp Factor	APos	TPos	Remark
	MHz	dBuV/m	dBuV/m	dB	dBuV	dB/m	dB	dB	cm	deg	
1	5180.00	102.06	------	------	90.06	36.10	8.57	32.67	396	196	AVERAGE

Mode	46	
	Band Edge	
	U-NII-2A_5.25-5.35_802.11be EHT20_CH64_Single RU 26/8_5320MHz	
ANT	CDD 6+17	
Pol.	Horizontal	Fundamental

Peak

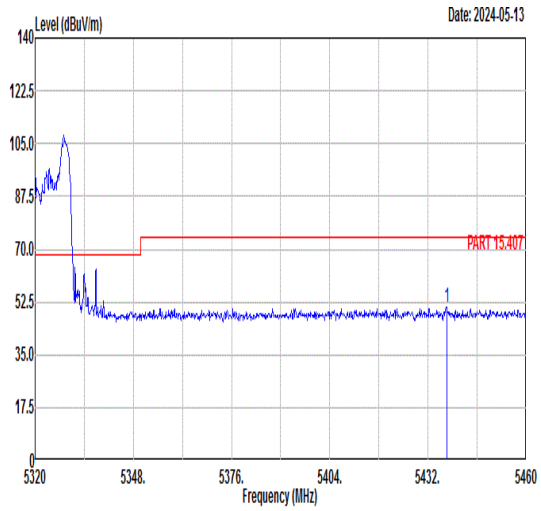

	Freq	Level	Limit Line	Margin	Read Level	Ant Factor	Cable Loss	Preamp Factor	APos	TPos	Remark
	MHz	dBuV/m	dBuV/m	dB	dBuV	dB/m	dB	dB	cm	deg	
1	5437.32	50.86	74.00	-23.14	37.85	35.94	9.68	32.61	100	126	PEAK

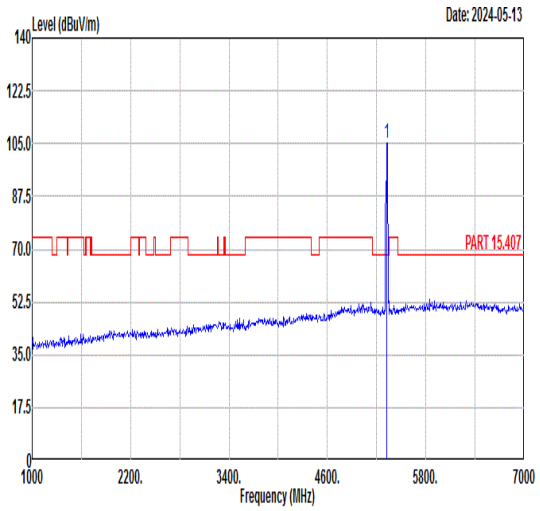

	Freq	Level	Limit Line	Margin	Read Level	Ant Factor	Cable Loss	Preamp Factor	APos	TPos	Remark
	MHz	dBuV/m	dBuV/m	dB	dBuV	dB/m	dB	dB	cm	deg	
1	5320.00	105.36	------	------	92.75	36.00	9.24	32.63	100	126	PEAK

Avg

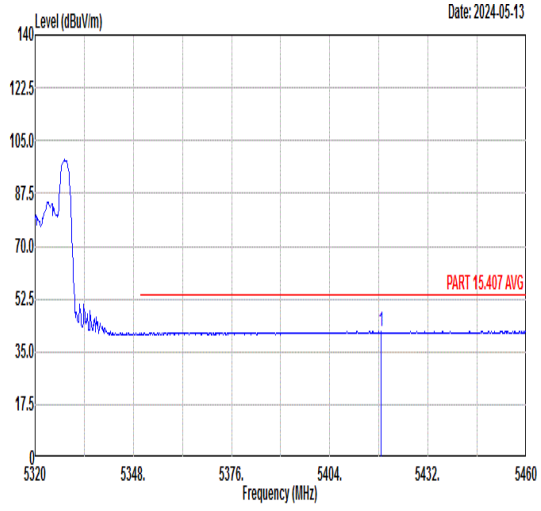

	Freq	Level	Limit Line	Margin	Read Level	Ant Factor	Cable Loss	Preamp Factor	APos	TPos	Remark
	MHz	dBuV/m	dBuV/m	dB	dBuV	dB/m	dB	dB	cm	deg	
1	5418.70	41.73	54.00	-12.27	28.73	35.95	9.67	32.62	100	126	AVERAGE

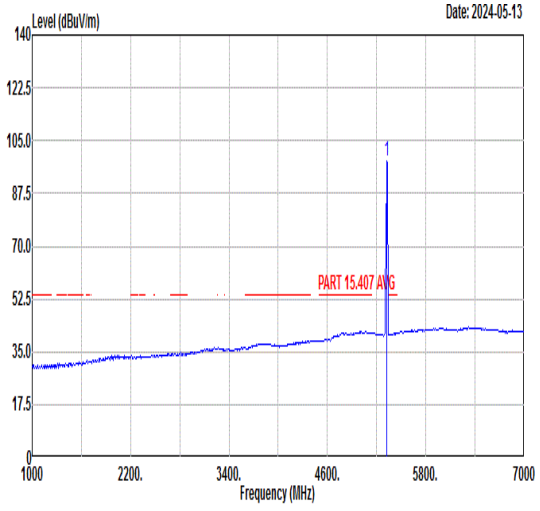

	Freq	Level	Limit Line	Margin	Read Level	Ant Factor	Cable Loss	Preamp Factor	APos	TPos	Remark
	MHz	dBuV/m	dBuV/m	dB	dBuV	dB/m	dB	dB	cm	deg	
1	5320.00	98.06	------	------	85.45	36.00	9.24	32.63	100	126	AVERAGE

Mode	46
	Band Edge
	U-NII-2A_5.25-5.35_802.11be EHT20_CH64_Single RU26/8_5320MHz
ANT	CDD 6+17

Pol.	Vertical	Fundamental
Peak	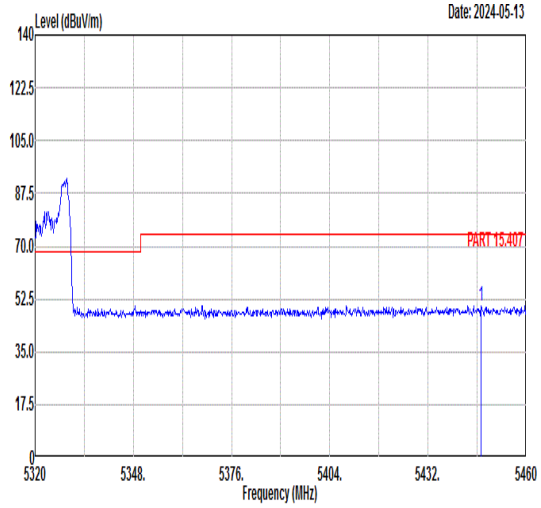 Freq Level Limit Line Margin Read Level Ant Factor Cable Loss Preamp Factor APos TPos Remark MHz dBuV/m dBuV/m dB dBuV dB/m dB dB cm deg 1 5447.12 50.23 74.00 -23.77 37.23 35.93 9.68 32.61 400 30 PEAK	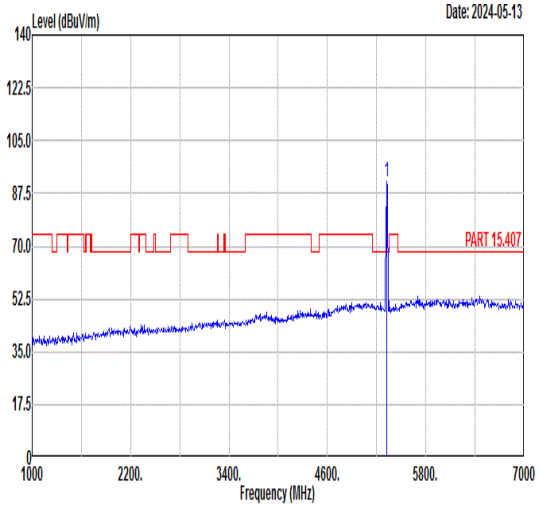 Freq Level Limit Line Margin Read Level Ant Factor Cable Loss Preamp Factor APos TPos Remark MHz dBuV/m dBuV/m dB dBuV dB/m dB dB cm deg 1 5320.00 91.65 ------ ------ 79.04 36.00 9.24 32.63 400 30 PEAK
Avg	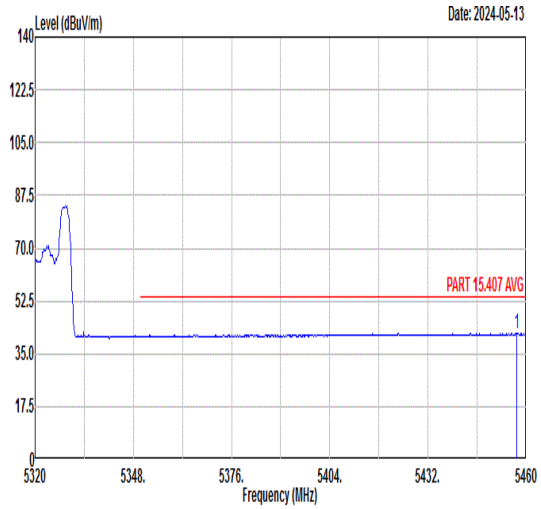 Freq Level Limit Line Margin Read Level Ant Factor Cable Loss Preamp Factor APos TPos Remark MHz dBuV/m dBuV/m dB dBuV dB/m dB dB cm deg 1 5457.34 41.80 54.00 -12.20 28.79 35.93 9.69 32.61 400 30 AVERAGE	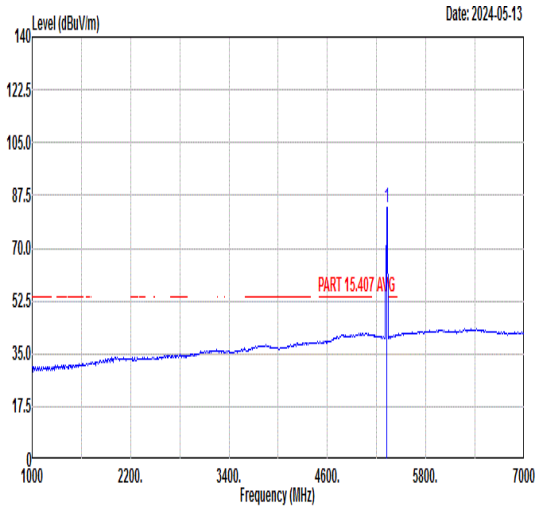 Freq Level Limit Line Margin Read Level Ant Factor Cable Loss Preamp Factor APos TPos Remark MHz dBuV/m dBuV/m dB dBuV dB/m dB dB cm deg 1 5320.00 83.52 ------ ------ 70.91 36.00 9.24 32.63 400 30 AVERAGE

Mode	47	
	Band Edge	
	U-NII-2C_5.47-5.725_802.11be EHT20_CH100_Single RU26/0_5500MHz	
ANT	CDD 6+17	
Pol.	Horizontal	Fundamental

Peak

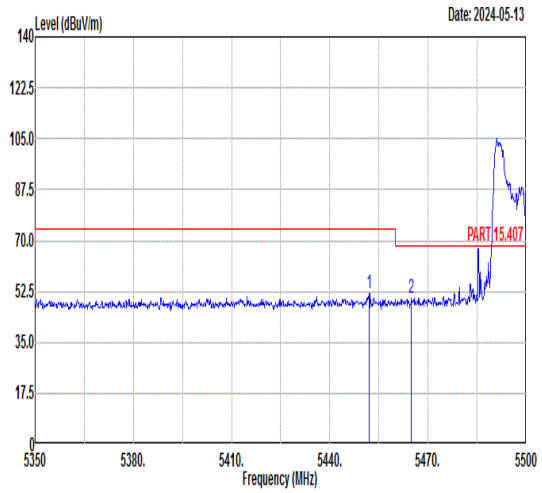

	Freq	Level	Limit Line	Margin	Read Level	Ant Factor	Cable Loss	Preamp Factor	APos	TPos	Remark
	MHz	dBuV/m	dBuV/m	dB	dBuV	dB/m	dB	dB	cm	deg	
1	5452.00	51.97	74.00	-22.03	38.97	35.93	9.68	32.61	117	44	PEAK
2	5464.90	50.28	68.30	-18.02	37.28	35.92	9.69	32.61	117	44	PEAK

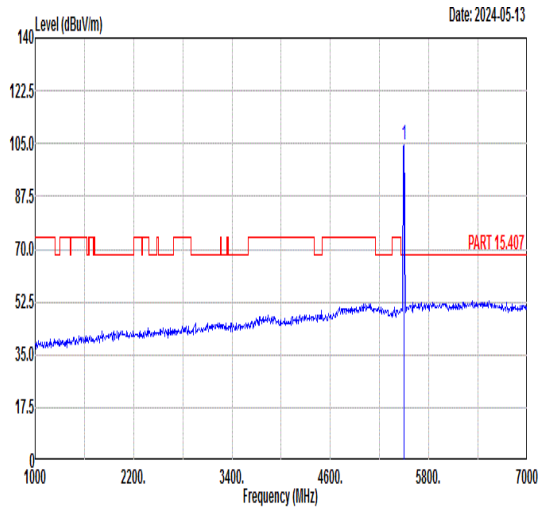

	Freq	Level	Limit Line	Margin	Read Level	Ant Factor	Cable Loss	Preamp Factor	APos	TPos	Remark
	MHz	dBuV/m	dBuV/m	dB	dBuV	dB/m	dB	dB	cm	deg	
1	5500.00	104.63	------	------	91.63	35.90	9.70	32.60	117	44	PEAK

Avg

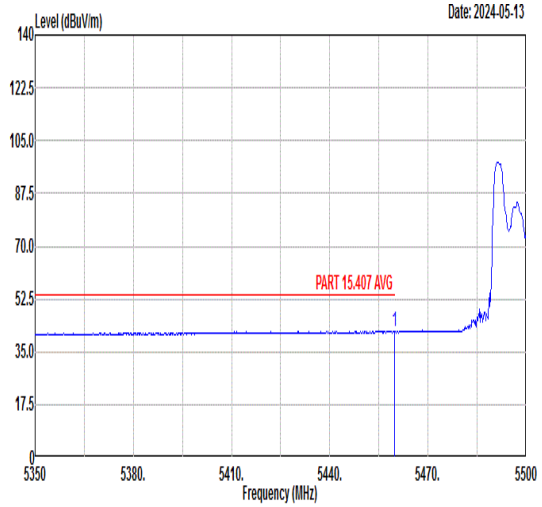

	Freq	Level	Limit Line	Margin	Read Level	Ant Factor	Cable Loss	Preamp Factor	APos	TPos	Remark
	MHz	dBuV/m	dBuV/m	dB	dBuV	dB/m	dB	dB	cm	deg	
1	5459.80	41.84	54.00	-12.16	28.84	35.92	9.69	32.61	117	44	AVERAGE

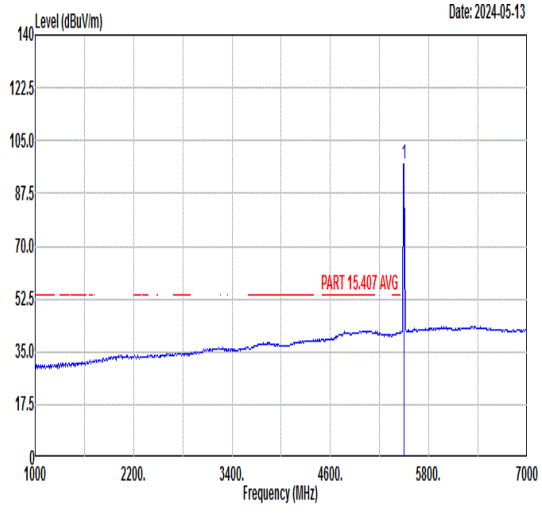

	Freq	Level	Limit Line	Margin	Read Level	Ant Factor	Cable Loss	Preamp Factor	APos	TPos	Remark
	MHz	dBuV/m	dBuV/m	dB	dBuV	dB/m	dB	dB	cm	deg	
1	5500.00	97.38	------	------	84.38	35.90	9.70	32.60	117	44	AVERAGE

Mode	47	
	Band Edge	
	U-NII-2C_5.47-5.725_802.11be EHT20_CH100_Single RU26/0_5500MHz	
ANT	CDD 6+17	
Pol.	Vertical	Fundamental

Peak

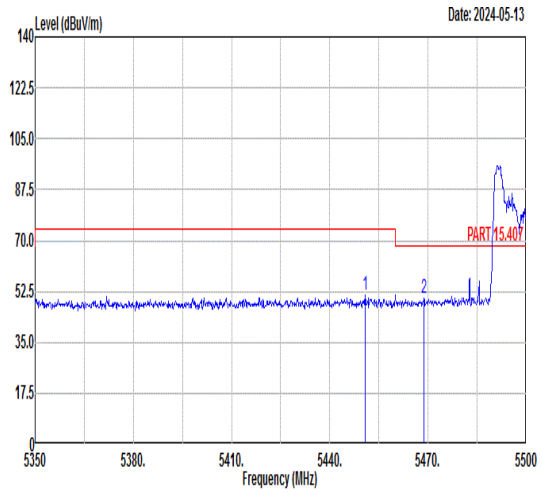

	Freq	Level	Limit Line	Margin	Read Level	Ant Factor	Cable Loss	Preamp Factor	APos	TPos	Remark
	MHz	dBuV/m	dBuV/m	dB	dBuV	dB/m	dB	dB	cm	deg	
1	5450.80	51.09	74.00	-22.91	38.09	35.93	9.68	32.61	100	0	PEAK
2	5468.80	50.05	68.30	-18.25	37.05	35.92	9.69	32.61	100	0	PEAK

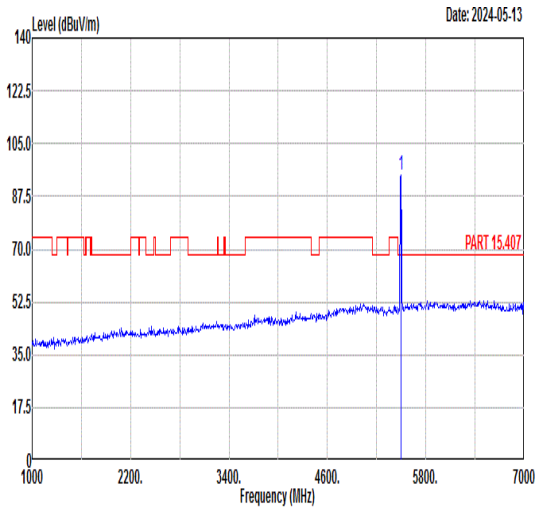

	Freq	Level	Limit Line	Margin	Read Level	Ant Factor	Cable Loss	Preamp Factor	APos	TPos	Remark
	MHz	dBuV/m	dBuV/m	dB	dBuV	dB/m	dB	dB	cm	deg	
1	5500.00	94.50	------	------	81.50	35.90	9.70	32.60	100	0	PEAK

Avg

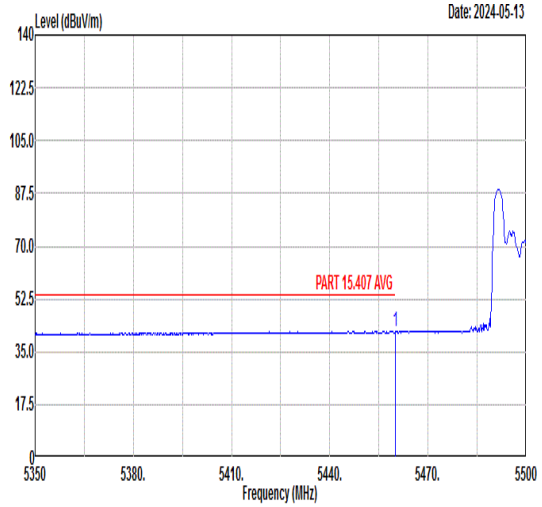

	Freq	Level	Limit Line	Margin	Read Level	Ant Factor	Cable Loss	Preamp Factor	APos	TPos	Remark
	MHz	dBuV/m	dBuV/m	dB	dBuV	dB/m	dB	dB	cm	deg	
1	5459.95	41.83	54.00	-12.17	28.83	35.92	9.69	32.61	100	0	AVERAGE

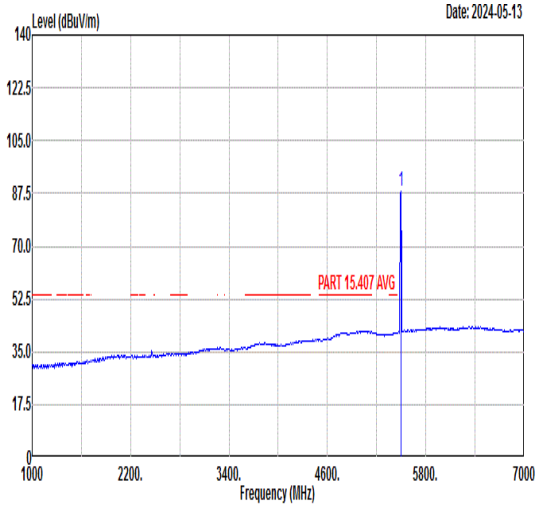

	Freq	Level	Limit Line	Margin	Read Level	Ant Factor	Cable Loss	Preamp Factor	APos	TPos	Remark
	MHz	dBuV/m	dBuV/m	dB	dBuV	dB/m	dB	dB	cm	deg	
1	5500.00	88.29	------	------	75.29	35.90	9.70	32.60	100	0	AVERAGE

Mode	48	
	Band Edge	
	U-NII-2C_5.47-5.725_802.11be EHT20_CH140_Single RU26/8_5700MHz	
ANT	CDD 6+17	
Pol.	Horizontal	Fundamental
Peak	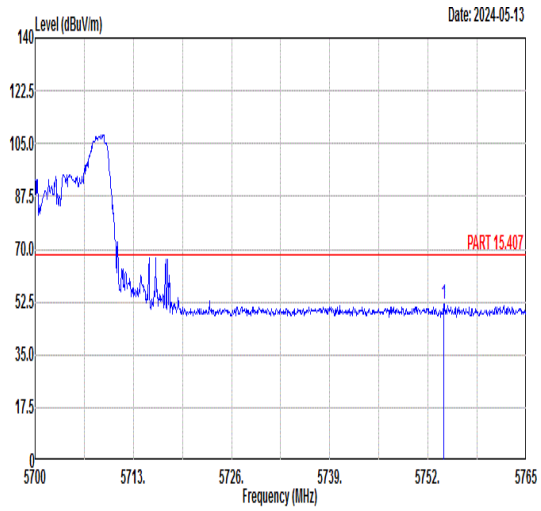	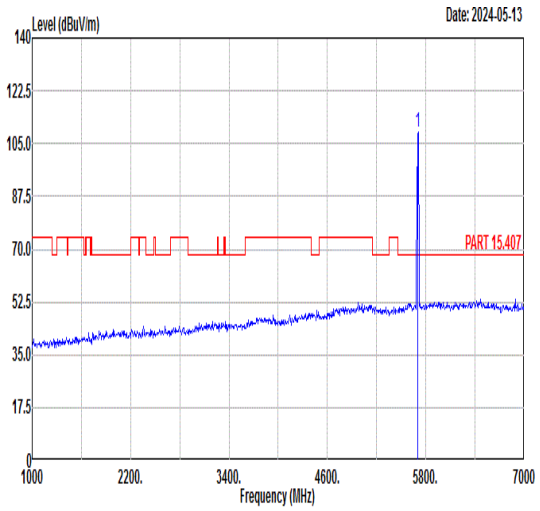
Avg	Blank	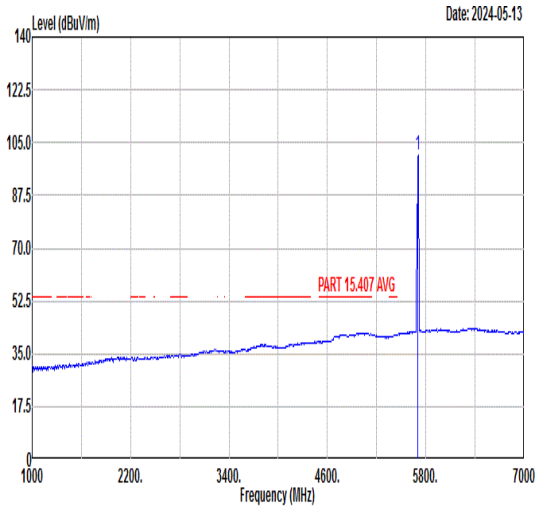

	Freq	Level	Limit Line	Margin	Read Level	Ant Factor	Cable Loss	Preamp Factor	APos	TPos	Remark
	MHz	dBuV/m	dBuV/m	dB	dBuV	dB/m	dB	dB	cm	deg	
1	5754.08	51.99	68.30	-16.31	38.35	36.26	10.08	32.70	103	124	PEAK

	Freq	Level	Limit Line	Margin	Read Level	Ant Factor	Cable Loss	Preamp Factor	APos	TPos	Remark
	MHz	dBuV/m	dBuV/m	dB	dBuV	dB/m	dB	dB	cm	deg	
1	5700.00	108.67	------	------	95.17	36.19	9.99	32.68	103	124	PEAK

	Freq	Level	Limit Line	Margin	Read Level	Ant Factor	Cable Loss	Preamp Factor	APos	TPos	Remark
	MHz	dBuV/m	dBuV/m	dB	dBuV	dB/m	dB	dB	cm	deg	
1	5700.00	100.69	------	------	87.19	36.19	9.99	32.68	103	124	AVERAGE

<table>
<tr><td rowspan="3">Mode</td><td colspan="2">48</td></tr>
<tr><td colspan="2">Band Edge</td></tr>
<tr><td colspan="2">U-NII-2C_5.47-5.725_802.11be EHT20_CH140_Single RU26/8_5700MHz</td></tr>
<tr><td>ANT</td><td colspan="2">CDD 6+17</td></tr>
<tr><td>Pol.</td><td>Vertical</td><td>Fundamental</td></tr>
<tr><td>Peak</td><td> 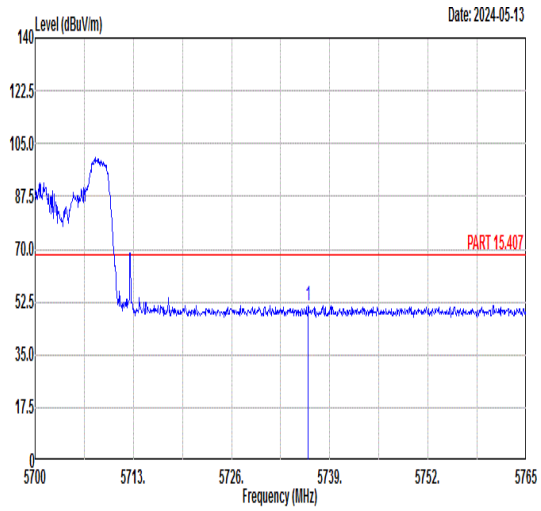

	Freq	Level	Limit Line	Margin	Read Level	Ant Factor	Cable Loss	Preamp Factor	APos	TPos	Remark
	MHz	dBuV/m	dBuV/m	dB	dBuV	dB/m	dB	dB	cm	deg	
1	5736.14	51.43	68.30	-16.87	37.85	36.23	10.04	32.69	100	269	PEAK

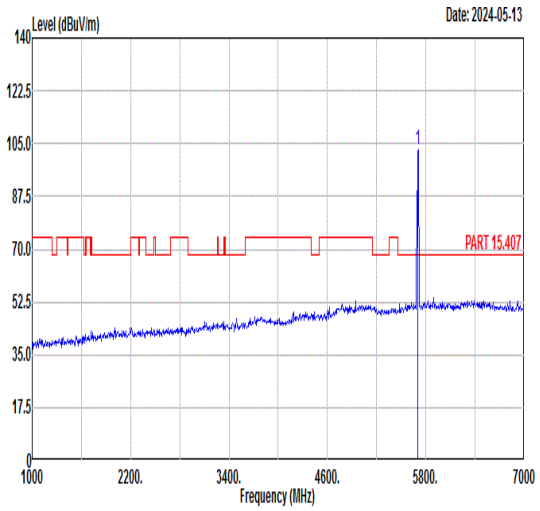

	Freq	Level	Limit Line	Margin	Read Level	Ant Factor	Cable Loss	Preamp Factor	APos	TPos	Remark
	MHz	dBuV/m	dBuV/m	dB	dBuV	dB/m	dB	dB	cm	deg	
1	5700.00	103.08	------	------	89.58	36.19	9.99	32.68	100	269	PEAK

</tr>
<tr><td>Avg</td><td>Blank</td><td> 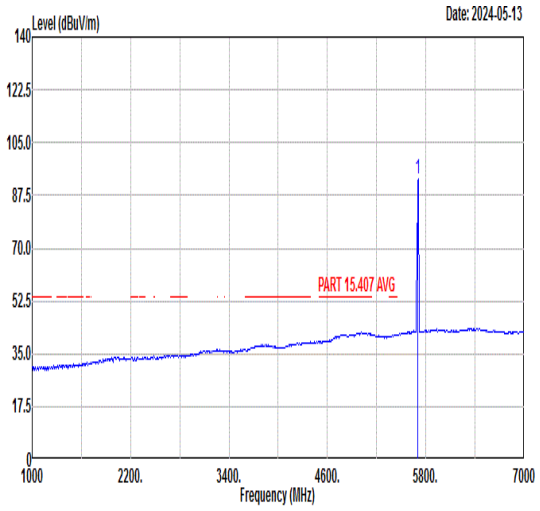

	Freq	Level	Limit Line	Margin	Read Level	Ant Factor	Cable Loss	Preamp Factor	APos	TPos	Remark
	MHz	dBuV/m	dBuV/m	dB	dBuV	dB/m	dB	dB	cm	deg	
1	5700.00	93.21	------	------	79.71	36.19	9.99	32.68	100	269	AVERAGE

</td></tr>
</table>

Mode	49	
	Band Edge	
	U-NII-3_5.725-5.85_802.11be EHT20_CH149_Single RU 106/53_5745MHz	
ANT	CDD 6+17	
Pol.	Horizontal	Fundamental
Peak	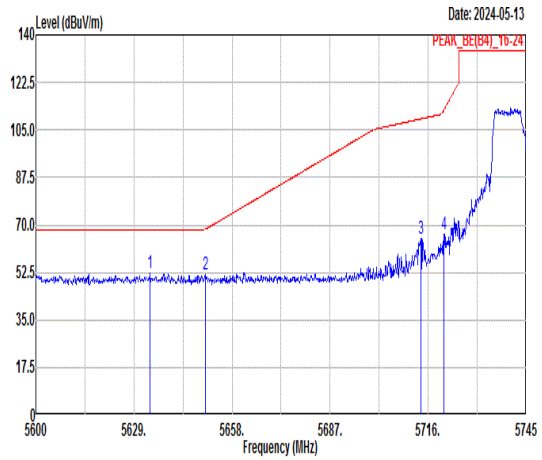	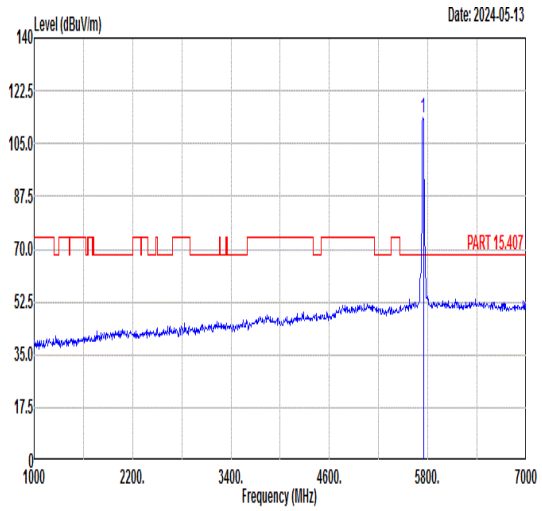
Avg	Blank	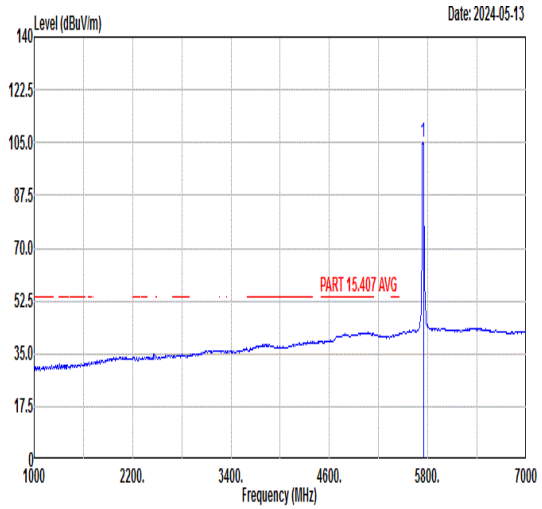

	Freq	Level	Limit Line	Margin	Read Level	Ant Factor	Cable Loss	Preamp Factor	APos	TPos	Remark
	MHz	dBuV/m	dBuV/m	dB	dBuV	dB/m	dB	dB	cm	deg	
1	5633.79	52.25	68.30	-16.05	38.98	36.09	9.83	32.65	100	67	PEAK
2	5650.03	51.75	68.32	-16.57	38.44	36.11	9.86	32.66	100	67	PEAK
3	5713.83	64.93	109.07	-44.14	51.42	36.20	10.00	32.69	100	67	PEAK
4	5720.64	66.62	112.26	-45.64	53.09	36.21	10.01	32.69	100	67	PEAK

	Freq	Level	Limit Line	Margin	Read Level	Ant Factor	Cable Loss	Preamp Factor	APos	TPos	Remark
	MHz	dBuV/m	dBuV/m	dB	dBuV	dB/m	dB	dB	cm	deg	
1	5745.00	113.66	------	------	100.07	36.24	10.05	32.70	100	67	PEAK

	Freq	Level	Limit Line	Margin	Read Level	Ant Factor	Cable Loss	Preamp Factor	APos	TPos	Remark
	MHz	dBuV/m	dBuV/m	dB	dBuV	dB/m	dB	dB	cm	deg	
1	5745.00	104.92	------	------	91.33	36.24	10.05	32.70	100	67	AVERAGE

<table>
<tr><td rowspan="3">Mode</td><td colspan="2">49</td></tr>
<tr><td colspan="2">Band Edge</td></tr>
<tr><td colspan="2">U-NII-3_5.725-5.85_802.11be EHT20_CH149_Single RU106/53_5745MHz</td></tr>
<tr><td>ANT</td><td colspan="2">CDD 6+17</td></tr>
<tr><td>Pol.</td><td>Vertical</td><td>Fundamental</td></tr>
<tr><td>Peak</td><td> 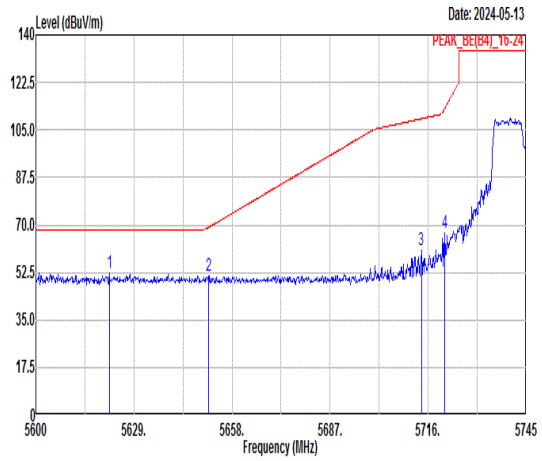

	Freq	Level	Limit Line	Margin	Read Level	Ant Factor	Cable Loss	Preamp Factor	APos	TPos	Remark
	MHz	dBuV/m	dBuV/m	dB	dBuV	dB/m	dB	dB	cm	deg	
1	5621.75	52.52	68.30	-15.78	39.30	36.07	9.80	32.65	100	114	PEAK
2	5651.04	51.21	69.07	-17.86	37.90	36.11	9.86	32.66	100	114	PEAK
3	5713.97	60.71	109.11	-48.40	47.20	36.20	10.00	32.69	100	114	PEAK
4	5720.79	67.17	112.59	-45.42	53.64	36.21	10.01	32.69	100	114	PEAK

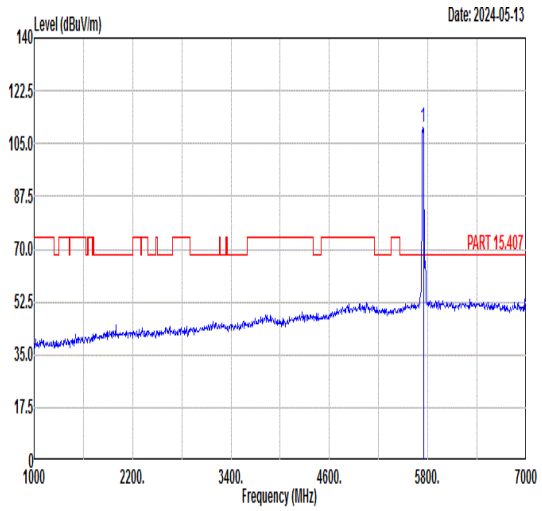

	Freq	Level	Limit Line	Margin	Read Level	Ant Factor	Cable Loss	Preamp Factor	APos	TPos	Remark
	MHz	dBuV/m	dBuV/m	dB	dBuV	dB/m	dB	dB	cm	deg	
1	5745.00	110.19	------	------	96.60	36.24	10.05	32.70	100	114	PEAK

</td></tr>
<tr><td>Avg</td><td>Blank</td><td> 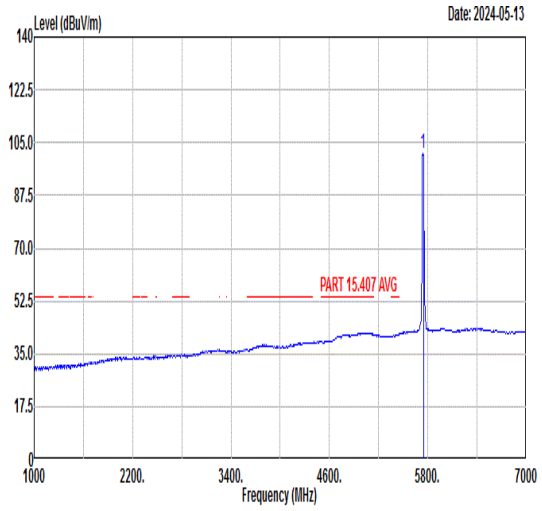

	Freq	Level	Limit Line	Margin	Read Level	Ant Factor	Cable Loss	Preamp Factor	APos	TPos	Remark
	MHz	dBuV/m	dBuV/m	dB	dBuV	dB/m	dB	dB	cm	deg	
1	5745.00	101.27	------	------	87.68	36.24	10.05	32.70	100	114	AVERAGE

</td></tr>
</table>

Mode	50	
	Band Edge	
	U-NII-3_5.725-5.85_802.11be EHT20_CH165_Single RU52/40_5825MHz	
ANT	CDD 6+17	
Pol.	Horizontal	Fundamental
Peak	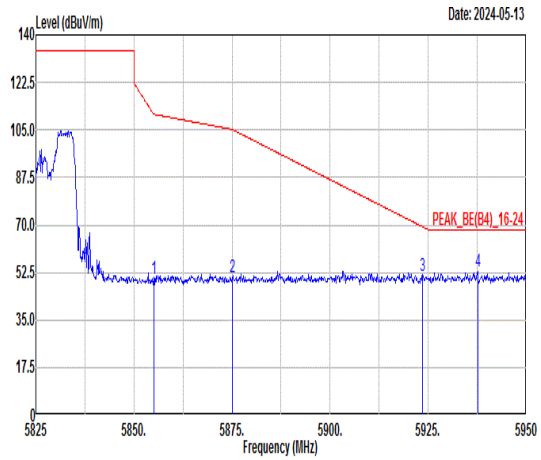	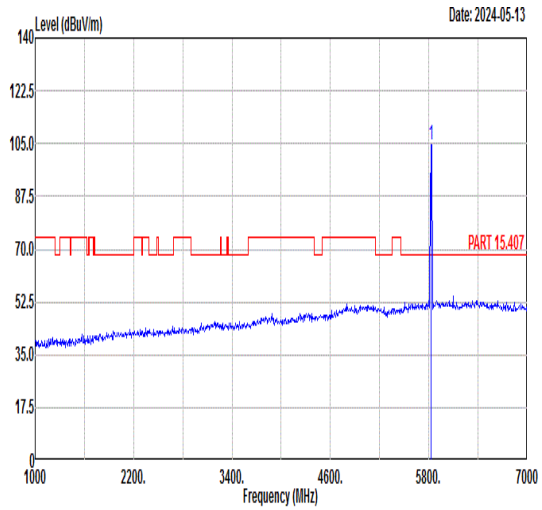
Avg	Blank	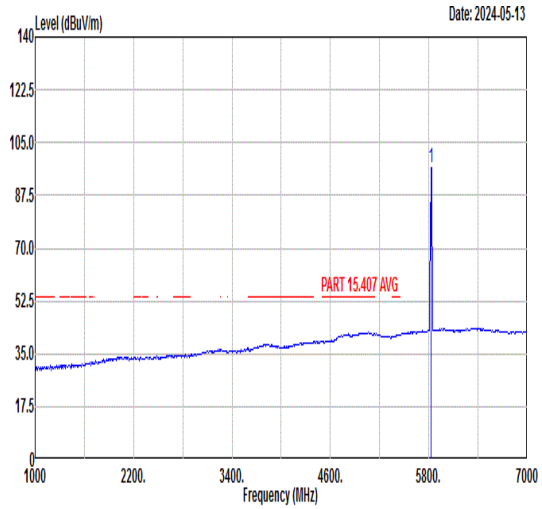

Horizontal — Peak

	Freq	Level	Limit Line	Margin	Read Level	Ant Factor	Cable Loss	Preamp Factor	APos	TPos	Remark
	MHz	dBuV/m	dBuV/m	dB	dBuV	dB/m	dB	dB	cm	deg	
1	5855.00	49.98	110.80	-60.82	36.03	36.40	10.29	32.74	300	50	PEAK
2	5875.00	50.77	105.20	-54.43	36.77	36.42	10.33	32.75	300	50	PEAK
3	5923.63	51.48	69.31	-17.83	37.32	36.49	10.44	32.77	300	50	PEAK
4	5937.63	52.66	68.30	-15.64	38.46	36.51	10.47	32.78	300	50	PEAK

Fundamental — Peak

	Freq	Level	Limit Line	Margin	Read Level	Ant Factor	Cable Loss	Preamp Factor	APos	TPos	Remark
	MHz	dBuV/m	dBuV/m	dB	dBuV	dB/m	dB	dB	cm	deg	
1	5825.00	104.69	------	------	90.80	36.37	10.25	32.73	300	50	PEAK

Fundamental — Avg

	Freq	Level	Limit Line	Margin	Read Level	Ant Factor	Cable Loss	Preamp Factor	APos	TPos	Remark
	MHz	dBuV/m	dBuV/m	dB	dBuV	dB/m	dB	dB	cm	deg	
1	5825.00	96.77	------	------	82.90	36.36	10.24	32.73	300	50	AVERAGE

Mode	50	
	Band Edge	
	U-NII-3_5.725-5.85_802.11be EHT20_CH165_Single RU52/40_5825MHz	
ANT	CDD 6+17	
Pol.	Vertical	Fundamental
Peak	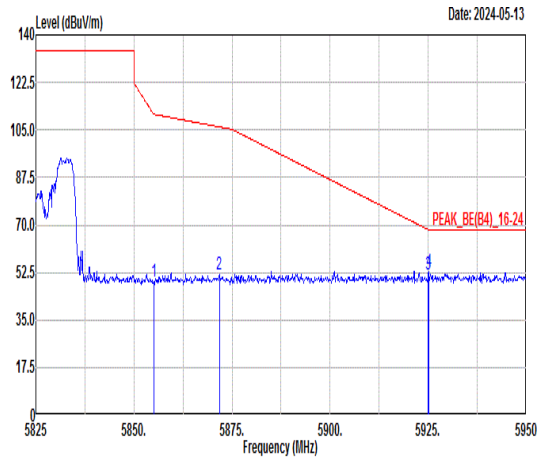	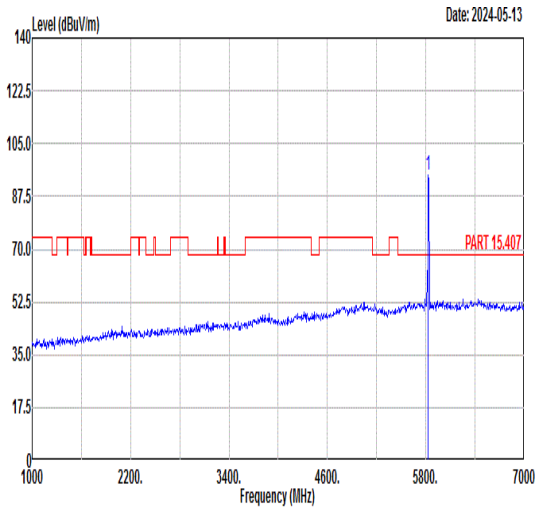
Avg	Blank	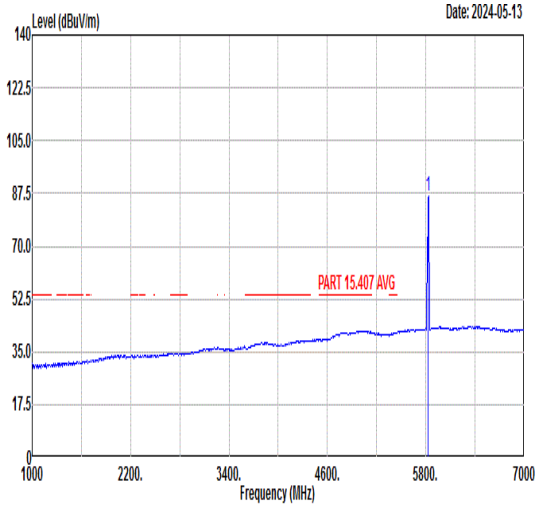

	Freq	Level	Limit Line	Margin	Read Level	Ant Factor	Cable Loss	Preamp Factor	APos	TPos	Remark
	MHz	dBuV/m	dBuV/m	dB	dBuV	dB/m	dB	dB	cm	deg	
1	5855.00	49.36	110.80	-61.44	35.41	36.40	10.29	32.74	300	0	PEAK
2	5871.75	51.51	106.11	-54.60	37.51	36.42	10.33	32.75	300	0	PEAK
3	5925.00	52.03	68.30	-16.27	37.87	36.49	10.44	32.77	300	0	PEAK
4	5925.13	52.96	68.30	-15.34	38.79	36.50	10.44	32.77	300	0	PEAK

	Freq	Level	Limit Line	Margin	Read Level	Ant Factor	Cable Loss	Preamp Factor	APos	TPos	Remark
	MHz	dBuV/m	dBuV/m	dB	dBuV	dB/m	dB	dB	cm	deg	
1	5825.00	94.51	------	------	80.64	36.36	10.24	32.73	300	0	PEAK

	Freq	Level	Limit Line	Margin	Read Level	Ant Factor	Cable Loss	Preamp Factor	APos	TPos	Remark
	MHz	dBuV/m	dBuV/m	dB	dBuV	dB/m	dB	dB	cm	deg	
1	5825.00	86.47	------	------	72.58	36.37	10.25	32.73	300	0	AVERAGE

Mode	51	
	Band Edge	
	U-NII-1_5.15-5.25_802.11be EHT20_CH36_Small RU37+2_5180MHz	
ANT	CDD 6+17	
Pol.	Horizontal	Fundamental
Peak	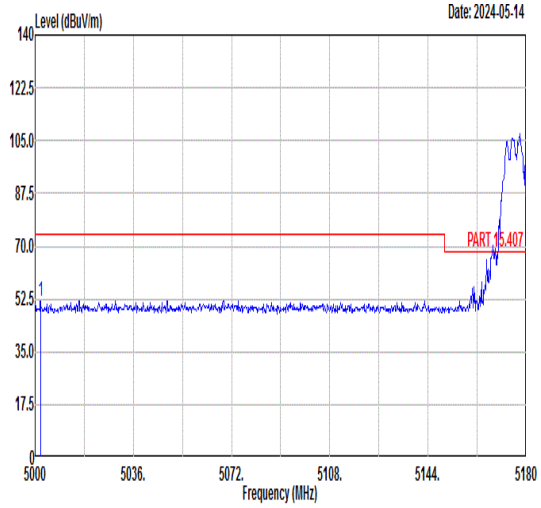	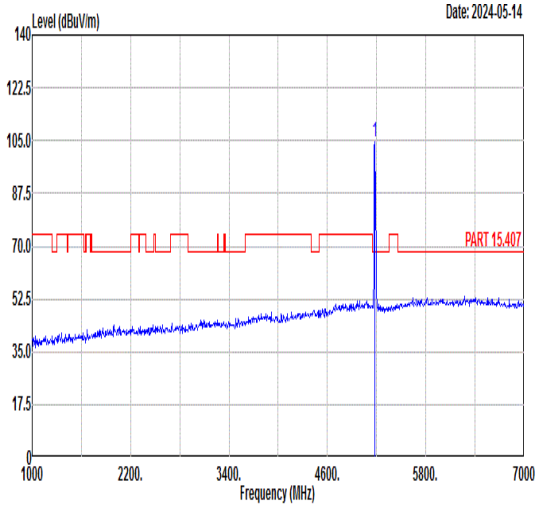
Avg	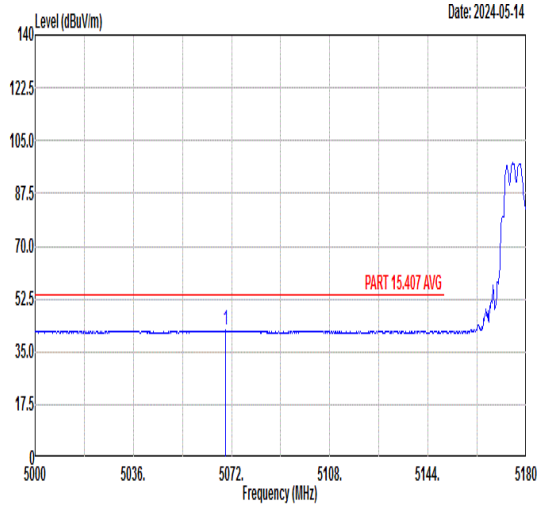	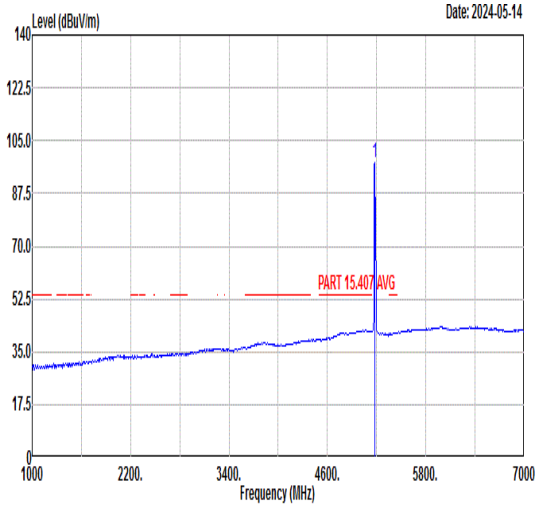

	Freq	Level	Limit Line	Margin	Read Level	Ant Factor	Cable Loss	Preamp Factor	APos	TPos	Remark
	MHz	dBuV/m	dBuV/m	dB	dBuV	dB/m	dB	dB	cm	deg	
1	5001.98	51.80	74.00	-22.20	39.96	36.20	8.34	32.70	178	0	PEAK

	Freq	Level	Limit Line	Margin	Read Level	Ant Factor	Cable Loss	Preamp Factor	APos	TPos	Remark
	MHz	dBuV/m	dBuV/m	dB	dBuV	dB/m	dB	dB	cm	deg	
1	5180.00	104.67	------	------	92.66	36.09	8.58	32.66	178	0	PEAK

	Freq	Level	Limit Line	Margin	Read Level	Ant Factor	Cable Loss	Preamp Factor	APos	TPos	Remark
	MHz	dBuV/m	dBuV/m	dB	dBuV	dB/m	dB	dB	cm	deg	
1	5069.66	42.00	54.00	-12.00	30.14	36.16	8.39	32.69	178	0	AVERAGE

	Freq	Level	Limit Line	Margin	Read Level	Ant Factor	Cable Loss	Preamp Factor	APos	TPos	Remark
	MHz	dBuV/m	dBuV/m	dB	dBuV	dB/m	dB	dB	cm	deg	
1	5180.00	97.83	------	------	85.82	36.09	8.58	32.66	178	0	AVERAGE

Mode	51	
	Band Edge	
	U-NII-1_5.15-5.25_802.11be EHT20_CH36_Small RU37+2_5180MHz	
ANT	CDD 6+17	
Pol.	Vertical	Fundamental
Peak	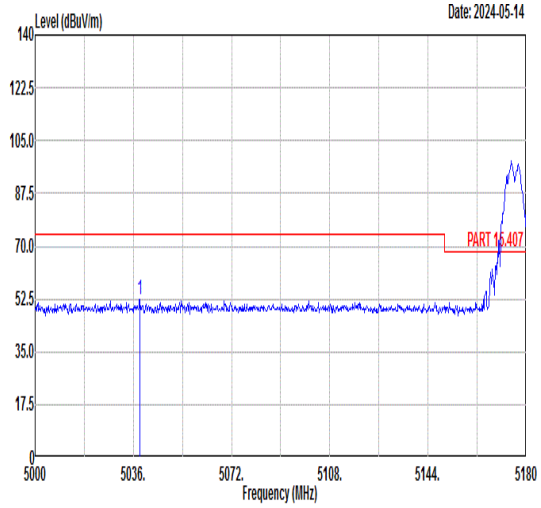	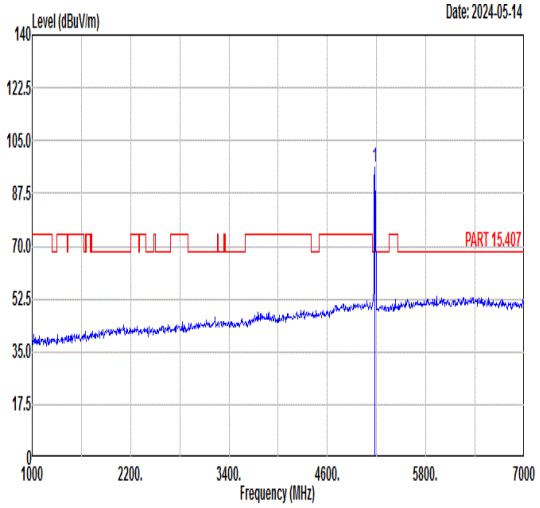
Avg	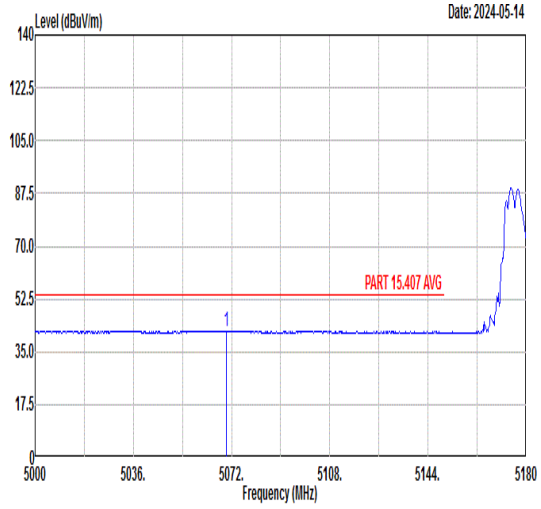	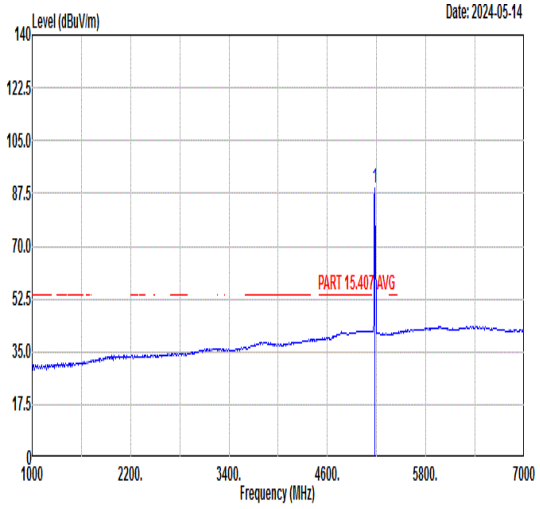

	Freq	Level	Limit Line	Margin	Read Level	Ant Factor	Cable Loss	Preamp Factor	APos	TPos	Remark
	MHz	dBuV/m	dBuV/m	dB	dBuV	dB/m	dB	dB	cm	deg	
1	5038.34	52.49	74.00	-21.51	40.67	36.18	8.33	32.69	400	56	PEAK

	Freq	Level	Limit Line	Margin	Read Level	Ant Factor	Cable Loss	Preamp Factor	APos	TPos	Remark
	MHz	dBuV/m	dBuV/m	dB	dBuV	dB/m	dB	dB	cm	deg	
1	5180.00	96.28	------	------	84.27	36.09	8.58	32.66	400	56	PEAK

	Freq	Level	Limit Line	Margin	Read Level	Ant Factor	Cable Loss	Preamp Factor	APos	TPos	Remark
	MHz	dBuV/m	dBuV/m	dB	dBuV	dB/m	dB	dB	cm	deg	
1	5070.20	42.00	54.00	-12.00	30.14	36.16	8.39	32.69	400	56	AVERAGE

	Freq	Level	Limit Line	Margin	Read Level	Ant Factor	Cable Loss	Preamp Factor	APos	TPos	Remark
	MHz	dBuV/m	dBuV/m	dB	dBuV	dB/m	dB	dB	cm	deg	
1	5180.00	89.19	------	------	77.18	36.09	8.58	32.66	400	56	AVERAGE

Mode	52	
	Band Edge	
	U-NII-2A_5.25-5.35_802.11be EHT20_CH64_Small RU40+6_5320MHz	
ANT	CDD 6+17	
Pol.	Horizontal	Fundamental
Peak	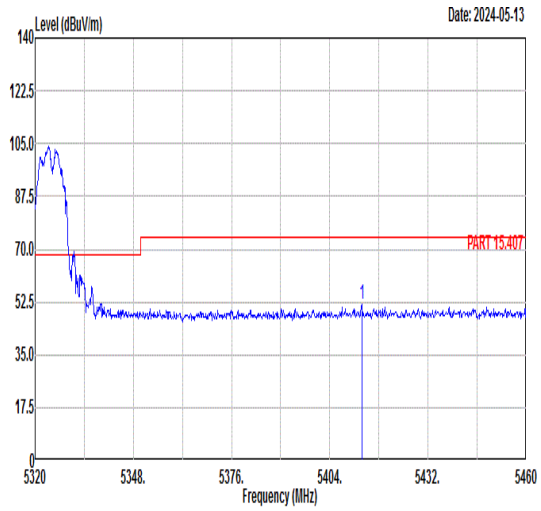	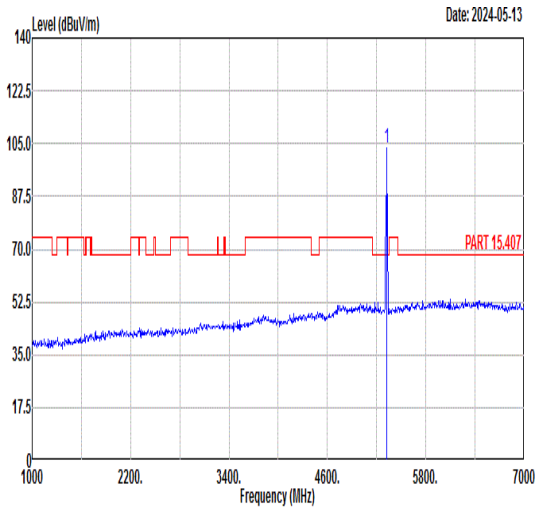
Avg	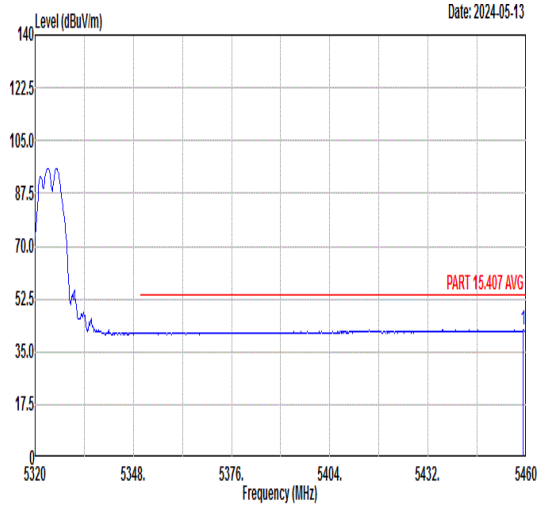	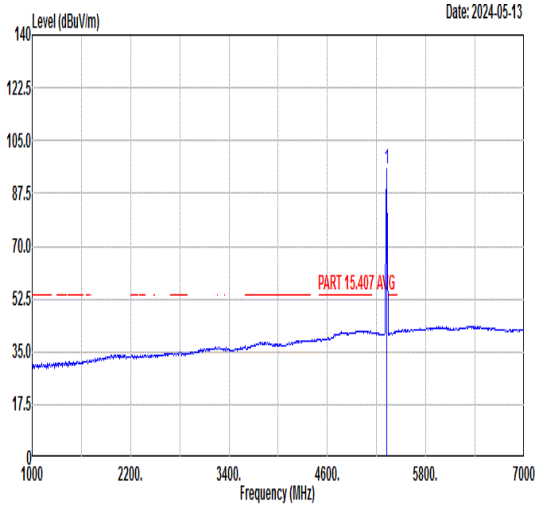

	Freq	Level	Limit Line	Margin	Read Level	Ant Factor	Cable Loss	Preamp Factor	APos	TPos	Remark
	MHz	dBuV/m	dBuV/m	dB	dBuV	dB/m	dB	dB	cm	deg	
1	5413.10	51.63	74.00	-22.37	38.64	35.95	9.66	32.62	142	60	PEAK

	Freq	Level	Limit Line	Margin	Read Level	Ant Factor	Cable Loss	Preamp Factor	APos	TPos	Remark
	MHz	dBuV/m	dBuV/m	dB	dBuV	dB/m	dB	dB	cm	deg	
1	5320.00	103.46	------	------	90.85	36.00	9.24	32.63	142	60	PEAK

	Freq	Level	Limit Line	Margin	Read Level	Ant Factor	Cable Loss	Preamp Factor	APos	TPos	Remark
	MHz	dBuV/m	dBuV/m	dB	dBuV	dB/m	dB	dB	cm	deg	
1	5459.16	42.26	54.00	-11.74	29.26	35.92	9.69	32.61	142	60	AVERAGE

	Freq	Level	Limit Line	Margin	Read Level	Ant Factor	Cable Loss	Preamp Factor	APos	TPos	Remark
	MHz	dBuV/m	dBuV/m	dB	dBuV	dB/m	dB	dB	cm	deg	
1	5320.00	95.51	------	------	82.90	36.00	9.24	32.63	142	60	AVERAGE

Mode	52	
	Band Edge	
	U-NII-2A_5.25-5.35_802.11be EHT20_CH64_Small RU40+6_5320MHz	
ANT	CDD 6+17	
Pol.	Vertical	Fundamental

Peak

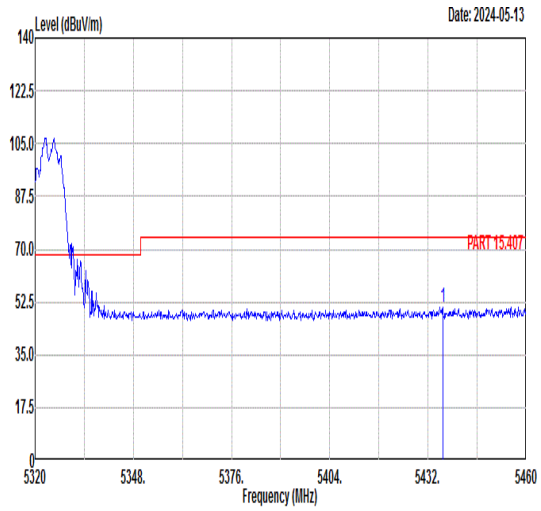

	Freq	Level	Limit Line	Margin	Read Level	Ant Factor	Cable Loss	Preamp Factor	APos	TPos	Remark
	MHz	dBuV/m	dBuV/m	dB	dBuV	dB/m	dB	dB	cm	deg	
1	5436.20	50.97	74.00	-23.03	37.97	35.94	9.67	32.61	100	75	PEAK

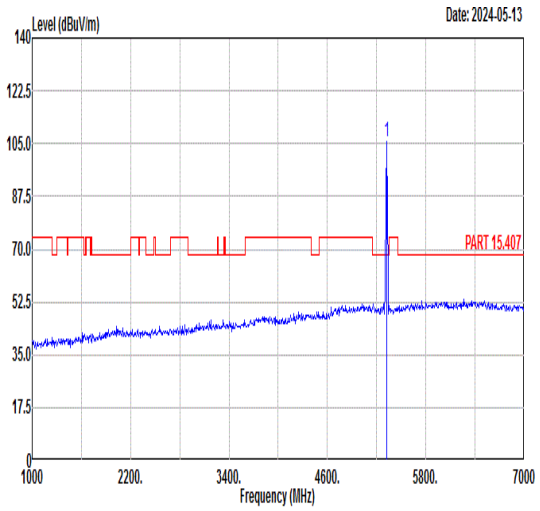

	Freq	Level	Limit Line	Margin	Read Level	Ant Factor	Cable Loss	Preamp Factor	APos	TPos	Remark
	MHz	dBuV/m	dBuV/m	dB	dBuV	dB/m	dB	dB	cm	deg	
1	5320.00	105.54	------	------	92.93	36.00	9.24	32.63	100	75	PEAK

Avg

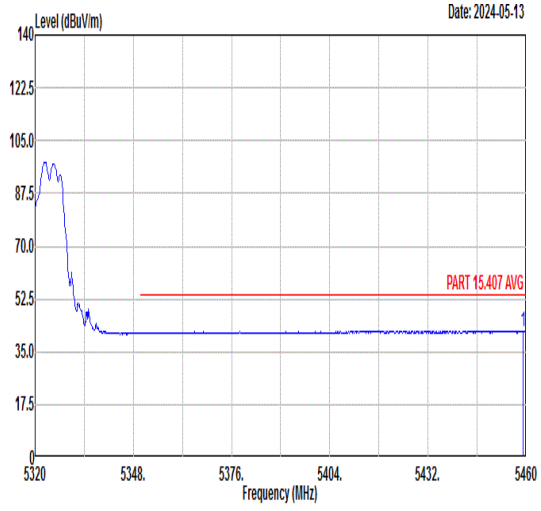

	Freq	Level	Limit Line	Margin	Read Level	Ant Factor	Cable Loss	Preamp Factor	APos	TPos	Remark
	MHz	dBuV/m	dBuV/m	dB	dBuV	dB/m	dB	dB	cm	deg	
1	5459.16	41.99	54.00	-12.01	28.99	35.92	9.69	32.61	100	75	AVERAGE

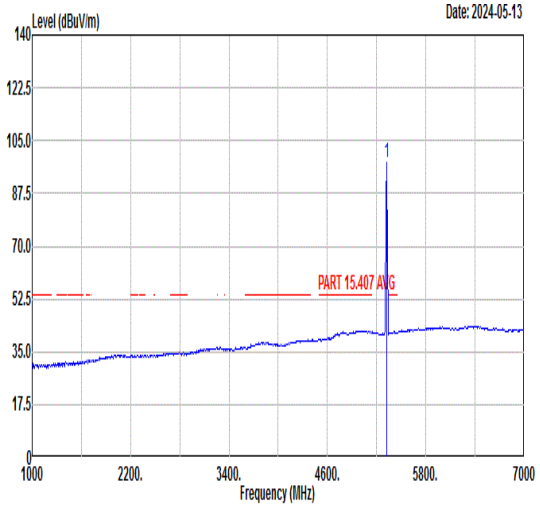

	Freq	Level	Limit Line	Margin	Read Level	Ant Factor	Cable Loss	Preamp Factor	APos	TPos	Remark
	MHz	dBuV/m	dBuV/m	dB	dBuV	dB/m	dB	dB	cm	deg	
1	5320.00	97.66	------	------	85.08	36.01	9.21	32.64	100	75	AVERAGE

Mode	53	
	Band Edge	
	U-NII-2C_5.47-5.725_802.11be EHT20_CH100_Small RU37+2_5500MHz	
ANT	CDD 6+17	
Pol.	Horizontal	Fundamental

Peak

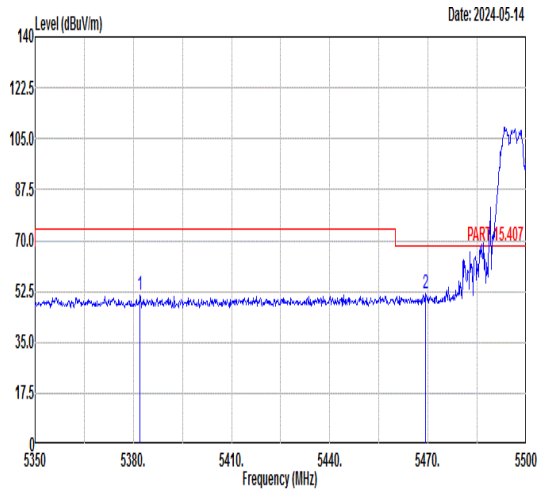

	Freq	Level	Limit Line	Margin	Read Level	Ant Factor	Cable Loss	Preamp Factor	APos	TPos	Remark
	MHz	dBuV/m	dBuV/m	dB	dBuV	dB/m	dB	dB	cm	deg	
1	5382.10	51.38	74.00	-22.62	38.50	35.97	9.53	32.62	107	294	PEAK
2	5469.25	51.85	68.30	-16.45	38.85	35.92	9.69	32.61	107	294	PEAK

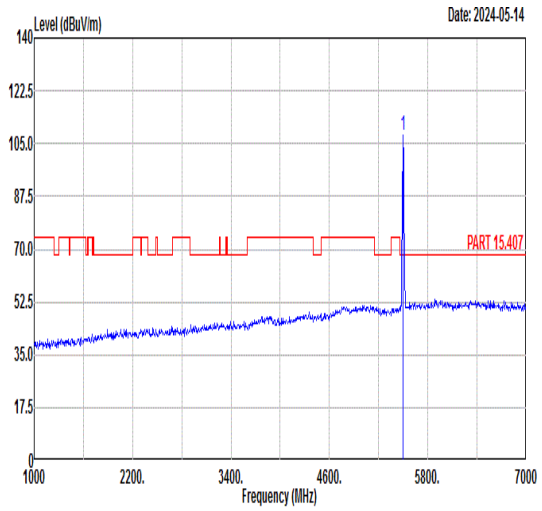

	Freq	Level	Limit Line	Margin	Read Level	Ant Factor	Cable Loss	Preamp Factor	APos	TPos	Remark
	MHz	dBuV/m	dBuV/m	dB	dBuV	dB/m	dB	dB	cm	deg	
1	5500.00	108.02	------	------	95.01	35.90	9.71	32.60	107	294	PEAK

Avg

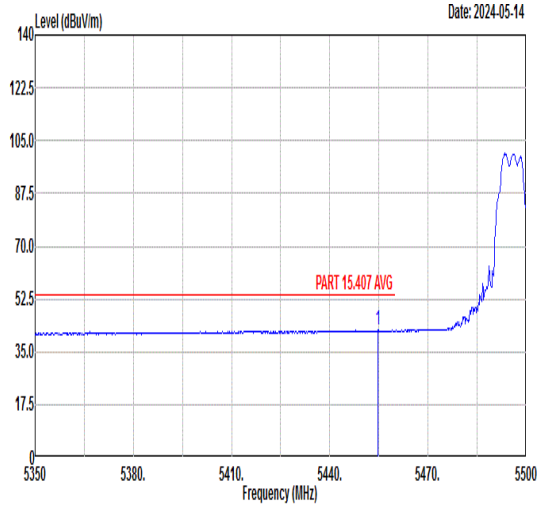

	Freq	Level	Limit Line	Margin	Read Level	Ant Factor	Cable Loss	Preamp Factor	APos	TPos	Remark
	MHz	dBuV/m	dBuV/m	dB	dBuV	dB/m	dB	dB	cm	deg	
1	5454.70	42.16	54.00	-11.84	29.16	35.93	9.68	32.61	107	294	AVERAGE

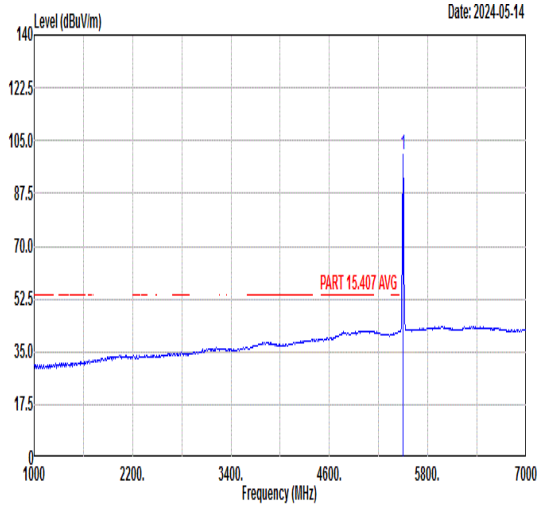

	Freq	Level	Limit Line	Margin	Read Level	Ant Factor	Cable Loss	Preamp Factor	APos	TPos	Remark
	MHz	dBuV/m	dBuV/m	dB	dBuV	dB/m	dB	dB	cm	deg	
1	5500.00	100.16	------	------	87.16	35.90	9.70	32.60	107	294	AVERAGE

Mode	53	
	Band Edge	
	U-NII-2C_5.47-5.725_802.11be EHT20_CH100_Small RU37+2_5500MHz	
ANT	CDD 6+17	
Pol.	Vertical	Fundamental

Peak

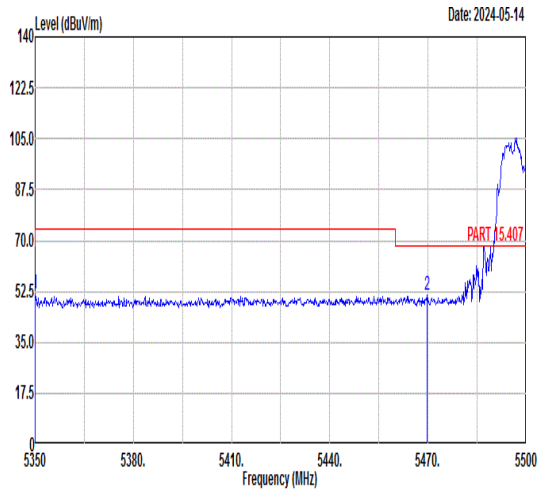

	Freq	Level	Limit Line	Margin	Read Level	Ant Factor	Cable Loss	Preamp Factor	APos	TPos	Remark
	MHz	dBuV/m	dBuV/m	dB	dBuV	dB/m	dB	dB	cm	deg	
1	5350.00	51.57	74.00	-22.43	38.85	35.99	9.36	32.63	305	263	PEAK
2	5469.70	51.09	68.30	-17.21	38.09	35.92	9.69	32.61	305	263	PEAK

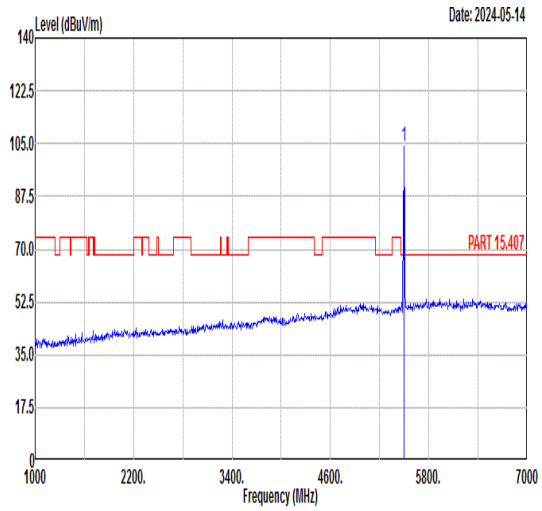

	Freq	Level	Limit Line	Margin	Read Level	Ant Factor	Cable Loss	Preamp Factor	APos	TPos	Remark
	MHz	dBuV/m	dBuV/m	dB	dBuV	dB/m	dB	dB	cm	deg	
1	5500.00	103.92	------	------	90.91	35.90	9.71	32.60	305	263	PEAK

Avg

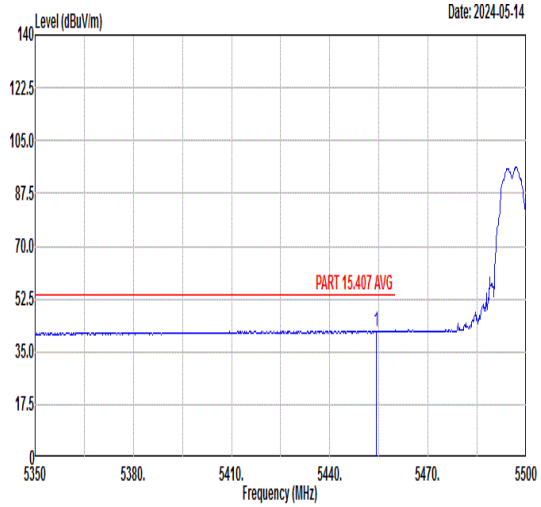

	Freq	Level	Limit Line	Margin	Read Level	Ant Factor	Cable Loss	Preamp Factor	APos	TPos	Remark
	MHz	dBuV/m	dBuV/m	dB	dBuV	dB/m	dB	dB	cm	deg	
1	5454.10	41.95	54.00	-12.05	28.95	35.93	9.68	32.61	305	263	AVERAGE

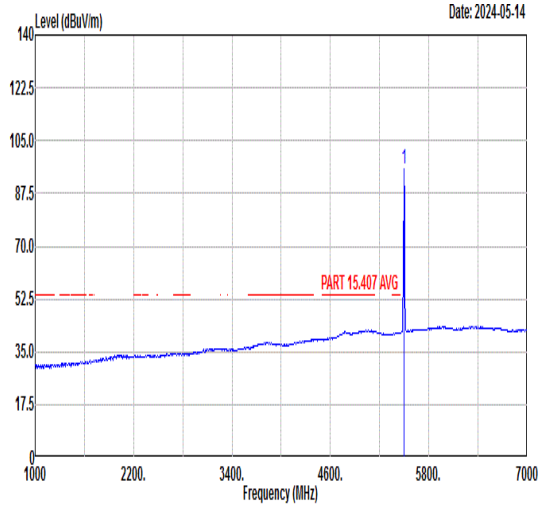

	Freq	Level	Limit Line	Margin	Read Level	Ant Factor	Cable Loss	Preamp Factor	APos	TPos	Remark
	MHz	dBuV/m	dBuV/m	dB	dBuV	dB/m	dB	dB	cm	deg	
1	5500.00	95.84	------	------	82.84	35.90	9.70	32.60	305	263	AVERAGE

<table>
<tr><td rowspan="3">Mode</td><td colspan="2">54</td></tr>
<tr><td colspan="2">Band Edge</td></tr>
<tr><td colspan="2">U-NII-2C_5.47-5.725_802.11be EHT20_CH140_Small RU40+6_5700MHz</td></tr>
<tr><td>ANT</td><td colspan="2">CDD 6+17</td></tr>
<tr><td>Pol.</td><td>Horizontal</td><td>Fundamental</td></tr>
<tr><td>Peak</td><td> 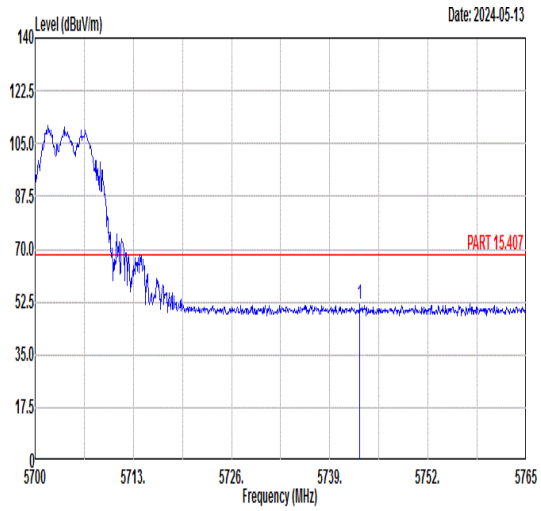

	Freq	Level	Limit Line	Margin	Read Level	Ant Factor	Cable Loss	Preamp Factor	APos	TPos	Remark
	MHz	dBuV/m	dBuV/m	dB	dBuV	dB/m	dB	dB	cm	deg	
1	5742.97	51.63	68.30	-16.67	38.03	36.24	10.06	32.70	100	66	PEAK

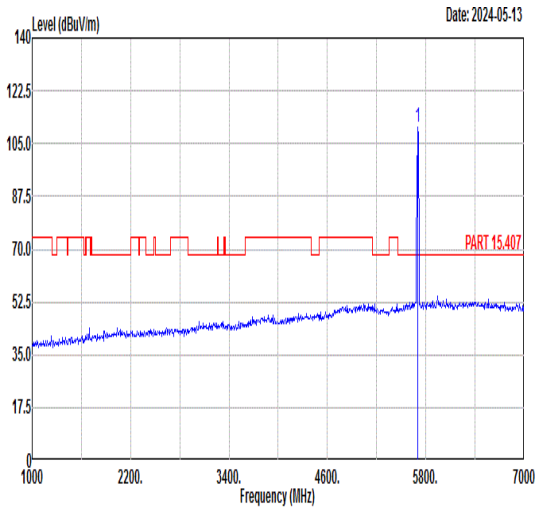

	Freq	Level	Limit Line	Margin	Read Level	Ant Factor	Cable Loss	Preamp Factor	APos	TPos	Remark
	MHz	dBuV/m	dBuV/m	dB	dBuV	dB/m	dB	dB	cm	deg	
1	5700.00	110.30	------	------	96.82	36.19	9.97	32.68	100	66	PEAK

</td></tr>
<tr><td>Avg</td><td>Blank</td><td> 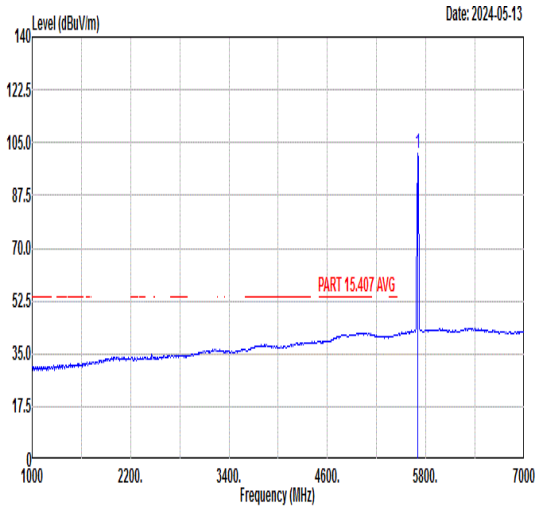

	Freq	Level	Limit Line	Margin	Read Level	Ant Factor	Cable Loss	Preamp Factor	APos	TPos	Remark
	MHz	dBuV/m	dBuV/m	dB	dBuV	dB/m	dB	dB	cm	deg	
1	5700.00	101.52	------	------	88.04	36.19	9.97	32.68	100	66	AVERAGE

</td></tr>
</table>

<table>
<tr><td rowspan="3">Mode</td><td colspan="2">54</td></tr>
<tr><td colspan="2">Band Edge</td></tr>
<tr><td colspan="2">U-NII-2C_5.47-5.725_802.11be EHT20_CH140_Small RU40+6_5700MHz</td></tr>
<tr><td>ANT</td><td colspan="2">CDD 6+17</td></tr>
<tr><td>Pol.</td><td>Vertical</td><td>Fundamental</td></tr>
<tr><td>Peak</td><td> 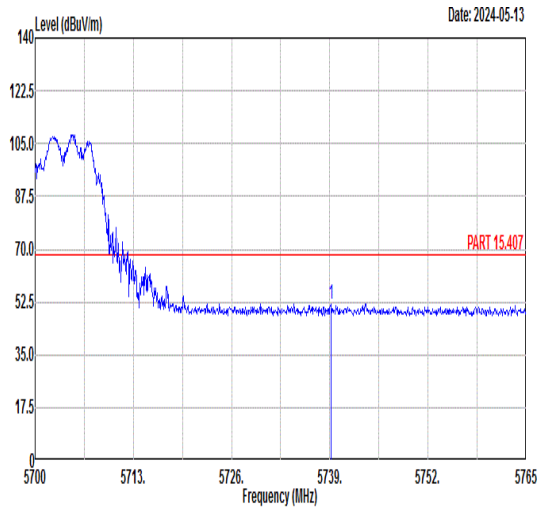

	Freq	Level	Limit Line	Margin	Read Level	Ant Factor	Cable Loss	Preamp Factor	APos	TPos	Remark
	MHz	dBuV/m	dBuV/m	dB	dBuV	dB/m	dB	dB	cm	deg	
1	5739.13	52.01	68.30	-16.29	38.43	36.23	10.05	32.70	391	193	PEAK

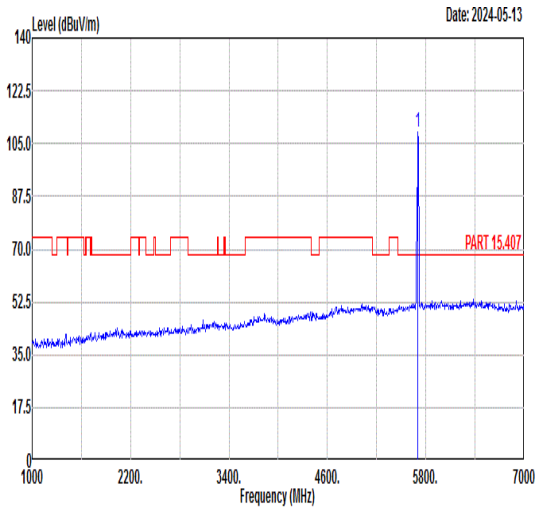

	Freq	Level	Limit Line	Margin	Read Level	Ant Factor	Cable Loss	Preamp Factor	APos	TPos	Remark
	MHz	dBuV/m	dBuV/m	dB	dBuV	dB/m	dB	dB	cm	deg	
1	5700.00	108.69	------	------	95.21	36.19	9.97	32.68	391	193	PEAK

</td></tr>
<tr><td>Avg</td><td>Blank</td><td> 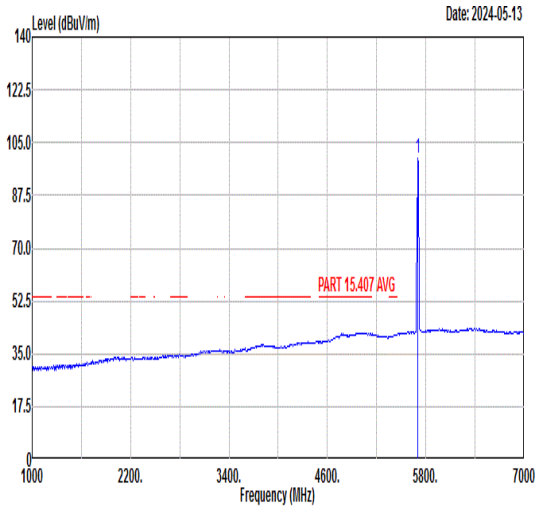

	Freq	Level	Limit Line	Margin	Read Level	Ant Factor	Cable Loss	Preamp Factor	APos	TPos	Remark
	MHz	dBuV/m	dBuV/m	dB	dBuV	dB/m	dB	dB	cm	deg	
1	5700.00	100.01	------	------	86.53	36.19	9.97	32.68	391	193	AVERAGE

</td></tr>
</table>

Mode	55	
	Band Edge	
	U-NII-3_5.725-5.85_802.11be EHT20_CH149_Small RU53+4_5745MHz	
ANT	CDD 6+17	
Pol.	Horizontal	Fundamental
Peak	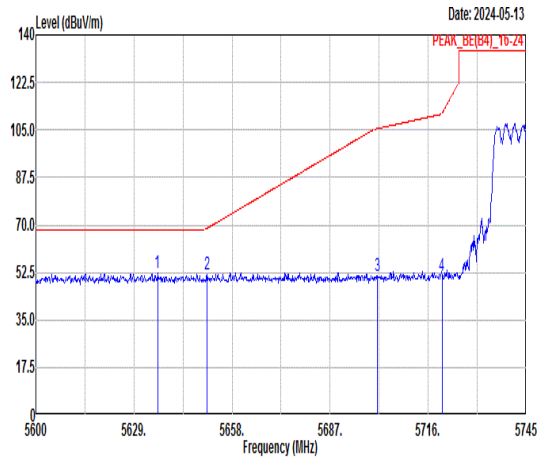	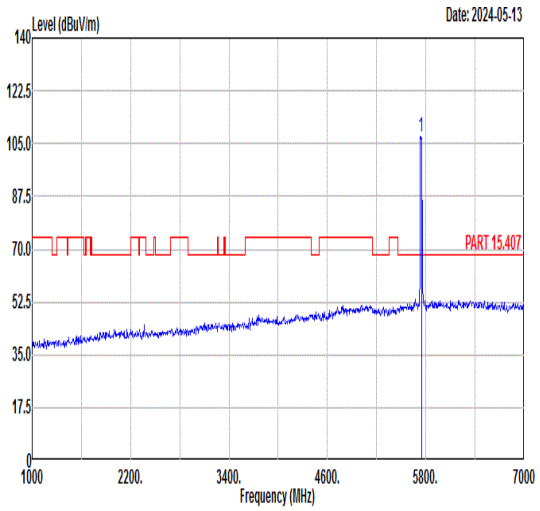
Avg	Blank	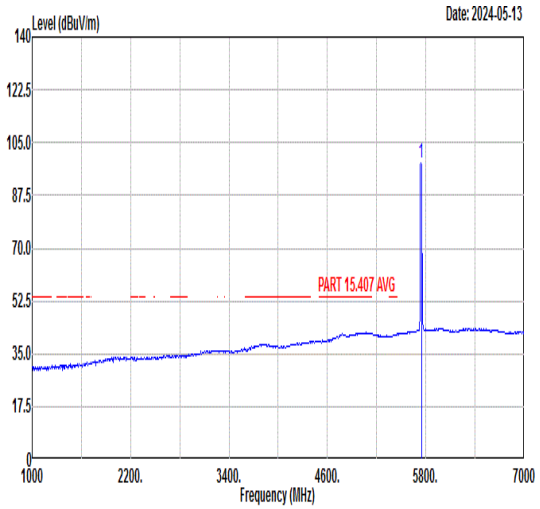

	Freq	Level	Limit Line	Margin	Read Level	Ant Factor	Cable Loss	Preamp Factor	APos	TPos	Remark
	MHz	dBuV/m	dBuV/m	dB	dBuV	dB/m	dB	dB	cm	deg	
1	5635.96	52.15	68.30	-16.15	38.88	36.09	9.83	32.65	164	70	PEAK
2	5650.61	51.51	68.75	-17.24	38.20	36.11	9.86	32.66	164	70	PEAK
3	5701.07	51.40	105.50	-54.10	37.93	36.18	9.97	32.68	164	70	PEAK
4	5720.06	51.35	110.94	-59.59	37.82	36.21	10.01	32.69	164	70	PEAK

	Freq	Level	Limit Line	Margin	Read Level	Ant Factor	Cable Loss	Preamp Factor	APos	TPos	Remark
	MHz	dBuV/m	dBuV/m	dB	dBuV	dB/m	dB	dB	cm	deg	
1	5745.00	107.13	------	------	93.54	36.24	10.05	32.70	164	70	PEAK

	Freq	Level	Limit Line	Margin	Read Level	Ant Factor	Cable Loss	Preamp Factor	APos	TPos	Remark
	MHz	dBuV/m	dBuV/m	dB	dBuV	dB/m	dB	dB	cm	deg	
1	5745.00	98.06	------	------	84.47	36.24	10.05	32.70	164	70	AVERAGE

Mode	55	
	Band Edge	
	U-NII-3_5.725-5.85_802.11be EHT20_CH149_Small RU53+4_5745MHz	
ANT	CDD 6+17	
Pol.	Vertical	Fundamental
Peak	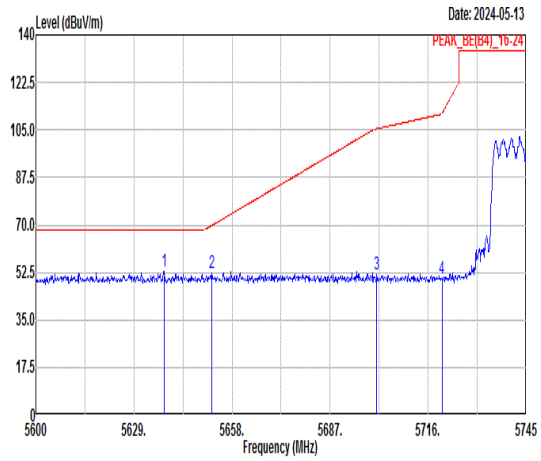	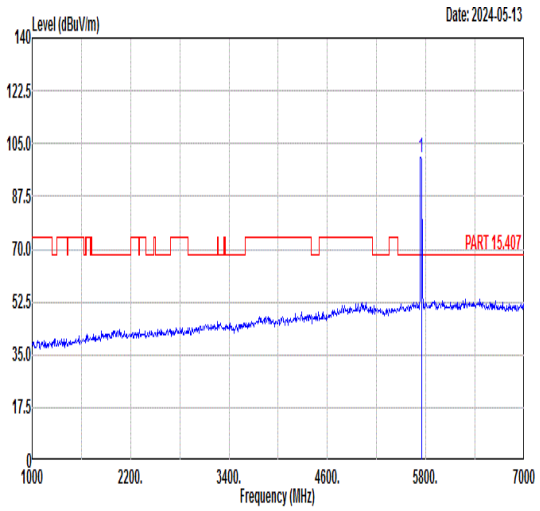
Avg	Blank	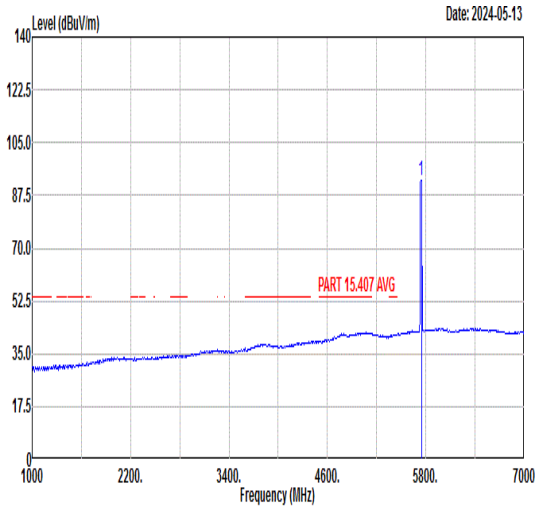

	Freq	Level	Limit Line	Margin	Read Level	Ant Factor	Cable Loss	Preamp Factor	APos	TPos	Remark
	MHz	dBuV/m	dBuV/m	dB	dBuV	dB/m	dB	dB	cm	deg	
1	5637.85	52.82	68.30	-15.48	39.55	36.09	9.84	32.66	400	114	PEAK
2	5651.91	52.56	69.72	-17.16	39.25	36.11	9.86	32.66	400	114	PEAK
3	5700.78	51.65	105.42	-53.77	38.18	36.18	9.97	32.68	400	114	PEAK
4	5720.06	50.39	110.94	-60.55	36.86	36.21	10.01	32.69	400	114	PEAK

	Freq	Level	Limit Line	Margin	Read Level	Ant Factor	Cable Loss	Preamp Factor	APos	TPos	Remark
	MHz	dBuV/m	dBuV/m	dB	dBuV	dB/m	dB	dB	cm	deg	
1	5745.00	100.27	------	------	86.68	36.24	10.05	32.70	400	114	PEAK

	Freq	Level	Limit Line	Margin	Read Level	Ant Factor	Cable Loss	Preamp Factor	APos	TPos	Remark
	MHz	dBuV/m	dBuV/m	dB	dBuV	dB/m	dB	dB	cm	deg	
1	5745.00	92.52	------	------	78.92	36.24	10.06	32.70	400	114	AVERAGE

Mode	56	
	Band Edge	
	U-NII-3_5.725-5.85_802.11be EHT20_CH165_Small RU54+4_5825MHz	
ANT	CDD 6+17	
Pol.	Horizontal	Fundamental
Peak	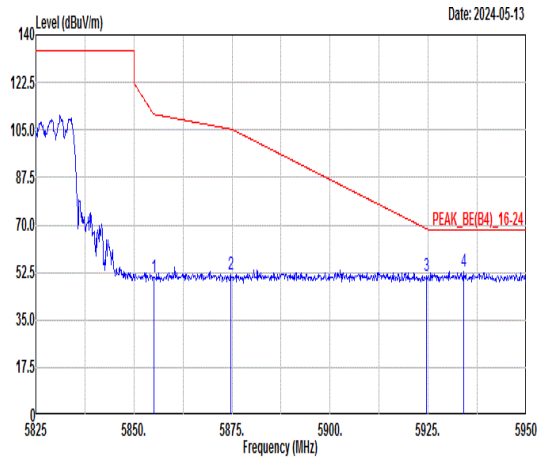	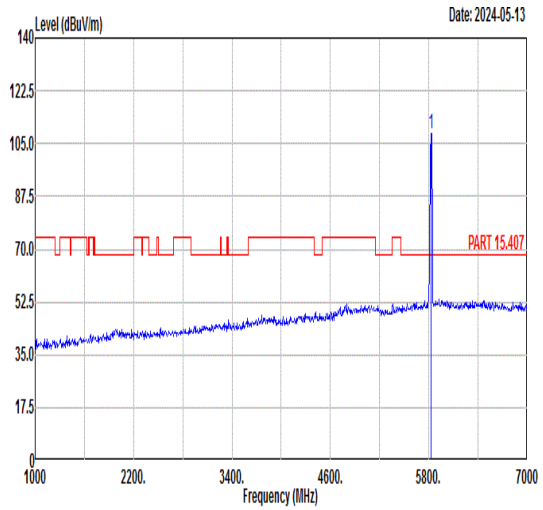
Avg	Blank	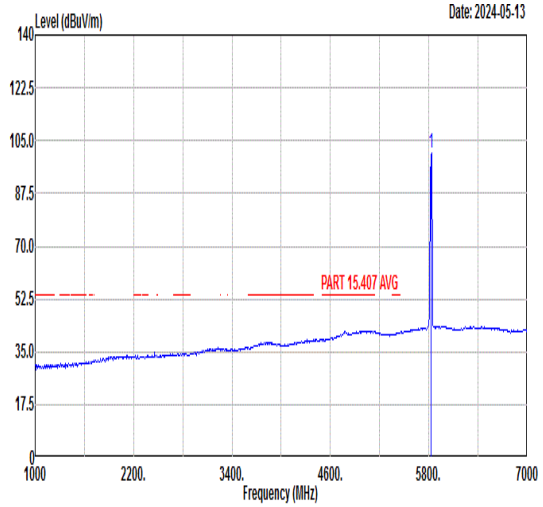

Peak — Horizontal

	Freq	Level	Limit Line	Margin	Read Level	Ant Factor	Cable Loss	Preamp Factor	APos	TPos	Remark
	MHz	dBuV/m	dBuV/m	dB	dBuV	dB/m	dB	dB	cm	deg	
1	5855.00	50.78	110.80	-60.02	36.83	36.40	10.29	32.74	100	60	PEAK
2	5874.63	51.75	105.30	-53.55	37.75	36.42	10.33	32.75	100	60	PEAK
3	5924.63	51.37	68.58	-17.21	37.21	36.49	10.44	32.77	100	60	PEAK
4	5934.00	53.09	68.30	-15.21	38.89	36.51	10.46	32.77	100	60	PEAK

Peak — Fundamental

	Freq	Level	Limit Line	Margin	Read Level	Ant Factor	Cable Loss	Preamp Factor	APos	TPos	Remark
	MHz	dBuV/m	dBuV/m	dB	dBuV	dB/m	dB	dB	cm	deg	
1	5825.00	108.42	------	------	94.55	36.36	10.24	32.73	100	60	PEAK

Avg — Fundamental

	Freq	Level	Limit Line	Margin	Read Level	Ant Factor	Cable Loss	Preamp Factor	APos	TPos	Remark
	MHz	dBuV/m	dBuV/m	dB	dBuV	dB/m	dB	dB	cm	deg	
1	5825.00	101.01	------	------	87.12	36.37	10.25	32.73	100	60	AVERAGE

Mode	56	
	Band Edge	
	U-NII-3_5.725-5.85_802.11be EHT20_CH165_Small RU54+4_5825MHz	
ANT	CDD 6+17	
Pol.	Vertical	Fundamental
Peak	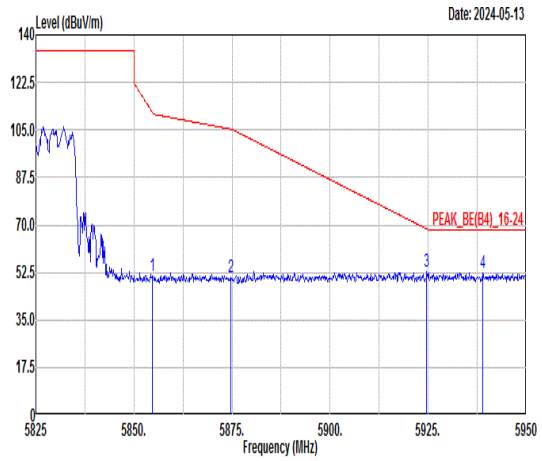 Freq Level Limit Line Margin Read Level Ant Factor Cable Loss Preamp Factor APos TPos Remark MHz dBuV/m dBuV/m dB dBuV dB/m dB dB cm deg 1 5854.63 51.48 111.65 -60.17 37.53 36.40 10.29 32.74 400 198 PEAK 2 5874.75 50.72 105.27 -54.55 36.72 36.42 10.33 32.75 400 198 PEAK 3 5924.63 52.69 68.58 -15.89 38.53 36.49 10.44 32.77 400 198 PEAK 4 5938.88 52.35 68.30 -15.95 38.15 36.51 10.47 32.78 400 198 PEAK	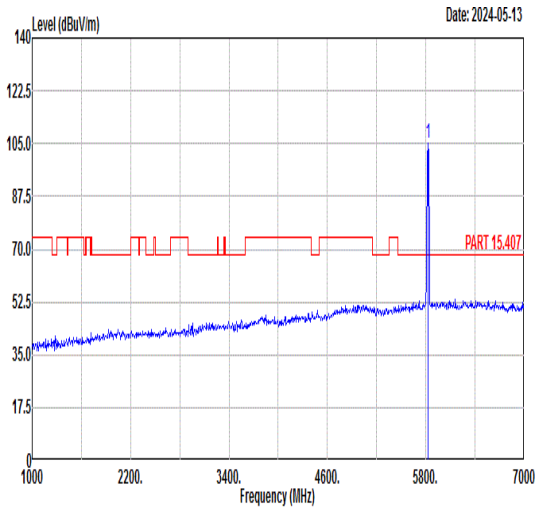 Freq Level Limit Line Margin Read Level Ant Factor Cable Loss Preamp Factor APos TPos Remark MHz dBuV/m dBuV/m dB dBuV dB/m dB dB cm deg 1 5825.00 105.12 ------ ------ 91.27 36.35 10.23 32.73 400 198 PEAK
Avg	Blank	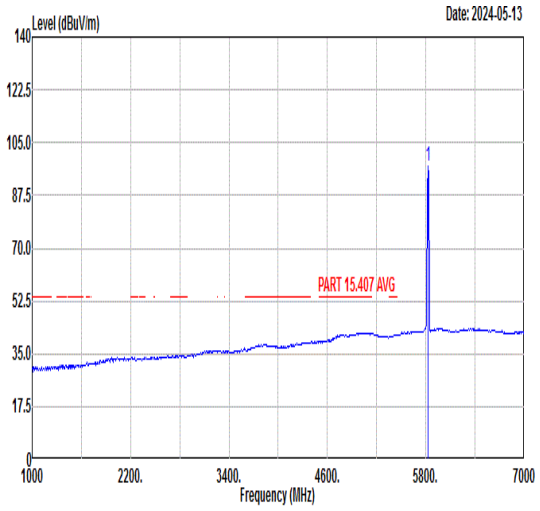 Freq Level Limit Line Margin Read Level Ant Factor Cable Loss Preamp Factor APos TPos Remark MHz dBuV/m dBuV/m dB dBuV dB/m dB dB cm deg 1 5825.00 97.23 ------ ------ 83.36 36.36 10.24 32.73 400 198 AVERAGE