Mode	6	
	Band Edge	
	2400-2483.5_802.11g_CH11_2462MHz	
ANT	CDD 7+16	
Pol.	Vertical	Fundamental
Peak	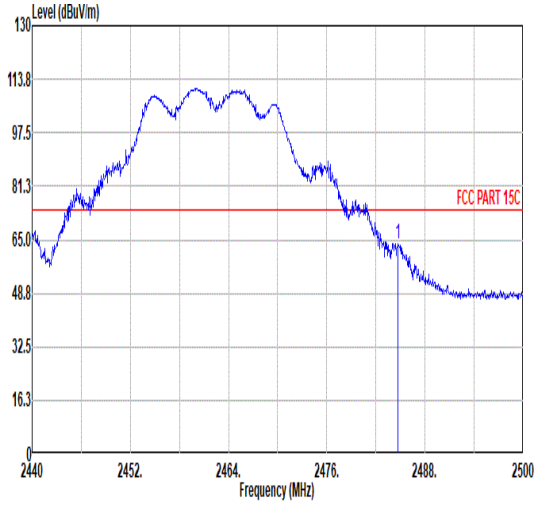 Freq Level Limit Line Margin Read Level Ant Factor Cable Loss Preamp Factor Aux Factor APos TPos Remark MHz dBuV/m dBuV/m dB dBuV dB/m dB dB dB cm deg 1 2484.70 63.95 74.00 -10.05 55.23 32.24 7.33 36.85 6.00 381 72 PEAK	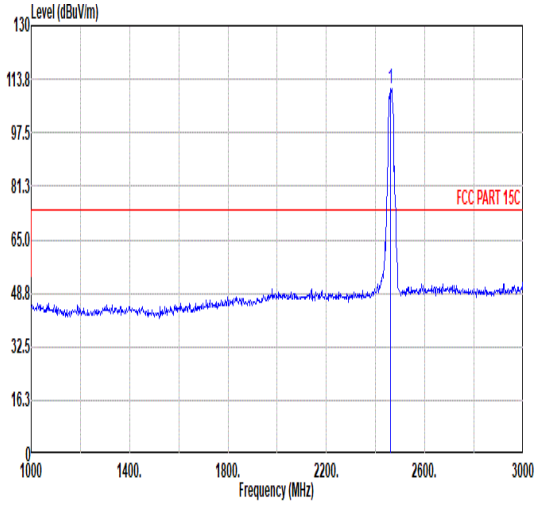 Freq Level Limit Line Margin Read Level Ant Factor Cable Loss Preamp Factor Aux Factor APos TPos Remark MHz dBuV/m dBuV/m dB dBuV dB/m dB dB dB cm deg 1 2462.00 110.98 ------ ------ 102.40 32.14 7.29 36.85 6.00 381 72 PEAK
Avg	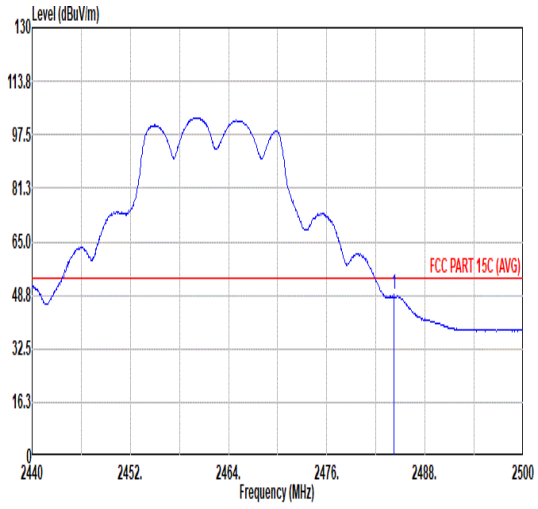 Freq Level Limit Line Margin Read Level Ant Factor Cable Loss Preamp Factor Aux Factor APos TPos Remark MHz dBuV/m dBuV/m dB dBuV dB/m dB dB dB cm deg 1 2484.22 48.82 54.00 -5.18 40.10 32.24 7.33 36.85 6.00 381 72 AVERAGE	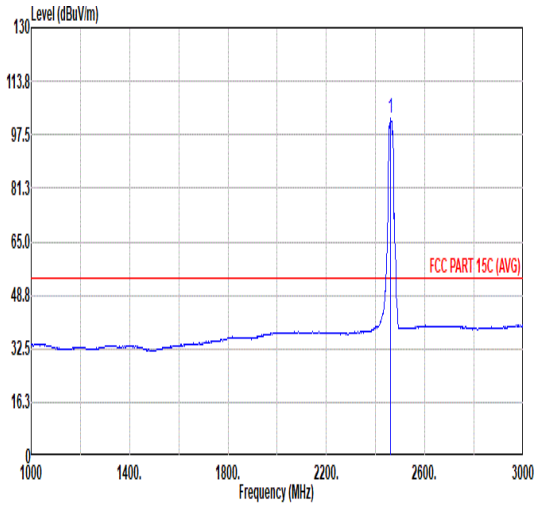 Freq Level Limit Line Margin Read Level Ant Factor Cable Loss Preamp Factor Aux Factor APos TPos Remark MHz dBuV/m dBuV/m dB dBuV dB/m dB dB dB cm deg 1 2462.00 102.58 ------ ------ 94.00 32.14 7.29 36.85 6.00 381 72 AVERAGE

Mode	6	
	Harmonic	
	2400-2483.5_802.11g_CH11_2462MHz	
ANT	CDD 7+16	
Pol.	Horizontal	Vertical
Peak Avg	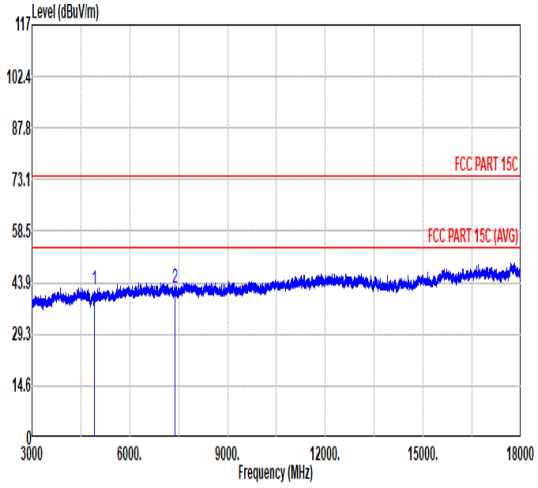 Freq Level Limit Line Margin Read Level Ant Factor Cable Loss Preamp Factor Aux Factor APos TPos Remark MHz dBuV/m dBuV/m dB dBuV dB/m dB dB dB cm deg 1 4924.00 41.90 74.00 -32.10 63.45 33.92 10.40 65.87 0.00 -- -- PEAK 2 7386.00 42.51 74.00 -31.49 60.44 35.60 12.88 66.41 0.00 -- -- PEAK	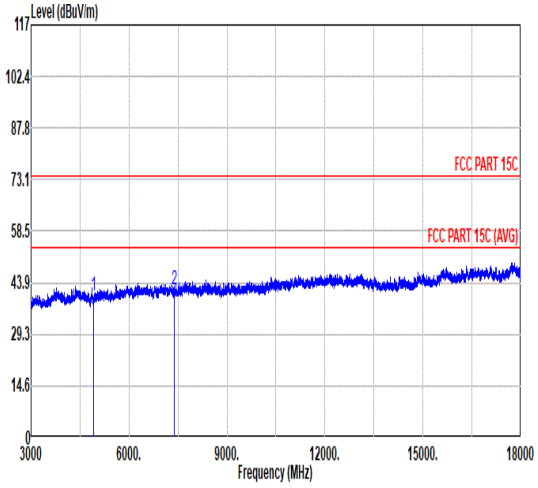 Freq Level Limit Line Margin Read Level Ant Factor Cable Loss Preamp Factor Aux Factor APos TPos Remark MHz dBuV/m dBuV/m dB dBuV dB/m dB dB dB cm deg 1 4924.00 40.30 74.00 -33.70 61.85 33.92 10.40 65.87 0.00 -- -- PEAK 2 7386.00 42.16 74.00 -31.84 60.09 35.60 12.88 66.41 0.00 -- -- PEAK

Mode	6	
	18-25G	
	2400-2483.5_802.11g_CH11_2462MHz	
ANT	CDD 7+16	
Pol.	Horizontal	Vertical
Peak Avg	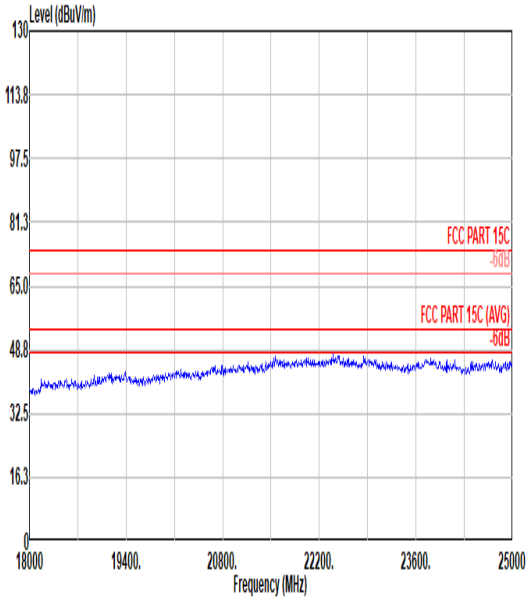	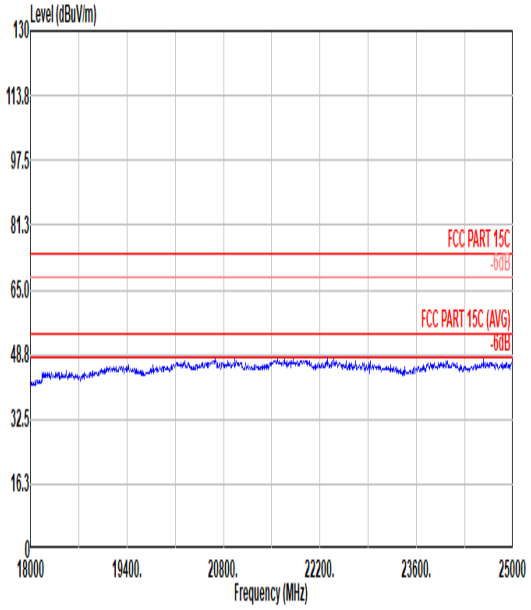

Note: Only the worst case has assessed 18G ~25GHz to test.

Mode	7	
	Band Edge	
	2400-2483.5_802.11ax HE20_CH01_Full _2412MHz	
ANT	CDD 7+16	
Pol.	Horizontal	Fundamental
Peak	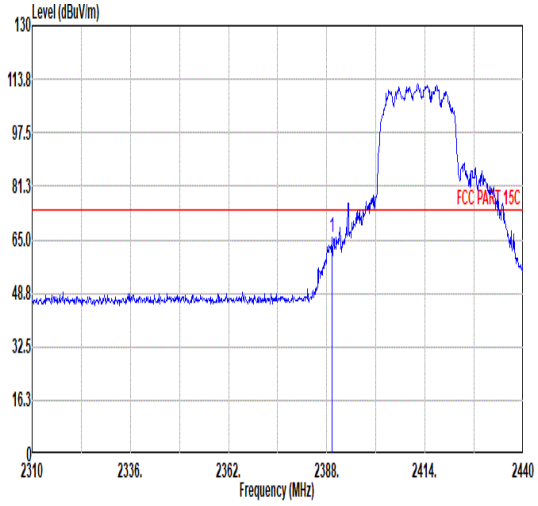 Freq Level Limit Line Margin Read Level Ant Factor Cable Loss Preamp Factor Aux Factor APos TPos Remark MHz dBuV/m dBuV/m dB dBuV dB/m dB dB dB cm deg 1 2389.30 65.73 74.00 -8.27 57.60 31.83 7.16 36.86 6.00 100 154 PEAK	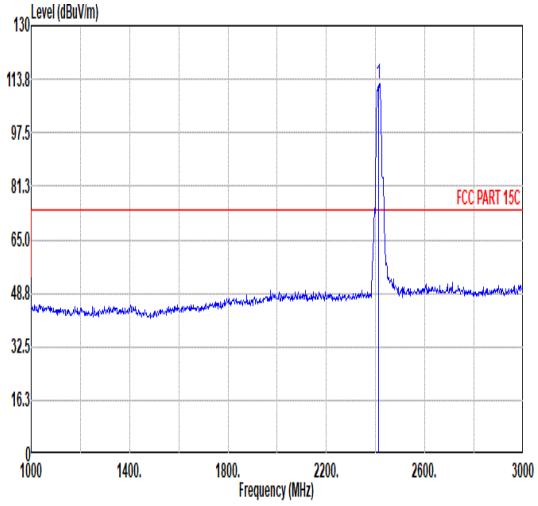 Freq Level Limit Line Margin Read Level Ant Factor Cable Loss Preamp Factor Aux Factor APos TPos Remark MHz dBuV/m dBuV/m dB dBuV dB/m dB dB dB cm deg 1 2412.00 112.34 ------ ------ 104.03 31.96 7.21 36.86 6.00 100 154 PEAK
Avg	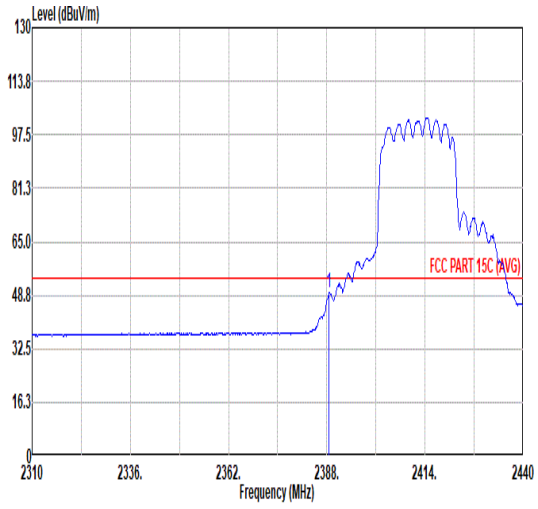 Freq Level Limit Line Margin Read Level Ant Factor Cable Loss Preamp Factor Aux Factor APos TPos Remark MHz dBuV/m dBuV/m dB dBuV dB/m dB dB dB cm deg 1 2388.65 49.57 54.00 -4.43 41.45 31.82 7.16 36.86 6.00 100 154 AVERAGE	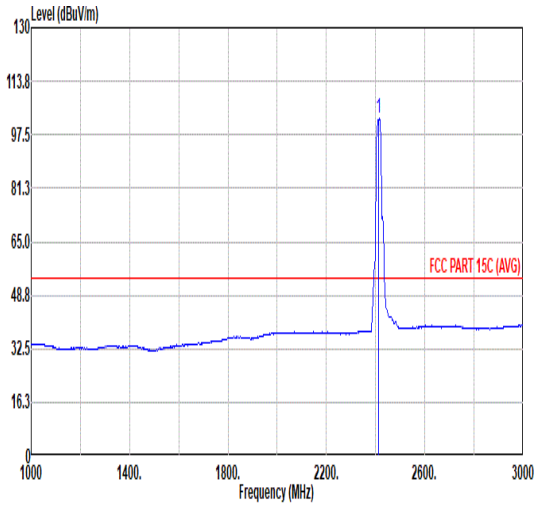 Freq Level Limit Line Margin Read Level Ant Factor Cable Loss Preamp Factor Aux Factor APos TPos Remark MHz dBuV/m dBuV/m dB dBuV dB/m dB dB dB cm deg 1 2412.00 102.63 ------ ------ 94.32 31.96 7.21 36.86 6.00 100 154 AVERAGE
Mode	7	

	Band Edge	
	2400-2483.5_802.11ax HE20_CH01_Full _2412MHz	
ANT	CDD 7+16	
Pol.	Vertical	Fundamental
Peak	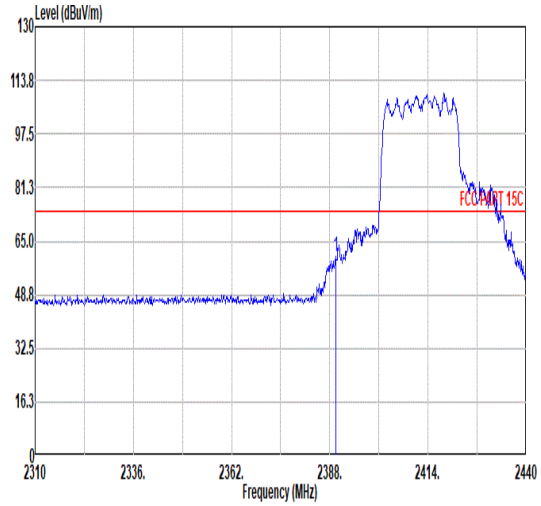 Freq Level Limit Line Margin Read Level Ant Factor Cable Loss Preamp Factor Aux Factor APos TPos Remark MHz dBuV/m dBuV/m dB dBuV dB/m dB dB dB cm deg 1 2389.56 60.10 74.00 -13.90 51.97 31.83 7.16 36.86 6.00 397 62 PEAK	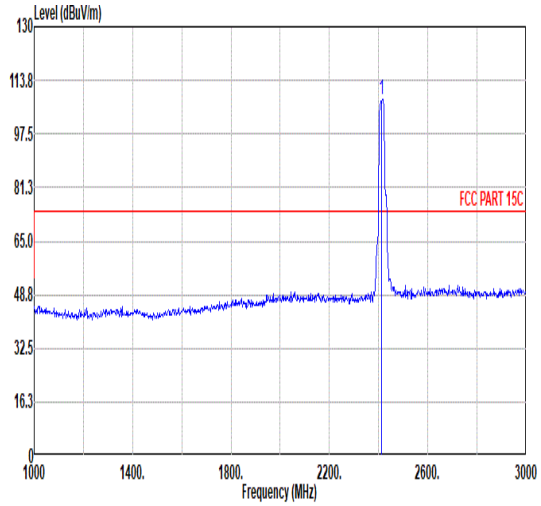 Freq Level Limit Line Margin Read Level Ant Factor Cable Loss Preamp Factor Aux Factor APos TPos Remark MHz dBuV/m dBuV/m dB dBuV dB/m dB dB dB cm deg 1 2412.00 108.13 ------ ------ 99.81 31.97 7.21 36.86 6.00 397 62 PEAK
Avg	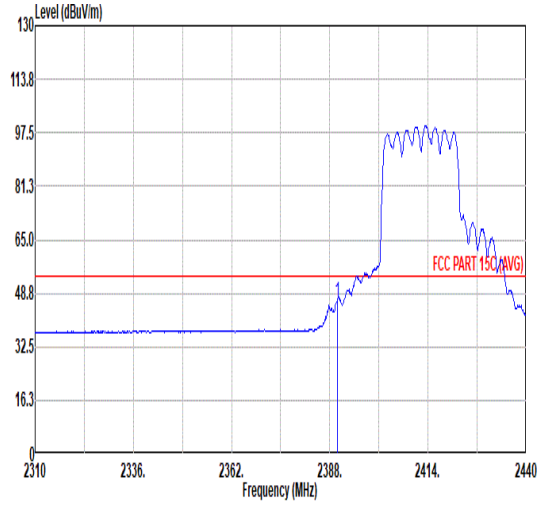 Freq Level Limit Line Margin Read Level Ant Factor Cable Loss Preamp Factor Aux Factor APos TPos Remark MHz dBuV/m dBuV/m dB dBuV dB/m dB dB dB cm deg 1 2389.95 46.34 54.00 -7.66 38.21 31.83 7.16 36.86 6.00 397 62 AVERAGE	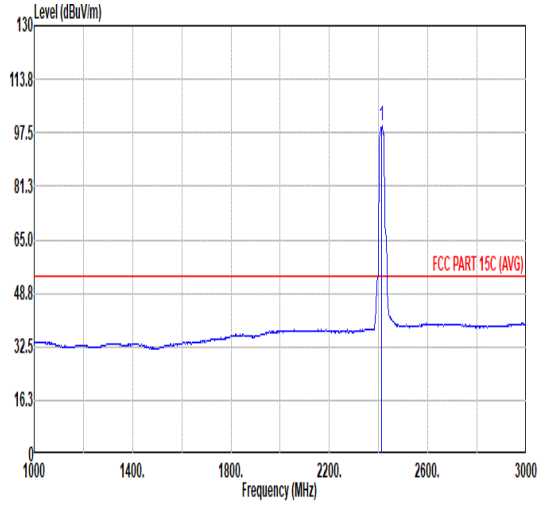 Freq Level Limit Line Margin Read Level Ant Factor Cable Loss Preamp Factor Aux Factor APos TPos Remark MHz dBuV/m dBuV/m dB dBuV dB/m dB dB dB cm deg 1 2412.00 99.38 ------ ------ 91.07 31.96 7.21 36.86 6.00 397 62 AVERAGE

Mode	7	
	Harmonic	
	2400-2483.5_802.11ax HE20_CH01_Full _2412MHz	
ANT	CDD 7+16	
Pol.	Horizontal	Vertical
Peak Avg	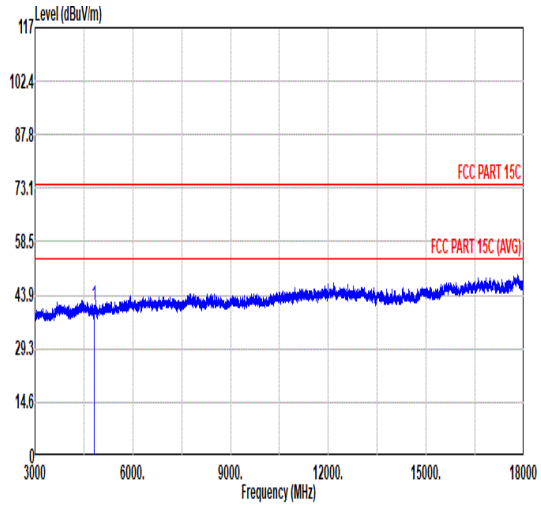 Freq Level Limit Line Margin Read Level Ant Factor Cable Loss Preamp Factor Aux Factor APos TPos Remark MHz dBuV/m dBuV/m dB dBuV dB/m dB dB dB cm deg 1 4824.00 40.87 74.00 -33.13 62.27 34.05 10.29 65.74 0.00 -- -- PEAK	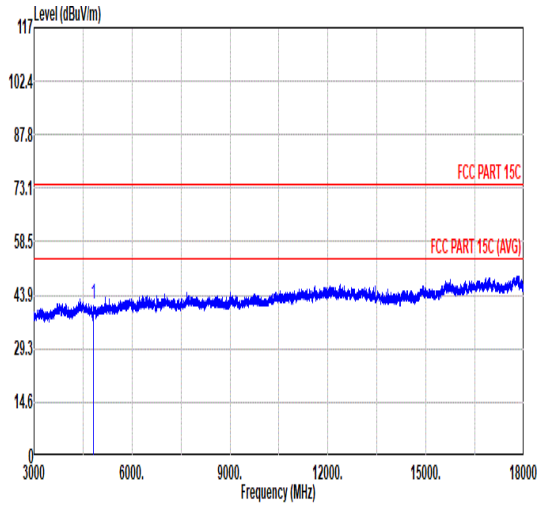 Freq Level Limit Line Margin Read Level Ant Factor Cable Loss Preamp Factor Aux Factor APos TPos Remark MHz dBuV/m dBuV/m dB dBuV dB/m dB dB dB cm deg 1 4824.00 41.42 74.00 -32.58 62.82 34.05 10.29 65.74 0.00 -- -- PEAK

Mode	8	
	Harmonic	
	2400-2483.5_802.11ax HE20_CH06_Full _2437MHz	
ANT	CDD 7+16	
Pol.	Horizontal	Vertical
Peak Avg	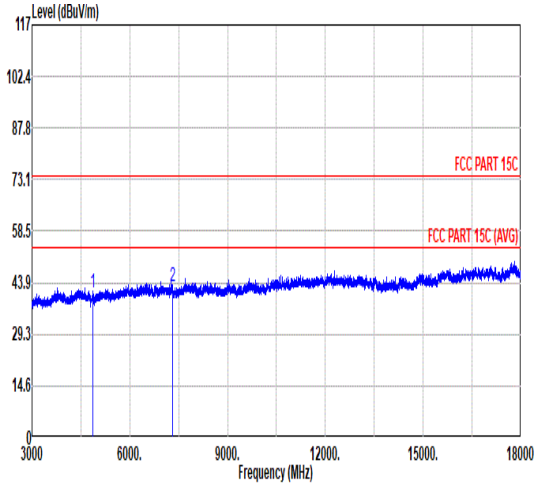 Freq Level Limit Line Margin Read Level Ant Factor Cable Loss Preamp Factor Aux Factor APos TPos Remark MHz dBuV/m dBuV/m dB dBuV dB/m dB dB dB cm deg 1 4874.00 41.04 74.00 -32.96 62.55 33.95 10.34 65.80 0.00 -- -- PEAK 2 7311.00 42.73 74.00 -31.27 60.62 35.60 12.78 66.27 0.00 -- -- PEAK	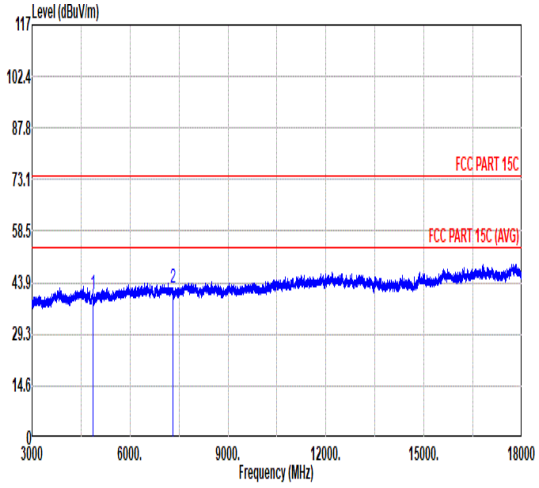 Freq Level Limit Line Margin Read Level Ant Factor Cable Loss Preamp Factor Aux Factor APos TPos Remark MHz dBuV/m dBuV/m dB dBuV dB/m dB dB dB cm deg 1 4874.00 40.62 74.00 -33.38 62.13 33.95 10.34 65.80 0.00 -- -- PEAK 2 7311.00 42.34 74.00 -31.66 60.23 35.60 12.78 66.27 0.00 -- -- PEAK

Mode	9	
	Band Edge	
	2400-2483.5_802.11ax HE20_CH11_Full _2462MHz	
ANT	CDD 7+16	
Pol.	Horizontal	Fundamental
Peak	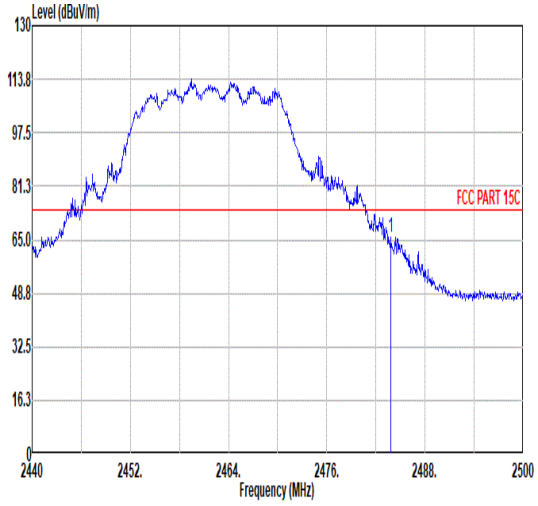 Freq Level Limit Line Margin Read Level Ant Factor Cable Loss Preamp Factor Aux Factor APos TPos Remark MHz dBuV/m dBuV/m dB dBuV dB/m dB dB dB cm deg 1 2483.86 65.69 74.00 -8.31 56.97 32.24 7.33 36.85 6.00 100 105 PEAK	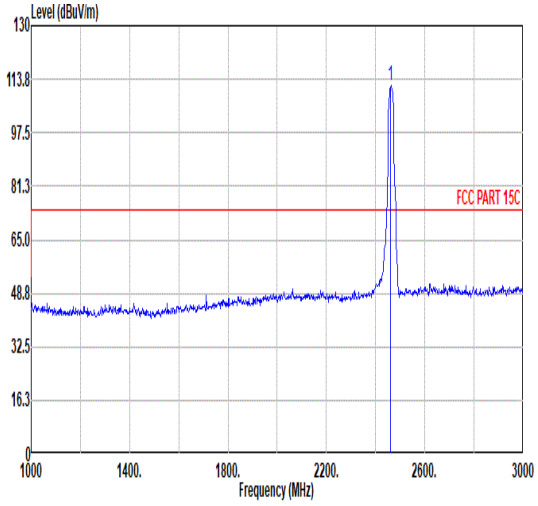 Freq Level Limit Line Margin Read Level Ant Factor Cable Loss Preamp Factor Aux Factor APos TPos Remark MHz dBuV/m dBuV/m dB dBuV dB/m dB dB dB cm deg 1 2462.00 112.02 ------ ------ 103.41 32.16 7.30 36.85 6.00 100 105 PEAK
Avg	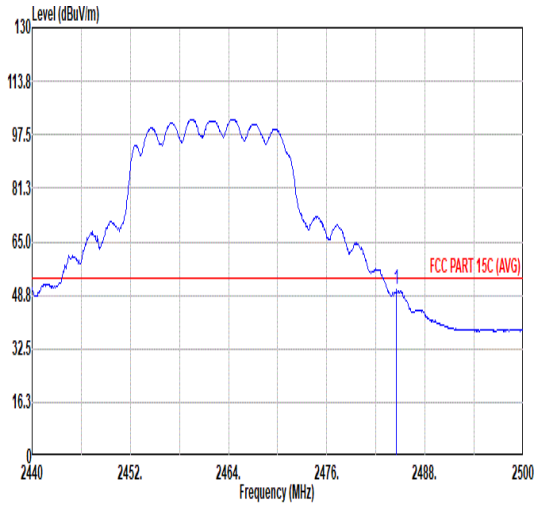 Freq Level Limit Line Margin Read Level Ant Factor Cable Loss Preamp Factor Aux Factor APos TPos Remark MHz dBuV/m dBuV/m dB dBuV dB/m dB dB dB cm deg 1 2484.52 50.42 54.00 -3.58 41.70 32.24 7.33 36.85 6.00 100 105 AVERAGE	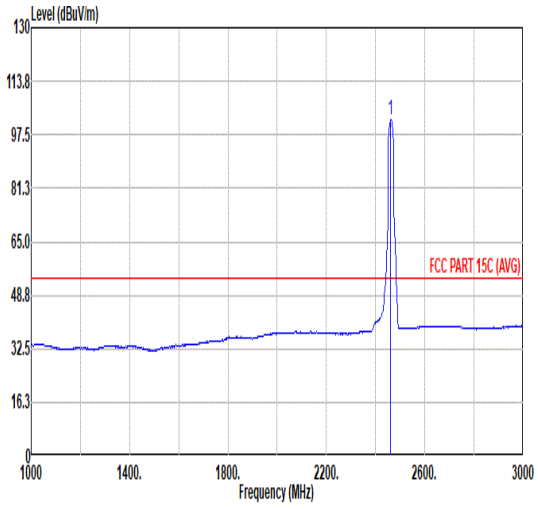 Freq Level Limit Line Margin Read Level Ant Factor Cable Loss Preamp Factor Aux Factor APos TPos Remark MHz dBuV/m dBuV/m dB dBuV dB/m dB dB dB cm deg 1 2462.00 102.13 ------ ------ 93.52 32.16 7.30 36.85 6.00 100 105 AVERAGE

Mode	9	
	Band Edge	
	2400-2483.5_802.11ax HE20_CH11_Full _2462MHz	
ANT	CDD 7+16	
Pol.	Vertical	Fundamental
Peak	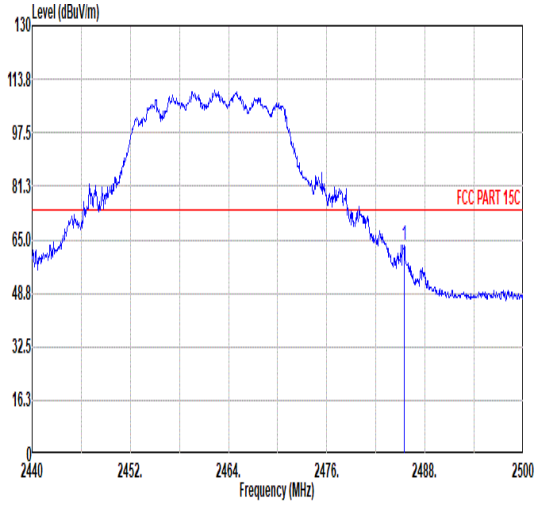 Freq Level Limit Line Margin Read Level Ant Factor Cable Loss Preamp Factor Aux Factor APos TPos Remark MHz dBuV/m dBuV/m dB dBuV dB/m dB dB dB cm deg 1 2485.48 63.48 74.00 -10.52 54.76 32.24 7.33 36.85 6.00 383 75 PEAK	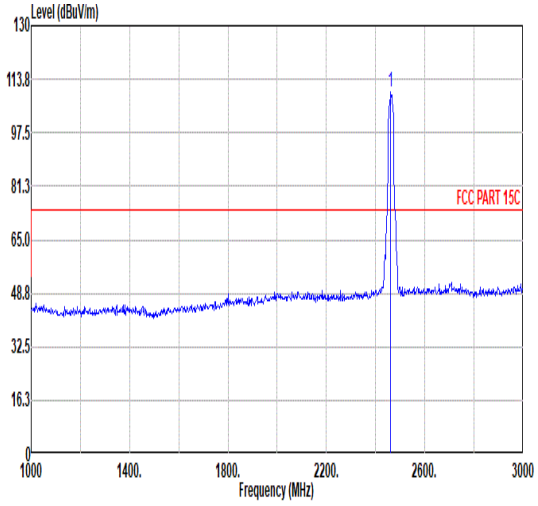 Freq Level Limit Line Margin Read Level Ant Factor Cable Loss Preamp Factor Aux Factor APos TPos Remark MHz dBuV/m dBuV/m dB dBuV dB/m dB dB dB cm deg 1 2462.00 109.89 ------ ------ 101.30 32.15 7.29 36.85 6.00 383 75 PEAK
Avg	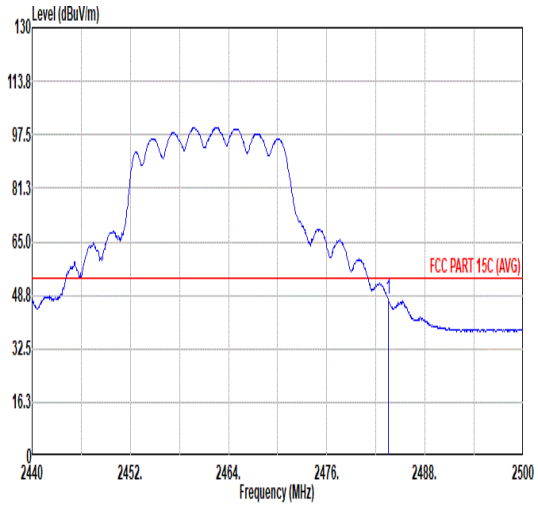 Freq Level Limit Line Margin Read Level Ant Factor Cable Loss Preamp Factor Aux Factor APos TPos Remark MHz dBuV/m dBuV/m dB dBuV dB/m dB dB dB cm deg 1 2483.50 47.50 54.00 -6.50 38.79 32.23 7.33 36.85 6.00 383 75 AVERAGE	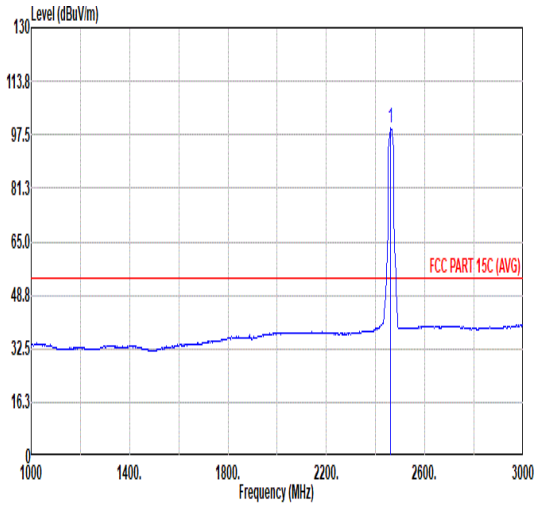 Freq Level Limit Line Margin Read Level Ant Factor Cable Loss Preamp Factor Aux Factor APos TPos Remark MHz dBuV/m dBuV/m dB dBuV dB/m dB dB dB cm deg 1 2462.00 99.58 ------ ------ 90.99 32.15 7.29 36.85 6.00 383 75 AVERAGE

Mode	9	
	Harmonic	
	2400-2483.5_802.11ax HE20_CH11_Full _2462MHz	
ANT	CDD 7+16	
Pol.	Horizontal	Vertical
Peak Avg	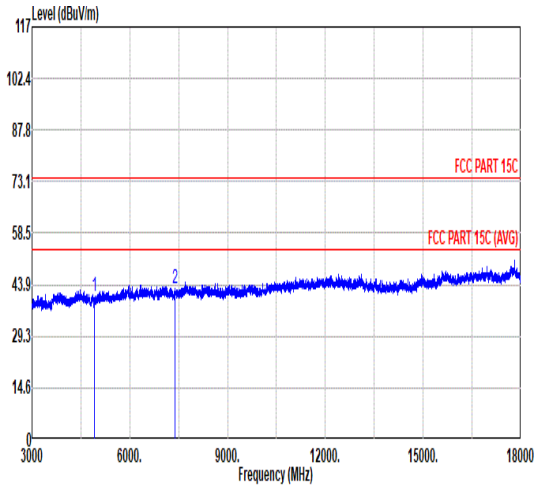 Freq Level Limit Line Margin Read Level Ant Factor Cable Loss Preamp Factor Aux Factor APos TPos Remark MHz dBuV/m dBuV/m dB dBuV dB/m dB dB dB cm deg 1 4924.00 40.58 74.00 -33.42 62.13 33.92 10.40 65.87 0.00 -- -- PEAK 2 7386.00 42.75 74.00 -31.25 60.68 35.60 12.88 66.41 0.00 -- -- PEAK	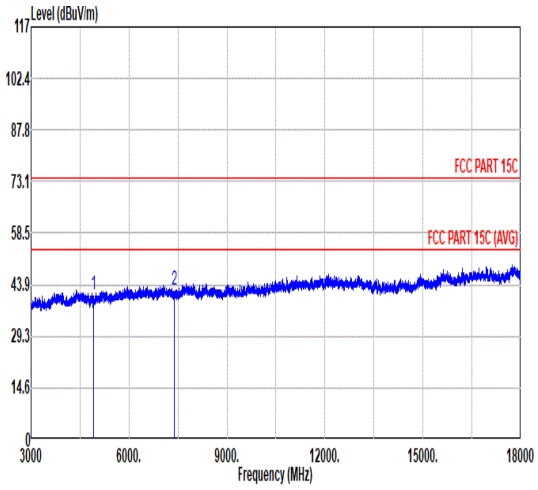 Freq Level Limit Line Margin Read Level Ant Factor Cable Loss Preamp Factor Aux Factor APos TPos Remark MHz dBuV/m dBuV/m dB dBuV dB/m dB dB dB cm deg 1 4924.00 40.86 74.00 -33.14 62.41 33.92 10.40 65.87 0.00 -- -- PEAK 2 7386.00 42.33 74.00 -31.67 60.26 35.60 12.88 66.41 0.00 -- -- PEAK

Mode	10	
	Band Edge - L	
	2400-2483.5_802.11ax HE40_CH03_Full _2422MHz	
ANT	CDD 7+16	
Pol.	Horizontal	Fundamental
Peak	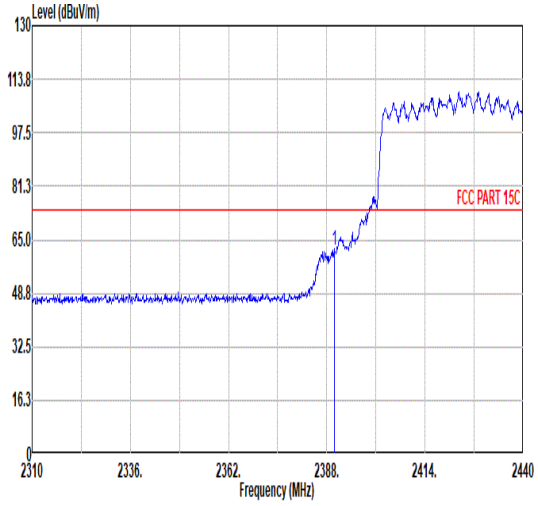 Freq Level Limit Line Margin Read Level Ant Factor Cable Loss Preamp Factor Aux Factor APos TPos Remark MHz dBuV/m dBuV/m dB dBuV dB/m dB dB dB cm deg 1 2389.95 61.92 74.00 -12.08 53.79 31.83 7.16 36.86 6.00 151 115 PEAK	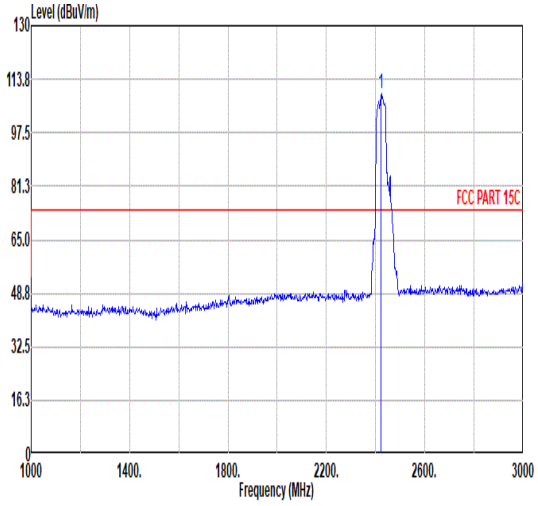 Freq Level Limit Line Margin Read Level Ant Factor Cable Loss Preamp Factor Aux Factor APos TPos Remark MHz dBuV/m dBuV/m dB dBuV dB/m dB dB dB cm deg 1 2422.00 109.26 ------ ------ 100.89 32.00 7.23 36.86 6.00 151 115 PEAK
Avg	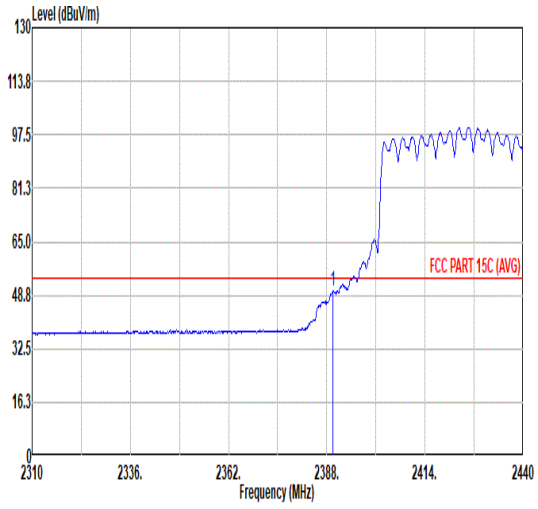 Freq Level Limit Line Margin Read Level Ant Factor Cable Loss Preamp Factor Aux Factor APos TPos Remark MHz dBuV/m dBuV/m dB dBuV dB/m dB dB dB cm deg 1 2389.69 49.93 54.00 -4.07 41.80 31.83 7.16 36.86 6.00 151 115 AVERAGE	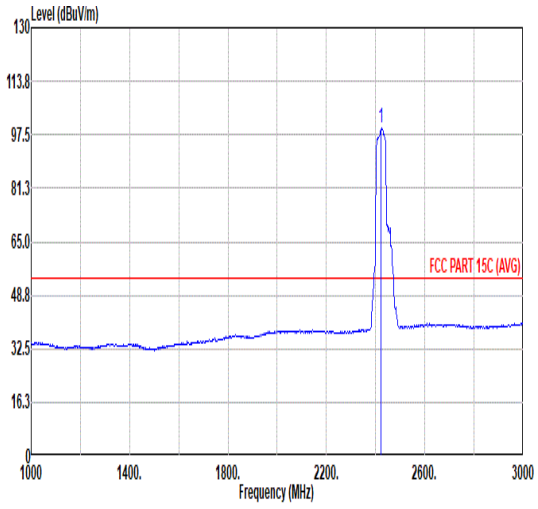 Freq Level Limit Line Margin Read Level Ant Factor Cable Loss Preamp Factor Aux Factor APos TPos Remark MHz dBuV/m dBuV/m dB dBuV dB/m dB dB dB cm deg 1 2422.00 99.60 ------ ------ 91.23 32.00 7.23 36.86 6.00 151 115 AVERAGE

Mode	10	
	Band Edge - R	
	2400-2483.5_802.11ax HE40_CH03_Full _2422MHz	
ANT	CDD 7+16	
Pol.	Horizontal	Fundamental
Peak	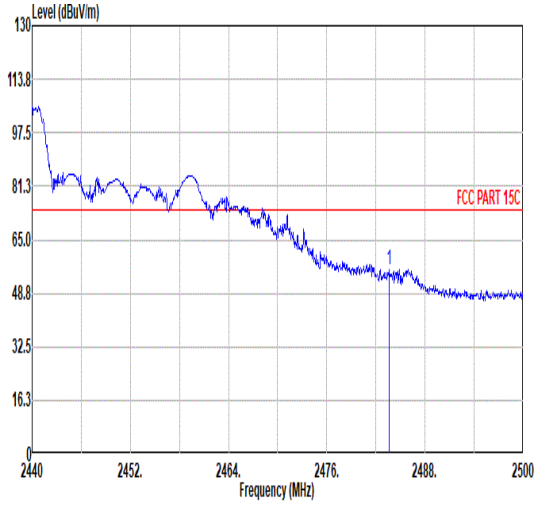 Limit Read Ant Cable Preamp Aux APos TPos Freq Level Line Margin Level Factor Loss Factor Factor Remark MHz dBuV/m dBuV/m dB dBuV dB/m dB dB dB cm deg 1 2483.62 56.10 74.00 -17.90 47.39 32.23 7.33 36.85 6.00 151 115 PEAK	Blank
Avg	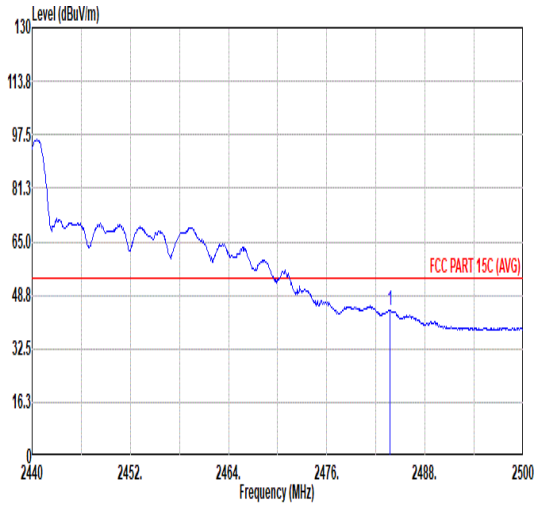 Limit Read Ant Cable Preamp Aux APos TPos Freq Level Line Margin Level Factor Loss Factor Factor Remark MHz dBuV/m dBuV/m dB dBuV dB/m dB dB dB cm deg 1 2483.68 44.12 54.00 -9.88 35.41 32.23 7.33 36.85 6.00 151 115 AVERAGE	Blank

Mode	10	
	Band Edge - L	
	2400-2483.5_802.11ax HE40_CH03_Full _2422MHz	
ANT	CDD 7+16	
Pol.	Vertical	Fundamental
Peak	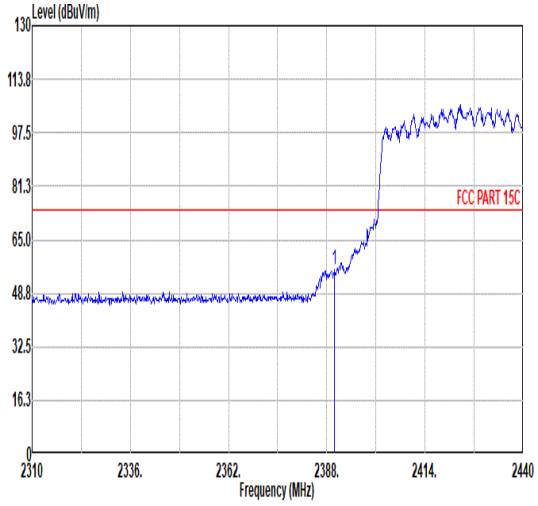 Freq Level Limit Line Margin Read Level Ant Factor Cable Loss Preamp Factor Aux Factor APos TPos Remark MHz dBuV/m dBuV/m dB dBuV dB/m dB dB dB cm deg 1 2389.95 56.02 74.00 -17.98 47.89 31.83 7.16 36.86 6.00 350 100 PEAK	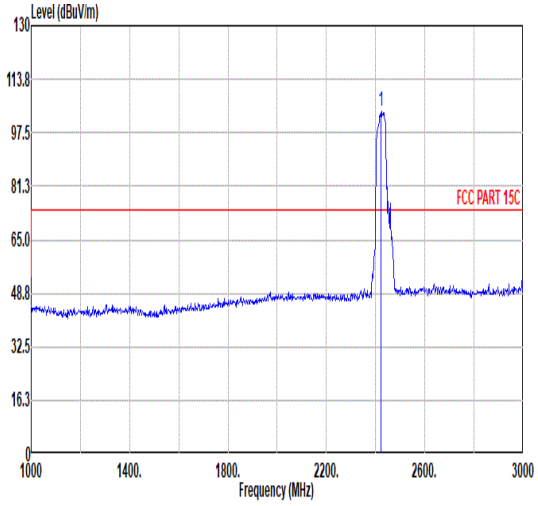 Freq Level Limit Line Margin Read Level Ant Factor Cable Loss Preamp Factor Aux Factor APos TPos Remark MHz dBuV/m dBuV/m dB dBuV dB/m dB dB dB cm deg 1 2422.00 104.02 ------ ------ 95.65 32.00 7.23 36.86 6.00 350 100 PEAK
Avg	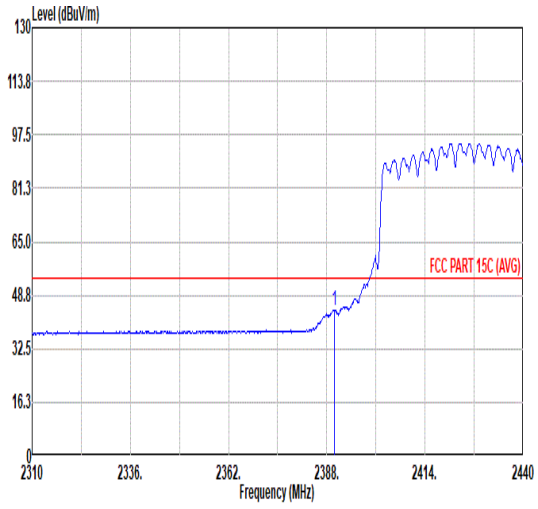 Freq Level Limit Line Margin Read Level Ant Factor Cable Loss Preamp Factor Aux Factor APos TPos Remark MHz dBuV/m dBuV/m dB dBuV dB/m dB dB dB cm deg 1 2389.95 44.34 54.00 -9.66 36.21 31.83 7.16 36.86 6.00 350 100 AVERAGE	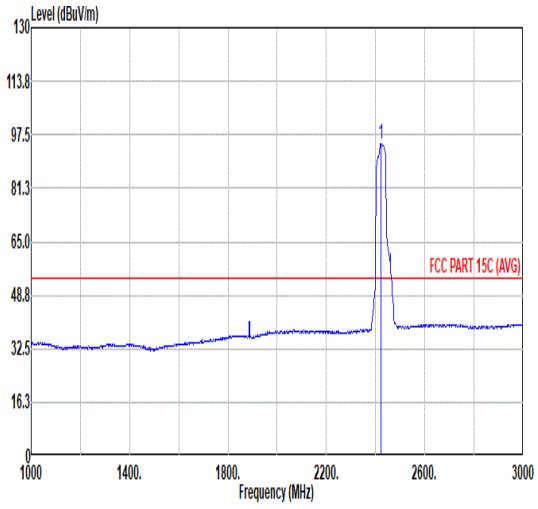 Freq Level Limit Line Margin Read Level Ant Factor Cable Loss Preamp Factor Aux Factor APos TPos Remark MHz dBuV/m dBuV/m dB dBuV dB/m dB dB dB cm deg 1 2422.00 94.81 ------ ------ 86.45 32.00 7.22 36.86 6.00 350 100 AVERAGE

Mode	10	
	Band Edge - R	
	2400-2483.5_802.11ax HE40_CH03_Full _2422MHz	
ANT	CDD 7+16	
Pol.	Vertical	Fundamental
Peak	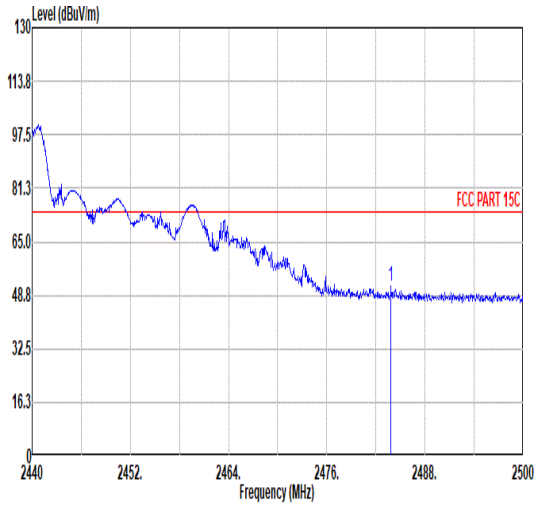 Limit Read Ant Cable Preamp Aux APos TPos Freq Level Line Margin Level Factor Loss Factor Factor Remark MHz dBuV/m dBuV/m dB dBuV dB/m dB dB dB cm deg 1 2483.86 51.37 74.00 -22.63 42.65 32.24 7.33 36.85 6.00 350 100 PEAK	Blank
Avg	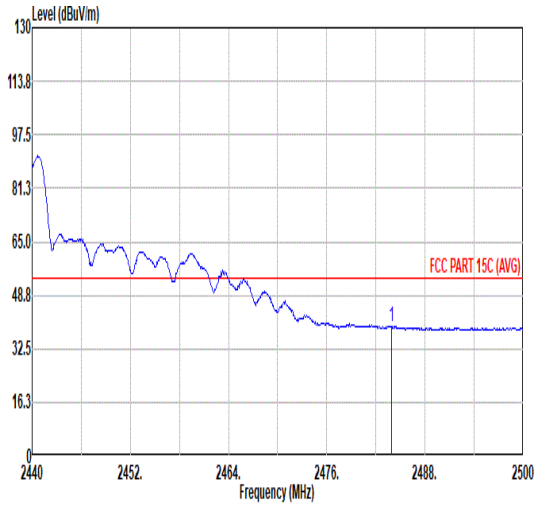 Limit Read Ant Cable Preamp Aux APos TPos Freq Level Line Margin Level Factor Loss Factor Factor Remark MHz dBuV/m dBuV/m dB dBuV dB/m dB dB dB cm deg 1 2483.92 39.38 54.00 -14.62 30.66 32.24 7.33 36.85 6.00 350 100 AVERAGE	Blank

Mode	10	
	Harmonic	
	2400-2483.5_802.11ax HE40_CH03_Full _2422MHz	
ANT	CDD 7+16	
Pol.	Horizontal	Vertical
Peak Avg	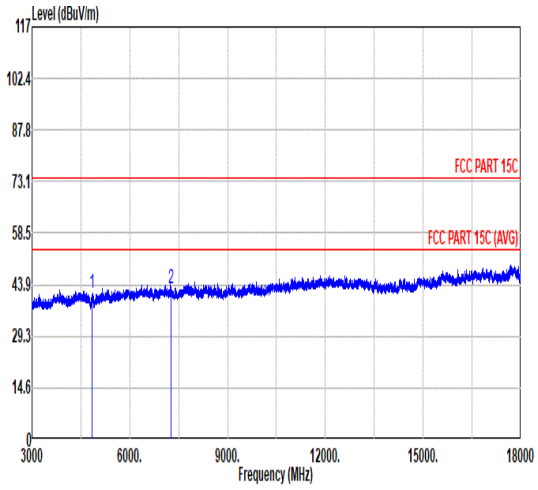 Freq Level Limit Line Margin Read Level Ant Factor Cable Loss Preamp Factor Aux Factor APos TPos Remark MHz dBuV/m dBuV/m dB dBuV dB/m dB dB dB cm deg 1 4844.00 41.57 74.00 -32.43 63.02 34.01 10.31 65.77 0.00 -- -- PEAK 2 7266.00 42.85 74.00 -31.15 60.73 35.60 12.71 66.19 0.00 -- -- PEAK	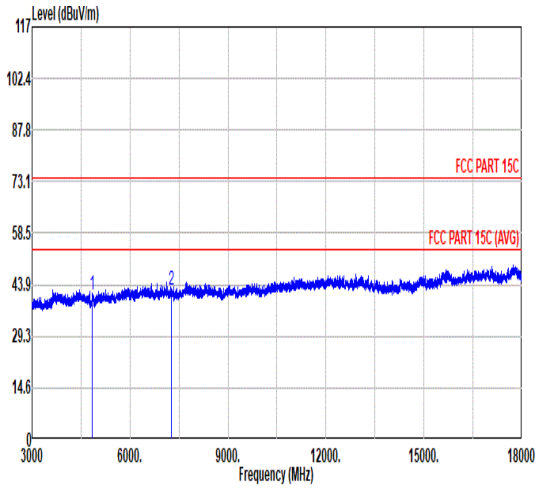 Freq Level Limit Line Margin Read Level Ant Factor Cable Loss Preamp Factor Aux Factor APos TPos Remark MHz dBuV/m dBuV/m dB dBuV dB/m dB dB dB cm deg 1 4844.00 41.09 74.00 -32.91 62.54 34.01 10.31 65.77 0.00 -- -- PEAK 2 7266.00 42.29 74.00 -31.71 60.17 35.60 12.71 66.19 0.00 -- -- PEAK

Mode	11	
	Harmonic	
	2400-2483.5_802.11ax HE40_CH06_Full _2437MHz	
ANT	CDD 7+16	
Pol.	Horizontal	Vertical
Peak Avg	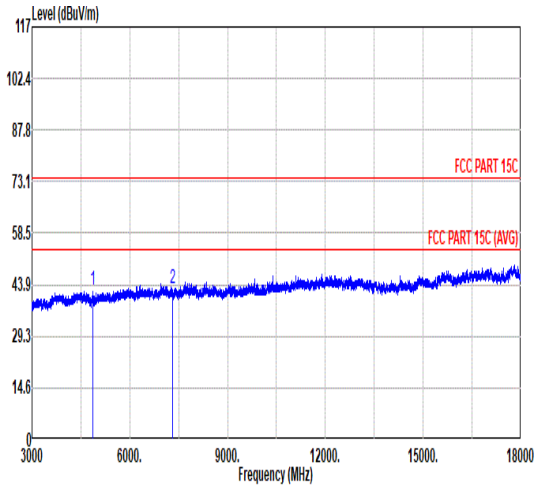 Freq Level Limit Line Margin Read Level Ant Factor Cable Loss Preamp Factor Aux Factor APos TPos Remark MHz dBuV/m dBuV/m dB dBuV dB/m dB dB dB cm deg 1 4874.00 42.60 74.00 -31.40 64.11 33.95 10.34 65.80 0.00 -- -- PEAK 2 7311.00 42.73 74.00 -31.27 60.62 35.60 12.78 66.27 0.00 -- -- PEAK	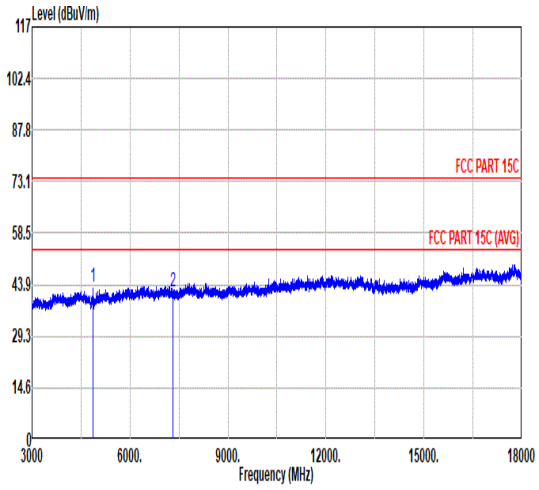 Freq Level Limit Line Margin Read Level Ant Factor Cable Loss Preamp Factor Aux Factor APos TPos Remark MHz dBuV/m dBuV/m dB dBuV dB/m dB dB dB cm deg 1 4874.00 43.41 74.00 -30.59 64.92 33.95 10.34 65.80 0.00 -- -- PEAK 2 7311.00 41.91 74.00 -32.09 59.80 35.60 12.78 66.27 0.00 -- -- PEAK

Mode	12	
	Band Edge - L	
	2400-2483.5_802.11ax HE40_CH09_Full _2452MHz	
ANT	CDD 7+16	
Pol.	Horizontal	Fundamental
Peak	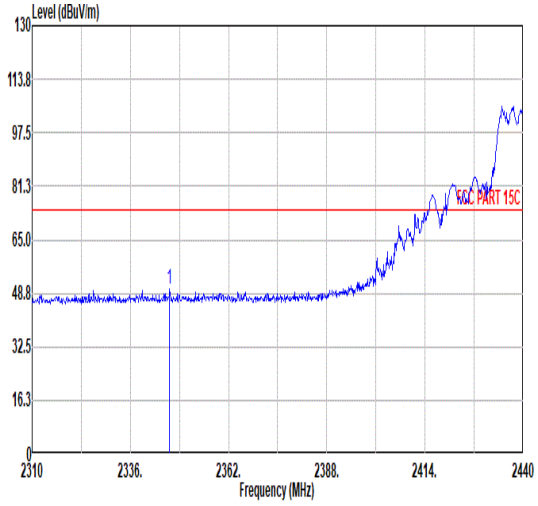 Freq Level Limit Line Margin Read Level Ant Factor Cable Loss Preamp Factor Aux Factor APos TPos Remark MHz dBuV/m dBuV/m dB dBuV dB/m dB dB dB cm deg 1 2346.40 49.91 74.00 -24.09 42.17 31.52 7.09 36.87 6.00 123 113 PEAK	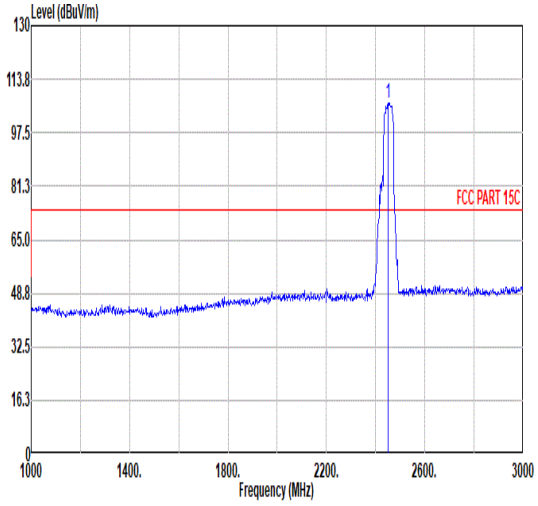 Freq Level Limit Line Margin Read Level Ant Factor Cable Loss Preamp Factor Aux Factor APos TPos Remark MHz dBuV/m dBuV/m dB dBuV dB/m dB dB dB cm deg 1 2452.00 106.66 ------ ------ 98.10 32.13 7.28 36.85 6.00 123 113 PEAK
Avg	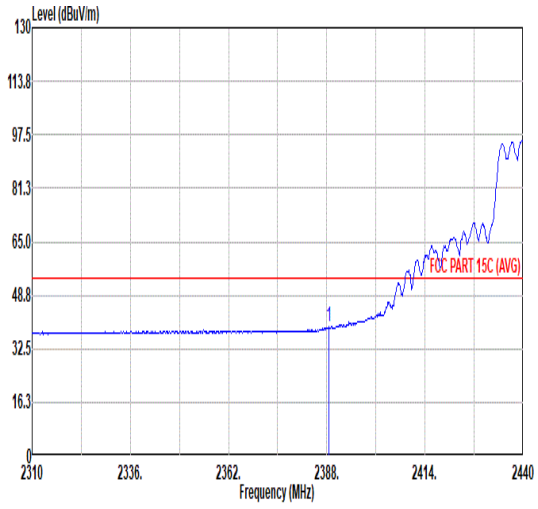 Freq Level Limit Line Margin Read Level Ant Factor Cable Loss Preamp Factor Aux Factor APos TPos Remark MHz dBuV/m dBuV/m dB dBuV dB/m dB dB dB cm deg 1 2388.65 39.21 54.00 -14.79 31.09 31.82 7.16 36.86 6.00 123 113 AVERAGE	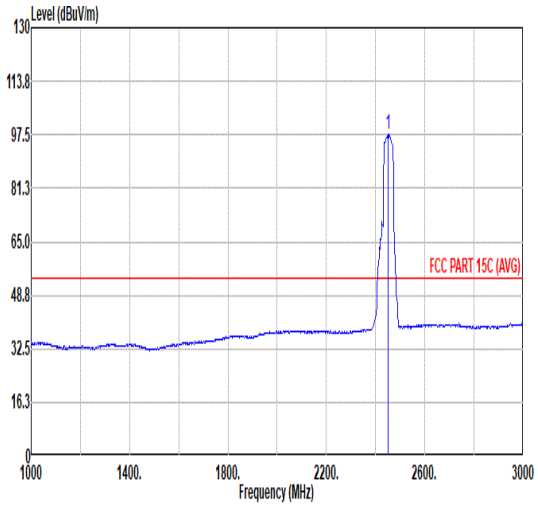 Freq Level Limit Line Margin Read Level Ant Factor Cable Loss Preamp Factor Aux Factor APos TPos Remark MHz dBuV/m dBuV/m dB dBuV dB/m dB dB dB cm deg 1 2452.00 97.46 ------ ------ 88.92 32.12 7.28 36.86 6.00 123 113 AVERAGE

Mode	12	
	Band Edge - R	
	2400-2483.5_802.11ax HE40_CH09_Full _2452MHz	
ANT	CDD 7+16	
Pol.	Horizontal	Fundamental
Peak	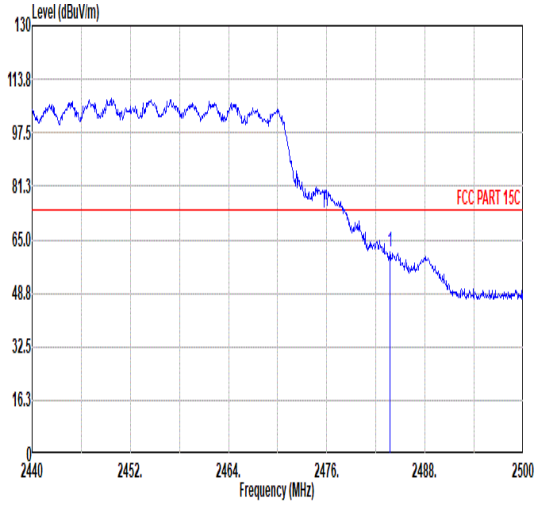 Freq Level Limit Line Margin Read Level Ant Factor Cable Loss Preamp Factor Aux Factor APos TPos Remark MHz dBuV/m dBuV/m dB dBuV dB/m dB dB dB cm deg 1 2483.74 61.32 74.00 -12.68 52.61 32.23 7.33 36.85 6.00 123 113 PEAK	Blank
Avg	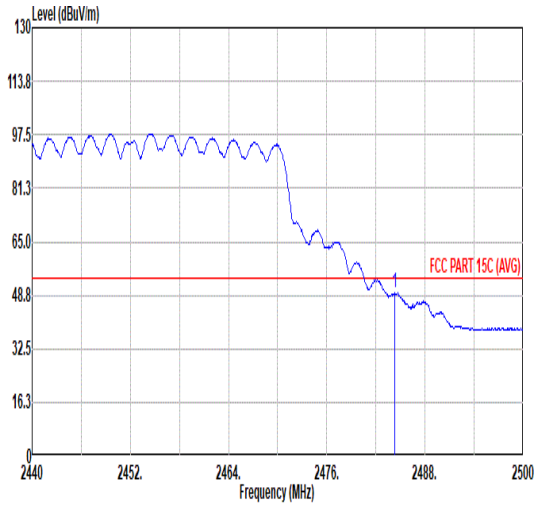 Freq Level Limit Line Margin Read Level Ant Factor Cable Loss Preamp Factor Aux Factor APos TPos Remark MHz dBuV/m dBuV/m dB dBuV dB/m dB dB dB cm deg 1 2484.34 49.41 54.00 -4.59 40.69 32.24 7.33 36.85 6.00 123 113 AVERAGE	Blank

Mode	12	
	Band Edge - L	
	2400-2483.5_802.11ax HE40_CH09_Full _2452MHz	
ANT	CDD 7+16	
Pol.	Vertical	Fundamental
Peak	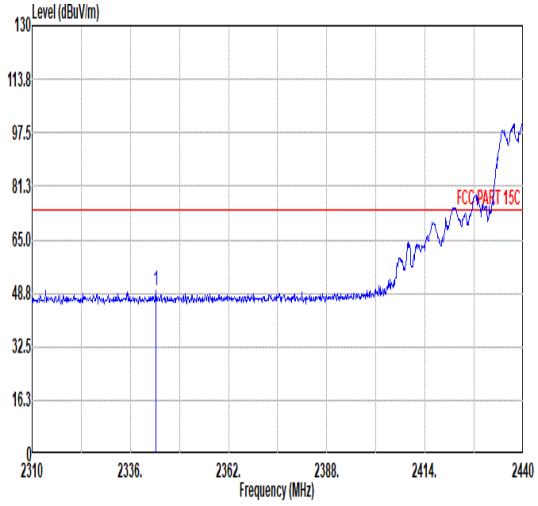 Freq Level Limit Line Margin Read Level Ant Factor Cable Loss Preamp Factor Aux Factor APos TPos Remark MHz dBuV/m dBuV/m dB dBuV dB/m dB dB dB cm deg 1 2342.76 49.56 74.00 -24.44 41.84 31.50 7.09 36.87 6.00 383 73 PEAK	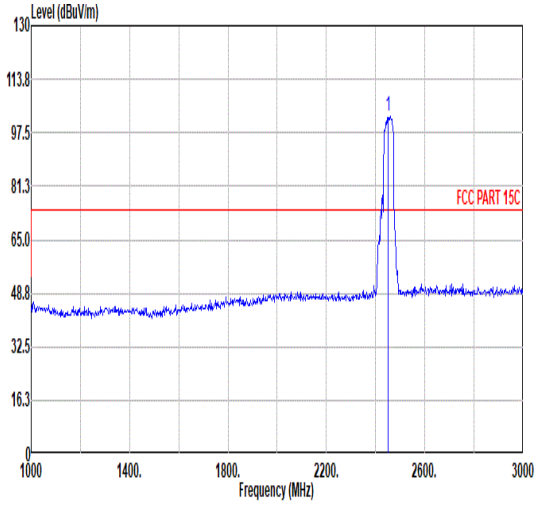 Freq Level Limit Line Margin Read Level Ant Factor Cable Loss Preamp Factor Aux Factor APos TPos Remark MHz dBuV/m dBuV/m dB dBuV dB/m dB dB dB cm deg 1 2452.00 102.32 ------ ------ 93.73 32.15 7.29 36.85 6.00 383 73 PEAK
Avg	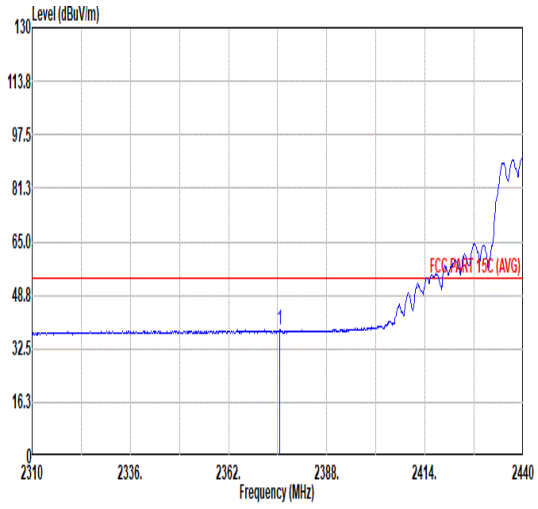 Freq Level Limit Line Margin Read Level Ant Factor Cable Loss Preamp Factor Aux Factor APos TPos Remark MHz dBuV/m dBuV/m dB dBuV dB/m dB dB dB cm deg 1 2375.52 38.24 54.00 -15.76 30.23 31.73 7.14 36.86 6.00 383 73 AVERAGE	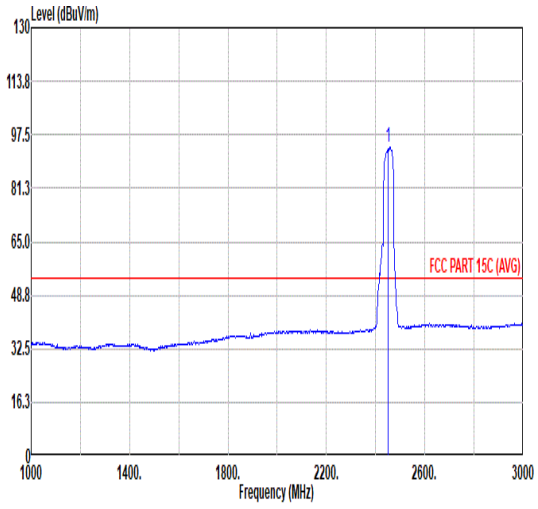 Freq Level Limit Line Margin Read Level Ant Factor Cable Loss Preamp Factor Aux Factor APos TPos Remark MHz dBuV/m dBuV/m dB dBuV dB/m dB dB dB cm deg 1 2452.00 93.50 ------ ------ 84.94 32.13 7.28 36.85 6.00 383 73 AVERAGE

Mode	12	
	Band Edge - R	
	2400-2483.5_802.11ax HE40_CH09_Full _2452MHz	
ANT	CDD 7+16	
Pol.	Vertical	Fundamental
Peak	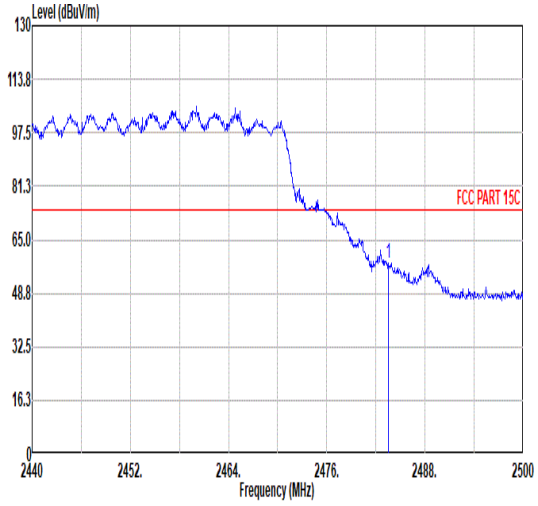 Freq Level Limit Line Margin Read Level Ant Factor Cable Loss Preamp Factor Aux Factor APos TPos Remark MHz dBuV/m dBuV/m dB dBuV dB/m dB dB dB cm deg 1 2483.50 58.12 74.00 -15.88 49.41 32.23 7.33 36.85 6.00 383 73 PEAK	Blank
Avg	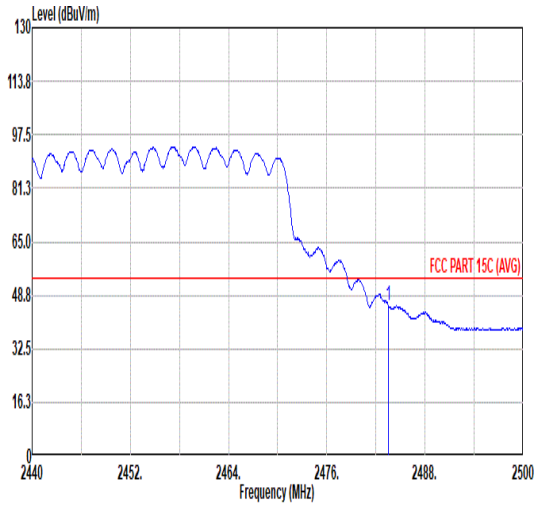 Freq Level Limit Line Margin Read Level Ant Factor Cable Loss Preamp Factor Aux Factor APos TPos Remark MHz dBuV/m dBuV/m dB dBuV dB/m dB dB dB cm deg 1 2483.50 45.80 54.00 -8.20 37.09 32.23 7.33 36.85 6.00 383 73 AVERAGE	Blank

Mode	12	
	Harmonic	
	2400-2483.5_802.11ax HE40_CH09_Full _2452MHz	
ANT	CDD 7+16	
Pol.	Horizontal	Vertical
Peak Avg	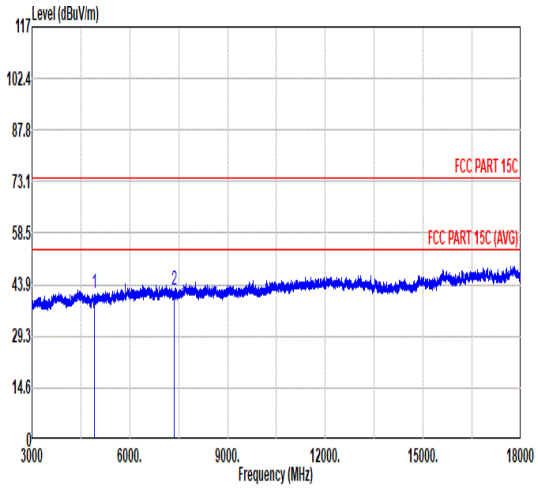 Freq Level Limit Line Margin Read Level Ant Factor Cable Loss Preamp Factor Aux Factor APos TPos Remark MHz dBuV/m dBuV/m dB dBuV dB/m dB dB dB cm deg 1 4904.00 41.51 74.00 -32.49 63.08 33.90 10.37 65.84 0.00 -- -- PEAK 2 7356.00 42.38 74.00 -31.62 60.30 35.60 12.84 66.36 0.00 -- -- PEAK	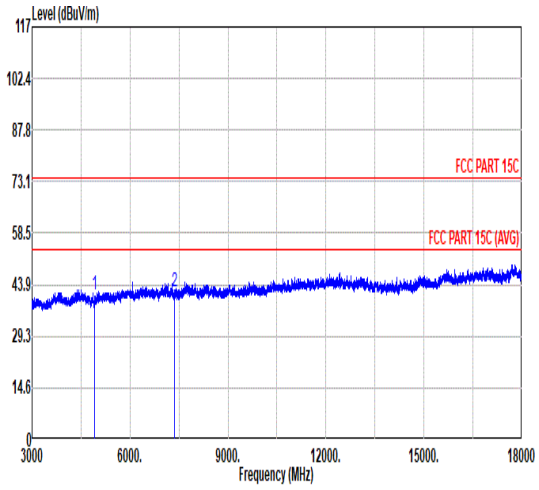 Freq Level Limit Line Margin Read Level Ant Factor Cable Loss Preamp Factor Aux Factor APos TPos Remark MHz dBuV/m dBuV/m dB dBuV dB/m dB dB dB cm deg 1 4904.00 40.89 74.00 -33.11 62.46 33.90 10.37 65.84 0.00 -- -- PEAK 2 7356.00 42.09 74.00 -31.91 60.01 35.60 12.84 66.36 0.00 -- -- PEAK

Mode	13	
	Band Edge	
	802.11ax HE20_MCS0_CH01_ RU26/0_2412MHz	
ANT	CDD 7+16	
Pol.	Horizontal	Fundamental
Peak	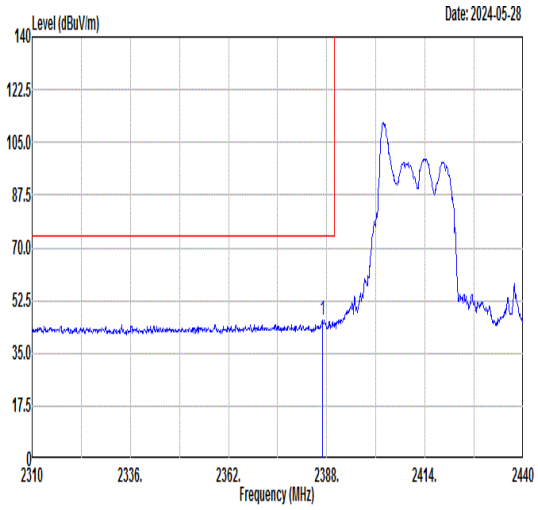 Limit Margin Read Ant Cable Preamp APos TPos Freq Level Line (dB) Level Factor Loss Factor Remark MHz dBuV/m dBuV/m dBuV dB/m dB dB cm deg 1 2386.96 45.93 74.00 -28.07 43.38 30.72 5.36 33.53 400 297 PEAK	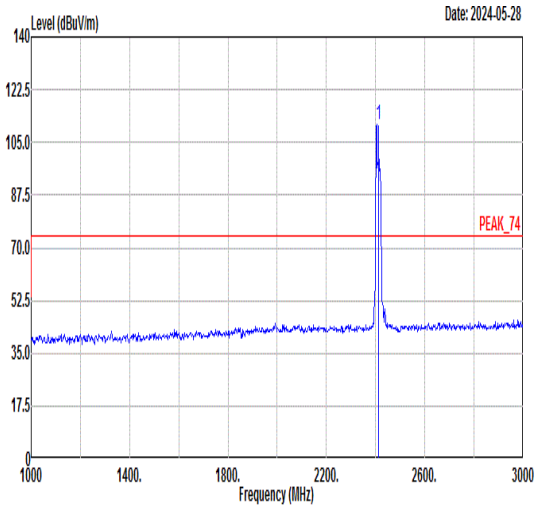 Limit Margin Read Ant Cable Preamp APos TPos Freq Level Line (dB) Level Factor Loss Factor Remark MHz dBuV/m dBuV/m dBuV dB/m dB dB cm deg 1 2412.00 111.16 ------ ------ 108.61 30.72 5.37 33.54 400 297 PEAK
Avg	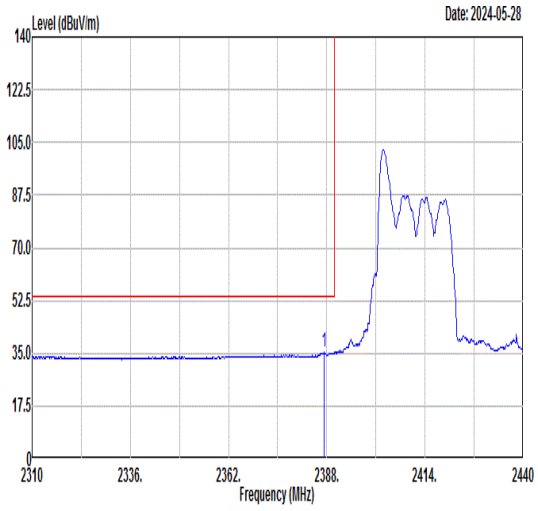 Limit Margin Read Ant Cable Preamp APos TPos Freq Level Line (dB) Level Factor Loss Factor Remark MHz dBuV/m dBuV/m dBuV dB/m dB dB cm deg 1 2387.22 35.15 54.00 -18.85 32.60 30.72 5.36 33.53 400 297 AVERAGE	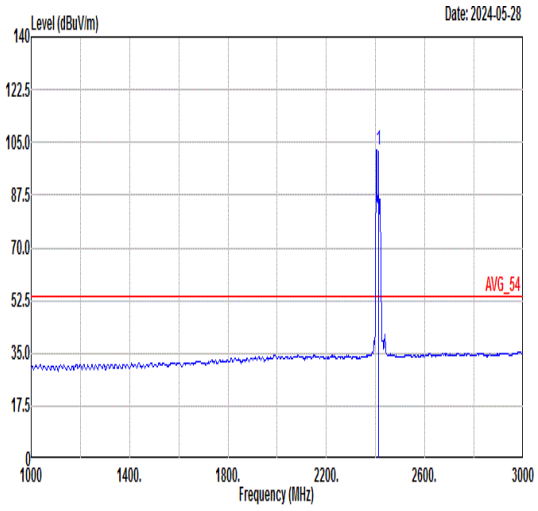 Limit Margin Read Ant Cable Preamp APos TPos Freq Level Line (dB) Level Factor Loss Factor Remark MHz dBuV/m dBuV/m dBuV dB/m dB dB cm deg 1 2412.00 102.37 ------ ------ 99.82 30.72 5.37 33.54 400 297 AVERAGE

Mode	13	
	Band Edge	
	802.11ax HE20_MCS0_CH01_ RU26/0_2412MHz	
ANT	CDD 7+16	
Pol.	Vertical	Fundamental
Peak	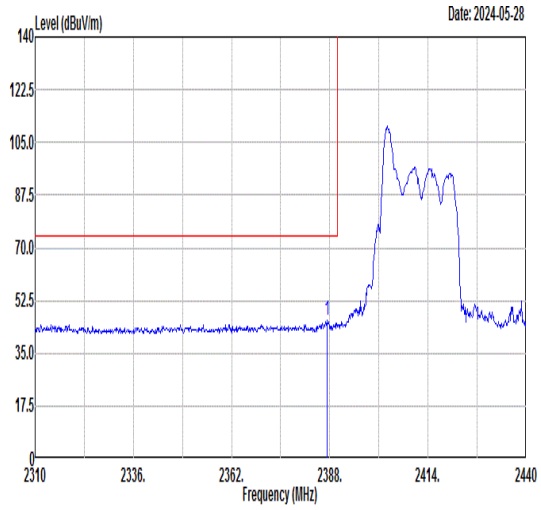 Freq Level Limit Line Margin (dB) Read Level Ant Factor Cable Loss Preamp Factor APos TPos Remark 1 2387.35 45.83 74.00 -28.17 43.28 30.72 5.36 33.53 400 229 PEAK	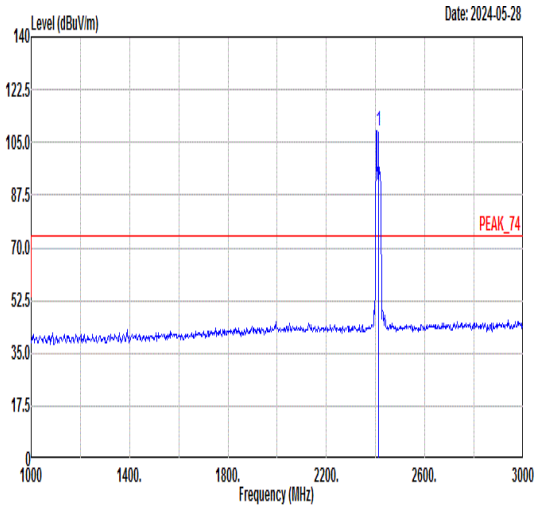 Freq Level Limit Line Margin (dB) Read Level Ant Factor Cable Loss Preamp Factor APos TPos Remark 1 2412.00 109.05 ------ ------ 106.50 30.72 5.37 33.54 400 229 PEAK
Avg	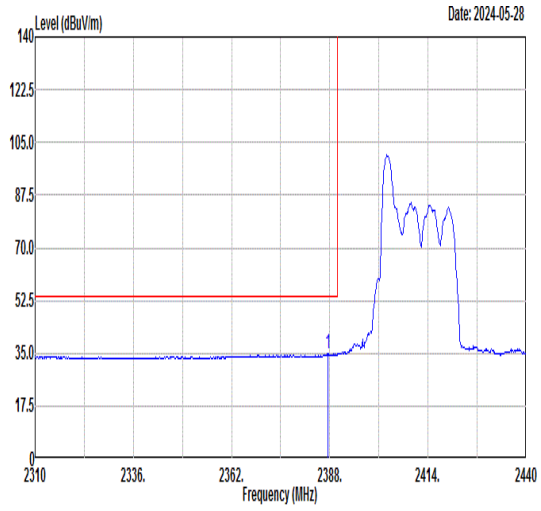 Freq Level Limit Line Margin (dB) Read Level Ant Factor Cable Loss Preamp Factor APos TPos Remark 1 2387.48 34.82 54.00 -19.18 32.27 30.72 5.36 33.53 400 229 AVERAGE	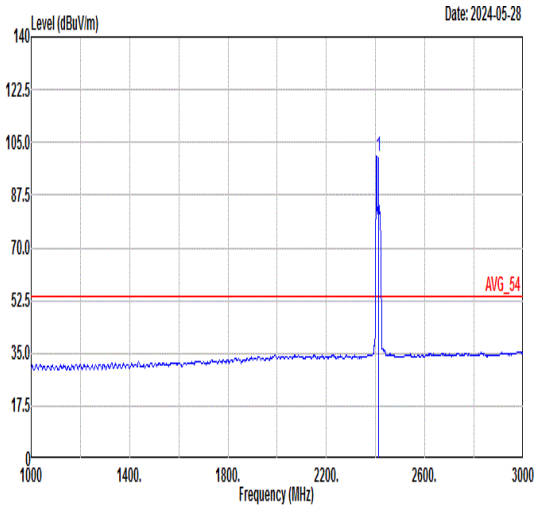 Freq Level Limit Line Margin (dB) Read Level Ant Factor Cable Loss Preamp Factor APos TPos Remark 1 2412.00 100.59 ------ ------ 98.04 30.72 5.37 33.54 400 229 AVERAGE

Mode	14	
	Band Edge	
	802.11ax HE20_MCS0_CH01_RU52/37_2412MHz	
ANT	CDD 7+16	
Pol.	Horizontal	Fundamental
Peak	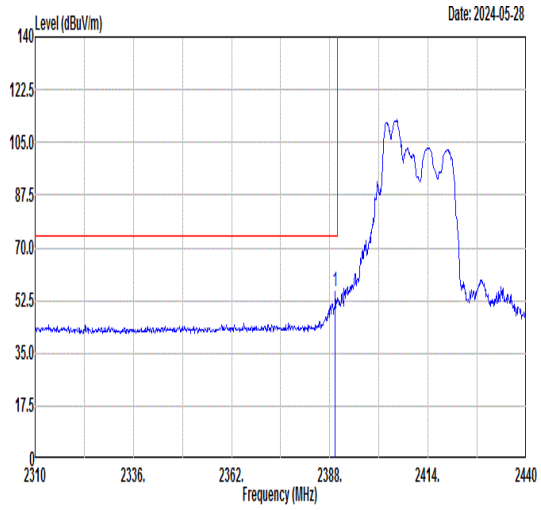 Freq Level Limit Line Margin (dB) Read Level Ant Factor Cable Loss Preamp Factor APos TPos Remark 1 2389.43 55.64 74.00 -18.36 53.09 30.72 5.36 33.53 400 297 PEAK	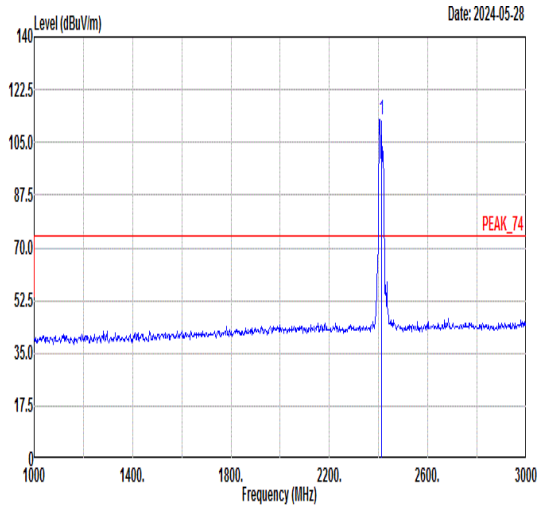 Freq Level Limit Line Margin (dB) Read Level Ant Factor Cable Loss Preamp Factor APos TPos Remark 1 2412.00 112.70 ------ ------ 110.15 30.72 5.37 33.54 400 297 PEAK
Avg	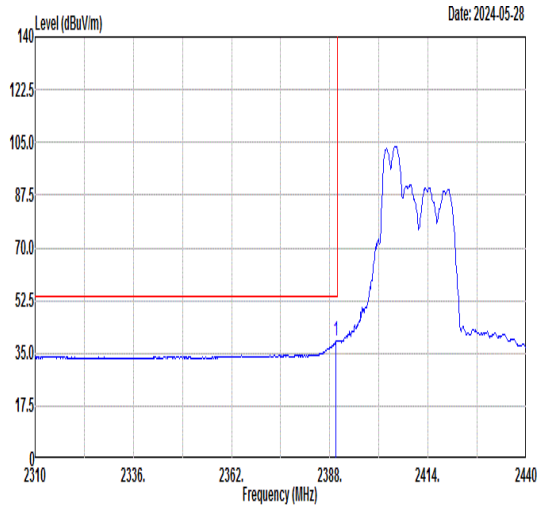 Freq Level Limit Line Margin (dB) Read Level Ant Factor Cable Loss Preamp Factor APos TPos Remark 1 2389.69 39.35 54.00 -14.65 36.80 30.72 5.36 33.53 400 297 AVERAGE	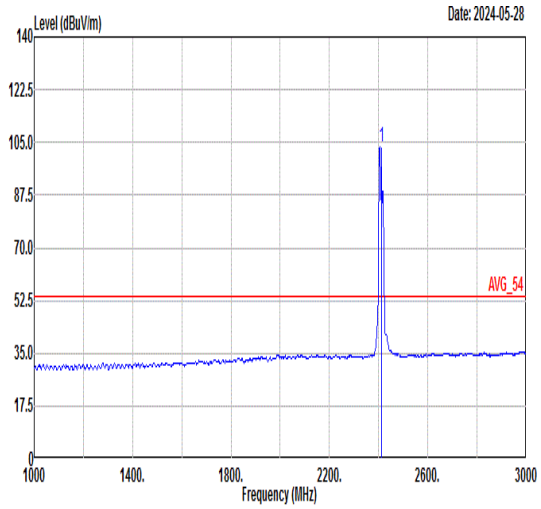 Freq Level Limit Line Margin (dB) Read Level Ant Factor Cable Loss Preamp Factor APos TPos Remark 1 2412.00 103.58 ------ ------ 101.03 30.72 5.37 33.54 400 297 AVERAGE

Mode	14	
	Band Edge	
	802.11ax HE20_MCS0_CH01_RU52/37_2412MHz	
ANT	CDD 7+16	
Pol.	Vertical	Fundamental
Peak	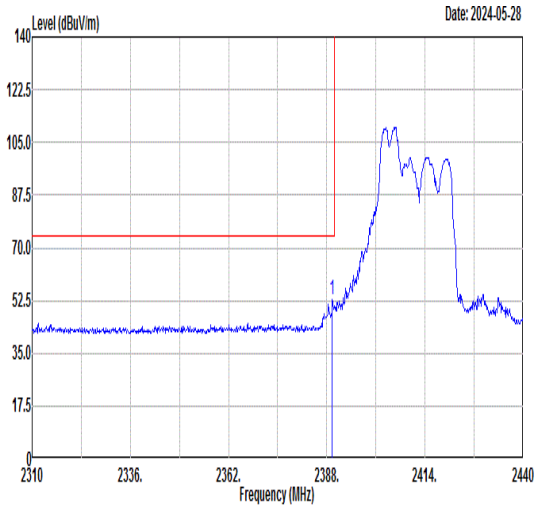 Freq Level Limit Line Margin (dB) Read Level Ant Factor Cable Loss Preamp Factor APos TPos Remark MHz dBuV/m dBuV/m dBuV dB/m dB dB cm deg 1 2389.43 52.61 74.00 -21.39 50.06 30.72 5.36 33.53 400 239 PEAK	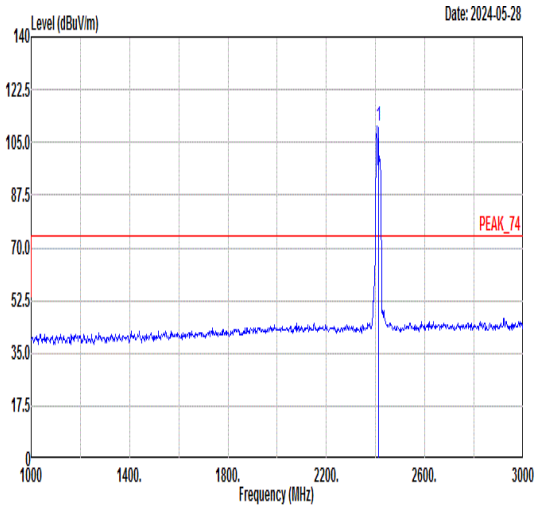 Freq Level Limit Line Margin (dB) Read Level Ant Factor Cable Loss Preamp Factor APos TPos Remark MHz dBuV/m dBuV/m dBuV dB/m dB dB cm deg 1 2412.00 110.65 ------ ------ 108.10 30.72 5.37 33.54 400 239 PEAK
Avg	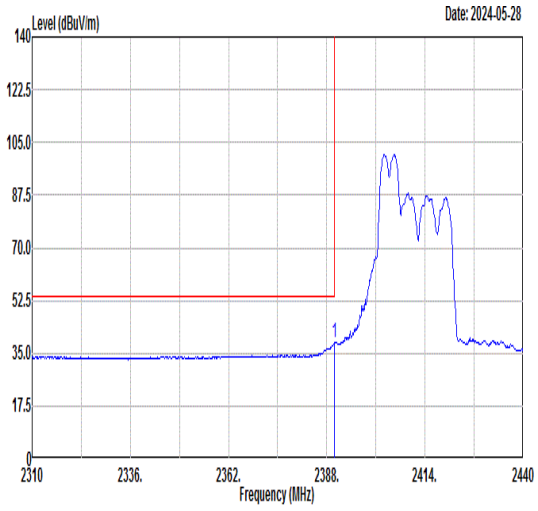 Freq Level Limit Line Margin (dB) Read Level Ant Factor Cable Loss Preamp Factor APos TPos Remark MHz dBuV/m dBuV/m dBuV dB/m dB dB cm deg 1 2389.95 38.77 54.00 -15.23 36.22 30.72 5.36 33.53 400 239 AVERAGE	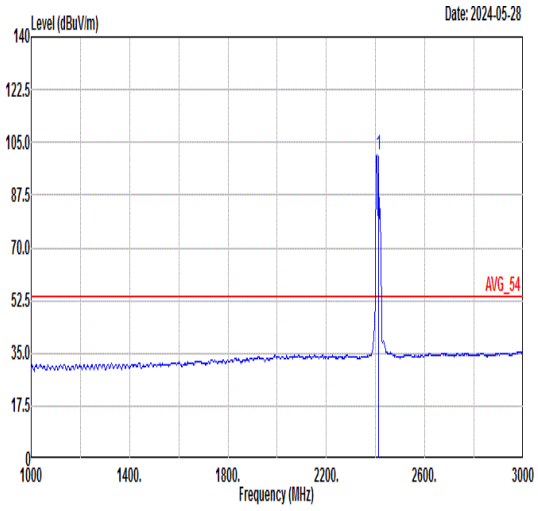 Freq Level Limit Line Margin (dB) Read Level Ant Factor Cable Loss Preamp Factor APos TPos Remark MHz dBuV/m dBuV/m dBuV dB/m dB dB cm deg 1 2412.00 100.88 ------ ------ 98.33 30.72 5.37 33.54 400 239 AVERAGE

Mode	15	
	Band Edge	
	802.11ax HE20_MCS0_CH01_RU106/53_2412MHz	
ANT	CDD 7+16	
Pol.	Horizontal	Fundamental
Peak	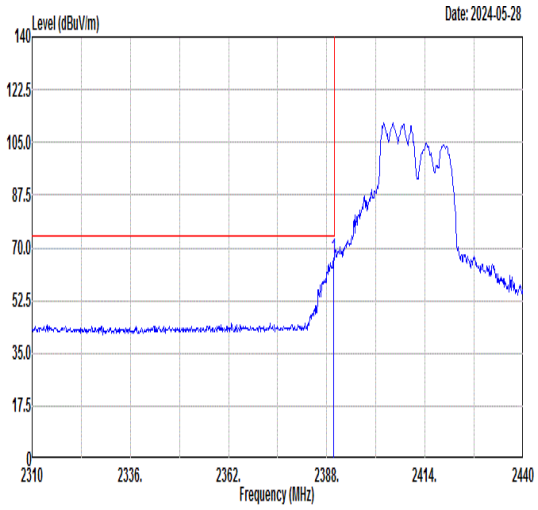 Freq Level Limit Line Margin (dB) Read Level Ant Factor Cable Loss Preamp Factor APos TPos Remark MHz dBuV/m dBuV/m dBuV dB/m dB dB cm deg 1 2389.82 66.31 74.00 -7.69 63.76 30.72 5.36 33.53 100 280 PEAK	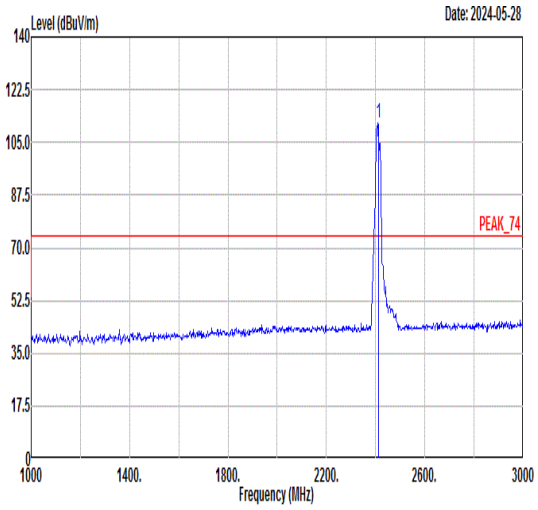 Freq Level Limit Line Margin (dB) Read Level Ant Factor Cable Loss Preamp Factor APos TPos Remark MHz dBuV/m dBuV/m dBuV dB/m dB dB cm deg 1 2412.00 111.45 ------ ------ 108.90 30.72 5.37 33.54 100 280 PEAK
Avg	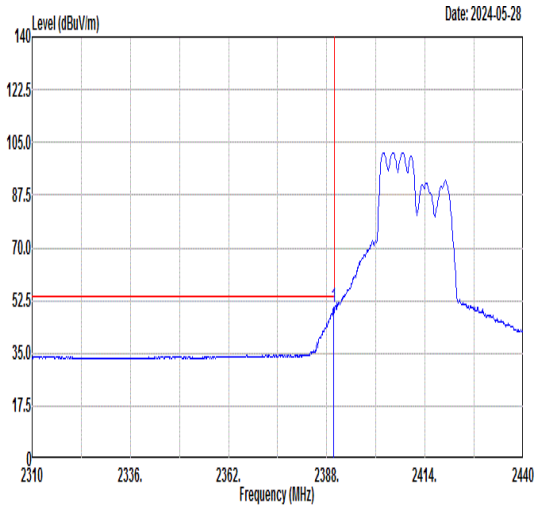 Freq Level Limit Line Margin (dB) Read Level Ant Factor Cable Loss Preamp Factor APos TPos Remark MHz dBuV/m dBuV/m dBuV dB/m dB dB cm deg 1 2389.82 50.09 54.00 -3.91 47.54 30.72 5.36 33.53 100 280 AVERAGE	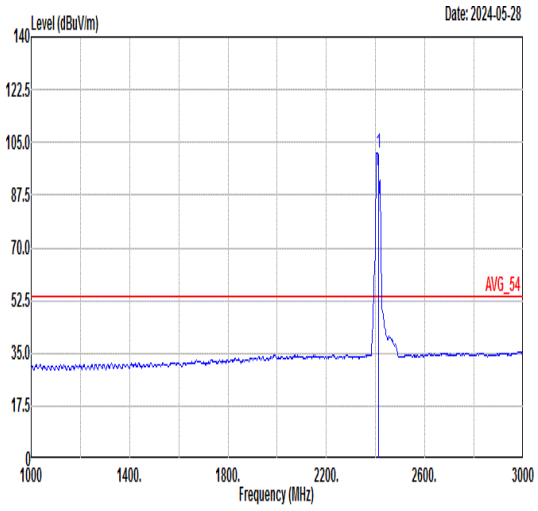 Freq Level Limit Line Margin (dB) Read Level Ant Factor Cable Loss Preamp Factor APos TPos Remark MHz dBuV/m dBuV/m dBuV dB/m dB dB cm deg 1 2412.00 101.44 ------ ------ 98.89 30.72 5.37 33.54 100 280 AVERAGE

Mode	15	
	Band Edge	
	802.11ax HE20_MCS0_CH01_RU106/53_2412MHz	
ANT	CDD 7+16	
Pol.	Vertical	Fundamental
Peak	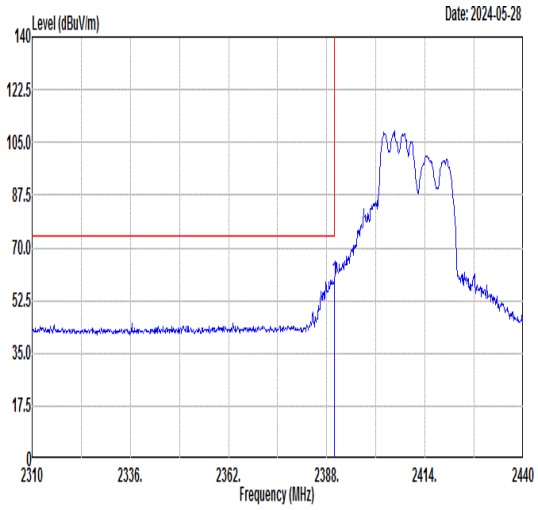 Freq Level Limit Line Margin (dB) Read Level Ant Factor Cable Loss Preamp Factor APos TPos Remark 1 2389.95 59.21 74.00 -14.79 56.66 30.72 5.36 33.53 400 256 PEAK	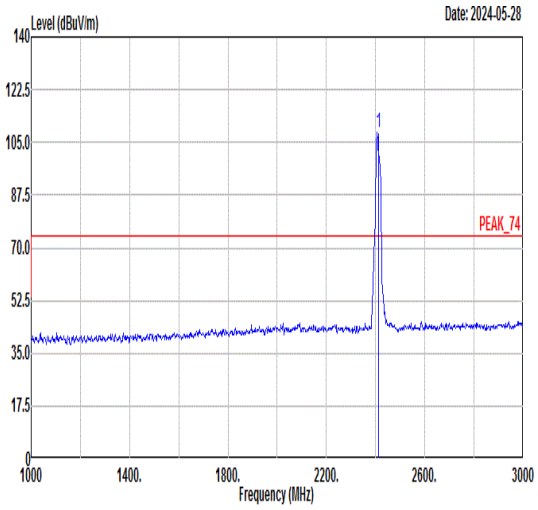 Freq Level Limit Line Margin (dB) Read Level Ant Factor Cable Loss Preamp Factor APos TPos Remark 1 2412.00 108.27 ------ ------ 105.72 30.72 5.37 33.54 400 256 PEAK
Avg	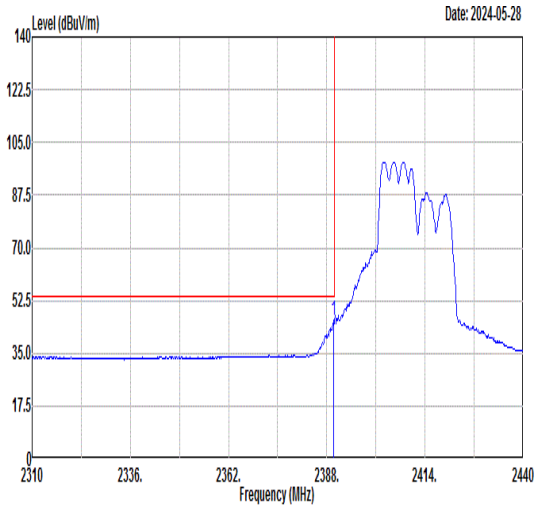 Freq Level Limit Line Margin (dB) Read Level Ant Factor Cable Loss Preamp Factor APos TPos Remark 1 2389.82 46.17 54.00 -7.83 43.62 30.72 5.36 33.53 400 256 AVERAGE	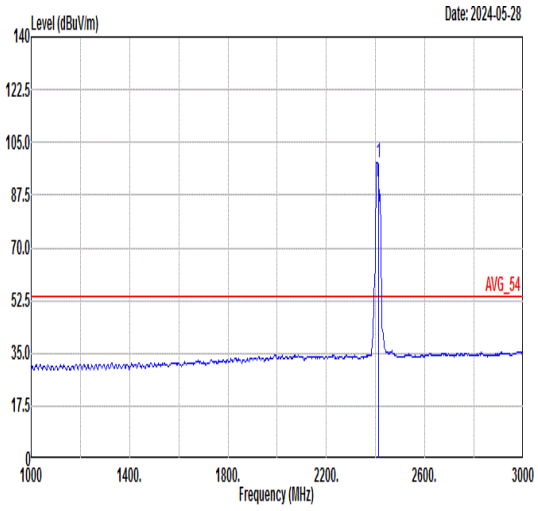 Freq Level Limit Line Margin (dB) Read Level Ant Factor Cable Loss Preamp Factor APos TPos Remark 1 2412.00 98.47 ------ ------ 95.92 30.72 5.37 33.54 400 256 AVERAGE

Mode	16	
	Band Edge	
	802.11ax HE20_MCS0_CH11_RU26/8_2462MHz	
ANT	CDD 7+16	
Pol.	Horizontal	Fundamental
Peak	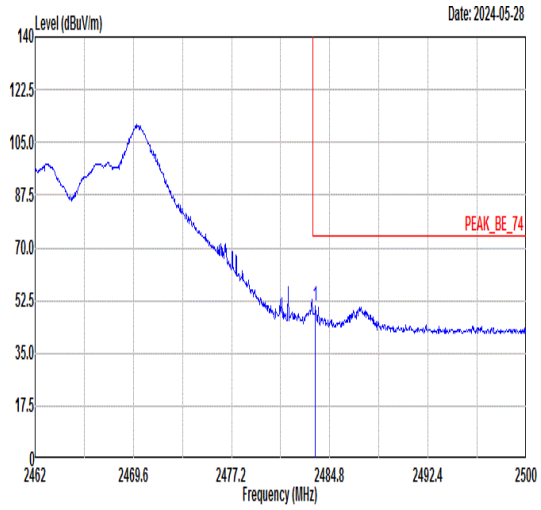 Freq Level Limit Line Margin (dB) Read Level Ant Factor Cable Loss Preamp Factor APos TPos Remark 1 2483.70 50.98 74.00 -23.02 48.41 30.70 5.46 33.59 100 287 PEAK	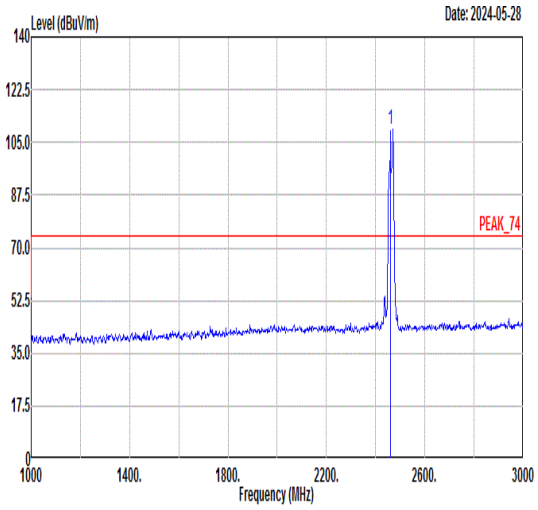 Freq Level Limit Line Margin (dB) Read Level Ant Factor Cable Loss Preamp Factor APos TPos Remark 1 2462.00 109.23 ------ ------ 106.66 30.71 5.44 33.58 100 287 PEAK
Avg	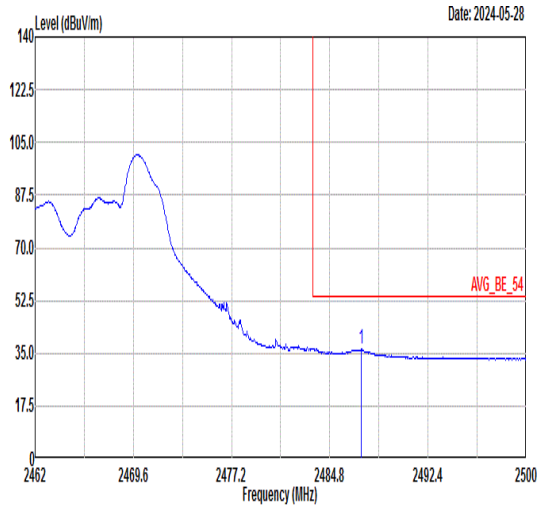 Freq Level Limit Line Margin (dB) Read Level Ant Factor Cable Loss Preamp Factor APos TPos Remark 1 2487.23 36.60 54.00 -17.40 34.03 30.70 5.46 33.59 100 287 AVERAGE	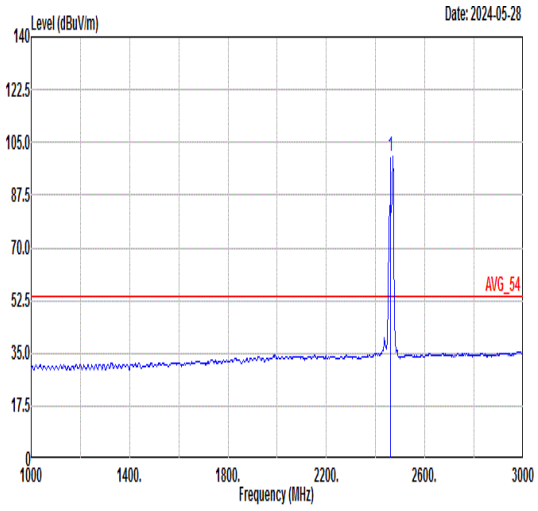 Freq Level Limit Line Margin (dB) Read Level Ant Factor Cable Loss Preamp Factor APos TPos Remark 1 2462.00 100.50 ------ ------ 97.93 30.71 5.44 33.58 100 287 AVERAGE

Mode	16	
	Band Edge	
	802.11ax HE20_MCS0_CH11_RU26/8_2462MHz	
ANT	CDD 7+16	
Pol.	Vertical	Fundamental
Peak	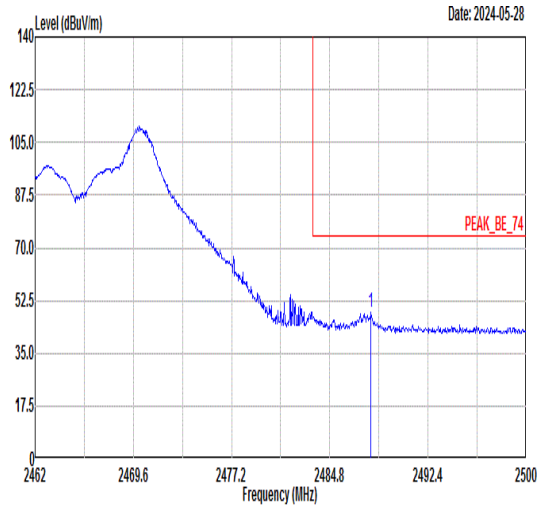 Freq Level Limit Line Margin (dB) Read Level Ant Factor Cable Loss Preamp Factor APos TPos Remark MHz dBuV/m dBuV/m dBuV dB/m dB dB cm deg 1 2487.99 48.37 74.00 -25.63 45.80 30.70 5.46 33.59 373 250 PEAK	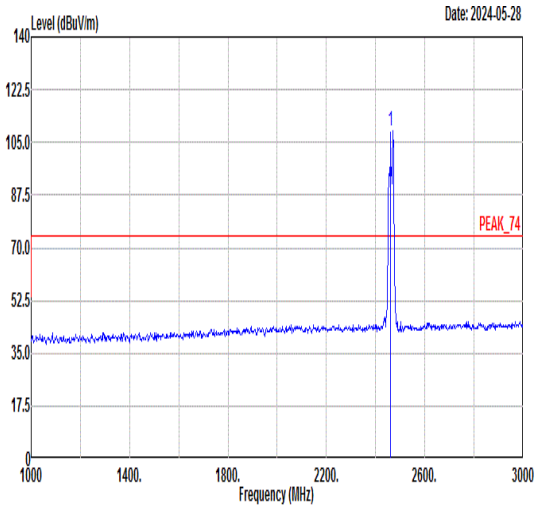 Freq Level Limit Line Margin (dB) Read Level Ant Factor Cable Loss Preamp Factor APos TPos Remark MHz dBuV/m dBuV/m dBuV dB/m dB dB cm deg 1 2462.00 108.92 ------ ------ 106.35 30.71 5.44 33.58 373 250 PEAK
Avg	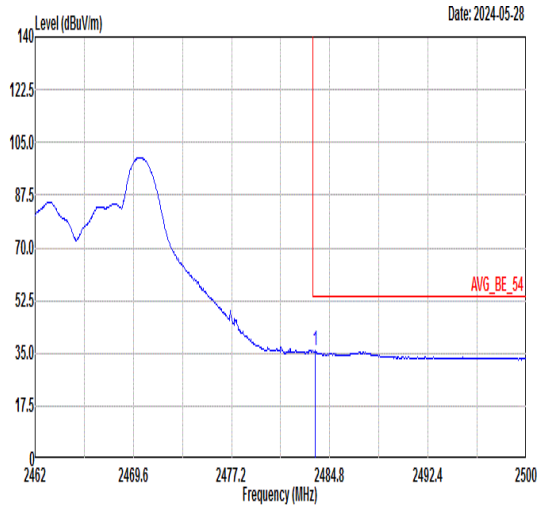 Freq Level Limit Line Margin (dB) Read Level Ant Factor Cable Loss Preamp Factor APos TPos Remark MHz dBuV/m dBuV/m dBuV dB/m dB dB cm deg 1 2483.66 35.79 54.00 -18.21 33.22 30.70 5.46 33.59 373 250 AVERAGE	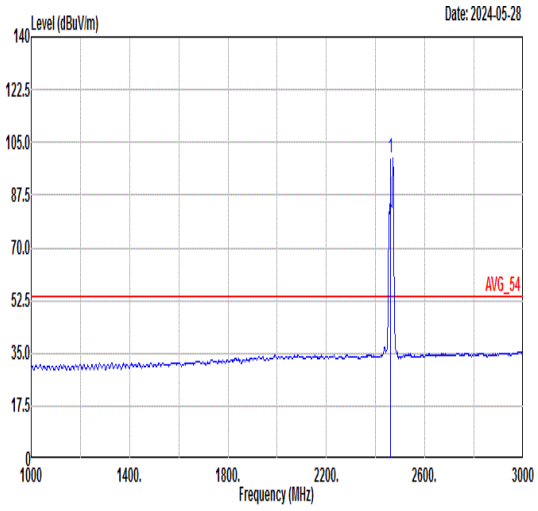 Freq Level Limit Line Margin (dB) Read Level Ant Factor Cable Loss Preamp Factor APos TPos Remark MHz dBuV/m dBuV/m dBuV dB/m dB dB cm deg 1 2462.00 99.72 ------ ------ 97.15 30.71 5.44 33.58 373 250 AVERAGE

Mode	17	
	Band Edge	
	802.11ax HE20_MCS0_CH11_RU52/40_2462MHz	
ANT	CDD 7+16	
Pol.	Horizontal	Fundamental
Peak	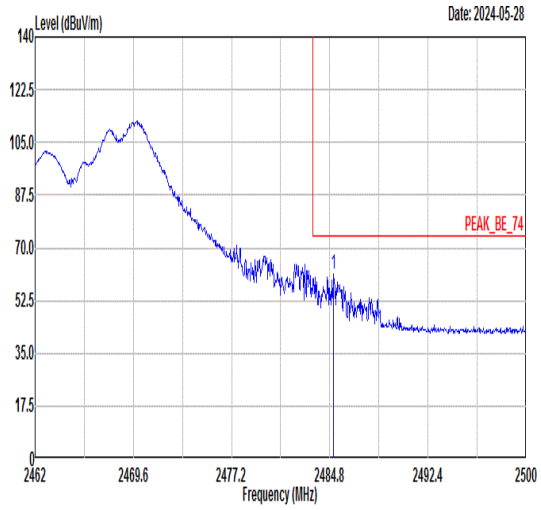 Freq Level Limit Line Margin (dB) Read Level Ant Factor Cable Loss Preamp Factor APos TPos Remark MHz dBuV/m dBuV/m dBuV dB/m dB dB cm deg 1 2485.10 61.26 74.00 -12.74 58.69 30.70 5.46 33.59 100 284 PEAK	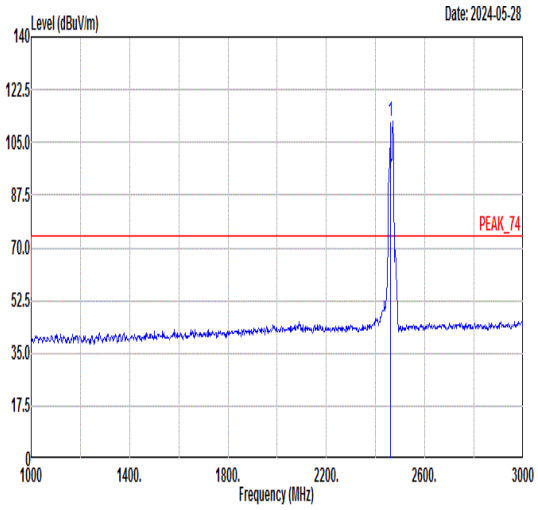 Freq Level Limit Line Margin (dB) Read Level Ant Factor Cable Loss Preamp Factor APos TPos Remark MHz dBuV/m dBuV/m dBuV dB/m dB dB cm deg 1 2462.00 111.79 ------ ------ 109.22 30.71 5.44 33.58 100 284 PEAK
Avg	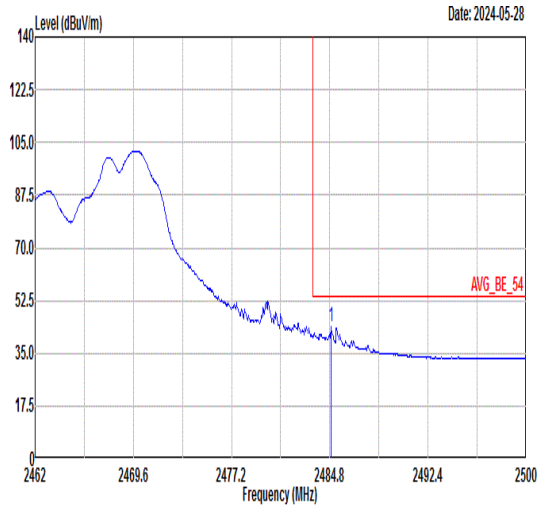 Freq Level Limit Line Margin (dB) Read Level Ant Factor Cable Loss Preamp Factor APos TPos Remark MHz dBuV/m dBuV/m dBuV dB/m dB dB cm deg 1 2484.88 43.74 54.00 -10.26 41.17 30.70 5.46 33.59 100 284 AVERAGE	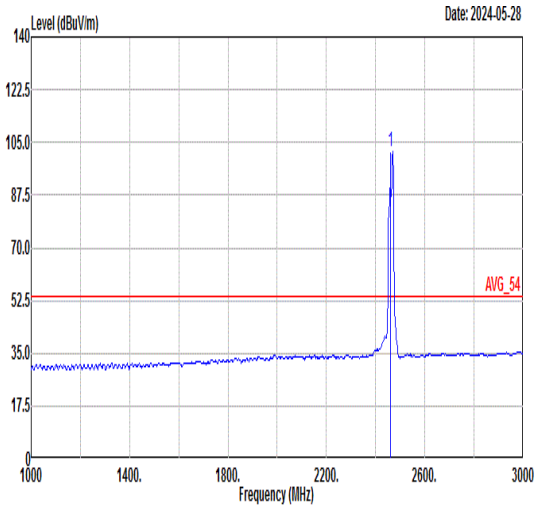 Freq Level Limit Line Margin (dB) Read Level Ant Factor Cable Loss Preamp Factor APos TPos Remark MHz dBuV/m dBuV/m dBuV dB/m dB dB cm deg 1 2462.00 102.00 ------ ------ 99.43 30.71 5.44 33.58 100 284 AVERAGE

Mode	17	
	Band Edge	
	802.11ax HE20_MCS0_CH11_RU52/40_2462MHz	
ANT	CDD 7+16	
Pol.	Vertical	Fundamental
Peak	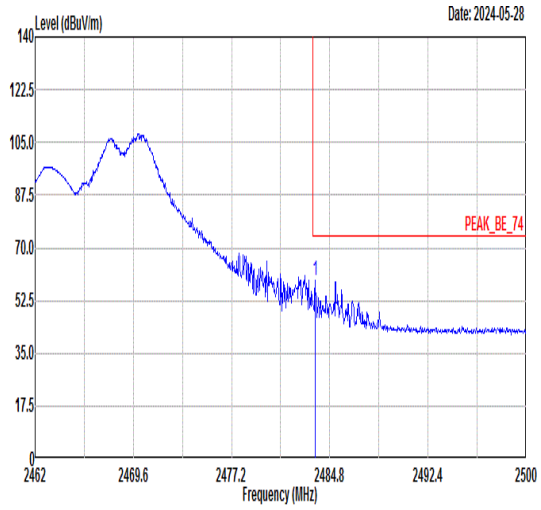 Freq Level Limit Line Margin (dB) Read Level Ant Factor Cable Loss Preamp Factor APos TPos Remark MHz dBuV/m dBuV/m dBuV dB/m dB dB cm deg 1 2483.66 59.08 74.00 -14.92 56.51 30.70 5.46 33.59 362 249 PEAK	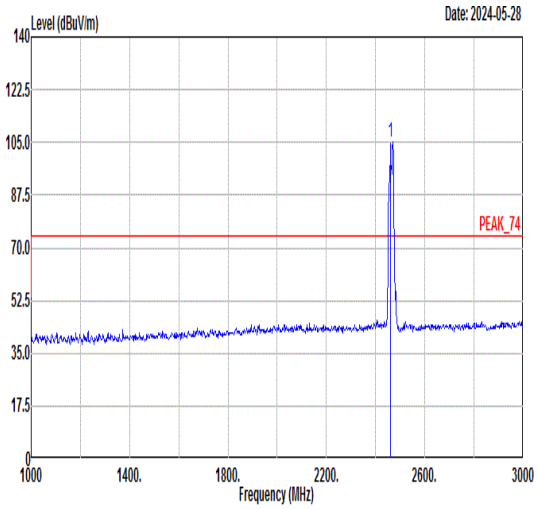 Freq Level Limit Line Margin (dB) Read Level Ant Factor Cable Loss Preamp Factor APos TPos Remark MHz dBuV/m dBuV/m dBuV dB/m dB dB cm deg 1 2462.00 105.36 ------ ------ 102.79 30.71 5.44 33.58 362 249 PEAK
Avg	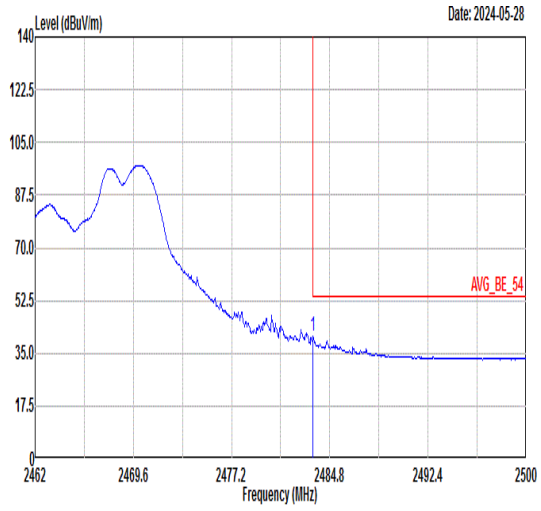 Freq Level Limit Line Margin (dB) Read Level Ant Factor Cable Loss Preamp Factor APos TPos Remark MHz dBuV/m dBuV/m dBuV dB/m dB dB cm deg 1 2483.51 40.43 54.00 -13.57 37.86 30.70 5.46 33.59 362 249 AVERAGE	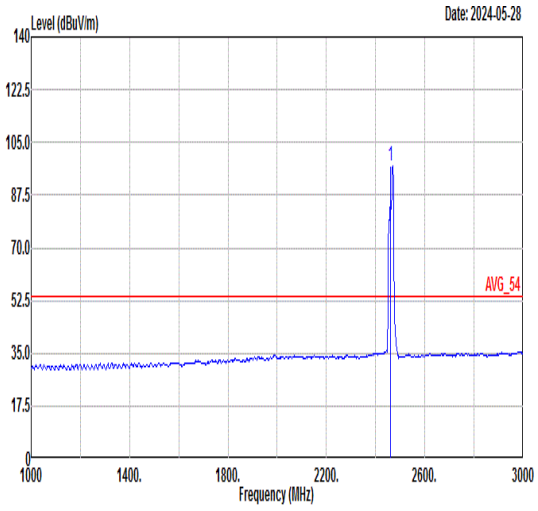 Freq Level Limit Line Margin (dB) Read Level Ant Factor Cable Loss Preamp Factor APos TPos Remark MHz dBuV/m dBuV/m dBuV dB/m dB dB cm deg 1 2462.00 97.19 ------ ------ 94.62 30.71 5.44 33.58 362 249 AVERAGE

Mode	18	
	Band Edge	
	802.11ax HE20_MCS0_CH11_RU106/54_2462MHz	
ANT	CDD 7+16	
Pol.	Horizontal	Fundamental
Peak	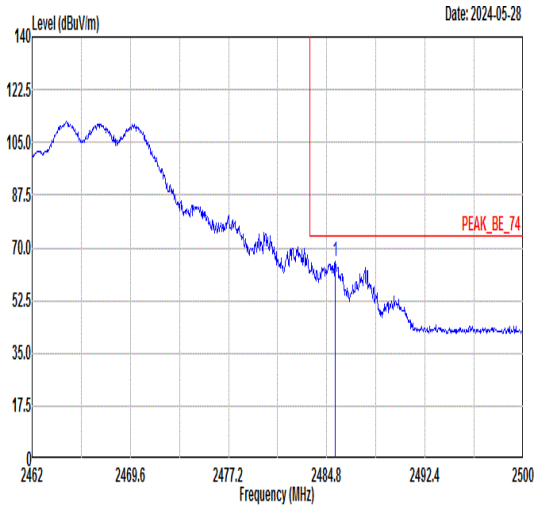 Freq Level Limit Line Margin (dB) Read Level Ant Factor Cable Loss Preamp Factor APos TPos Remark 1 2485.45 65.59 74.00 -8.41 63.02 30.70 5.46 33.59 128 282 PEAK	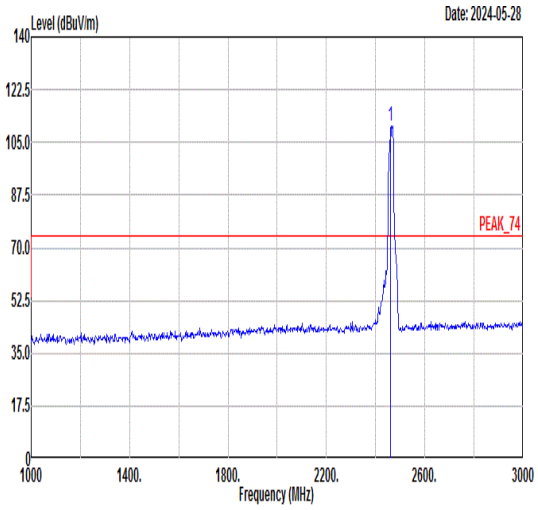 Freq Level Limit Line Margin (dB) Read Level Ant Factor Cable Loss Preamp Factor APos TPos Remark 1 2462.00 110.34 ------ ------ 107.77 30.71 5.44 33.58 128 282 PEAK
Avg	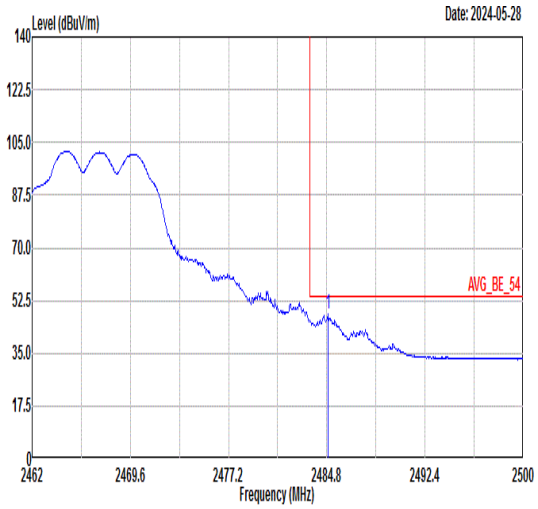 Freq Level Limit Line Margin (dB) Read Level Ant Factor Cable Loss Preamp Factor APos TPos Remark 1 2484.88 48.05 54.00 -5.95 45.48 30.70 5.46 33.59 128 282 AVERAGE	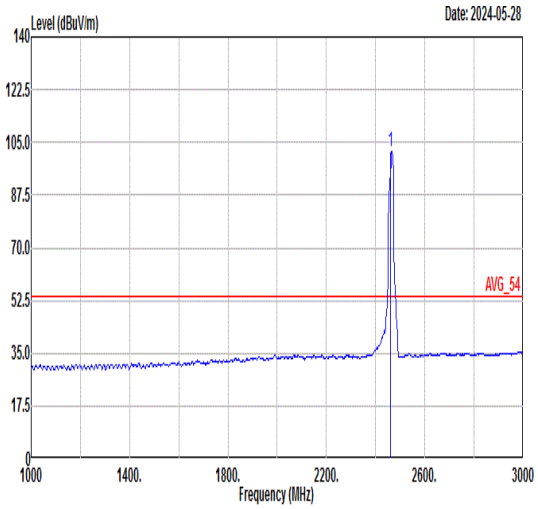 Freq Level Limit Line Margin (dB) Read Level Ant Factor Cable Loss Preamp Factor APos TPos Remark 1 2462.00 102.18 ------ ------ 99.61 30.71 5.44 33.58 128 282 AVERAGE

Mode	18	
	Band Edge	
	802.11ax HE20_MCS0_CH11_RU106/54_2462MHz	
ANT	CDD 7+16	
Pol.	Vertical	Fundamental
Peak	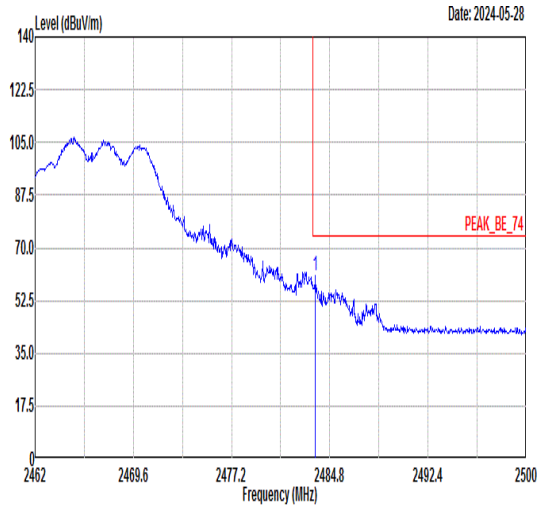 Freq Level Limit Line Margin (dB) Read Level Ant Factor Cable Loss Preamp Factor APos TPos Remark 1 2483.70 60.62 74.00 -13.38 58.05 30.70 5.46 33.59 300 222 PEAK	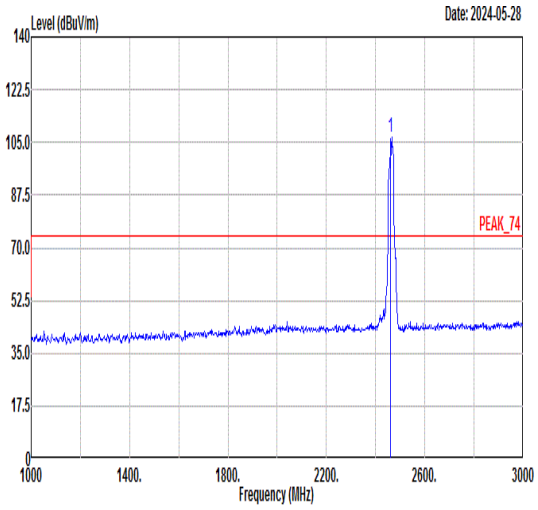 Freq Level Limit Line Margin (dB) Read Level Ant Factor Cable Loss Preamp Factor APos TPos Remark 1 2462.00 106.69 ------ ------ 104.12 30.71 5.44 33.58 300 222 PEAK
Avg	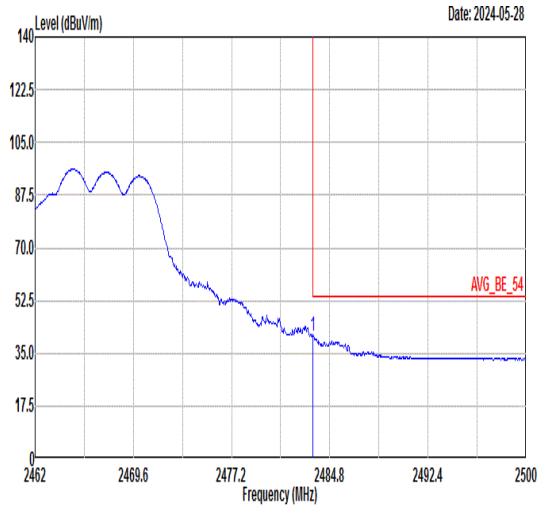 Freq Level Limit Line Margin (dB) Read Level Ant Factor Cable Loss Preamp Factor APos TPos Remark 1 2483.51 40.76 54.00 -13.24 38.19 30.70 5.46 33.59 300 222 AVERAGE	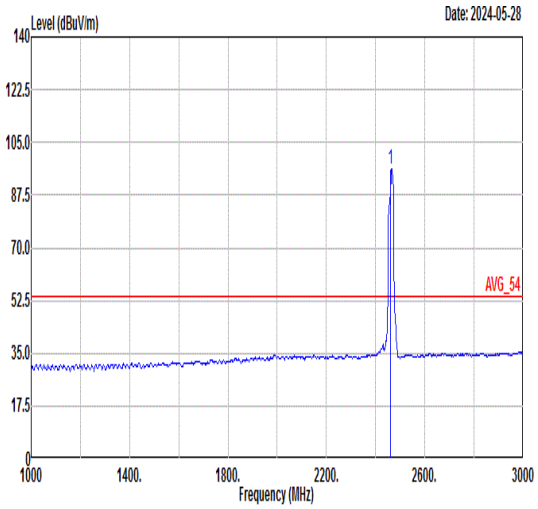 Freq Level Limit Line Margin (dB) Read Level Ant Factor Cable Loss Preamp Factor APos TPos Remark 1 2462.00 95.99 ------ ------ 93.42 30.71 5.44 33.58 300 222 AVERAGE

Note: For all plots above, the higher Signals which are no mark are within frequency band can be ignored.

Mode	21	
	LF	
	802.11g _6M_CH11_2462MHz	
ANT	CDD 7+16	
Pol.	Horizontal	Vertical
QP/ Peak	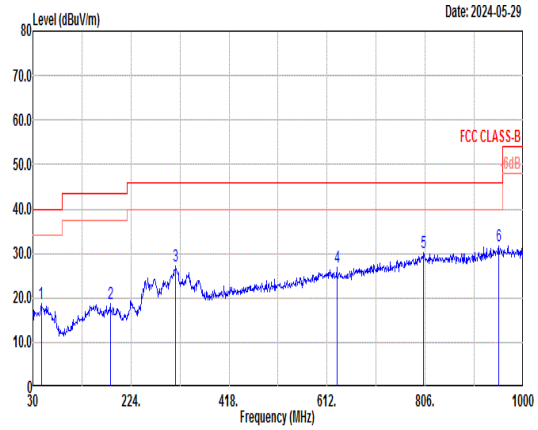	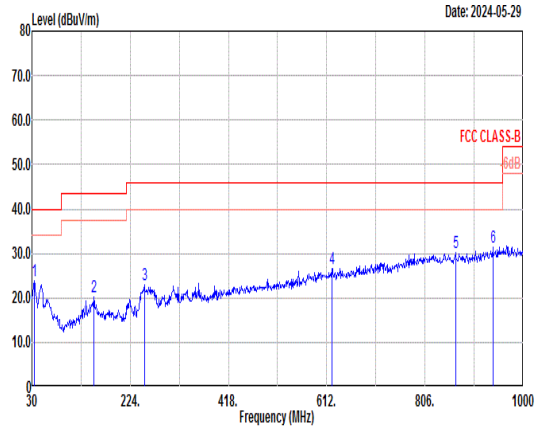

Horizontal:

	Freq	Level	Limit Line	Margin	Read Level	Ant Factor	Cable Loss	Preamp Factor	APos	TPos	Remark
	MHz	dBuV/m	dBuV/m	dB	dBuV	dB/m	dB	dB	cm	deg	
1	46.49	18.74	40.00	-21.26	33.67	16.23	0.67	31.83	---	---	Peak
2	183.26	18.73	43.50	-24.77	33.52	15.46	1.38	31.63	---	---	Peak
3	312.27	27.03	46.00	-18.97	37.04	19.62	1.85	31.48	---	---	Peak
4	631.40	26.77	46.00	-19.23	30.42	24.89	2.62	31.16	---	---	Peak
5	803.09	30.21	46.00	-15.79	31.95	26.41	2.95	31.10	---	---	Peak
6	951.50	31.77	46.00	-14.23	32.18	27.16	3.23	30.80	---	---	Peak

Vertical:

	Freq	Level	Limit Line	Margin	Read Level	Ant Factor	Cable Loss	Preamp Factor	APos	TPos	Remark
	MHz	dBuV/m	dBuV/m	dB	dBuV	dB/m	dB	dB	cm	deg	
1	34.85	23.73	40.00	-16.27	32.61	22.25	0.57	31.70	---	---	Peak
2	152.22	20.26	43.50	-23.24	33.97	16.73	1.26	31.70	---	---	Peak
3	252.13	22.96	46.00	-23.04	34.04	18.86	1.66	31.60	---	---	Peak
4	621.70	26.68	46.00	-19.32	30.36	24.86	2.60	31.14	---	---	Peak
5	866.14	30.28	46.00	-15.72	31.63	26.60	3.09	31.04	---	---	Peak
6	939.86	31.42	46.00	-14.58	31.96	27.06	3.22	30.82	---	---	Peak

Appendix D. Duty Cycle Plots

Band	Duty Cycle(%)	T(ms)	1/T(kHz)	VBW Setting
802.11b	99.48	-	-	10Hz
802.11g	97.47	1.399	0.7150	0.75kHZ
802.11ax HE20	95.90	1.017	0.983	1KHZ
802.11ax HE40	93.70	0.539	1.855	2KHZ
802.11ax HE20 RU26	98.88	-	-	10Hz
802.11ax HE20 RU52	98.87	-	-	10Hz
802.11ax HE20 RU106	98.23	-	-	10Hz

802.11b

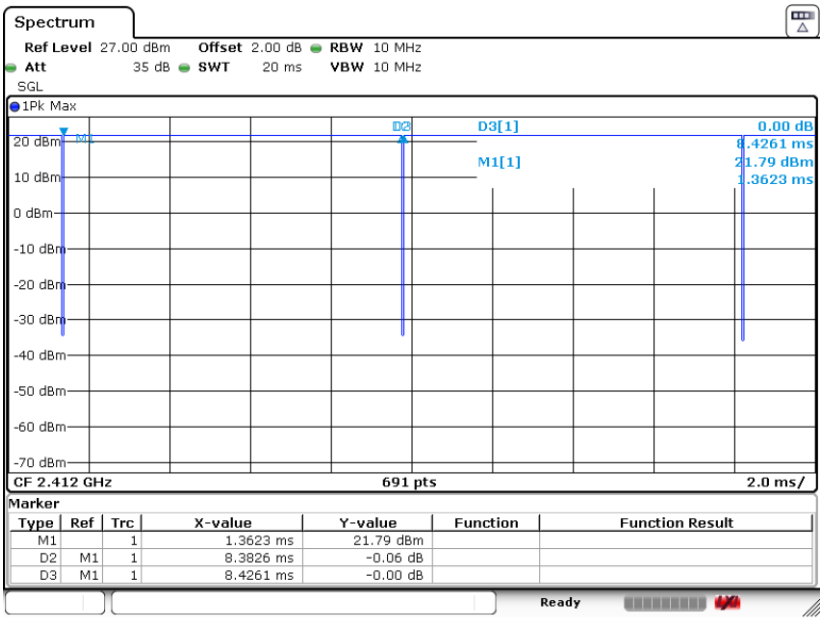

802.11g

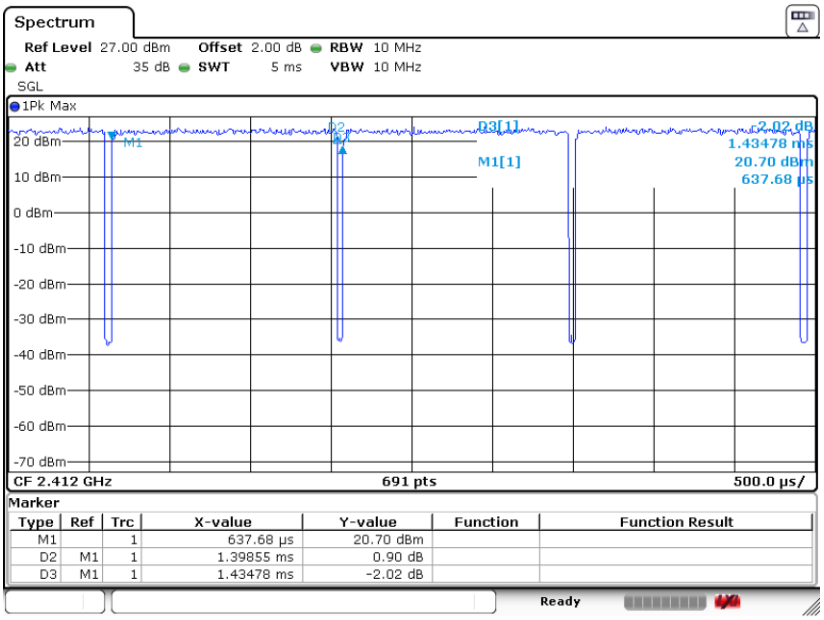

802.11ax HE20

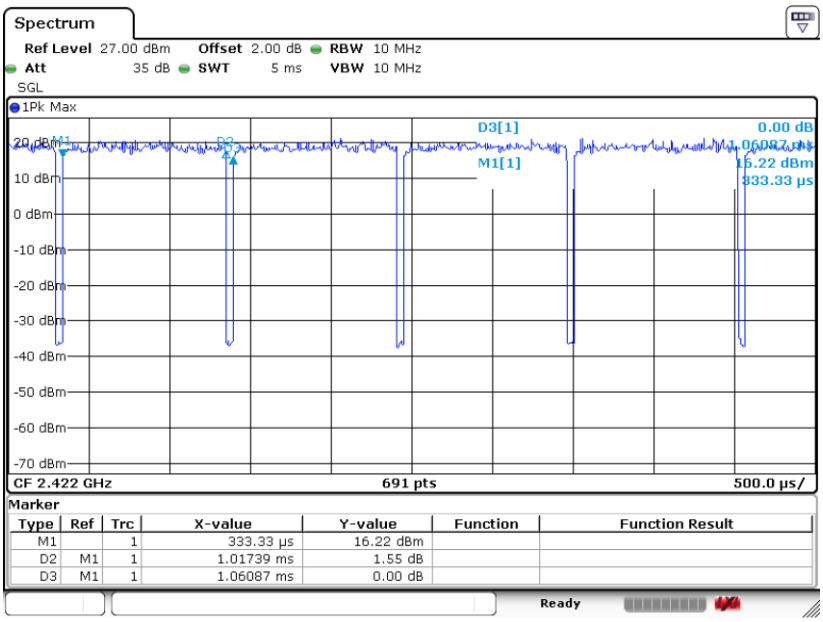

802.11ax HE40

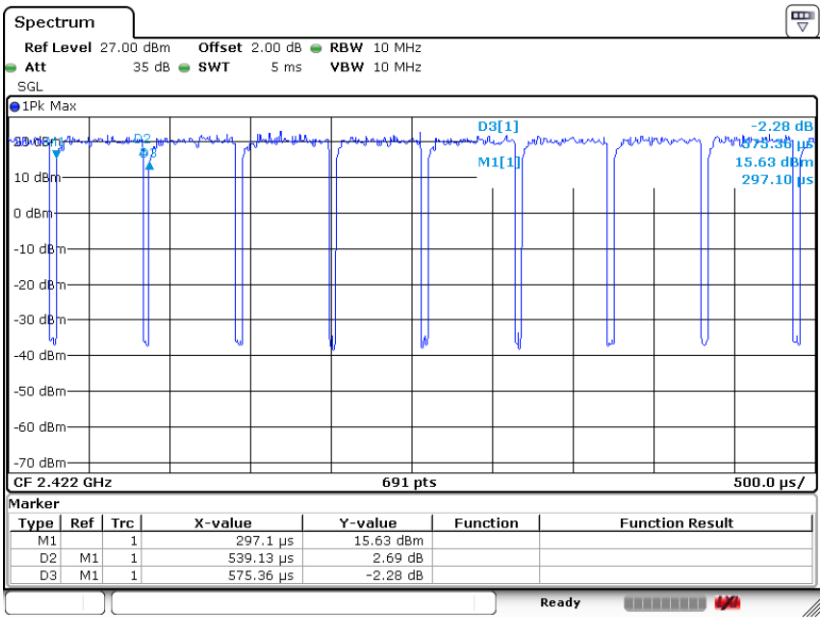

802.11ax HE20 RU26

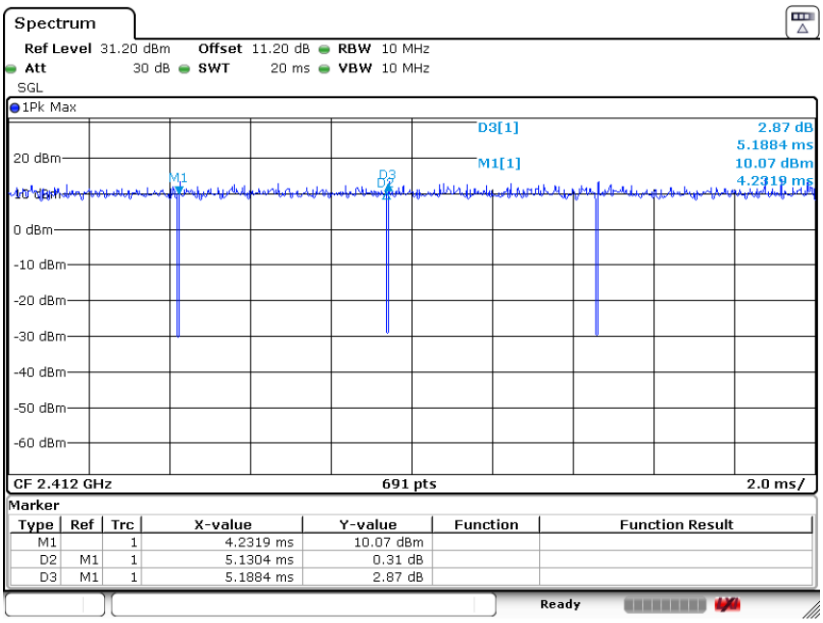

802.11ax HE20 RU52

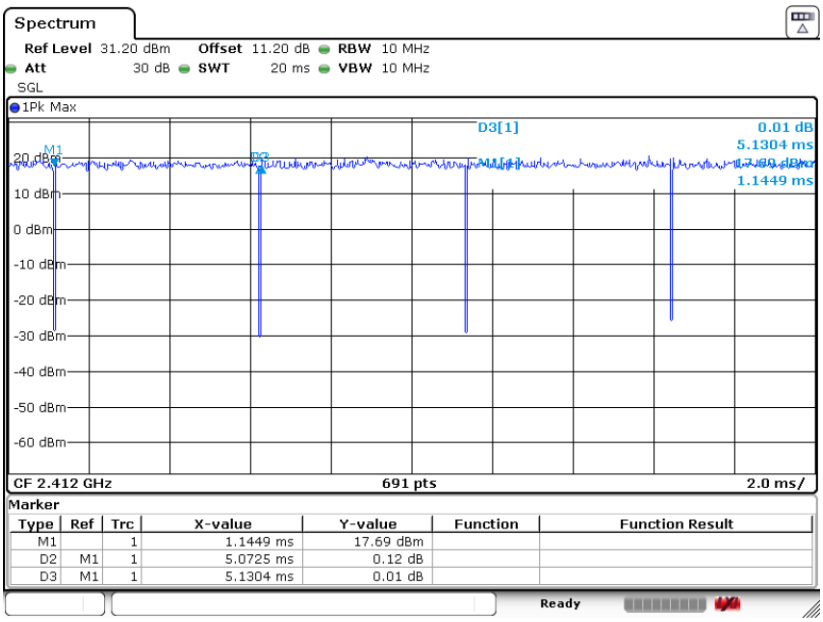
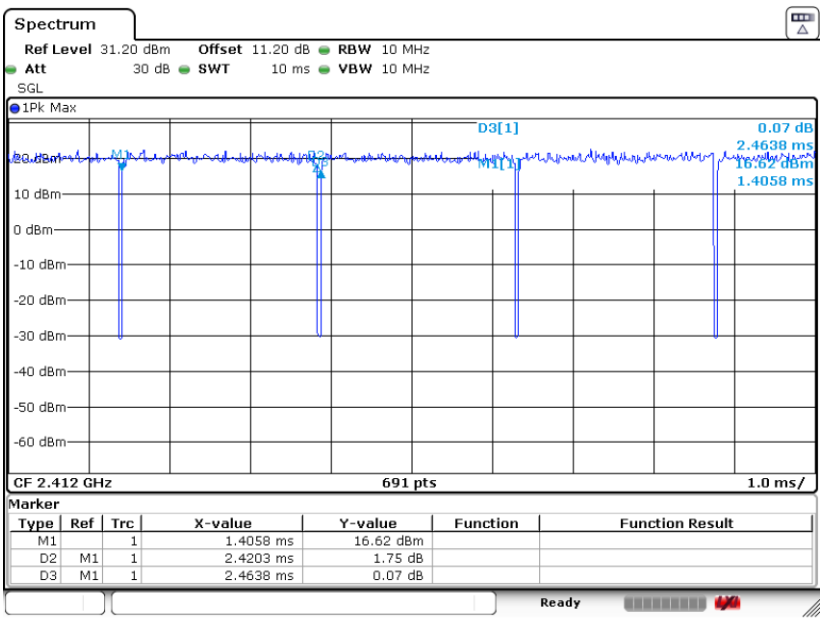
802.11ax HE20 RU106