Appendix D. SAR Test Setup Photos

Head Exposure Condition

<Flip Open>

Right Cheek, Test Separation 0 mm

Right Tilted, Test Separation 0 mm



Left Cheek, Test Separation 0 mm

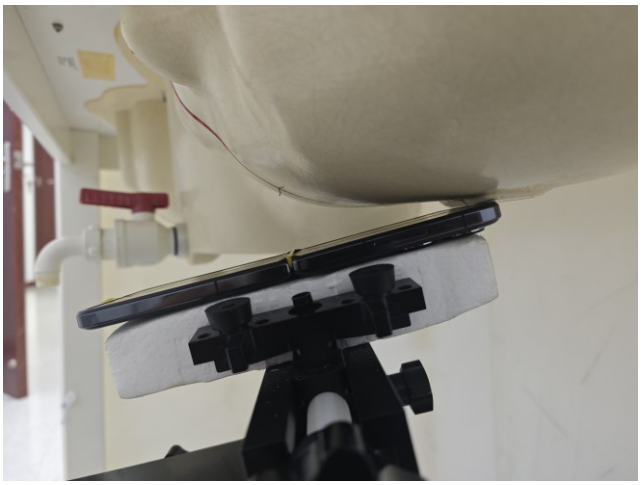

Left Tilted, Test Separation 0 mm

<Flip Close>

Right Cheek, Test Separation 0 mm

Right Tilted, Test Separation 0 mm

Left Cheek, Test Separation 0 mm



Left Tilted, Test Separation 0 mm

Hotspot Exposure Condition

<Flip Open >

Front, Test Separation 10 mm

Back, Test Separation 10 mm

Left Side, Test Separation 10 mm

Right Side, Test Separation 10 mm

Top Side, Test Separation 10 mm

Bottom Side, Test Separation 10 mm

<Flip Close >

Front, Test Separation 10 mm

Back, Test Separation 10 mm

Left Side, Test Separation 10 mm

Right Side, Test Separation 10 mm

Top Side, Test Separation 10 mm

Bottom Side, Test Separation 10 mm

Body-worn Exposure Condition

<Flip Open >

Front, Test Separation 15 mm

Back, Test Separation 15 mm

<Flip Close >

Front, Test Separation 15 mm

Back, Test Separation 15 mm

Product Specific 10g SAR

<Flip Open >

Front, Test Separation 0 mm

Back, Test Separation 0 mm



Top Side, Test Separation 0 mm

Right Side, Test Separation 0 mm

<Flip Close >

Front, Test Separation 0 mm

Back, Test Separation 0 mm

Left Side, Test Separation 0 mm

Top Side, Test Separation 0 mm

Antenna Location

<Flip-Open Mode>

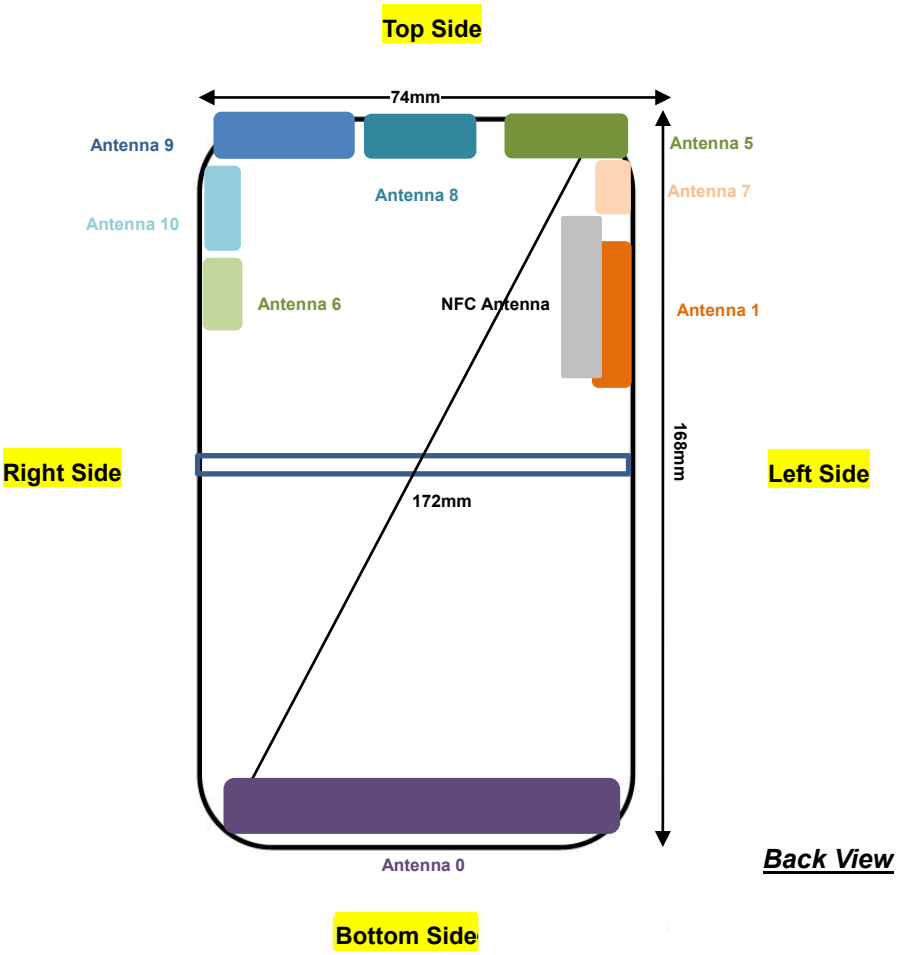

<Flip-Close Mode>

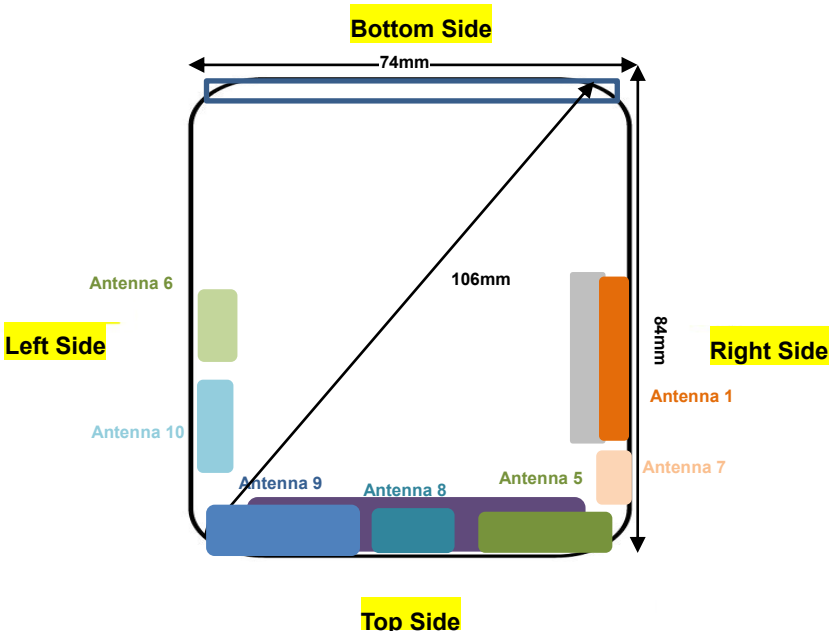

Back View

Note: This is a foldable Mobile Cellular Phone device. Above overloap area is a simulation prototype, Antenna 0 were located at the bottom and back side of the device. Antenna 9/8/5 were located at the top and front side of the device. When the device was at flip close state (screen was folded), Antenna 9/8/5 was coincident with Antenna 0.

Antenna	Support Band
Antenna 0	GSM: 850<TX/RX> UMTS: B4/5<TX/RX> LTE: B4/5/7/12/17/26/38/41/66<TX/RX> 5G NR: n5/7/12/26/38/41/66<TX/RX>
Antenna 1	GSM: 850<TX/RX> UMTS: B4/5<TX/RX> LTE: B4/5/7/12/17/26/38/41/42/48/66<TX/RX> 5G NR: n5/7/12/26/38/41/66/48/77/78<TX/RX>
Antenna 5	GSM: 1900<TX/RX> UMTS: B2/4<TX/RX> LTE: B2/4/7/38/41/66<TX/RX> 5G NR: n2/7/38/41/66<TX/RX>
Antenna 6	GSM: 1900<TX/RX> UMTS: B2/4<TX/RX> LTE: B2/4/7/38/41/42/48/66<TX/RX> 5G NR: n2/7/38/41/48/66/77/78<TX/RX>
Antenna 7	LTE: B42/48 <TX/RX> NR: n77 / n78 / n79 <TX/RX>
Antenna 8	LTE: B42/48 <TX/RX> NR: n77/78 <TX/RX> WLAN 5GHz/6GHz <TX/RX>
Antenna 9	WLAN 2.4GHz <TX/RX> Bluetooth <TX/RX>
Antenna 10	WLAN 2.4GHz <TX/RX> Bluetooth <TX/RX> WLAN 5GHz/6GHz <TX/RX>
NFC Antenna	NFC<TX/RX>

<Flip-Open Mode>

Distance of the Antenna to the EUT surface/edge						
Antennas	Back	Front	Top Side	Bottom Side	Right Side	Left Side
Antenna 0	≤ 25mm	≤ 25mm	>25mm	≤ 25mm	≤ 25mm	≤ 25mm
Antenna 1	≤ 25mm	≤ 25mm	>25mm	>25mm	>25mm	≤ 25mm
Antenna 5	≤ 25mm	≤ 25mm	≤ 25mm	>25mm	>25mm	≤ 25mm
Antenna 6	≤ 25mm	≤ 25mm	>25mm	>25mm	≤ 25mm	>25mm
Antenna 7	≤ 25mm	≤ 25mm	≤ 25mm	>25mm	>25mm	≤ 25mm
Antenna 8	≤ 25mm	≤ 25mm	≤ 25mm	>25mm	>25mm	>25mm
Antenna 9	≤ 25mm	≤ 25mm	≤ 25mm	>25mm	≤ 25mm	>25mm
Antenna 10	≤ 25mm	≤ 25mm	≤ 25mm	>25mm	≤ 25mm	>25mm
NFC Antenna	≤ 25mm	≤ 25mm	>25mm	>25mm	>25mm	≤ 25mm

Positions for SAR tests; Hotspot mode						
Antennas	Back	Front	Top Side	Bottom Side	Right Side	Left Side
Antenna 0	Yes	Yes	No	Yes	Yes	Yes
Antenna 1	Yes	Yes	No	No	No	Yes
Antenna 5	Yes	Yes	Yes	No	No	Yes
Antenna 6	Yes	Yes	No	No	Yes	No
Antenna 7	Yes	Yes	Yes	No	No	Yes
Antenna 8	Yes	Yes	Yes	No	No	No
Antenna 9	Yes	Yes	Yes	No	Yes	No
Antenna 10	Yes	Yes	Yes	No	Yes	No
NFC Antenna	Yes	Yes	No	No	No	Yes

Note: Referring to KDB 941225 D06 v02r01, when the overall device length and width are ≥ 9cm*5cm, the test distance is 10 mm. SAR must be measured for all sides and surfaces with a transmitting antenna located within 25mm from that surface or edge.

< Flip-Close Mode >

Distance of the Antenna to the EUT surface/edge						
Antennas	Back	Front	Top Side	Bottom Side	Right Side	Left Side
Antenna 0	≤ 25mm	≤ 25mm	≤ 25mm	>25mm	≤ 25mm	≤ 25mm
Antenna 1	≤ 25mm	≤ 25mm	>25mm	>25mm	≤ 25mm	>25mm
Antenna 5	≤ 25mm	≤ 25mm	≤ 25mm	>25mm	≤ 25mm	>25mm
Antenna 6	≤ 25mm	≤ 25mm	>25mm	>25mm	>25mm	≤ 25mm
Antenna 7	≤ 25mm	≤ 25mm	≤ 25mm	>25mm	≤ 25mm	>25mm
Antenna 8	≤ 25mm	≤ 25mm	>25mm	≤ 25mm	>25mm	>25mm
Antenna 9	≤ 25mm	≤ 25mm	≤ 25mm	>25mm	>25mm	≤ 25mm
Antenna 10	≤ 25mm	≤ 25mm	≤ 25mm	>25mm	>25mm	≤ 25mm
NFC Antenna	≤ 25mm	≤ 25mm	>25mm	>25mm	≤ 25mm	>25mm

Positions for SAR tests; Hotspot mode						
Antennas	Back	Front	Top Side	Bottom Side	Right Side	Left Side
Antenna 0	Yes	Yes	Yes	No	Yes	Yes
Antenna 1	Yes	Yes	No	No	Yes	No
Antenna 5	Yes	Yes	Yes	No	Yes	No
Antenna 6	Yes	Yes	No	No	No	Yes
Antenna 7	Yes	Yes	Yes	No	Yes	No
Antenna 8	Yes	Yes	Yes	No	No	No
Antenna 9	Yes	Yes	Yes	No	No	Yes
Antenna 10	Yes	Yes	Yes	No	No	Yes
NFC Antenna	Yes	Yes	No	No	Yes	No

Note: Referring to KDB 941225 D06 v02r01, when the overall device length and width are ≥ 9cm*5cm, the test distance is 10 mm. SAR must be measured for all sides and surfaces with a transmitting antenna located within 25mm from that surface or edge.