Test Graphs

11AX20SISO_Ant6_5180_26Tone_RU0

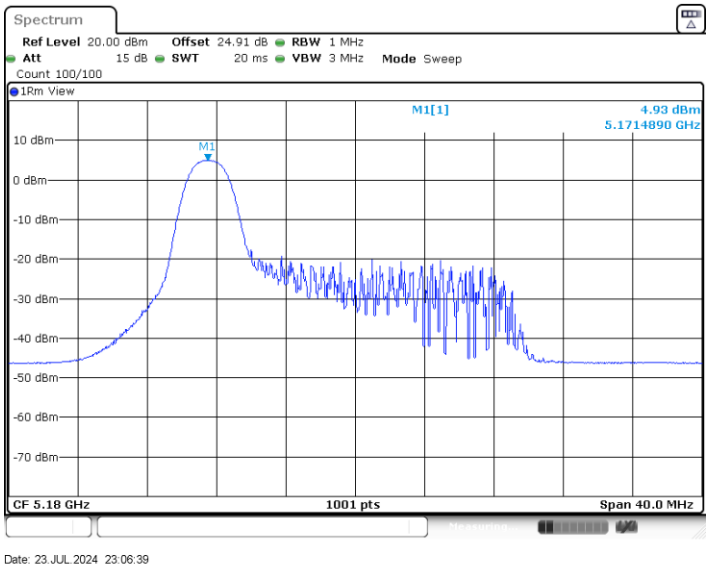

11AX20SISO_Ant6_5180_52Tone_RU37

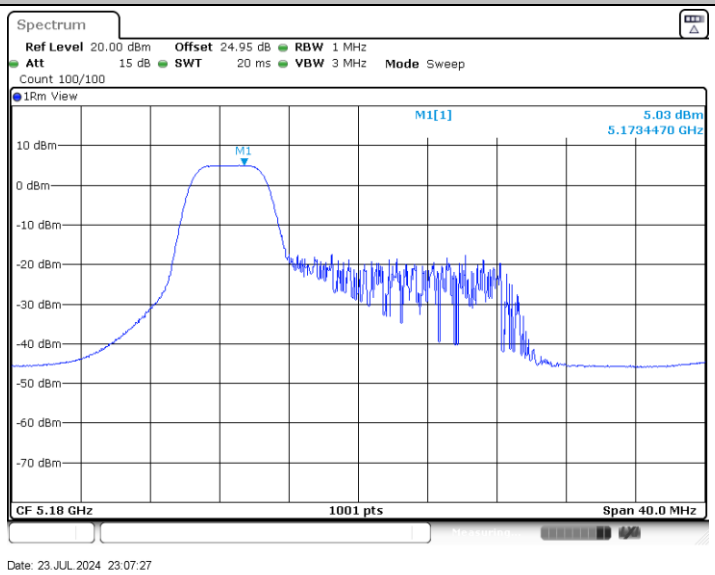

11AX20SISO_Ant6_5180_106Tone_RU53

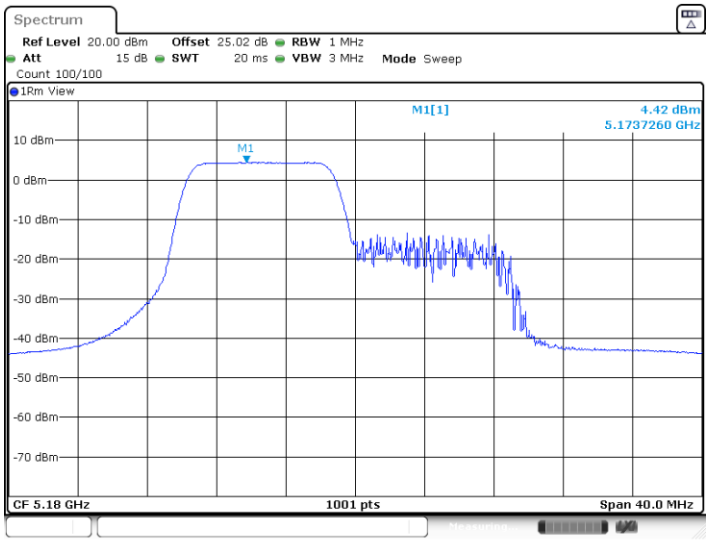

Date: 23.JUL.2024 23:09:00

11AX20SISO_Ant6_5220_26Tone_RU0

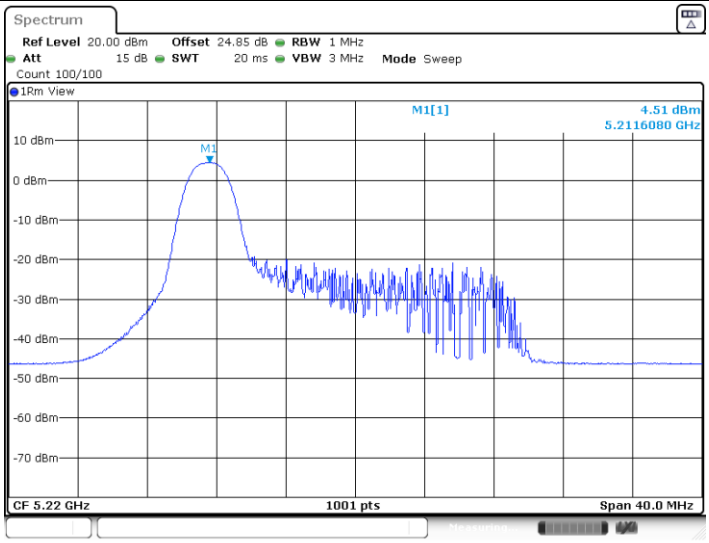

Date: 23.JUL.2024 23:10:51

11AX20SISO_Ant6_5220_52Tone_RU37

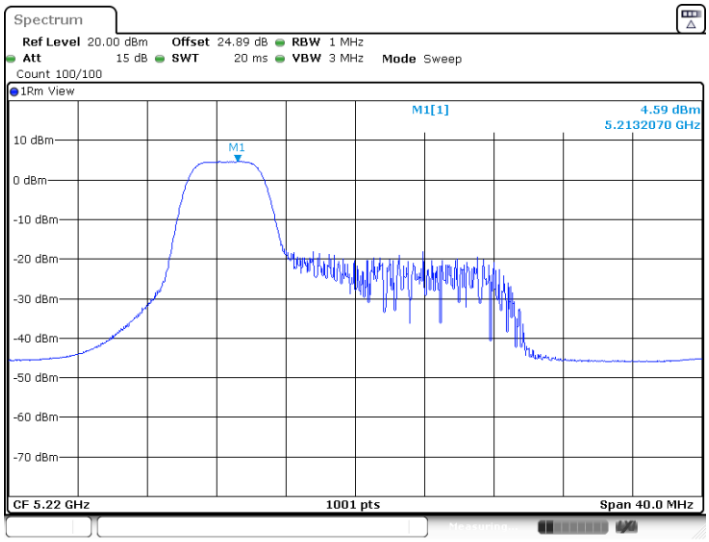

Date: 23.JUL.2024 23:12:06

11AX20SISO_Ant6_5220_106Tone_RU53

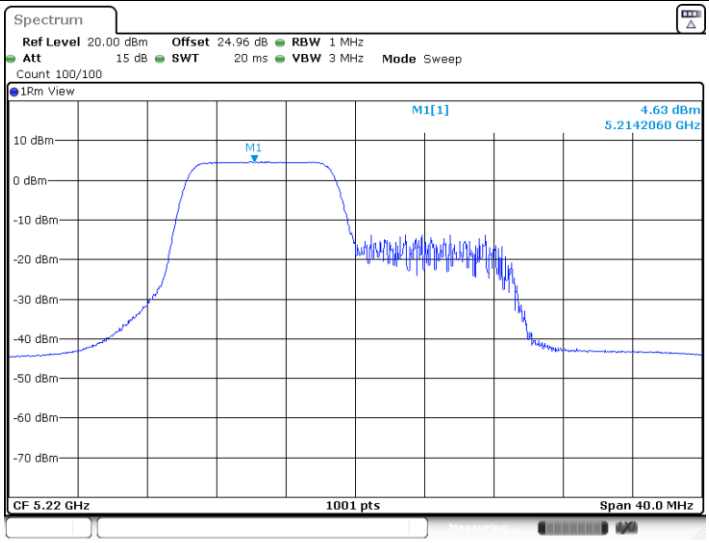

Date: 23.JUL.2024 23:12:41

11AX20SISO_Ant6_5240_26Tone_RU8

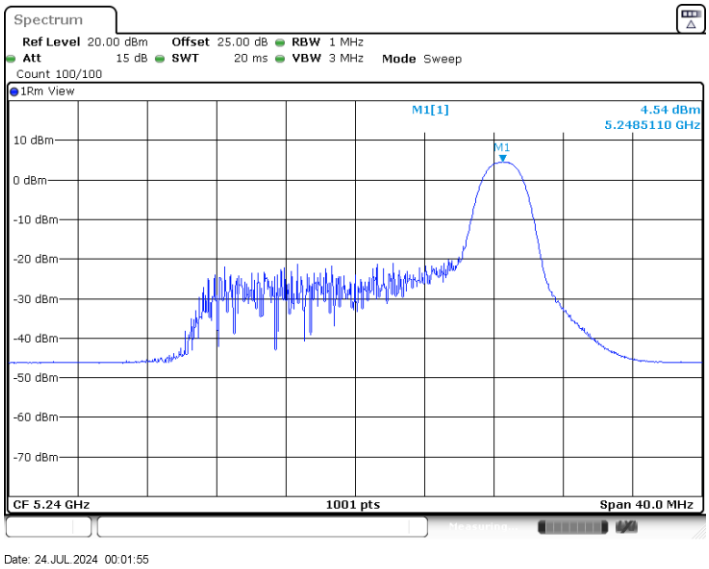

11AX20SISO_Ant6_5240_52Tone_RU40

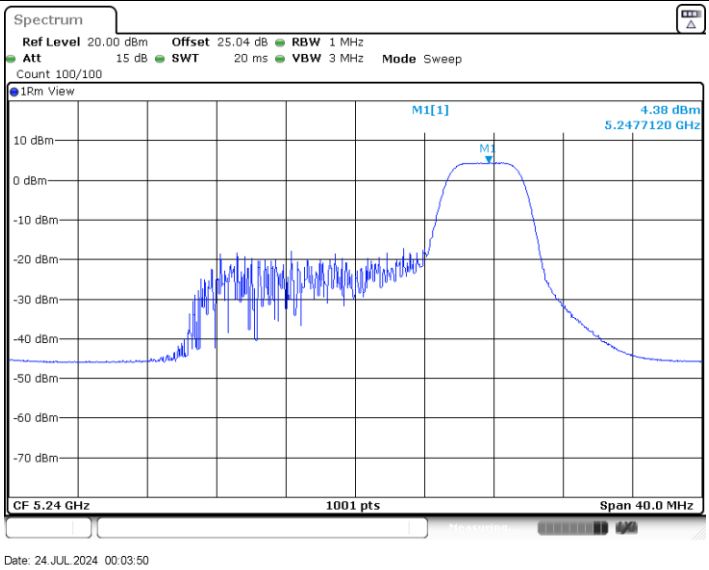

11AX20SISO_Ant6_5240_106Tone_RU54

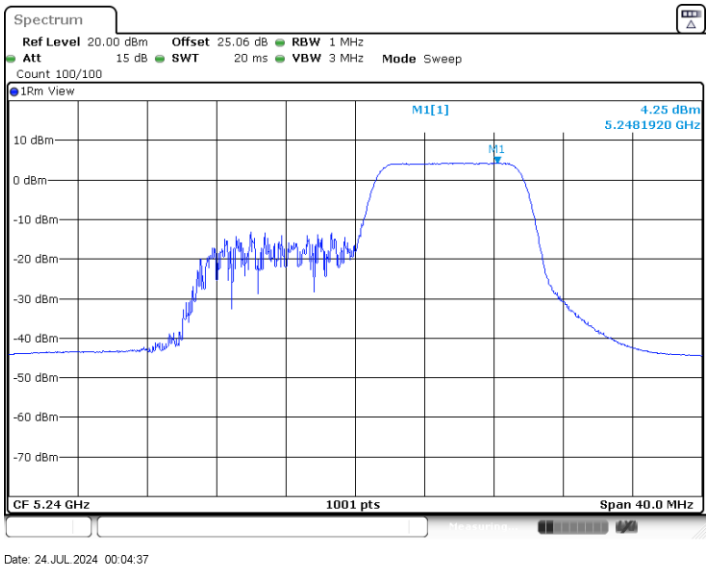

11AX20SISO_Ant6_5260_26Tone_RU0

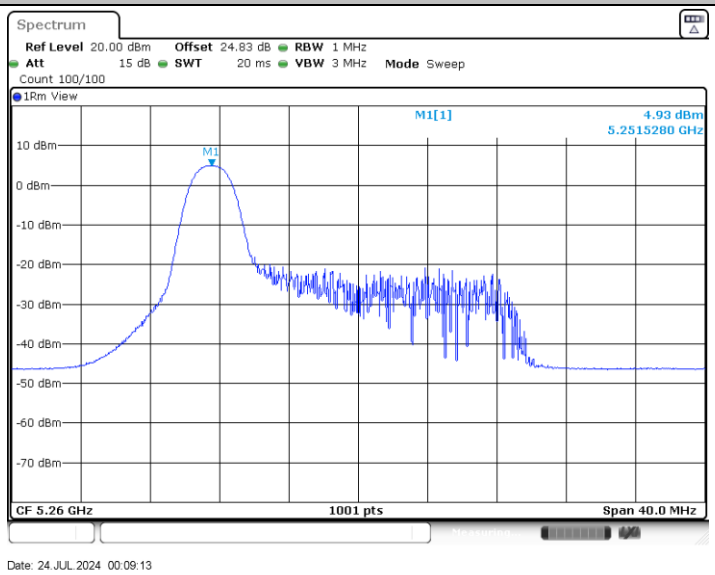

11AX20SISO_Ant6_5260_52Tone_RU37

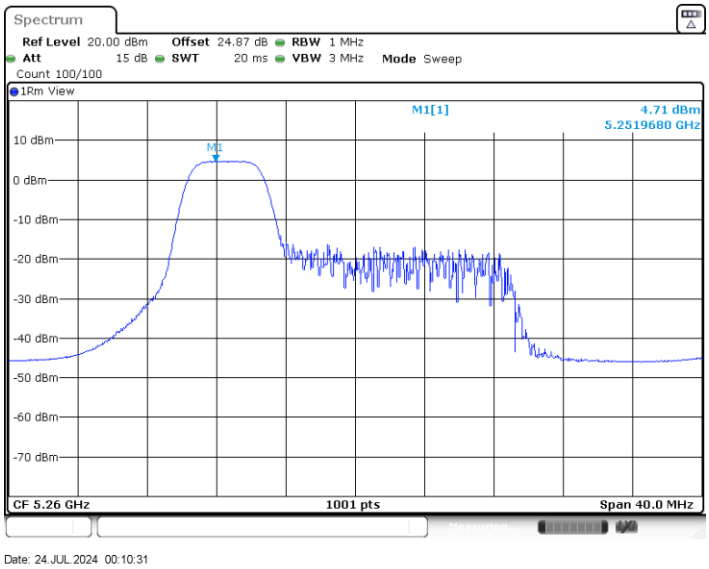

11AX20SISO_Ant6_5260_106Tone_RU53

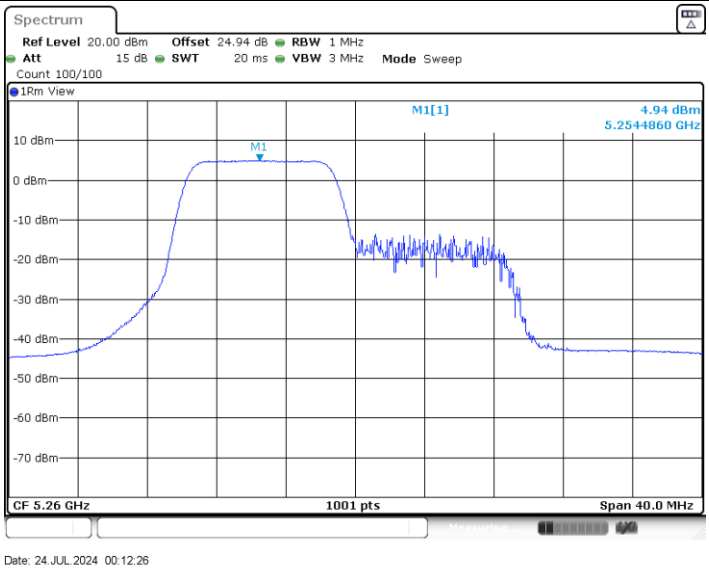

11AX20SISO_Ant6_5300_26Tone_RU0

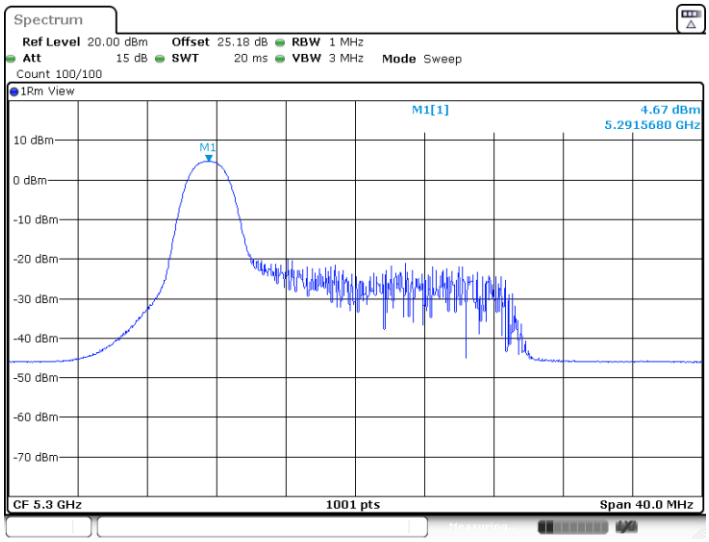

Date: 24.JUL.2024 00:14:07

11AX20SISO_Ant6_5300_52Tone_RU37

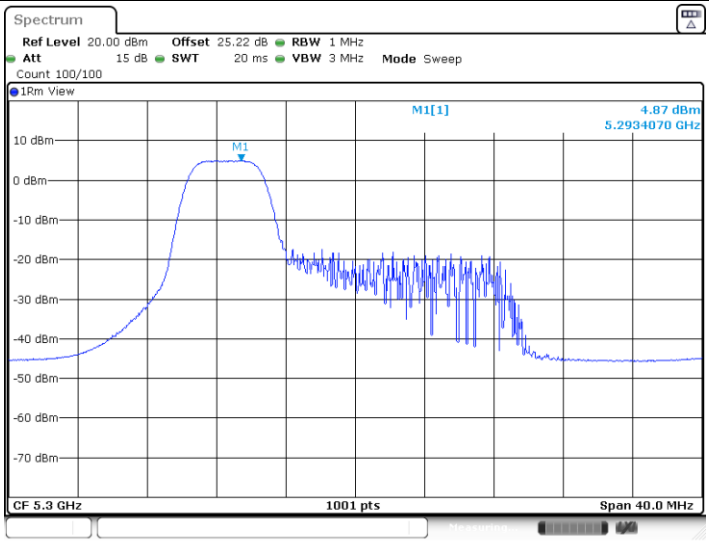

Date: 24.JUL.2024 00:14:47

11AX20SISO_Ant6_5300_106Tone_RU53

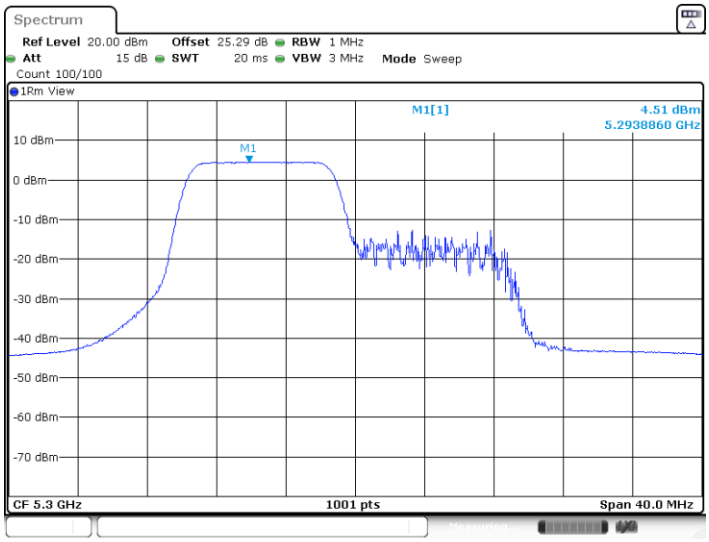

Date: 24.JUL.2024 00:15:07

11AX20SISO_Ant6_5320_26Tone_RU8

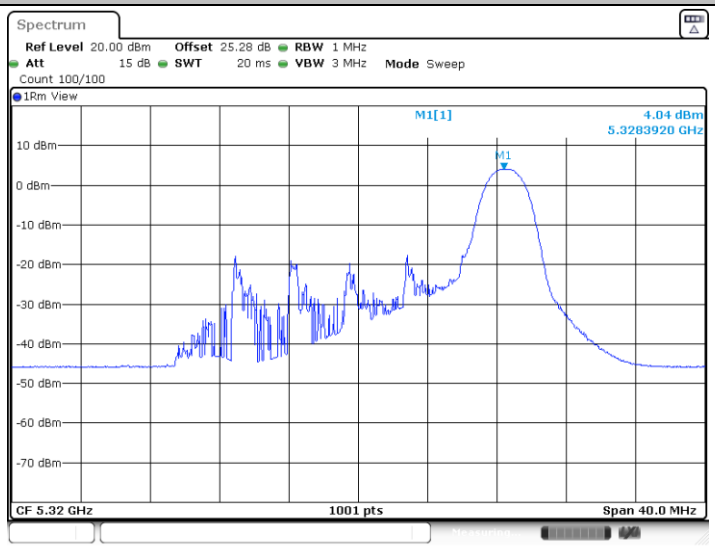

Date: 24.JUL.2024 00:16:26

11AX20SISO_Ant6_5320_52Tone_RU40

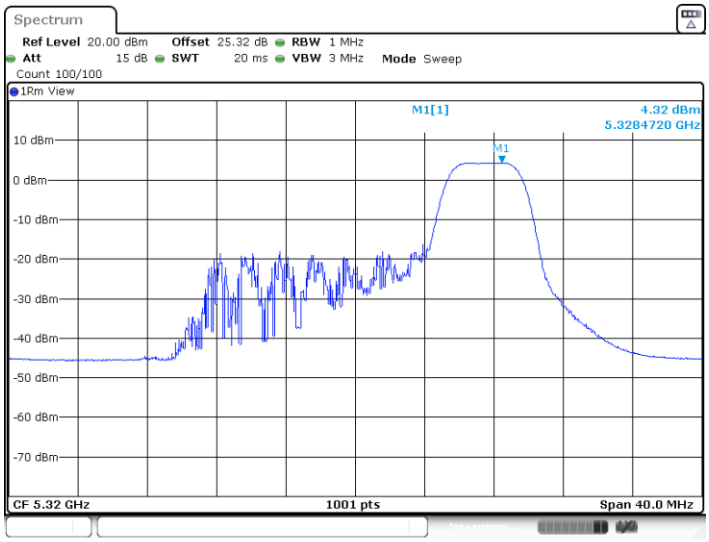

Date: 24.JUL.2024 00:17:29

11AX20SISO_Ant6_5320_106Tone_RU54

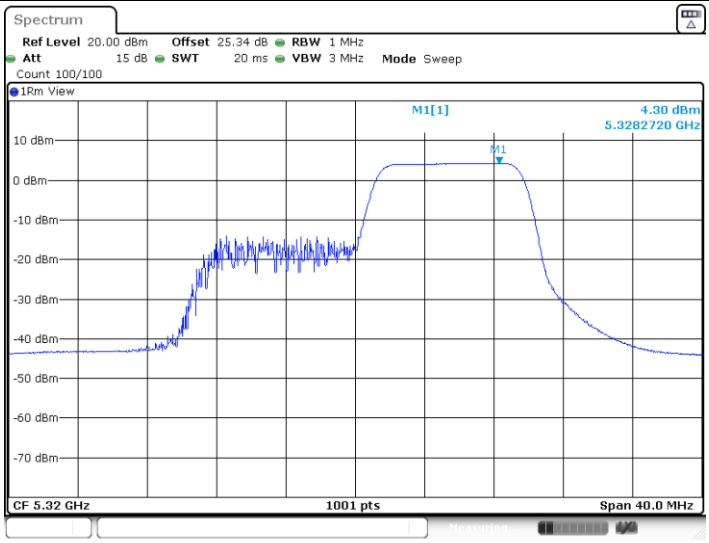

Date: 24.JUL.2024 00:18:03

11AX20SISO_Ant6_5500_26Tone_RU0

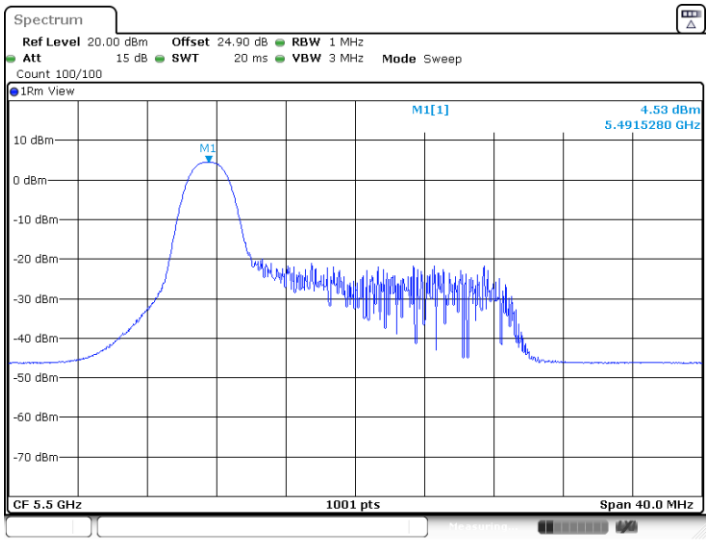

Date: 24.JUL.2024 00:19:34

11AX20SISO_Ant6_5500_52Tone_RU37

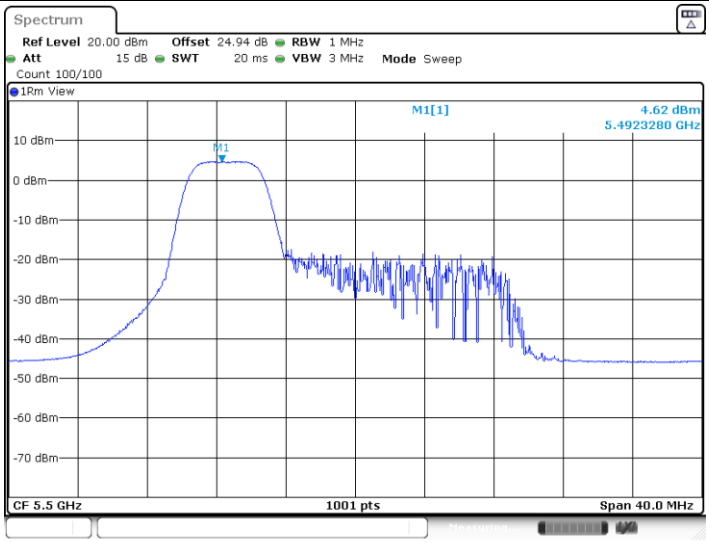

Date: 24.JUL.2024 00:20:02

11AX20SISO_Ant6_5500_106Tone_RU53

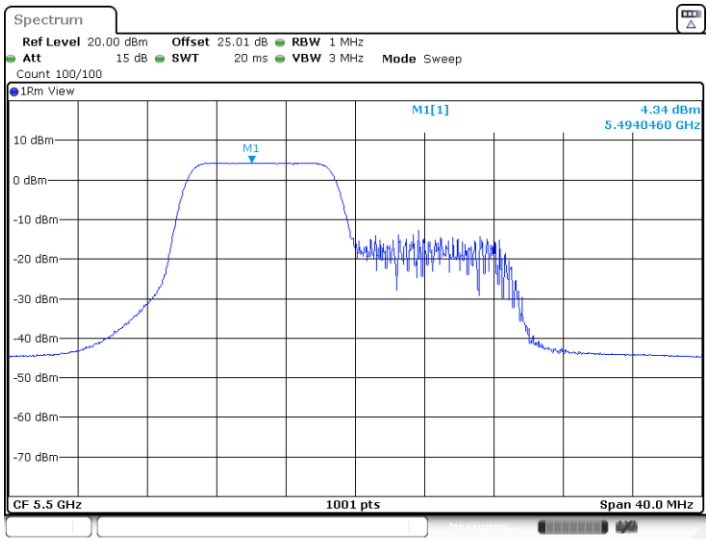

Date: 24.JUL.2024 00:20:27

11AX20SISO_Ant6_5580_26Tone_RU0

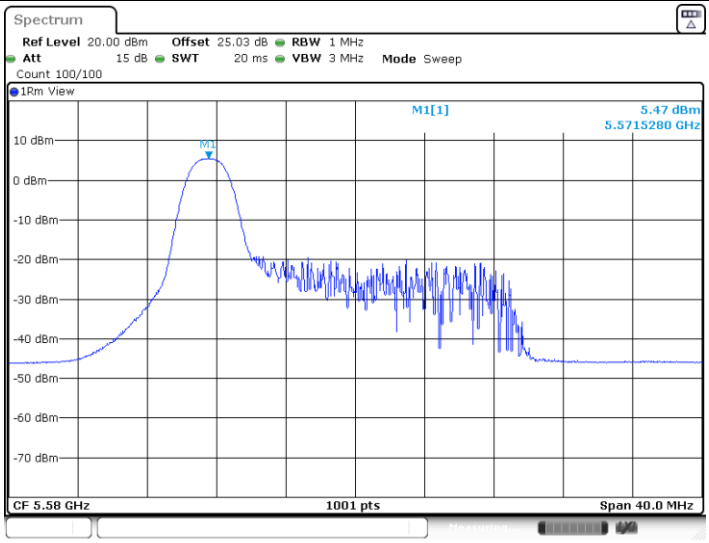

Date: 24.JUL.2024 00:22:05

11AX20SISO_Ant6_5580_52Tone_RU37

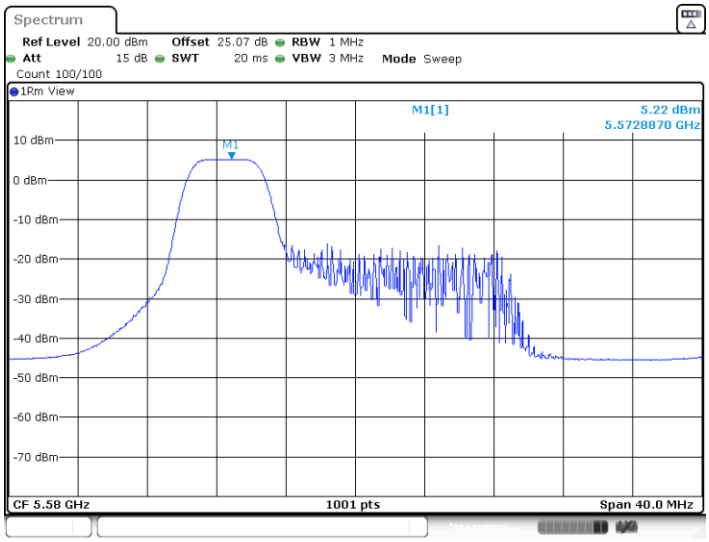

Date: 24.JUL.2024 00:23:40

11AX20SISO_Ant6_5580_106Tone_RU53

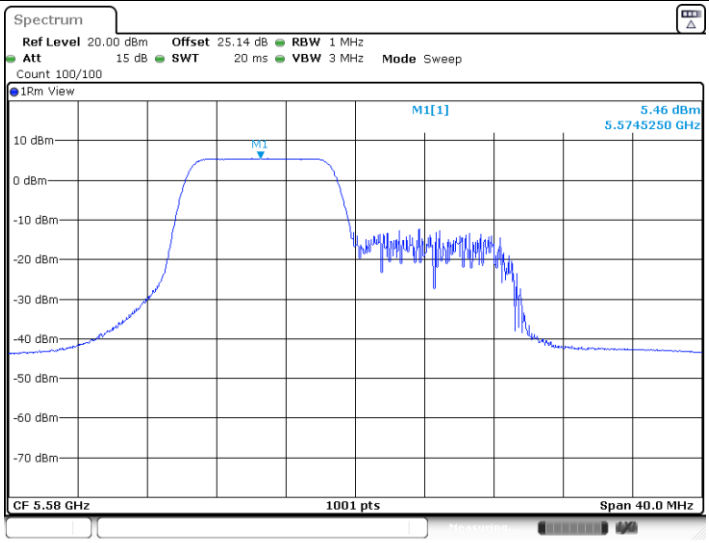

Date: 24.JUL.2024 00:24:37

11AX20SISO_Ant6_5700_26Tone_RU8

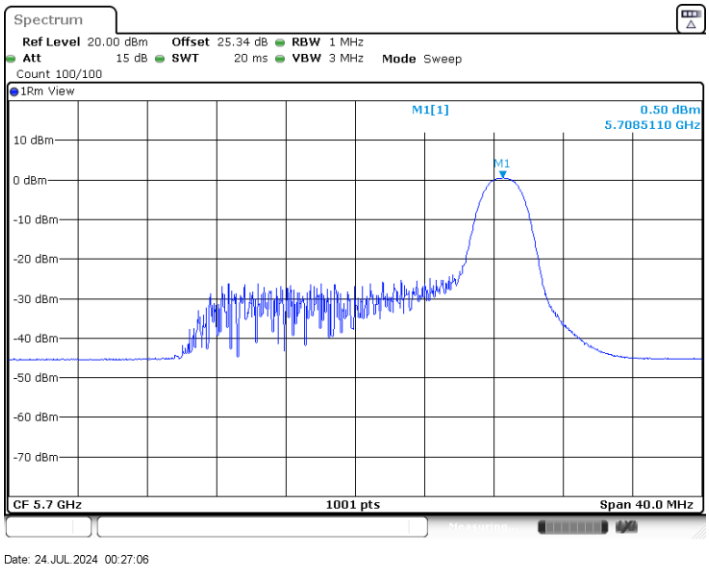

11AX20SISO_Ant6_5700_52Tone_RU40

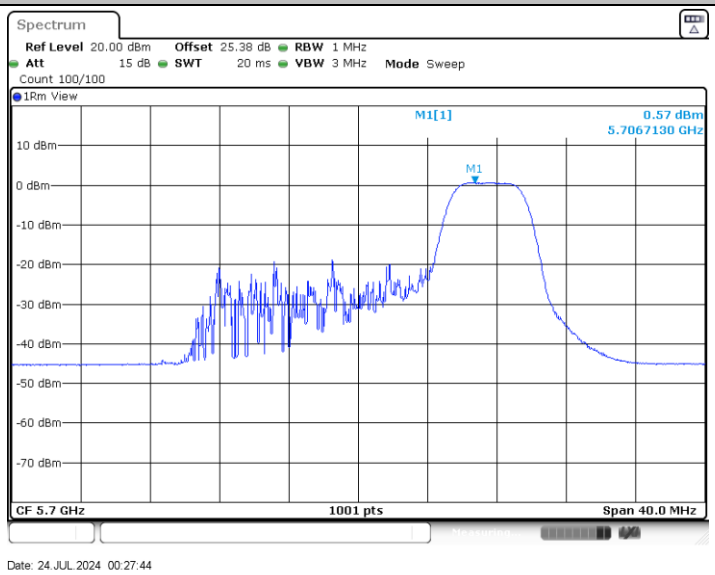

11AX20SISO_Ant6_5700_106Tone_RU54

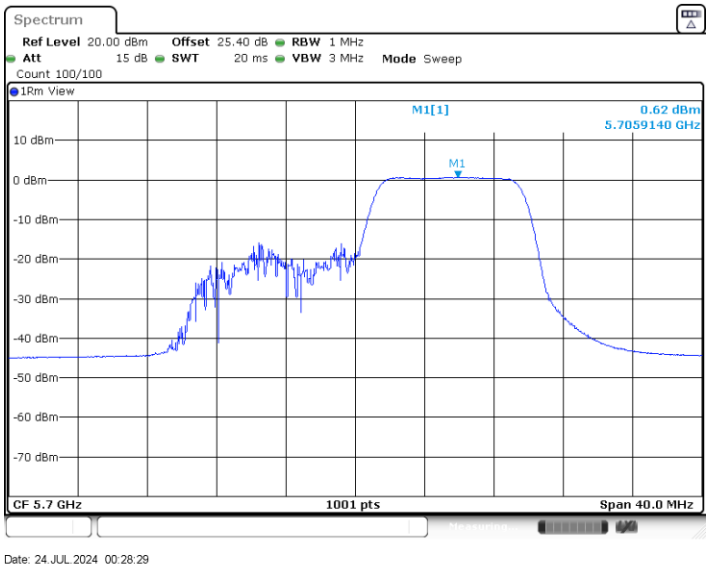

11AX20SISO_Ant6_5720_26Tone_RU8

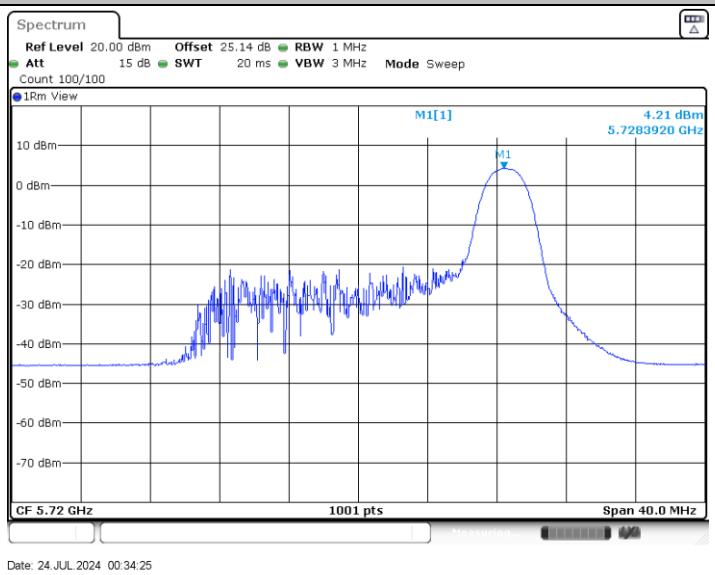

11AX20SISO_Ant6_5720_52Tone_RU40

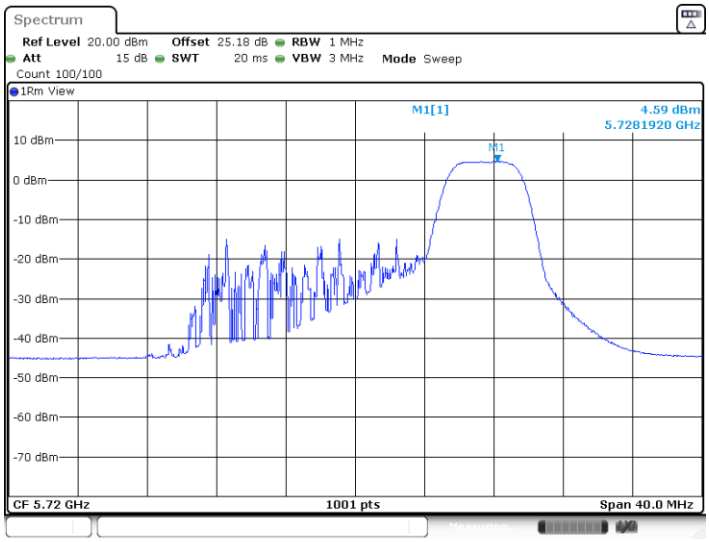

Date: 24.JUL.2024 00:35:07

11AX20SISO_Ant6_5720_106Tone_RU54

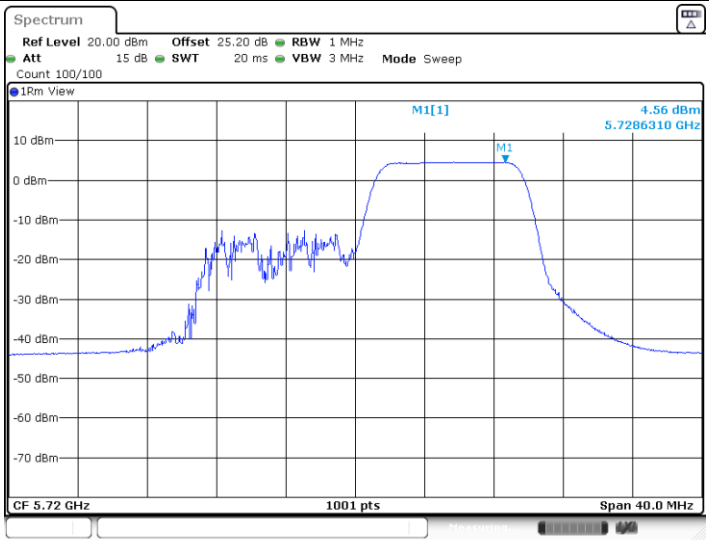

Date: 24.JUL.2024 00:35:37

11AX20SISO_Ant6_5745_26Tone_RU0

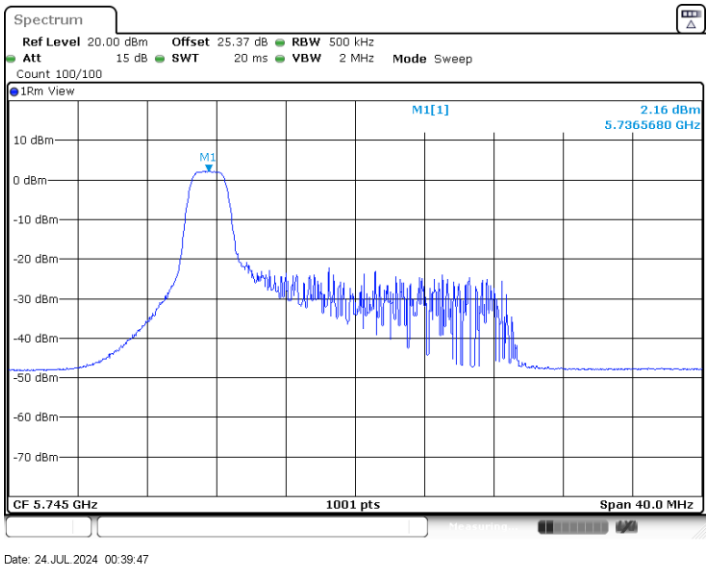

11AX20SISO_Ant6_5745_52Tone_RU37

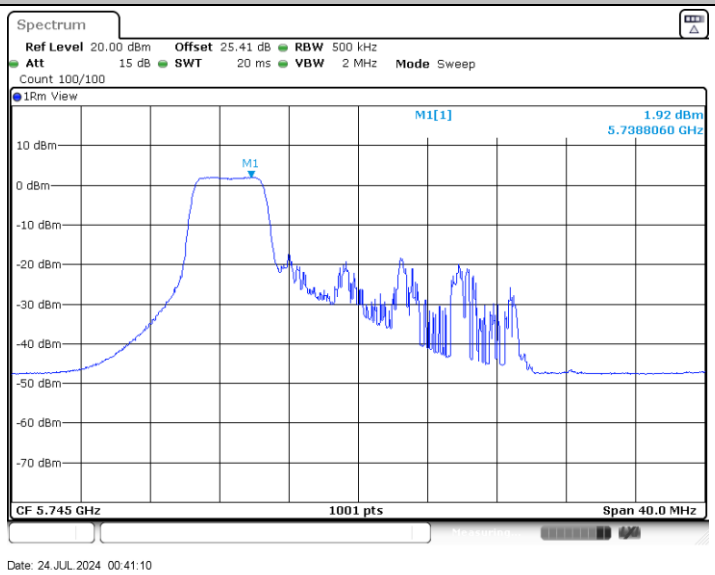

11AX20SISO_Ant6_5745_106Tone_RU53

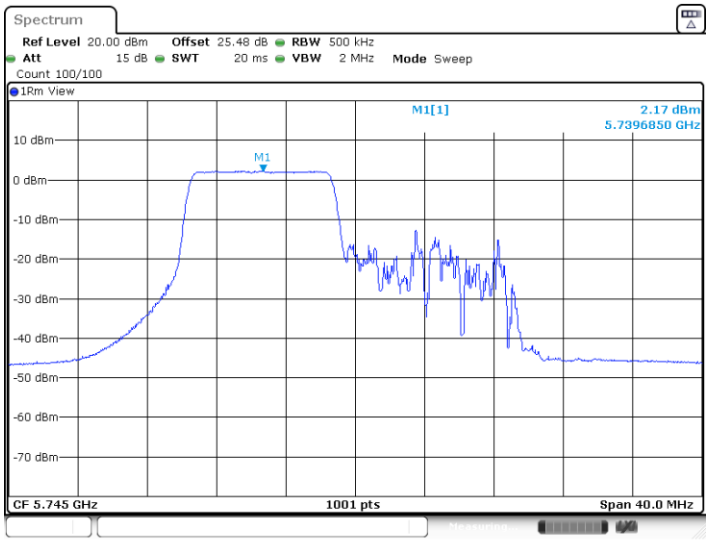

Date: 24.JUL.2024 00:41:49

11AX20SISO_Ant6_5785_26Tone_RU0

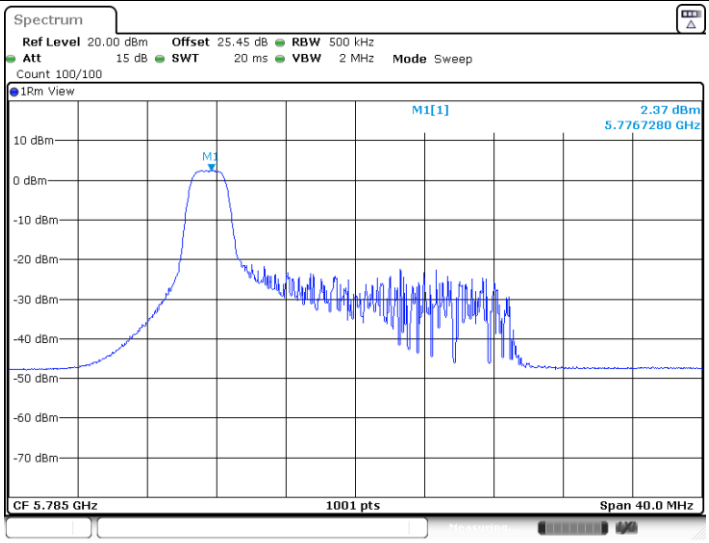

Date: 24.JUL.2024 00:42:52

11AX20SISO_Ant6_5785_52Tone_RU37

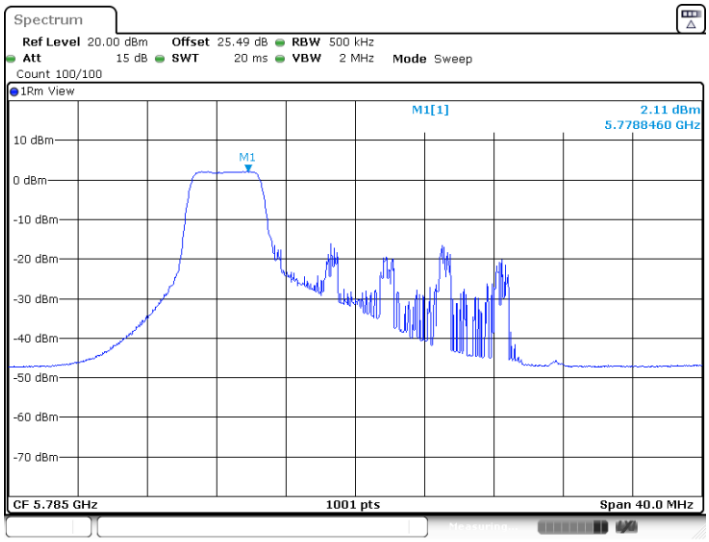

Date: 24.JUL.2024 00:43:28

11AX20SISO_Ant6_5785_106Tone_RU53

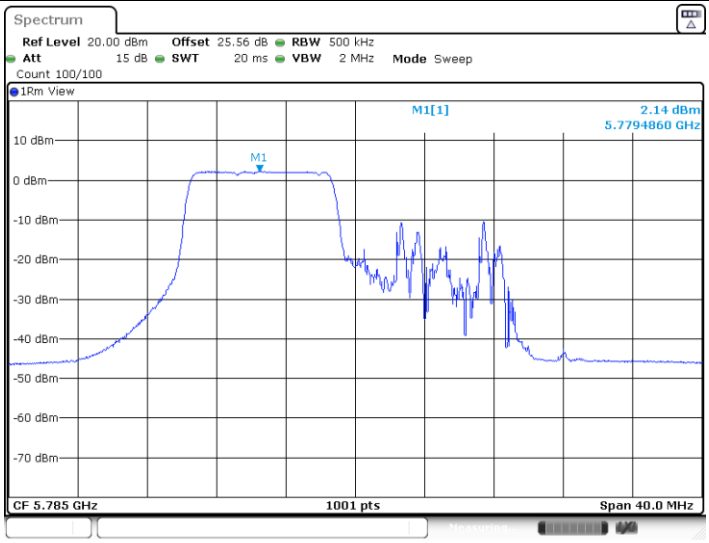

Date: 24.JUL.2024 00:43:55

11AX20SISO_Ant6_5825_26Tone_RU8

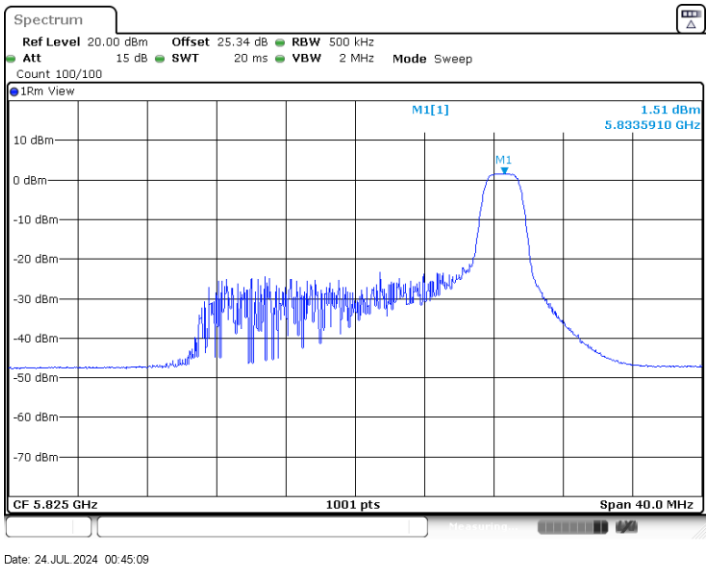

11AX20SISO_Ant6_5825_52Tone_RU40

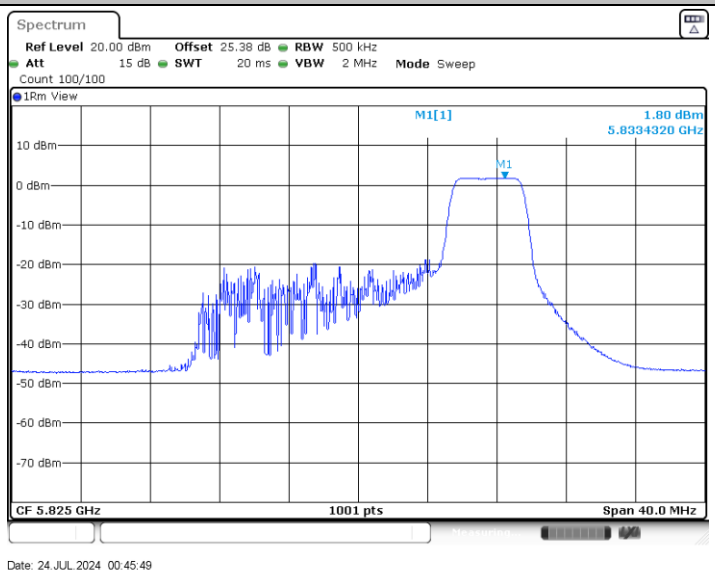

11AX20SISO_Ant6_5825_106Tone_RU54

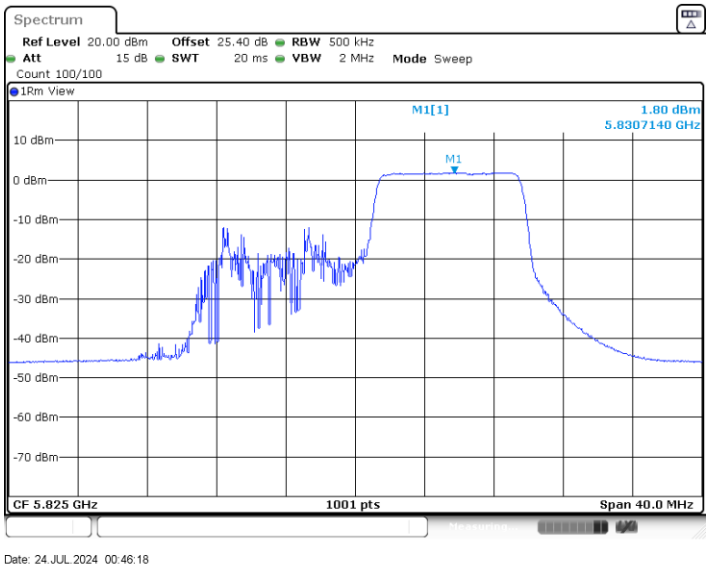

Appendix B. AC Conducted Emission Test Results

Test Engineer :	Amos Zhang	**Temperature :**	25.3~26.2℃
		Relative Humidity :	38~40%
Test Voltage :	120Vac / 60Hz	**Phase :**	Line
Remark :	All emissions not reported here are more than 10 dB below the prescribed limit.		

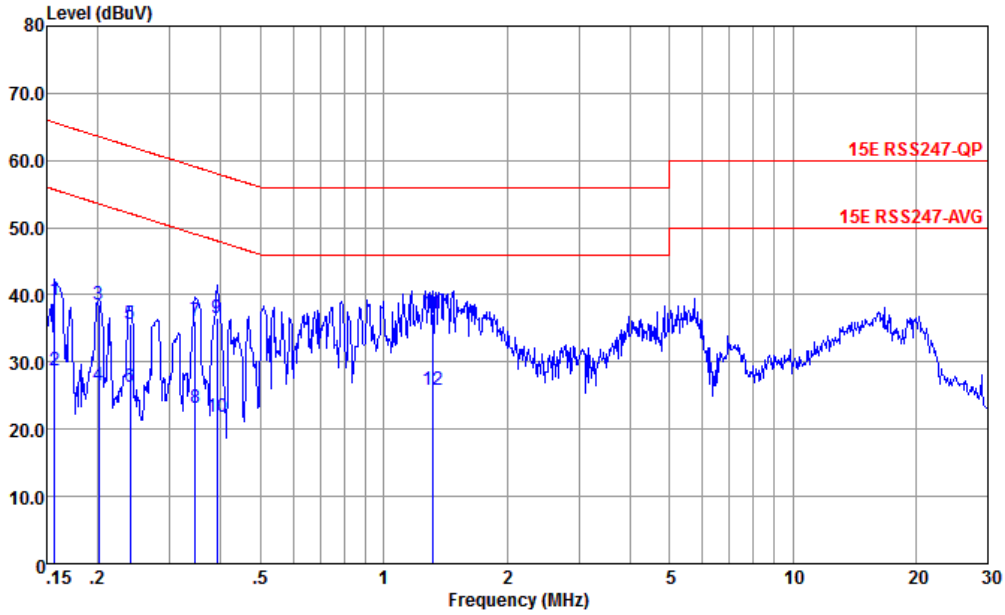

Site : CO01-KS
Condition : 15E RSS247-QP LISN-060105-L 2024 LINE

	Freq MHz	Level dBuV	Over Limit dB	Limit Line dBuV	Read Level dBuV	LISN Factor dB	Cable Loss dB	Remark
1	0.156	39.23	-26.42	65.65	28.70	0.11	10.42	QP
2	0.156	28.73	-26.92	55.65	18.20	0.11	10.42	Average
3	0.201	38.49	-25.09	63.58	28.00	0.08	10.41	QP
4	0.201	26.59	-26.99	53.58	16.10	0.08	10.41	Average
5	0.240	35.56	-26.52	62.08	25.10	0.08	10.38	QP
6	0.240	26.26	-25.82	52.08	15.80	0.08	10.38	Average
7	0.346	36.04	-23.01	59.05	25.70	0.03	10.31	QP
8	0.346	23.14	-25.91	49.05	12.80	0.03	10.31	Average
9	0.391	36.57	-21.46	58.03	26.30	-0.01	10.28	QP
10	0.391	21.77	-26.26	48.03	11.50	-0.01	10.28	Average
11 *	1.317	37.19	-18.81	56.00	27.31	-0.20	10.08	QP
12	1.317	25.89	-20.11	46.00	16.01	-0.20	10.08	Average

Test Engineer :	Amos Zhang	**Temperature :**	25.3~26.2℃
		Relative Humidity :	38~40%
Test Voltage :	120Vac / 60Hz	**Phase :**	Neutral
Remark :	All emissions not reported here are more than 10 dB below the prescribed limit.		

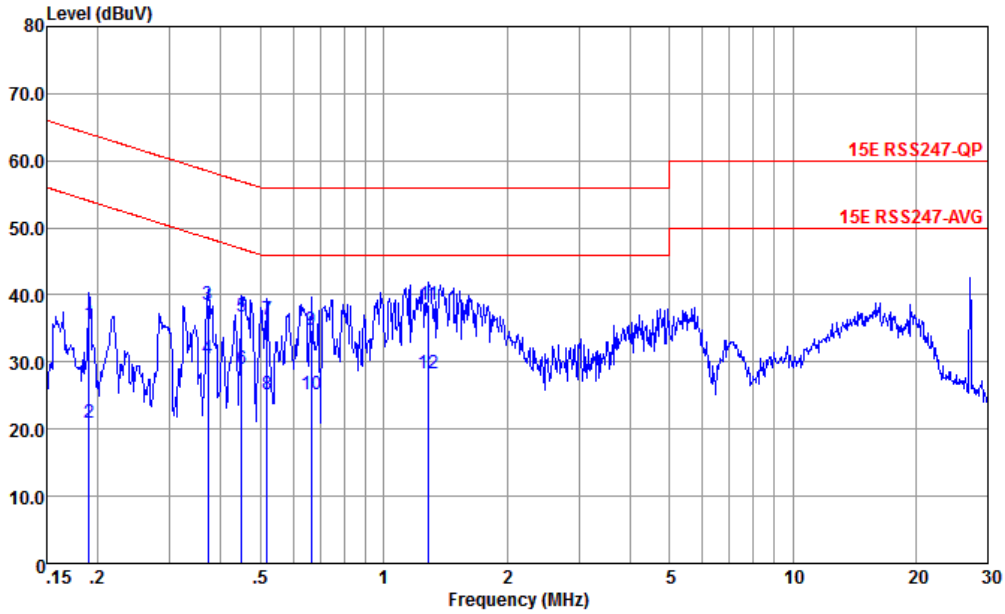

Site : CO01-KS
Condition : 15E RSS247-QP LISN-060105-N 2024 NEUTRAL

	Freq	Level	Over Limit	Limit Line	Read Level	LISN Factor	Cable Loss	Remark
	MHz	dBuV	dB	dBuV	dBuV	dB	dB	
1	0.190	35.64	-28.38	64.02	25.10	0.13	10.41	QP
2	0.190	20.84	-33.18	54.02	10.30	0.13	10.41	Average
3	0.371	38.46	-20.01	58.47	28.30	-0.13	10.29	QP
4	0.371	30.46	-18.01	48.47	20.30	-0.13	10.29	Average
5	0.449	36.80	-20.09	56.89	26.69	-0.14	10.25	QP
6	0.449	28.90	-17.99	46.89	18.79	-0.14	10.25	Average
7	0.518	36.36	-19.64	56.00	26.30	-0.15	10.21	QP
8	0.518	25.16	-20.84	46.00	15.10	-0.15	10.21	Average
9	0.665	34.69	-21.31	56.00	24.70	-0.16	10.15	QP
10	0.665	25.09	-20.91	46.00	15.10	-0.16	10.15	Average
11 *	1.289	38.50	-17.50	56.00	28.59	-0.18	10.09	QP
12	1.289	28.40	-17.60	46.00	18.49	-0.18	10.09	Average

Note:

1. Level(dBμV) = Read Level(dBμV) + LISN Factor(dB) + Cable Loss(dB)
2. Over Limit(dB) = Level(dBμV) – Limit Line(dBμV)

Appendix C. Radiated Spurious Emission Test Data

Test Engineer :	Jake zhou	Relative Humidity :	52 ~ 56%
		Temperature :	22 ~ 25℃

Radiated Spurious Emission Test Modes

Mode	Band	Band (GHz)	Antenna	Modulation	Channel	Frequency	Data Rate	RU	Remark
Mode 1	U-NII-1	5.15-5.25	6	802.11a	36	5180	6Mbps	-	-
Mode 2	U-NII-1	5.15-5.25	6	802.11a	44	5220	6Mbps	-	-
Mode 3	U-NII-1	5.15-5.25	6	802.11a	48	5240	6Mbps	-	-
Mode 4	U-NII-2A	5.25-5.35	6	802.11a	52	5260	6Mbps	-	-
Mode 5	U-NII-2A	5.25-5.35	6	802.11a	60	5300	6Mbps	-	-
Mode 6	U-NII-2A	5.25-5.35	6	802.11a	64	5320	6Mbps	-	-
Mode 7	U-NII-2C	5.47-5.725	6	802.11a	100	5500	6Mbps	-	-
Mode 8	U-NII-2C	5.47-5.725	6	802.11a	116	5580	6Mbps	-	-
Mode 9	U-NII-2C	5.47-5.725	6	802.11a	140	5700	6Mbps	-	-
Mode 10	U-NII-1	5.15-5.25	6	802.11ax HE20	36	5180	MCS0	Full	-
Mode 11	U-NII-1	5.15-5.25	6	802.11ax HE20	44	5220	MCS0	Full	-
Mode 12	U-NII-1	5.15-5.25	6	802.11ax HE20	48	5240	MCS0	Full	-
Mode 13	U-NII-2A	5.25-5.35	6	802.11ax HE20	52	5260	MCS0	Full	-
Mode 14	U-NII-2A	5.25-5.35	6	802.11ax HE20	60	5300	MCS0	Full	-
Mode 15	U-NII-2A	5.25-5.35	6	802.11ax HE20	64	5320	MCS0	Full	-
Mode 16	U-NII-2C	5.47-5.725	6	802.11ax HE20	100	5500	MCS0	Full	-
Mode 17	U-NII-2C	5.47-5.725	6	802.11ax HE20	116	5580	MCS0	Full	-
Mode 18	U-NII-2C	5.47-5.725	6	802.11ax HE20	140	5700	MCS0	Full	-
Mode 19	U-NII-1	5.15-5.25	6	802.11ax HE20	36	5180	MCS0	RU26/0	-
Mode 20	U-NII-2A	5.25-5.35	6	802.11ax HE20	64	5320	MCS0	RU26/8	-
Mode 21	U-NII-2C	5.47-5.725	6	802.11ax HE20	100	5500	MCS0	RU26/0	-
Mode 22	U-NII-2C	5.47-5.725	6	802.11ax HE20	140	5700	MCS0	RU26/8	-
Mode 23	U-NII-1	5.15-5.25	6	802.11ax HE20	36	5180	MCS0	RU52/37	-
Mode 24	U-NII-2A	5.25-5.35	6	802.11ax HE20	64	5320	MCS0	RU52/40	-
Mode 25	U-NII-2C	5.47-5.725	6	802.11ax HE20	100	5500	MCS0	RU52/37	-
Mode 26	U-NII-2C	5.47-5.725	6	802.11ax HE20	140	5700	MCS0	RU52/40	-
Mode 27	U-NII-1	5.15-5.25	6	802.11ax HE20	36	5180	MCS0	RU106/53	-
Mode 28	U-NII-2A	5.25-5.35	6	802.11ax HE20	64	5320	MCS0	RU106/54	-
Mode 29	U-NII-2C	5.47-5.725	6	802.11ax HE20	100	5500	MCS0	RU106/53	-
Mode 30	U-NII-2C	5.47-5.725	6	802.11ax HE20	140	5700	MCS0	RU106/54	-
Mode 31	U-NII-1	5.15-5.25	6	802.11ax HE40	38	5190	MCS0	Full	-
Mode 32	U-NII-1	5.15-5.25	6	802.11ax HE40	46	5230	MCS0	Full	-
Mode 33	U-NII-2A	5.25-5.35	6	802.11ax HE40	54	5270	MCS0	Full	-
Mode 34	U-NII-2A	5.25-5.35	6	802.11ax HE40	62	5310	MCS0	Full	-
Mode 35	U-NII-2C	5.47-5.725	6	802.11ax HE40	102	5510	MCS0	Full	-
Mode 36	U-NII-2C	5.47-5.725	6	802.11ax HE40	110	5550	MCS0	Full	-
Mode 37	U-NII-2C	5.47-5.725	6	802.11ax HE40	134	5670	MCS0	Full	-
Mode 38	U-NII-1	5.15-5.25	6	802.11ax HE80	42	5210	MCS0	Full	-
Mode 39	U-NII-2A	5.25-5.35	6	802.11ax HE80	58	5290	MCS0	Full	-

Mode	Band	Band (GHz)	Antenna	Modulation	Channel	Frequency	Data Rate	RU	Remark
Mode 40	U-NII-2C	5.47-5.725	6	802.11ax HE80	106	5530	MCS0	Full	-
Mode 41	U-NII-2C	5.47-5.725	6	802.11ax HE80	122	5610	MCS0	Full	-
Mode 42	U-NII-3	5.725-5.85	6	802.11a	149	5745	6Mbps	-	-
Mode 43	U-NII-3	5.725-5.85	6	802.11a	157	5785	6Mbps	-	-
Mode 44	U-NII-3	5.725-5.85	6	802.11a	165	5825	6Mbps	-	-
Mode 45	U-NII-3	5.725-5.85	6	802.11ax HE20	149	5745	MCS0	Full	-
Mode 46	U-NII-3	5.725-5.85	6	802.11ax HE20	157	5785	MCS0	Full	-
Mode 47	U-NII-3	5.725-5.85	6	802.11ax HE20	165	5825	MCS0	Full	-
Mode 48	U-NII-3	5.725-5.85	6	802.11ax HE40	151	5755	MCS0	Full	-
Mode 49	U-NII-3	5.725-5.85	6	802.11ax HE40	159	5795	MCS0	Full	-
Mode 50	U-NII-3	5.725-5.85	6	802.11ax HE80	155	5775	MCS0	Full	-
Mode 51	U-NII-3	5.725-5.85	6	802.11ax HE20	149	5745	MCS0	RU26/0	-
Mode 52	U-NII-3	5.725-5.85	6	802.11ax HE20	165	5825	MCS0	RU26/8	-
Mode 53	U-NII-3	5.725-5.85	6	802.11ax HE20	149	5745	MCS0	RU52/37	-
Mode 54	U-NII-3	5.725-5.85	6	802.11ax HE20	165	5825	MCS0	RU52/40	-
Mode 55	U-NII-3	5.725-5.85	6	802.11ax HE20	149	5745	MCS0	RU106/53	-
Mode 56	U-NII-3	5.725-5.85	6	802.11ax HE20	165	5825	MCS0	RU106/54	-
Mode 57	U-NII-2C	5.47-5.85	6	802.11a	144	5720	6Mbps	-	-
Mode 58	U-NII-2C	5.47-5.85	6	802.11ax HE20	144	5720	MCS0	-	-
Mode 59	U-NII-2C	5.47-5.85	6	802.11ax HE40	142	5710	MCS0	-	-
Mode 60	U-NII-2C	5.47-5.85	6	802.11ax HE80	138	5690	MCS0	-	-
Mode 61	U-NII-1	5.15-5.25	6	802.11ac VHT40	38	5190	MCS0	Full	-
Mode 62	U-NII-1	5.15-5.25	6	802.11ac VHT40	46	5230	MCS0	Full	-
Mode 63	U-NII-2A	5.25-5.35	6	802.11ac VHT40	54	5270	MCS0	Full	-
Mode 64	U-NII-2A	5.25-5.35	6	802.11ac VHT40	62	5310	MCS0	Full	-
Mode 65	U-NII-2C	5.47-5.725	6	802.11ac VHT40	102	5510	MCS0	Full	-
Mode 66	U-NII-2C	5.47-5.725	6	802.11ac VHT40	110	5550	MCS0	Full	-
Mode 67	U-NII-2C	5.47-5.725	6	802.11ac VHT40	134	5670	MCS0	Full	-
Mode 68	U-NII-3	5.725-5.85	6	802.11ac VHT40	151	5755	MCS0	Full	-
Mode 69	U-NII-3	5.725-5.85	6	802.11ac VHT40	159	5795	MCS0	Full	-
Mode 70	U-NII-2C	5.47-5.85	6	802.11ac VHT40	142	5710	MCS0	-	-
Mode 71	U-NII-2C	5.47-5.725	6	802.11a	132	5660	6Mbps	-	-
Mode 72	U-NII-2C	5.47-5.725	6	802.11ax HE20	132	5660	MCS0	-	-
Mode 73	U-NII-2C	5.47-5.725	6	802.11a	136	5680	6Mbps	-	-
Mode 74	U-NII-2C	5.47-5.725	6	802.11ax HE20	136	5680	MCS0	-	-
Mode 75	U-NII-1	5.15-5.25	6	802.11ax HE80	42	5210	MCS0	Full	-
	2400-2483.5	2400-2483.5	6	Bluetooth-LE	38	2478	2Mbps	Full	-
	Part 96 LTE Band 48 BW=20M								

Summary of each worse mode

Mode	Modulation	Ch.	Freq. (MHz)	Level (dBuV/m)	Limit (dBuV/m)	Margin (dB)	Pol.	Peak Avg.	Result	Remark
1	802.11a	36	5149.70	46.73	54.00	-7.27	H	AVERAGE	Pass	Band Edge
1	802.11a	36	10360.00	43.52	68.20	-24.68	H	PEAK	Pass	Harmonic
2	802.11a	44	-	-	-	-	-	-	-	Band Edge
2	802.11a	44	10440.00	45.35	68.20	-22.85	V	PEAK	Pass	Harmonic
3	802.11a	48	-	-	-	-	-	-	-	Band Edge
3	802.11a	48	10480.00	44.65	68.20	-23.55	H	PEAK	Pass	Harmonic
4	802.11a	52	-	-	-	-	-	-	-	Band Edge
4	802.11a	52	10520.00	43.91	68.20	-24.29	V	PEAK	Pass	Harmonic
5	802.11a	60	-	-	-	-	-	-	-	Band Edge
5	802.11a	60	10600.00	43.85	74.00	-30.15	H	PEAK	Pass	Harmonic
6	802.11a	64	5350.00	48.78	54.00	-5.22	H	AVERAGE	Pass	Band Edge
6	802.11a	64	10640.00	44.28	74.00	-29.72	H	PEAK	Pass	Harmonic
7	802.11a	100	5465.68	62.84	68.20	-5.36	H	PEAK	Pass	Band Edge
7	802.11a	100	11000.00	43.33	74.00	-30.67	H	PEAK	Pass	Harmonic
8	802.11a	116	-	-	-	-	-	-	-	Band Edge
8	802.11a	116	11160.00	43.53	74.00	-30.47	H	PEAK	Pass	Harmonic
9	802.11a	140	5732.36	64.17	68.20	-4.03	H	PEAK	Pass	Band Edge
9	802.11a	140	11400.00	44.62	74.00	-29.38	V	PEAK	Pass	Harmonic
10	802.11ax HE20	36	5149.80	46.06	54.00	-7.94	H	AVERAGE	Pass	Band Edge
10	802.11ax HE20	36	10360.00	44.20	68.20	-24.00	H	PEAK	Pass	Harmonic
11	802.11ax HE20	44	-	-	-	-	-	-	-	Band Edge
11	802.11ax HE20	44	10440.00	44.41	68.20	-23.79	V	PEAK	Pass	Harmonic
12	802.11ax HE20	48	-	-	-	-	-	-	-	Band Edge
12	802.11ax HE20	48	10480.00	44.62	68.20	-23.58	V	PEAK	Pass	Harmonic
13	802.11ax HE20	52	-	-	-	-	-	-	-	Band Edge
13	802.11ax HE20	52	10520.00	44.37	68.20	-23.83	H	PEAK	Pass	Harmonic
14	802.11ax HE20	60	-	-	-	-	-	-	-	Band Edge
14	802.11ax HE20	60	10600.00	44.78	74.00	-29.22	V	PEAK	Pass	Harmonic
15	802.11ax HE20	64	5350.00	48.76	54.00	-5.24	H	AVERAGE	Pass	Band Edge
15	802.11ax HE20	64	10640.00	43.65	74.00	-30.35	V	PEAK	Pass	Harmonic
16	802.11ax HE20	100	5469.36	60.89	68.20	-7.31	H	PEAK	Pass	Band Edge
16	802.11ax HE20	100	11000.00	42.99	74.00	-31.01	H	PEAK	Pass	Harmonic
17	802.11ax HE20	116	-	-	-	-	-	-	-	Band Edge
17	802.11ax HE20	116	11160.00	43.94	74.00	-30.06	V	PEAK	Pass	Harmonic
18	802.11ax HE20	140	5725.00	64.68	68.20	-3.52	H	PEAK	Pass	Band Edge
18	802.11ax HE20	140	11400.00	45.12	74.00	-28.88	V	PEAK	Pass	Harmonic
19	802.11ax HE20	36	5101.00	38.37	54.00	-15.63	H	AVERAGE	Pass	Band Edge
19	802.11ax HE20	36	-	-	-	-	-	-	-	Harmonic

Mode	Modulation	Ch.	Freq. (MHz)	Level (dBuV/m)	Limit (dBuV/m)	Margin (dB)	Pol.	Peak Avg.	Result	Remark
20	802.11ax HE20	64	5398.00	37.57	54.00	-16.43	H	AVERAGE	Pass	Band Edge
20	802.11ax HE20	64	-	-	-	-	-	-	-	Harmonic
21	802.11ax HE20	100	5459.60	38.41	54.00	-15.59	H	AVERAGE	Pass	Band Edge
21	802.11ax HE20	100	-	-	-	-	-	-	-	Harmonic
22	802.11ax HE20	140	5726.60	49.34	68.20	-18.86	H	PEAK	Pass	Band Edge
22	802.11ax HE20	140	-	-	-	-	-	-	-	Harmonic
23	802.11ax HE20	36	5141.30	39.37	54.00	-14.63	H	AVERAGE	Pass	Band Edge
23	802.11ax HE20	36	-	-	-	-	-	-	-	Harmonic
24	802.11ax HE20	64	5399.70	37.85	54.00	-16.15	H	AVERAGE	Pass	Band Edge
24	802.11ax HE20	64	-	-	-	-	-	-	-	Harmonic
25	802.11ax HE20	100	5459.92	39.13	54.00	-14.87	H	AVERAGE	Pass	Band Edge
25	802.11ax HE20	100	-	-	-	-	-	-	-	Harmonic
26	802.11ax HE20	140	5749.24	50.00	68.20	-18.20	H	PEAK	Pass	Band Edge
26	802.11ax HE20	140	-	-	-	-	-	-	-	Harmonic
27	802.11ax HE20	36	5150.00	40.98	54.00	-13.02	H	AVERAGE	Pass	Band Edge
27	802.11ax HE20	36	-	-	-	-	-	-	-	Harmonic
28	802.11ax HE20	64	5350.20	40.45	54.00	-13.55	H	AVERAGE	Pass	Band Edge
28	802.11ax HE20	64	-	-	-	-	-	-	-	Harmonic
29	802.11ax HE20	100	5459.92	39.61	54.00	-14.39	H	AVERAGE	Pass	Band Edge
29	802.11ax HE20	100	-	-	-	-	-	-	-	Harmonic
30	802.11ax HE20	140	5727.64	52.14	68.20	-16.06	V	PEAK	Pass	Band Edge
30	802.11ax HE20	140	-	-	-	-	-	-	-	Harmonic
31	802.11ax HE40	38	5149.28	49.45	54.00	-4.55	H	AVERAGE	Pass	Band Edge
31	802.11ax HE40	38	10380.00	43.43	68.20	-24.77	V	PEAK	Pass	Harmonic
32	802.11ax HE40	46	-	-	-	-	-	-	-	Band Edge
32	802.11ax HE40	46	10460.00	44.21	68.20	-23.99	H	PEAK	Pass	Harmonic
33	802.11ax HE40	54	-	-	-	-	-	-	-	Band Edge
33	802.11ax HE40	54	10540.00	43.85	68.20	-24.35	H	PEAK	Pass	Harmonic
34	802.11ax HE40	62	5350.00	50.45	54.00	-3.55	H	AVERAGE	Pass	Band Edge
34	802.11ax HE40	62	10620.00	43.80	74.00	-30.20	H	PEAK	Pass	Harmonic
35	802.11ax HE40	102	5461.52	64.18	68.20	-4.02	V	PEAK	Pass	Band Edge
35	802.11ax HE40	102	11020.00	43.06	74.00	-30.94	V	PEAK	Pass	Harmonic
36	802.11ax HE40	110	-	-	-	-	-	-	-	Band Edge
36	802.11ax HE40	110	11100.00	42.87	74.00	-31.13	V	PEAK	Pass	Harmonic
37	802.11ax HE40	134	5729.32	59.75	68.20	-8.45	H	PEAK	Pass	Band Edge
37	802.11ax HE40	134	11340.00	43.68	74.00	-30.32	H	PEAK	Pass	Harmonic
38	802.11ax HE80	42	5141.44	50.86	54.00	-3.14	H	AVERAGE	Pass	Band Edge
38	802.11ax HE80	42	10420.00	43.66	68.20	-24.54	H	PEAK	Pass	Harmonic
39	802.11ax HE80	58	5354.10	48.56	54.00	-5.44	H	AVERAGE	Pass	Band Edge
39	802.11ax HE80	58	10580.00	43.01	68.20	-25.19	V	PEAK	Pass	Harmonic

Mode	Modulation	Ch.	Freq. (MHz)	Level (dBuV/m)	Limit (dBuV/m)	Margin (dB)	Pol.	Peak Avg.	Result	Remark
40	802.11ax HE80	106	5456.24	49.67	54.00	-4.33	H	AVERAGE	Pass	Band Edge
40	802.11ax HE80	106	11060.00	42.79	74.00	-31.21	H	PEAK	Pass	Harmonic
41	802.11ax HE80	122	5730.60	57.36	68.20	-10.84	H	PEAK	Pass	Band Edge
41	802.11ax HE80	122	11220.00	42.74	74.00	-31.26	V	PEAK	Pass	Harmonic
42	802.11a	149	5600.40	51.89	68.20	-16.31	V	PEAK	Pass	Band Edge
42	802.11a	149	11490.00	45.09	74.00	-28.91	H	PEAK	Pass	Harmonic
43	802.11a	157	-	-	-	-	-	-	-	Band Edge
43	802.11a	157	11570.00	44.01	74.00	-29.99	H	PEAK	Pass	Harmonic
44	802.11a	165	5947.20	52.92	68.20	-15.28	H	PEAK	Pass	Band Edge
44	802.11a	165	11650.00	45.07	74.00	-28.93	V	PEAK	Pass	Harmonic
45	802.11ax HE20	149	5643.60	51.38	68.20	-16.82	H	PEAK	Pass	Band Edge
45	802.11ax HE20	149	11490.00	44.93	74.00	-29.07	V	PEAK	Pass	Harmonic
46	802.11ax HE20	157	-	-	-	-	-	-	-	Band Edge
46	802.11ax HE20	157	11570.00	45.13	74.00	-28.87	H	PEAK	Pass	Harmonic
47	802.11ax HE20	165	5948.00	52.82	68.20	-15.38	V	PEAK	Pass	Band Edge
47	802.11ax HE20	165	11650.00	45.73	74.00	-28.27	V	PEAK	Pass	Harmonic
48	802.11ax HE40	151	5604.50	51.50	68.20	-16.70	H	PEAK	Pass	Band Edge
48	802.11ax HE40	151	11510.00	45.10	74.00	-28.90	V	PEAK	Pass	Harmonic
49	802.11ax HE40	159	5937.20	51.85	68.20	-16.35	H	PEAK	Pass	Band Edge
49	802.11ax HE40	159	11590.00	44.93	74.00	-29.07	V	PEAK	Pass	Harmonic
50	802.11ax HE80	155	5641.60	56.20	68.20	-12.00	V	PEAK	Pass	Band Edge
50	802.11ax HE80	155	11550.00	44.59	74.00	-29.41	H	PEAK	Pass	Harmonic
51	802.11ax HE20	149	5624.80	49.38	68.20	-18.82	V	PEAK	Pass	Band Edge
51	802.11ax HE20	149	-	-	-	-	-	-	-	Harmonic
52	802.11ax HE20	165	5955.60	50.09	68.20	-18.11	V	PEAK	Pass	Band Edge
52	802.11ax HE20	165	-	-	-	-	-	-	-	Harmonic
53	802.11ax HE20	149	5648.40	49.46	68.20	-18.74	H	PEAK	Pass	Band Edge
53	802.11ax HE20	149	-	-	-	-	-	-	-	Harmonic
54	802.11ax HE20	165	5968.00	50.32	68.20	-17.88	V	PEAK	Pass	Band Edge
54	802.11ax HE20	165	-	-	-	-	-	-	-	Harmonic
55	802.11ax HE20	149	5634.80	50.45	68.20	-17.75	H	PEAK	Pass	Band Edge
55	802.11ax HE20	149	-	-	-	-	-	-	-	Harmonic
56	802.11ax HE20	165	5946.00	51.33	68.20	-16.87	V	PEAK	Pass	Band Edge
56	802.11ax HE20	165	-	-	-	-	-	-	-	Harmonic
57	802.11a	144	-	-	-	-	-	-	-	Band Edge
57	802.11a	144	11440.00	44.93	74.00	-29.07	V	PEAK	Pass	Harmonic
58	802.11ax HE20	144	-	-	-	-	-	-	-	Band Edge
58	802.11ax HE20	144	11440.00	44.90	74.00	-29.10	H	PEAK	Pass	Harmonic
59	802.11ax HE40	142	-	-	-	-	-	-	-	Band Edge
59	802.11ax HE40	142	11420.00	44.80	74.00	-29.20	H	PEAK	Pass	Harmonic

Mode	Modulation	Ch.	Freq. (MHz)	Level (dBuV/m)	Limit (dBuV/m)	Margin (dB)	Pol.	Peak Avg.	Result	Remark
60	802.11ax HE80	138	-	-	-	-	-	-	-	Band Edge
60	802.11ax HE80	138	11380.00	44.43	74.00	-29.57	H	PEAK	Pass	Harmonic
61	802.11ac VHT40	38	5148.00	49.69	54.00	-4.31	H	AVERAGE	Pass	Band Edge
61	802.11ac VHT40	38	10380.00	43.42	68.20	-24.78	V	PEAK	Pass	Harmonic
62	802.11ac VHT40	46	-	-	-	-	-	-	-	Band Edge
62	802.11ac VHT40	46	10460.00	44.38	68.20	-23.82	V	PEAK	Pass	Harmonic
63	802.11ac VHT40	54	-	-	-	-	-	-	-	Band Edge
63	802.11ac VHT40	54	10540.00	44.49	68.20	-23.71	H	PEAK	Pass	Harmonic
64	802.11ac VHT40	62	5352.10	50.69	54.00	-3.31	H	AVERAGE	Pass	Band Edge
64	802.11ac VHT40	62	10620.00	44.58	74.00	-29.42	H	PEAK	Pass	Harmonic
65	802.11ac VHT40	102	5466.48	64.24	68.20	-3.96	H	PEAK	Pass	Band Edge
65	802.11ac VHT40	102	11020.00	43.59	74.00	-30.41	V	PEAK	Pass	Harmonic
66	802.11ac VHT40	110	-	-	-	-	-	-	-	Band Edge
66	802.11ac VHT40	110	11100.00	44.40	74.00	-29.60	H	PEAK	Pass	Harmonic
67	802.11ac VHT40	134	5733.00	63.68	68.20	-4.52	V	PEAK	Pass	Band Edge
67	802.11ac VHT40	134	11340.00	44.75	74.00	-29.25	H	PEAK	Pass	Harmonic
68	802.11ac VHT40	151	5649.91	53.42	68.20	-14.78	V	PEAK	Pass	Band Edge
68	802.11ac VHT40	151	11510.00	45.15	74.00	-28.85	H	PEAK	Pass	Harmonic
69	802.11ac VHT40	159	5647.20	51.00	68.20	-17.20	V	PEAK	Pass	Band Edge
69	802.11ac VHT40	159	11590.00	45.00	74.00	-29.00	V	PEAK	Pass	Harmonic
70	802.11ac VHT40	142	-	-	-	-	-	-	-	Band Edge
70	802.11ac VHT40	142	11420.00	45.34	74.00	-28.66	H	PEAK	Pass	Harmonic
71	802.11a	132	5730.96	51.75	68.20	-16.45	V	PEAK	Pass	Band Edge
71	802.11a	132	11320.00	43.46	74.00	-30.54	H	PEAK	Pass	Harmonic
72	802.11ax HE20	132	5756.15	52.65	68.20	-15.55	H	PEAK	Pass	Band Edge
72	802.11ax HE20	132	11320.00	43.90	74.00	-30.10	V	PEAK	Pass	Harmonic
73	802.11a	136	5725.33	58.62	68.20	-9.58	V	PEAK	Pass	Band Edge
73	802.11a	136	11360.00	45.64	74.00	-28.36	H	PEAK	Pass	Harmonic
74	802.11ax HE20	136	5727.40	57.29	68.20	-10.91	H	PEAK	Pass	Band Edge
74	802.11ax HE20	136	11360.00	45.45	74.00	-28.55	V	PEAK	Pass	Harmonic
75	802.11ax HE80	42	5149.92	47.71	54.00	-6.29	H	AVERAGE	Pass	Band Edge
	802.11ax HE80	42	10420.00	45.28	68.20	-22.92	V	PEAK	Pass	Harmonic
	Bluetooth-LE	38	2499.82	40.66	54.00	-13.34	V	AVERAGE	Pass	Band Edge
	Bluetooth-LE	38	4956.00	41.96	74.00	-32.04	H	PEAK	Pass	Harmonic

Mode	1	
	Band Edge	
	U-NII-1_5.15-5.25_802.11a_CH36_5180MHz	
ANT	6	
Pol.	Horizontal	Fundamental
Peak	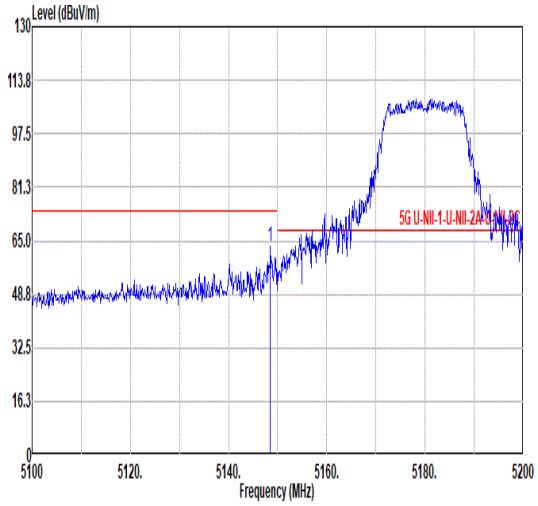 Freq Level Limit Line Margin Read Level Ant Factor Cable Loss Preamp Factor Aux Factor APos TPos Remark MHz dBuV/m dBuV/m dB dBuV dB/m dB dB dB cm deg 1 5148.50 63.32 74.00 -10.68 55.96 34.05 10.65 37.34 0.00 109 237 PEAK	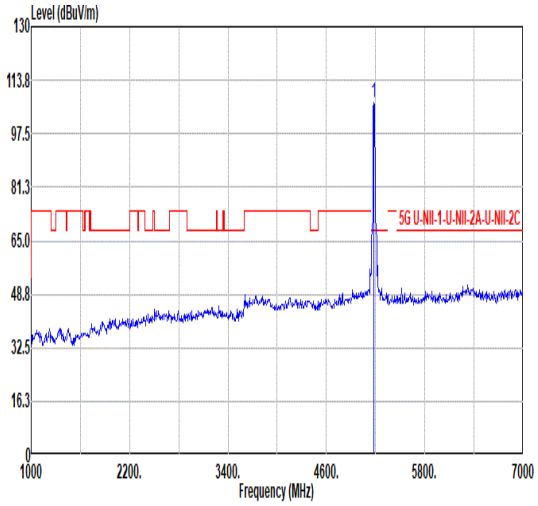 Freq Level Limit Line Margin Read Level Ant Factor Cable Loss Preamp Factor Aux Factor APos TPos Remark MHz dBuV/m dBuV/m dB dBuV dB/m dB dB dB cm deg 1 5180.00 106.96 ------ ------ 99.52 34.08 10.69 37.33 0.00 109 237 PEAK
Avg	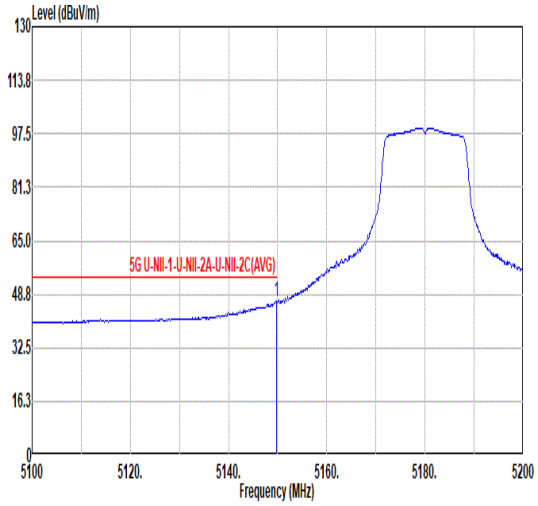 Freq Level Limit Line Margin Read Level Ant Factor Cable Loss Preamp Factor Aux Factor APos TPos Remark MHz dBuV/m dBuV/m dB dBuV dB/m dB dB dB cm deg 1 5149.70 46.73 54.00 -7.27 39.37 34.05 10.65 37.34 0.00 109 237 AVERAGE	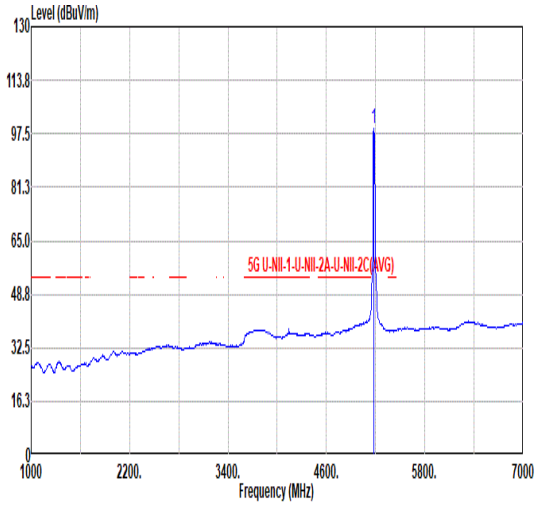 Freq Level Limit Line Margin Read Level Ant Factor Cable Loss Preamp Factor Aux Factor APos TPos Remark MHz dBuV/m dBuV/m dB dBuV dB/m dB dB dB cm deg 1 5180.00 99.28 ------ ------ 91.84 34.08 10.69 37.33 0.00 109 237 AVERAGE

Mode	1	
	Band Edge	
	U-NII-1_5.15-5.25_802.11a_CH36_5180MHz	
ANT	6	
Pol.	Vertical	Fundamental
Peak	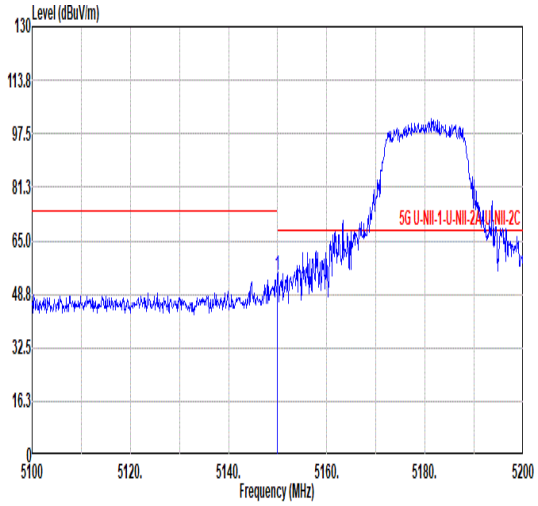 Freq Level Limit Line Margin Read Level Ant Factor Cable Loss Preamp Factor Aux Factor APos TPos Remark MHz dBuV/m dBuV/m dB dBuV dB/m dB dB dB cm deg 1 5150.00 54.59 74.00 -19.41 47.23 34.05 10.65 37.34 0.00 290 85 PEAK	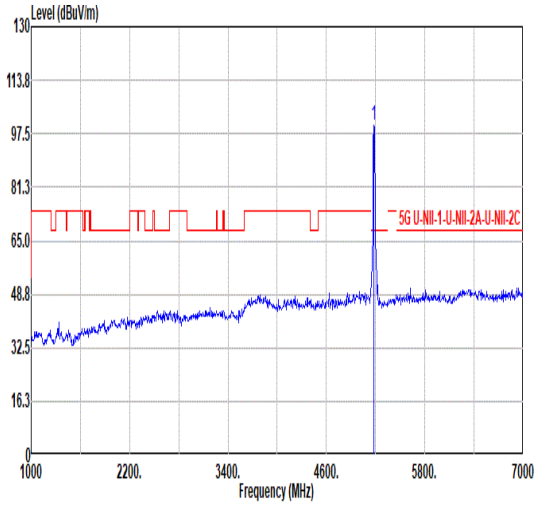 Freq Level Limit Line Margin Read Level Ant Factor Cable Loss Preamp Factor Aux Factor APos TPos Remark MHz dBuV/m dBuV/m dB dBuV dB/m dB dB dB cm deg 1 5180.00 100.21 ------ ------ 92.78 34.08 10.68 37.33 0.00 290 85 PEAK
Avg	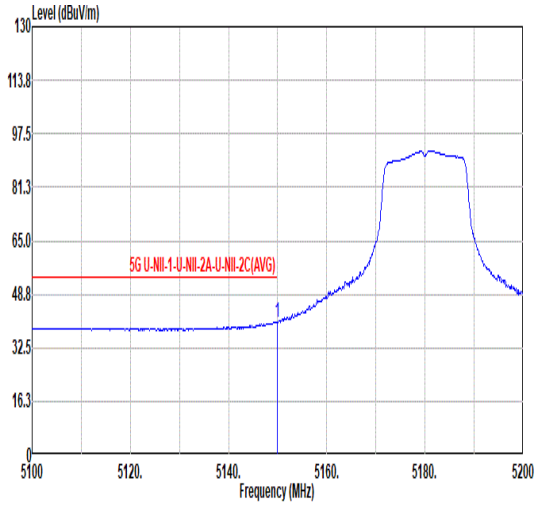 Freq Level Limit Line Margin Read Level Ant Factor Cable Loss Preamp Factor Aux Factor APos TPos Remark MHz dBuV/m dBuV/m dB dBuV dB/m dB dB dB cm deg 1 5149.90 40.45 54.00 -13.55 33.09 34.05 10.65 37.34 0.00 290 85 AVERAGE	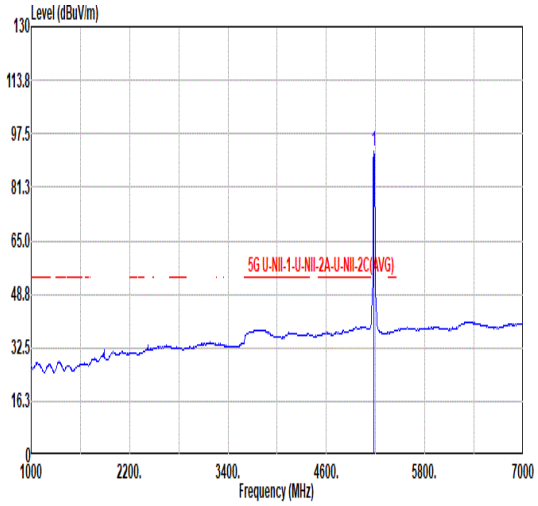 Freq Level Limit Line Margin Read Level Ant Factor Cable Loss Preamp Factor Aux Factor APos TPos Remark MHz dBuV/m dBuV/m dB dBuV dB/m dB dB dB cm deg 1 5180.00 92.25 ------ ------ 84.81 34.08 10.69 37.33 0.00 290 85 AVERAGE

Mode	1	
	Harmonic	
	U-NII-1_5.15-5.25_802.11a_CH36_5180MHz	
ANT	6	
Pol.	Horizontal	Vertical
Peak Avg	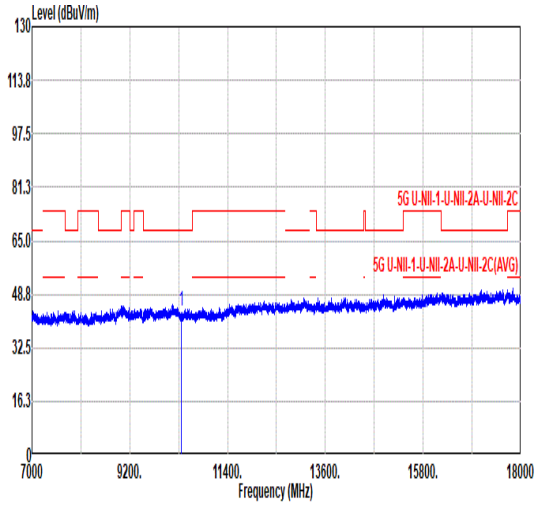 Freq Level Limit Line Margin Read Level Ant Factor Cable Loss Preamp Factor Aux Factor APos TPos Remark MHz dBuV/m dBuV/m dB dBuV dB/m dB dB dB cm deg 1 10360.00 43.52 68.20 -24.68 52.98 37.39 15.30 62.15 0.00 -- -- PEAK	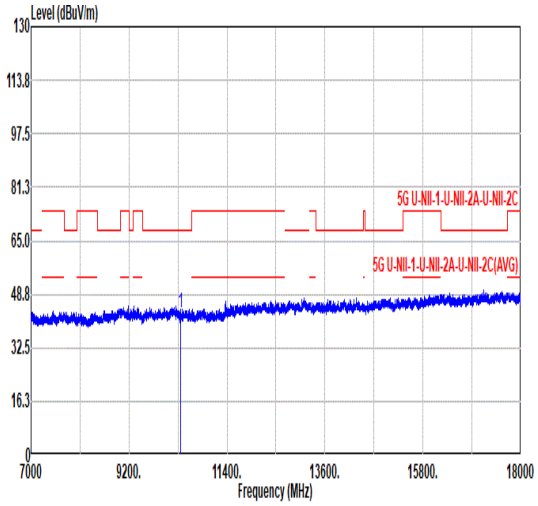 Freq Level Limit Line Margin Read Level Ant Factor Cable Loss Preamp Factor Aux Factor APos TPos Remark MHz dBuV/m dBuV/m dB dBuV dB/m dB dB dB cm deg 1 10360.00 43.19 68.20 -25.01 52.65 37.39 15.30 62.15 0.00 -- -- PEAK

Mode	2	
	Harmonic	
	U-NII-1_5.15-5.25_802.11a_CH44_5220MHz	
ANT	6	
Pol.	Horizontal	Vertical
Peak Avg	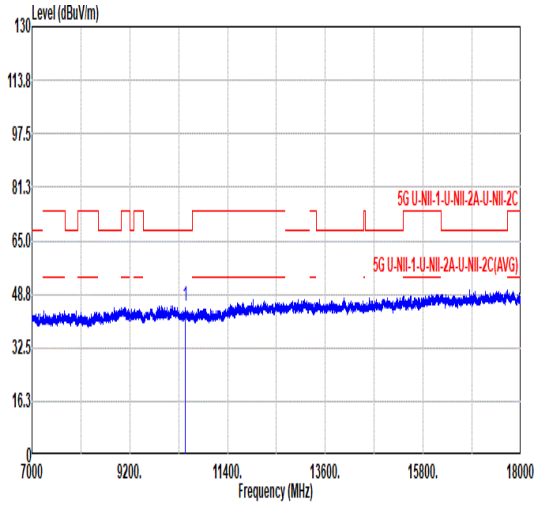 Freq Level Limit Line Margin Read Level Ant Factor Cable Loss Preamp Factor Aux Factor APos TPos Remark MHz dBuV/m dBuV/m dB dBuV dB/m dB dB dB cm deg 1 10440.00 45.09 68.20 -23.11 54.38 37.46 15.36 62.11 0.00 -- -- PEAK	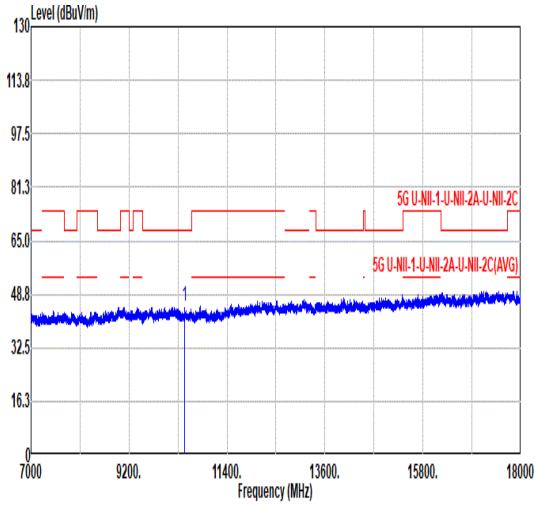 Freq Level Limit Line Margin Read Level Ant Factor Cable Loss Preamp Factor Aux Factor APos TPos Remark MHz dBuV/m dBuV/m dB dBuV dB/m dB dB dB cm deg 1 10440.00 45.35 68.20 -22.85 54.66 37.45 15.36 62.12 0.00 -- -- PEAK

Mode	3	
	Harmonic	
	U-NII-1_5.15-5.25_802.11a_CH48_5240MHz	
ANT	6	
Pol.	Horizontal	Vertical
Peak Avg	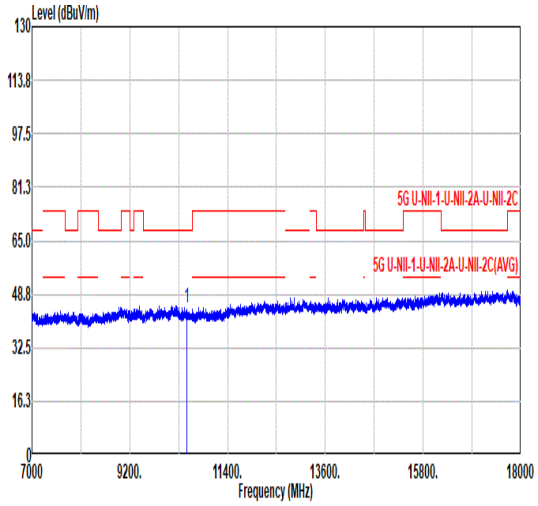 Freq Level Limit Line Margin Read Level Ant Factor Cable Loss Preamp Factor Aux Factor APos TPos Remark MHz dBuV/m dBuV/m dB dBuV dB/m dB dB dB cm deg 1 10480.00 44.65 68.20 -23.55 53.89 37.48 15.38 62.10 0.00 -- -- PEAK	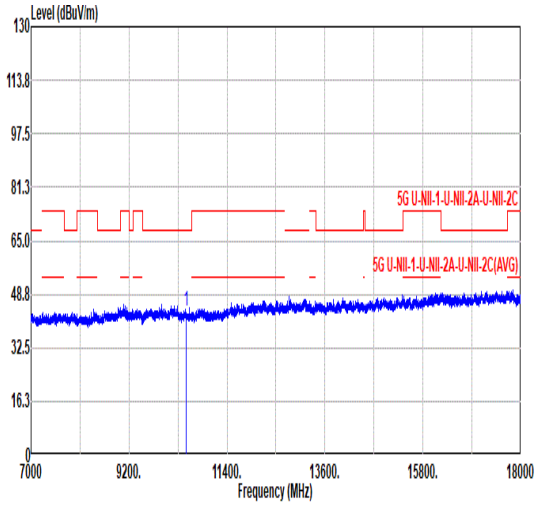 Freq Level Limit Line Margin Read Level Ant Factor Cable Loss Preamp Factor Aux Factor APos TPos Remark MHz dBuV/m dBuV/m dB dBuV dB/m dB dB dB cm deg 1 10480.00 43.89 68.20 -24.31 53.11 37.49 15.39 62.10 0.00 -- -- PEAK

Mode	4	
	Harmonic	
	U-NII-2A_5.25-5.35_802.11a_CH52_5260MHz	
ANT	6	
Pol.	Horizontal	Vertical
Peak Avg	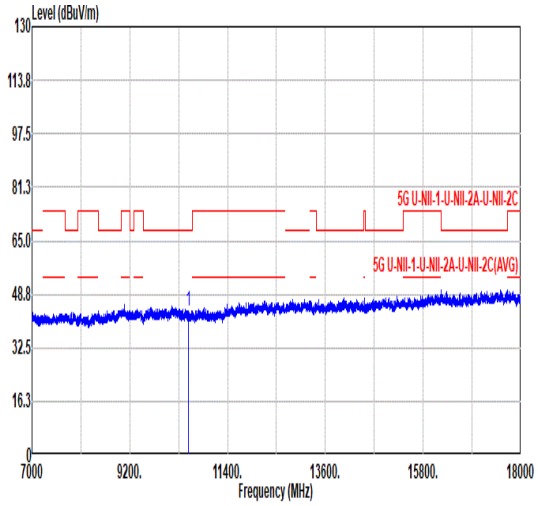 Freq Level Limit Line Margin Read Level Ant Factor Cable Loss Preamp Factor Aux Factor APos TPos Remark MHz dBuV/m dBuV/m dB dBuV dB/m dB dB dB cm deg 1 10520.00 43.58 68.20 -24.62 52.74 37.51 15.41 62.08 0.00 -- -- PEAK	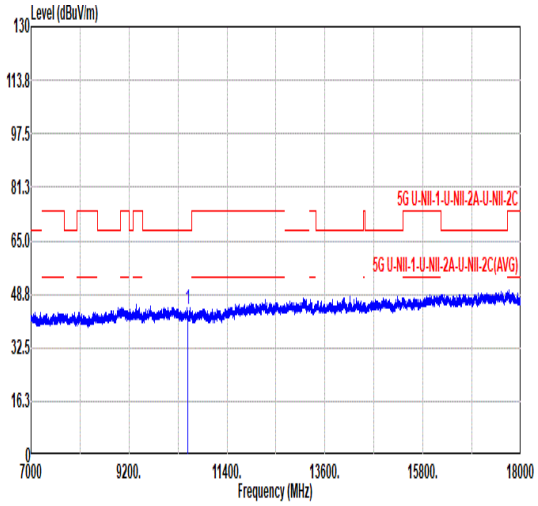 Freq Level Limit Line Margin Read Level Ant Factor Cable Loss Preamp Factor Aux Factor APos TPos Remark MHz dBuV/m dBuV/m dB dBuV dB/m dB dB dB cm deg 1 10520.00 43.91 68.20 -24.29 53.07 37.51 15.41 62.08 0.00 -- -- PEAK

Mode	5	
	Harmonic	
	U-NII-2A_5.25-5.35_802.11a_CH60_5300MHz	
ANT	6	
Pol.	Horizontal	Vertical
Peak Avg	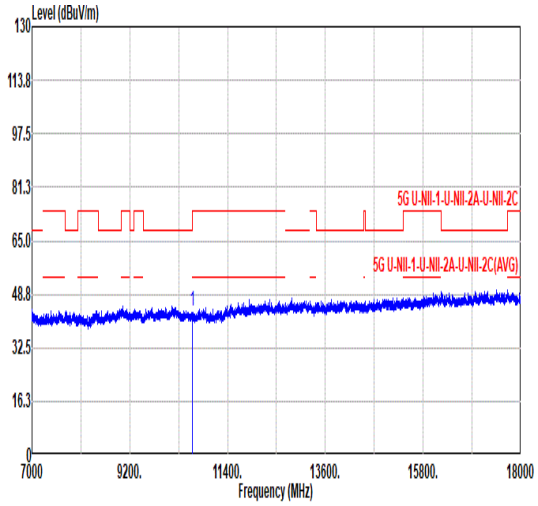 Freq Level Limit Line Margin Read Level Ant Factor Cable Loss Preamp Factor Aux Factor APos TPos Remark MHz dBuV/m dBuV/m dB dBuV dB/m dB dB dB cm deg 1 10600.00 43.85 74.00 -30.15 52.85 37.58 15.47 62.05 0.00 -- -- PEAK	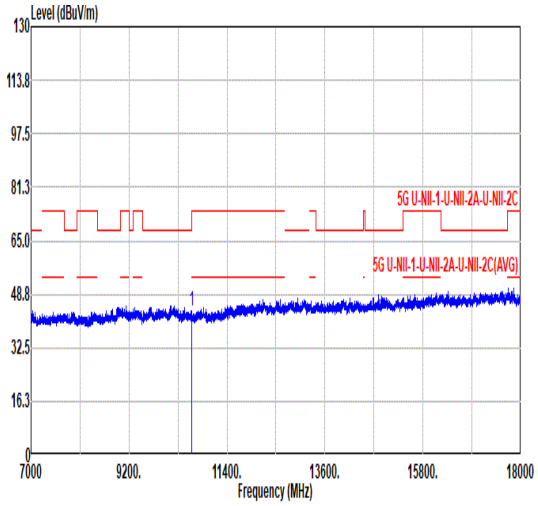 Freq Level Limit Line Margin Read Level Ant Factor Cable Loss Preamp Factor Aux Factor APos TPos Remark MHz dBuV/m dBuV/m dB dBuV dB/m dB dB dB cm deg 1 10600.00 43.75 74.00 -30.25 52.75 37.58 15.47 62.05 0.00 -- -- PEAK

Mode	6	
	Band Edge	
	U-NII-2A_5.25-5.35_802.11a_CH64_5320MHz	
ANT	6	
Pol.	Horizontal	Fundamental
Peak	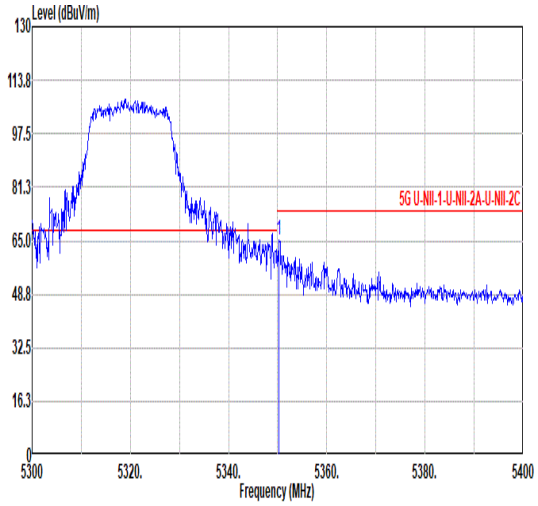 Freq Level Limit Line Margin Read Level Ant Factor Cable Loss Preamp Factor Aux Factor APos TPos Remark MHz dBuV/m dBuV/m dB dBuV dB/m dB dB dB cm deg 1 5350.30 65.02 74.00 -8.98 56.97 34.50 10.84 37.29 0.00 101 237 PEAK	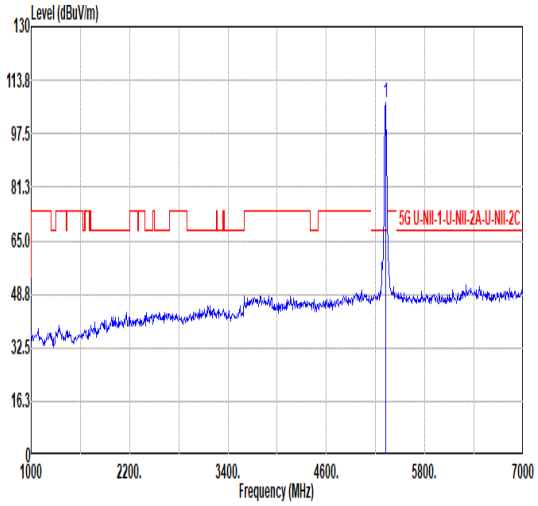 Freq Level Limit Line Margin Read Level Ant Factor Cable Loss Preamp Factor Aux Factor APos TPos Remark MHz dBuV/m dBuV/m dB dBuV dB/m dB dB dB cm deg 1 5320.00 107.13 ------ ------ 99.18 34.44 10.81 37.30 0.00 101 237 PEAK
Avg	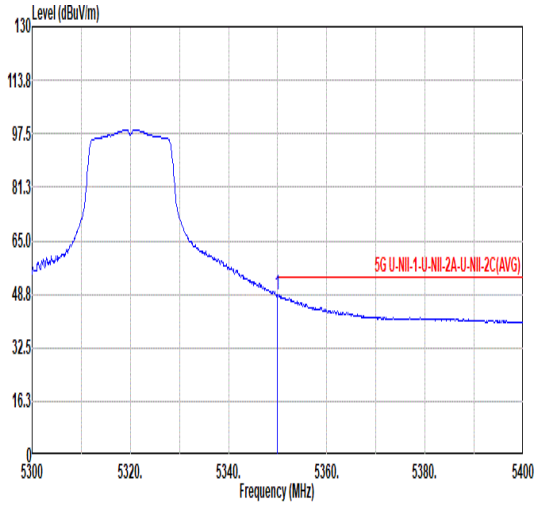 Freq Level Limit Line Margin Read Level Ant Factor Cable Loss Preamp Factor Aux Factor APos TPos Remark MHz dBuV/m dBuV/m dB dBuV dB/m dB dB dB cm deg 1 5350.00 48.78 54.00 -5.22 40.73 34.50 10.84 37.29 0.00 101 237 AVERAGE	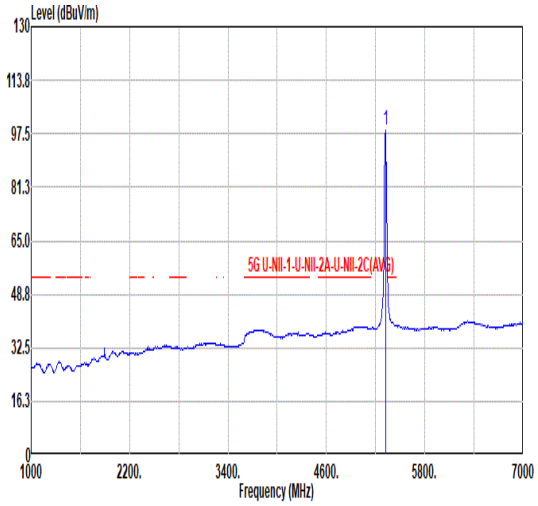 Freq Level Limit Line Margin Read Level Ant Factor Cable Loss Preamp Factor Aux Factor APos TPos Remark MHz dBuV/m dBuV/m dB dBuV dB/m dB dB dB cm deg 1 5320.00 98.43 ------ ------ 98.48 34.44 10.81 37.30 0.00 101 237 AVERAGE

Mode	6	
	Band Edge	
	U-NII-2A_5.25-5.35_802.11a_CH64_5320MHz	
ANT	6	
Pol.	Vertical	Fundamental
Peak	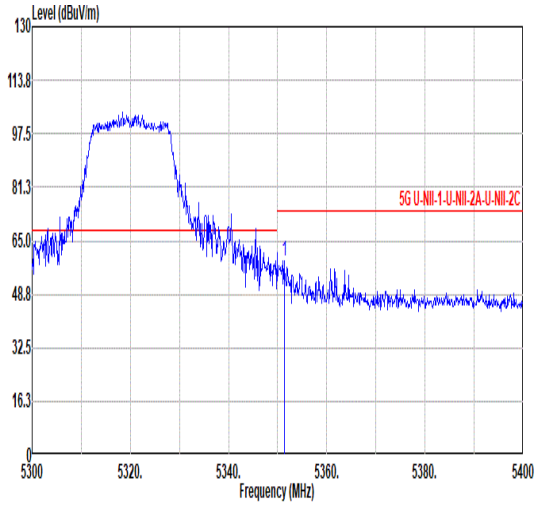 Freq Level Limit Line Margin Read Level Ant Factor Cable Loss Preamp Factor Aux Factor APos TPos Remark MHz dBuV/m dBuV/m dB dBuV dB/m dB dB dB cm deg 1 5351.30 59.00 74.00 -15.00 50.95 34.50 10.84 37.29 0.00 345 84 PEAK	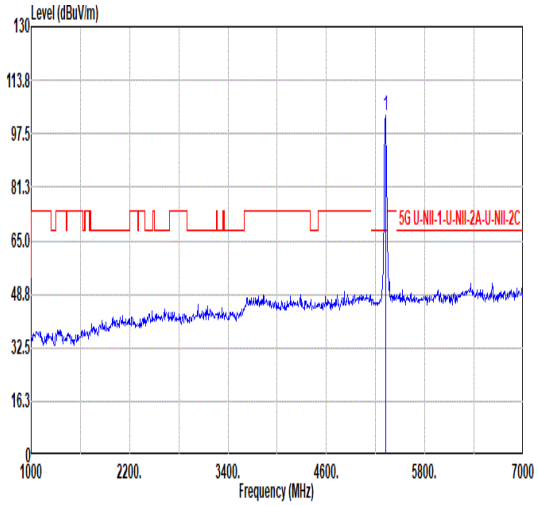 Freq Level Limit Line Margin Read Level Ant Factor Cable Loss Preamp Factor Aux Factor APos TPos Remark MHz dBuV/m dBuV/m dB dBuV dB/m dB dB dB cm deg 1 5320.00 103.09 ------ ------ 95.14 34.44 10.81 37.30 0.00 345 84 PEAK
Avg	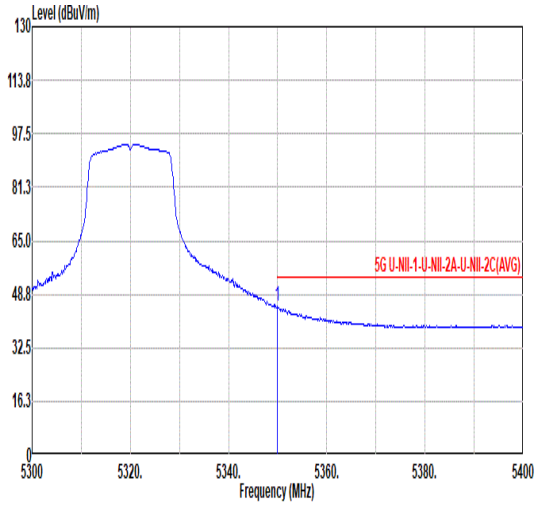 Freq Level Limit Line Margin Read Level Ant Factor Cable Loss Preamp Factor Aux Factor APos TPos Remark MHz dBuV/m dBuV/m dB dBuV dB/m dB dB dB cm deg 1 5350.00 44.93 54.00 -9.07 36.88 34.50 10.84 37.29 0.00 345 84 AVERAGE	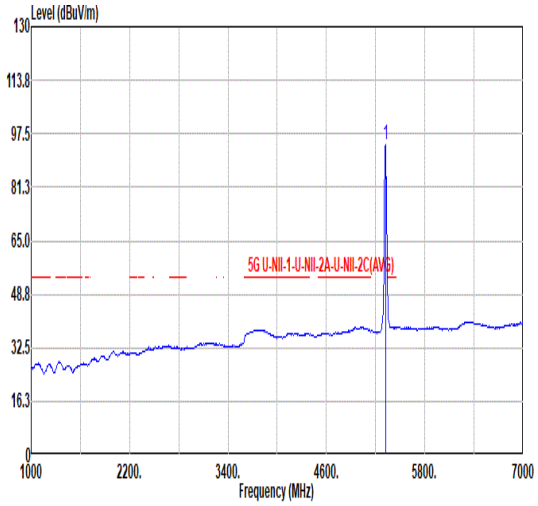 Freq Level Limit Line Margin Read Level Ant Factor Cable Loss Preamp Factor Aux Factor APos TPos Remark MHz dBuV/m dBuV/m dB dBuV dB/m dB dB dB cm deg 1 5320.00 94.34 ------ ------ 86.39 34.44 10.81 37.30 0.00 345 84 AVERAGE

Mode	6	
	Harmonic	
	U-NII-2A_5.25-5.35_802.11a_CH64_5320MHz	
ANT	6	
Pol.	Horizontal	Vertical
Peak Avg	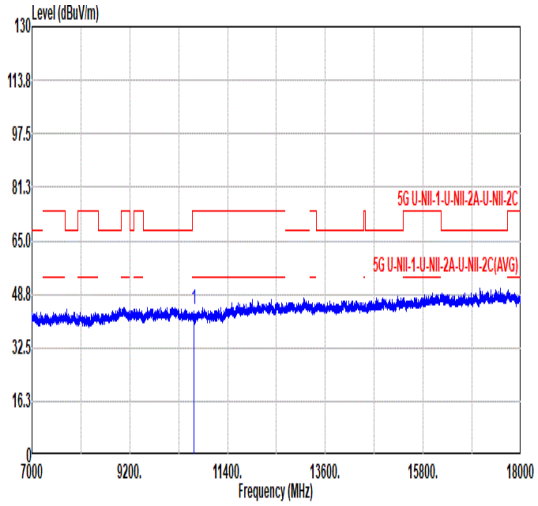 Freq Level Limit Line Margin Read Level Ant Factor Cable Loss Preamp Factor Aux Factor APos TPos Remark MHz dBuV/m dBuV/m dB dBuV dB/m dB dB dB cm deg 1 10640.00 44.28 74.00 -29.72 53.20 37.61 15.50 62.03 0.00 -- -- PEAK	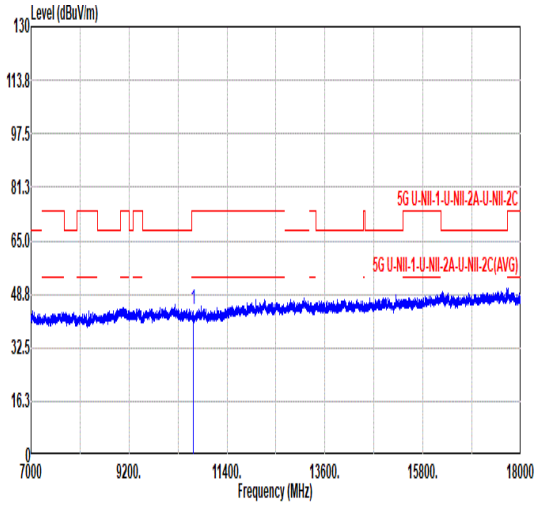 Freq Level Limit Line Margin Read Level Ant Factor Cable Loss Preamp Factor Aux Factor APos TPos Remark MHz dBuV/m dBuV/m dB dBuV dB/m dB dB dB cm deg 1 10640.00 44.15 74.00 -29.85 53.07 37.61 15.50 62.03 0.00 -- -- PEAK

Mode	7	
	Band Edge	
	U-NII-2C_5.47-5.725_802.11a_CH100_5500MHz	
ANT	6	
Pol.	Horizontal	Fundamental
Peak	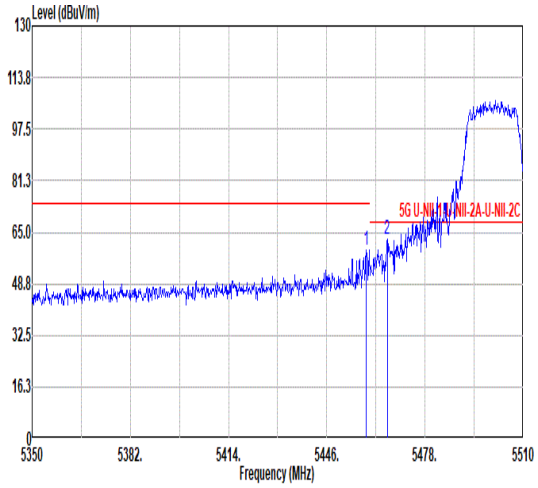 Freq Level Limit Line Margin Read Level Ant Factor Cable Loss Preamp Factor Aux Factor APos TPos Remark MHz dBuV/m dBuV/m dB dBuV dB/m dB dB dB cm deg 1 5458.80 59.47 74.00 -14.53 51.22 34.54 10.97 37.26 0.00 134 228 PEAK 2 5465.68 62.84 68.20 -5.36 54.59 34.53 10.98 37.26 0.00 134 228 PEAK	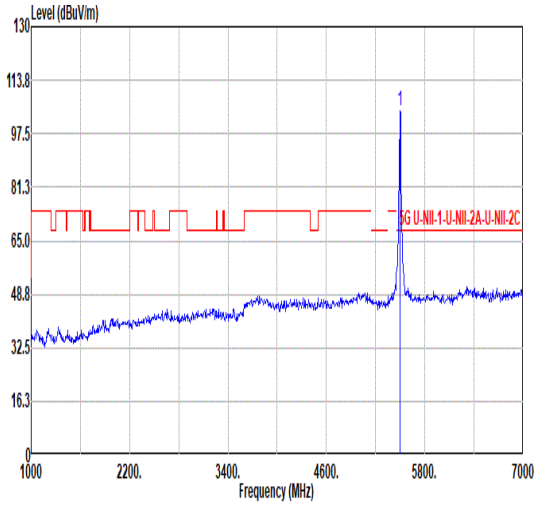 Freq Level Limit Line Margin Read Level Ant Factor Cable Loss Preamp Factor Aux Factor APos TPos Remark MHz dBuV/m dBuV/m dB dBuV dB/m dB dB dB cm deg 1 5500.00 104.37 ------ ------ 96.10 34.50 11.02 37.25 0.00 134 228 PEAK
Avg	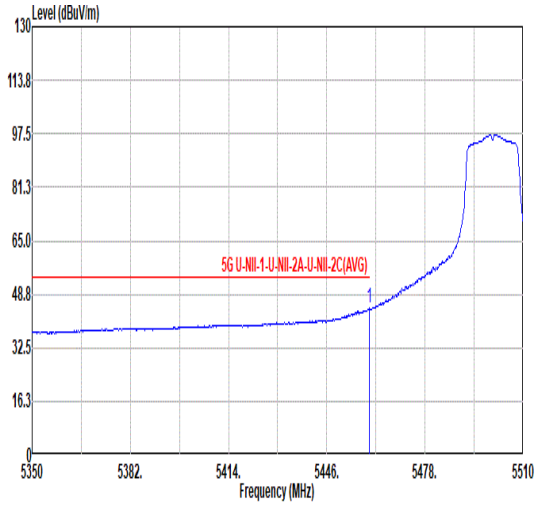 Freq Level Limit Line Margin Read Level Ant Factor Cable Loss Preamp Factor Aux Factor APos TPos Remark MHz dBuV/m dBuV/m dB dBuV dB/m dB dB dB cm deg 1 5459.92 44.40 54.00 -9.60 36.15 34.54 10.97 37.26 0.00 134 228 AVERAGE	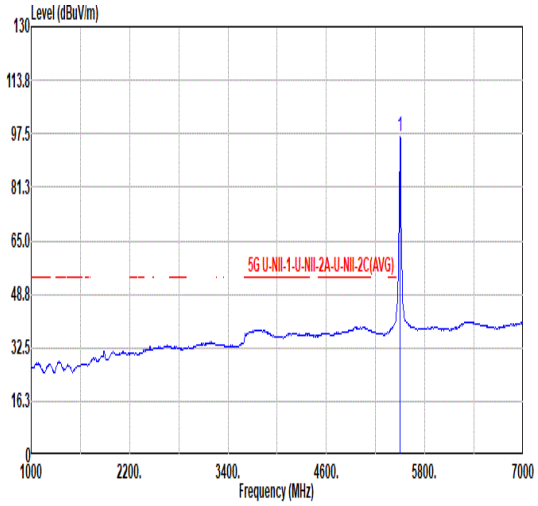 Freq Level Limit Line Margin Read Level Ant Factor Cable Loss Preamp Factor Aux Factor APos TPos Remark MHz dBuV/m dBuV/m dB dBuV dB/m dB dB dB cm deg 1 5500.00 96.84 ------ ------ 88.57 34.50 11.02 37.25 0.00 134 228 AVERAGE

Mode	7	
	Band Edge	
	U-NII-2C_5.47-5.725_802.11a_CH100_5500MHz	
ANT	6	
Pol.	Vertical	Fundamental
Peak	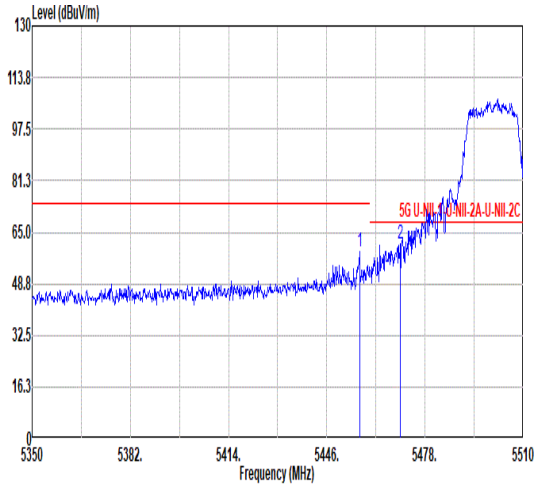 Freq Level Limit Line Margin Read Level Ant Factor Cable Loss Preamp Factor Aux Factor APos TPos Remark MHz dBuV/m dBuV/m dB dBuV dB/m dB dB dB cm deg 1 5456.72 58.63 74.00 -15.37 50.39 34.54 10.96 37.26 0.00 273 77 PEAK 2 5470.00 61.26 68.20 -6.94 53.01 34.53 10.98 37.26 0.00 273 77 PEAK	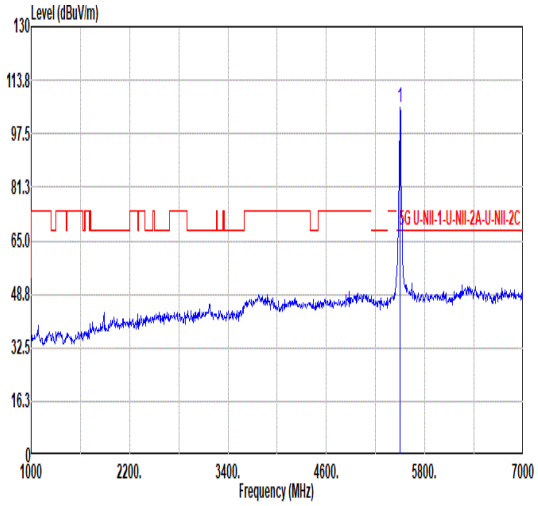 Freq Level Limit Line Margin Read Level Ant Factor Cable Loss Preamp Factor Aux Factor APos TPos Remark MHz dBuV/m dBuV/m dB dBuV dB/m dB dB dB cm deg 1 5500.00 105.31 ------ ------ 97.04 34.50 11.02 37.25 0.00 273 77 PEAK
Avg	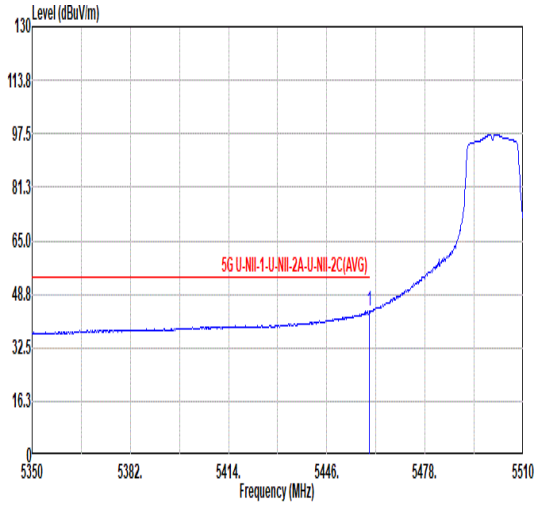 Freq Level Limit Line Margin Read Level Ant Factor Cable Loss Preamp Factor Aux Factor APos TPos Remark MHz dBuV/m dBuV/m dB dBuV dB/m dB dB dB cm deg 1 5459.92 43.64 54.00 -10.36 35.39 34.54 10.97 37.26 0.00 273 77 AVERAGE	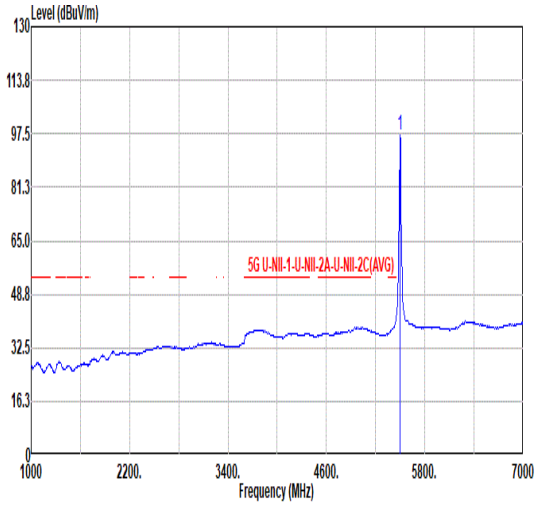 Freq Level Limit Line Margin Read Level Ant Factor Cable Loss Preamp Factor Aux Factor APos TPos Remark MHz dBuV/m dBuV/m dB dBuV dB/m dB dB dB cm deg 1 5500.00 97.13 ------ ------ 88.86 34.50 11.02 37.25 0.00 273 77 AVERAGE

Mode	7	
	Harmonic	
	U-NII-2C_5.47-5.725_802.11a_CH100_5500MHz	
ANT	6	
Pol.	Horizontal	Vertical
Peak Avg	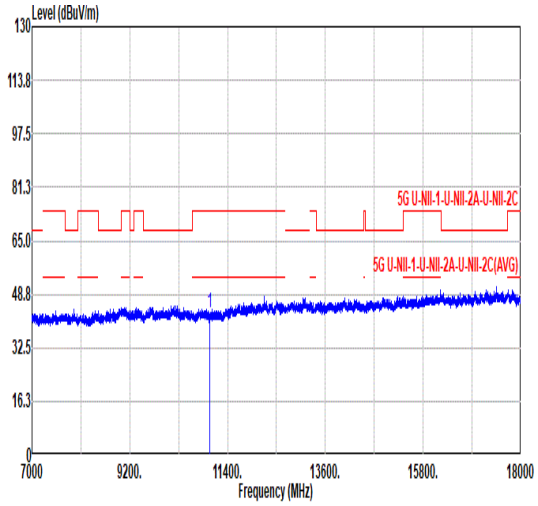 Freq Level Limit Line Margin Read Level Ant Factor Cable Loss Preamp Factor Aux Factor APos TPos Remark MHz dBuV/m dBuV/m dB dBuV dB/m dB dB dB cm deg 1 11000.00 43.33 74.00 -30.67 51.54 37.90 15.76 61.87 0.00 -- -- PEAK	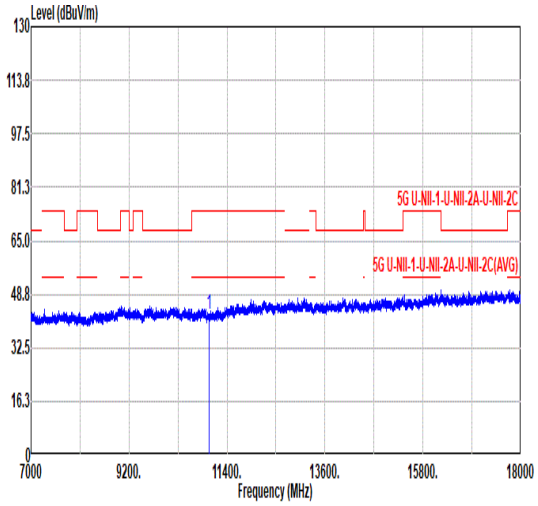 Freq Level Limit Line Margin Read Level Ant Factor Cable Loss Preamp Factor Aux Factor APos TPos Remark MHz dBuV/m dBuV/m dB dBuV dB/m dB dB dB cm deg 1 11000.00 42.64 74.00 -31.36 50.85 37.90 15.76 61.87 0.00 -- -- PEAK

Mode	8	
	Harmonic	
	U-NII-2C_5.47-5.725_802.11a_CH116_5580MHz	
ANT	6	
Pol.	Horizontal	Vertical
Peak Avg	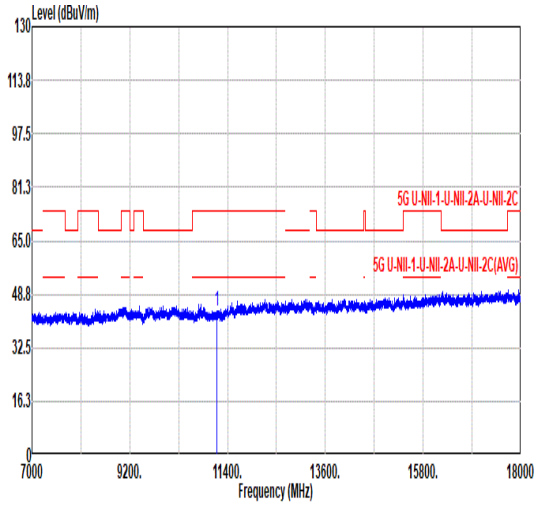 Freq Level Limit Line Margin Read Level Ant Factor Cable Loss Preamp Factor Aux Factor APos TPos Remark MHz dBuV/m dBuV/m dB dBuV dB/m dB dB dB cm deg 1 11160.00 43.53 74.00 -30.47 51.42 38.03 15.88 61.80 0.00 -- -- PEAK	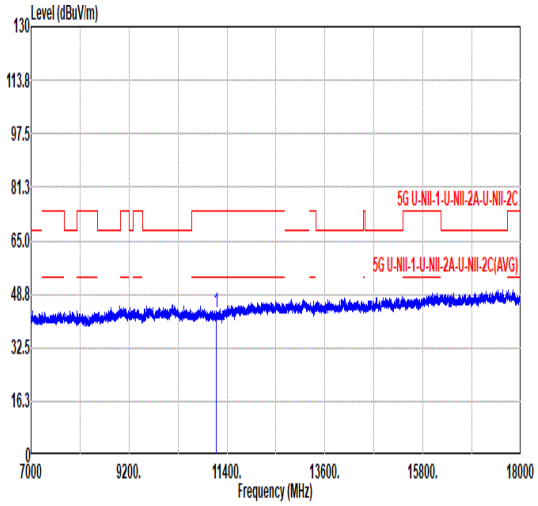 Freq Level Limit Line Margin Read Level Ant Factor Cable Loss Preamp Factor Aux Factor APos TPos Remark MHz dBuV/m dBuV/m dB dBuV dB/m dB dB dB cm deg 1 11160.00 43.37 74.00 -30.63 51.26 38.03 15.88 61.80 0.00 -- -- PEAK

Mode	9	
	Band Edge	
	U-NII-2C_5.47-5.725_802.11a_CH140_5700MHz	
ANT	6	
Pol.	Horizontal	Fundamental
Peak	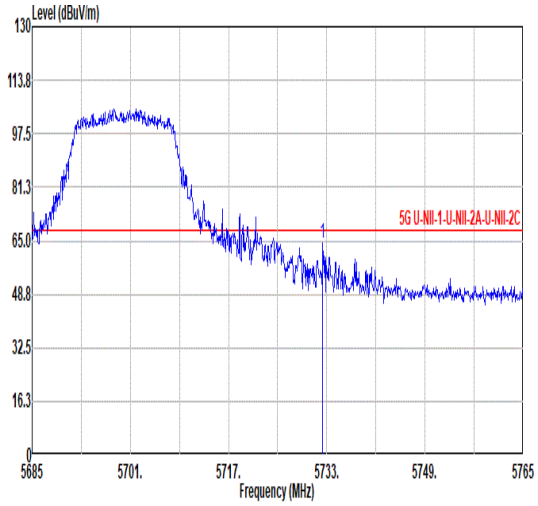 Freq Level Limit Line Margin Read Level Ant Factor Cable Loss Preamp Factor Aux Factor APos TPos Remark MHz dBuV/m dBuV/m dB dBuV dB/m dB dB dB cm deg 1 5732.36 64.17 68.20 -4.03 55.52 34.56 11.34 37.25 0.00 117 117 PEAK	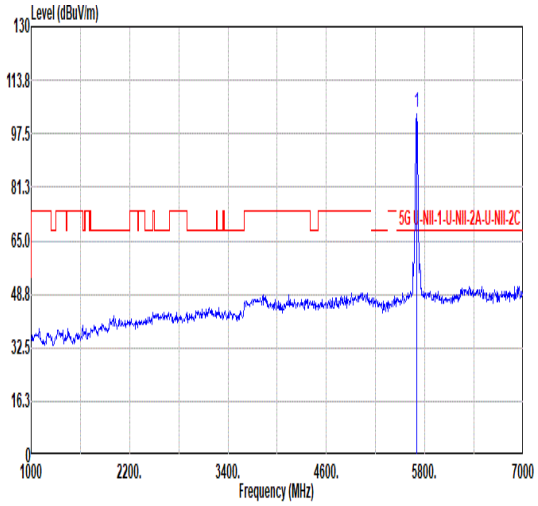 Freq Level Limit Line Margin Read Level Ant Factor Cable Loss Preamp Factor Aux Factor APos TPos Remark MHz dBuV/m dBuV/m dB dBuV dB/m dB dB dB cm deg 1 5700.00 104.10 ------ ------ 95.55 34.50 11.29 37.24 0.00 117 117 PEAK
Avg	Blank	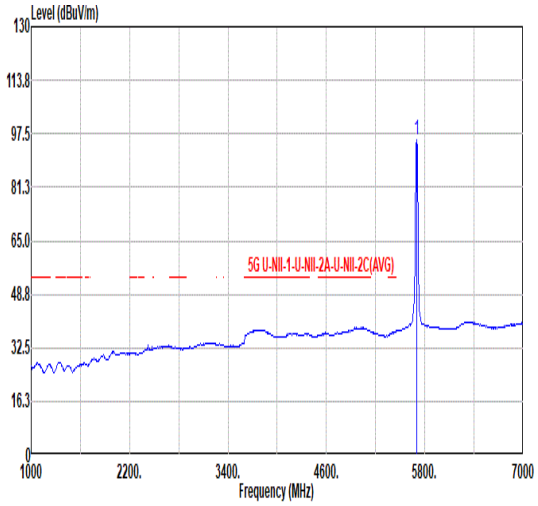 Freq Level Limit Line Margin Read Level Ant Factor Cable Loss Preamp Factor Aux Factor APos TPos Remark MHz dBuV/m dBuV/m dB dBuV dB/m dB dB dB cm deg 1 5700.00 95.67 ------ ------ 87.12 34.50 11.29 37.24 0.00 117 117 AVERAGE

Mode	9	
	Band Edge	
	U-NII-2C_5.47-5.725_802.11a_CH140_5700MHz	
ANT	6	
Pol.	Vertical	Fundamental
Peak	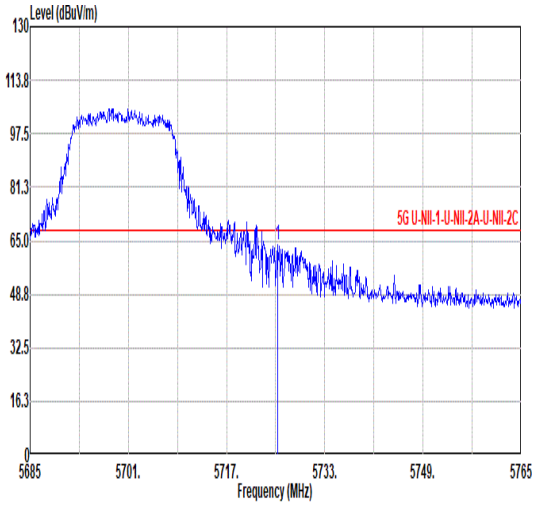 Freq Level Limit Line Margin Read Level Ant Factor Cable Loss Preamp Factor Aux Factor APos TPos Remark MHz dBuV/m dBuV/m dB dBuV dB/m dB dB dB cm deg 1 5725.32 63.85 68.20 -4.35 55.22 34.55 11.33 37.25 0.00 317 76 PEAK	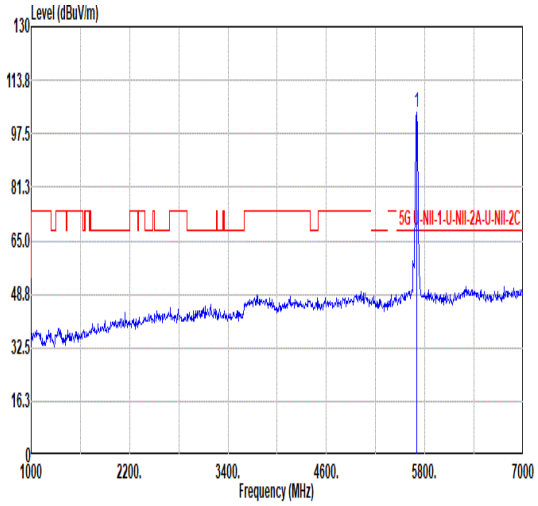 Freq Level Limit Line Margin Read Level Ant Factor Cable Loss Preamp Factor Aux Factor APos TPos Remark MHz dBuV/m dBuV/m dB dBuV dB/m dB dB dB cm deg 1 5700.00 103.79 ------ ------ 95.24 34.50 11.29 37.24 0.00 317 76 PEAK
Avg	Blank	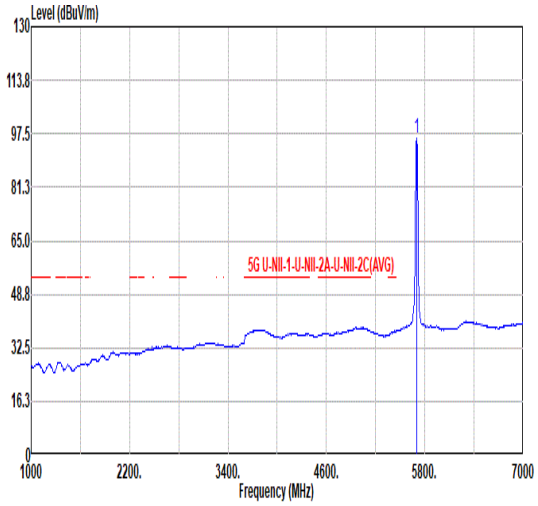 Freq Level Limit Line Margin Read Level Ant Factor Cable Loss Preamp Factor Aux Factor APos TPos Remark MHz dBuV/m dBuV/m dB dBuV dB/m dB dB dB cm deg 1 5700.00 95.96 ------ ------ 87.41 34.50 11.29 37.24 0.00 317 76 AVERAGE

Mode	9	
	Harmonic	
	U-NII-2C_5.47-5.725_802.11a_CH140_5700MHz	
ANT	6	
Pol.	Horizontal	Vertical
Peak Avg	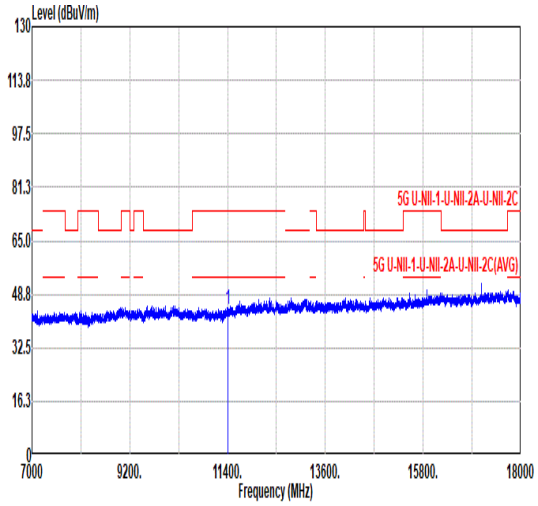 Freq Level Limit Line Margin Read Level Ant Factor Cable Loss Preamp Factor Aux Factor APos TPos Remark MHz dBuV/m dBuV/m dB dBuV dB/m dB dB dB cm deg 1 11400.00 43.96 74.00 -30.04 51.38 38.22 16.05 61.69 0.00 -- -- PEAK	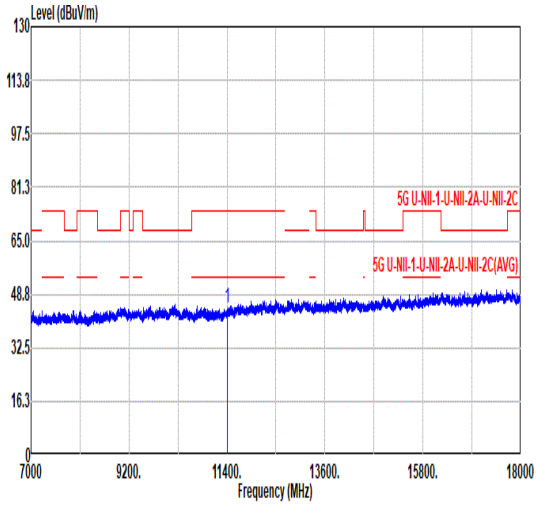 Freq Level Limit Line Margin Read Level Ant Factor Cable Loss Preamp Factor Aux Factor APos TPos Remark MHz dBuV/m dBuV/m dB dBuV dB/m dB dB dB cm deg 1 11400.00 44.62 74.00 -29.38 52.04 38.22 16.05 61.69 0.00 -- -- PEAK

Mode	10	
	Band Edge	
	U-NII-1_5.15-5.25_802.11ax HE20_CH36_Full_5180MHz	
ANT	6	
Pol.	Horizontal	Fundamental
Peak	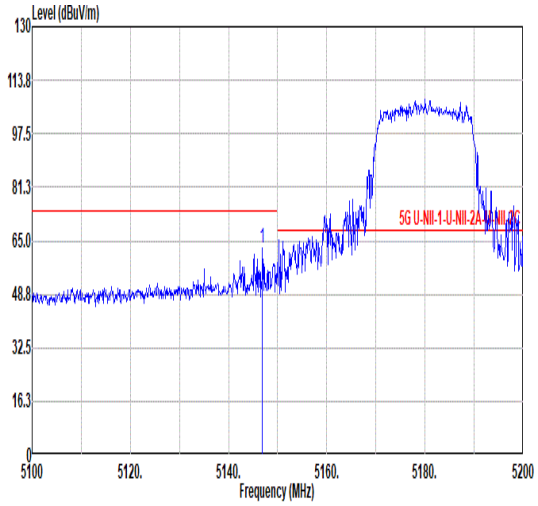 Limit Read Ant Cable Preamp Aux APos TPos Freq Level Line Margin Level Factor Loss Factor Factor Remark MHz dBuV/m dBuV/m dB dBuV dB/m dB dB dB cm deg 1 5146.90 62.75 74.00 -11.25 55.39 34.05 10.65 37.34 0.00 100 236 PEAK	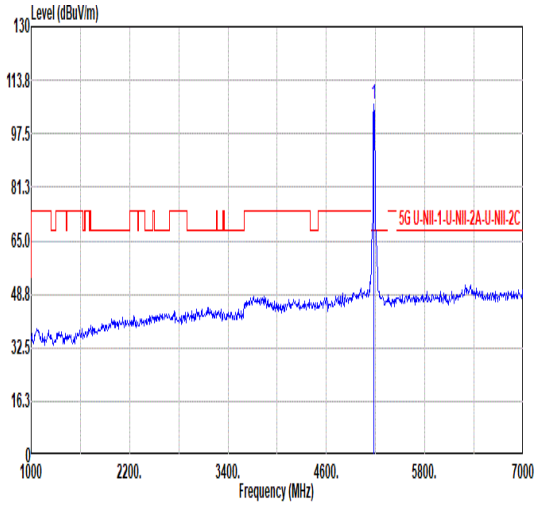 Limit Read Ant Cable Preamp Aux APos TPos Freq Level Line Margin Level Factor Loss Factor Factor Remark MHz dBuV/m dBuV/m dB dBuV dB/m dB dB dB cm deg 1 5180.00 106.61 ------ ------ 99.17 34.08 10.69 37.33 0.00 100 236 PEAK
Avg	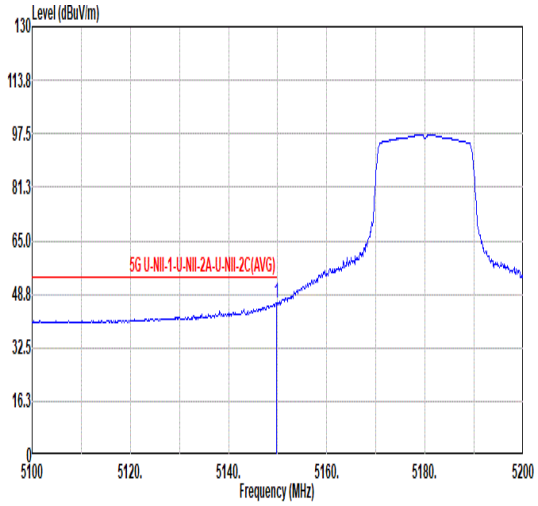 Limit Read Ant Cable Preamp Aux APos TPos Freq Level Line Margin Level Factor Loss Factor Factor Remark MHz dBuV/m dBuV/m dB dBuV dB/m dB dB dB cm deg 1 5149.80 46.06 54.00 -7.94 38.70 34.05 10.65 37.34 0.00 100 236 AVERAGE	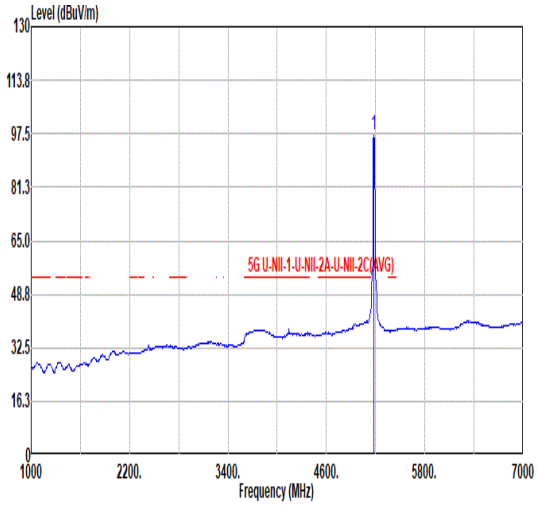 Limit Read Ant Cable Preamp Aux APos TPos Freq Level Line Margin Level Factor Loss Factor Factor Remark MHz dBuV/m dBuV/m dB dBuV dB/m dB dB dB cm deg 1 5180.00 97.29 ------ ------ 89.85 34.08 10.69 37.33 0.00 100 236 AVERAGE

Mode	10	
	Band Edge	
	U-NII-1_5.15-5.25_802.11ax HE20_CH36_Full_5180MHz	
ANT	6	
Pol.	Vertical	Fundamental
Peak	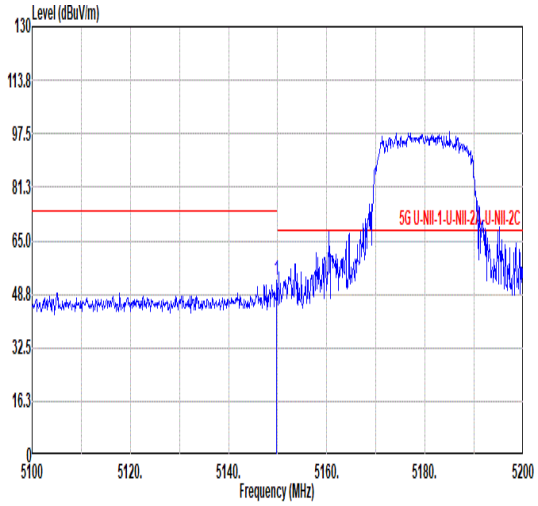 Freq Level Limit Line Margin Read Level Ant Factor Cable Loss Preamp Factor Aux Factor APos TPos Remark MHz dBuV/m dBuV/m dB dBuV dB/m dB dB dB cm deg 1 5149.80 53.12 74.00 -20.88 45.76 34.05 10.65 37.34 0.00 300 73 PEAK	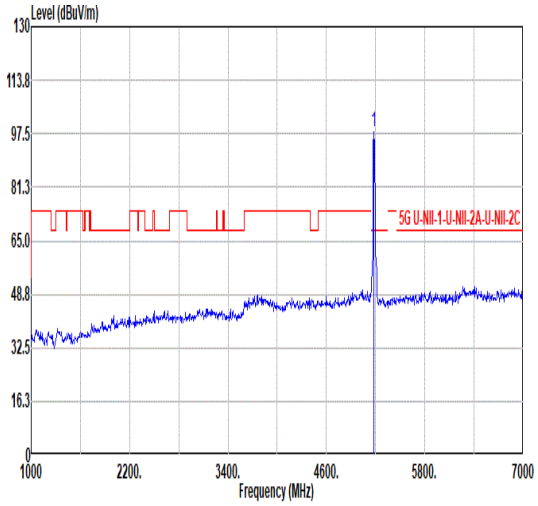 Freq Level Limit Line Margin Read Level Ant Factor Cable Loss Preamp Factor Aux Factor APos TPos Remark MHz dBuV/m dBuV/m dB dBuV dB/m dB dB dB cm deg 1 5180.00 98.07 ------ ------ 90.63 34.08 10.69 37.33 0.00 300 73 PEAK
Avg	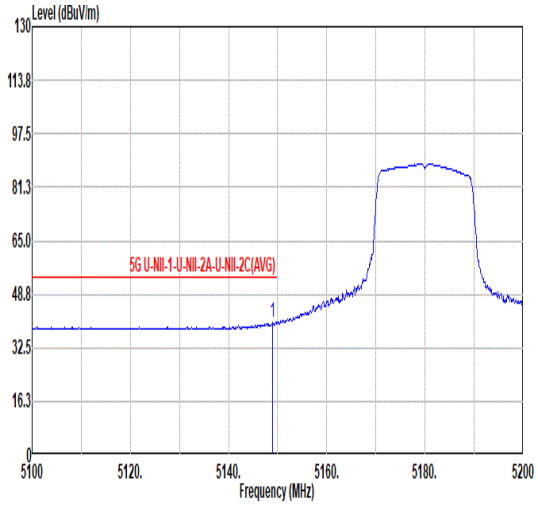 Freq Level Limit Line Margin Read Level Ant Factor Cable Loss Preamp Factor Aux Factor APos TPos Remark MHz dBuV/m dBuV/m dB dBuV dB/m dB dB dB cm deg 1 5149.00 40.25 54.00 -13.75 32.89 34.05 10.65 37.34 0.00 300 73 AVERAGE	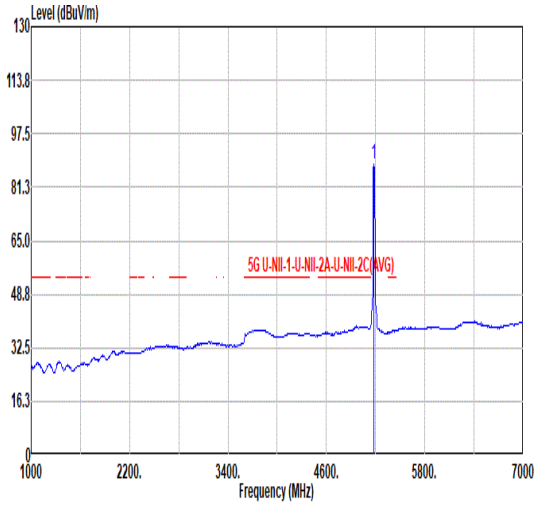 Freq Level Limit Line Margin Read Level Ant Factor Cable Loss Preamp Factor Aux Factor APos TPos Remark MHz dBuV/m dBuV/m dB dBuV dB/m dB dB dB cm deg 1 5180.00 88.45 ------ ------ 81.01 34.08 10.69 37.33 0.00 300 73 AVERAGE

Mode	10	
	Harmonic	
	U-NII-1_5.15-5.25_802.11ax HE20_CH36_Full_5180MHz	
ANT	6	
Pol.	Horizontal	Vertical
Peak Avg	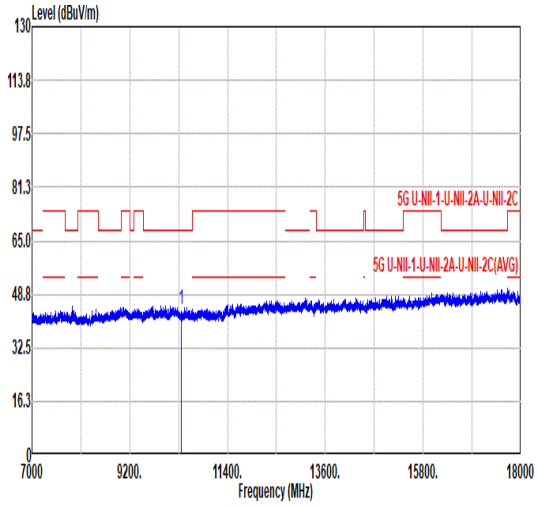 Freq Level Limit Line Margin Read Level Ant Factor Cable Loss Preamp Factor Aux Factor APos TPos Remark MHz dBuV/m dBuV/m dB dBuV dB/m dB dB dB cm deg 1 10360.00 44.20 68.20 -24.00 53.67 37.38 15.30 62.15 0.00 -- -- PEAK	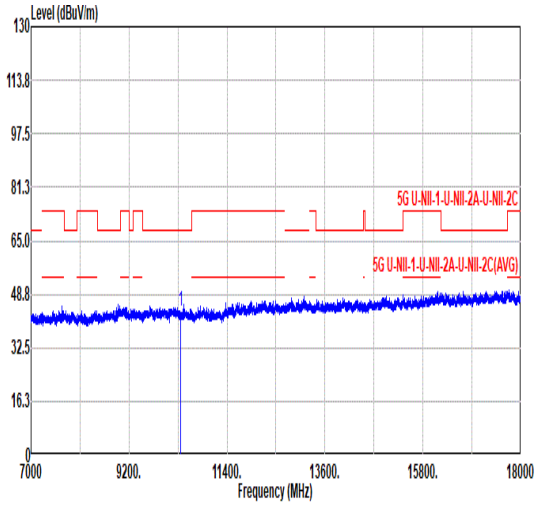 Freq Level Limit Line Margin Read Level Ant Factor Cable Loss Preamp Factor Aux Factor APos TPos Remark MHz dBuV/m dBuV/m dB dBuV dB/m dB dB dB cm deg 1 10360.00 43.82 68.20 -24.38 53.28 37.39 15.30 62.15 0.00 -- -- PEAK

Mode	11	
	Harmonic	
	U-NII-1_5.15-5.25_802.11ax HE20_CH44_Full_5220MHz	
ANT	6	
Pol.	Horizontal	Vertical
Peak Avg	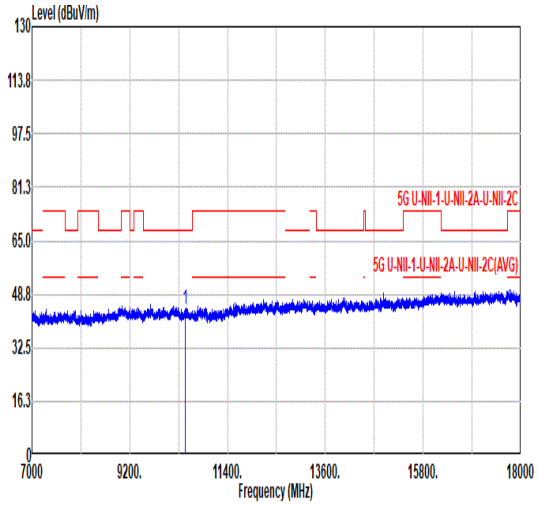 Freq Level Limit Line Margin Read Level Ant Factor Cable Loss Preamp Factor Aux Factor APos TPos Remark MHz dBuV/m dBuV/m dB dBuV dB/m dB dB dB cm deg 1 10440.00 43.99 68.20 -24.21 53.31 37.45 15.35 62.12 0.00 -- -- PEAK	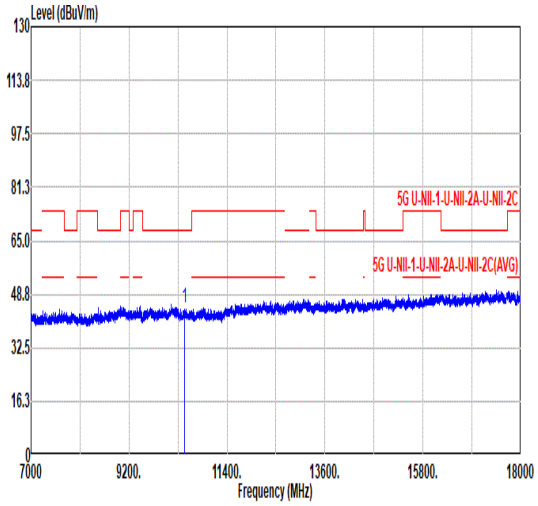 Freq Level Limit Line Margin Read Level Ant Factor Cable Loss Preamp Factor Aux Factor APos TPos Remark MHz dBuV/m dBuV/m dB dBuV dB/m dB dB dB cm deg 1 10440.00 44.41 68.20 -23.79 53.73 37.45 15.35 62.12 0.00 -- -- PEAK

Mode	12	
	Harmonic	
	U-NII-1_5.15-5.25_802.11ax HE20_CH48_Full_5240MHz	
ANT	6	
Pol.	Horizontal	Vertical
Peak Avg	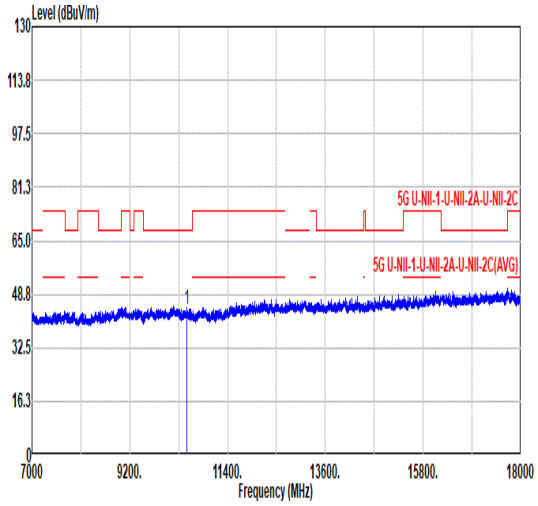 Freq Level Limit Line Margin Read Level Ant Factor Cable Loss Preamp Factor Aux Factor APos TPos Remark MHz dBuV/m dBuV/m dB dBuV dB/m dB dB dB cm deg 1 10480.00 44.25 68.20 -23.95 53.49 37.48 15.38 62.10 0.00 -- -- PEAK	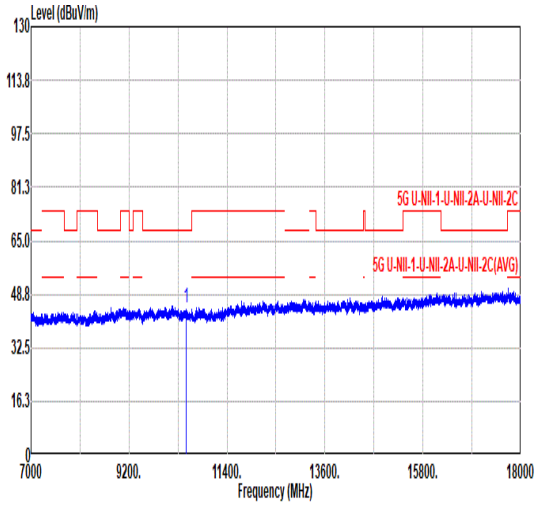 Freq Level Limit Line Margin Read Level Ant Factor Cable Loss Preamp Factor Aux Factor APos TPos Remark MHz dBuV/m dBuV/m dB dBuV dB/m dB dB dB cm deg 1 10480.00 44.62 68.20 -23.58 53.84 37.49 15.39 62.10 0.00 -- -- PEAK

Mode	13	
	Harmonic	
	U-NII-2A_5.25-5.35_802.11ax HE20_CH52_Full_5260MHz	
ANT	6	
Pol.	Horizontal	Vertical
Peak Avg	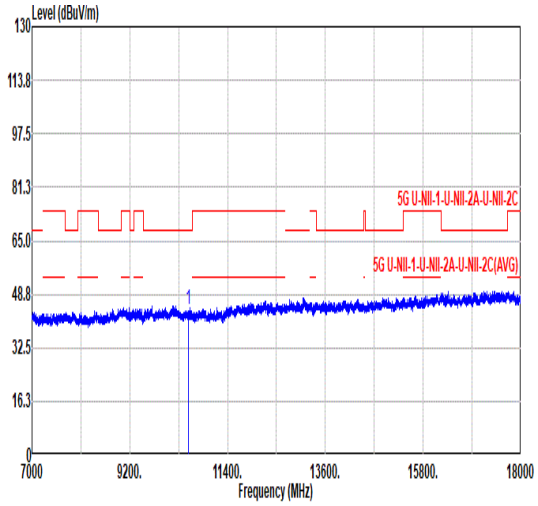 Freq Level Limit Line Margin Read Level Ant Factor Cable Loss Preamp Factor Aux Factor APos TPos Remark MHz dBuV/m dBuV/m dB dBuV dB/m dB dB dB cm deg 1 10520.00 44.37 68.20 -23.83 53.51 37.52 15.42 62.08 0.00 -- -- PEAK	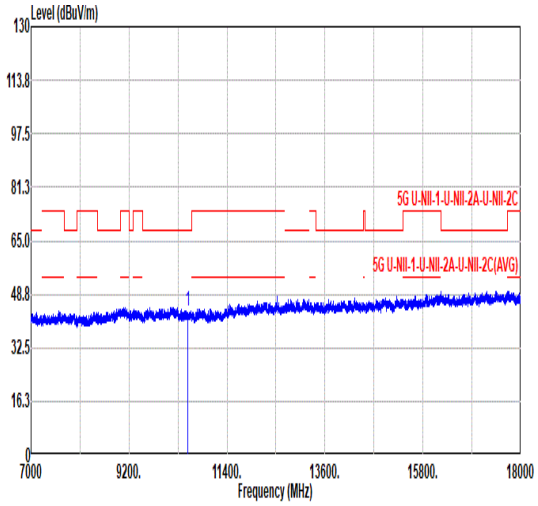 Freq Level Limit Line Margin Read Level Ant Factor Cable Loss Preamp Factor Aux Factor APos TPos Remark MHz dBuV/m dBuV/m dB dBuV dB/m dB dB dB cm deg 1 10520.00 43.57 68.20 -24.63 52.73 37.51 15.41 62.08 0.00 -- -- PEAK

Mode	14	
	Harmonic	
	U-NII-2A_5.25-5.35_802.11ax HE20_CH60_Full_5300MHz	
ANT	6	
Pol.	Horizontal	Vertical
Peak Avg	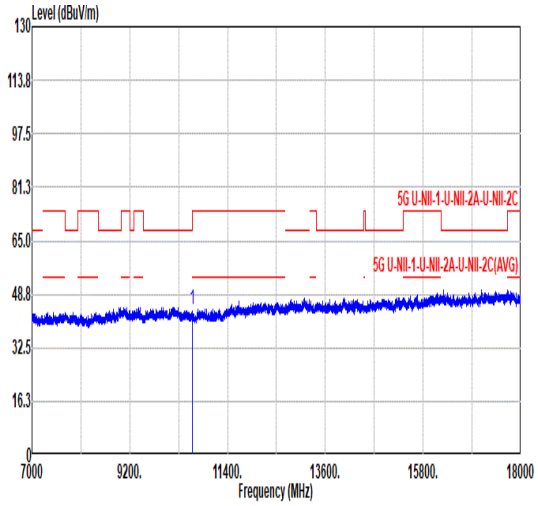 Freq Level Limit Line Margin Read Level Ant Factor Cable Loss Preamp Factor Aux Factor APos TPos Remark MHz dBuV/m dBuV/m dB dBuV dB/m dB dB dB cm deg 1 10600.00 43.98 74.00 -30.02 52.98 37.58 15.47 62.05 0.00 -- -- PEAK	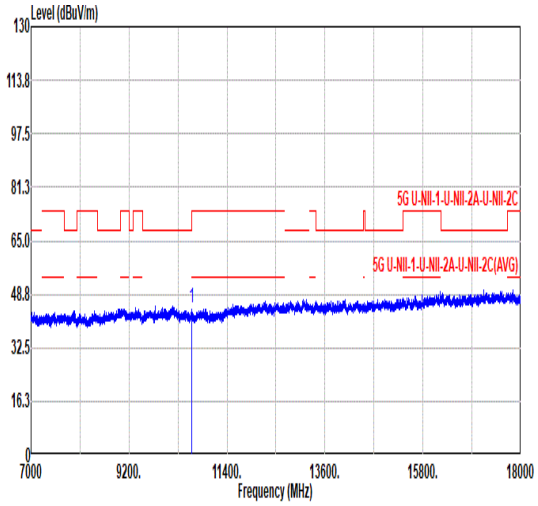 Freq Level Limit Line Margin Read Level Ant Factor Cable Loss Preamp Factor Aux Factor APos TPos Remark MHz dBuV/m dBuV/m dB dBuV dB/m dB dB dB cm deg 1 10600.00 44.78 74.00 -29.22 53.78 37.58 15.47 62.05 0.00 -- -- PEAK

Mode	15	
	Band Edge	
	U-NII-2A_5.25-5.35_802.11ax HE20_CH64_Full_5320MHz	
ANT	6	
Pol.	Horizontal	Fundamental
Peak	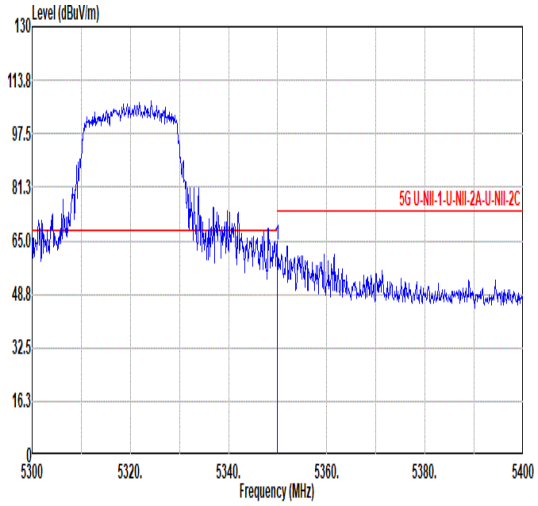 Freq Level Limit Line Margin Read Level Ant Factor Cable Loss Preamp Factor Aux Factor APos TPos Remark MHz dBuV/m dBuV/m dB dBuV dB/m dB dB dB cm deg 1 5350.00 63.93 74.00 -10.07 55.88 34.50 10.84 37.29 0.00 100 230 PEAK	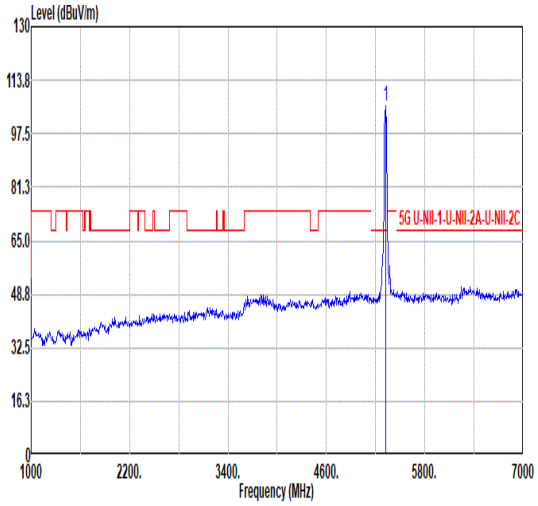 Freq Level Limit Line Margin Read Level Ant Factor Cable Loss Preamp Factor Aux Factor APos TPos Remark MHz dBuV/m dBuV/m dB dBuV dB/m dB dB dB cm deg 1 5320.00 105.90 ------ ------ 97.95 34.44 10.81 37.30 0.00 100 230 PEAK
Avg	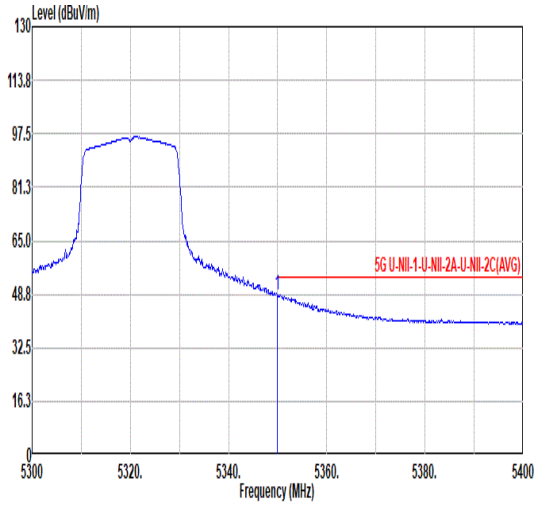 Freq Level Limit Line Margin Read Level Ant Factor Cable Loss Preamp Factor Aux Factor APos TPos Remark MHz dBuV/m dBuV/m dB dBuV dB/m dB dB dB cm deg 1 5350.00 48.76 54.00 -5.24 40.71 34.50 10.84 37.29 0.00 100 230 AVERAGE	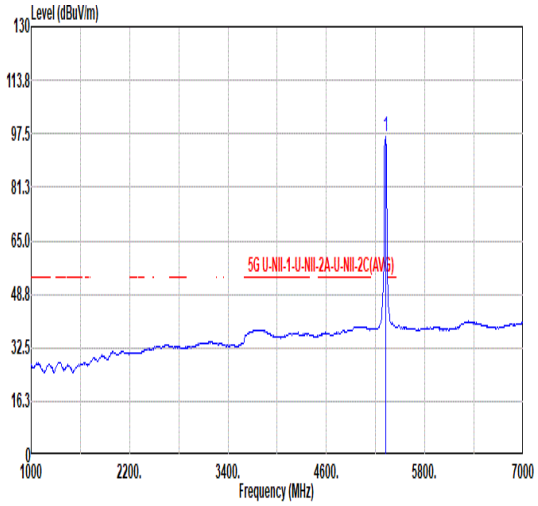 Freq Level Limit Line Margin Read Level Ant Factor Cable Loss Preamp Factor Aux Factor APos TPos Remark MHz dBuV/m dBuV/m dB dBuV dB/m dB dB dB cm deg 1 5320.00 96.51 ------ ------ 88.56 34.44 10.81 37.30 0.00 100 230 AVERAGE

Mode	15	
	Band Edge	
	U-NII-2A_5.25-5.35_802.11ax HE20_CH64_Full_5320MHz	
ANT	6	
Pol.	Vertical	Fundamental
Peak	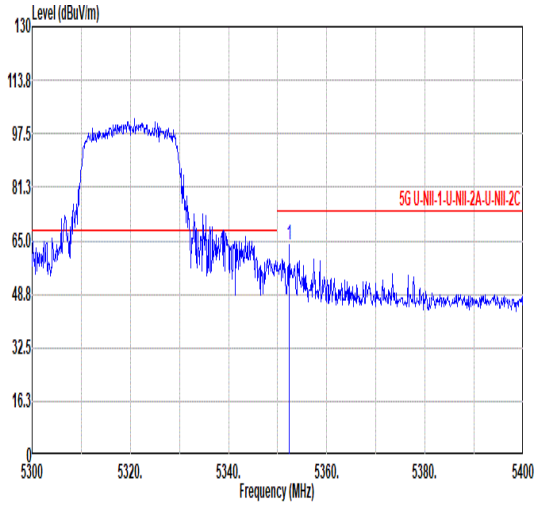 Freq Level Limit Line Margin Read Level Ant Factor Cable Loss Preamp Factor Aux Factor APos TPos Remark MHz dBuV/m dBuV/m dB dBuV dB/m dB dB dB cm deg 1 5352.30 63.71 74.00 -10.29 55.66 34.50 10.84 37.29 0.00 300 81 PEAK	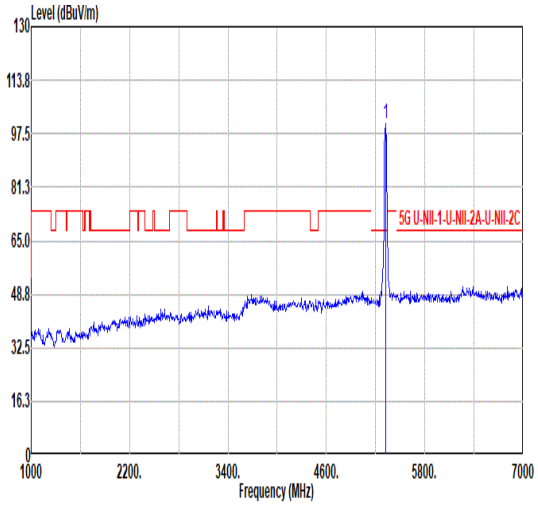 Freq Level Limit Line Margin Read Level Ant Factor Cable Loss Preamp Factor Aux Factor APos TPos Remark MHz dBuV/m dBuV/m dB dBuV dB/m dB dB dB cm deg 1 5320.00 100.69 ------ ------ 92.72 34.45 10.82 37.30 0.00 300 81 PEAK
Avg	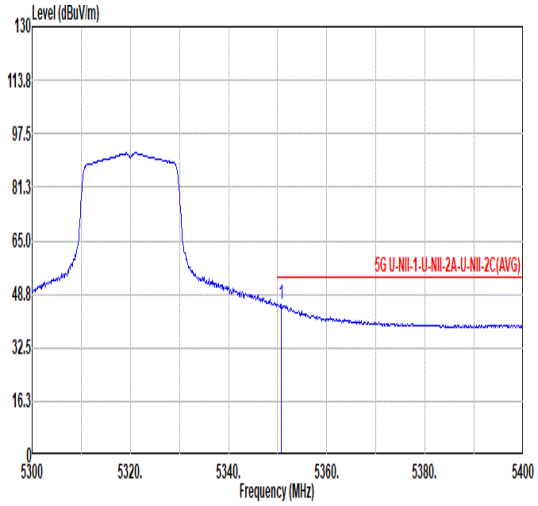 Freq Level Limit Line Margin Read Level Ant Factor Cable Loss Preamp Factor Aux Factor APos TPos Remark MHz dBuV/m dBuV/m dB dBuV dB/m dB dB dB cm deg 1 5350.70 45.83 54.00 -8.17 37.78 34.50 10.84 37.29 0.00 300 81 AVERAGE	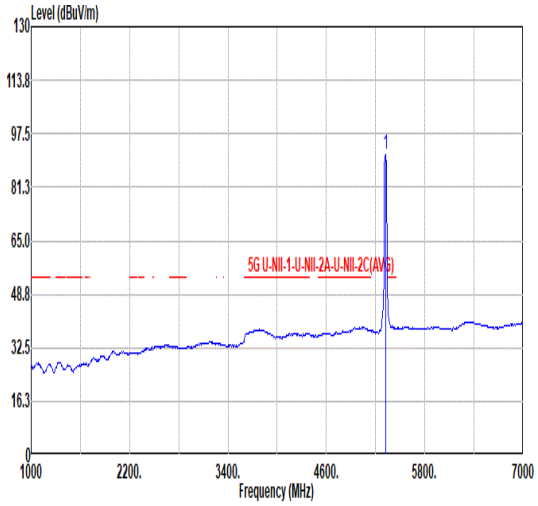 Freq Level Limit Line Margin Read Level Ant Factor Cable Loss Preamp Factor Aux Factor APos TPos Remark MHz dBuV/m dBuV/m dB dBuV dB/m dB dB dB cm deg 1 5320.00 91.42 ------ ------ 83.47 34.44 10.81 37.30 0.00 300 81 AVERAGE

Mode	15	
	Harmonic	
	U-NII-2A_5.25-5.35_802.11ax HE20_CH64_Full_5320MHz	
ANT	6	
Pol.	Horizontal	Vertical
Peak Avg	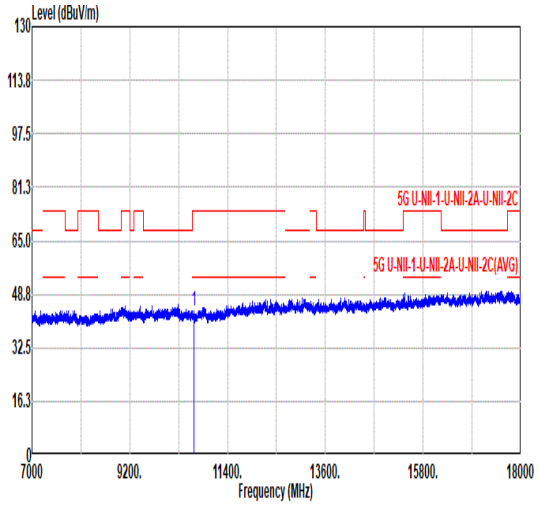 Freq Level Limit Line Margin Read Level Ant Factor Cable Loss Preamp Factor Aux Factor APos TPos Remark MHz dBuV/m dBuV/m dB dBuV dB/m dB dB dB cm deg 1 10640.00 43.57 74.00 -30.43 52.49 37.61 15.50 62.03 0.00 -- -- PEAK	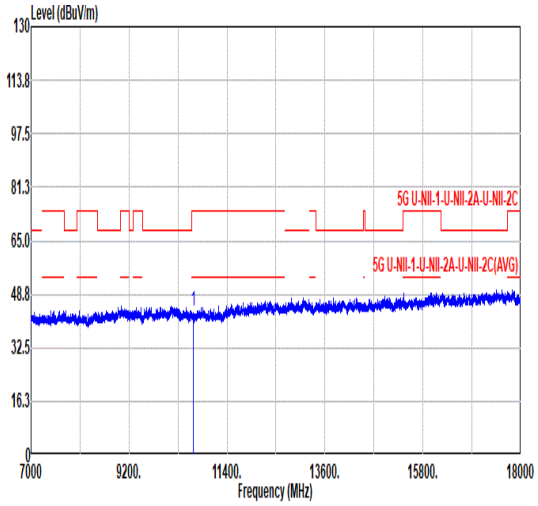 Freq Level Limit Line Margin Read Level Ant Factor Cable Loss Preamp Factor Aux Factor APos TPos Remark MHz dBuV/m dBuV/m dB dBuV dB/m dB dB dB cm deg 1 10640.00 43.65 74.00 -30.35 52.57 37.61 15.50 62.03 0.00 -- -- PEAK

Mode	16	
	Band Edge	
	U-NII-2C_5.47-5.725_802.11ax HE20_CH100_5500MHz	
ANT	6	
Pol.	Horizontal	Fundamental
Peak	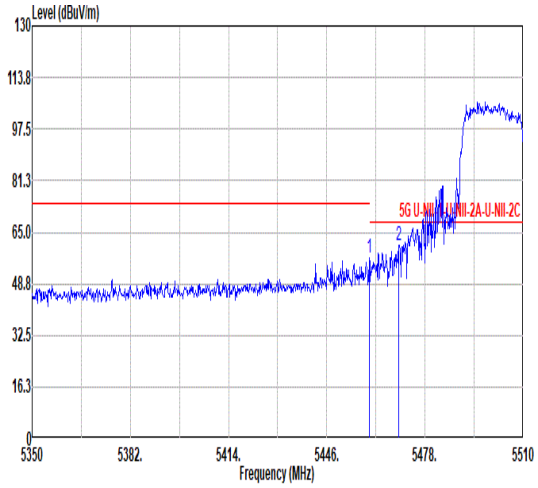 Freq Level Limit Line Margin Read Level Ant Factor Cable Loss Preamp Factor Aux Factor APos TPos Remark MHz dBuV/m dBuV/m dB dBuV dB/m dB dB dB cm deg 1 5459.92 57.15 74.00 -16.85 48.90 34.54 10.97 37.26 0.00 100 230 PEAK 2 5469.36 60.89 68.20 -7.31 52.64 34.53 10.98 37.26 0.00 100 230 PEAK	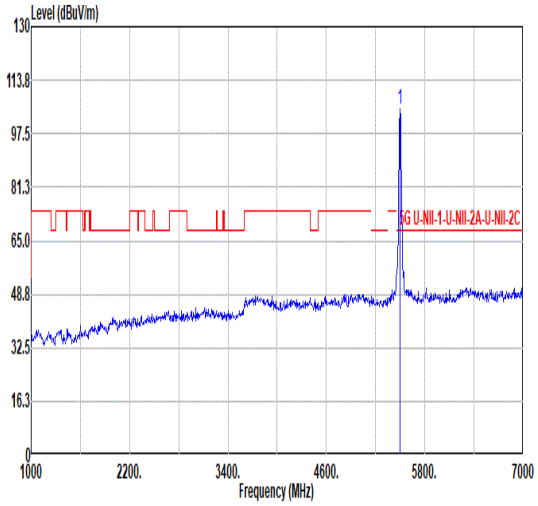 Freq Level Limit Line Margin Read Level Ant Factor Cable Loss Preamp Factor Aux Factor APos TPos Remark MHz dBuV/m dBuV/m dB dBuV dB/m dB dB dB cm deg 1 5500.00 104.89 ------ ------ 96.62 34.50 11.02 37.25 0.00 100 230 PEAK
Avg	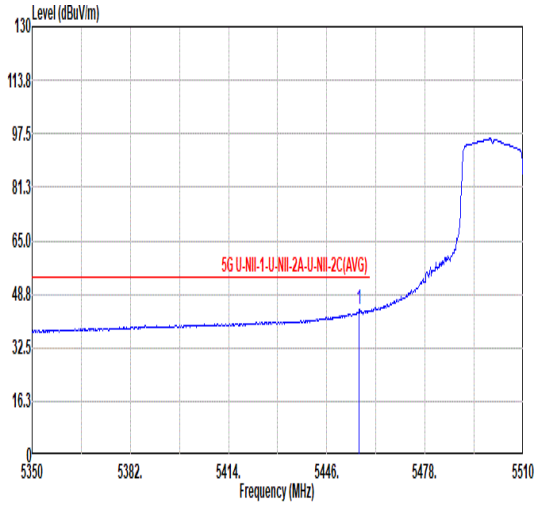 Freq Level Limit Line Margin Read Level Ant Factor Cable Loss Preamp Factor Aux Factor APos TPos Remark MHz dBuV/m dBuV/m dB dBuV dB/m dB dB dB cm deg 1 5456.56 44.05 54.00 -9.95 35.81 34.54 10.96 37.26 0.00 100 230 AVERAGE	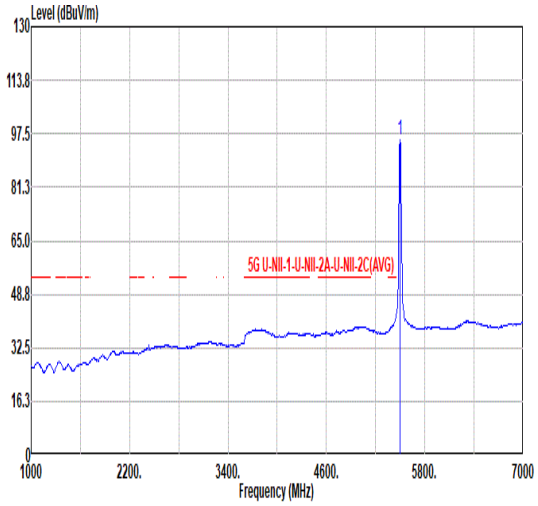 Freq Level Limit Line Margin Read Level Ant Factor Cable Loss Preamp Factor Aux Factor APos TPos Remark MHz dBuV/m dBuV/m dB dBuV dB/m dB dB dB cm deg 1 5500.00 95.79 ------ ------ 87.52 34.50 11.02 37.25 0.00 100 230 AVERAGE

Mode	16	
	Band Edge	
	U-NII-2C_5.47-5.725_802.11ax HE20_CH100_5500MHz	
ANT	6	
Pol.	Vertical	Fundamental
Peak	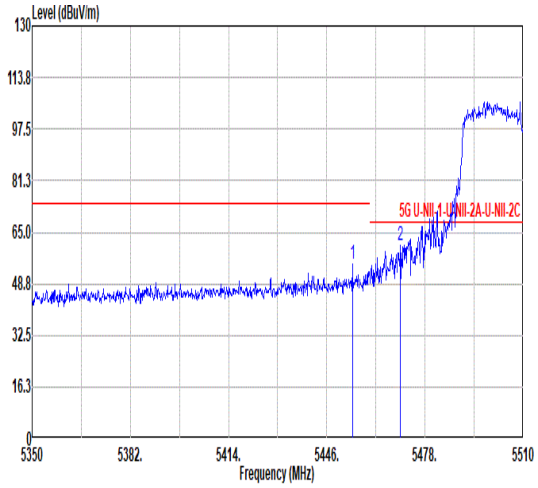 Freq Level Limit Line Margin Read Level Ant Factor Cable Loss Preamp Factor Aux Factor APos TPos Remark MHz dBuV/m dBuV/m dB dBuV dB/m dB dB dB cm deg 1 5454.32 54.94 74.00 -19.06 46.69 34.55 10.96 37.26 0.00 272 75 PEAK 2 5470.00 60.64 68.20 -7.56 52.39 34.53 10.98 37.26 0.00 272 75 PEAK	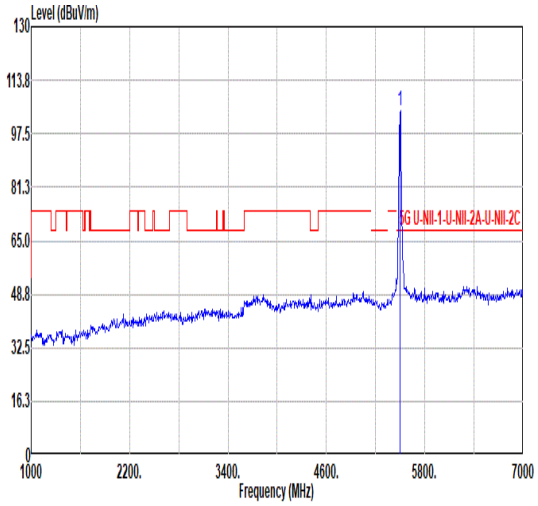 Freq Level Limit Line Margin Read Level Ant Factor Cable Loss Preamp Factor Aux Factor APos TPos Remark MHz dBuV/m dBuV/m dB dBuV dB/m dB dB dB cm deg 1 5500.00 104.30 ------ ------ 96.03 34.49 11.03 37.25 0.00 272 75 PEAK
Avg	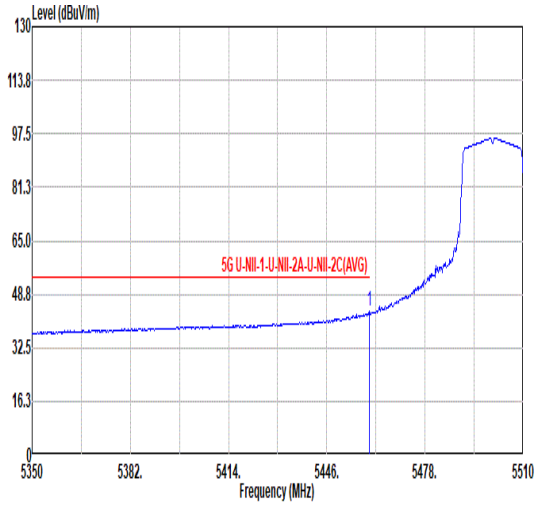 Freq Level Limit Line Margin Read Level Ant Factor Cable Loss Preamp Factor Aux Factor APos TPos Remark MHz dBuV/m dBuV/m dB dBuV dB/m dB dB dB cm deg 1 5459.76 43.53 54.00 -10.47 35.28 34.54 10.97 37.26 0.00 272 75 AVERAGE	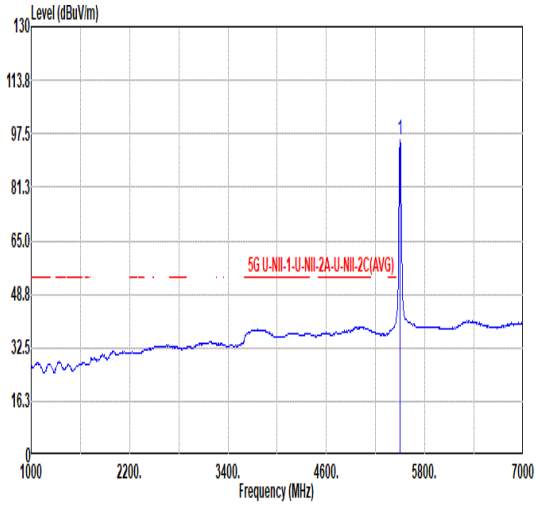 Freq Level Limit Line Margin Read Level Ant Factor Cable Loss Preamp Factor Aux Factor APos TPos Remark MHz dBuV/m dBuV/m dB dBuV dB/m dB dB dB cm deg 1 5500.00 95.61 ------ ------ 87.34 34.50 11.02 37.25 0.00 272 75 AVERAGE

Mode	16	
	Harmonic	
	U-NII-2C_5.47-5.725_802.11ax HE20_CH100_5500MHz	
ANT	6	
Pol.	Horizontal	Vertical
Peak Avg	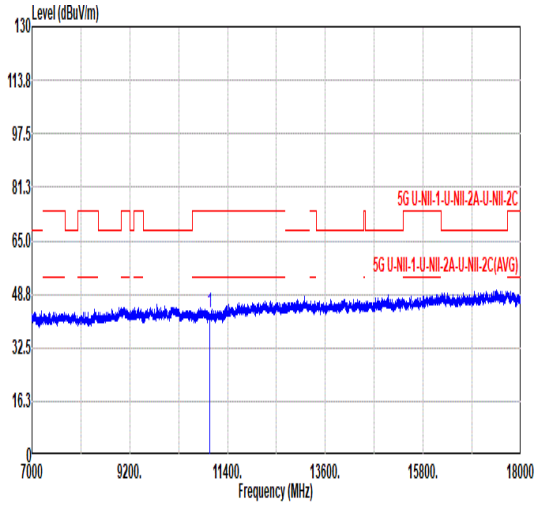 Freq Level Limit Line Margin Read Level Ant Factor Cable Loss Preamp Factor Aux Factor APos TPos Remark MHz dBuV/m dBuV/m dB dBuV dB/m dB dB dB cm deg 1 11000.00 42.99 74.00 -31.01 51.20 37.90 15.76 61.87 0.00 -- -- PEAK	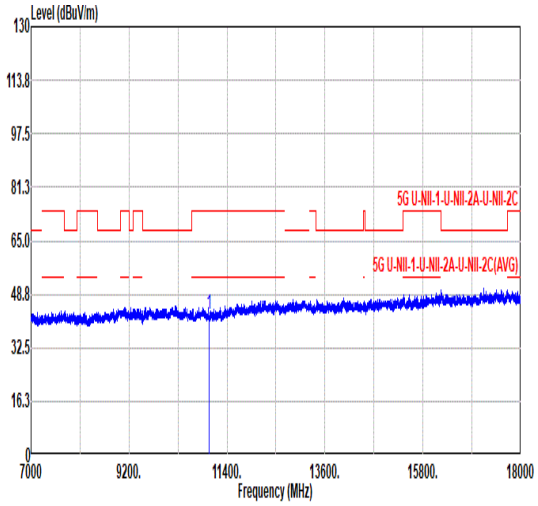 Freq Level Limit Line Margin Read Level Ant Factor Cable Loss Preamp Factor Aux Factor APos TPos Remark MHz dBuV/m dBuV/m dB dBuV dB/m dB dB dB cm deg 1 11000.00 42.92 74.00 -31.08 51.13 37.90 15.76 61.87 0.00 -- -- PEAK

Mode	17	
	Harmonic	
	U-NII-2C_5.47-5.725_802.11ax HE20_CH116_5580MHz	
ANT	6	
Pol.	Horizontal	Vertical
Peak Avg	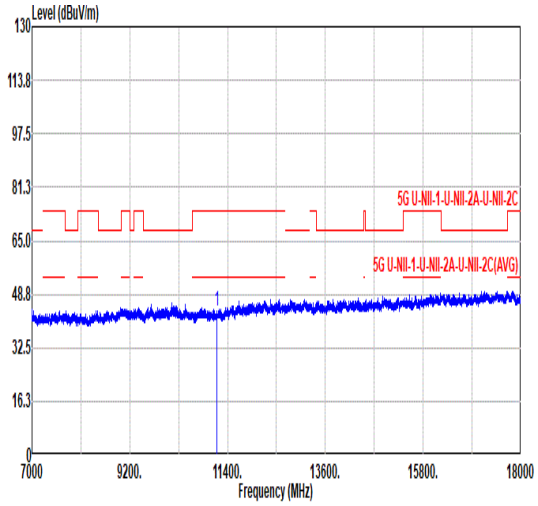 Freq Level Limit Line Margin Read Level Ant Factor Cable Loss Preamp Factor Aux Factor APos TPos Remark MHz dBuV/m dBuV/m dB dBuV dB/m dB dB dB cm deg 1 11160.00 43.83 74.00 -30.17 51.72 38.03 15.88 61.80 0.00 -- -- PEAK	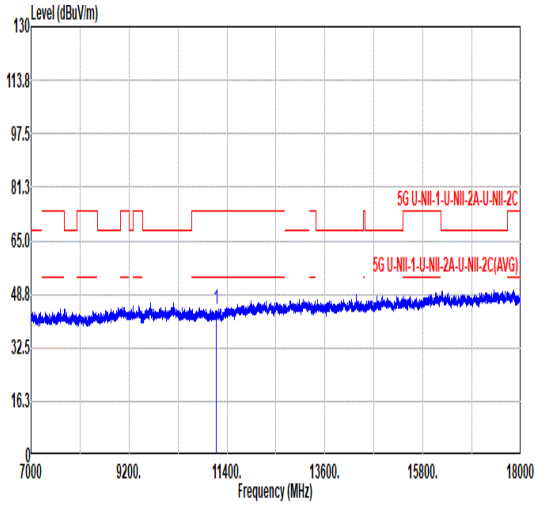 Freq Level Limit Line Margin Read Level Ant Factor Cable Loss Preamp Factor Aux Factor APos TPos Remark MHz dBuV/m dBuV/m dB dBuV dB/m dB dB dB cm deg 1 11160.00 43.94 74.00 -30.06 51.83 38.03 15.88 61.80 0.00 -- -- PEAK

Mode	18	
	Band Edge	
	U-NII-2C_5.47-5.725_802.11ax HE20_CH140_5700MHz	
ANT	6	
Pol.	Horizontal	Fundamental
Peak	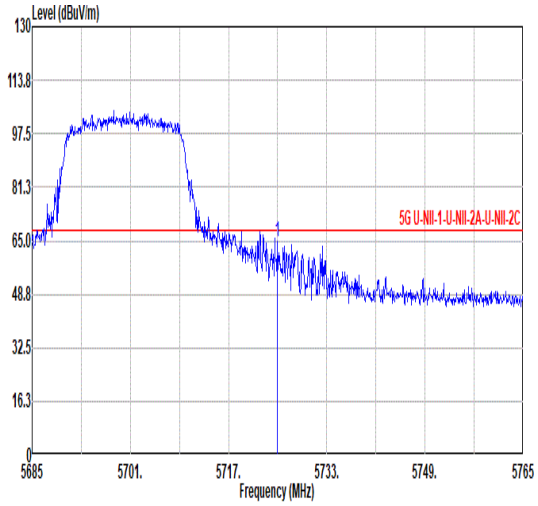 Freq Level Limit Line Margin Read Level Ant Factor Cable Loss Preamp Factor Aux Factor APos TPos Remark MHz dBuV/m dBuV/m dB dBuV dB/m dB dB dB cm deg 1 5725.00 64.68 68.20 -3.52 56.05 34.55 11.33 37.25 0.00 107 118 PEAK	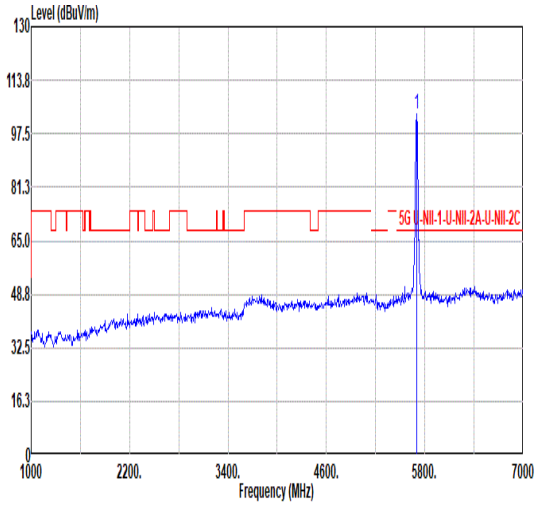 Freq Level Limit Line Margin Read Level Ant Factor Cable Loss Preamp Factor Aux Factor APos TPos Remark MHz dBuV/m dBuV/m dB dBuV dB/m dB dB dB cm deg 1 5700.00 103.33 ------ ------ 94.76 34.51 11.30 37.24 0.00 107 118 PEAK
Avg	Blank	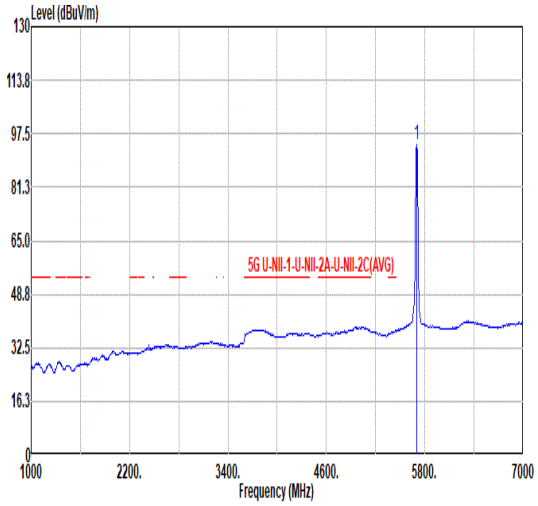 Freq Level Limit Line Margin Read Level Ant Factor Cable Loss Preamp Factor Aux Factor APos TPos Remark MHz dBuV/m dBuV/m dB dBuV dB/m dB dB dB cm deg 1 5700.00 94.20 ------ ------ 85.65 34.50 11.29 37.24 0.00 107 118 AVERAGE

Mode	18	
	Band Edge	
	U-NII-2C_5.47-5.725_802.11ax HE20_CH140_5700MHz	
ANT	6	
Pol.	Vertical	Fundamental
Peak	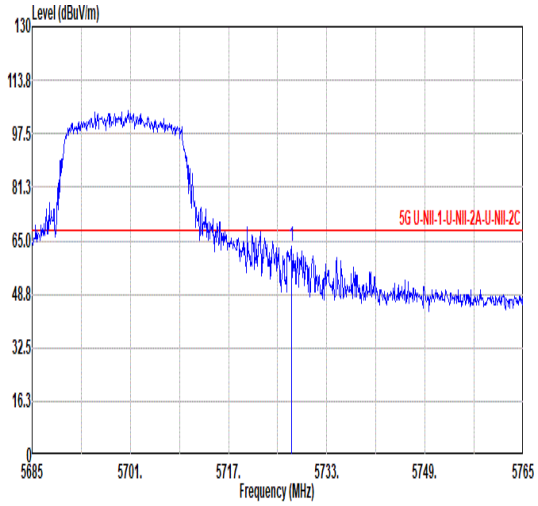 Freq Level Limit Line Margin Read Level Ant Factor Cable Loss Preamp Factor Aux Factor APos TPos Remark MHz dBuV/m dBuV/m dB dBuV dB/m dB dB dB cm deg 1 5727.24 63.06 68.20 -5.14 54.43 34.55 11.33 37.25 0.00 269 75 PEAK	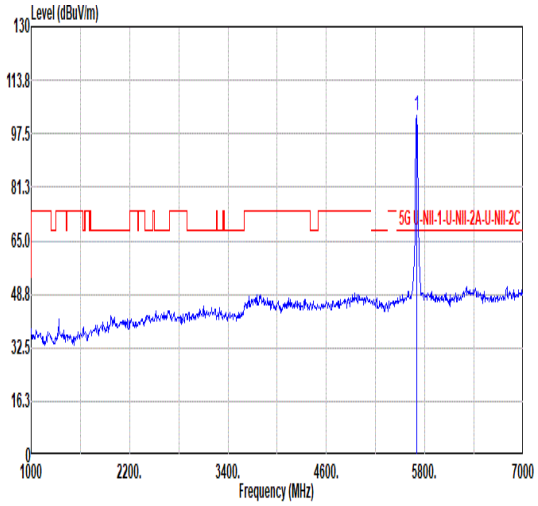 Freq Level Limit Line Margin Read Level Ant Factor Cable Loss Preamp Factor Aux Factor APos TPos Remark MHz dBuV/m dBuV/m dB dBuV dB/m dB dB dB cm deg 1 5700.00 102.88 ------ ------ 94.33 34.50 11.29 37.24 0.00 269 75 PEAK
Avg	Blank	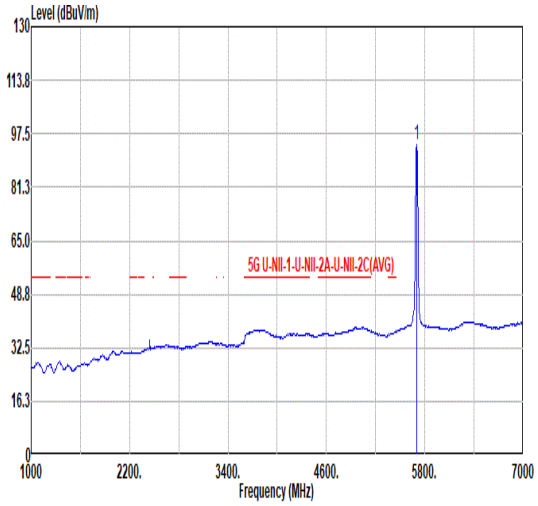 Freq Level Limit Line Margin Read Level Ant Factor Cable Loss Preamp Factor Aux Factor APos TPos Remark MHz dBuV/m dBuV/m dB dBuV dB/m dB dB dB cm deg 1 5700.00 94.16 ------ ------ 85.61 34.50 11.29 37.24 0.00 269 75 AVERAGE

Mode	18	
	Harmonic	
	U-NII-2C_5.47-5.725_802.11ax HE20_CH140_5700MHz	
ANT	6	
Pol.	Horizontal	Vertical
Peak Avg	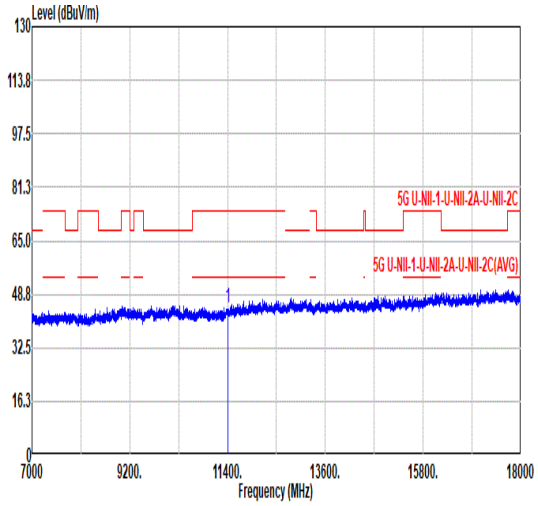 Freq Level Limit Line Margin Read Level Ant Factor Cable Loss Preamp Factor Aux Factor APos TPos Remark MHz dBuV/m dBuV/m dB dBuV dB/m dB dB dB cm deg 1 11400.00 44.69 74.00 -29.31 52.11 38.22 16.05 61.69 0.00 -- -- PEAK	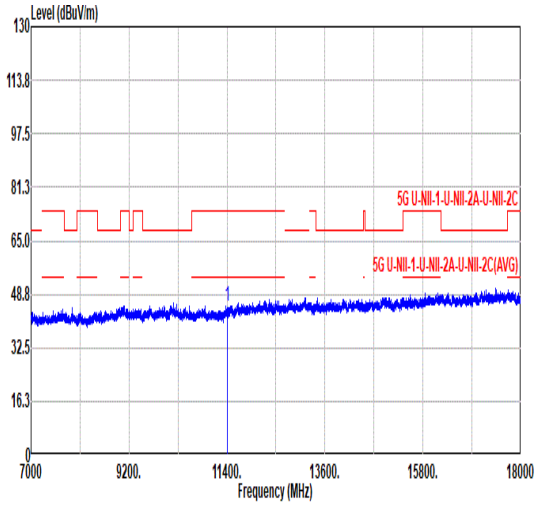 Freq Level Limit Line Margin Read Level Ant Factor Cable Loss Preamp Factor Aux Factor APos TPos Remark MHz dBuV/m dBuV/m dB dBuV dB/m dB dB dB cm deg 1 11400.00 45.12 74.00 -28.88 52.54 38.22 16.05 61.69 0.00 -- -- PEAK

Mode	19	
	Band Edge	
	U-NII-1_5.15-5.25_802.11ax HE20_CH36_RU26/0_5180MHz	
ANT	6	
Pol.	Horizontal	Fundamental
Peak	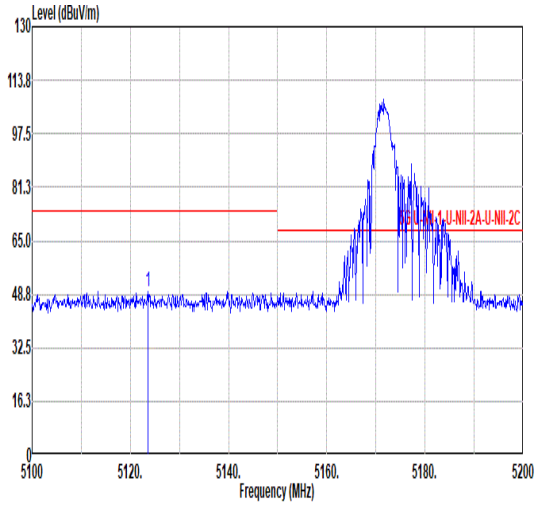 Freq Level Limit Line Margin Read Level Ant Factor Cable Loss Preamp Factor Aux Factor APos TPos Remark MHz dBuV/m dBuV/m dB dBuV dB/m dB dB dB cm deg 1 5123.60 49.68 74.00 -24.32 42.37 34.02 10.63 37.34 0.00 101 240 PEAK	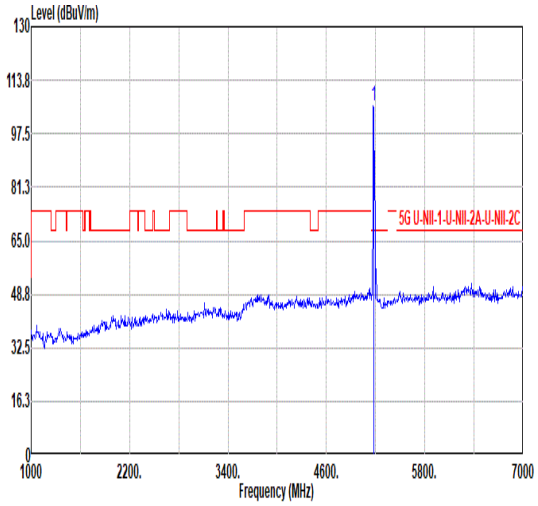 Freq Level Limit Line Margin Read Level Ant Factor Cable Loss Preamp Factor Aux Factor APos TPos Remark MHz dBuV/m dBuV/m dB dBuV dB/m dB dB dB cm deg 1 5180.00 105.89 ------ ------ 98.47 34.07 10.68 37.33 0.00 101 240 PEAK
Avg	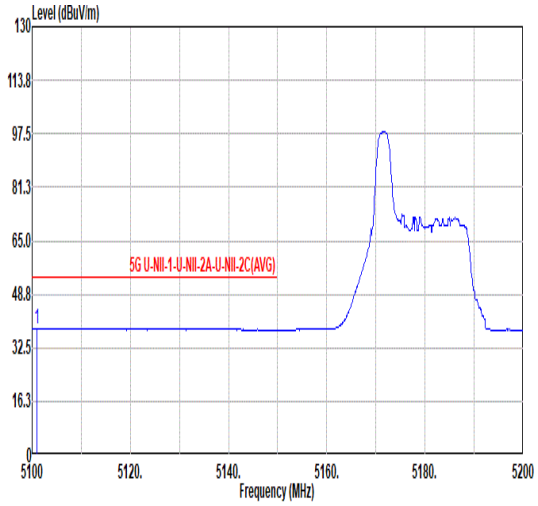 Freq Level Limit Line Margin Read Level Ant Factor Cable Loss Preamp Factor Aux Factor APos TPos Remark MHz dBuV/m dBuV/m dB dBuV dB/m dB dB dB cm deg 1 5101.00 38.37 54.00 -15.63 31.12 34.00 10.60 37.35 0.00 101 240 AVERAGE	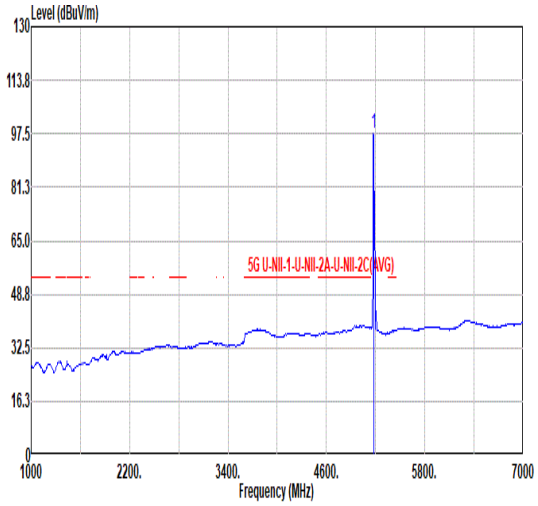 Freq Level Limit Line Margin Read Level Ant Factor Cable Loss Preamp Factor Aux Factor APos TPos Remark MHz dBuV/m dBuV/m dB dBuV dB/m dB dB dB cm deg 1 5180.00 97.79 ------ ------ 90.37 34.07 10.68 37.33 0.00 101 240 AVERAGE

Mode	19	
	Band Edge	
	U-NII-1_5.15-5.25_802.11ax HE20_CH36_RU26/0_5180MHz	
ANT	6	
Pol.	Vertical	Fundamental
Peak	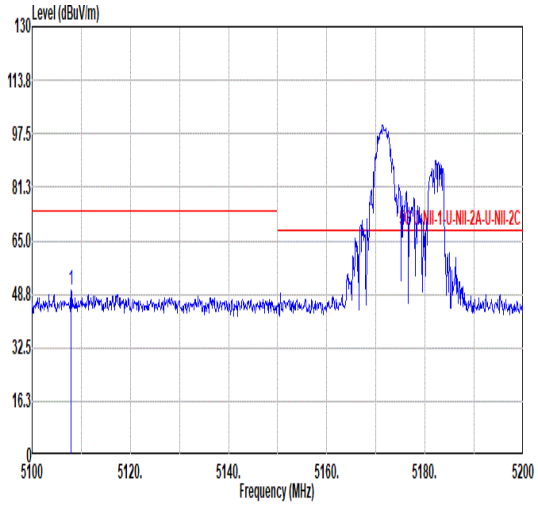 Freq Level Limit Line Margin Read Level Ant Factor Cable Loss Preamp Factor Aux Factor APos TPos Remark MHz dBuV/m dBuV/m dB dBuV dB/m dB dB dB cm deg 1 5107.90 49.81 74.00 -24.19 42.54 34.01 10.61 37.35 0.00 293 78 PEAK	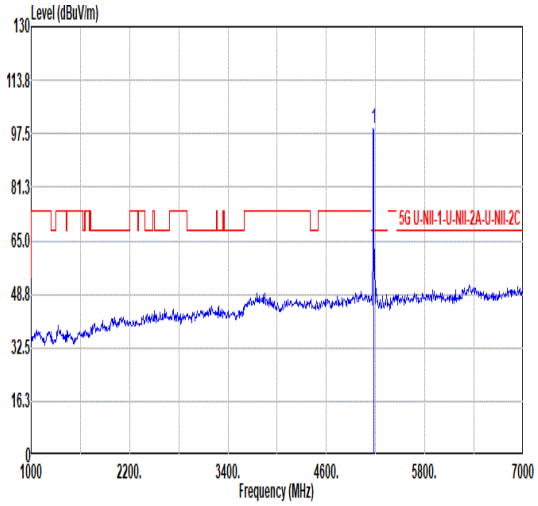 Freq Level Limit Line Margin Read Level Ant Factor Cable Loss Preamp Factor Aux Factor APos TPos Remark MHz dBuV/m dBuV/m dB dBuV dB/m dB dB dB cm deg 1 5180.00 98.97 ------ ------ 91.55 34.07 10.68 37.33 0.00 293 78 PEAK
Avg	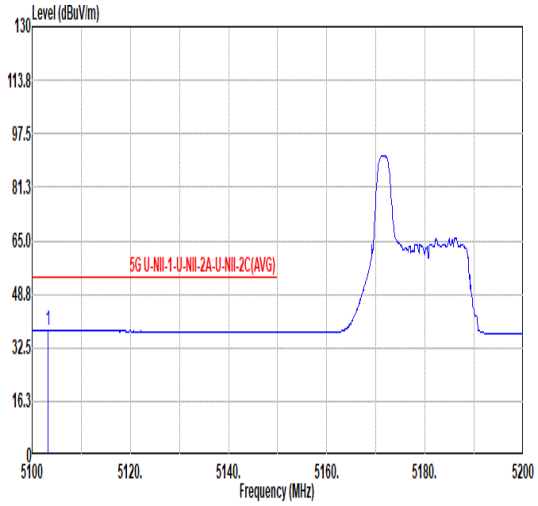 Freq Level Limit Line Margin Read Level Ant Factor Cable Loss Preamp Factor Aux Factor APos TPos Remark MHz dBuV/m dBuV/m dB dBuV dB/m dB dB dB cm deg 1 5103.30 37.81 54.00 -16.19 30.56 34.00 10.60 37.35 0.00 293 78 AVERAGE	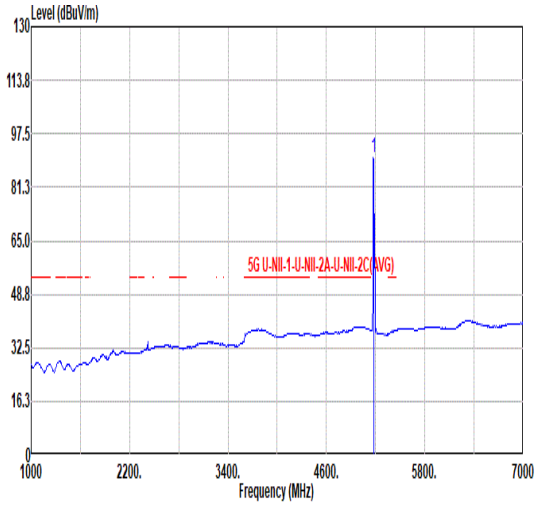 Freq Level Limit Line Margin Read Level Ant Factor Cable Loss Preamp Factor Aux Factor APos TPos Remark MHz dBuV/m dBuV/m dB dBuV dB/m dB dB dB cm deg 1 5180.00 90.46 ------ ------ 83.04 34.07 10.68 37.33 0.00 293 78 AVERAGE

Mode	20	
	Band Edge	
	U-NII-2A_5.25-5.35_802.11ax HE20_CH64_RU26/8_5320MHz	
ANT	6	
Pol.	Horizontal	Fundamental
Peak	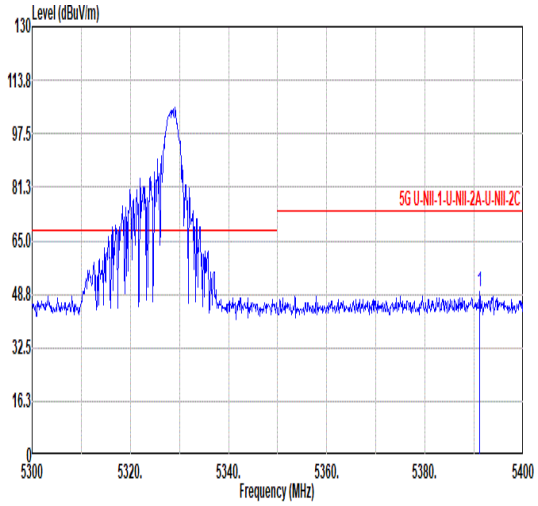 Freq Level Limit Line Margin Read Level Ant Factor Cable Loss Preamp Factor Aux Factor APos TPos Remark MHz dBuV/m dBuV/m dB dBuV dB/m dB dB dB cm deg 1 5391.10 49.70 74.00 -24.30 41.52 34.58 10.88 37.28 0.00 101 236 PEAK	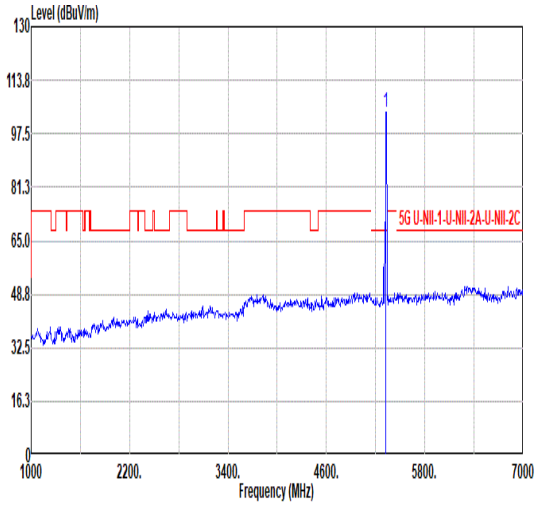 Freq Level Limit Line Margin Read Level Ant Factor Cable Loss Preamp Factor Aux Factor APos TPos Remark MHz dBuV/m dBuV/m dB dBuV dB/m dB dB dB cm deg 1 5320.00 104.22 ------ ------ 96.25 34.45 10.82 37.30 0.00 101 236 PEAK
Avg	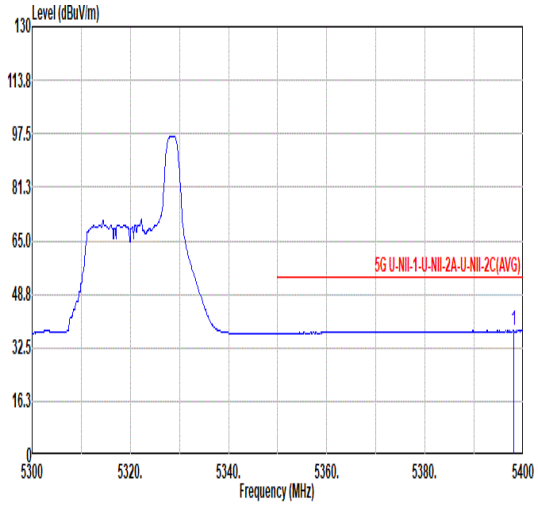 Freq Level Limit Line Margin Read Level Ant Factor Cable Loss Preamp Factor Aux Factor APos TPos Remark MHz dBuV/m dBuV/m dB dBuV dB/m dB dB dB cm deg 1 5398.00 37.57 54.00 -16.43 29.36 34.60 10.89 37.28 0.00 101 236 AVERAGE	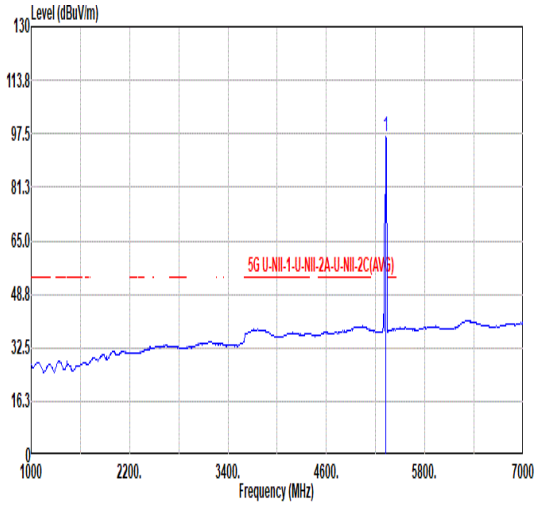 Freq Level Limit Line Margin Read Level Ant Factor Cable Loss Preamp Factor Aux Factor APos TPos Remark MHz dBuV/m dBuV/m dB dBuV dB/m dB dB dB cm deg 1 5320.00 96.51 ------ ------ 88.54 34.45 10.82 37.30 0.00 101 236 AVERAGE

Mode	20	
	Band Edge	
	U-NII-2A_5.25-5.35_802.11ax HE20_CH64_RU26/8_5320MHz	
ANT	6	
Pol.	Vertical	Fundamental
Peak	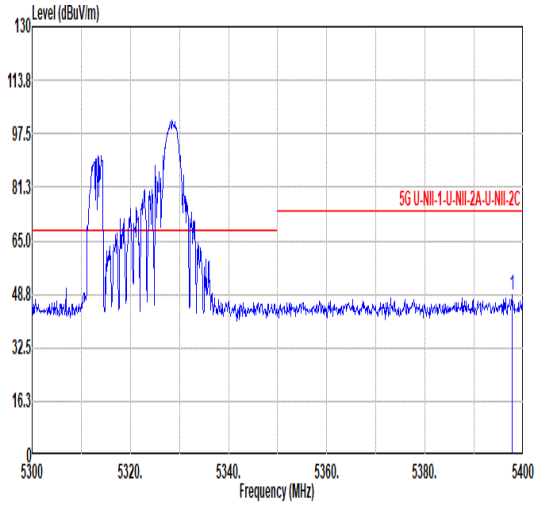 Freq Level Limit Line Margin Read Level Ant Factor Cable Loss Preamp Factor Aux Factor APos TPos Remark MHz dBuV/m dBuV/m dB dBuV dB/m dB dB dB cm deg 1 5397.70 48.79 74.00 -25.21 40.58 34.60 10.89 37.28 0.00 307 85 PEAK	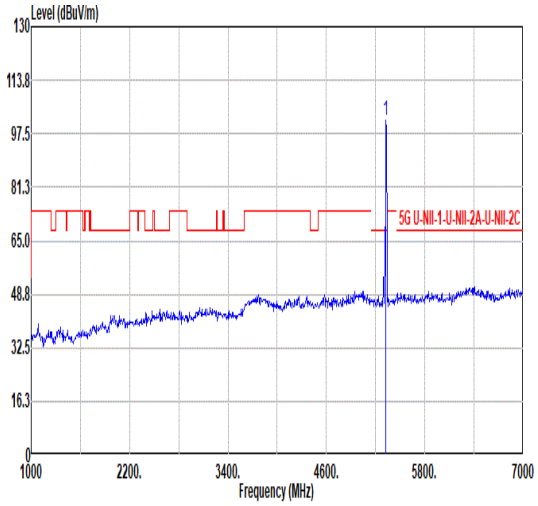 Freq Level Limit Line Margin Read Level Ant Factor Cable Loss Preamp Factor Aux Factor APos TPos Remark MHz dBuV/m dBuV/m dB dBuV dB/m dB dB dB cm deg 1 5320.00 101.49 ------ ------ 93.52 34.45 10.82 37.30 0.00 307 85 PEAK
Avg	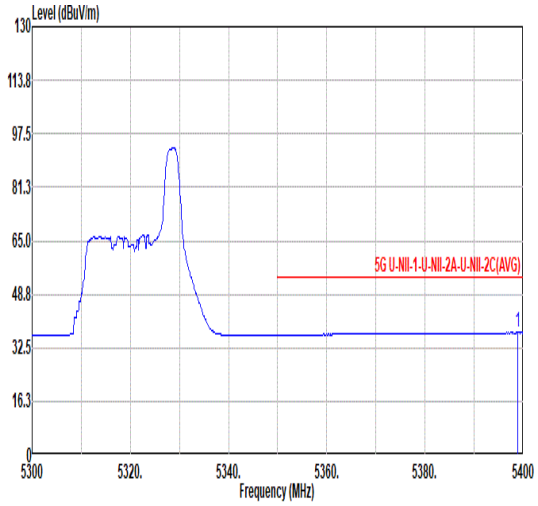 Freq Level Limit Line Margin Read Level Ant Factor Cable Loss Preamp Factor Aux Factor APos TPos Remark MHz dBuV/m dBuV/m dB dBuV dB/m dB dB dB cm deg 1 5398.80 37.10 54.00 -16.90 28.89 34.60 10.89 37.28 0.00 307 85 AVERAGE	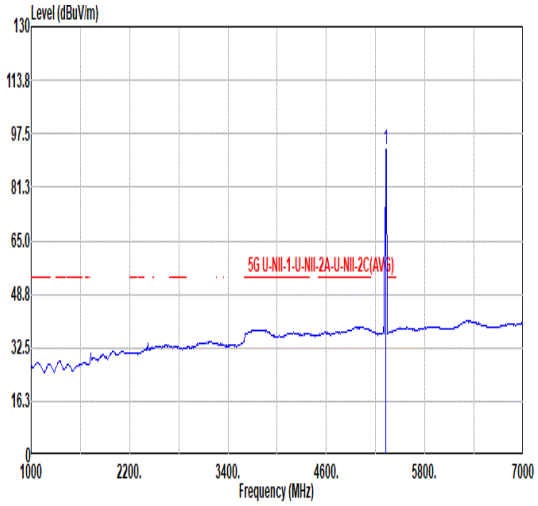 Freq Level Limit Line Margin Read Level Ant Factor Cable Loss Preamp Factor Aux Factor APos TPos Remark MHz dBuV/m dBuV/m dB dBuV dB/m dB dB dB cm deg 1 5320.00 92.94 ------ ------ 84.97 34.45 10.82 37.30 0.00 307 85 AVERAGE

Mode	21	
	Band Edge	
	U-NII-2C_5.47-5.725_802.11ax HE20_CH100_RU26/0_5500MHz	
ANT	6	
Pol.	Horizontal	Fundamental
Peak	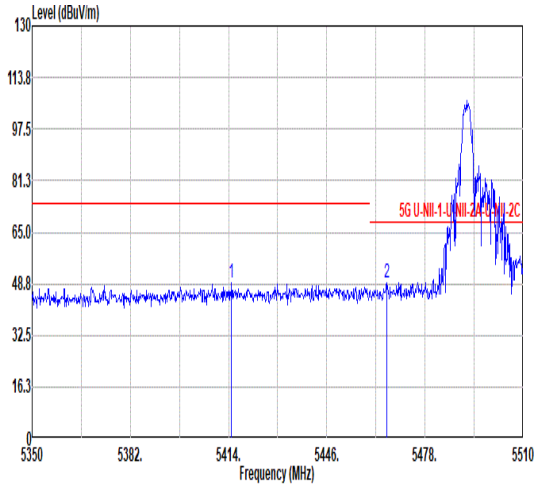 Freq Level Limit Line Margin Read Level Ant Factor Cable Loss Preamp Factor Aux Factor APos TPos Remark MHz dBuV/m dBuV/m dB dBuV dB/m dB dB dB cm deg 1 5414.96 48.97 74.00 -25.03 40.74 34.59 10.91 37.27 0.00 101 230 PEAK 2 5465.52 49.20 68.20 -19.00 40.95 34.53 10.98 37.26 0.00 101 230 PEAK	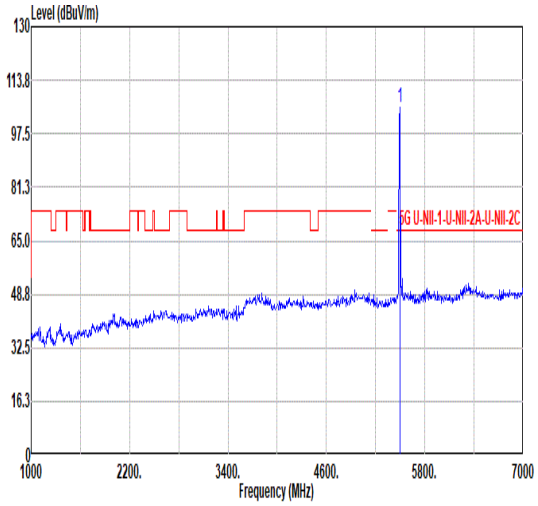 Freq Level Limit Line Margin Read Level Ant Factor Cable Loss Preamp Factor Aux Factor APos TPos Remark MHz dBuV/m dBuV/m dB dBuV dB/m dB dB dB cm deg 1 5500.00 105.36 ------ ------ 97.10 34.51 11.01 37.26 0.00 101 230 PEAK
Avg	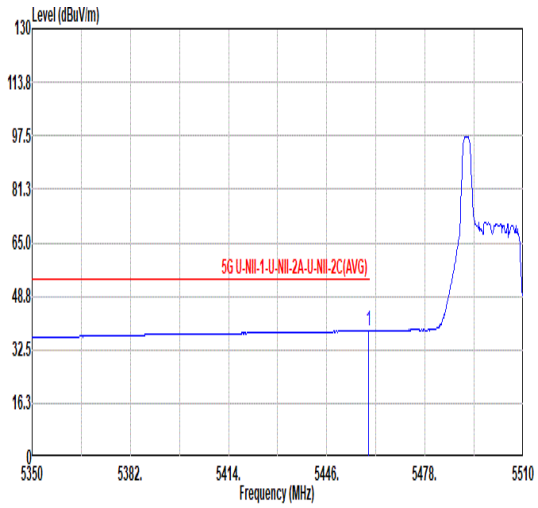 Freq Level Limit Line Margin Read Level Ant Factor Cable Loss Preamp Factor Aux Factor APos TPos Remark MHz dBuV/m dBuV/m dB dBuV dB/m dB dB dB cm deg 1 5459.60 38.41 54.00 -15.59 30.16 34.54 10.97 37.26 0.00 101 230 AVERAGE	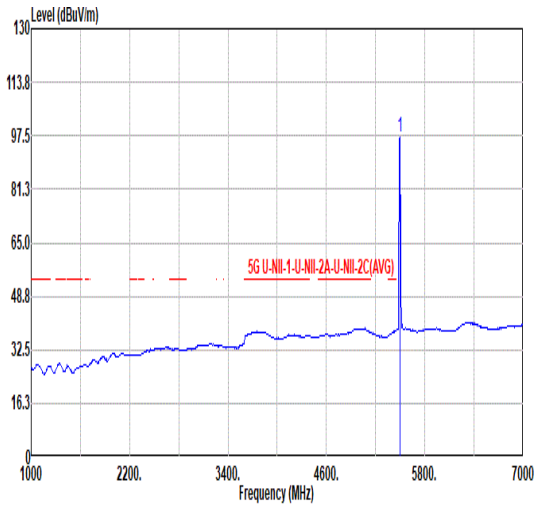 Freq Level Limit Line Margin Read Level Ant Factor Cable Loss Preamp Factor Aux Factor APos TPos Remark MHz dBuV/m dBuV/m dB dBuV dB/m dB dB dB cm deg 1 5500.00 96.98 ------ ------ 88.72 34.51 11.01 37.26 0.00 101 230 AVERAGE

Mode	21	
	Band Edge	
	U-NII-2C_5.47-5.725_802.11ax HE20_CH100_RU26/0_5500MHz	
ANT	6	
Pol.	Vertical	Fundamental
Peak	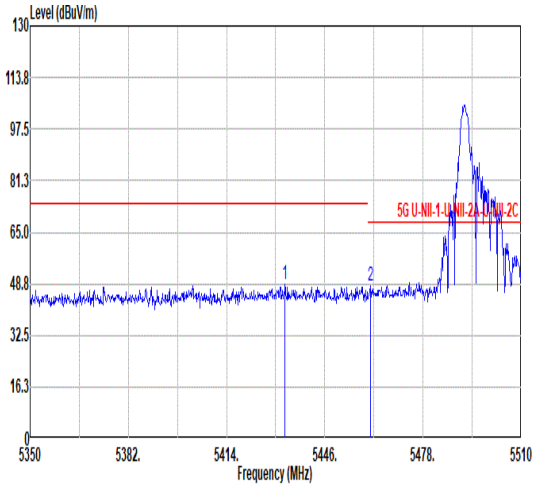 Freq Level Limit Line Margin Read Level Ant Factor Cable Loss Preamp Factor Aux Factor APos TPos Remark MHz dBuV/m dBuV/m dB dBuV dB/m dB dB dB cm deg 1 5433.04 48.35 74.00 -25.65 40.12 34.57 10.93 37.27 0.00 324 82 PEAK 2 5460.88 48.11 68.20 -20.09 39.86 34.54 10.97 37.26 0.00 324 82 PEAK	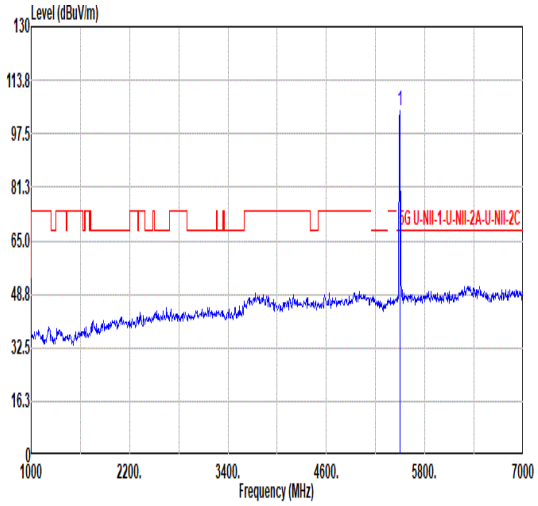 Freq Level Limit Line Margin Read Level Ant Factor Cable Loss Preamp Factor Aux Factor APos TPos Remark MHz dBuV/m dBuV/m dB dBuV dB/m dB dB dB cm deg 1 5500.00 104.70 ------ ------ 96.44 34.51 11.01 37.26 0.00 324 82 PEAK
Avg	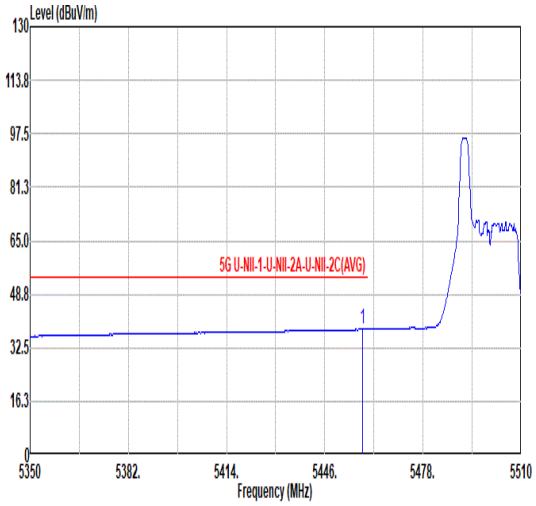 Freq Level Limit Line Margin Read Level Ant Factor Cable Loss Preamp Factor Aux Factor APos TPos Remark MHz dBuV/m dBuV/m dB dBuV dB/m dB dB dB cm deg 1 5458.32 38.11 54.00 -15.89 29.86 34.54 10.97 37.26 0.00 324 82 AVERAGE	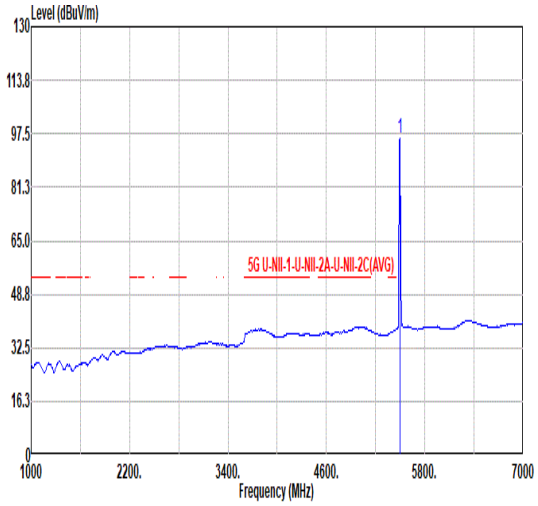 Freq Level Limit Line Margin Read Level Ant Factor Cable Loss Preamp Factor Aux Factor APos TPos Remark MHz dBuV/m dBuV/m dB dBuV dB/m dB dB dB cm deg 1 5500.00 95.94 ------ ------ 87.68 34.51 11.01 37.26 0.00 324 82 AVERAGE

Mode	22	
	Band Edge	
	U-NII-2C_5.47-5.725_802.11ax HE20_CH140_RU26/8_5700MHz	
ANT	6	
Pol.	Horizontal	Fundamental
Peak	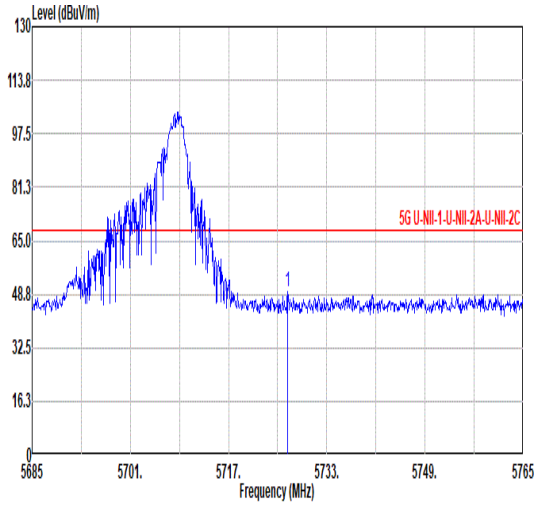 Freq Level Limit Line Margin Read Level Ant Factor Cable Loss Preamp Factor Aux Factor APos TPos Remark MHz dBuV/m dBuV/m dB dBuV dB/m dB dB dB cm deg 1 5726.60 49.34 68.20 -18.86 40.71 34.55 11.33 37.25 0.00 101 116 PEAK	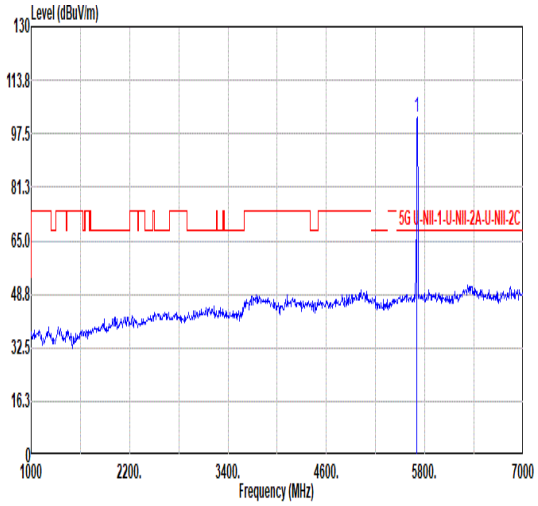 Freq Level Limit Line Margin Read Level Ant Factor Cable Loss Preamp Factor Aux Factor APos TPos Remark MHz dBuV/m dBuV/m dB dBuV dB/m dB dB dB cm deg 1 5700.00 102.72 ------ ------ 94.14 34.52 11.31 37.25 0.00 101 116 PEAK
Avg	Blank	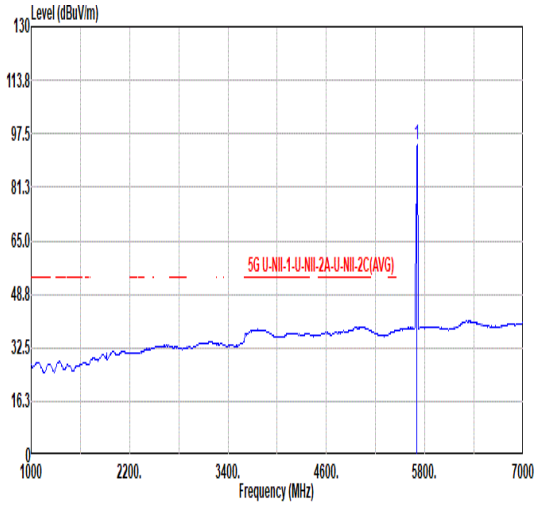 Freq Level Limit Line Margin Read Level Ant Factor Cable Loss Preamp Factor Aux Factor APos TPos Remark MHz dBuV/m dBuV/m dB dBuV dB/m dB dB dB cm deg 1 5700.00 94.22 ------ ------ 85.64 34.52 11.31 37.25 0.00 101 116 AVERAGE

Mode	22	
	Band Edge	
	U-NII-2C_5.47-5.725_802.11ax HE20_CH140_RU26/8_5700MHz	
ANT	6	
Pol.	Vertical	Fundamental
Peak	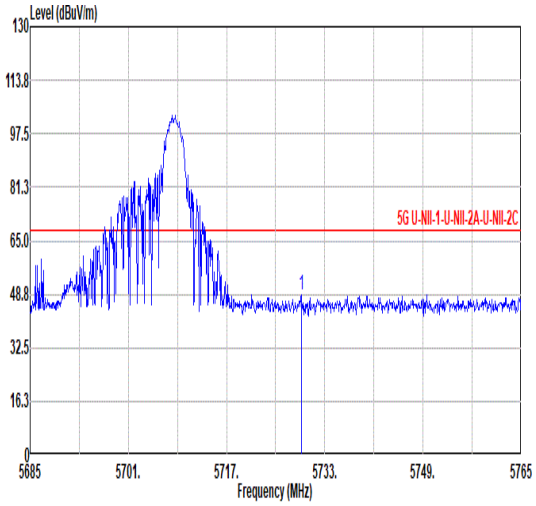 Freq Level Limit Line Margin Read Level Ant Factor Cable Loss Preamp Factor Aux Factor APos TPos Remark MHz dBuV/m dBuV/m dB dBuV dB/m dB dB dB cm deg 1 5729.16 48.42 68.20 -19.78 39.77 34.56 11.34 37.25 0.00 315 75 PEAK	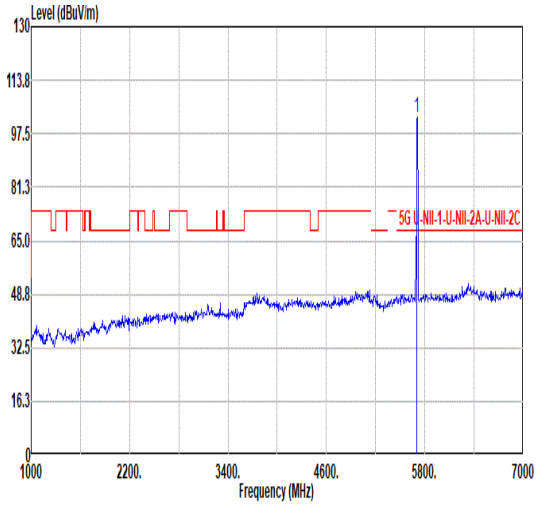 Freq Level Limit Line Margin Read Level Ant Factor Cable Loss Preamp Factor Aux Factor APos TPos Remark MHz dBuV/m dBuV/m dB dBuV dB/m dB dB dB cm deg 1 5700.00 102.72 ------ ------ 94.14 34.52 11.31 37.25 0.00 315 75 PEAK
Avg	Blank	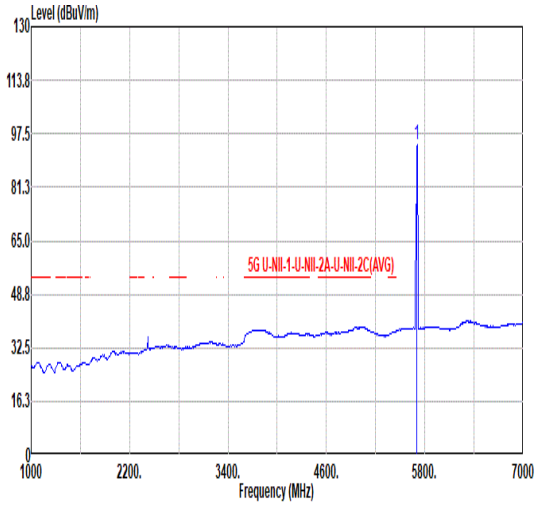 Freq Level Limit Line Margin Read Level Ant Factor Cable Loss Preamp Factor Aux Factor APos TPos Remark MHz dBuV/m dBuV/m dB dBuV dB/m dB dB dB cm deg 1 5700.00 94.03 ------ ------ 85.45 34.52 11.31 37.25 0.00 315 75 AVERAGE

Mode	23	
	Band Edge	
	U-NII-1_5.15-5.25_802.11ax HE20_CH36_RU52/37_5180MHz	
ANT	6	
Pol.	Horizontal	Fundamental
Peak	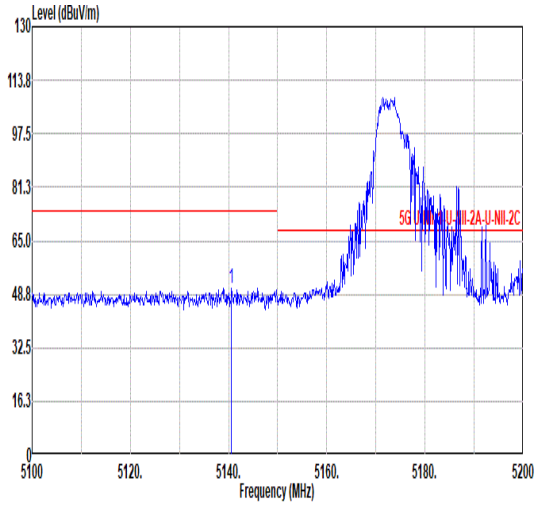 Freq Level Limit Line Margin Read Level Ant Factor Cable Loss Preamp Factor Aux Factor APos TPos Remark MHz dBuV/m dBuV/m dB dBuV dB/m dB dB dB cm deg 1 5140.60 50.38 74.00 -23.62 43.04 34.04 10.64 37.34 0.00 101 239 PEAK	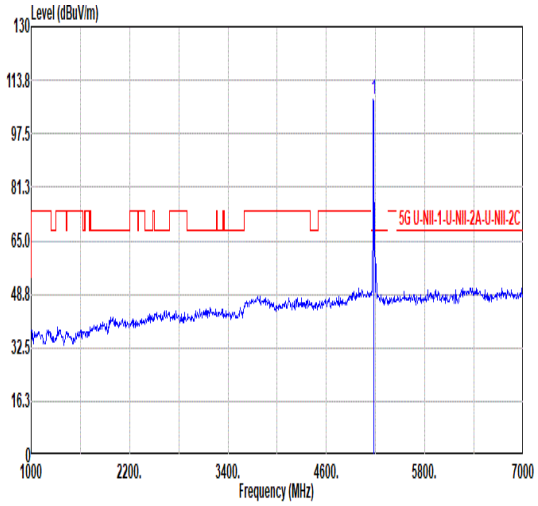 Freq Level Limit Line Margin Read Level Ant Factor Cable Loss Preamp Factor Aux Factor APos TPos Remark MHz dBuV/m dBuV/m dB dBuV dB/m dB dB dB cm deg 1 5180.00 107.93 ------ ------ 100.51 34.07 10.68 37.33 0.00 101 239 PEAK
Avg	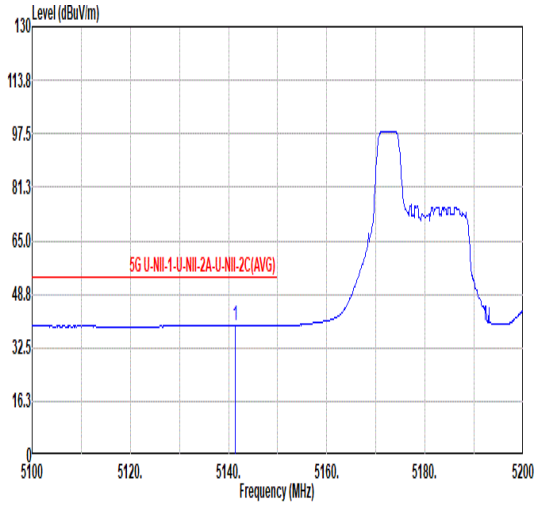 Freq Level Limit Line Margin Read Level Ant Factor Cable Loss Preamp Factor Aux Factor APos TPos Remark MHz dBuV/m dBuV/m dB dBuV dB/m dB dB dB cm deg 1 5141.30 39.37 54.00 -14.63 32.02 34.04 10.65 37.34 0.00 101 239 AVERAGE	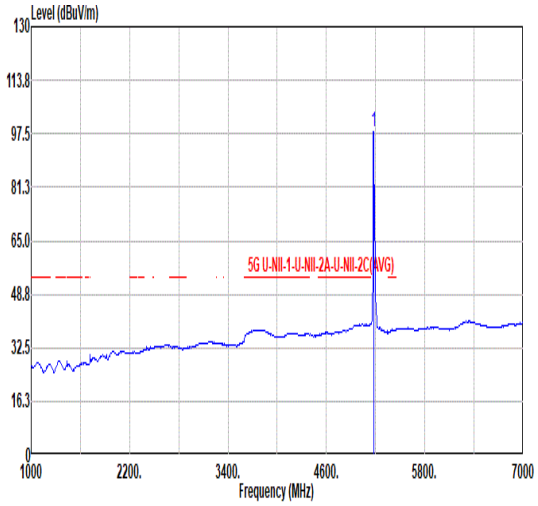 Freq Level Limit Line Margin Read Level Ant Factor Cable Loss Preamp Factor Aux Factor APos TPos Remark MHz dBuV/m dBuV/m dB dBuV dB/m dB dB dB cm deg 1 5180.00 98.19 ------ ------ 90.77 34.07 10.68 37.33 0.00 101 239 AVERAGE

Mode	23	
	Band Edge	
	U-NII-1_5.15-5.25_802.11ax HE20_CH36_RU52/37_5180MHz	
ANT	6	
Pol.	Vertical	Fundamental
Peak	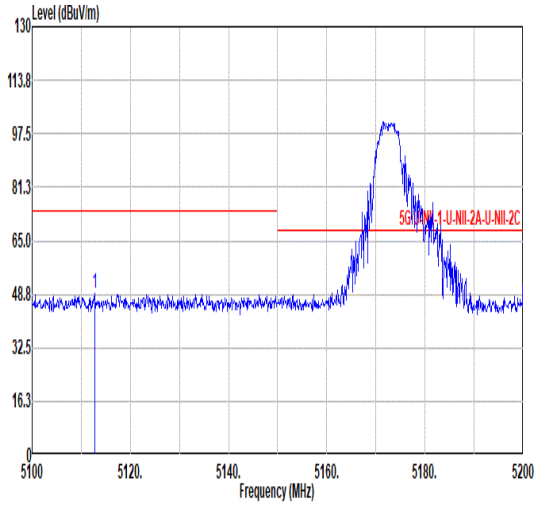 Freq Level Limit Line Margin Read Level Ant Factor Cable Loss Preamp Factor Aux Factor APos TPos Remark MHz dBuV/m dBuV/m dB dBuV dB/m dB dB dB cm deg 1 5112.70 49.03 74.00 -24.97 41.76 34.01 10.61 37.35 0.00 342 118 PEAK	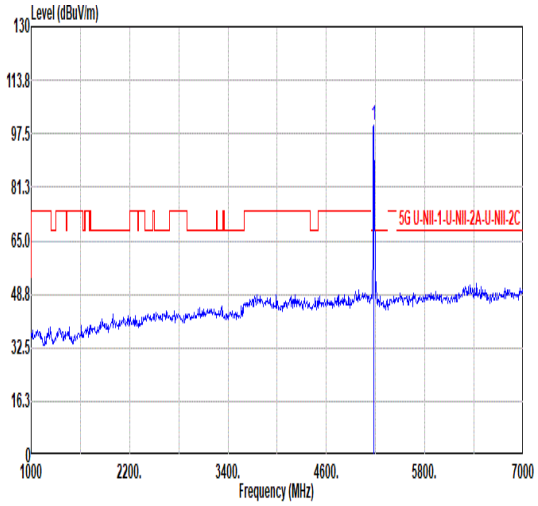 Freq Level Limit Line Margin Read Level Ant Factor Cable Loss Preamp Factor Aux Factor APos TPos Remark MHz dBuV/m dBuV/m dB dBuV dB/m dB dB dB cm deg 1 5180.00 99.86 ------ ------ 92.43 34.08 10.68 37.33 0.00 342 118 PEAK
Avg	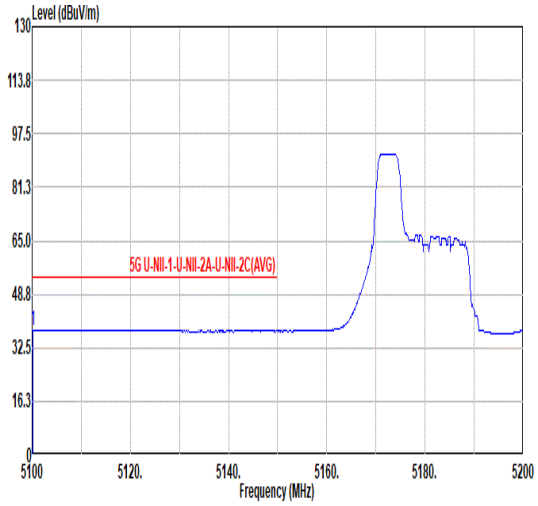 Freq Level Limit Line Margin Read Level Ant Factor Cable Loss Preamp Factor Aux Factor APos TPos Remark MHz dBuV/m dBuV/m dB dBuV dB/m dB dB dB cm deg 1 5100.20 37.92 54.00 -16.08 30.67 34.00 10.60 37.35 0.00 342 118 AVERAGE	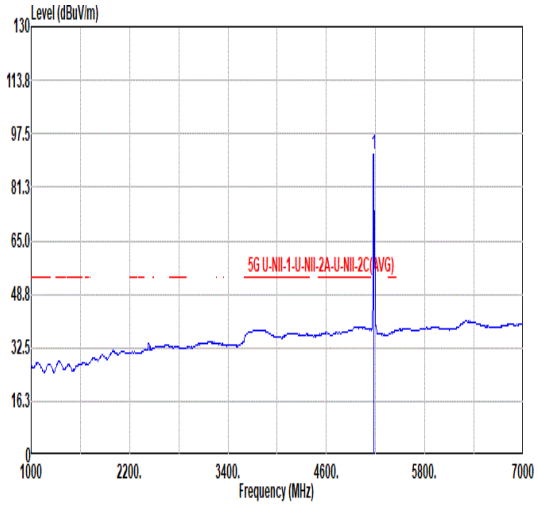 Freq Level Limit Line Margin Read Level Ant Factor Cable Loss Preamp Factor Aux Factor APos TPos Remark MHz dBuV/m dBuV/m dB dBuV dB/m dB dB dB cm deg 1 5180.00 91.19 ------ ------ 83.77 34.07 10.68 37.33 0.00 342 118 AVERAGE

Mode	24	
	Band Edge	
	U-NII-2A_5.25-5.35_802.11ax HE20_CH64_RU52/40_5320MHz	
ANT	6	
Pol.	Horizontal	Fundamental
Peak	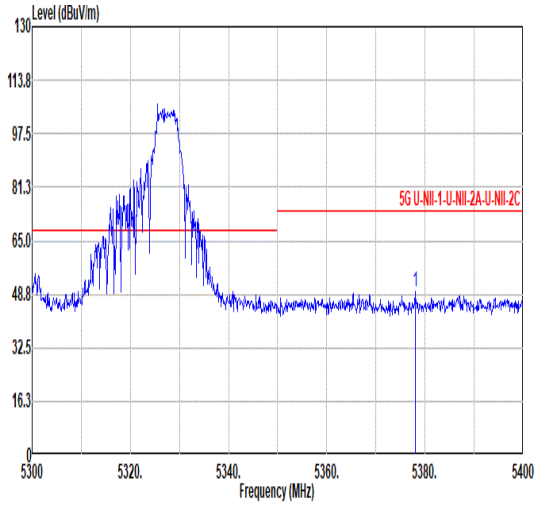 Freq Level Limit Line Margin Read Level Ant Factor Cable Loss Preamp Factor Aux Factor APos TPos Remark MHz dBuV/m dBuV/m dB dBuV dB/m dB dB dB cm deg 1 5378.00 49.50 74.00 -24.50 41.35 34.56 10.87 37.28 0.00 108 236 PEAK	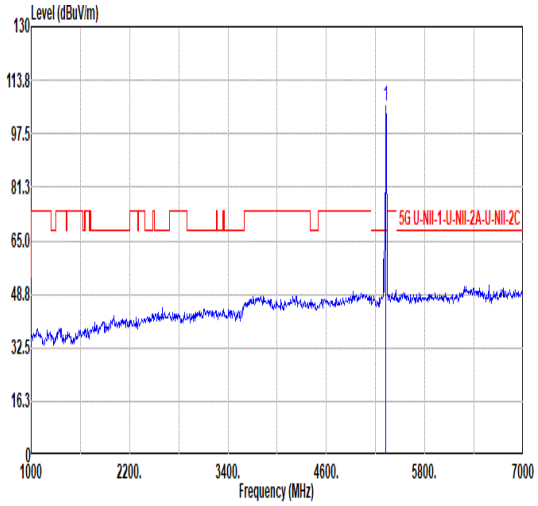 Freq Level Limit Line Margin Read Level Ant Factor Cable Loss Preamp Factor Aux Factor APos TPos Remark MHz dBuV/m dBuV/m dB dBuV dB/m dB dB dB cm deg 1 5320.00 105.72 ------ ------ 97.75 34.45 10.82 37.30 0.00 108 236 PEAK
Avg	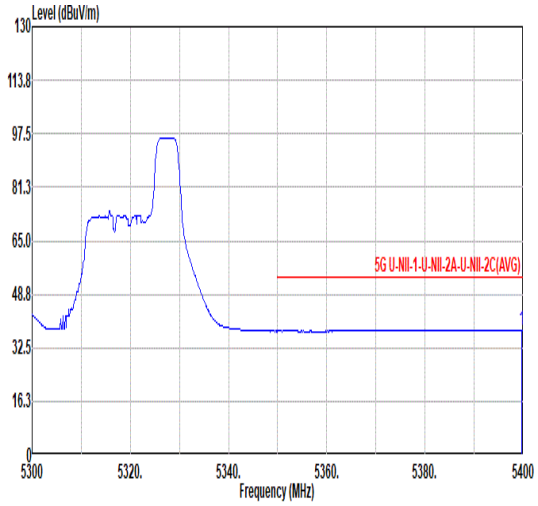 Freq Level Limit Line Margin Read Level Ant Factor Cable Loss Preamp Factor Aux Factor APos TPos Remark MHz dBuV/m dBuV/m dB dBuV dB/m dB dB dB cm deg 1 5399.70 37.85 54.00 -16.15 29.64 34.60 10.89 37.28 0.00 108 236 AVERAGE	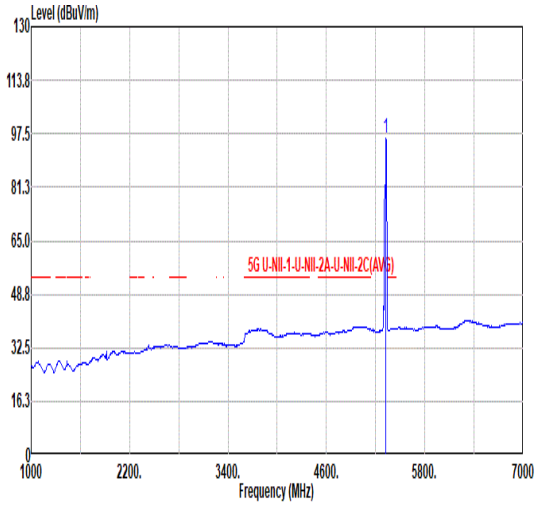 Freq Level Limit Line Margin Read Level Ant Factor Cable Loss Preamp Factor Aux Factor APos TPos Remark MHz dBuV/m dBuV/m dB dBuV dB/m dB dB dB cm deg 1 5320.00 95.97 ------ ------ 88.00 34.45 10.82 37.30 0.00 108 236 AVERAGE

Mode	24	
	Band Edge	
	U-NII-2A_5.25-5.35_802.11ax HE20_CH64_RU52/40_5320MHz	
ANT	6	
Pol.	Vertical	Fundamental
Peak	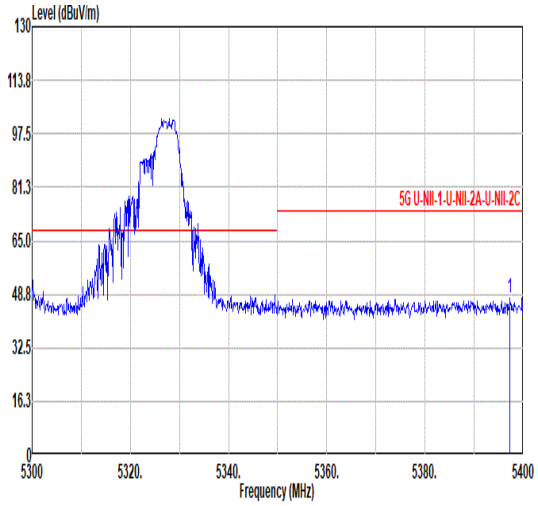 Limit Read Ant Cable Preamp Aux APos TPos Freq Level Line Margin Level Factor Loss Factor Factor Remark MHz dBuV/m dBuV/m dB dBuV dB/m dB dB dB cm deg 1 5397.30 47.67 74.00 -26.33 39.47 34.59 10.89 37.28 0.00 307 79 PEAK	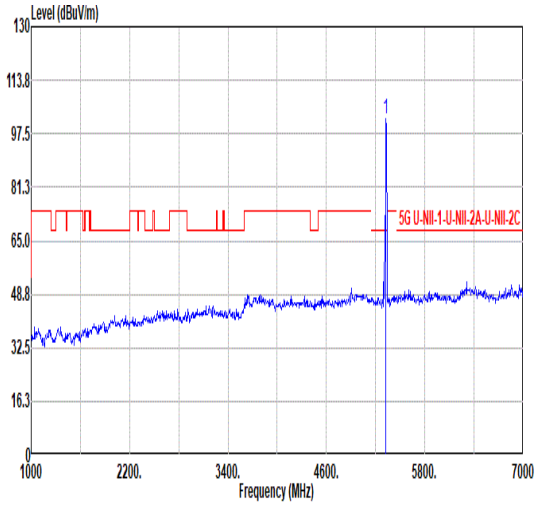 Limit Read Ant Cable Preamp Aux APos TPos Freq Level Line Margin Level Factor Loss Factor Factor Remark MHz dBuV/m dBuV/m dB dBuV dB/m dB dB dB cm deg 1 5320.00 101.98 ------ ------ 94.01 34.45 10.82 37.30 0.00 307 79 PEAK
Avg	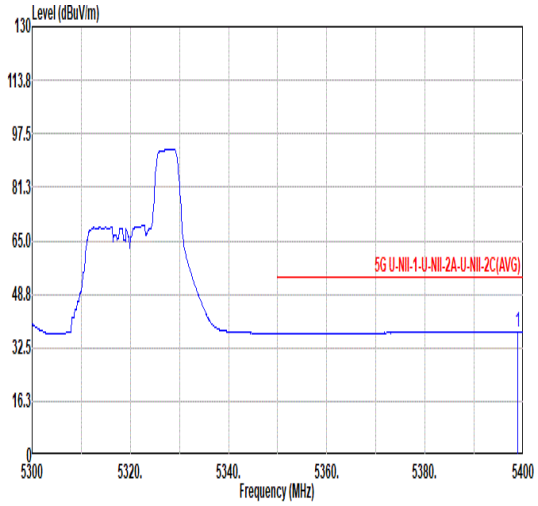 Limit Read Ant Cable Preamp Aux APos TPos Freq Level Line Margin Level Factor Loss Factor Factor Remark MHz dBuV/m dBuV/m dB dBuV dB/m dB dB dB cm deg 1 5398.80 37.28 54.00 -16.72 29.07 34.60 10.89 37.28 0.00 307 79 AVERAGE	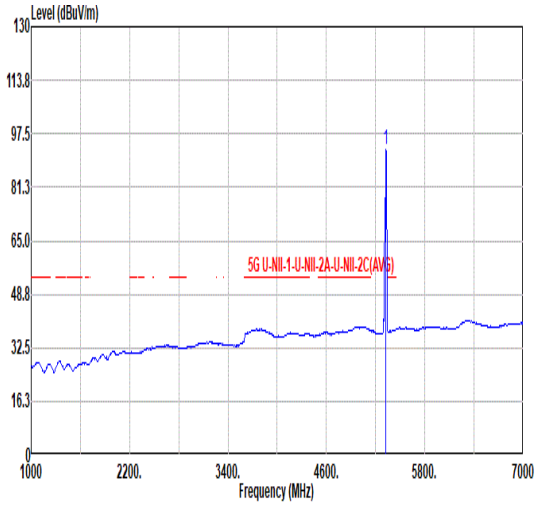 Limit Read Ant Cable Preamp Aux APos TPos Freq Level Line Margin Level Factor Loss Factor Factor Remark MHz dBuV/m dBuV/m dB dBuV dB/m dB dB dB cm deg 1 5320.00 92.67 ------ ------ 84.70 34.45 10.82 37.30 0.00 307 79 AVERAGE

Mode	25	
	Band Edge	
	U-NII-2C_5.47-5.725_802.11ax HE20_CH100_RU52/37_5500MHz	
ANT	6	
Pol.	Horizontal	Fundamental
Peak	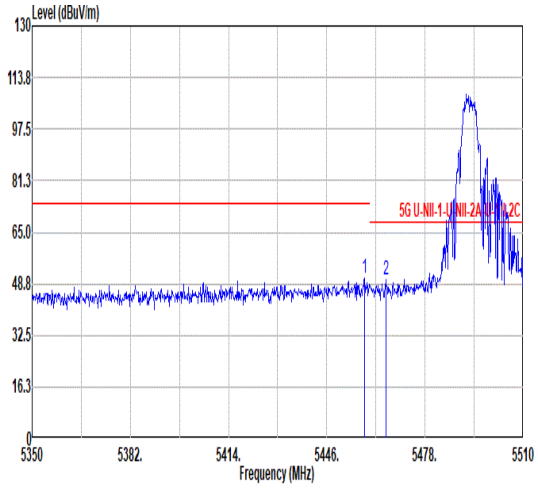 Freq Level Limit Line Margin Read Level Ant Factor Cable Loss Preamp Factor Aux Factor APos TPos Remark MHz dBuV/m dBuV/m dB dBuV dB/m dB dB dB cm deg 1 5458.32 50.39 74.00 -23.61 42.14 34.53 10.97 37.26 0.00 101 232 PEAK 2 5465.20 50.03 68.20 -18.17 41.79 34.53 10.97 37.26 0.00 101 232 PEAK	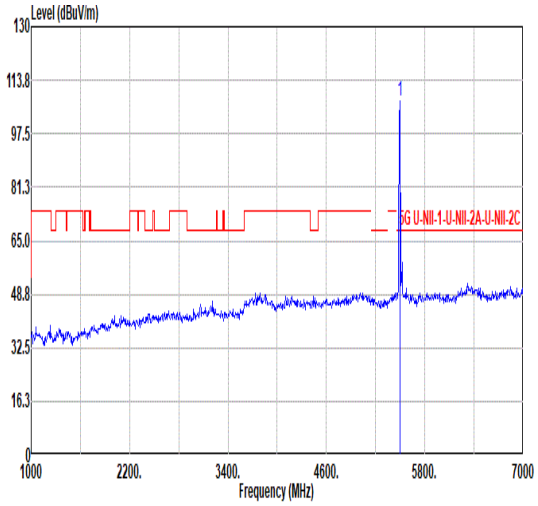 Freq Level Limit Line Margin Read Level Ant Factor Cable Loss Preamp Factor Aux Factor APos TPos Remark MHz dBuV/m dBuV/m dB dBuV dB/m dB dB dB cm deg 1 5500.00 107.54 ------ ------ 99.28 34.51 11.01 37.26 0.00 101 232 PEAK
Avg	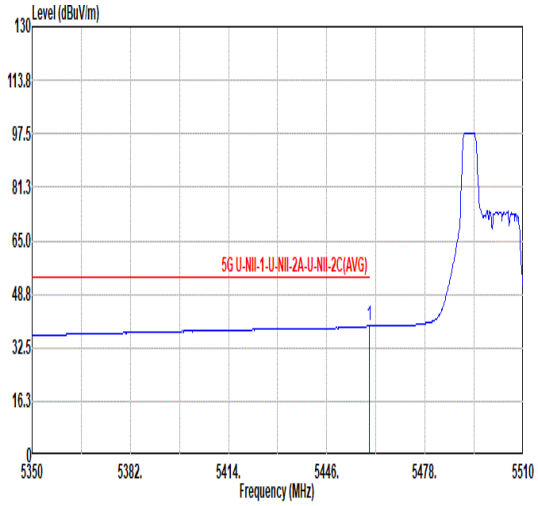 Freq Level Limit Line Margin Read Level Ant Factor Cable Loss Preamp Factor Aux Factor APos TPos Remark MHz dBuV/m dBuV/m dB dBuV dB/m dB dB dB cm deg 1 5459.92 39.13 54.00 -14.87 30.88 34.54 10.97 37.26 0.00 101 232 AVERAGE	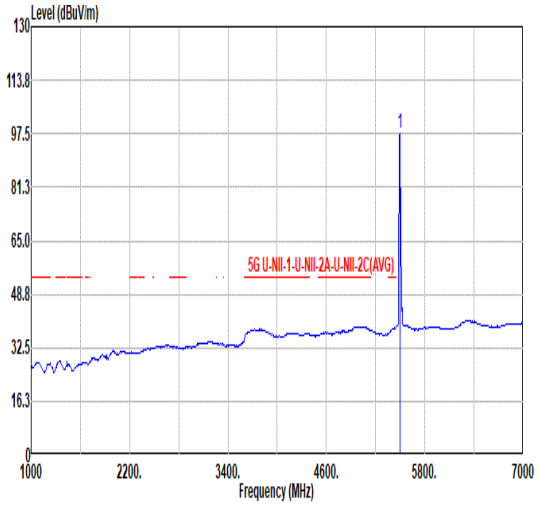 Freq Level Limit Line Margin Read Level Ant Factor Cable Loss Preamp Factor Aux Factor APos TPos Remark MHz dBuV/m dBuV/m dB dBuV dB/m dB dB dB cm deg 1 5500.00 97.61 ------ ------ 89.35 34.51 11.01 37.26 0.00 101 232 AVERAGE

Mode	25	
	Band Edge	
	U-NII-2C_5.47-5.725_802.11ax HE20_CH100_RU52/37_5500MHz	
ANT	6	
Pol.	Vertical	Fundamental
Peak	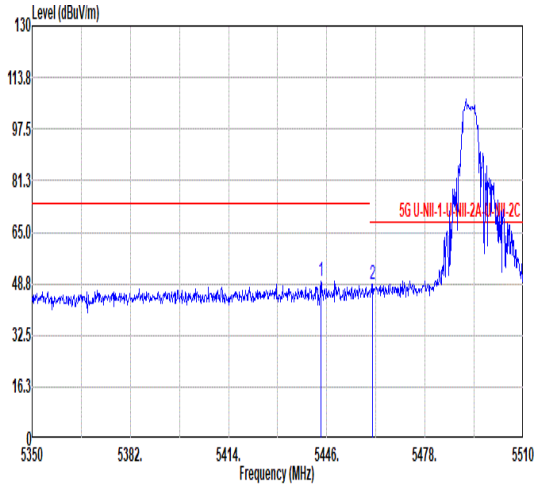 Freq Level Limit Line Margin Read Level Ant Factor Cable Loss Preamp Factor Aux Factor APos TPos Remark MHz dBuV/m dBuV/m dB dBuV dB/m dB dB dB cm deg 1 5444.08 49.48 74.00 -24.52 41.24 34.56 10.95 37.27 0.00 322 83 PEAK 2 5460.88 48.79 68.20 -19.41 40.54 34.54 10.97 37.26 0.00 322 83 PEAK	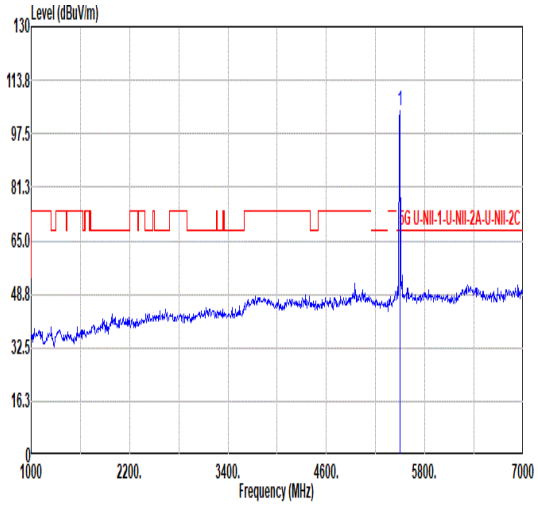 Freq Level Limit Line Margin Read Level Ant Factor Cable Loss Preamp Factor Aux Factor APos TPos Remark MHz dBuV/m dBuV/m dB dBuV dB/m dB dB dB cm deg 1 5500.00 104.61 ------ ------ 96.35 34.51 11.01 37.26 0.00 322 83 PEAK
Avg	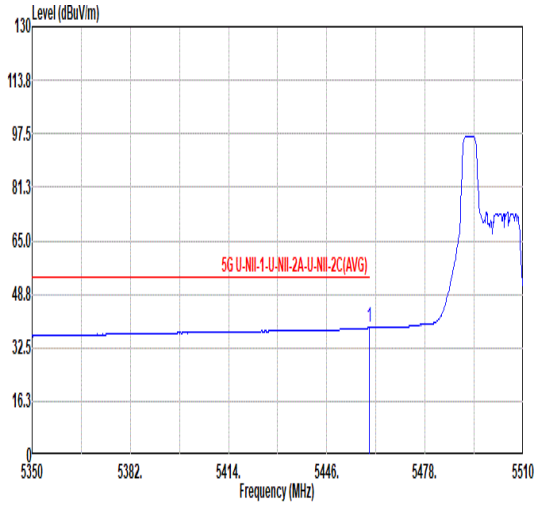 Freq Level Limit Line Margin Read Level Ant Factor Cable Loss Preamp Factor Aux Factor APos TPos Remark MHz dBuV/m dBuV/m dB dBuV dB/m dB dB dB cm deg 1 5459.92 38.55 54.00 -15.45 30.30 34.54 10.97 37.26 0.00 322 83 AVERAGE	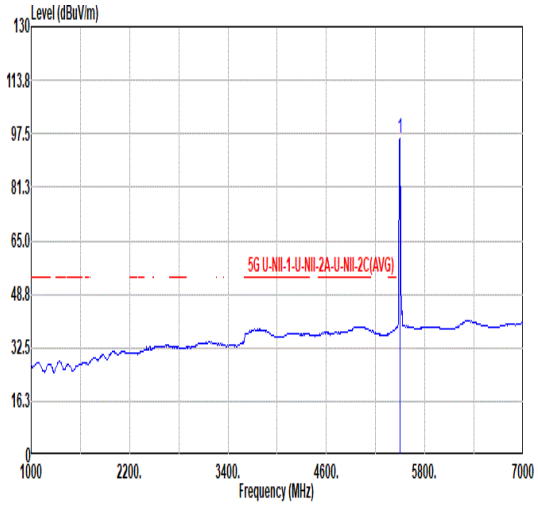 Freq Level Limit Line Margin Read Level Ant Factor Cable Loss Preamp Factor Aux Factor APos TPos Remark MHz dBuV/m dBuV/m dB dBuV dB/m dB dB dB cm deg 1 5500.00 96.21 ------ ------ 87.95 34.51 11.01 37.26 0.00 322 83 AVERAGE

Mode	26	
	Band Edge	
	U-NII-2C_5.47-5.725_802.11ax HE20_CH140_RU52/40_5700MHz	
ANT	6	
Pol.	Horizontal	Fundamental
Peak	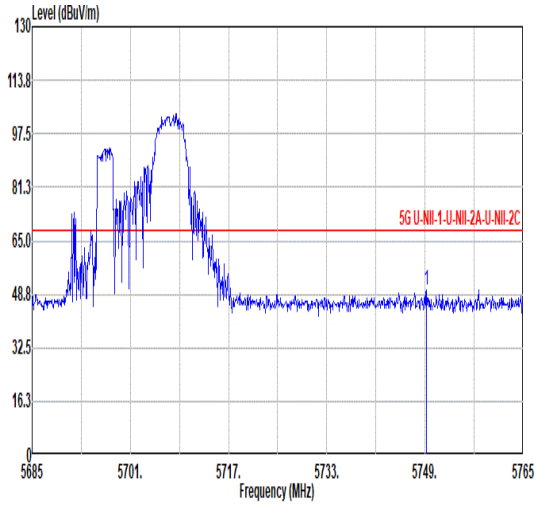 Freq Level Limit Line Margin Read Level Ant Factor Cable Loss Preamp Factor Aux Factor APos TPos Remark MHz dBuV/m dBuV/m dB dBuV dB/m dB dB dB cm deg 1 5749.24 50.00 68.20 -18.20 41.29 34.60 11.37 37.26 0.00 101 116 PEAK	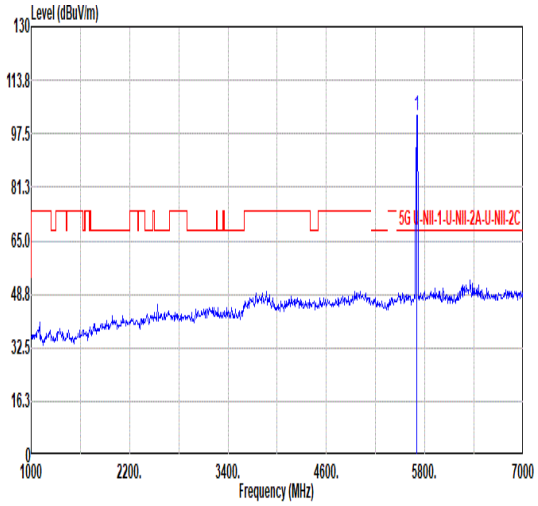 Freq Level Limit Line Margin Read Level Ant Factor Cable Loss Preamp Factor Aux Factor APos TPos Remark MHz dBuV/m dBuV/m dB dBuV dB/m dB dB dB cm deg 1 5700.00 102.95 ------ ------ 94.37 34.52 11.31 37.25 0.00 101 116 PEAK
Avg	Blank	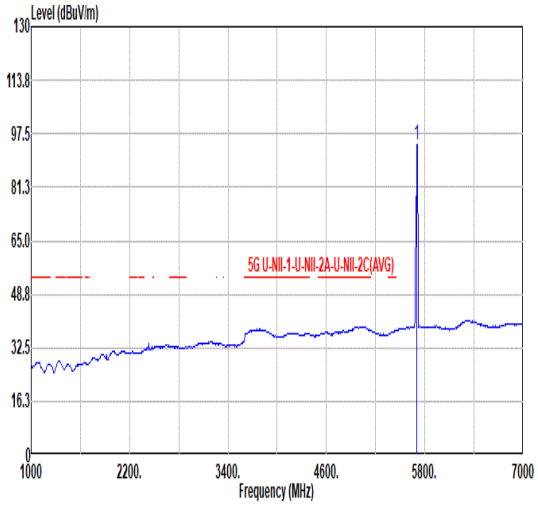 Freq Level Limit Line Margin Read Level Ant Factor Cable Loss Preamp Factor Aux Factor APos TPos Remark MHz dBuV/m dBuV/m dB dBuV dB/m dB dB dB cm deg 1 5700.00 94.03 ------ ------ 85.45 34.52 11.31 37.25 0.00 101 116 AVERAGE

Mode	26	
	Band Edge	
	U-NII-2C_5.47-5.725_802.11ax HE20_CH140_RU52/40_5700MHz	
ANT	6	
Pol.	Vertical	Fundamental
Peak	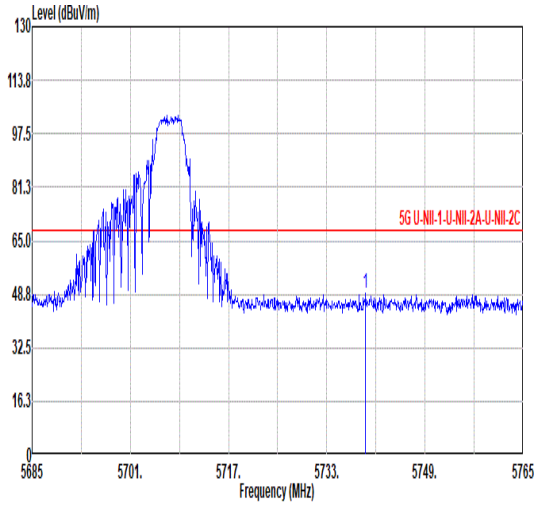 Freq Level Limit Line Margin Read Level Ant Factor Cable Loss Preamp Factor Aux Factor APos TPos Remark MHz dBuV/m dBuV/m dB dBuV dB/m dB dB dB cm deg 1 5739.32 49.03 68.20 -19.17 40.36 34.58 11.35 37.26 0.00 315 75 PEAK	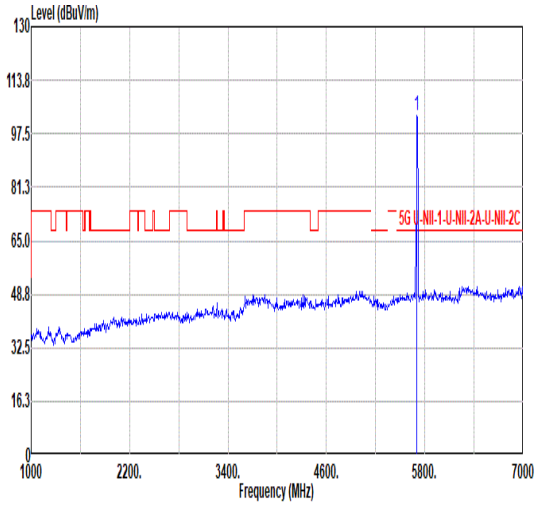 Freq Level Limit Line Margin Read Level Ant Factor Cable Loss Preamp Factor Aux Factor APos TPos Remark MHz dBuV/m dBuV/m dB dBuV dB/m dB dB dB cm deg 1 5700.00 103.04 ------ ------ 94.47 34.51 11.30 37.24 0.00 315 75 PEAK
Avg	Blank	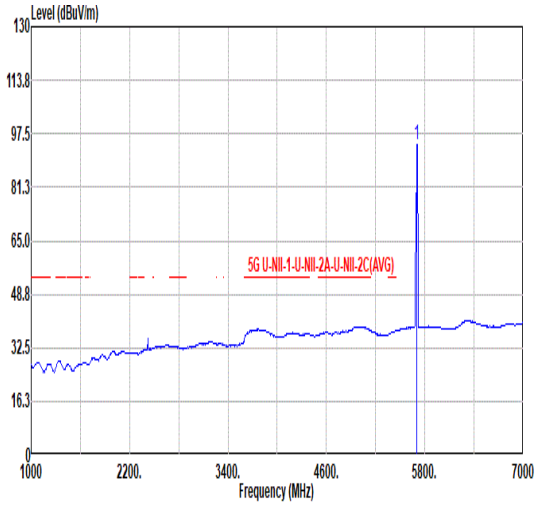 Freq Level Limit Line Margin Read Level Ant Factor Cable Loss Preamp Factor Aux Factor APos TPos Remark MHz dBuV/m dBuV/m dB dBuV dB/m dB dB dB cm deg 1 5700.00 94.15 ------ ------ 85.57 34.52 11.31 37.25 0.00 315 75 AVERAGE

Mode	27	
	Band Edge	
	U-NII-1_5.15-5.25_802.11ax HE20_CH36_RU106/53_5180MHz	
ANT	6	
Pol.	Horizontal	Fundamental
Peak	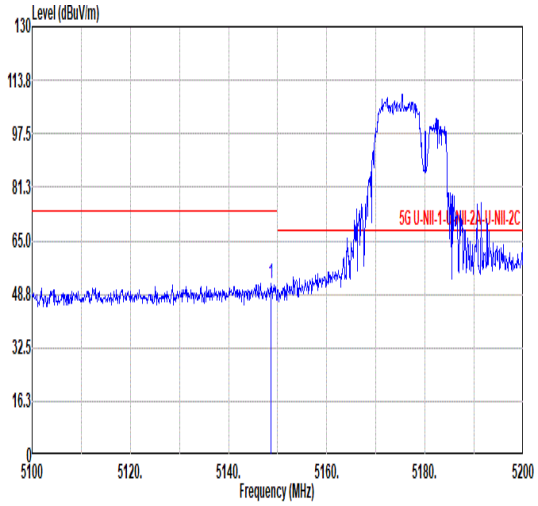 Freq Level Limit Line Margin Read Level Ant Factor Cable Loss Preamp Factor Aux Factor APos TPos Remark MHz dBuV/m dBuV/m dB dBuV dB/m dB dB dB cm deg 1 5148.60 51.80 74.00 -22.20 44.44 34.05 10.65 37.34 0.00 101 236 PEAK	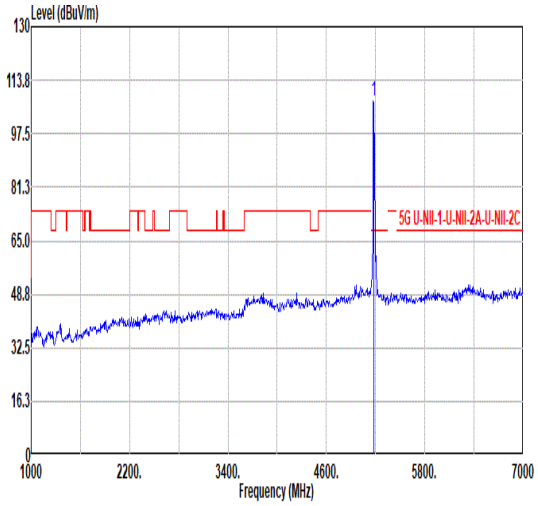 Freq Level Limit Line Margin Read Level Ant Factor Cable Loss Preamp Factor Aux Factor APos TPos Remark MHz dBuV/m dBuV/m dB dBuV dB/m dB dB dB cm deg 1 5180.00 107.31 ------ ------ 99.89 34.07 10.68 37.33 0.00 101 236 PEAK
Avg	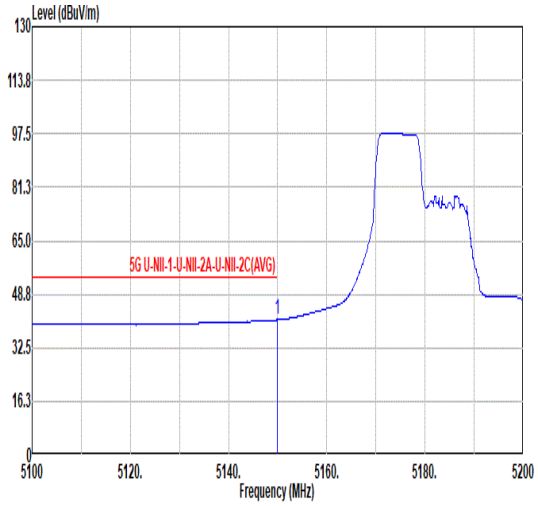 Freq Level Limit Line Margin Read Level Ant Factor Cable Loss Preamp Factor Aux Factor APos TPos Remark MHz dBuV/m dBuV/m dB dBuV dB/m dB dB dB cm deg 1 5150.00 40.98 54.00 -13.02 33.62 34.05 10.65 37.34 0.00 101 236 AVERAGE	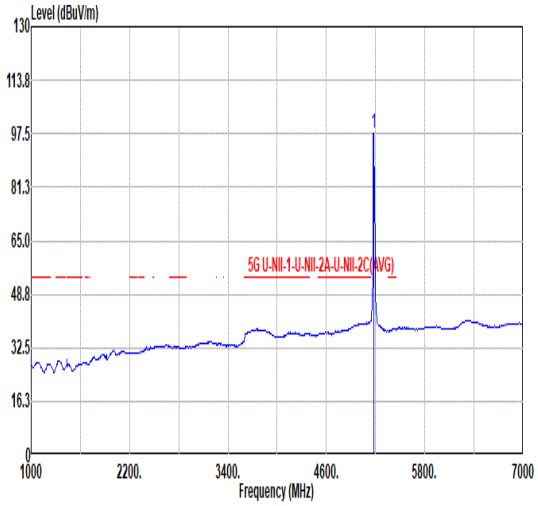 Freq Level Limit Line Margin Read Level Ant Factor Cable Loss Preamp Factor Aux Factor APos TPos Remark MHz dBuV/m dBuV/m dB dBuV dB/m dB dB dB cm deg 1 5180.00 97.53 ------ ------ 90.11 34.07 10.68 37.33 0.00 101 236 AVERAGE

Mode	27	
	Band Edge	
	U-NII-1_5.15-5.25_802.11ax HE20_CH36_RU106/53_5180MHz	
ANT	6	
Pol.	Vertical	Fundamental
Peak	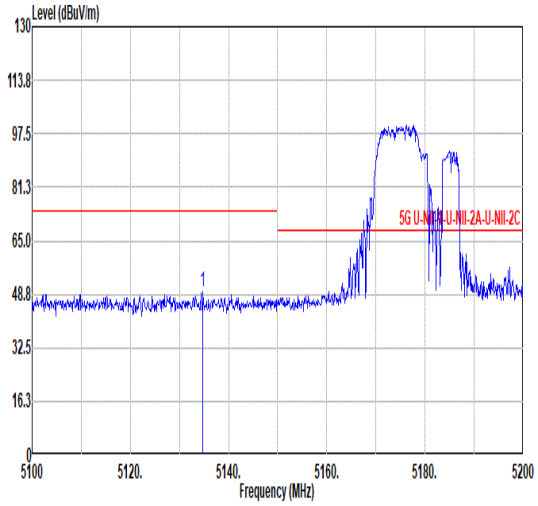 Freq Level Limit Line Margin Read Level Ant Factor Cable Loss Preamp Factor Aux Factor APos TPos Remark MHz dBuV/m dBuV/m dB dBuV dB/m dB dB dB cm deg 1 5134.80 49.32 74.00 -24.68 41.99 34.03 10.64 37.34 0.00 398 123 PEAK	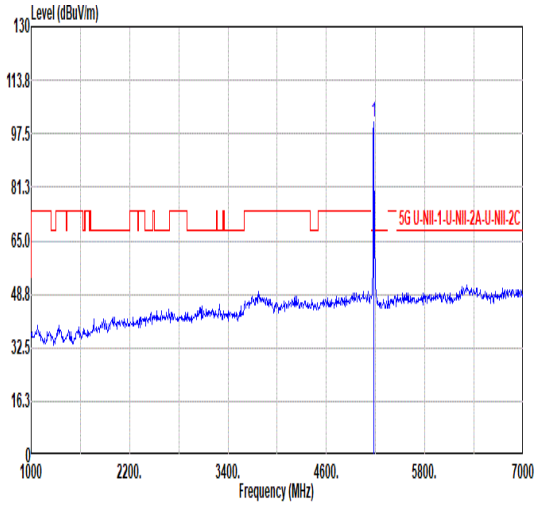 Freq Level Limit Line Margin Read Level Ant Factor Cable Loss Preamp Factor Aux Factor APos TPos Remark MHz dBuV/m dBuV/m dB dBuV dB/m dB dB dB cm deg 1 5180.00 101.19 ------ ------ 93.76 34.08 10.68 37.33 0.00 398 123 PEAK
Avg	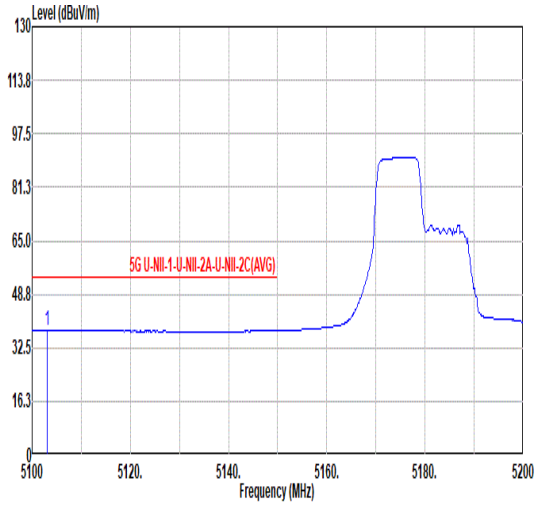 Freq Level Limit Line Margin Read Level Ant Factor Cable Loss Preamp Factor Aux Factor APos TPos Remark MHz dBuV/m dBuV/m dB dBuV dB/m dB dB dB cm deg 1 5103.00 37.84 54.00 -16.16 30.59 34.00 10.60 37.35 0.00 398 123 AVERAGE	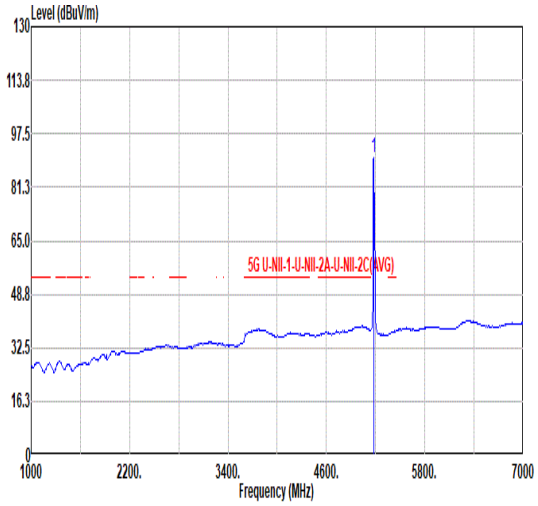 Freq Level Limit Line Margin Read Level Ant Factor Cable Loss Preamp Factor Aux Factor APos TPos Remark MHz dBuV/m dBuV/m dB dBuV dB/m dB dB dB cm deg 1 5180.00 90.07 ------ ------ 82.64 34.08 10.68 37.33 0.00 398 123 AVERAGE

Mode	28	
	Band Edge	
	U-NII-2A_5.25-5.35_802.11ax HE20_CH64_RU106/54_5320MHz	
ANT	6	
Pol.	Horizontal	Fundamental
Peak	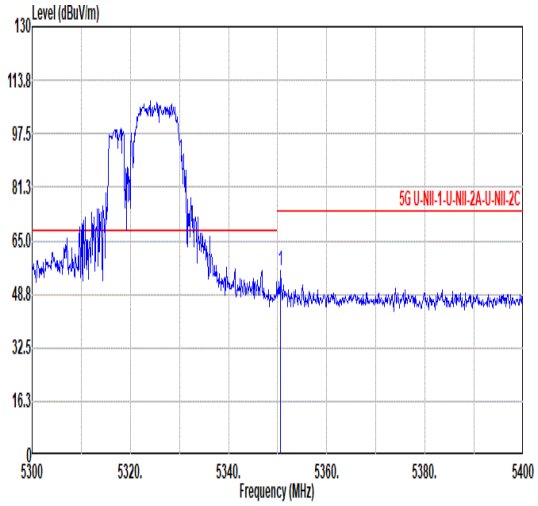 Limit Read Ant Cable Preamp Aux APos TPos Freq Level Line Margin Level Factor Loss Factor Factor Remark MHz dBuV/m dBuV/m dB dBuV dB/m dB dB dB cm deg 1 5350.60 55.73 74.00 -18.27 47.68 34.50 10.84 37.29 0.00 109 237 PEAK	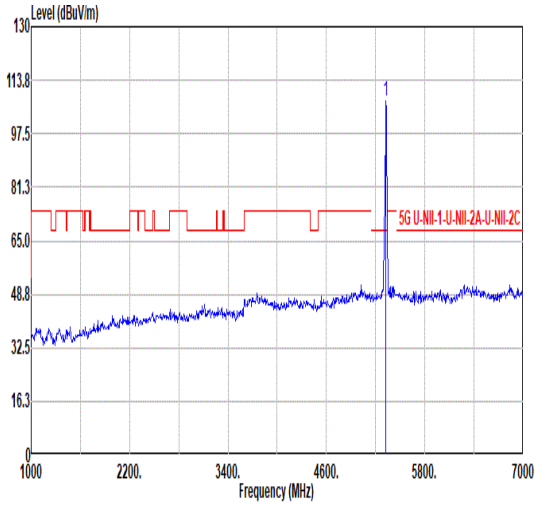 Limit Read Ant Cable Preamp Aux APos TPos Freq Level Line Margin Level Factor Loss Factor Factor Remark MHz dBuV/m dBuV/m dB dBuV dB/m dB dB dB cm deg 1 5320.00 107.46 ------ ------ 99.49 34.45 10.82 37.30 0.00 109 237 PEAK
Avg	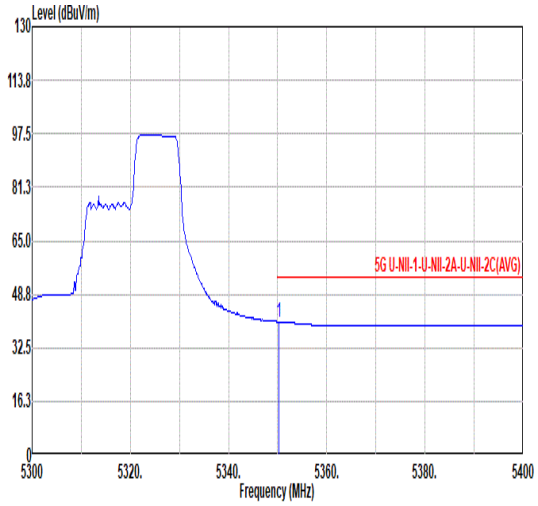 Limit Read Ant Cable Preamp Aux APos TPos Freq Level Line Margin Level Factor Loss Factor Factor Remark MHz dBuV/m dBuV/m dB dBuV dB/m dB dB dB cm deg 1 5350.20 40.45 54.00 -13.55 32.40 34.50 10.84 37.29 0.00 109 237 AVERAGE	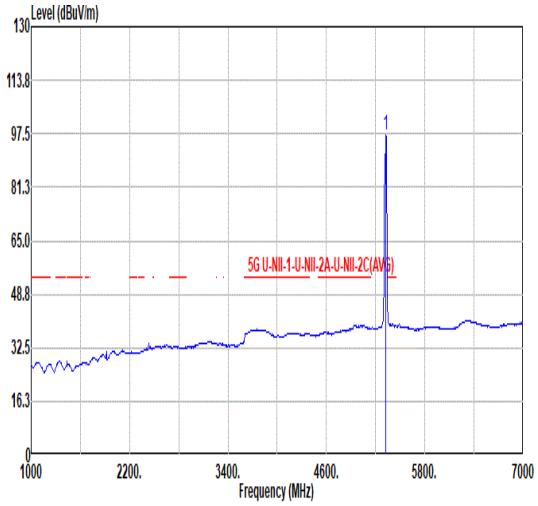 Limit Read Ant Cable Preamp Aux APos TPos Freq Level Line Margin Level Factor Loss Factor Factor Remark MHz dBuV/m dBuV/m dB dBuV dB/m dB dB dB cm deg 1 5320.00 96.99 ------ ------ 89.02 34.45 10.82 37.30 0.00 109 237 AVERAGE

Mode	28	
	Band Edge	
	U-NII-2A_5.25-5.35_802.11ax HE20_CH64_RU106/54_5320MHz	
ANT	6	
Pol.	Vertical	Fundamental
Peak	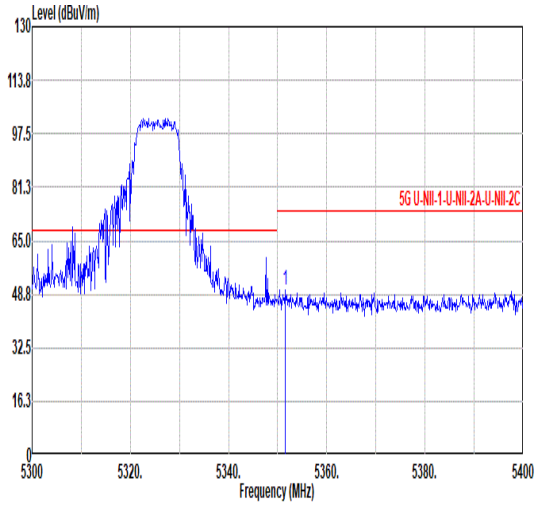 Freq Level Limit Line Margin Read Level Ant Factor Cable Loss Preamp Factor Aux Factor APos TPos Remark MHz dBuV/m dBuV/m dB dBuV dB/m dB dB dB cm deg 1 5351.60 50.27 74.00 -23.73 42.22 34.50 10.84 37.29 0.00 339 84 PEAK	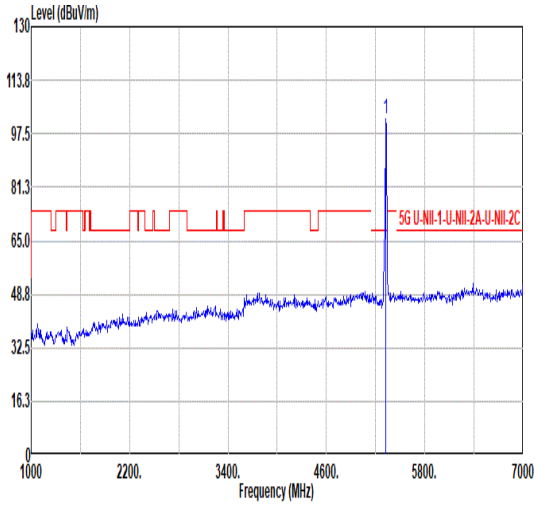 Freq Level Limit Line Margin Read Level Ant Factor Cable Loss Preamp Factor Aux Factor APos TPos Remark MHz dBuV/m dBuV/m dB dBuV dB/m dB dB dB cm deg 1 5320.00 102.12 ------ ------ 94.15 34.45 10.82 37.30 0.00 339 84 PEAK
Avg	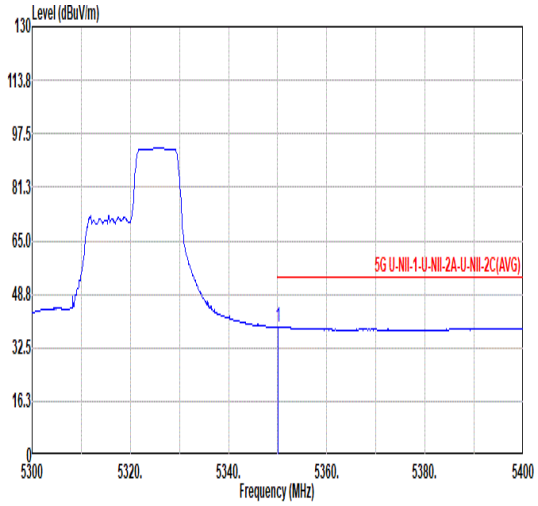 Freq Level Limit Line Margin Read Level Ant Factor Cable Loss Preamp Factor Aux Factor APos TPos Remark MHz dBuV/m dBuV/m dB dBuV dB/m dB dB dB cm deg 1 5350.10 38.72 54.00 -15.28 30.67 34.50 10.84 37.29 0.00 339 84 AVERAGE	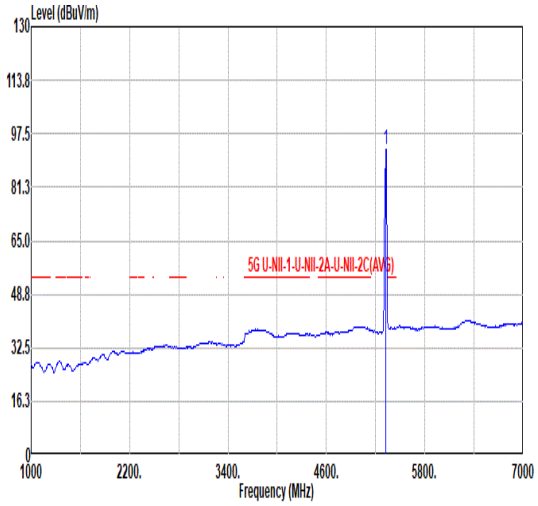 Freq Level Limit Line Margin Read Level Ant Factor Cable Loss Preamp Factor Aux Factor APos TPos Remark MHz dBuV/m dBuV/m dB dBuV dB/m dB dB dB cm deg 1 5320.00 92.96 ------ ------ 84.99 34.45 10.82 37.30 0.00 339 84 AVERAGE

Mode	29	
	Band Edge	
	U-NII-2C_5.47-5.725_802.11ax HE20_CH100_RU106/53_5500MHz	
ANT	6	
Pol.	Horizontal	Fundamental
Peak	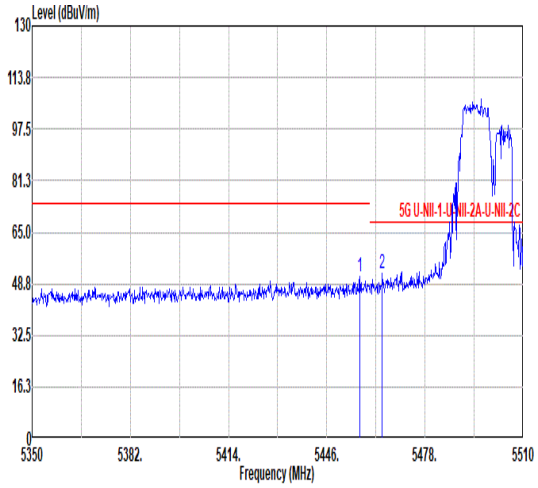 Limit Read Ant Cable Preamp Aux APos TPos Freq Level Line Margin Level Factor Loss Factor Factor Remark MHz dBuV/m dBuV/m dB dBuV dB/m dB dB dB cm deg 1 5456.88 51.22 74.00 -22.78 42.98 34.54 10.96 37.26 0.00 101 231 PEAK 2 5464.08 51.89 68.20 -16.31 43.64 34.54 10.97 37.26 0.00 101 231 PEAK	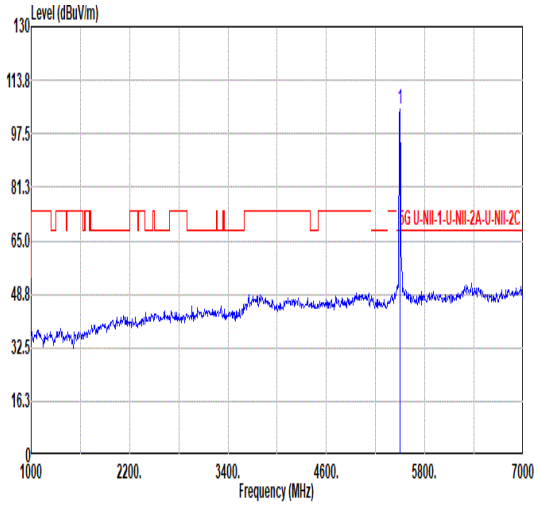 Limit Read Ant Cable Preamp Aux APos TPos Freq Level Line Margin Level Factor Loss Factor Factor Remark MHz dBuV/m dBuV/m dB dBuV dB/m dB dB dB cm deg 1 5500.00 104.81 ------ ------ 96.55 34.51 11.01 37.26 0.00 101 231 PEAK
Avg	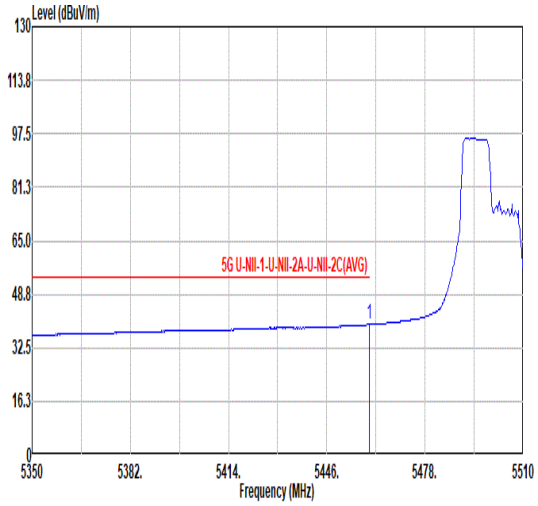 Limit Read Ant Cable Preamp Aux APos TPos Freq Level Line Margin Level Factor Loss Factor Factor Remark MHz dBuV/m dBuV/m dB dBuV dB/m dB dB dB cm deg 1 5459.92 39.61 54.00 -14.39 31.36 34.54 10.97 37.26 0.00 101 231 AVERAGE	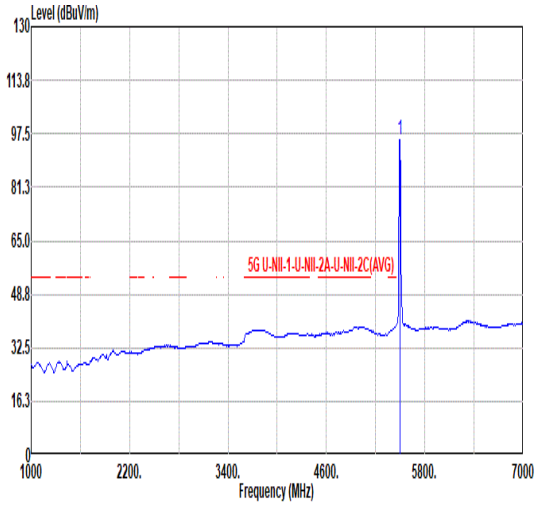 Limit Read Ant Cable Preamp Aux APos TPos Freq Level Line Margin Level Factor Loss Factor Factor Remark MHz dBuV/m dBuV/m dB dBuV dB/m dB dB dB cm deg 1 5500.00 95.73 ------ ------ 87.47 34.51 11.01 37.26 0.00 101 231 AVERAGE

Mode	29	
	Band Edge	
	U-NII-2C_5.47-5.725_802.11ax HE20_CH100_RU106/53_5500MHz	
ANT	6	
Pol.	Vertical	Fundamental
Peak	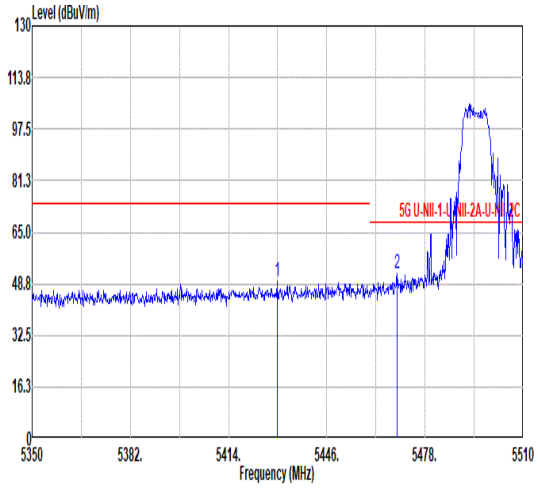 Freq Level Limit Line Margin Read Level Ant Factor Cable Loss Preamp Factor Aux Factor APos TPos Remark MHz dBuV/m dBuV/m dB dBuV dB/m dB dB dB cm deg 1 5429.84 49.49 74.00 -24.51 41.26 34.57 10.93 37.27 0.00 322 83 PEAK 2 5468.88 52.11 68.20 -16.09 43.86 34.53 10.98 37.26 0.00 322 83 PEAK	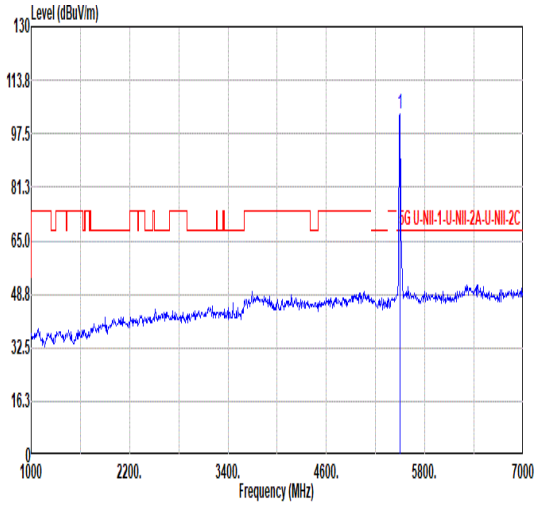 Freq Level Limit Line Margin Read Level Ant Factor Cable Loss Preamp Factor Aux Factor APos TPos Remark MHz dBuV/m dBuV/m dB dBuV dB/m dB dB dB cm deg 1 5500.00 103.70 ------ ------ 95.44 34.51 11.01 37.26 0.00 322 83 PEAK
Avg	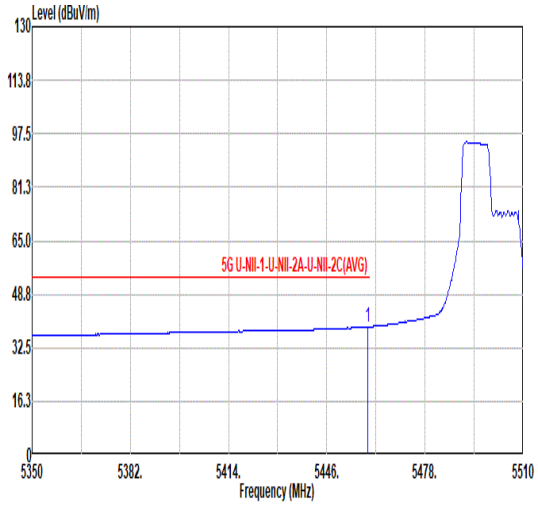 Freq Level Limit Line Margin Read Level Ant Factor Cable Loss Preamp Factor Aux Factor APos TPos Remark MHz dBuV/m dBuV/m dB dBuV dB/m dB dB dB cm deg 1 5459.44 38.91 54.00 -15.09 30.66 34.54 10.97 37.26 0.00 322 83 AVERAGE	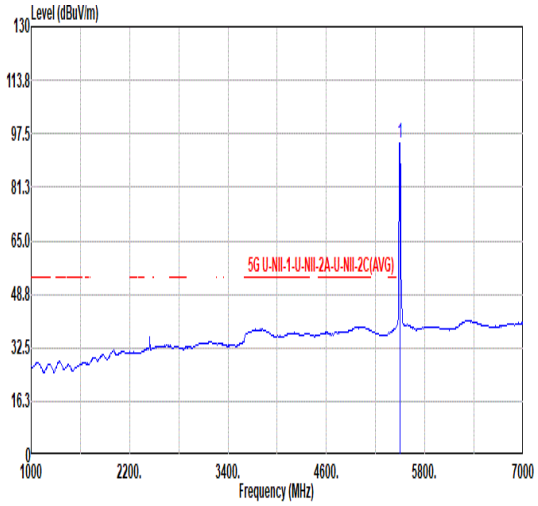 Freq Level Limit Line Margin Read Level Ant Factor Cable Loss Preamp Factor Aux Factor APos TPos Remark MHz dBuV/m dBuV/m dB dBuV dB/m dB dB dB cm deg 1 5500.00 94.64 ------ ------ 86.38 34.51 11.01 37.26 0.00 322 83 AVERAGE

Mode	30	
	Band Edge	
	U-NII-2C_5.47-5.725_802.11ax HE20_CH140_RU106/54_5700MHz	
ANT	6	
Pol.	Horizontal	Fundamental
Peak	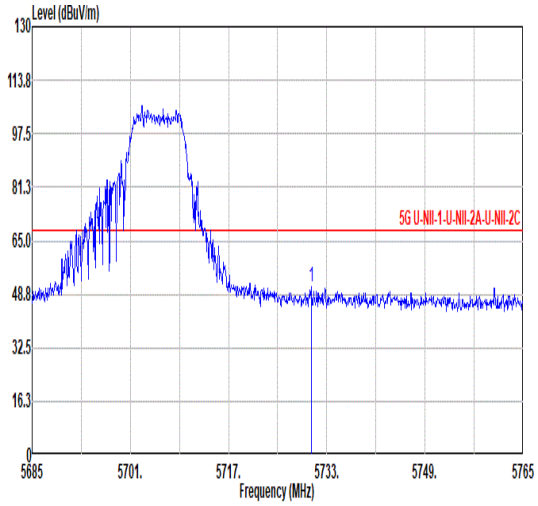 Freq Level Limit Line Margin Read Level Ant Factor Cable Loss Preamp Factor Aux Factor APos TPos Remark MHz dBuV/m dBuV/m dB dBuV dB/m dB dB dB cm deg 1 5730.44 51.07 68.20 -17.13 42.42 34.56 11.34 37.25 0.00 127 117 PEAK	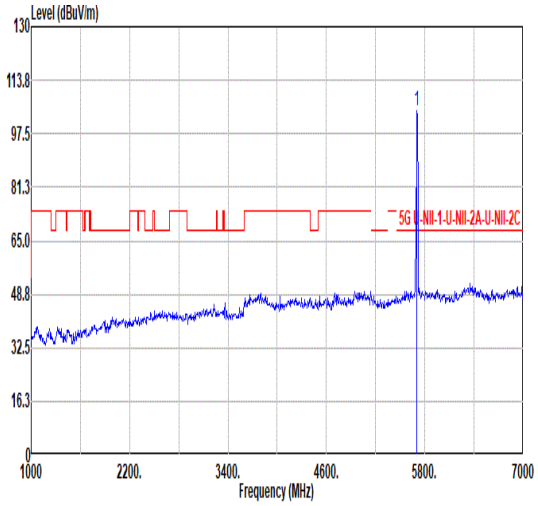 Freq Level Limit Line Margin Read Level Ant Factor Cable Loss Preamp Factor Aux Factor APos TPos Remark MHz dBuV/m dBuV/m dB dBuV dB/m dB dB dB cm deg 1 5700.00 104.53 ------ ------ 95.96 34.51 11.30 37.24 0.00 127 117 PEAK
Avg	Blank	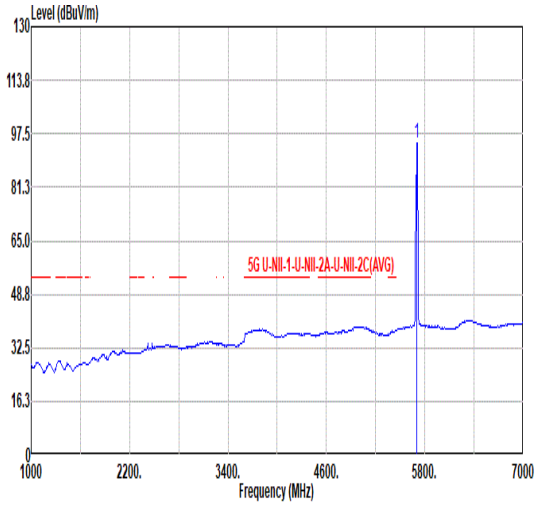 Freq Level Limit Line Margin Read Level Ant Factor Cable Loss Preamp Factor Aux Factor APos TPos Remark MHz dBuV/m dBuV/m dB dBuV dB/m dB dB dB cm deg 1 5700.00 94.55 ------ ------ 85.97 34.52 11.31 37.25 0.00 127 117 AVERAGE

Mode	30	
	Band Edge	
	U-NII-2C_5.47-5.725_802.11ax HE20_CH140_RU106/54_5700MHz	
ANT	6	
Pol.	Vertical	Fundamental
Peak	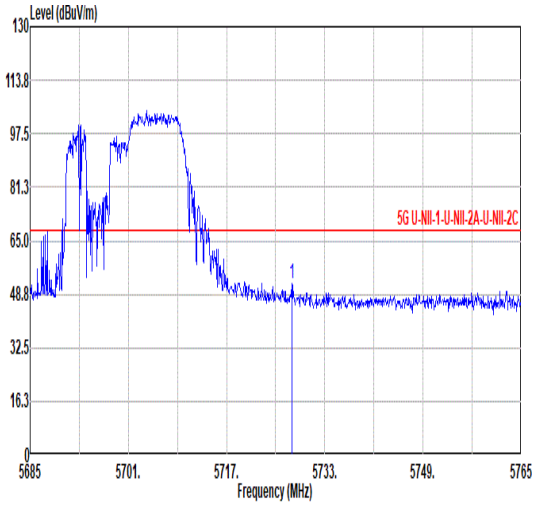 Freq Level Limit Line Margin Read Level Ant Factor Cable Loss Preamp Factor Aux Factor APos TPos Remark MHz dBuV/m dBuV/m dB dBuV dB/m dB dB dB cm deg 1 5727.64 52.14 68.20 -16.06 43.50 34.56 11.33 37.25 0.00 313 75 PEAK	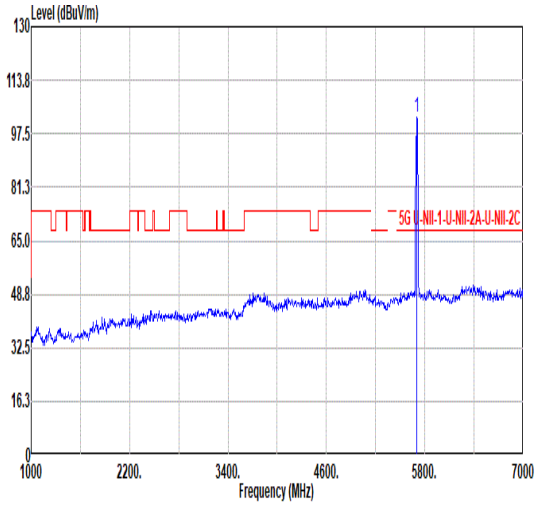 Freq Level Limit Line Margin Read Level Ant Factor Cable Loss Preamp Factor Aux Factor APos TPos Remark MHz dBuV/m dBuV/m dB dBuV dB/m dB dB dB cm deg 1 5700.00 102.51 ------ ------ 93.94 34.51 11.30 37.24 0.00 313 75 PEAK
Avg	Blank	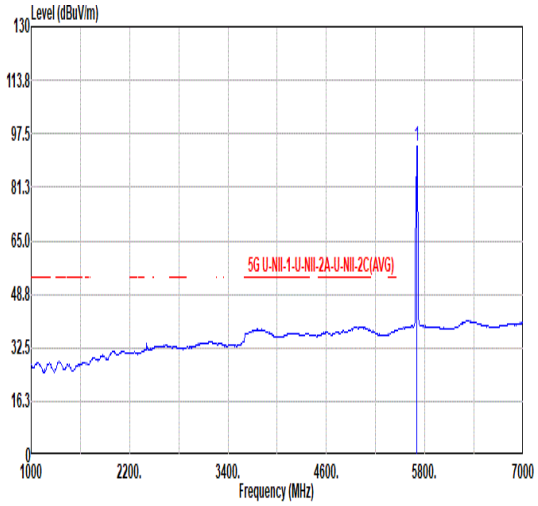 Freq Level Limit Line Margin Read Level Ant Factor Cable Loss Preamp Factor Aux Factor APos TPos Remark MHz dBuV/m dBuV/m dB dBuV dB/m dB dB dB cm deg 1 5700.00 93.89 ------ ------ 85.31 34.52 11.31 37.25 0.00 313 75 AVERAGE

Mode	31	
	Band Edge - L	
	U-NII-1_5.15-5.25_802.11ax HE40_CH38_Full_5190MHz	
ANT	6	
Pol.	Horizontal	Fundamental
Peak	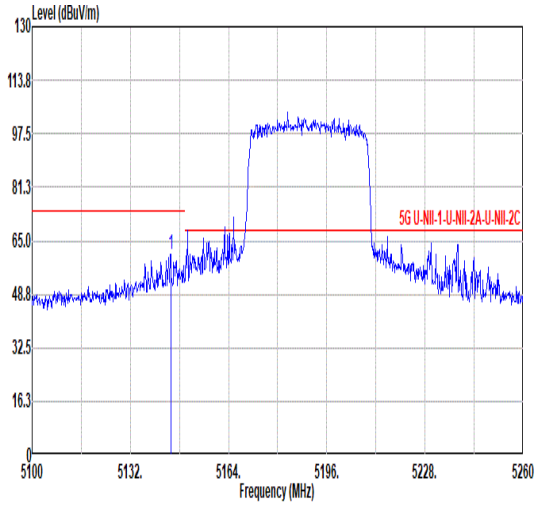 Limit Read Ant Cable Preamp Aux APos TPos Freq Level Line Margin Level Factor Loss Factor Factor Remark MHz dBuV/m dBuV/m dB dBuV dB/m dB dB dB cm deg 1 5145.12 60.91 74.00 -13.09 53.55 34.05 10.65 37.34 0.00 100 235 PEAK	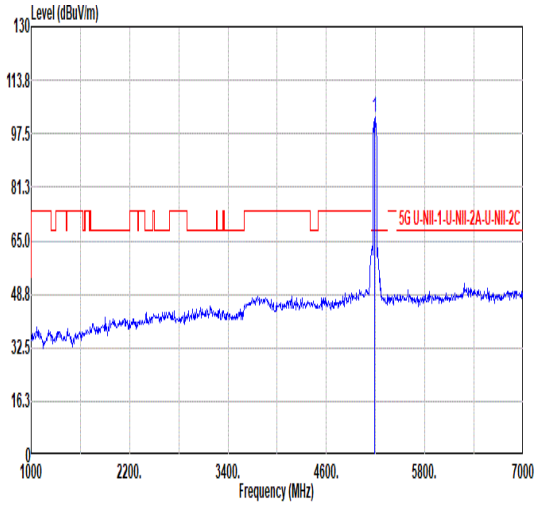 Limit Read Ant Cable Preamp Aux APos TPos Freq Level Line Margin Level Factor Loss Factor Factor Remark MHz dBuV/m dBuV/m dB dBuV dB/m dB dB dB cm deg 1 5190.00 102.44 ------ ------ 94.98 34.09 10.70 37.33 0.00 100 235 PEAK
Avg	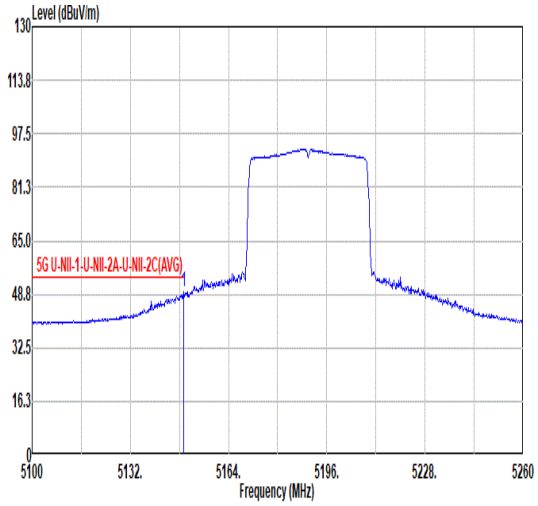 Limit Read Ant Cable Preamp Aux APos TPos Freq Level Line Margin Level Factor Loss Factor Factor Remark MHz dBuV/m dBuV/m dB dBuV dB/m dB dB dB cm deg 1 5149.28 49.45 54.00 -4.55 42.09 34.05 10.65 37.34 0.00 100 235 AVERAGE	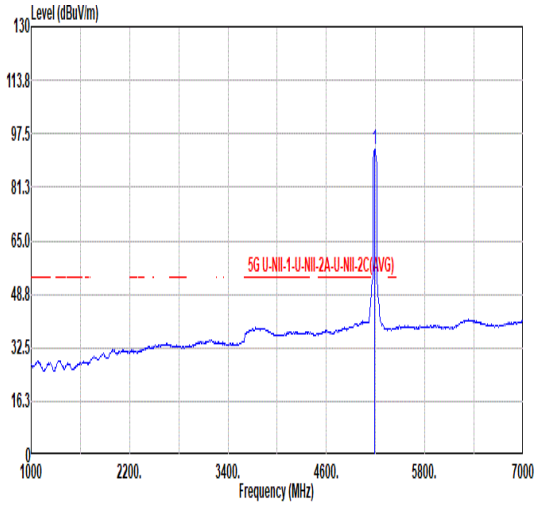 Limit Read Ant Cable Preamp Aux APos TPos Freq Level Line Margin Level Factor Loss Factor Factor Remark MHz dBuV/m dBuV/m dB dBuV dB/m dB dB dB cm deg 1 5190.00 92.68 ------ ------ 85.22 34.09 10.70 37.33 0.00 100 235 AVERAGE

Mode	31	
	Band Edge - R	
	U-NII-1_5.15-5.25_802.11ax HE40_CH38_Full_5190MHz	
ANT	6	
Pol.	Horizontal	Fundamental
Peak	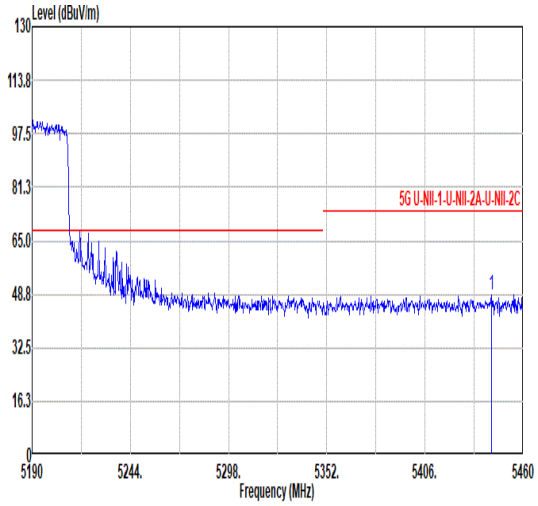 Limit Read Ant Cable Preamp Aux APos TPos Freq Level Line Margin Level Factor Loss Factor Factor Remark MHz dBuV/m dBuV/m dB dBuV dB/m dB dB dB cm deg 1 5442.72 48.62 74.00 -25.38 40.38 34.56 10.95 37.27 0.00 100 235 PEAK	Blank
Avg	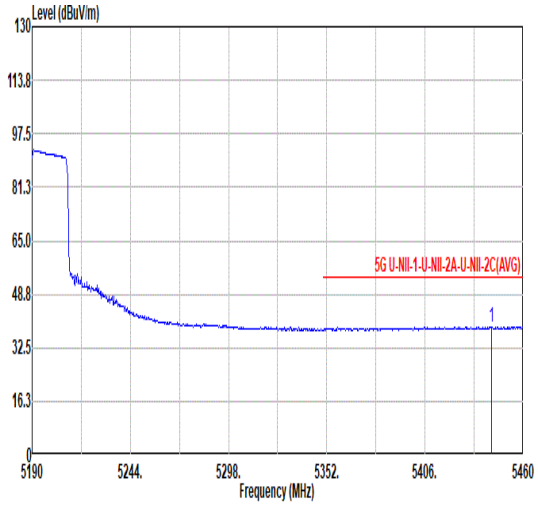 Limit Read Ant Cable Preamp Aux APos TPos Freq Level Line Margin Level Factor Loss Factor Factor Remark MHz dBuV/m dBuV/m dB dBuV dB/m dB dB dB cm deg 1 5442.45 38.77 54.00 -15.23 30.53 34.56 10.95 37.27 0.00 100 235 AVERAGE	Blank