Certificate #6613.01

FCC TEST REPORT

(PART 27)

Applicant:	Xiaomi Communications Co., Ltd.
Address:	#019, 9th Floor, Building 6, 33 Xi'erqi Middle Road, Haidian District, Beijing, China, 100085

Manufacturer or Supplier:	Xiaomi Communications Co., Ltd.
Address:	#019, 9th Floor, Building 6, 33 Xi'erqi Middle Road, Haidian District, Beijing, China, 100085
Product:	Mobile Phone
Brand Name:	Redmi
Model Name:	25078RA3EL
FCC ID	2AFZZRA3EL
Date of tests	Apr. 17, 2025 ~ Apr. 30, 2025

The tests have been carried out according to the requirements of the following standard:

☒ **FCC Part 27** ☒ **ANSI/TIA/EIA-603-D** ☒ **FCC Part 2**	☒ **ANSI/TIA/EIA-603-E** ☒ **ANSI C63.26-2015**

CONCLUSION: The submitted sample was found to COMPLY with the test requirement

Prepared by Hanwen Xu Engineer / Mobile Department	Approved by Peibo Sun Manager / Mobile Department
Xu Hanwen	Sun Peibo
Date: Apr. 30, 2025	Date: Apr. 30, 2025

This report is governed by, and incorporates by reference, the Conditions of Testing as posted at the date of issuance of this report at http://www.bureauveritas.com/home/about-us/our-business/cps/about-us/terms-conditions/ and is intended for your exclusive use. Any copying or replication of this report to or for any other person or entity, or use of our name or trademark, is permitted only with our prior written permission. This report sets forth our findings solely with respect to the test samples identified herein. The results set forth in this report are not indicative or representative of the quality or characteristics of the lot from which a test sample was taken or any similar or identical product unless specifically and expressly noted. Our report includes all of the tests requested by you and the results thereof based upon the information that you provided to us. Measurement uncertainty is only provided upon request for accredited tests. Statements of conformity are based on simple acceptance criteria without taking measurement uncertainty into account, unless otherwise requested in writing. You have 60 days from date of issuance of this report to notify us of any material error or omission caused by our negligence or if you require measurement uncertainty; provided, however, that such notice shall be in writing and shall specifically address the issue you wish to raise. A failure to raise such issue within the prescribed time shall constitute your unqualified acceptance of the completeness of this report, the tests conducted and the correctness of the report contents.

TABLE OF CONTENTS

RELEASE CONTROL RECORD 4

1 SUMMARY OF TEST RESULTS 5

1.1 MEASREMENT UNCERTAINTY 6
1.2 TEST SITE AND INSTRUMENTS 7

2 GENERAL INFORMATION 9

2.1 GENERAL DESCRIPTION OF EUT 9
2.2 CONFIGURATION OF SYSTEM UNDER TEST 13
2.3 DESCRIPTION OF SUPPORT UNITS 14
2.4 TEST ITEM AND TEST CONFIGURATION 15
2.5 GENERAL DESCRIPTION OF APPLIED STANDARDS 20

3 TEST TYPES AND RESULTS 21

3.1 OUTPUT POWER MEASUREMENT 21
3.1.1 LIMITS OF OUTPUT POWER MEASUREMENT 21
3.1.2 TEST PROCEDURES 21
3.1.3 TEST SETUP 22
3.1.4 TEST RESULTS 23
3.2 FREQUENCY STABILITY MEASUREMENT 67
3.2.1 LIMITS OF FREQUENCY STABILIITY MEASUREMENT 67
3.2.2 TEST PROCEDURE 67
3.2.3 TEST SETUP 67
3.2.4 TEST RESULTS 67
3.3 OCCUPIED BANDWIDTH MEASUREMENT 68
3.3.1 LIMITS OF OCCUPIED BANDWIDTH MEASUREMENT 68
3.3.2 TEST SETUP 68
3.3.3 TEST PROCEDURES 68
3.3.4 TEST RESULTS 68
3.4 BAND EDGE MEASUREMENT 69
3.4.1 LIMITS OF BAND EDGE MEASUREMENT 69
3.4.2 TEST SETUP 69
3.4.3 TEST PROCEDURES 70
3.4.4 TEST RESULTS 70
3.5 CONDUCTED SPURIOUS EMISSIONS 71
3.5.1 LIMITS OF CONDUCTED SPURIOUS EMISSIONS MEASUREMENT 71
3.5.2 TEST PROCEDURE 71
3.5.3 TEST SETUP 71
3.5.4 TEST RESULTS 72
3.6 RADIATED EMISSION MEASUREMENT 73
3.6.1 LIMITS OF RADIATED EMISSION MEASUREMENT 73
3.6.2 TEST PROCEDURES 73
3.6.3 DEVIATION FROM TEST STANDARD 73
3.6.4 TEST SETUP 74
3.6.5 TEST RESULTS 76
3.7 PEAK TO AVERAGE RATIO 106
3.7.1 LIMITS OF PEAK TO AVERAGE RATIO MEASUREMENT 106
3.7.2 TEST SETUP 106
3.7.3 TEST PROCEDURES 106
3.7.4 TEST RESULTS 106

4 INFORMATION ON THE TESTING LABORATORIES 107

5 MODIFICATIONS RECORDERS FOR ENGINEERING CHANGES TO THE EUT BY THE LAB 108

6 APPENDIX 109

FCC-LTE-B41（INCLUDING B38） 109
PEAK-TO-AVERAGE RATIO(CCDF) 109
TEST RESULT 109
TEST GRAPHS 111
26DB BANDWIDTH AND OCCUPIED BANDWIDTH 123
TEST RESULT 123
TEST GRAPHS 124
BAND EDGE 131
TEST RESULT 131
TEST GRAPHS 133
CONDUCTED SPURIOUS EMISSION 142
TEST RESULT 142
TEST GRAPHS 143
FREQUENCY STABILITY 152
TEST RESULT 152
FCC-LTE-B66（INCLUDING B4） 155
PEAK-TO-AVERAGE RATIO(CCDF) 155
TEST RESULT 155
TEST GRAPHS 156
26DB BANDWIDTH AND OCCUPIED BANDWIDTH 160
TEST RESULT 160
TEST GRAPHS 162
BAND EDGE 172
TEST RESULT 172
TEST GRAPHS 174
CONDUCTED SPURIOUS EMISSION 187
TEST RESULT 187
TEST GRAPHS 189
FREQUENCY STABILITY 200
TEST RESULT 200

RELEASE CONTROL RECORD

ISSUE NO.	REASON FOR CHANGE	DATE ISSUED
PSZ-QBJ2504140315RF04	Original release	Apr. 30, 2025

1 SUMMARY OF TEST RESULTS

The EUT has been tested according to the following specifications:

APPLIED STANDARD: FCC PART 27 & PART 2			
STANDARD SECTION	**TEST TYPE AND LIMIT**	**RESULT**	**TEST LAB***
§2.1046	Conducted Output Power	Compliance	A
§27.50(d)(4) §27.50(h)(2)	Equivalent Isotropically Radiated Power (Band 4) (Band 38) (Band 41) (Band 66)	Compliance	A
§2.1055 §27.54	Frequency Stability	Compliance	A
§2.1049	Occupied Bandwidth	Compliance	A
§2.1051 §27.53(h) §27.53(m)(4)(6)	Conducted Band Edge Measurements (Band 4) (Band 38) (Band 41) (Band 66)	Compliance	A
§2.1051 §27.53(h) §27.53(m)(4)(6)	Conducted Spurious Emissions (Band 4) (Band 38) (Band 41) (Band 42) (Band 66)	Compliance	A
§2.1053 §27.53(h) §27.53(m)(4)(6)	Radiated Spurious Emissions (Band 4) (Band 38) (Band 41) (Band 42) (Band 66)	Compliance	A
§27.50	Peak to average ratio	Compliance	A

* Refer to KDB 971168 D01 Power Meas License Digital Systems v03r01.

***Test Lab Information Reference**

Lab A:

Huarui 7Layers High Technology (Suzhou) Co., Ltd.

Lab Address:

Tower N, Innovation Center, 88 Zuyi Road, High-tech District, Suzhou City, Anhui Province, China

Accredited Test Lab Cert 6613.01

The FCC Site Registration No. is 434559; The Designation No. is CN1325.

1.1 MEASREMENT UNCERTAINTY

Where relevant, the following measurement uncertainty levels have been estimated for tests performed on the EUT as specified in CISPR 16-4-2:

MEASUREMENT	UNCERTAINTY
Frequency Stability	±76.97Hz
Radiated emissions (9KHz~30MHz)	±2.68dB
Radiated emissions & Radiated Power (30MHz~1GHz)	±4.98dB
Radiated emissions & Radiated Power (1GHz ~6GHz)	±4.70dB
Radiated emissions (6GHz ~18GHz)	±4.60dB
Radiated emissions (18GHz ~40GHz)	±4.12dB
Conducted emissions	±4.01dB
Occupied Channel Bandwidth	±43.58KHz
Conducted Output power	±2.06dB
Band Edge Measurements	±4.70dB

This uncertainty represents an expanded uncertainty expressed at approximately the 95% confidence level using a coverage factor of k=2.

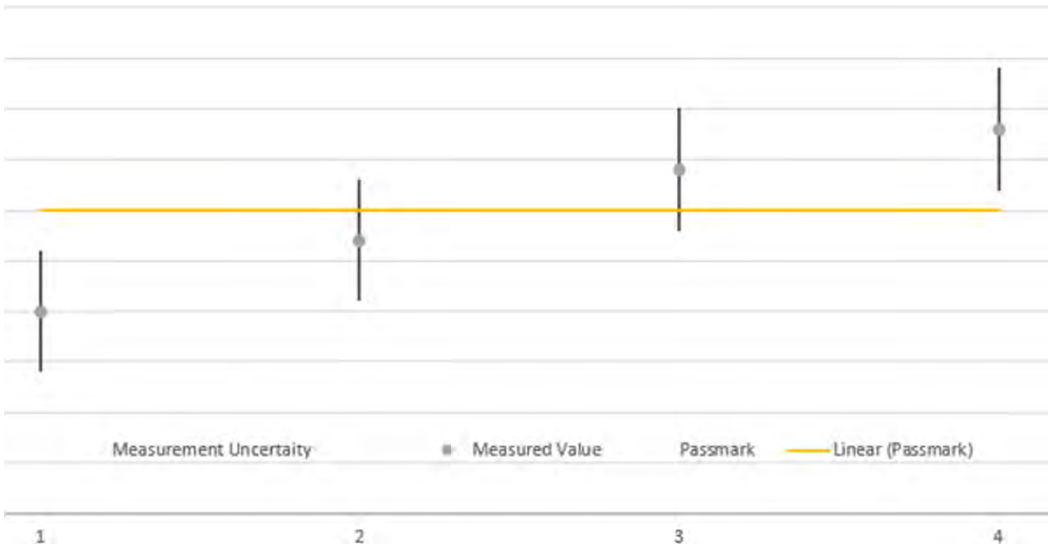

The verdicts in this test report are given according the above diagram:

Case	Measured Value	Uncertainty Range	Verdict
1	below pass mark	below pass mark	Passed
2	below pass mark	within pass mark	Passed
3	above pass mark	within pass mark	Failed
4	above pass mark	above pass mark	Failed

That means, the laboratory applies, as decision rule (see ISO/IEC 17025:2017), the so-called shared risk principle.

1.2 TEST SITE AND INSTRUMENTS

Equipment	Manufacturer	Model No.	Serial No.	Last Cal.	Next Cal.
Pre-Amplifier	R&S	SCU18F1	100815	Aug.30,23	Aug.29,25
Pre-Amplifier	R&S	SCU08F1	101028	Jan.22,24	Jan.21,26
Vector Signal Generator	R&S	SMBV100B	102176	Mar.29,24	Mar.28,26
Signal Generator	R&S	SMB100A	182185	Mar.29,24	Mar.28,26
3m Fully-anechoic Chamber	TDK	9m*6m*6m	HRSW-SZ-EMC-01Chamber	Nov.25,22	Nov.24,25
3m Semi-anechoic Chamber	TDK	9m*6m*6m	HRSW-SZ-EMC-02Chamber	Nov.25,22	Nov.24,25
EMI TEST Receiver	R&S	ESR26	101734	Mar.28,24	Mar.27,26
EMI TEST Receiver	R&S	ESW44	101973	Mar.28,24	Mar.27,26
Bilog Antenna	SCHWARZBECK	VULB 9163	1264	Dec.26,23	Dec.25,25
Horn Antenna	ETS-LINDGREN	3117	227836	Aug.22,23	Aug.21,25
Horn Antenna (18GHz-40GHz)	Steatite Q-par Antennas	QMS 00880	23486	Jul.15,24	Jul.14,26
Horn Antenna	Steatite Q-par Antennas	QMS 00208	23485	Aug.22,23	Aug.21,25
Loop Antenna	SCHWARZ	HFH2-Z2/Z2E	100976	Feb.22,25	Feb.21,27
WIDEBANDRADIO COMMUNICATION TESTER	R&S	CMW500	169399	Jun.19,24	Jun.18,26
Test Software	EMC32	EMC32	N/A	N/A	N/A
6DB attenuator	Tonscend Technology Co., Ltd	N/A	23062787	N/A	N/A
Test Software	ELEKTRA	ELEKTRA4.32	N/A	N/A	N/A
Open Switch and Control Unit	R&S	OSP220	101964	N/A	N/A
DC Source	HYELEC	HY3010B	551016	Aug.31,23	Aug.30,25
Hygrothermograph	DELI	20210528	SZ014	Sep.06,23	Sep.05,25
PC	LENOVO	E14	HRSW0024	N/A	N/A
TMC-AMI18843A(CABLE)	R&S	HF290-NMNM-7.00M	N/A	N/A	N/A
TMC-AMI18843A(CABLE)	R&S	HF290-NMNM-4.00M	N/A	N/A	N/A
CABLE	R&S	W13.02	N/A	Apr.27,24	Apr.26,25
CABLE	R&S	W13.02	N/A	Apr.26,25	Apr.25,26
CABLE	R&S	W12.14	N/A	Apr.27,24	Apr.26,25
CABLE	R&S	W12.14	N/A	Apr.26,25	Apr.25,26
CABLE	R&S	J12J103539-00-1	SEP-03-20-069	Apr.27,24	Apr.26,25
CABLE	R&S	J12J103539-00-1	SEP-03-20-069	Apr.26,25	Apr.25,26
CABLE	R&S	J12J103539-00-1	SEP-03-20-070	Apr.27,24	Apr.26,25
CABLE	R&S	J12J103539-00-1	SEP-03-20-070	Apr.26,25	Apr.25,26
Temperature Chamber	votsch	VT4002	58566078100050	May.30,24	May.29,26

NOTE:

1. The calibration interval of the above test instruments is 12/ 24/ 36 months and the calibrations are traceable to CEPREI/CHINA, GRGT/CHINA and NIM/CHINA.
2. The test was performed in 3m Semi-anechoic Chamber and RF Oven Room.
3. The horn antenna is used only for the measurement of emission frequency above 1GHz if tested.
4. The FCC Site Registration No. is 434559; The Designation No. is CN1325.

2 GENERAL INFORMATION

2.1 GENERAL DESCRIPTION OF EUT

PRODUCT*	Mobile Phone	
BRAND NAME*	Redmi	
MODEL NAME*	25078RA3EL	
NOMINAL VOLTAGE*	5/3.6-11V dc (adapter or host equipment) 3.91Vdc (Li-ion, battery)	
MODULATION TECHNOLOGY	**LTE**	QPSK, 16QAM, 64QAM
FREQUENCY RANGE	**LTE Band 4 Channel Bandwidth: 1.4MHz**	1710.7MHz ~ 1754.3MHz
	LTE Band 4 Channel Bandwidth: 3MHz	1711.5MHz ~ 1753.5MHz
	LTE Band 4 Channel Bandwidth: 5MHz	1712.5MHz ~ 1752.5MHz
	LTE Band 4 Channel Bandwidth: 10MHz	1715MHz ~ 1750MHz
	LTE Band 4 Channel Bandwidth: 15MHz	1717.5MHz ~ 1747.5 MHz
	LTE Band 4 Channel Bandwidth: 20MHz	1720MHz ~ 1745MHz
	LTE Band 38 Channel Bandwidth: 5MHz	2572.5MHz ~ 2617.5MHz
	LTE Band 38 Channel Bandwidth: 10MHz	2575MHz ~ 2615MHz
	LTE Band 38 Channel Bandwidth: 15MHz	2577.5MHz ~ 2612.5MHz
	LTE Band 38 Channel Bandwidth: 20MHz	2580MHz ~ 2610MHz
	LTE Band 41 Channel Bandwidth: 5MHz	2498.5MHz ~ 2687.5MHz
	LTE Band 41 Channel Bandwidth: 10MHz	2501MHz ~ 2685MHz
	LTE Band 41 Channel Bandwidth: 15MHz	2503.5MHz ~ 2682.5MHz
	LTE Band 41 Channel Bandwidth: 20MHz	2506MHz ~ 2680MHz
	LTE Band 66 Channel Bandwidth: 1.4MHz	1710.7MHz ~ 1779.3MHz
	LTE Band 66 Channel Bandwidth: 3MHz	1711.5MHz ~ 1778.5MHz
	LTE Band 66 Channel Bandwidth: 5MHz	1712.5MHz ~ 1777.5MHz
	LTE Band 66 Channel Bandwidth: 10MHz	1715MHz ~ 1775MHz
	LTE Band 66 Channel Bandwidth: 15MHz	1717.5MHz ~ 1772.5MHz
	LTE Band 66 Channel Bandwidth: 20MHz	1720MHz ~ 1770MHz

MAX. EIRP POWER_ANT1	LTE Band 4 Channel Bandwidth: 1.4MHz	232.81mW
	LTE Band 4 Channel Bandwidth: 3MHz	228.56mW
	LTE Band 4 Channel Bandwidth: 5MHz	230.14mW
	LTE Band 4 Channel Bandwidth: 10MHz	227.51mW
	LTE Band 4 Channel Bandwidth: 15MHz	232.81mW
	LTE Band 4 Channel Bandwidth: 20MHz	234.96mW
	LTE Band 38 Channel Bandwidth: 5MHz	207.97mW
	LTE Band 38 Channel Bandwidth: 10MHz	205.59mW
	LTE Band 38 Channel Bandwidth: 15MHz	209.41mW
	LTE Band 38 Channel Bandwidth: 20MHz	210.38mW
	LTE Band 41 Channel Bandwidth: 5MHz	214.29mW
	LTE Band 41 Channel Bandwidth: 10MHz	211.35mW
	LTE Band 41 Channel Bandwidth: 15MHz	216.27mW
	LTE Band 41 Channel Bandwidth: 20MHz	216.77mW
	LTE Band 66 Channel Bandwidth: 1.4MHz	238.23mW
	LTE Band 66 Channel Bandwidth: 3MHz	232.81mW
	LTE Band 66 Channel Bandwidth: 5MHz	234.96mW
	LTE Band 66 Channel Bandwidth: 10MHz	236.05mW
	LTE Band 66 Channel Bandwidth: 15MHz	231.21mW
	LTE Band 66 Channel Bandwidth: 20MHz	239.88mW
MAX. EIRP POWER_ANT4	LTE Band 4 Channel Bandwidth: 1.4MHz	298.54mW
	LTE Band 4 Channel Bandwidth: 3MHz	297.85mW
	LTE Band 4 Channel Bandwidth: 5MHz	297.17mW
	LTE Band 4 Channel Bandwidth: 10MHz	300.61mW
	LTE Band 4 Channel Bandwidth: 15MHz	295.80mW
	LTE Band 4 Channel Bandwidth: 20MHz	301.30mW
	LTE Band 38 Channel Bandwidth: 5MHz	248.31mW
	LTE Band 38 Channel Bandwidth: 10MHz	247.74mW

	LTE Band 38 Channel Bandwidth: 15MHz	244.91mW
	LTE Band 38 Channel Bandwidth: 20MHz	252.35mW
	LTE Band 41 Channel Bandwidth: 5MHz	234.42mW
	LTE Band 41 Channel Bandwidth: 10MHz	234.42mW
	LTE Band 41 Channel Bandwidth: 15MHz	234.96mW
	LTE Band 41 Channel Bandwidth: 20MHz	240.99mW
	LTE Band 66 Channel Bandwidth: 1.4MHz	302.69mW
	LTE Band 66 Channel Bandwidth: 3MHz	295.80mW
	LTE Band 66 Channel Bandwidth: 5MHz	296.48mW
	LTE Band 66 Channel Bandwidth: 10MHz	301.30mW
	LTE Band 66 Channel Bandwidth: 15MHz	297.17mW
	LTE Band 66 Channel Bandwidth: 20MHz	304.09mW
EMISSION DESIGNATOR	LTE Band 41 Channel Bandwidth: 5MHz	QPSK: 4M49G7D
		16QAM: 4M49W7D
		64QAM: 4M49W7D
	LTE Band 41 Channel Bandwidth: 10MHz	QPSK: 8M99G7D
		16QAM: 8M99W7D
		64QAM: 9M00W7D
	LTE Band 41 Channel Bandwidth: 15MHz	QPSK: 13M5G7D
		16QAM: 13M5W7D
		64QAM: 13M5W7D
	LTE Band 41 Channel Bandwidth: 20MHz	QPSK: 18M0G7D
		16QAM: 18M0W7D
		64QAM: 17M9W7D
	LTE Band 66 Channel Bandwidth: 1.4MHz	QPSK: 1M09G7D
		16QAM: 1M10W7D
		64QAM: 1M09W7D
	LTE Band 66 Channel Bandwidth: 3MHz	QPSK: 2M69G7D
		16QAM: 2M68W7D
		64QAM: 2M69W7D
	LTE Band 66 Channel Bandwidth: 5MHz	QPSK: 4M52G7D
		16QAM: 4M53W7D
		64QAM: 4M53W7D
	LTE Band 66 Channel Bandwidth: 10MHz	QPSK: 9M02G7D
		16QAM: 9M01W7D

		64QAM: 9M02W7D
	LTE Band 66 Channel Bandwidth: 15MHz	QPSK: 13M5G7D
		16QAM: 13M5W7D
		64QAM: 13M5W7D
	LTE Band 66 Channel Bandwidth: 20MHz	QPSK: 18M0G7D
		16QAM: 18M0W7D
		64QAM: 18M0W7D
ANTENNA GAIN*	LTE BAND4	ant 1: -0.8dBi ant 4: 0.4dBi
	LTE BAND38	ant 1: -1.5dBi ant 4: -0.6dBi
	LTE BAND41	ant 1: -1.4dBi ant 4: -0.6dBi
	LTE BAND66	ant 1: -0.8dBi ant 4: 0.4dBi
ANTENNA TYPE*	Main antenna: PIFA Antenna Div antenna: PIFA Antenna	
HW VERSION*	13510P15A	
SW VERSION*	Xiaomi HyperOS 2.2	
I/O PORTS*	Refer to user's manual	
CABLE SUPPLIED*	USB cable1: non-shielded cable, with w/o ferrite core, 1.0 meter USB cable2: non-shielded cable, with w/o ferrite core, 1.0 meter USB cable3: non-shielded cable, with w/o ferrite core, 1.0 meter USB cable4: non-shielded cable, with w/o ferrite core, 1.0 meter	
EXTREME TEMPERATURE*	0~40℃	
EXTREME VOLTAGE*	3.71V-4.3V	

NOTE:

1. *Since the above data and/or information is provided by the client relevant results or conclusions of this report are only made for these data and/or information, Test Lab is not responsible for the authenticity, integrity and results of the data and information and/or the validity of the conclusion.

2. For a more detailed features description, please refer to the manufacturer's specifications or the user's manual.
3. The EUT incorporates a SISO function. Physically, the EUT provides one completed transmitter and one receiver.

MODULATION MODE	TX FUNCTION
LTE	1TX/1RX

4. For the test results, the EUT had been tested with all conditions. But only the worst case was shown in test report.

2.2 CONFIGURATION OF SYSTEM UNDER TEST

FOR RADIATION EMISSION TEST

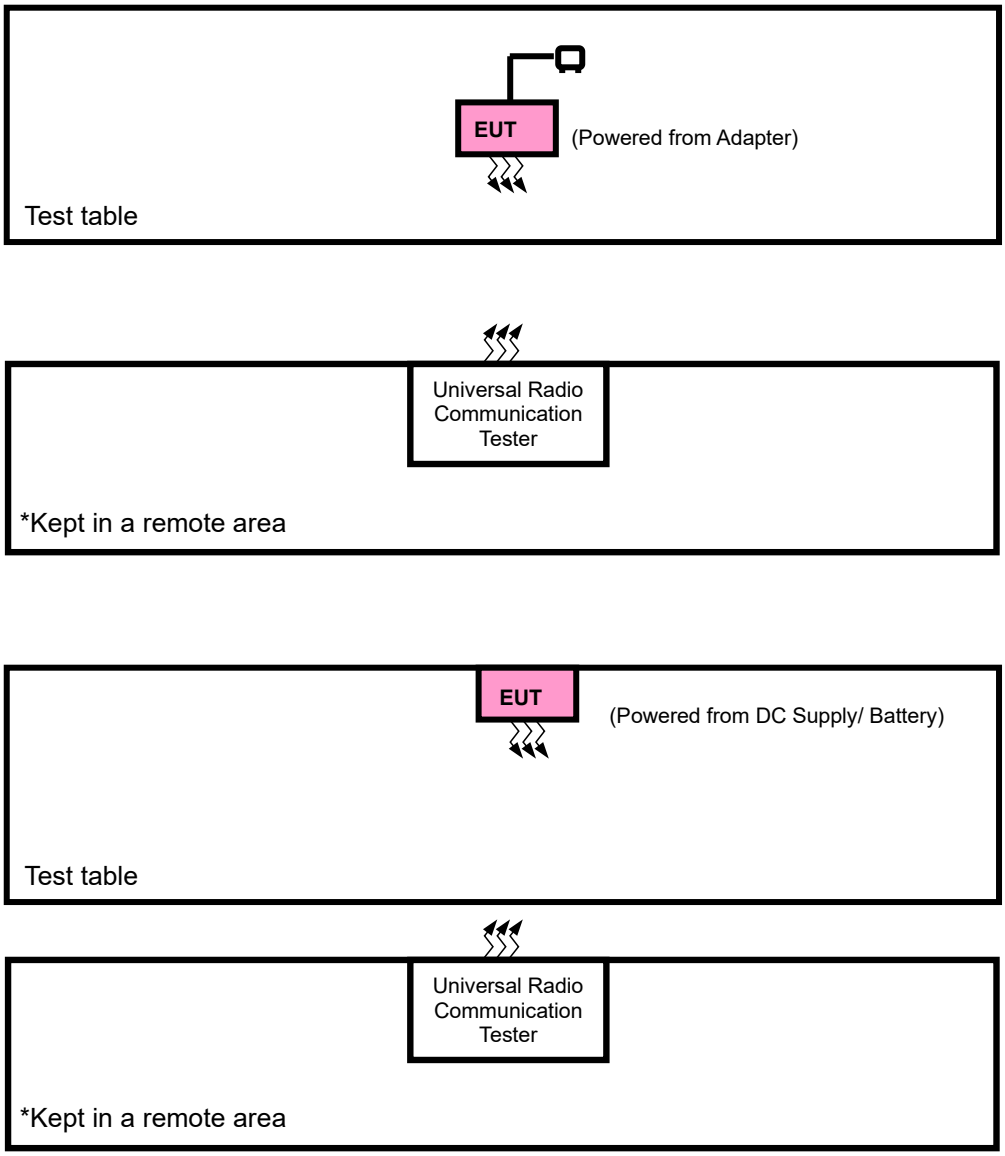

2.3 DESCRIPTION OF SUPPORT UNITS

The EUT has been tested as an independent unit together with other necessary accessories or support units. The following support units or accessories were used to form a representative test configuration during the tests.

NO.	PRODUCT	BRAND	MODEL NO.	SERIAL NO.	FCC ID
1	N/A	N/A	N/A	N/A	N/A

NO.	SIGNAL CABLE DESCRIPTION OF THE ABOVE SUPPORT UNITS
1	USB Line: Unshielded, Detachable, 1.0m;

2.4 TEST ITEM AND TEST CONFIGURATION

Pre-Scan has been conducted to determine the worst-case mode from all possible combinations between available modulations, data rates, XYZ axis and antenna ports The worst case was found when positioned on Y-plane for EIRP and X-axis for radiated emission. Following channel(s) was (were) selected for the final test as listed below:

EUT CONFIGURE MODE	DESCRIPTION
A	EUT + Adapter with LTE link
B	EUT + Battery with LTE link

LTE BAND 4 MODE						
EUT CONFIGURE MODE	TEST ITEM	AVAILABLE CHANNEL	TESTED CHANNEL	CHANNEL BANDWIDTH	MODULATION	MODE
A	EIRP	19957 to 20393	19957, 20175, 20393	1.4MHz	QPSK, 16QAM, 64QAM	1 RB / 0 RB Offset
		19965 to 20385	19965, 20175, 20385	3MHz	QPSK, 16QAM, 64QAM	1 RB / 0 RB Offset
		19975 to 20375	19975, 20175, 20375	5MHz	QPSK, 16QAM, 64QAM	1 RB / 0 RB Offset
		20000 to 20350	20000, 20175, 20350	10MHz	QPSK, 16QAM, 64QAM	1 RB / 0 RB Offset
		20025 to 20325	20025, 20175, 20325	15MHz	QPSK, 16QAM, 64QAM	1 RB / 0 RB Offset
		20050 to 20300	20050, 20175, 20300	20MHz	QPSK, 16QAM, 64QAM	1 RB / 0 RB Offset

Note: 1.This device was tested under all bandwidths, RB configurations and modulations. The worst case was found in QPSK modulation.

2. LTE Band 4 are covered by LTE Band 66, Because it is a subset of LTE Band 66 with the same output power and supported bandwidths, So the conducted test data and RSE test data please refer to LTE Band 66

LTE BAND 38 MODE						
EUT CONFIGURE MODE	TEST ITEM	AVAILABLE CHANNEL	TESTED CHANNEL	CHANNEL BANDWIDTH	MODULATION	MODE
A	EIRP	37775 to 38225	37775, 38000, 38225	5MHz	QPSK, 16QAM, 64QAM	1 RB / 0 RB Offset
		37800 to 38200	37800, 38000, 38200	10MHz	QPSK, 16QAM, 64QAM	1 RB / 0RB Offset
		37825 to 38175	37825, 38000, 38175	15MHz	QPSK, 16QAM, 64QAM	1 RB / 0 RB Offset
		37850 to38150	37850, 38000, 38150	20MHz	QPSK, 16QAM, 64QAM	1 RB / 0 RB Offset

Note:

1. This device was tested under all bandwidths, RB configurations and modulations. The worst case was found in QPSK modulation.
2. LTE Band 38 are covered by LTE Band 41, Because it is a subset of LTE Band 41 with the same output power and supported bandwidths, So the conducted test data and RSE test data please refer to LTE Band 41

LTE BAND 41 MODE						
EUT CONFIGURE MODE	TEST ITEM	AVAILABLE CHANNEL	TESTED CHANNEL	CHANNEL BANDWIDTH	MODULATION	MODE
A	EIRP	39675 to 41565	39675, 40620, 41565	5MHz	QPSK, 16QAM, 64QAM	1 RB / 0 RB Offset
		39700 to 41540	39700, 40620,41540	10MHz	QPSK, 16QAM, 64QAM	1 RB / 0RB Offset
		39725 to 41515	39725, 40620, 41515	15MHz	QPSK, 16QAM, 64QAM	1 RB / 0 RB Offset
		39750 to 41490	39750, 40620, 41490	20MHz	QPSK, 16QAM, 64QAM	1 RB / 0 RB Offset
B	FREQUENCY STABILITY	39750 to 41490	39750, 40620, 41490	20MHz	QPSK, 16QAM, 64QAM	1 RB / 0 RB Offset
A	OCCUPIED BANDWIDTH	39675 to 41565	39675, 40620, 41565	5MHz	QPSK, 16QAM, 64QAM	25 RB / 0 RB Offset
		39700 to 41540	39700, 40620,41540	10MHz	QPSK, 16QAM, 64QAM	50 RB / 0 RB Offset
		39725 to 41515	39725, 40620, 41515	15MHz	QPSK, 16QAM, 64QAM	75 RB / 0 RB Offset
		39750 to 41490	39750, 40620, 41490	20MHz	QPSK, 16QAM, 64QAM	100 RB / 0 RB Offset
A	PEAK TO AVERAGE RATIO	39750 to 41490	39750, 40620, 41490	20MHz	QPSK, 16QAM, 64QAM	1 RB / 0 RB Offset 100 RB / 0 RB Offset
A	BAND EDGE	39675 to 41565	39675	5MHz	QPSK, 16QAM, 64QAM	1 RB / 0 RB Offset
						25 RB / 0 RB Offset

			41565	5MHz	QPSK, 16QAM, 64QAM	1 RB / 24 RB Offset
						25 RB / 0 RB Offset
		39700 to 41540	39700	10MHz	QPSK, 16QAM, 64QAM	1 RB / 0 RB Offset
						50 RB / 0 RB Offset
			41540	10MHz	QPSK, 16QAM, 64QAM	1 RB / 49 RB Offset
						50 RB / 0 RB Offset
		39725 to 41515	39725	15MHz	QPSK, 16QAM, 64QAM	1 RB / 0 RB Offset
						75 RB / 0 RB Offset
			41515	15MHz	QPSK, 16QAM, 64QAM	1 RB / 74 RB Offset
						75 RB / 0 RB Offset
		39750 to 41490	39750	20MHz	QPSK, 16QAM, 64QAM	1 RB / 0 RB Offset
						100 RB / 0 RB Offset
			41490	20MHz	QPSK, 16QAM, 64QAM	1 RB / 99 RB Offset
						100 RB / 0 RB Offset
A	CONDCUDE TED EMISSION	39675 to 41565	39675, 40620, 41565	5MHz	QPSK, 16QAM, 64QAM	1 RB / 0 RB Offset
		39700 to 41540	39700, 40620,41540	10MHz	QPSK, 16QAM, 64QAM	1 RB / 0RB Offset
		39725 to 41515	39725, 40620, 41515	15MHz	QPSK, 16QAM, 64QAM	1 RB / 0 RB Offset
		39750 to 41490	39750, 40620, 41490	20MHz	QPSK, 16QAM, 64QAM	1 RB / 0 RB Offset
A	RADIATED EMISSION	39675 to 41565	40620	5MHz	QPSK	1 RB / 0 RB Offset
		39700 to 41540	40620	10MHz	QPSK	1 RB / 0RB Offset
		39725 to 41515	39725, 40620, 41515	15MHz	QPSK	1 RB / 0 RB Offset
		39750 to 41490	40620	20MHz	QPSK	1 RB / 0 RB Offset

Note: This device was tested under all bandwidths, RB configurations and modulations. The worst case was found in QPSK modulation.

LTE BAND 66 MODE						
EUT CONFIGURE MODE	TEST ITEM	AVAILABLE CHANNEL	TESTED CHANNEL	CHANNEL BANDWIDTH	MODULATION	MODE
A	EIRP	131979 to 132665	131979,132322,132665	1.4MHz	QPSK,16QAM,64QAM	1 RB / 0 RB Offset
		131987 to 132657	131987,132322,132657	3MHz	QPSK,16QAM,64QAM	1 RB / 0 RB Offset
		131997 to 132647	131997,132322,132647	5MHz	QPSK,16QAM,64QAM	1 RB / 0 RB Offset
		132022 to 132622	132022,132322,132622	10MHz	QPSK,16QAM,64QAM	1 RB / 0 RB Offset
		132047 to 132597	132047,132322,132597	15MHz	QPSK,16QAM,64QAM	1 RB / 0 RB Offset
		132072 to 132572	132072,132322,132572	20MHz	QPSK,16QAM,64QAM	1 RB / 0 RB Offset
B	FREQUENCY STABILITY	132072 to 132572	132072,132322,132572	20MHz	QPSK,16QAM,64QAM	100 RB / 0 RB Offset
A	OCCUPIED BANDWIDTH	131979 to 132665	131979,132322,132665	1.4MHz	QPSK,16QAM,64QAM	6 RB / 0 RB Offset
		131987 to 132657	131987,132322,132657	3MHz	QPSK,16QAM,64QAM	15 RB / 0 RB Offset
		131997 to 132647	131997,132322,132647	5MHz	QPSK,16QAM,64QAM	25 RB / 0 RB Offset
		132022 to 132622	132022,132322,132622	10MHz	QPSK,16QAM,64QAM	50 RB / 0 RB Offset
		132047 to 132597	132047,132322,132597	15MHz	QPSK,16QAM,64QAM	75 RB / 0 RB Offset
		132072 to 132572	132072,132322,132572	20MHz	QPSK,16QAM,64QAM	100 RB / 0 RB Offset
A	BAND EDGE	131979 to 132322	131979	1.4MHz	QPSK,16QAM, 64QAM	1 RB / 0 RB Offset
						6 RB / 0 RB Offset
			132322	1.4MHz	QPSK,16QAM, 64QAM	1 RB / 5 RB Offset
						6 RB / 0 RB Offset
		131987 to 132657	131987	3MHz	QPSK,16QAM, 64QAM	1 RB / 0 RB Offset
						15 RB / 0 RB Offset
			132657	3MHz	QPSK,16QAM, 64QAM	1 RB / 14 RB Offset
						15 RB / 0 RB Offset
		131997 to 132647	131997	5MHz	QPSK,16QAM, 64QAM	1 RB / 0 RB Offset
						25 RB / 0 RB Offset
			132647	5MHz	QPSK,16QAM, 64QAM	1 RB / 24 RB Offset
						25 RB / 0 RB Offset
		132022 to 132622	132022	10MHz	QPSK,16QAM, 64QAM	1 RB / 0 RB Offset
						50 RB / 0 RB Offset
			132622	10MHz	QPSK,16QAM, 64QAM	1 RB / 49 RB Offset
						50 RB / 0 RB Offset

		132047 to 132597	132047	15MHz	QPSK,16QAM, 64QAM	1 RB / 0 RB Offset
						75 RB / 0 RB Offset
			132597	15MHz	QPSK,16QAM, 64QAM	1 RB / 74 RB Offset
						75 RB / 0 RB Offset
		132072 to 132572	132072	20MHz	QPSK,16QAM, 64QAM	1 RB / 0 RB Offset
						100 RB / 0 RB Offset
			132572	20MHz	QPSK,16QAM, 64QAM	1 RB / 99 RB Offset
						100 RB / 0 RB Offset
A	CONDCUDETED EMISSION	131979 to 132665	131979,132322,132665	1.4MHz	QPSK,16QAM, 64QAM	1 RB / 0 RB Offset
		131987 to 132657	131987,132322,132657	3MHz	QPSK,16QAM, 64QAM	1 RB / 0 RB Offset
		131997 to 132647	131997,132322,132647	5MHz	QPSK,16QAM, 64QAM	1 RB / 0 RB Offset
		132022 to 132622	132022,132322,132622	10MHz	QPSK,16QAM, 64QAM	1 RB / 0 RB Offset
		132047 to 132597	132047,132322,132597	15MHz	QPSK,16QAM, 64QAM	1 RB / 0 RB Offset
		132072 to 132572	132072,132322,132572	20MHz	QPSK,16QAM, 64QAM	1 RB / 0 RB Offset
A	PEAK TO AVERAGE RATIO	132072 to 132572	132072,132322,132572	20MHz	QPSK,16QAM, 64QAM	1 RB / 0 RB Offset 100 RB / 0 RB Offset
A	RADIATED EMISSION	131979 to 132665	132322	1.4MHz	QPSK	1 RB / 0 RB Offset
		131987 to 132657	131987,132322,132657	3MHz	QPSK	1 RB / 0 RB Offset
		131997 to 132647	132322	5MHz	QPSK	1 RB / 0 RB Offset
		132022 to 132622	132322	10MHz	QPSK	1 RB / 0 RB Offset
		132047 to 132597	132322	15MHz	QPSK	1 RB / 0 RB Offset
		132072 to 132572	132322	20MHz	QPSK	1 RB / 0 RB Offset

Note: This device was tested under all bandwidths, RB configurations and modulations. The worst case was found in QPSK modulation.

TEST CONDITION			
TEST ITEM	**ENVIRONMENTAL CONDITIONS**	**INPUT POWER**	**TESTED BY**
EIRP	23deg. C, 70%RH	DC 5/3.6-11V dc By Adapter	Hanwen Xu
FREQUENCY STABILITY	23deg. C, 70%RH	DC 3.71V/ 3.91V/ 4.3V By Battery	Hanwen Xu
OCCUPIED BANDWIDTH	23deg. C, 70%RH	DC 5/3.6-11V dc By Adapter	Hanwen Xu
BAND EDGE	23deg. C, 70%RH	DC 5/3.6-11V dc By Adapter	Hanwen Xu
CONDCUDETED EMISSION	23deg. C, 70%RH	DC 5/3.6-11V dc By Adapter	Hanwen Xu
RADIATED EMISSION	23deg. C, 70%RH	DC 5/3.6-11V dc By Adapter	Hanwen Xu
PEAK TO AVERAGE RATIO	23deg. C, 70%RH	DC 5/3.6-11V dc By Adapter	Hanwen Xu

2.5 GENERAL DESCRIPTION OF APPLIED STANDARDS

The EUT is a RF product. According to the specifications of the manufacturer, it must comply with the requirements of the following standards:

FCC 47 CFR Part 2

FCC 47 CFR Part 27

KDB 971168 D01 Power Meas License Digital Systems v03r01

ANSI/TIA/EIA-603-D

ANSI/TIA/EIA-603-E

ANSI C63.26-2015

NOTE: All test items have been performed and recorded as per the above standards.

3 TEST TYPES AND RESULTS

3.1 OUTPUT POWER MEASUREMENT

3.1.1 LIMITS OF OUTPUT POWER MEASUREMENT

§27.50(d)(4):
Fixed, mobile, and portable (hand-held) stations operating in the 1710-1755 MHz band and mobile and portable stations operating in the 1695-1710 MHz and 1755-1780 MHz bands are limited to 1 watt EIRP.

§27.50(h)(2) :

The radiated peak output power shall be according to the specific rule Part 27.50(h)(2) that “User stations are limited to 2 watts” and 27.50(i) specific that “Peak transmit power must be measure over any interval of continuous transmission using instrumentation calibration in terms of rms-equivalent voltage.

3.1.2 TEST PROCEDURES

EIRP MEASUREMENT:

Per KDB 971168 D01 Power Meas License Digital Systems v03r01 or subclause 5.2.5.5 of ANSI C63.26-2015, the relevant equation for determing the ERP or EIRP from the conducted RF output power measured using the guidance provided above is:

ERP or EIRP = $P_{Meas} + G_T – L_C$

Where:

ERP or EIRP = effective radiated power or equivalent isotropically radiated power, respectively

(expressed in the same units as P_{Meas}, typically dBW or dBm);

P_{Meas} = measured transmitter output power or PSD, in dBm or dBW;

G_T = gain of the transmitting antenna, in dBd (ERP) or dBi (EIRP);

L_C = signal attenuation in the connecting cable between the transmitter and antenna, in dB.

CONDUCTED POWER MEASUREMENT:

a. The EUT was set up for the maximum power with LTE link data modulation and link up with simulator.
b. Set the EUT to transmit under low, middle and high channel and record the power level shown on simulator.

3.1.3 TEST SETUP

CONDUCTED POWER MEASUREMENT:

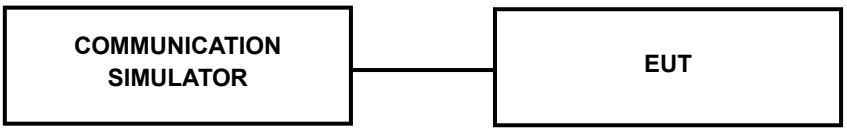

For the actual test configuration, please refer to the attached file (Test Setup Photo).

3.1.4 TEST RESULTS

CONDUCTED OUTPUT POWER (dBm)

ANT1:

LTE Band 4_ANT1						
Band/BW	Modulation	RB Size	RB Offset	Low CH 19957 Frequency 1710.7 MHz	Mid CH 20175 Frequency 1732.5 MHz	High CH 20393 Frequency 1754.3 MHz
4/ 1.4	QPSK	1	0	24.05	23.99	24.02
		1	2	24.38	24.47	24.38
		1	5	24.01	23.95	24.08
		3	0	24.14	24.18	24.24
		3	1	24.27	24.23	24.26
		3	3	24.20	24.22	24.06
		6	0	23.30	23.30	23.26
	16QAM	1	0	23.41	23.27	23.23
		1	2	23.61	23.60	23.71
		1	5	23.46	23.30	23.33
		3	0	23.23	23.14	23.12
		3	1	23.26	23.28	23.09
		3	3	23.14	23.37	23.20
		6	0	22.50	22.37	22.33
	64QAM	1	0	22.34	22.36	22.18
		1	2	22.64	22.63	22.50
		1	5	22.34	22.41	22.25
		3	0	22.27	22.14	22.20
		3	1	22.20	22.28	22.24
		3	3	22.20	22.25	22.06
		6	0	21.36	21.44	21.26

LTE Band 4_ANT1						
Band/BW	Modulation	RB Size	RB Offset	Low CH 19965 Frequency 1711.5 MHz	Mid CH 20175 Frequency 1732.5 MHz	High CH 20385 Frequency 1753.5 MHz
4/ 3	QPSK	1	0	24.14	23.98	24.04
		1	7	24.39	24.36	24.34
		1	14	24.07	24.05	24.06
		8	0	23.31	23.21	23.26
		8	3	23.33	23.40	23.36
		8	7	23.36	23.33	23.23
		15	0	23.39	23.39	23.23
	16QAM	1	0	23.42	23.40	23.39
		1	7	23.62	23.64	23.75
		1	14	23.48	23.38	23.28
		8	0	22.29	22.29	22.33
		8	3	22.56	22.41	22.39
		8	7	22.44	22.49	22.25
		15	0	22.31	22.46	22.26
	64QAM	1	0	22.48	22.26	22.28
		1	7	22.61	22.54	22.47
		1	14	22.40	22.29	22.29
		8	0	21.32	21.36	21.41
		8	3	21.42	21.42	21.30
		8	7	21.38	21.49	21.27
		15	0	21.49	21.50	21.31
Band/BW	Modulation	RB Size	RB Offset	Low CH 19975 Frequency 1712.5 MHz	Mid CH 20175 Frequency 1732.5 MHz	High CH 20375 Frequency 1752.5 MHz
4/ 5	QPSK	1	0	24.06	24.06	24.07
		1	12	24.32	24.42	24.33
		1	24	24.07	24.02	24.00
		12	0	23.42	23.24	23.20
		12	6	23.34	23.41	23.39
		12	13	23.37	23.32	23.23
		25	0	23.40	23.30	23.30
	16QAM	1	0	23.39	23.28	23.29
		1	12	23.74	23.69	23.65
		1	24	23.43	23.29	23.22
		12	0	22.35	22.25	22.31
		12	6	22.45	22.48	22.42
		12	13	22.47	22.55	22.34
		25	0	22.30	22.41	22.14
	64QAM	1	0	22.43	22.25	22.17
		1	12	22.52	22.55	22.43
		1	24	22.36	22.34	22.31
		12	0	21.32	21.30	21.31
		12	6	21.42	21.40	21.31
		12	13	21.42	21.53	21.25
		25	0	21.39	21.45	21.37

LTE Band 4_ANT1						
Band/BW	Modulation	RB Size	RB Offset	Low CH 20000	Mid CH 20175	High CH 20350
				Frequency 1715 MHz	Frequency 1732.5 MHz	Frequency 1750 MHz
4/ 10	QPSK	1	0	24.01	24.03	24.08
		1	24	24.27	24.36	24.37
		1	49	24.18	24.13	24.04
		25	0	23.40	23.25	23.28
		25	12	23.38	23.51	23.40
		25	25	23.38	23.43	23.28
		50	0	23.42	23.30	23.19
	16QAM	1	0	23.31	23.39	23.35
		1	24	23.62	23.58	23.71
		1	49	23.40	23.37	23.26
		25	0	22.35	22.39	22.40
		25	12	22.53	22.39	22.36
		25	25	22.39	22.49	22.38
		50	0	22.37	22.38	22.25
	64QAM	1	0	22.47	22.29	22.23
		1	24	22.58	22.55	22.55
		1	49	22.34	22.34	22.30
		25	0	21.41	21.34	21.42
		25	12	21.48	21.36	21.30
		25	25	21.46	21.44	21.32
		50	0	21.41	21.50	21.24
Band/BW	Modulation	RB Size	RB Offset	Low CH 20025	Mid CH 20175	High CH 20325
				Frequency 1717.5 MHz	Frequency 1732.5 MHz	Frequency 1747.5 MHz
4/ 15	QPSK	1	0	24.14	24.06	23.96
		1	37	24.40	24.47	24.39
		1	74	24.13	24.13	24.04
		36	0	23.35	23.28	23.34
		36	19	23.33	23.47	23.41
		36	39	23.33	23.35	23.18
		75	0	23.42	23.39	23.31
	16QAM	1	0	23.35	23.34	23.35
		1	37	23.71	23.63	23.74
		1	74	23.41	23.27	23.29
		36	0	22.32	22.34	22.31
		36	19	22.43	22.45	22.44
		36	39	22.44	22.46	22.28
		75	0	22.33	22.47	22.26
	64QAM	1	0	22.49	22.29	22.30
		1	37	22.60	22.59	22.46
		1	74	22.39	22.26	22.21
		36	0	21.30	21.32	21.38
		36	19	21.48	21.40	21.31
		36	39	21.41	21.44	21.33
		75	0	21.46	21.38	21.28

LTE Band 4_ANT1						
Band/BW	Modulation	RB Size	RB Offset	Low CH 20050	Mid CH 20175	High CH 20300
				Frequency 1720 MHz	Frequency 1732.5 MHz	Frequency 1745 MHz
4/ 20	QPSK	1	0	24.16	24.12	24.11
		1	50	24.42	**24.51**	24.45
		1	99	24.20	24.16	24.08
		50	0	23.43	23.36	23.35
		50	25	23.45	23.55	23.46
		50	50	23.44	23.47	23.33
		100	0	23.48	23.49	23.32
	16QAM	1	0	23.45	23.42	23.44
		1	50	23.77	23.70	23.76
		1	99	23.50	23.42	23.32
		50	0	22.37	22.40	22.46
		50	25	22.58	22.51	22.49
		50	50	22.48	22.59	22.40
		100	0	22.42	22.51	22.29
	64QAM	1	0	22.50	22.36	22.31
		1	50	22.66	22.64	22.58
		1	99	22.48	22.39	22.32
		50	0	21.43	21.44	21.43
		50	25	21.51	21.51	21.38
		50	50	21.53	21.54	21.35
		100	0	21.53	21.51	21.39

LTE Band 38_ANT1						
Band/BW	Modulation	RB Size	RB Offset	Low CH (37775) Frequency (2572.5)MHz	Low Mid CH (38000) Frequency (2595)MHz	Mid CH (38225) Frequency (2617.5)MHz
38/ 5	QPSK	1	0	24.42	24.45	24.38
		1	12	24.68	24.67	24.52
		1	24	24.28	24.42	24.29
		12	0	23.53	23.46	23.49
		12	6	23.51	23.46	23.40
		12	13	23.44	23.32	23.40
		25	0	23.42	23.49	23.30
	16QAM	1	0	23.39	23.41	23.30
		1	12	23.62	23.74	23.59
		1	24	23.21	23.23	23.15
		12	0	22.45	22.53	22.32
		12	6	22.52	22.40	22.29
		12	13	22.53	22.48	22.26
		25	0	22.54	22.50	22.39
	64QAM	1	0	22.02	21.95	22.05
		1	12	22.14	22.20	22.12
		1	24	22.07	21.94	22.02
		12	0	21.53	21.38	21.36
		12	6	21.48	21.46	21.42
		12	13	21.46	21.37	21.25
		25	0	21.34	21.35	21.33
Band/BW	Modulation	RB Size	RB Offset	Low CH (37800) Frequency (2575)MHz	Low Mid CH (38000) Frequency (2595)MHz	Mid CH (38200) Frequency (2615)MHz
38/ 10	QPSK	1	0	24.42	24.35	24.42
		1	24	24.61	24.63	24.52
		1	49	24.39	24.40	24.34
		25	0	23.59	23.55	23.57
		25	12	23.43	23.37	23.33
		25	25	23.39	23.38	23.40
		50	0	23.49	23.45	23.39
	16QAM	1	0	23.45	23.37	23.30
		1	24	23.74	23.72	23.59
		1	49	23.16	23.22	23.14
		25	0	22.45	22.58	22.35
		25	12	22.59	22.37	22.38
		25	25	22.53	22.46	22.37
		50	0	22.46	22.47	22.33
	64QAM	1	0	22.07	22.05	21.98
		1	24	22.09	22.20	22.05
		1	49	22.10	21.87	22.05
		25	0	21.48	21.40	21.39
		25	12	21.59	21.36	21.38
		25	25	21.45	21.43	21.32
		50	0	21.39	21.44	21.45

LTE Band 38_ANT1						
Band/BW	Modulation	RB Size	RB Offset	Low CH (37825) Frequency (2577.5)MHz	Low Mid CH (38000) Frequency (2595)MHz	Mid CH (38175) Frequency (2612.5)MHz
38/ 15	QPSK	1	0	24.54	24.43	24.46
		1	37	24.71	24.58	24.48
		1	74	24.33	24.43	24.31
		36	0	23.55	23.47	23.56
		36	19	23.42	23.44	23.33
		36	39	23.42	23.39	23.39
		75	0	23.50	23.44	23.42
	16QAM	1	0	23.34	23.45	23.25
		1	37	23.70	23.74	23.50
		1	74	23.24	23.21	23.14
		36	0	22.44	22.49	22.39
		36	19	22.52	22.44	22.40
		36	39	22.54	22.45	22.36
		75	0	22.51	22.57	22.31
	64QAM	1	0	21.95	22.05	22.06
		1	37	22.17	22.19	22.14
		1	74	22.01	21.90	22.00
		36	0	21.56	21.38	21.46
		36	19	21.45	21.49	21.52
		36	39	21.48	21.45	21.30
		75	0	21.34	21.35	21.35
Band/BW	Modulation	RB Size	RB Offset	Low CH (37850) Frequency (2580)MHz	Low Mid CH (38000) Frequency (2595)MHz	Mid CH (38150) Frequency (2610)MHz
38/ 20	QPSK	1	0	24.56	24.49	24.51
		1	50	**24.73**	24.70	24.56
		1	99	24.43	24.45	24.35
		50	0	23.62	23.56	23.59
		50	25	23.54	23.52	23.41
		50	50	23.48	23.44	23.48
		100	0	23.57	23.56	23.44
	16QAM	1	0	23.48	23.49	23.40
		1	50	23.75	23.77	23.62
		1	99	23.27	23.24	23.22
		50	0	22.57	22.62	22.47
		50	25	22.61	22.52	22.44
		50	50	22.59	22.54	22.41
		100	0	22.61	22.61	22.42
	64QAM	1	0	22.08	22.08	22.12
		1	50	22.24	22.27	22.17
		1	99	22.12	21.96	22.09
		50	0	21.61	21.49	21.48
		50	25	21.60	21.50	21.53
		50	50	21.60	21.51	21.34
		100	0	21.47	21.48	21.48

LTE Band 41 _ANT1						
Band/BW	Modulation	RB Size	RB Offset	Low CH (39675) Frequency (2498.5)MHz	Mid CH (40620) Frequency (2593)MHz	High CH (41565) Frequency (2687.5)MHz
41/ 5	QPSK	1	0	24.22	24.44	24.19
		1	12	24.46	24.71	24.39
		1	24	24.17	24.29	24.17
		12	0	23.30	23.36	23.24
		12	6	23.34	23.48	23.18
		12	13	23.20	23.28	23.13
		25	0	23.15	23.56	23.34
	16QAM	1	0	23.25	23.45	23.14
		1	12	23.45	23.64	23.33
		1	24	22.98	23.23	23.12
		12	0	22.16	22.54	22.37
		12	6	22.15	22.46	22.22
		12	13	22.14	22.62	22.38
		25	0	22.19	22.51	22.29
	64QAM	1	0	21.83	21.94	21.82
		1	12	22.04	22.09	21.85
		1	24	21.94	21.87	22.03
		12	0	21.24	21.55	21.15
		12	6	21.14	21.63	21.3
		12	13	21.21	21.45	21.19
		25	0	21.17	21.50	21.22
Band/BW	Modulation	RB Size	RB Offset	Low CH (39700) Frequency (2501)MHz	Mid CH (40620) Frequency (2593)MHz	High CH (41540) Frequency (2685)MHz
41/ 10	QPSK	1	0	24.26	24.44	24.12
		1	24	24.40	24.65	24.29
		1	49	24.18	24.23	24.2
		25	0	23.30	23.36	23.17
		25	12	23.23	23.50	23.19
		25	25	23.18	23.27	23.23
		50	0	23.13	23.56	23.22
	16QAM	1	0	23.36	23.40	23.13
		1	24	23.48	23.61	23.26
		1	49	23.03	23.23	23.1
		25	0	22.18	22.59	22.28
		25	12	22.20	22.55	22.33
		25	25	22.12	22.55	22.36
		50	0	22.31	22.49	22.34
	64QAM	1	0	21.82	22.00	21.87
		1	24	21.97	22.16	21.89
		1	49	21.91	21.98	21.95
		25	0	21.28	21.47	21.1
		25	12	21.21	21.62	21.24
		25	25	21.14	21.57	21.15
		50	0	21.27	21.53	21.18

LTE Band 41 _ANT1						
Band/BW	Modulation	RB Size	RB Offset	Low CH (40173) Frequency (2548.3) MHz	Mid CH (40620) Frequency (2593)MHz	High CH (41515) Frequency (2682.5)MHz
41/ 15	QPSK	1	0	24.26	24.51	24.19
		1	37	24.44	24.75	24.32
		1	74	24.17	24.20	24.23
		36	0	23.27	23.28	23.12
		36	19	23.36	23.43	23.25
		36	39	23.27	23.26	23.18
		75	0	23.12	23.55	23.28
	16QAM	1	0	23.23	23.34	23.13
		1	37	23.47	23.55	23.31
		1	74	22.93	23.34	23.12
		36	0	22.13	22.54	22.36
		36	19	22.27	22.46	22.21
		36	39	22.23	22.53	22.37
		75	0	22.22	22.61	22.21
	64QAM	1	0	21.87	22.00	21.86
		1	37	22.07	22.16	21.81
		1	74	21.85	22.00	21.94
		36	0	21.32	21.49	21.1
		36	19	21.19	21.49	21.27
		36	39	21.18	21.49	21.21
		75	0	21.21	21.39	21.15
Band/BW	Modulation	RB Size	RB Offset	Low CH (39750) Frequency (2506)MHz	Mid CH (40620) Frequency (2593)MHz	High CH (41490) Frequency (2680)MHz
41/ 20	QPSK	1	0	24.31	24.52	24.24
		1	50	24.50	**24.76**	24.42
		1	99	24.21	24.32	24.28
		50	0	23.31	23.42	23.26
		50	25	23.38	23.55	23.32
		50	50	23.32	23.40	23.24
		100	0	23.24	23.61	23.36
	16QAM	1	0	23.38	23.49	23.16
		1	50	23.51	23.70	23.36
		1	99	23.05	23.35	23.21
		50	0	22.20	22.65	22.41
		50	25	22.29	22.59	22.36
		50	50	22.25	22.68	22.42
		100	0	22.34	22.63	22.36
	64QAM	1	0	21.95	22.01	21.9
		1	50	22.09	22.23	21.96
		1	99	21.97	22.01	22.08
		50	0	21.34	21.59	21.17
		50	25	21.27	21.64	21.39
		50	50	21.28	21.58	21.23
		100	0	21.30	21.54	21.25

LTE Band 66_ANT1						
Band/BW	Modulation	RB Size	RB Offset	Low CH 131979) Frequency 1710.7MHz	Mid CH 132322 Frequency 1745MHz	High CH 132665 Frequency 1779.3MHz
66/ 1.4	QPSK	1	0	24.51	24.42	24.42
		1	2	24.50	24.55	24.43
		1	5	24.52	24.41	24.57
		3	0	24.34	24.28	24.54
		3	1	24.55	24.49	24.51
		3	3	24.56	24.27	24.46
		6	0	23.57	23.54	23.67
	16QAM	1	0	23.50	23.62	23.60
		1	2	24.01	23.91	24.04
		1	5	23.67	23.54	23.66
		3	0	23.44	23.45	23.61
		3	1	23.63	23.46	23.60
		3	3	23.45	23.32	23.42
		6	0	22.67	22.59	22.70
	64QAM	1	0	22.60	22.48	22.60
		1	2	22.88	22.88	23.00
		1	5	22.47	22.58	22.57
		3	0	22.36	22.41	22.60
		3	1	22.46	22.32	22.48
		3	3	22.58	22.34	22.32
		6	0	21.69	21.45	21.64
Band/BW	Modulation	RB Size	RB Offset	Low CH 131987 Frequency 1711.5MHz	Mid CH 132322 Frequency 1745MHz	High CH 132657 Frequency 1778.5MHz
66/ 3	QPSK	1	0	24.37	24.29	24.31
		1	7	24.45	24.44	24.47
		1	14	24.27	24.39	24.46
		8	0	23.36	23.35	23.42
		8	3	23.54	23.52	23.63
		8	7	23.45	23.36	23.41
		15	0	23.47	23.40	23.50
	16QAM	1	0	23.33	23.54	23.34
		1	7	23.62	23.63	23.87
		1	14	23.52	23.25	23.39
		8	0	22.41	22.33	22.63
		8	3	22.53	22.33	22.53
		8	7	22.50	22.25	22.34
		15	0	22.49	22.26	22.44
	64QAM	1	0	22.46	22.36	22.39
		1	7	22.78	22.59	22.72
		1	14	22.46	22.38	22.51
		8	0	21.33	21.37	21.51
		8	3	21.47	21.35	21.49
		8	7	21.56	21.25	21.48
		15	0	21.41	21.25	21.49

LTE Band 66_ANT1						
Band/BW	Modulation	RB Size	RB Offset	Low CH 131997 Frequency 1712.5 MHz	Mid CH 132322 Frequency 1745MHz	High CH 132647 Frequency 1777.5 MHz
66/ 5	QPSK	1	0	24.26	24.23	24.40
		1	12	24.47	24.36	24.51
		1	24	24.38	24.32	24.46
		12	0	23.39	23.42	23.43
		12	6	23.43	23.43	23.59
		12	13	23.43	23.31	23.47
		25	0	23.47	23.39	23.52
	16QAM	1	0	23.45	23.52	23.45
		1	12	23.61	23.67	23.76
		1	24	23.56	23.31	23.45
		12	0	22.52	22.30	22.58
		12	6	22.50	22.30	22.53
		12	13	22.42	22.30	22.42
		25	0	22.53	22.33	22.42
	64QAM	1	0	22.33	22.31	22.33
		1	12	22.65	22.62	22.71
		1	24	22.33	22.39	22.45
		12	0	21.34	21.30	21.54
		12	6	21.50	21.40	21.45
		12	13	21.53	21.21	21.43
		25	0	21.39	21.25	21.45
Band/BW	Modulation	RB Size	RB Offset	Low CH 132022 Frequency 1715MHz	Mid CH 132322 Frequency 1745MHz	High CH 132622 Frequency 1775MHz
66/ 10	QPSK	1	0	24.39	24.32	24.31
		1	24	24.48	24.44	24.53
		1	49	24.39	24.26	24.41
		25	0	23.42	23.37	23.49
		25	12	23.47	23.40	23.66
		25	25	23.44	23.29	23.35
		50	0	23.46	23.34	23.45
	16QAM	1	0	23.44	23.53	23.40
		1	24	23.64	23.57	23.89
		1	49	23.61	23.27	23.45
		25	0	22.47	22.31	22.68
		25	12	22.52	22.33	22.52
		25	25	22.40	22.31	22.37
		50	0	22.54	22.29	22.43
	64QAM	1	0	22.46	22.31	22.38
		1	24	22.70	22.60	22.66
		1	49	22.33	22.43	22.46
		25	0	21.29	21.28	21.56
		25	12	21.51	21.30	21.56
		25	25	21.47	21.29	21.39
		50	0	21.36	21.32	21.49

LTE Band 66_ANT1						
Band/BW	Modulation	RB Size	RB Offset	Low CH 132047 Frequency 1717.5 MHz	Mid CH 132322 Frequency 1745MHz	High CH 132597 Frequency 1772.5 MHz
66/ 15	QPSK	1	0	24.37	24.29	24.32
		1	37	24.44	24.35	24.47
		1	74	24.33	24.34	24.53
		36	0	23.49	23.44	23.41
		36	19	23.47	23.50	23.54
		36	39	23.49	23.35	23.41
		75	0	23.40	23.35	23.45
	16QAM	1	0	23.45	23.50	23.45
		1	37	23.62	23.64	23.79
		1	74	23.59	23.28	23.37
		36	0	22.51	22.21	22.61
		36	19	22.47	22.32	22.55
		36	39	22.45	22.39	22.48
		75	0	22.47	22.36	22.41
	64QAM	1	0	22.36	22.28	22.37
		1	37	22.77	22.65	22.74
		1	74	22.33	22.40	22.40
		36	0	21.36	21.36	21.50
		36	19	21.55	21.36	21.48
		36	39	21.47	21.21	21.38
		75	0	21.39	21.21	21.43
Band/BW	Modulation	RB Size	RB Offset	Low CH 132072 Frequency 1720MHz	Mid CH 132322 Frequency 1745MHz	High CH 132572 Frequency 1770MHz
66/ 20	QPSK	1	0	24.40	24.36	24.45
		1	50	24.53	24.49	**24.60**
		1	99	24.42	24.41	24.54
		50	0	23.50	23.45	23.52
		50	25	23.57	23.53	23.69
		50	50	23.54	23.42	23.50
		100	0	23.50	23.43	23.55
	16QAM	1	0	23.48	23.55	23.46
		1	50	23.76	23.71	23.91
		1	99	23.65	23.37	23.47
		50	0	22.54	22.36	22.72
		50	25	22.56	22.41	22.63
		50	50	22.55	22.40	22.49
		100	0	22.55	22.37	22.55
	64QAM	1	0	22.48	22.40	22.44
		1	50	22.80	22.71	22.81
		1	99	22.47	22.46	22.54
		50	0	21.43	21.41	21.62
		50	25	21.61	21.45	21.59
		50	50	21.58	21.36	21.53
		100	0	21.47	21.36	21.58

ANT4:

LTE Band 4_ANT4						
Band/BW	Modulation	RB Size	RB Offset	Low CH 19957 Frequency 1710.7 MHz	Mid CH 20175 Frequency 1732.5 MHz	High CH 20393 Frequency 1754.3 MHz
4/ 1.4	QPSK	1	0	24.13	24.13	24.21
		1	2	24.32	24.35	24.24
		1	5	24.06	23.97	24.07
		3	0	24.02	24.18	24.14
		3	1	24.24	24.18	24.18
		3	3	24.16	24.10	23.98
		6	0	23.31	23.26	23.16
	16QAM	1	0	23.26	23.32	23.37
		1	2	23.55	23.74	23.69
		1	5	23.25	23.33	23.22
		3	0	23.05	23.06	23.09
		3	1	23.09	23.27	23.11
		3	3	23.16	23.29	23.02
		6	0	22.24	22.25	22.14
	64QAM	1	0	22.13	22.22	22.15
		1	2	22.58	22.68	22.44
		1	5	22.15	22.22	22.16
		3	0	22.01	22.07	22.00
		3	1	22.15	22.20	22.01
		3	3	22.10	22.03	22.05
		6	0	21.22	21.32	21.11

LTE Band 4_ANT4						
Band/BW	Modulation	RB Size	RB Offset	Low CH 19965 Frequency 1711.5 MHz	Mid CH 20175 Frequency 1732.5 MHz	High CH 20385 Frequency 1753.5 MHz
4/ 3	QPSK	1	0	24.02	24.14	24.06
		1	7	24.27	24.30	24.34
		1	14	23.93	23.88	23.95
		8	0	23.24	23.24	23.23
		8	3	23.35	23.42	23.36
		8	7	23.21	23.32	23.15
		15	0	23.27	23.25	23.20
	16QAM	1	0	23.12	23.29	23.35
		1	7	23.53	23.76	23.68
		1	14	23.38	23.28	23.26
		8	0	22.28	22.32	22.30
		8	3	22.36	22.33	22.27
		8	7	22.40	22.41	22.16
		15	0	22.24	22.24	22.31
	64QAM	1	0	22.24	22.22	22.00
		1	7	22.48	22.62	22.41
		1	14	22.23	22.28	22.15
		8	0	21.14	21.27	21.16
		8	3	21.24	21.33	21.27
		8	7	21.30	21.44	21.14
		15	0	21.18	21.41	21.09
Band/BW	Modulation	RB Size	RB Offset	Low CH 19975 Frequency 1712.5 MHz	Mid CH 20175 Frequency 1732.5 MHz	High CH 20375 Frequency 1752.5 MHz
4/ 5	QPSK	1	0	24.02	24.13	24.03
		1	12	24.22	24.33	24.32
		1	24	24.05	23.99	23.99
		12	0	23.14	23.11	23.23
		12	6	23.29	23.40	23.34
		12	13	23.17	23.40	23.20
		25	0	23.23	23.34	23.21
	16QAM	1	0	23.10	23.29	23.28
		1	12	23.47	23.70	23.64
		1	24	23.37	23.29	23.28
		12	0	22.19	22.19	22.19
		12	6	22.33	22.28	22.32
		12	13	22.30	22.46	22.24
		25	0	22.25	22.30	22.19
	64QAM	1	0	22.19	22.27	22.00
		1	12	22.47	22.56	22.52
		1	24	22.26	22.32	22.22
		12	0	21.18	21.25	21.12
		12	6	21.36	21.40	21.27
		12	13	21.31	21.39	21.23
		25	0	21.29	21.37	21.17

LTE Band 4_ANT4						
Band/BW	Modulation	RB Size	RB Offset	Low CH 20000	Mid CH 20175	High CH 20350
				Frequency 1715 MHz	Frequency 1732.5 MHz	Frequency 1750 MHz
4/ 10	QPSK	1	0	24.10	24.13	24.00
		1	24	24.26	24.38	24.31
		1	49	24.03	23.91	23.88
		25	0	23.26	23.17	23.15
		25	12	23.40	23.41	23.28
		25	25	23.26	23.37	23.26
		50	0	23.32	23.24	23.14
	16QAM	1	0	23.23	23.28	23.28
		1	24	23.48	23.75	23.59
		1	49	23.35	23.33	23.23
		25	0	22.29	22.27	22.18
		25	12	22.33	22.29	22.25
		25	25	22.38	22.40	22.15
		50	0	22.20	22.19	22.27
	64QAM	1	0	22.21	22.22	21.98
		1	24	22.51	22.57	22.41
		1	49	22.16	22.22	22.25
		25	0	21.10	21.25	21.09
		25	12	21.28	21.35	21.29
		25	25	21.23	21.35	21.17
		50	0	21.20	21.38	21.07
Band/BW	Modulation	RB Size	RB Offset	Low CH 20025	Mid CH 20175	High CH 20325
				Frequency 1717.5 MHz	Frequency 1732.5 MHz	Frequency 1747.5 MHz
4/ 15	QPSK	1	0	24.04	24.11	24.00
		1	37	24.19	24.24	24.31
		1	74	23.92	23.96	23.87
		36	0	23.26	23.13	23.18
		36	19	23.35	23.30	23.34
		36	39	23.24	23.42	23.21
		75	0	23.30	23.25	23.09
	16QAM	1	0	23.13	23.23	23.39
		1	37	23.54	23.70	23.71
		1	74	23.29	23.34	23.27
		36	0	22.28	22.27	22.24
		36	19	22.42	22.26	22.31
		36	39	22.38	22.44	22.28
		75	0	22.29	22.21	22.20
	64QAM	1	0	22.25	22.25	21.98
		1	37	22.59	22.60	22.40
		1	74	22.22	22.27	22.25
		36	0	21.16	21.23	21.18
		36	19	21.35	21.37	21.37
		36	39	21.34	21.44	21.17
		75	0	21.26	21.33	21.12

LTE Band 4_ANT4						
Band/BW	Modulation	RB Size	RB Offset	Low CH 20050	Mid CH 20175	High CH 20300
				Frequency 1720 MHz	Frequency 1732.5 MHz	Frequency 1745 MHz
4/ 20	QPSK	1	0	24.15	24.18	24.11
		1	50	24.30	**24.39**	24.36
		1	99	24.07	24.02	24.01
		50	0	23.27	23.25	23.27
		50	25	23.44	23.45	23.40
		50	50	23.32	23.43	23.30
		100	0	23.37	23.35	23.22
	16QAM	1	0	23.24	23.35	23.43
		1	50	23.60	23.79	23.73
		1	99	23.43	23.36	23.33
		50	0	22.31	22.33	22.33
		50	25	22.43	22.40	22.39
		50	50	22.45	22.52	22.29
		100	0	22.32	22.31	22.32
	64QAM	1	0	22.26	22.30	22.13
		1	50	22.60	22.71	22.54
		1	99	22.31	22.33	22.28
		50	0	21.23	21.33	21.21
		50	25	21.38	21.43	21.38
		50	50	21.38	21.47	21.26
		100	0	21.32	21.42	21.20

LTE Band 38_ANT4						
Band/BW	Modulation	RB Size	RB Offset	Low CH (37775) Frequency (2572.5)MHz	Low Mid CH (38000) Frequency (2595)MHz	Mid CH (38225) Frequency (2617.5)MHz
38/ 5	QPSK	1	0	24.39	24.27	24.17
		1	12	24.55	24.48	24.42
		1	24	24.24	24.19	24.14
		12	0	23.20	23.31	23.29
		12	6	23.41	23.39	23.39
		12	13	23.33	23.37	23.28
		25	0	23.39	23.53	23.49
	16QAM	1	0	23.35	23.30	23.32
		1	12	23.54	23.60	23.44
		1	24	23.19	23.10	23.15
		12	0	22.48	22.49	22.39
		12	6	22.44	22.54	22.30
		12	13	22.34	22.34	22.24
		25	0	22.39	22.47	22.39
	64QAM	1	0	22.11	21.91	21.91
		1	12	22.16	22.20	22.18
		1	24	21.95	21.81	21.94
		12	0	21.40	21.32	21.35
		12	6	21.49	21.29	21.40
		12	13	21.42	21.35	21.33
		25	0	21.34	21.49	21.37
Band/BW	Modulation	RB Size	RB Offset	Low CH (37800) Frequency (2575)MHz	Low Mid CH (38000) Frequency (2595)MHz	Mid CH (38200) Frequency (2615)MHz
38/ 10	QPSK	1	0	24.39	24.19	24.31
		1	24	24.54	24.52	24.43
		1	49	24.19	24.23	24.16
		25	0	23.31	23.25	23.36
		25	12	23.35	23.49	23.33
		25	25	23.39	23.31	23.29
		50	0	23.38	23.50	23.50
	16QAM	1	0	23.30	23.24	23.26
		1	24	23.54	23.49	23.43
		1	49	23.19	23.18	23.19
		25	0	22.51	22.38	22.40
		25	12	22.41	22.42	22.33
		25	25	22.27	22.37	22.25
		50	0	22.32	22.51	22.40
	64QAM	1	0	22.11	21.92	21.93
		1	24	22.06	22.17	22.19
		1	49	22.05	21.85	21.96
		25	0	21.44	21.27	21.42
		25	12	21.44	21.40	21.40
		25	25	21.44	21.35	21.33
		50	0	21.42	21.40	21.42

LTE Band 38_ANT4						
Band/BW	Modulation	RB Size	RB Offset	Low CH (37825) Frequency (2577.5)MHz	Low Mid CH (38000) Frequency (2595)MHz	Mid CH (38175) Frequency (2612.5)MHz
38/ 15	QPSK	1	0	24.35	24.24	24.23
		1	37	24.47	24.49	24.37
		1	74	24.31	24.16	24.18
		36	0	23.26	23.29	23.29
		36	19	23.38	23.45	23.37
		36	39	23.28	23.36	23.24
		75	0	23.43	23.46	23.44
	16QAM	1	0	23.37	23.21	23.24
		1	37	23.42	23.50	23.43
		1	74	23.15	23.12	23.09
		36	0	22.47	22.42	22.40
		36	19	22.49	22.48	22.39
		36	39	22.24	22.38	22.28
		75	0	22.26	22.48	22.44
	64QAM	1	0	22.09	21.90	21.95
		1	37	22.08	22.22	22.10
		1	74	21.94	21.93	22.00
		36	0	21.36	21.31	21.46
		36	19	21.41	21.31	21.39
		36	39	21.42	21.35	21.27
		75	0	21.43	21.41	21.29
Band/BW	Modulation	RB Size	RB Offset	Low CH (37850) Frequency (2580)MHz	Low Mid CH (38000) Frequency (2595)MHz	Mid CH (38150) Frequency (2610)MHz
38/ 20	QPSK	1	0	24.47	24.34	24.32
		1	50	24.58	**24.62**	24.51
		1	99	24.33	24.28	24.27
		50	0	23.33	23.40	23.39
		50	25	23.50	23.54	23.47
		50	50	23.42	23.41	23.37
		100	0	23.53	23.56	23.51
	16QAM	1	0	23.42	23.34	23.36
		1	50	23.56	23.61	23.58
		1	99	23.23	23.24	23.24
		50	0	22.56	22.52	22.49
		50	25	22.53	22.57	22.41
		50	50	22.38	22.39	22.39
		100	0	22.40	22.58	22.47
	64QAM	1	0	22.12	22.05	22.00
		1	50	22.19	22.26	22.20
		1	99	22.06	21.95	22.06
		50	0	21.47	21.39	21.49
		50	25	21.51	21.43	21.42
		50	50	21.49	21.38	21.38
		100	0	21.47	21.52	21.43

LTE Band 41 _ANT4						
Band/BW	Modulation	RB Size	RB Offset	Low CH (39675) Frequency (2498.5)MHz	Mid CH (40620) Frequency (2593)MHz	High CH (41565) Frequency (2687.5)MHz
41/ 5	QPSK	1	0	24.02	24.00	23.96
		1	12	24.30	24.28	24.13
		1	24	23.95	24.14	23.89
		12	0	23.18	23.14	22.97
		12	6	23.12	23.16	23.14
		12	13	23.16	23.05	23.00
		25	0	23.22	23.21	23.06
	16QAM	1	0	23.05	23.18	23.00
		1	12	23.24	23.41	23.15
		1	24	22.83	22.90	22.99
		12	0	22.19	22.23	22.09
		12	6	22.13	22.26	22.12
		12	13	22.15	22.27	22.11
		25	0	22.23	22.24	22.14
	64QAM	1	0	21.74	21.84	21.77
		1	12	21.95	21.85	22.29
		1	24	21.70	21.71	21.72
		12	0	20.93	21.28	20.97
		12	6	21.05	21.24	21.00
		12	13	21.08	21.31	21.06
		25	0	21.05	21.24	21.04
Band/BW	Modulation	RB Size	RB Offset	Low CH (39700) Frequency (2501)MHz	Mid CH (40620) Frequency (2593)MHz	High CH (41540) Frequency (2685)MHz
41/ 10	QPSK	1	0	24.10	24.04	23.95
		1	24	24.30	24.30	24.10
		1	49	24.03	24.11	24.02
		25	0	23.13	23.12	22.97
		25	12	23.19	23.16	23.09
		25	25	23.08	23.08	22.96
		50	0	23.19	23.27	23.11
	16QAM	1	0	23.10	23.20	23.09
		1	24	23.34	23.44	23.18
		1	49	22.85	22.96	22.93
		25	0	22.23	22.29	22.09
		25	12	22.10	22.29	22.15
		25	25	22.08	22.14	22.15
		50	0	22.26	22.18	22.12
	64QAM	1	0	21.76	21.78	21.85
		1	24	21.98	21.82	22.33
		1	49	21.67	21.75	21.71
		25	0	20.96	21.28	21.02
		25	12	21.10	21.23	21.07
		25	25	21.09	21.20	21.07
		50	0	21.15	21.16	21.06

LTE Band 41 _ANT4						
Band/BW	Modulation	RB Size	RB Offset	Low CH (40173) Frequency (2548.3) MHz	Mid CH (40620) Frequency (2593)MHz	High CH (41515) Frequency (2682.5)MHz
41/ 15	QPSK	1	0	24.07	24.07	23.95
		1	37	24.27	24.31	24.17
		1	74	23.94	24.05	24.03
		36	0	23.14	23.07	22.86
		36	19	23.18	23.18	23.08
		36	39	23.17	23.17	23.01
		75	0	23.15	23.20	23.03
	16QAM	1	0	23.06	23.13	23.01
		1	37	23.22	23.34	23.11
		1	74	22.82	22.98	22.94
		36	0	22.20	22.20	22.04
		36	19	22.14	22.30	22.13
		36	39	22.11	22.25	22.16
		75	0	22.13	22.29	22.14
	64QAM	1	0	21.72	21.81	21.71
		1	37	22.03	21.96	22.35
		1	74	21.68	21.70	21.79
		36	0	21.00	21.30	20.88
		36	19	21.08	21.26	21.03
		36	39	21.12	21.26	20.99
		75	0	21.03	21.21	21.06
Band/BW	Modulation	RB Size	RB Offset	Low CH (39750) Frequency (2506)MHz	Mid CH (40620) Frequency (2593)MHz	High CH (41490) Frequency (2680)MHz
41/ 20	QPSK	1	0	24.12	24.10	24.07
		1	50	24.31	**24.42**	24.20
		1	99	24.06	24.16	24.04
		50	0	23.20	23.20	22.99
		50	25	23.25	23.27	23.17
		50	50	23.19	23.18	23.04
		100	0	23.26	23.32	23.12
	16QAM	1	0	23.16	23.26	23.11
		1	50	23.36	23.48	23.22
		1	99	22.94	22.99	23.02
		50	0	22.27	22.35	22.16
		50	25	22.25	22.31	22.23
		50	50	22.17	22.29	22.17
		100	0	22.28	22.31	22.17
	64QAM	1	0	21.81	21.88	21.86
		1	50	22.04	21.97	22.38
		1	99	21.79	21.79	21.84
		50	0	21.08	21.33	21.03
		50	25	21.19	21.29	21.09
		50	50	21.15	21.35	21.12
		100	0	21.18	21.27	21.11

LTE Band 66_ANT1						
Band/BW	Modulation	RB Size	RB Offset	Low CH 131979) Frequency 1710.7MHz	Mid CH 132322 Frequency 1745MHz	High CH 132665 Frequency 1779.3MHz
66/ 1.4	QPSK	1	0	24.11	24.04	24.12
		1	2	24.31	24.41	24.34
		1	5	24.18	24.15	24.03
		3	0	24.20	24.20	24.23
		3	1	24.26	24.24	24.23
		3	3	24.17	24.20	24.08
		6	0	23.29	23.28	23.37
	16QAM	1	0	23.34	23.34	23.26
		1	2	23.60	23.62	23.76
		1	5	23.35	23.43	23.50
		3	0	23.06	23.20	23.36
		3	1	23.29	23.28	23.28
		3	3	23.32	23.08	23.21
		6	0	22.33	22.23	22.36
	64QAM	1	0	22.12	22.39	22.39
		1	2	22.67	22.48	22.61
		1	5	22.35	22.28	22.29
		3	0	22.16	22.26	22.31
		3	1	22.23	22.24	22.28
		3	3	22.25	22.16	22.23
		6	0	21.44	21.37	21.51
Band/BW	Modulation	RB Size	RB Offset	Low CH 131987 Frequency 1711.5MHz	Mid CH 132322 Frequency 1745MHz	High CH 132657 Frequency 1778.5MHz
66/ 3	QPSK	1	0	24.05	24.20	24.15
		1	7	24.22	24.31	24.29
		1	14	24.09	24.10	24.18
		8	0	23.24	23.20	23.34
		8	3	23.29	23.26	23.36
		8	7	23.19	23.24	23.29
		15	0	23.25	23.13	23.30
	16QAM	1	0	23.17	23.26	23.22
		1	7	23.57	23.59	23.69
		1	14	23.18	23.36	23.25
		8	0	22.20	22.28	22.39
		8	3	22.43	22.35	22.39
		8	7	22.32	22.24	22.27
		15	0	22.40	22.21	22.35
	64QAM	1	0	22.35	22.22	22.36
		1	7	22.46	22.58	22.48
		1	14	22.32	22.12	22.16
		8	0	21.22	21.26	21.32
		8	3	21.28	21.27	21.35
		8	7	21.22	21.20	21.16
		15	0	21.08	21.07	21.44

LTE Band 66_ANT1						
Band/BW	Modulation	RB Size	RB Offset	Low CH 131997 Frequency 1712.5 MHz	Mid CH 132322 Frequency 1745MHz	High CH 132647 Frequency 1777.5 MHz
66/ 5	QPSK	1	0	24.03	24.19	24.12
		1	12	24.25	24.27	24.32
		1	24	24.16	24.00	24.17
		12	0	23.32	23.27	23.33
		12	6	23.28	23.35	23.44
		12	13	23.29	23.33	23.27
		25	0	23.15	23.26	23.27
	16QAM	1	0	23.16	23.36	23.23
		1	12	23.69	23.61	23.73
		1	24	23.24	23.31	23.18
		12	0	22.29	22.16	22.43
		12	6	22.42	22.42	22.37
		12	13	22.44	22.25	22.21
		25	0	22.37	22.31	22.33
	64QAM	1	0	22.44	22.30	22.25
		1	12	22.51	22.55	22.57
		1	24	22.27	22.15	22.16
		12	0	21.20	21.25	21.36
		12	6	21.24	21.23	21.34
		12	13	21.13	21.20	21.20
		25	0	21.17	21.01	21.42
Band/BW	Modulation	RB Size	RB Offset	Low CH 132022 Frequency 1715MHz	Mid CH 132322 Frequency 1745MHz	High CH 132622 Frequency 1775MHz
66/ 10	QPSK	1	0	24.07	24.11	24.16
		1	24	24.29	24.32	24.39
		1	49	24.03	24.02	24.12
		25	0	23.24	23.29	23.31
		25	12	23.39	23.33	23.45
		25	25	23.30	23.34	23.33
		50	0	23.26	23.20	23.36
	16QAM	1	0	23.16	23.25	23.18
		1	24	23.68	23.57	23.73
		1	49	23.19	23.40	23.21
		25	0	22.20	22.21	22.41
		25	12	22.33	22.39	22.39
		25	25	22.37	22.34	22.26
		50	0	22.26	22.25	22.42
	64QAM	1	0	22.35	22.26	22.25
		1	24	22.56	22.47	22.49
		1	49	22.33	22.09	22.22
		25	0	21.29	21.22	21.39
		25	12	21.31	21.26	21.48
		25	25	21.15	21.27	21.24
		50	0	21.13	21.10	21.44

LTE Band 66_ANT1						
Band/BW	Modulation	RB Size	RB Offset	Low CH 132047 Frequency 1717.5 MHz	Mid CH 132322 Frequency 1745MHz	High CH 132597 Frequency 1772.5 MHz
66/ 15	QPSK	1	0	24.02	24.12	24.13
		1	37	24.27	24.33	24.32
		1	74	24.13	24.07	24.20
		36	0	23.24	23.24	23.23
		36	19	23.29	23.34	23.45
		36	39	23.25	23.25	23.38
		75	0	23.26	23.12	23.27
	16QAM	1	0	23.23	23.28	23.14
		1	37	23.56	23.54	23.71
		1	74	23.19	23.30	23.23
		36	0	22.25	22.18	22.39
		36	19	22.40	22.36	22.42
		36	39	22.33	22.35	22.15
		75	0	22.34	22.21	22.43
	64QAM	1	0	22.44	22.21	22.37
		1	37	22.56	22.49	22.52
		1	74	22.24	22.17	22.22
		36	0	21.26	21.27	21.44
		36	19	21.24	21.28	21.42
		36	39	21.14	21.19	21.29
		75	0	21.11	21.04	21.37
Band/BW	Modulation	RB Size	RB Offset	Low CH 132072 Frequency 1720MHz	Mid CH 132322 Frequency 1745MHz	High CH 132572 Frequency 1770MHz
66/ 20	QPSK	1	0	24.13	24.23	24.22
		1	50	24.30	24.35	**24.43**
		1	99	24.17	24.12	24.27
		50	0	23.36	23.30	23.38
		50	25	23.42	23.39	23.48
		50	50	23.34	23.36	23.42
		100	0	23.28	23.27	23.41
	16QAM	1	0	23.27	23.37	23.29
		1	50	23.70	23.67	23.74
		1	99	23.28	23.41	23.27
		50	0	22.31	22.31	22.52
		50	25	22.46	22.44	22.47
		50	50	22.46	22.38	22.28
		100	0	22.41	22.32	22.48
	64QAM	1	0	22.46	22.32	22.39
		1	50	22.57	22.62	22.61
		1	99	22.34	22.23	22.25
		50	0	21.34	21.28	21.45
		50	25	21.36	21.35	21.49
		50	50	21.28	21.34	21.30
		100	0	21.23	21.14	21.45

EIRP

ANT1:

LTE BAND 4						
1.4MHz QPSK						
Channel	Frequency (MHz)	Conducted Power (dBm)	G_T-L_C (dB)	EIRP (dBm)	EIRP (mW)	Limit (W)
19957	1710.7	24.38	-0.8	23.58	228.03	1
20175	1732.5	24.47	-0.8	23.67	232.81	1
20393	1754.3	24.38	-0.8	23.58	228.03	1

1.4MHz 16QAM						
Channel	Frequency (MHz)	Conducted Power (dBm)	G_T-L_C (dB)	EIRP (dBm)	EIRP (mW)	Limit (W)
19957	1710.7	23.61	-0.8	22.81	190.99	1
20175	1732.5	23.60	-0.8	22.80	190.55	1
20393	1754.3	23.71	-0.8	22.91	195.43	1

1.4MHz 64QAM						
Channel	Frequency (MHz)	Conducted Power (dBm)	G_T-L_C (dB)	EIRP (dBm)	EIRP (mW)	Limit (W)
19957	1710.7	22.64	-0.8	21.84	152.76	1
20175	1732.5	22.63	-0.8	21.83	152.41	1
20393	1754.3	22.50	-0.8	21.70	147.91	1

3MHz QPSK						
Channel	Frequency (MHz)	Conducted Power (dBm)	G_T-L_C (dB)	EIRP (dBm)	EIRP (mW)	Limit (W)
19965	1711.5	24.39	-0.8	23.59	228.56	1
20175	1732.5	24.36	-0.8	23.56	226.99	1
20385	1753.5	24.34	-0.8	23.54	225.94	1

3MHz 16QAM						
Channel	Frequency (MHz)	Conducted Power (dBm)	G_T-L_C (dB)	EIRP (dBm)	EIRP (mW)	Limit (W)
19965	1711.5	23.62	-0.8	22.82	191.43	1
20175	1732.5	23.64	-0.8	22.84	192.31	1
20385	1753.5	23.75	-0.8	22.95	197.24	1

3MHz 64QAM						
Channel	Frequency (MHz)	Conducted Power (dBm)	G_T-L_C (dB)	EIRP (dBm)	EIRP (mW)	Limit (W)
19965	1711.5	22.61	-0.8	21.81	151.71	1
20175	1732.5	22.54	-0.8	21.74	149.28	1
20385	1753.5	22.47	-0.8	21.67	146.89	1

5MHz QPSK						
Channel	Frequency (MHz)	Conducted Power (dBm)	G_T-L_C (dB)	EIRP (dBm)	EIRP (mW)	Limit (W)
19975	1712.5	24.32	-0.8	23.52	224.91	1
20175	1732.5	24.42	-0.8	23.62	230.14	1
20375	1752.5	24.33	-0.8	23.53	225.42	1

5MHz 16QAM						
Channel	Frequency (MHz)	Conducted Power (dBm)	G_T-L_C (dB)	EIRP (dBm)	EIRP (mW)	Limit (W)
19975	1712.5	23.74	-0.8	22.94	196.79	1
20175	1732.5	23.69	-0.8	22.89	194.54	1
20375	1752.5	23.65	-0.8	22.85	192.75	1

5MHz 64QAM						
Channel	Frequency (MHz)	Conducted Power (dBm)	G_T-L_C (dB)	EIRP (dBm)	EIRP (mW)	Limit (W)
19975	1712.5	22.52	-0.8	21.72	148.59	1
20175	1732.5	22.55	-0.8	21.75	149.62	1
20375	1752.5	22.43	-0.8	21.63	145.55	1

10MHz QPSK						
Channel	Frequency (MHz)	Conducted Power (dBm)	G_T-L_C (dB)	EIRP (dBm)	EIRP (mW)	Limit (W)
20000	1715	24.27	-0.8	23.47	222.33	1
20175	1732.5	24.36	-0.8	23.56	226.99	1
20350	1750	24.37	-0.8	23.57	227.51	1

10MHz 16QAM						
Channel	Frequency (MHz)	Conducted Power (dBm)	G_T-L_C (dB)	EIRP (dBm)	EIRP (mW)	Limit (W)
20000	1715	23.62	-0.8	22.82	191.43	1
20175	1732.5	23.58	-0.8	22.78	189.67	1
20350	1750	23.71	-0.8	22.91	195.43	1

10MHz 64QAM						
Channel	Frequency (MHz)	Conducted Power (dBm)	G_T-L_C (dB)	EIRP (dBm)	EIRP (mW)	Limit (W)
20000	1715	22.58	-0.8	21.78	150.66	1
20175	1732.5	22.55	-0.8	21.75	149.62	1
20350	1750	22.55	-0.8	21.75	149.62	1

15MHz QPSK						
Channel	Frequency (MHz)	Conducted Power (dBm)	G_T-L_C (dB)	EIRP (dBm)	EIRP (mW)	Limit (W)
20025	1717.5	24.40	-0.8	23.60	229.09	1
20175	1732.5	24.47	-0.8	23.67	232.81	1
20325	1747.5	24.39	-0.8	23.59	228.56	1

15MHz 16QAM						
Channel	Frequency (MHz)	Conducted Power (dBm)	G_T-L_C (dB)	EIRP (dBm)	EIRP (mW)	Limit (W)
20025	1717.5	23.71	-0.8	22.91	195.43	1
20175	1732.5	23.63	-0.8	22.83	191.87	1
20325	1747.5	23.74	-0.8	22.94	196.79	1

15MHz 64QAM						
Channel	Frequency (MHz)	Conducted Power (dBm)	G_T-L_C (dB)	EIRP (dBm)	EIRP (mW)	Limit (W)
20025	1717.5	22.60	-0.8	21.80	151.36	1
20175	1732.5	22.59	-0.8	21.79	151.01	1
20325	1747.5	22.46	-0.8	21.66	146.55	1

20MHz QPSK						
Channel	Frequency (MHz)	Conducted Power (dBm)	G_T-L_C (dB)	EIRP (dBm)	EIRP (mW)	Limit (W)
20050	1720	24.42	-0.8	23.62	230.14	1
20175	1732.5	24.51	-0.8	23.71	234.96	1
20300	1745	24.45	-0.8	23.65	231.74	1

20MHz 16QAM						
Channel	Frequency (MHz)	Conducted Power (dBm)	G_T-L_C (dB)	EIRP (dBm)	EIRP (mW)	Limit (W)
20050	1720	23.77	-0.8	22.97	198.15	1
20175	1732.5	23.70	-0.8	22.90	194.98	1
20300	1745	23.76	-0.8	22.96	197.70	1

20MHz 64QAM						
Channel	Frequency (MHz)	Conducted Power (dBm)	G_T-L_C (dB)	EIRP (dBm)	EIRP (mW)	Limit (W)
20050	1720	22.66	-0.8	21.86	153.46	1
20175	1732.5	22.64	-0.8	21.84	152.76	1
20300	1745	22.58	-0.8	21.78	150.66	1

LTE BAND 38

5MHz QPSK						
Channel	Frequency (MHz)	Conducted Power (dBm)	G_T-L_C (dB)	EIRP (dBm)	EIRP (mW)	Limit (W)
37775	2572.5	24.68	-1.5	23.18	207.97	2
38000	2595.0	24.67	-1.5	23.17	207.49	2
38225	2617.5	24.52	-1.5	23.02	200.45	2

5MHz 16QAM						
Channel	Frequency (MHz)	Conducted Power (dBm)	G_T-L_C (dB)	EIRP (dBm)	EIRP (mW)	Limit (W)
37775	2572.5	23.62	-1.5	22.12	162.93	2
38000	2595.0	23.74	-1.5	22.24	167.49	2
38225	2617.5	23.59	-1.5	22.09	161.81	2

5MHz 64QAM						
Channel	Frequency (MHz)	Conducted Power (dBm)	G_T-L_C (dB)	EIRP (dBm)	EIRP (mW)	Limit (W)
37775	2572.5	22.14	-1.5	20.64	115.88	2
38000	2595	22.20	-1.5	20.70	117.49	2
38225	2617.5	22.12	-1.5	20.62	115.35	2

10MHz QPSK						
Channel	Frequency (MHz)	Conducted Power (dBm)	G_T-L_C (dB)	EIRP (dBm)	EIRP (mW)	Limit (W)
37800	2575.0	24.61	-1.5	23.11	204.64	2
38000	2595.0	24.63	-1.5	23.13	205.59	2
38200	2615.0	24.52	-1.5	23.02	200.45	2

10MHz 16QAM						
Channel	Frequency (MHz)	Conducted Power (dBm)	G_T-L_C (dB)	EIRP (dBm)	EIRP (mW)	Limit (W)
37800	2575.0	23.74	-1.5	22.24	167.49	2
38000	2595.0	23.72	-1.5	22.22	166.72	2
38200	2615.0	23.59	-1.5	22.09	161.81	2

10MHz 64QAM						
Channel	Frequency (MHz)	Conducted Power (dBm)	G_T-L_C (dB)	EIRP (dBm)	EIRP (mW)	Limit (W)
37800	2575	22.10	-1.5	20.60	114.82	2
38000	2595	22.20	-1.5	20.70	117.49	2
38200	2615	22.05	-1.5	20.55	113.50	2

15MHz QPSK						
Channel	Frequency (MHz)	Conducted Power (dBm)	G_T-L_C (dB)	EIRP (dBm)	EIRP (mW)	Limit (W)
37825	2577.5	24.71	-1.5	23.21	209.41	2
38000	2595.0	24.58	-1.5	23.08	203.24	2
38175	2612.5	24.48	-1.5	22.98	198.61	2

15MHz 16QAM						
Channel	Frequency (MHz)	Conducted Power (dBm)	G_T-L_C (dB)	EIRP (dBm)	EIRP (mW)	Limit (W)
37825	2577.5	23.70	-1.5	22.20	165.96	2
38000	2595.0	23.74	-1.5	22.24	167.49	2
38175	2612.5	23.50	-1.5	22.00	158.49	2

15MHz 64QAM						
Channel	Frequency (MHz)	Conducted Power (dBm)	G_T-L_C (dB)	EIRP (dBm)	EIRP (mW)	Limit (W)
37825	2577.5	22.17	-1.5	20.67	116.68	2
38000	2595	22.19	-1.5	20.69	117.22	2
38175	2612.5	22.14	-1.5	20.64	115.88	2

20MHz QPSK						
Channel	Frequency (MHz)	Conducted Power (dBm)	G_T-L_C (dB)	EIRP (dBm)	EIRP (mW)	Limit (W)
37850	2580.0	24.73	-1.5	23.23	210.38	2
38000	2595.0	24.70	-1.5	23.20	208.93	2
38150	2610.0	24.56	-1.5	23.06	202.30	2

20MHz 16QAM						
Channel	Frequency (MHz)	Conducted Power (dBm)	G_T-L_C (dB)	EIRP (dBm)	EIRP (mW)	Limit (W)
37850	2580.0	23.75	-1.5	22.25	167.88	2
38000	2595.0	23.77	-1.5	22.27	168.66	2
38150	2610.0	23.62	-1.5	22.12	162.93	2

20MHz 64QAM						
Channel	Frequency (MHz)	Conducted Power (dBm)	G_T-L_C (dB)	EIRP (dBm)	EIRP (mW)	Limit (W)
37850	2580	22.24	-1.5	20.74	118.58	2
38000	2595	22.27	-1.5	20.77	119.40	2
38150	2610	22.17	-1.5	20.67	116.68	2

LTE BAND 41

5MHz QPSK						
Channel	Frequency (MHz)	Conducted Power (dBm)	G_T-L_C (dB)	EIRP (dBm)	EIRP (mW)	Limit (W)
39675	2498.5	24.46	-1.4	23.06	202.30	2
40620	2593	24.71	-1.4	23.31	214.29	2
41565	2687.5	24.39	-1.4	22.99	199.07	2

5MHz 16QAM						
Channel	Frequency (MHz)	Conducted Power (dBm)	G_T-L_C (dB)	EIRP (dBm)	EIRP (mW)	Limit (W)
39675	2498.5	23.45	-1.4	22.05	160.32	2
40620	2593	23.64	-1.4	22.24	167.49	2
41565	2687.5	23.33	-1.4	21.93	155.96	2

5MHz 64QAM						
Channel	Frequency (MHz)	Conducted Power (dBm)	G_T-L_C (dB)	EIRP (dBm)	EIRP (mW)	Limit (W)
39675	2498.5	22.04	-1.4	20.64	115.88	2
40620	2593	22.09	-1.4	20.69	117.22	2
41565	2687.5	22.03	-1.4	20.63	115.61	2

10MHz QPSK						
Channel	Frequency (MHz)	Conducted Power (dBm)	G_T-L_C (dB)	EIRP (dBm)	EIRP (mW)	Limit (W)
39700	2501	24.40	-1.4	23.00	199.53	2
40620	2593	24.65	-1.4	23.25	211.35	2
41540	2685	24.29	-1.4	22.89	194.54	2

10MHz 16QAM						
Channel	Frequency (MHz)	Conducted Power (dBm)	G_T-L_C (dB)	EIRP (dBm)	EIRP (mW)	Limit (W)
39700	2501	23.48	-1.4	22.08	161.44	2
40620	2593	23.61	-1.4	22.21	166.34	2
41540	2685	23.26	-1.4	21.86	153.46	2

10MHz 64QAM						
Channel	Frequency (MHz)	Conducted Power (dBm)	G_T-L_C (dB)	EIRP (dBm)	EIRP (mW)	Limit (W)
39700	2501	21.97	-1.4	20.57	114.02	2
40620	2593	22.16	-1.4	20.76	119.12	2
41540	2685	21.95	-1.4	20.55	113.50	2

15MHz QPSK						
Channel	Frequency (MHz)	Conducted Power (dBm)	G_T-L_C (dB)	EIRP (dBm)	EIRP (mW)	Limit (W)
39725	2503.5	24.44	-1.4	23.04	201.37	2
40620	2593	24.75	-1.4	23.35	216.27	2
41515	2682.5	24.32	-1.4	22.92	195.88	2

15MHz 16QAM						
Channel	Frequency (MHz)	Conducted Power (dBm)	G_T-L_C (dB)	EIRP (dBm)	EIRP (mW)	Limit (W)
39725	2503.5	23.47	-1.4	22.07	161.06	2
40620	2593	23.55	-1.4	22.15	164.06	2
41515	2682.5	23.31	-1.4	21.91	155.24	2

15MHz 64QAM						
Channel	Frequency (MHz)	Conducted Power (dBm)	G_T-L_C (dB)	EIRP (dBm)	EIRP (mW)	Limit (W)
39725	2503.5	22.07	-1.4	20.67	116.68	2
40620	2593	22.16	-1.4	20.76	119.12	2
41515	2682.5	21.94	-1.4	20.54	113.24	2

20MHz QPSK						
Channel	Frequency (MHz)	Conducted Power (dBm)	G_T-L_C (dB)	EIRP (dBm)	EIRP (mW)	Limit (W)
39750	2506	24.50	-1.4	23.10	204.17	2
40620	2593	24.76	-1.4	23.36	216.77	2
41490	2680	24.42	-1.4	23.02	200.45	2

20MHz 16QAM						
Channel	Frequency (MHz)	Conducted Power (dBm)	G_T-L_C (dB)	EIRP (dBm)	EIRP (mW)	Limit (W)
39750	2506	23.51	-1.4	22.11	162.55	2
40620	2593	23.70	-1.4	22.30	169.82	2
41490	2680	23.36	-1.4	21.96	157.04	2

20 MHz 64QAM						
Channel	Frequency (MHz)	Conducted Power (dBm)	G_T-L_C (dB)	EIRP (dBm)	EIRP (mW)	Limit (W)
39750	2506	22.09	-1.4	20.69	117.22	2
40620	2593	22.23	-1.4	20.83	121.06	2
41490	2680	22.08	-1.4	20.68	116.95	2

LTE BAND 66						
1.4MHz QPSK						
Channel	Frequency (MHz)	Conducted Power (dBm)	G_T-L_C (dB)	EIRP (dBm)	EIRP (mW)	Limit (W)
131979	1710.7	24.56	-0.8	23.76	237.68	1
132322	1745	24.55	-0.8	23.75	237.14	1
132665	1779.3	24.57	-0.8	23.77	238.23	1

1.4MHz 16QAM						
Channel	Frequency (MHz)	Conducted Power (dBm)	G_T-L_C (dB)	EIRP (dBm)	EIRP (mW)	Limit (W)
131979	1710.7	24.01	-0.8	23.21	209.41	1
132322	1745	23.91	-0.8	23.11	204.64	1
132665	1779.3	24.04	-0.8	23.24	210.86	1

1.4MHz 64QAM						
Channel	Frequency (MHz)	Conducted Power (dBm)	G_T-L_C (dB)	EIRP (dBm)	EIRP (mW)	Limit (W)
131979	1710.7	22.88	-0.8	22.08	161.44	1
132322	1745	22.88	-0.8	22.08	161.44	1
132665	1779.3	23.00	-0.8	22.20	165.96	1

3MHz QPSK						
Channel	Frequency (MHz)	Conducted Power (dBm)	G_T-L_C (dB)	EIRP (dBm)	EIRP (mW)	Limit (W)
131987	1711.5	24.45	-0.8	23.65	231.74	1
132322	1745	24.44	-0.8	23.64	231.21	1
132657	1778.5	24.47	-0.8	23.67	232.81	1

3MHz 16QAM						
Channel	Frequency (MHz)	Conducted Power (dBm)	G_T-L_C (dB)	EIRP (dBm)	EIRP (mW)	Limit (W)
131987	1711.5	23.62	-0.8	22.82	191.43	1
132322	1745	23.63	-0.8	22.83	191.87	1
132657	1778.5	23.87	-0.8	23.07	202.77	1

3MHz 64QAM						
Channel	Frequency (MHz)	Conducted Power (dBm)	G_T-L_C (dB)	EIRP (dBm)	EIRP (mW)	Limit (W)
131987	1711.5	22.78	-0.8	21.98	157.76	1
132322	1745	22.59	-0.8	21.79	151.01	1
132657	1778.5	22.72	-0.8	21.92	155.60	1

5MHz QPSK						
Channel	Frequency (MHz)	Conducted Power (dBm)	G_T-L_C (dB)	EIRP (dBm)	EIRP (mW)	Limit (W)
131997	1712.5	24.47	-0.8	23.67	232.81	1
132322	1745	24.36	-0.8	23.56	226.99	1
132647	1777.5	24.51	-0.8	23.71	234.96	1

5MHz 16QAM						
Channel	Frequency (MHz)	Conducted Power (dBm)	G_T-L_C (dB)	EIRP (dBm)	EIRP (mW)	Limit (W)
131997	1712.5	23.61	-0.8	22.81	190.99	1
132322	1745	23.67	-0.8	22.87	193.64	1
132647	1777.5	23.76	-0.8	22.96	197.70	1

5MHz 64QAM						
Channel	Frequency (MHz)	Conducted Power (dBm)	G_T-L_C (dB)	EIRP (dBm)	EIRP (mW)	Limit (W)
131997	1712.5	22.65	-0.8	21.85	153.11	1
132322	1745	22.62	-0.8	21.82	152.05	1
132647	1777.5	22.71	-0.8	21.91	155.24	1

10MHz QPSK						
Channel	Frequency (MHz)	Conducted Power (dBm)	G_T-L_C (dB)	EIRP (dBm)	EIRP (mW)	Limit (W)
132022	1715	24.48	-0.8	23.68	233.35	1
132322	1745	24.44	-0.8	23.64	231.21	1
132622	1775	24.53	-0.8	23.73	236.05	1

10MHz 16QAM						
Channel	Frequency (MHz)	Conducted Power (dBm)	G_T-L_C (dB)	EIRP (dBm)	EIRP (mW)	Limit (W)
132022	1715	23.64	-0.8	22.84	192.31	1
132322	1745	23.57	-0.8	22.77	189.23	1
132622	1775	23.89	-0.8	23.09	203.70	1

10MHz 64QAM						
Channel	Frequency (MHz)	Conducted Power (dBm)	G_T-L_C (dB)	EIRP (dBm)	EIRP (mW)	Limit (W)
132022	1715	22.70	-0.8	21.90	154.88	1
132322	1745	22.60	-0.8	21.80	151.36	1
132622	1775	22.66	-0.8	21.86	153.46	1

15MHz QPSK						
Channel	Frequency (MHz)	Conducted Power (dBm)	G_T-L_C (dB)	EIRP (dBm)	EIRP (mW)	Limit (W)
132047	1717.5	24.44	-0.8	23.64	231.21	1
132322	1745	24.35	-0.8	23.55	226.46	1
132597	1772.5	24.53	-0.8	23.73	236.05	1

15MHz 16QAM						
Channel	Frequency (MHz)	Conducted Power (dBm)	G_T-L_C (dB)	EIRP (dBm)	EIRP (mW)	Limit (W)
132047	1717.5	23.62	-0.8	22.82	191.43	1
132322	1745	23.64	-0.8	22.84	192.31	1
132597	1772.5	23.79	-0.8	22.99	199.07	1

15MHz 64QAM						
Channel	Frequency (MHz)	Conducted Power (dBm)	G_T-L_C (dB)	EIRP (dBm)	EIRP (mW)	Limit (W)
132047	1717.5	22.77	-0.8	21.97	157.40	1
132322	1745	22.65	-0.8	21.85	153.11	1
132597	1772.5	22.74	-0.8	21.94	156.31	1

20MHz QPSK						
Channel	Frequency (MHz)	Conducted Power (dBm)	G_T-L_C (dB)	EIRP (dBm)	EIRP (mW)	Limit (W)
132072	1720	24.53	-0.8	23.73	236.05	1
132322	1745	24.49	-0.8	23.69	233.88	1
132572	1770	24.60	-0.8	23.80	239.88	1

20MHz 16QAM						
Channel	Frequency (MHz)	Conducted Power (dBm)	G_T-L_C (dB)	EIRP (dBm)	EIRP (mW)	Limit (W)
132072	1720	23.76	-0.8	22.96	197.70	1
132322	1745	23.71	-0.8	22.91	195.43	1
132572	1770	23.91	-0.8	23.11	204.64	1

20MHz 64QAM						
Channel	Frequency (MHz)	Conducted Power (dBm)	G_T-L_C (dB)	EIRP (dBm)	EIRP (mW)	Limit (W)
132072	1720	22.80	-0.8	22.00	158.49	1
132322	1745	22.71	-0.8	21.91	155.24	1
132572	1770	22.81	-0.8	22.01	158.85	1

REMARKS: ERP Output Power (dBm) = EIRP (dBm) -2.15(dB).

ANT4:

LTE BAND 4						
1.4MHz QPSK						
Channel	Frequency (MHz)	Conducted Power (dBm)	G_T-L_C (dB)	EIRP (dBm)	EIRP (mW)	Limit (W)
19957	1710.7	24.32	0.4	24.72	296.48	1
20175	1732.5	24.35	0.4	24.75	298.54	1
20393	1754.3	24.24	0.4	24.64	291.07	1

1.4MHz 16QAM						
Channel	Frequency (MHz)	Conducted Power (dBm)	G_T-L_C (dB)	EIRP (dBm)	EIRP (mW)	Limit (W)
19957	1710.7	23.55	0.4	23.95	248.31	1
20175	1732.5	23.74	0.4	24.14	259.42	1
20393	1754.3	23.69	0.4	24.09	256.45	1

1.4MHz 64QAM						
Channel	Frequency (MHz)	Conducted Power (dBm)	G_T-L_C (dB)	EIRP (dBm)	EIRP (mW)	Limit (W)
19957	1710.7	22.58	0.4	22.98	198.61	1
20175	1732.5	22.68	0.4	23.08	203.24	1
20393	1754.3	22.44	0.4	22.84	192.31	1

3MHz QPSK						
Channel	Frequency (MHz)	Conducted Power (dBm)	G_T-L_C (dB)	EIRP (dBm)	EIRP (mW)	Limit (W)
19965	1711.5	24.27	0.4	24.67	293.09	1
20175	1732.5	24.30	0.4	24.70	295.12	1
20385	1753.5	24.34	0.4	24.74	297.85	1

3MHz 16QAM						
Channel	Frequency (MHz)	Conducted Power (dBm)	G_T-L_C (dB)	EIRP (dBm)	EIRP (mW)	Limit (W)
19965	1711.5	23.53	0.4	23.93	247.17	1
20175	1732.5	23.76	0.4	24.16	260.62	1
20385	1753.5	23.68	0.4	24.08	255.86	1

3MHz 64QAM						
Channel	Frequency (MHz)	Conducted Power (dBm)	G_T-L_C (dB)	EIRP (dBm)	EIRP (mW)	Limit (W)
19965	1711.5	22.48	0.4	22.88	194.09	1
20175	1732.5	22.62	0.4	23.02	200.45	1
20385	1753.5	22.41	0.4	22.81	190.99	1

5MHz QPSK						
Channel	Frequency (MHz)	Conducted Power (dBm)	G_T-L_C (dB)	EIRP (dBm)	EIRP (mW)	Limit (W)
19975	1712.5	24.22	0.4	24.62	289.73	1
20175	1732.5	24.33	0.4	24.73	297.17	1
20375	1752.5	24.32	0.4	24.72	296.48	1

5MHz 16QAM						
Channel	Frequency (MHz)	Conducted Power (dBm)	G_T-L_C (dB)	EIRP (dBm)	EIRP (mW)	Limit (W)
19975	1712.5	23.47	0.4	23.87	243.78	1
20175	1732.5	23.70	0.4	24.10	257.04	1
20375	1752.5	23.64	0.4	24.04	253.51	1

5MHz 64QAM						
Channel	Frequency (MHz)	Conducted Power (dBm)	G_T-L_C (dB)	EIRP (dBm)	EIRP (mW)	Limit (W)
19975	1712.5	22.47	0.4	22.87	193.64	1
20175	1732.5	22.56	0.4	22.96	197.70	1
20375	1752.5	22.52	0.4	22.92	195.88	1

10MHz QPSK						
Channel	Frequency (MHz)	Conducted Power (dBm)	G_T-L_C (dB)	EIRP (dBm)	EIRP (mW)	Limit (W)
20000	1715	24.26	0.4	24.66	292.42	1
20175	1732.5	24.38	0.4	24.78	300.61	1
20350	1750	24.31	0.4	24.71	295.80	1

10MHz 16QAM						
Channel	Frequency (MHz)	Conducted Power (dBm)	G_T-L_C (dB)	EIRP (dBm)	EIRP (mW)	Limit (W)
20000	1715	23.48	0.4	23.88	244.34	1
20175	1732.5	23.75	0.4	24.15	260.02	1
20350	1750	23.59	0.4	23.99	250.61	1

10MHz 64QAM						
Channel	Frequency (MHz)	Conducted Power (dBm)	G_T-L_C (dB)	EIRP (dBm)	EIRP (mW)	Limit (W)
20000	1715	22.51	0.4	22.91	195.43	1
20175	1732.5	22.57	0.4	22.97	198.15	1
20350	1750	22.41	0.4	22.81	190.99	1

15MHz QPSK						
Channel	Frequency (MHz)	Conducted Power (dBm)	G_T-L_C (dB)	EIRP (dBm)	EIRP (mW)	Limit (W)
20025	1717.5	24.19	0.4	24.59	287.74	1
20175	1732.5	24.24	0.4	24.64	291.07	1
20325	1747.5	24.31	0.4	24.71	295.80	1

15MHz 16QAM						
Channel	Frequency (MHz)	Conducted Power (dBm)	G_T-L_C (dB)	EIRP (dBm)	EIRP (mW)	Limit (W)
20025	1717.5	23.54	0.4	23.94	247.74	1
20175	1732.5	23.70	0.4	24.10	257.04	1
20325	1747.5	23.71	0.4	24.11	257.63	1

15MHz 64QAM						
Channel	Frequency (MHz)	Conducted Power (dBm)	G_T-L_C (dB)	EIRP (dBm)	EIRP (mW)	Limit (W)
20025	1717.5	22.59	0.4	22.99	199.07	1
20175	1732.5	22.60	0.4	23.00	199.53	1
20325	1747.5	22.40	0.4	22.80	190.55	1

20MHz QPSK						
Channel	Frequency (MHz)	Conducted Power (dBm)	G_T-L_C (dB)	EIRP (dBm)	EIRP (mW)	Limit (W)
20050	1720	24.30	0.4	24.70	295.12	1
20175	1732.5	24.39	0.4	24.79	301.30	1
20300	1745	24.36	0.4	24.76	299.23	1

20MHz 16QAM						
Channel	Frequency (MHz)	Conducted Power (dBm)	G_T-L_C (dB)	EIRP (dBm)	EIRP (mW)	Limit (W)
20050	1720	23.60	0.4	24.00	251.19	1
20175	1732.5	23.79	0.4	24.19	262.42	1
20300	1745	23.73	0.4	24.13	258.82	1

20MHz 64QAM						
Channel	Frequency (MHz)	Conducted Power (dBm)	G_T-L_C (dB)	EIRP (dBm)	EIRP (mW)	Limit (W)
20050	1720	22.60	0.4	23.00	199.53	1
20175	1732.5	22.71	0.4	23.11	204.64	1
20300	1745	22.54	0.4	22.94	196.79	1

LTE BAND 38

5MHz QPSK						
Channel	Frequency (MHz)	Conducted Power (dBm)	G_T-L_C (dB)	EIRP (dBm)	EIRP (mW)	Limit (W)
37775	2572.5	24.55	-0.6	23.95	248.31	2
38000	2595.0	24.48	-0.6	23.88	244.34	2
38225	2617.5	24.42	-0.6	23.82	240.99	2

5MHz 16QAM						
Channel	Frequency (MHz)	Conducted Power (dBm)	G_T-L_C (dB)	EIRP (dBm)	EIRP (mW)	Limit (W)
37775	2572.5	23.54	-0.6	22.94	196.79	2
38000	2595.0	23.60	-0.6	23.00	199.53	2
38225	2617.5	23.44	-0.6	22.84	192.31	2

5MHz 64QAM						
Channel	Frequency (MHz)	Conducted Power (dBm)	G_T-L_C (dB)	EIRP (dBm)	EIRP (mW)	Limit (W)
37775	2572.5	22.16	-0.6	21.56	143.22	2
38000	2595	22.20	-0.6	21.60	144.54	2
38225	2617.5	22.18	-0.6	21.58	143.88	2

10MHz QPSK						
Channel	Frequency (MHz)	Conducted Power (dBm)	G_T-L_C (dB)	EIRP (dBm)	EIRP (mW)	Limit (W)
37800	2575.0	24.54	-0.6	23.94	247.74	2
38000	2595.0	24.52	-0.6	23.92	246.60	2
38200	2615.0	24.43	-0.6	23.83	241.55	2

10MHz 16QAM						
Channel	Frequency (MHz)	Conducted Power (dBm)	G_T-L_C (dB)	EIRP (dBm)	EIRP (mW)	Limit (W)
37800	2575.0	23.54	-0.6	22.94	196.79	2
38000	2595.0	23.49	-0.6	22.89	194.54	2
38200	2615.0	23.43	-0.6	22.83	191.87	2

10MHz 64QAM						
Channel	Frequency (MHz)	Conducted Power (dBm)	G_T-L_C (dB)	EIRP (dBm)	EIRP (mW)	Limit (W)
37800	2575	22.11	-0.6	21.51	141.58	2
38000	2595	22.17	-0.6	21.57	143.55	2
38200	2615	22.19	-0.6	21.59	144.21	2

15MHz QPSK						
Channel	Frequency (MHz)	Conducted Power (dBm)	G_T-L_C (dB)	EIRP (dBm)	EIRP (mW)	Limit (W)
37825	2577.5	24.47	-0.6	23.87	243.78	2
38000	2595.0	24.49	-0.6	23.89	244.91	2
38175	2612.5	24.37	-0.6	23.77	238.23	2

15MHz 16QAM						
Channel	Frequency (MHz)	Conducted Power (dBm)	G_T-L_C (dB)	EIRP (dBm)	EIRP (mW)	Limit (W)
37825	2577.5	23.42	-0.6	22.82	191.43	2
38000	2595.0	23.50	-0.6	22.90	194.98	2
38175	2612.5	23.43	-0.6	22.83	191.87	2

15MHz 64QAM						
Channel	Frequency (MHz)	Conducted Power (dBm)	G_T-L_C (dB)	EIRP (dBm)	EIRP (mW)	Limit (W)
37825	2577.5	22.09	-0.6	21.49	140.93	2
38000	2595	22.22	-0.6	21.62	145.21	2
38175	2612.5	22.10	-0.6	21.50	141.25	2

20MHz QPSK						
Channel	Frequency (MHz)	Conducted Power (dBm)	G_T-L_C (dB)	EIRP (dBm)	EIRP (mW)	Limit (W)
37850	2580.0	24.58	-0.6	23.98	250.03	2
38000	2595.0	24.62	-0.6	24.02	252.35	2
38150	2610.0	24.51	-0.6	23.91	246.04	2

20MHz 16QAM						
Channel	Frequency (MHz)	Conducted Power (dBm)	G_T-L_C (dB)	EIRP (dBm)	EIRP (mW)	Limit (W)
37850	2580.0	23.56	-0.6	22.96	197.70	2
38000	2595.0	23.61	-0.6	23.01	199.99	2
38150	2610.0	23.58	-0.6	22.98	198.61	2

20MHz 64QAM						
Channel	Frequency (MHz)	Conducted Power (dBm)	G_T-L_C (dB)	EIRP (dBm)	EIRP (mW)	Limit (W)
37850	2580	22.19	-0.6	21.59	144.21	2
38000	2595	22.26	-0.6	21.66	146.55	2
38150	2610	22.20	-0.6	21.60	144.54	2

LTE BAND 41

5MHz QPSK						
Channel	Frequency (MHz)	Conducted Power (dBm)	G_T-L_C (dB)	EIRP (dBm)	EIRP (mW)	Limit (W)
39675	2498.5	24.30	-0.6	23.70	234.42	2
40620	2593	24.28	-0.6	23.68	233.35	2
41565	2687.5	24.13	-0.6	23.53	225.42	2

5MHz 16QAM						
Channel	Frequency (MHz)	Conducted Power (dBm)	G_T-L_C (dB)	EIRP (dBm)	EIRP (mW)	Limit (W)
39675	2498.5	23.24	-0.6	22.64	183.65	2
40620	2593	23.41	-0.6	22.81	190.99	2
41565	2687.5	23.15	-0.6	22.55	179.89	2

5MHz 64QAM						
Channel	Frequency (MHz)	Conducted Power (dBm)	G_T-L_C (dB)	EIRP (dBm)	EIRP (mW)	Limit (W)
39675	2498.5	21.95	-0.6	21.35	136.46	2
40620	2593	21.85	-0.6	21.25	133.35	2
41565	2687.5	22.29	-0.6	21.69	147.57	2

10MHz QPSK						
Channel	Frequency (MHz)	Conducted Power (dBm)	G_T-L_C (dB)	EIRP (dBm)	EIRP (mW)	Limit (W)
39700	2501	24.30	-0.6	23.70	234.42	2
40620	2593	24.30	-0.6	23.70	234.42	2
41540	2685	24.10	-0.6	23.50	223.87	2

10MHz 16QAM						
Channel	Frequency (MHz)	Conducted Power (dBm)	G_T-L_C (dB)	EIRP (dBm)	EIRP (mW)	Limit (W)
39700	2501	23.34	-0.6	22.74	187.93	2
40620	2593	23.44	-0.6	22.84	192.31	2
41540	2685	23.18	-0.6	22.58	181.13	2

10MHz 64QAM						
Channel	Frequency (MHz)	Conducted Power (dBm)	G_T-L_C (dB)	EIRP (dBm)	EIRP (mW)	Limit (W)
39700	2501	21.98	-0.6	21.38	137.40	2
40620	2593	21.82	-0.6	21.22	132.43	2
41540	2685	22.33	-0.6	21.73	148.94	2

15MHz QPSK						
Channel	Frequency (MHz)	Conducted Power (dBm)	G_T-L_C (dB)	EIRP (dBm)	EIRP (mW)	Limit (W)
39725	2503.5	24.27	-0.6	23.67	232.81	2
40620	2593	24.31	-0.6	23.71	234.96	2
41515	2682.5	24.17	-0.6	23.57	227.51	2

15MHz 16QAM						
Channel	Frequency (MHz)	Conducted Power (dBm)	G_T-L_C (dB)	EIRP (dBm)	EIRP (mW)	Limit (W)
39725	2503.5	23.22	-0.6	22.62	182.81	2
40620	2593	23.34	-0.6	22.74	187.93	2
41515	2682.5	23.11	-0.6	22.51	178.24	2

15MHz 64QAM						
Channel	Frequency (MHz)	Conducted Power (dBm)	G_T-L_C (dB)	EIRP (dBm)	EIRP (mW)	Limit (W)
39725	2503.5	22.03	-0.6	21.43	139.00	2
40620	2593	21.96	-0.6	21.36	136.77	2
41515	2682.5	22.35	-0.6	21.75	149.62	2

20MHz QPSK						
Channel	Frequency (MHz)	Conducted Power (dBm)	G_T-L_C (dB)	EIRP (dBm)	EIRP (mW)	Limit (W)
39750	2506	24.31	-0.6	23.71	234.96	2
40620	2593	24.42	-0.6	23.82	240.99	2
41490	2680	24.20	-0.6	23.60	229.09	2

20MHz 16QAM						
Channel	Frequency (MHz)	Conducted Power (dBm)	G_T-L_C (dB)	EIRP (dBm)	EIRP (mW)	Limit (W)
39750	2506	23.36	-0.6	22.76	188.80	2
40620	2593	23.48	-0.6	22.88	194.09	2
41490	2680	23.22	-0.6	22.62	182.81	2

20 MHz 64QAM						
Channel	Frequency (MHz)	Conducted Power (dBm)	G_T-L_C (dB)	EIRP (dBm)	EIRP (mW)	Limit (W)
39750	2506	22.04	-0.6	21.44	139.32	2
40620	2593	21.97	-0.6	21.37	137.09	2
41490	2680	22.38	-0.6	21.78	150.66	2

LTE BAND 66						
1.4MHz QPSK						
Channel	Frequency (MHz)	Conducted Power (dBm)	G_T-L_C (dB)	EIRP (dBm)	EIRP (mW)	Limit (W)
131979	1710.7	24.31	0.4	24.71	295.80	1
132322	1745	24.41	0.4	24.81	302.69	1
132665	1779.3	24.34	0.4	24.74	297.85	1

1.4MHz 16QAM						
Channel	Frequency (MHz)	Conducted Power (dBm)	G_T-L_C (dB)	EIRP (dBm)	EIRP (mW)	Limit (W)
131979	1710.7	23.60	0.4	24.00	251.19	1
132322	1745	23.62	0.4	24.02	252.35	1
132665	1779.3	23.76	0.4	24.16	260.62	1

1.4MHz 64QAM						
Channel	Frequency (MHz)	Conducted Power (dBm)	G_T-L_C (dB)	EIRP (dBm)	EIRP (mW)	Limit (W)
131979	1710.7	22.67	0.4	23.07	202.77	1
132322	1745	22.48	0.4	22.88	194.09	1
132665	1779.3	22.61	0.4	23.01	199.99	1

3MHz QPSK						
Channel	Frequency (MHz)	Conducted Power (dBm)	G_T-L_C (dB)	EIRP (dBm)	EIRP (mW)	Limit (W)
131987	1711.5	24.22	0.4	24.62	289.73	1
132322	1745	24.31	0.4	24.71	295.80	1
132657	1778.5	24.29	0.4	24.69	294.44	1

3MHz 16QAM						
Channel	Frequency (MHz)	Conducted Power (dBm)	G_T-L_C (dB)	EIRP (dBm)	EIRP (mW)	Limit (W)
131987	1711.5	23.57	0.4	23.97	249.46	1
132322	1745	23.59	0.4	23.99	250.61	1
132657	1778.5	23.69	0.4	24.09	256.45	1

3MHz 64QAM						
Channel	Frequency (MHz)	Conducted Power (dBm)	G_T-L_C (dB)	EIRP (dBm)	EIRP (mW)	Limit (W)
131987	1711.5	22.46	0.4	22.86	193.20	1
132322	1745	22.58	0.4	22.98	198.61	1
132657	1778.5	22.48	0.4	22.88	194.09	1

5MHz QPSK						
Channel	Frequency (MHz)	Conducted Power (dBm)	G_T-L_C (dB)	EIRP (dBm)	EIRP (mW)	Limit (W)
131997	1712.5	24.25	0.4	24.65	291.74	1
132322	1745	24.27	0.4	24.67	293.09	1
132647	1777.5	24.32	0.4	24.72	296.48	1

5MHz 16QAM						
Channel	Frequency (MHz)	Conducted Power (dBm)	G_T-L_C (dB)	EIRP (dBm)	EIRP (mW)	Limit (W)
131997	1712.5	23.69	0.4	24.09	256.45	1
132322	1745	23.61	0.4	24.01	251.77	1
132647	1777.5	23.73	0.4	24.13	258.82	1

5MHz 64QAM						
Channel	Frequency (MHz)	Conducted Power (dBm)	G_T-L_C (dB)	EIRP (dBm)	EIRP (mW)	Limit (W)
131997	1712.5	22.51	0.4	22.91	195.43	1
132322	1745	22.55	0.4	22.95	197.24	1
132647	1777.5	22.57	0.4	22.97	198.15	1

10MHz QPSK						
Channel	Frequency (MHz)	Conducted Power (dBm)	G_T-L_C (dB)	EIRP (dBm)	EIRP (mW)	Limit (W)
132022	1715	24.29	0.4	24.69	294.44	1
132322	1745	24.32	0.4	24.72	296.48	1
132622	1775	24.39	0.4	24.79	301.30	1

10MHz 16QAM						
Channel	Frequency (MHz)	Conducted Power (dBm)	G_T-L_C (dB)	EIRP (dBm)	EIRP (mW)	Limit (W)
132022	1715	23.68	0.4	24.08	255.86	1
132322	1745	23.57	0.4	23.97	249.46	1
132622	1775	23.73	0.4	24.13	258.82	1

10MHz 64QAM						
Channel	Frequency (MHz)	Conducted Power (dBm)	G_T-L_C (dB)	EIRP (dBm)	EIRP (mW)	Limit (W)
132022	1715	22.56	0.4	22.96	197.70	1
132322	1745	22.47	0.4	22.87	193.64	1
132622	1775	22.49	0.4	22.89	194.54	1

15MHz QPSK						
Channel	Frequency (MHz)	Conducted Power (dBm)	G_T-L_C (dB)	EIRP (dBm)	EIRP (mW)	Limit (W)
132047	1717.5	24.27	0.4	24.67	293.09	1
132322	1745	24.33	0.4	24.73	297.17	1
132597	1772.5	24.32	0.4	24.72	296.48	1

15MHz 16QAM						
Channel	Frequency (MHz)	Conducted Power (dBm)	G_T-L_C (dB)	EIRP (dBm)	EIRP (mW)	Limit (W)
132047	1717.5	23.56	0.4	23.96	248.89	1
132322	1745	23.54	0.4	23.94	247.74	1
132597	1772.5	23.71	0.4	24.11	257.63	1

15MHz 64QAM						
Channel	Frequency (MHz)	Conducted Power (dBm)	G_T-L_C (dB)	EIRP (dBm)	EIRP (mW)	Limit (W)
132047	1717.5	22.56	0.4	22.96	197.70	1
132322	1745	22.49	0.4	22.89	194.54	1
132597	1772.5	22.52	0.4	22.92	195.88	1

20MHz QPSK						
Channel	Frequency (MHz)	Conducted Power (dBm)	G_T-L_C (dB)	EIRP (dBm)	EIRP (mW)	Limit (W)
132072	1720	24.30	0.4	24.70	295.12	1
132322	1745	24.35	0.4	24.75	298.54	1
132572	1770	24.43	0.4	24.83	304.09	1

20MHz 16QAM						
Channel	Frequency (MHz)	Conducted Power (dBm)	G_T-L_C (dB)	EIRP (dBm)	EIRP (mW)	Limit (W)
132072	1720	23.70	0.4	24.10	257.04	1
132322	1745	23.67	0.4	24.07	255.27	1
132572	1770	23.74	0.4	24.14	259.42	1

20MHz 64QAM						
Channel	Frequency (MHz)	Conducted Power (dBm)	G_T-L_C (dB)	EIRP (dBm)	EIRP (mW)	Limit (W)
132072	1720	22.57	0.4	22.97	198.15	1
132322	1745	22.62	0.4	23.02	200.45	1
132572	1770	22.61	0.4	23.01	199.99	1

REMARKS: ERP Output Power (dBm) = EIRP (dBm) -2.15(dB).

3.2 FREQUENCY STABILITY MEASUREMENT

3.2.1 LIMITS OF FREQUENCY STABILIITY MEASUREMENT

The frequency stability shall be sufficient to ensure that the fundamental emissions stay within the authorized bands of operation.

3.2.2 TEST PROCEDURE

a. Device is placed at the oven room. The oven room could control the temperatures and humidity. Power warm up is at least 15 min and power applied should perform before recording frequency error.
b. EUT is connected the external power supply to control the DC input power. The test voltage range is from minimum to maximum working voltage. Each step shall be record the frequency error rate.
c. The temperature range step is 10 degrees in this test items. All temperature levels shall be hold the ±0.5℃ during the measurement testing. The each temperature step shall be at least 0.5 hours, consider the EUT could be test under the stability condition.

NOTE: The frequency error was recorded frequency error from the communication simulator.

3.2.3 TEST SETUP

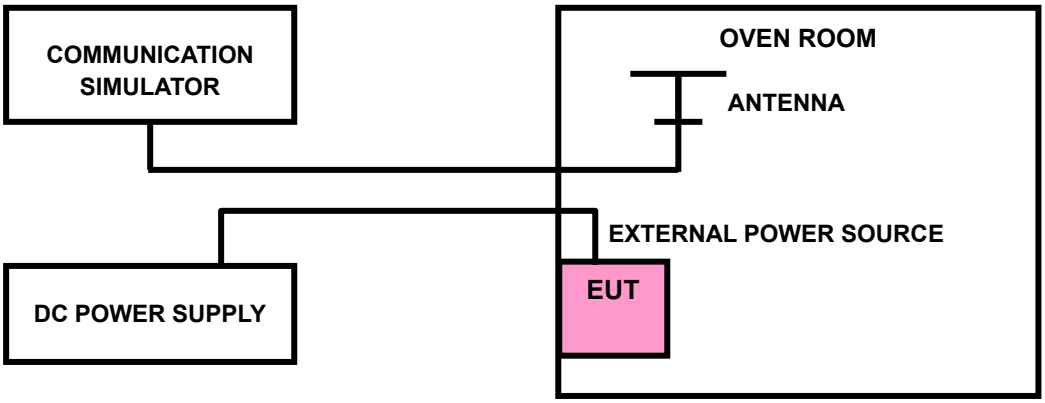

3.2.4 TEST RESULTS

Please Refer to Appendix Of this test report.

Note: VL = Low voltage(3.71V); VN/NV = Normal voltage(3.91V); VH = High voltage(4.3V);

NT = Normal temperature (25℃)

3.3 OCCUPIED BANDWIDTH MEASUREMENT

3.3.1 LIMITS OF OCCUPIED BANDWIDTH MEASUREMENT

The width of a frequency band such that, below the lower and above the upper frequency limits, the mean powers emitted are each equal to a specified percentage 0.5 %of the total mean power of a given emission.

3.3.2 TEST SETUP

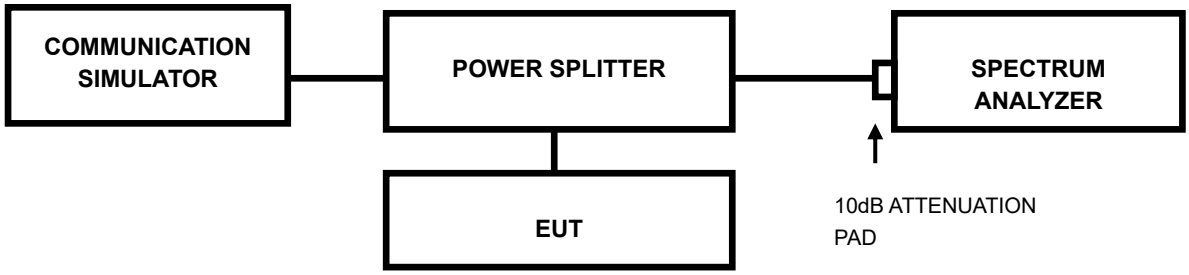

3.3.3 TEST PROCEDURES

a. The conducted occupied bandwidth used the power splitter via EUT RF power connector between simulation base station and spectrum analyzer.
b. Use OBW measurement function of Spectrum analyzer to measure 99 % occupied bandwidth.

3.3.4 TEST RESULTS

Please Refer to Appendix Of this test report.

3.4 BAND EDGE MEASUREMENT

3.4.1 LIMITS OF BAND EDGE MEASUREMENT

According to FCC Part 27.53(h) specified that For operations in the 1710-1755 MHz band, the power of any emission outside a licensee's frequency band(s) of operation shall be attenuated below the transmitter power (P) within the licensed band(s) of operation, measured in watts, by at least 43 + 10 log (P) dB. However, in the 1 megahertz bands immediately outside and adjacent to the licensee's frequency block, a resolution bandwidth of at least one percent of the emission bandwidth of the fundamental emission of the transmitter may be employed.

According to FCC Part 27.53(m)(4) specified that For mobile digital stations, the attenuation factor shall be not less than 40 + 10 log (P) dB on all frequencies between the channel edge and 5 megahertz from the channel edge, 43 + 10 log (P) dB on all frequencies between 5 megahertz and X megahertz from the channel edge, and 55 + 10 log (P) dB on all frequencies more than X megahertz from the channel edge, where X is the greater of 6 megahertz or the actual emission bandwidth as defined in paragraph (m)(6) of this section. In addition, the attenuation factor shall not be less that 43 + 10 log (P) dB on all frequencies between 2490.5 MHz and 2496 MHz and 55 + 10 log (P) dB at or below 2490.5 MHz. Mobile Satellite Service licensees operating on frequencies below 2495 MHz may also submit a documented interference complaint against BRS licensees operating on channel BRS Channel 1 on the same terms and conditions as adjacent channel BRS or EBS licensees. For mobile digital stations, in the 1 megahertz bands immediately outside and adjacent to the frequency block a resolution bandwidth of at least two percent may be employed.

3.4.2 TEST SETUP

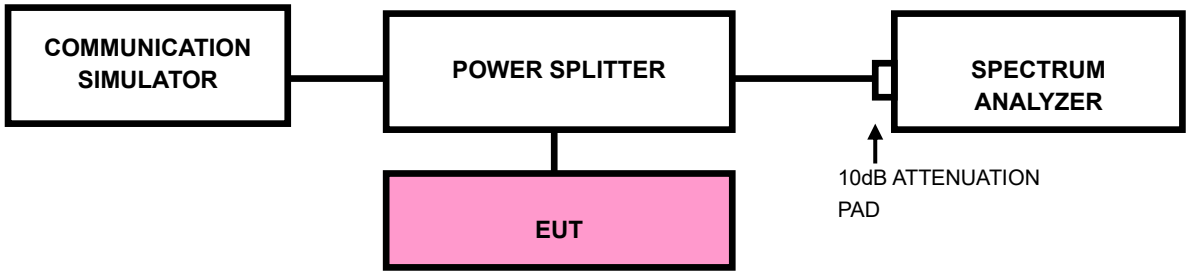

3.4.3 TEST PROCEDURES

a) Connect the transmitter to the spectrum analyzer via coaxial cable while ensuring proper impedance matching.

b) Tune the analyzer to the nominal center frequency of the emission bandwidth (EBW).

c) Set the resolution bandwidth (RBW) ≧ 1% EBW in the 1MHz band immediately outside and adjacent to the band edge.

d) Beyond the 1MHz band from the band edge, RBW=1MHz was used.

e) Set the video bandwidth (VBW) to ≧3 x RBW.

f) Select the average power (RMS) display detector.

g) Set the number of measurement points to ≧ 1001.

h) Use auto-coupled sweep time.

i) Perform the measurement over an interval of time when the transmission is continuous and at its maximum power level.

j) The RF fundamental frequency should be excluded against the limit line in the operating frequency band and use RBW is 10KHz or 100KHz.

k) Record the max trace plot into the test report.

3.4.4 TEST RESULTS

Please Refer to Appendix Of this test report.

3.5 CONDUCTED SPURIOUS EMISSIONS

3.5.1 LIMITS OF CONDUCTED SPURIOUS EMISSIONS MEASUREMENT

For LTE Band4/66
The power of any emission outside of the authorized operating frequency ranges must be attenuated below the transmitting power (P) by a factor of at least 43 + 10 log(P) dB. The emission limit is equal to –13dBm.

For LTE Band38/41

The power of any emission outside a licensee's frequency block shall be attenuated below the transmitter power (P) by at least 55 +10 log10(P) dB. The limit of emission is equal to -25dBm.

3.5.2 TEST PROCEDURE

a. The EUT makes a phone call to the communication simulator. All measurements were done at low, middle and high operational frequency range.

b. Measuring frequency range is from 9kHz up to a frequency including its 10th harmonic. 10dB attenuation pad is connected with spectrum. RBW=1MHz and VBW=3MHz is used for conducted emission measurement.

3.5.3 TEST SETUP

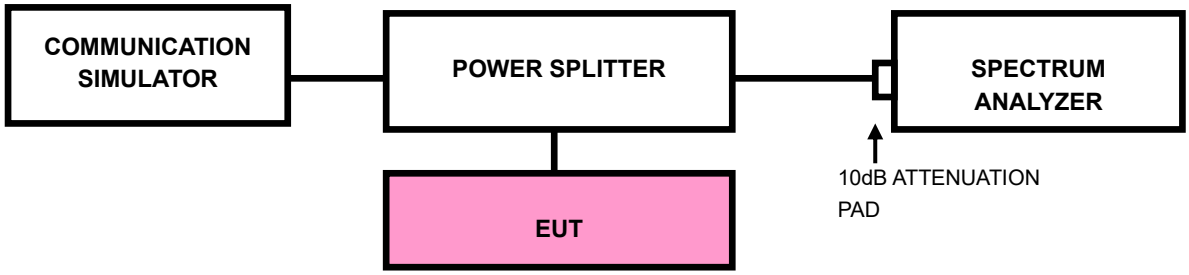

3.5.4 TEST RESULTS

NOTE：The 9K~30MHz amplitude of spurious emissions attenuated more than 20 dB below the permissible value is not required in the report.

Please Refer to Appendix Of this test report.

3.6 RADIATED EMISSION MEASUREMENT

3.6.1 LIMITS OF RADIATED EMISSION MEASUREMENT

For LTE Band4/66
The power of any emission outside of the authorized operating frequency ranges must be attenuated below the transmitting power (P) by a factor of at least 43 + 10 log(P) dB. The emission limit is equal to –13dBm.

For LTE Band38/41

The power of any emission outside a licensee's frequency block shall be attenuated below the transmitter power (P) by at least 55 +10 log10(P) dB. The limit of emission is equal to -25dBm.

3.6.2 TEST PROCEDURES

a. Substitution method is used for E.I.R.P measurement. In the semi-anechoic chamber, EUT placed on the 0.8m height of Turn Table, rotated the table around 360 degrees to search the maximum radiation power and receiver antenna shall be rotated vertical and horizontal polarization and moved height from 1m to 4m to find the maximum polar radiated power. The “Read Value” is the spectrum reading the maximum power value.
b. The substitution horn antenna is substituted for EUT at the same position and signals generator export the CW signal to the substitution antenna via a TX cable. Rotated the Turn Table and moved receiving antenna to find the maximum radiation power. Adjust output power level of S.G to get a Value of spectrum reading equal to “Read Value “ of step a. Record the power level of S.G.
c. EIRP = Output power level of S.G – TX cable loss + Antenna gain of substitution horn.
d. E.R.P power can be calculated form E.I.R.P power by subtracting the gain of dipole, E.R.P power = E.I.P.R power - 2.15dBi.

NOTE: The resolution bandwidth of spectrum analyzer is 1 MHz and the video bandwidth is 3 MHz.

3.6.3 DEVIATION FROM TEST STANDARD

No deviation

3.6.4 TEST SETUP

< Frequency Range below 30MHz >

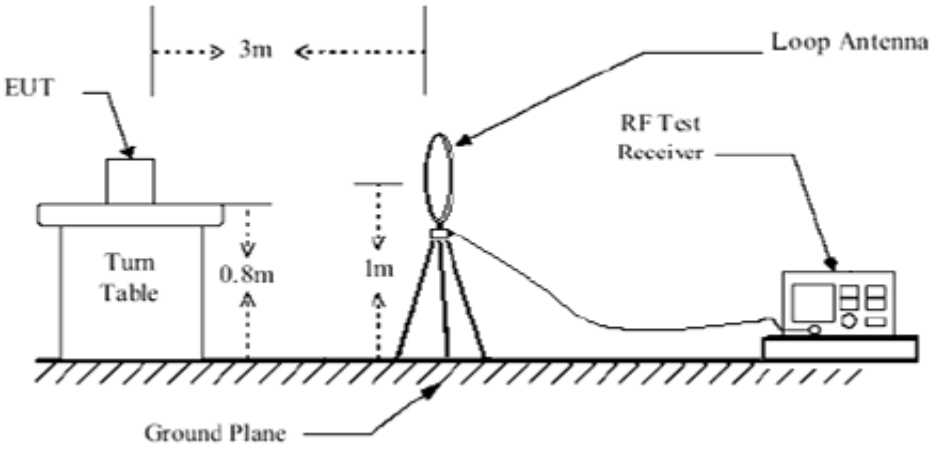

< Frequency Range 30MHz~1GHz >

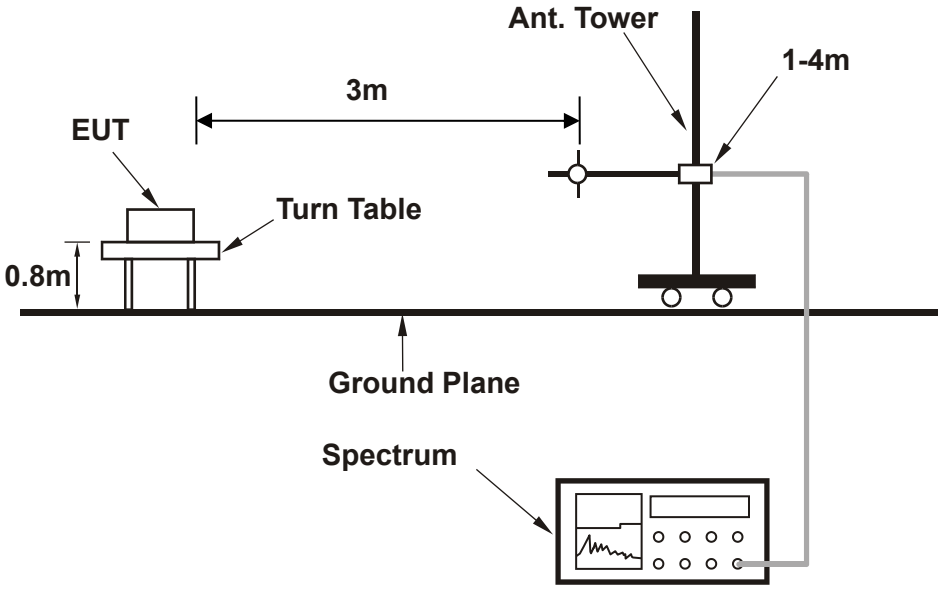

<Frequency Range above 1GHz>

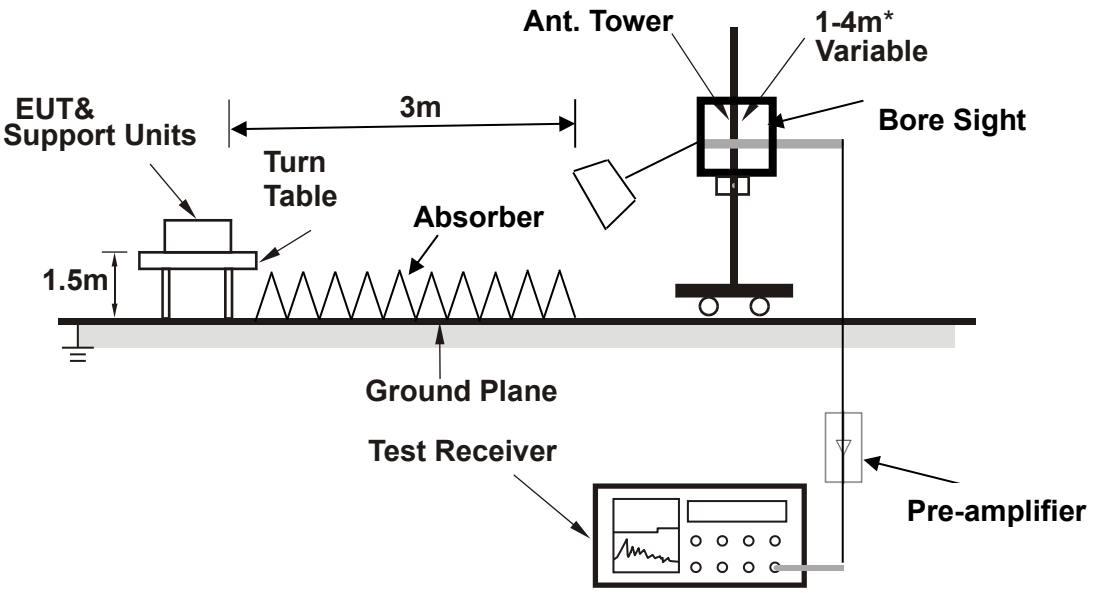

Note: Above 1G is a directional antenna depends on the EUT height and the antenna 3dB beamwidth both, refer to section 7.3 of CISPR 16-2-3.

For the actual test configuration, please refer to the attached file (Test Setup Photo).

3.6.5 TEST RESULTS

NOTE：1.The 9K~30MHz amplitude of spurious emissions attenuated more than 20 dB below the permissible value is not required in the report.

2. All antennas have been tested, the report only shown the worst-case data.

BELOW 1GHz WORST-CASE DATA			
LTE Band 41_ ANT1 CHANNEL BANDWIDTH: 15MHz / QPSK			
MODE	TX channel 40620	**FREQUENCY RANGE**	30 MHz – 1GHz
ENVIRONMENTAL CONDITIONS	23deg. C, 70%RH	**INPUT POWER**	AC 120V 60HZ
TESTED BY	Hanwen Xu		
ANTENNA POLARITY & TEST DISTANCE: HORIZONTAL AT 3 M			
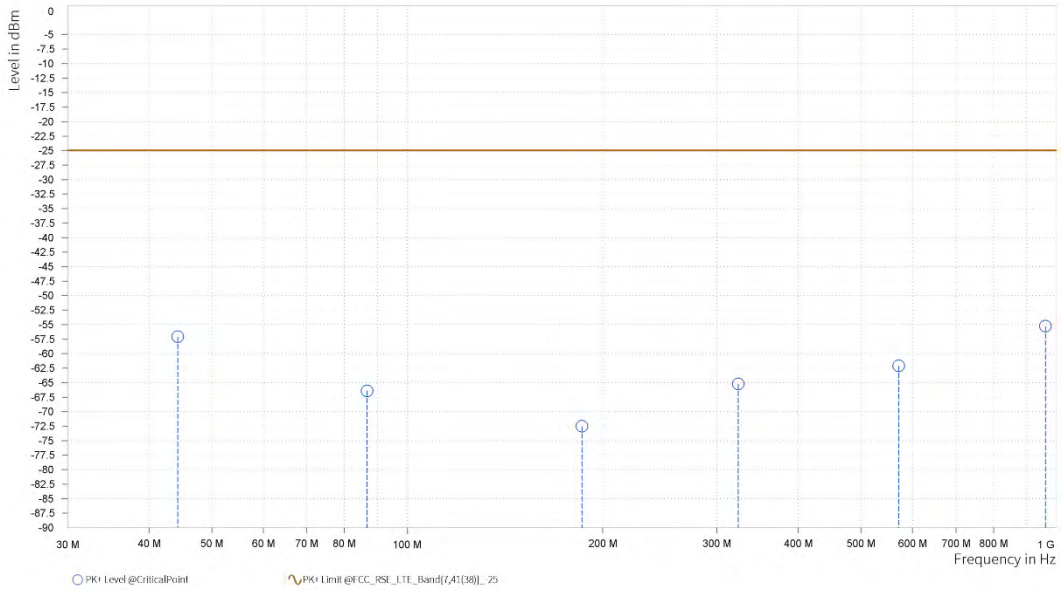
Rg	Frequency [MHz]	PK+ Level [dBm]	PK+ Limit [dBm]	PK+ Margin [dB]	Correction [dB]	Polarization	Azimuth [deg]	Antenna Height [m]
1	44.308	-57.08	-25.00	32.08	8.83	H	0.9	2.00
1	86.697	-66.40	-25.00	41.40	2.17	H	148.9	1.00
1	185.734	-72.52	-25.00	47.52	3.84	H	303.1	1.00
1	323.474	-65.22	-25.00	40.22	9.78	H	148.9	1.00
1	571.406	-62.11	-25.00	37.11	12.36	H	0.9	2.00
1	961.200	-55.26	-25.00	30.26	21.31	H	56.9	2.00