TEST REPORT

Applicant:	Xiaomi Communications Co., Ltd.
Address:	#019, 9th Floor, Building 6, 33 Xi'erqi Middle Road, Haidian District, Beijing, China, 100085
Equipment Type:	Mobile Phone
Model Name:	24115RA8EG
Brand Name:	Redmi
FCC ID:	2AFZZRA8E
Test Standard:	47 CFR Part 15 Subpart E (refer to section 3.1)
Sample Arrival Date:	Aug. 09, 2024
Test Date:	Aug. 16, 2024 - Sep. 06, 2024
Date of Issue:	Oct. 08, 2024

ISSUED BY:

Shenzhen BALUN Technology Co., Ltd.

Tested by: Yu Yingyuan **Checked by:** Ye Hongji **Approved by:** Sunny Zou (Technical Director)

Revision History

Version	Issue Date	Revisions
Rev. 01	Sep. 26, 2024	Initial Issue
Rev. 02	Oct. 08, 2024	Updated section 2.4 Technical Information.

TABLE OF CONTENTS

1 GENERAL INFORMATION 4
1.1 Test Laboratory 4
1.2 Test Location 4
2 PRODUCT INFORMATION 5
2.1 Applicant Information 5
2.2 Manufacturer Information 5
2.3 General Description for Equipment under Test (EUT) 5
2.4 Technical Information 6
2.5 Channel List 9
3 SUMMARY OF TEST RESULTS 14
3.1 Test Standards 14
3.2 Test Verdict 14
4 GENERAL TEST CONFIGURATIONS 15
4.1 Test Environments 15
4.2 Test Equipment List 15
4.3 Test Software List 15
4.4 Measurement Uncertainty 16
4.5 Description of Test Setup 16
5 TEST ITEMS 19
5.1 RF Output Power 19
5.2 Emission Bandwidth and 6 dB Bandwidth 21
5.3 Power Spectral density (PSD) 22
5.4 Conducted Emission 23

5.5 Radiated Spurious Emissions and Band Edge (Restricted-band) 24
ANNEX A TEST RESULT 29
A.1 RF Output Power 29
A.2 Emission Bandwidth & 99% Bandwidth 70
A.3 6 dB Bandwidth 80
A.4 Power Spectral Density 82
A.5 Conducted Emissions 112
A.6 Radiated Spurious Emissions and Band Edge (Restricted-band) 114
ANNEX B TEST SETUP PHOTOS 314
ANNEX C EUT EXTERNAL PHOTOS 314
ANNEX D EUT INTERNAL PHOTOS 314

1 GENERAL INFORMATION

1.1 Test Laboratory

Name	Shenzhen BALUN Technology Co., Ltd.
Address	Block B, 1/F, Baisha Science and Technology Park, Shahe Xi Road, Nanshan District, Shenzhen, Guangdong Province, P. R. China
Phone Number	+86 755 6685 0100

1.2 Test Location

Name	Shenzhen BALUN Technology Co., Ltd.
Location	☑ Block B, 1/F, Baisha Science and Technology Park, Shahe Xi Road, Nanshan District, Shenzhen, Guangdong Province, P. R. China
	☐ 1/F, Building B, Ganghongji High-tech Intelligent Industrial Park, No. 1008, Songbai Road, Yangguang Community, Xili Sub-district, Nanshan District, Shenzhen, Guangdong Province, P. R. China
Accreditation Certificate	The laboratory is a testing organization accredited by FCC as a accredited testing laboratory. The designation number is CN1196.

2 PRODUCT INFORMATION

2.1 Applicant Information

Applicant	Xiaomi Communications Co., Ltd.
Address	#019, 9th Floor, Building 6, 33 Xi'erqi Middle Road, Haidian District, Beijing, China, 100085

2.2 Manufacturer Information

Manufacturer	Xiaomi Communications Co., Ltd.
Address	#019, 9th Floor, Building 6, 33 Xi'erqi Middle Road, Haidian District, Beijing, China, 100085

2.3 General Description for Equipment under Test (EUT)

EUT Name	Mobile Phone
Model Name Under Test	24115RA8EG
Series Model Name	N/A
Description of Model name differentiation	N/A
Hardware Version	N/A
Software Version	N/A
Dimensions (Approx.)	N/A
Weight (Approx.)	N/A
EUT ID	S17, S23
IMEI Number	S17: IMEI 1:863541070054480 IMEI 2:863541070054498
	S23: IMEI 1:863541070065403 IMEI 2:863541070065411

2.4 Technical Information

Network and Wireless connectivity	2G Network GSM/GPRS/EDGE 850/900/1800/1900 3G Network WCDMA/HSDPA/HSUPA Band 1/2/4/5/8 4G Network FDD LTE Band 1/2/3/4/5/7/8/12/13/17/20/26/28/32/66 TDD LTE Band 38/40/41/42/48 LTE CA Uplink (UL): CA_3C, CA_7C, CA_38C, CA_40C, CA_1A-3A, CA_1A-7A, CA_1A-8A, CA_1A-20A, CA_3A-7A, CA_3A-20A, CA_7A-20A, CA_7A-28A, CA_2A-4A, CA_4A-5A, CA_4A-7A LTE CA Downlink (DL): CA_20A-32A 5G Network SA: NR n1/n2/n3/n5/n7/n8/n12/n20/n26/n28/n38/n40/n41/n48/n66/n77/n78 NSA(EN-DC): DC_20A_n1A, DC_28A_n1A, DC_3A_n1A, DC_7A_n1A, DC_8A_n1A, DC_40A_n1A, DC_5A_n1A, DC_42A_n1A, DC_1A_n3A, DC_20A_n3A, DC_7A_n3A, DC_8A_n3A, DC_5A_n3A, DC_28A_n3A, DC_1A_n7A, DC_3A_n7A, DC_5A_n7A, DC_20A_n7A, DC_28A_n7A, DC_1A_n8A, DC_7A_n8A, DC_1A_n20A, DC_3A_n20A, DC_7A_n20A, DC_1A_n28A, DC_3A_n28A, DC_7A_n28A, DC_20A_n28A, DC_41A_n28A, DC_1A_n38A, DC_3A_n38A, DC_8A_n38A, DC_20A_n38A, DC_28A_n38A, DC_1A_n40A, DC_3A_n40A, DC_5A_n40A, DC_8A_n40A, DC_28A_n40A, DC_1A_n41A, DC_3A_n41A, DC_8A_n41A, DC_20A_n41A, DC_28A_n41A, DC_1A_n77A, DC_3A_n77A, DC_8A_n77A, DC_28A_n77A, DC_40A_n77A, DC_1A_n78A, DC_3A_n78A, DC_5A_n78A, DC_7A_n78A, DC_8A_n78A, DC_20A_n78A, DC_28A_n78A, DC_38A_n78A, DC_40A_n78A, DC_41A_n78A, DC_26A_n78A, DC_2A_n78A, DC_4A_n78A, DC_66A_n78A, DC_2A_n66A, DC_5A_n66A, DC_7A_n66A, DC_7A_n5A, DC_2A_n77A, DC_4A_n41A, DC_66A_n41, DC_66A_n38A, DC_4A_n38A, DC_4A_n7A, DC_66A_n7A Bluetooth (BR+EDR+BLE) WIFI 802.11a, 802.11b, 802.11g, 802.11n(HT20/40), 802.11ac(VHT20/40/80/160) and 802.11ax(HE20/40/80/160) GPS, GLONASS, Galileo, BDS, QZSS, NFC

The requirement for the following technical information of the EUT was tested in this report:

Frequency Range	U-NII-1: 5150 MHz to 5250 MHz, U-NII-2A: 5250 MHz to 5350 MHz, U-NII-2C: 5470 MHz to 5725 MHz, U-NII-3: 5725 MHz to 5850 MHz
Product Type	☐ Mobile ☒ Portable ☐ Fix Location
Modulation technology	OFDM, OFDMA

Modulation Type		1024QAM, 256QAM, 64QAM, 16QAM, BPSK, QPSK
Transfer Rate (Mbps) (Single RF path)		802.11a: 54/ 48/ 36/ 24/ 18/ 12/ 9/ 6 Mbps 802.11n: up to 150 Mbps 802.11ac: up to VHT-MCS9 802.11ax up to 1201 Mbps
Channel Bandwidth		802.11a: 20 MHz 802.11n: 20 MHz, 40 MHz 802.11ac: 20 MHz, 40 MHz, 80 MHz, 160MHz 802.11ax: 20 MHz, 40 MHz, 80 MHz, 160MHz
Maximum Output Power		U-NII-1: 92.47 mW U-NII-2A: 89.13 mW U-NII-2C: 94.62 mW U-NII-3: 100.46 mW
Antenna System (eg., MIMO, Smart Antenna)		Cyclic Delay Diversity (CDD) for 802.11a/n/ac/ax Beamforming for 802.11n/ac/ax Multi Input Multi Output (MIMO) for 802.11n/ac/ax
Categorization as Correlated or Completely Uncorrelated		Categorization as Correlated for 802.11a Categorization as Uncorrelated for 802.11n/ac/ax
Antenna Type	Main Antenna	PIFA Antenna
	Aux. Antenna	
Antenna Gain	Main Antenna	U-NII-1: 5150 MHz to 5250 MHz: 0.08 dBi U-NII-2A: 5250 MHz to 5350 MHz: 0.02 dBi U-NII-2C: 5470 MHz to 5725 MHz: 0.20 dBi U-NII-3: 5725 MHz to 5850 MHz: 0.77 dBi
	Aux. Antenna	U-NII-1: 5150 MHz to 5250 MHz: -2.80 dBi U-NII-2A: 5250 MHz to 5350 MHz: -1.60 dBi U-NII-2C: 5470 MHz to 5725 MHz: -1.70 dBi U-NII-3: 5725 MHz to 5850 MHz: -1.70 dBi
Total directional gain	For power spectral density(PSD) measurements	Correlated: U-NII-1: 5150 MHz to 5250 MHz: 1.77 dBi U-NII-2A: 5250 MHz to 5350 MHz: 2.26 dBi U-NII-2C: 5470 MHz to 5725 MHz: 2.31 dBi U-NII-3: 5725 MHz to 5850 MHz: 2.63 dBi Formulas: Directional gain = 10 log[$(10^{G1/20} + 10^{G2/20} + \ldots + 10^{GN/20})^2$ /NANT] dBi Uncorrelated: U-NII-1: 5150 MHz to 5250 MHz: -1.13 dBi U-NII-2A: 5250 MHz to 5350 MHz: -0.71 dBi U-NII-2C: 5470 MHz to 5725 MHz: -0.65 dBi U-NII-3: 5725 MHz to 5850 MHz: -0.29 dBi

		Formulas: Directional gain = 10 log[($10^{G1/10}$ + $10^{G2/10}$ + … + $10^{GN/10}$)/NANT] dBi
	For power measurements	Correlated: U-NII-1: 5150 MHz to 5250 MHz: 1.77 dBi U-NII-2A: 5250 MHz to 5350 MHz: 2.26 dBi U-NII-2C: 5470 MHz to 5725 MHz: 2.31 dBi U-NII-3: 5725 MHz to 5850 MHz: 2.63 dBi Formulas: Directional gain = 10 log[($10^{G1/20}$ + $10^{G2/20}$ + … + $10^{GN/20}$)^2 /NANT] dBi Uncorrelated: U-NII-1: 5150 MHz to 5250 MHz: -1.13 dBi U-NII-2A: 5250 MHz to 5350 MHz: -0.71 dBi U-NII-2C: 5470 MHz to 5725 MHz: -0.65 dBi U-NII-3: 5725 MHz to 5850 MHz: -0.29 dBi Formulas: Directional gain = 10 log[($10^{G1/10}$ + $10^{G2/10}$ + … + $10^{GN/10}$)/NANT] dBi
About the Product		The equipment is Mobile Phone, intended for used with information technology equipment.

Mode	Antenna		
	Main Antenna	Aux. Antenna	MIMO
802.11a	√	√	√
802.11n20	√	√	√
802.11n40	√	√	√
802.11ac20	√	√	√
802.11ac40	√	√	√
802.11ac80	√	√	√
802.11ac160	√	√	√
802.11ax20	√	√	√
802.11ax40	√	√	√
802.11ax80	√	√	√
802.11ax160	√	√	√
Note: All the configurations were tested, but only the worst data was shown in this report.			

802.11ax RU configuration table							
Mode	Full RU (SU)	RU_26	RU_52	RU_106	RU_242	RU_484	RU_996
802.11ax20	√	√	√	√	--	--	--
802.11ax40	√	√	√	√	√	--	--
802.11ax80	√	√	√	√	√	√	--
802.11ax160	√	√	√	√	√	√	√

2.5 Channel List

20 MHz		40 MHz		80 MHz		160 MHz	
Channel Number	Frequency (MHz)	Channel Number	Frequency (MHz)	Channel Number	Frequency (MHz)	Channel Number	Frequency (MHz)
36	**5180**	**38**	**5190**	**42**	**5210**	**50**	**5250**
40	5200	**46**	**5230**	**58**	**5290**	**114**	**5570**
44	**5220**	**54**	**5270**	**106**	**5530**		
48	**5240**	**62**	**5310**	**122**	**5610**		
52	**5260**	**102**	**5510**	**138**	**5690**		
56	5280	110	5550	**155**	**5775**		
60	**5300**	**118**	**5590**				
64	**5320**	126	5630				
100	**5500**	**134**	**5670**				
104	5520	**142**	**5710**				
108	5540	**151**	**5755**				
112	5560	**159**	**5795**				
116	**5580**						
120	5600						
124	5620						
128	5640						
132	5660						
136	5680						
140	**5700**						
144	**5720**						
149	**5745**						
153	5765						
157	**5785**						
161	5805						
165	**5825**						

The Lowest frequency, the middle frequency and the highest frequency of channel were selected to perform the test, and the selected channel see below:

For 802.11a/n(HT20)/ac(VHT20)/ax(HE20)

U-NII-1 (5150 - 5250 MHz)			U-NII-2A (5250 - 5350 MHz)		
Channel Number	Channel	Frequency (MHz)	Channel Number	Channel	Frequency (MHz)
36	Low	5180	52	Low	5260
44	Mid	5220	60	Mid	5300
48	High	5240	64	High	5320

U-NII-2C (5470 - 5725 MHz)			U-NII-3 (5725 - 5850 MHz)		
Channel Number	Channel	Frequency (MHz)	Channel Number	Channel	Frequency (MHz)
100	Low	5500	144	--	5720
116	Mid	5580	149	Low	5745
140	High	5700	157	Mid	5785
144	--	5720	165	High	5825

For 802.11n(HT40)/ac(VHT40)/ax(HE40)

U-NII-1 (5150 - 5250 MHz)			U-NII-2A (5250 - 5350 MHz)		
Channel Number	Channel	Frequency (MHz)	Channel Number	Channel	Frequency (MHz)
38	Low	5190	54	Low	5270
46	High	5230	62	High	5310

U-NII-2C (5470 - 5725 MHz)			U-NII-3 (5725 - 5850 MHz)		
Channel Number	Channel	Frequency (MHz)	Channel Number	Channel	Frequency (MHz)
102	Low	5510	142	--	5710
118	Mid	5590	151	Low	5755
134	High	5670	159	High	5795
142	--	5710			

For 802.11ac(VHT80)/ax(HE80)

U-NII-1 (5150 - 5250 MHz)			U-NII-2A (5250 - 5350 MHz)		
Channel Number	Channel	Frequency (MHz)	Channel Number	Channel	Frequency (MHz)
42	Mid	5210	58	Mid	5290

U-NII-2C (5470 - 5725 MHz)			U-NII-3 (5725 - 5850 MHz)		
Channel Number	Channel	Frequency (MHz)	Channel Number	Channel	Frequency (MHz)
106	Low	5530	138	--	5690
122	High	5610	155	Mid	5775
138	--	5690			

For 802.11ac(VHT160)/ax(HE160)

U-NII-1 (5150 - 5250 MHz)			U-NII-2C (5470 - 5725 MHz)		
Channel Number	Channel	Frequency (MHz)	Channel Number	Channel	Frequency (MHz)
50	Mid	5250	114	Mid	5570

Note: Preliminary tests were performed in different data rate in above table to find the worst radiated emission. The data rate shown in the table below is the worst-case rate with respect to the specific test item. Investigation has been done on all the possible configurations for searching the worst cases. The following table is a list of the test modes shown in this test report.

Test Items	Mode	Data Rate	Modulation Type	U-NII-1 Channel	U-NII-2A Channel	U-NII-2C Channel	U-NII-3 Channel
RF Output Power	11a	6	BPSK	48/44/36	64/60/52	144/140/116/100	165/157/149/144
	11n(20 MHz)	6.5		48/44/36	64/60/52	144/140/116/100	165/157/149/144
	11n(40 MHz)	13.5		46/38	62/54	142/134/118/102	159/151/142
	11ac(20 MHz)	6.5		48/44/36	64/60/52	144/140/116/100	165/157/149/144
	11ac(40 MHz)	13.5		46/38	62/54	142/134/118/102	159/151/142
	11ac(80 MHz)	29.3		42	58	138/122/106	155/138
	11ac(160 MHz)	58.5		50	50	N/A	N/A
	11ax(20 MHz)	4		48/44/36	64/60/52	144/140/116/100	165/157/149/144
	11ax(40 MHz)	8		46/38	62/54	142/134/118/102	159/151/142
	11ax(80 MHz)	17		42	58	138/122/106	155/138
	11ax(160 MHz)	34		50	50	N/A	N/A
Emission Bandwidth & 99% Occupied Bandwidth	11a	6	BPSK	48/44/36	64/60/52	144/140/116/100	165/157/149/144
	11n(20 MHz)	6.5		48/44/36	64/60/52	144/140/116/100	165/157/149/144
	11n(40 MHz)	13.5		46/38	62/54	142/134/118/102	159/151/142
	11ac(20 MHz)	6.5		48/44/36	64/60/52	144/140/116/100	165/157/149/144
	11ac(40 MHz)	13.5		46/38	62/54	142/134/118/102	159/151/142
	11ac(80 MHz)	29.3		42	58	138/122/106	155/138
	11ac(160 MHz)	58.5		50	50	N/A	N/A
	11ax(20 MHz)	4		48/44/36	64/60/52	144/140/116/100	165/157/149/144
	11ax(40 MHz)	8		46/38	62/54	142/134/118/102	159/151/142
	11ax(80 MHz)	17		42	58	138/122/106	155/138
	11ax(160 MHz)	34		50	50	N/A	N/A
6 dB bandwidth	11a	6	BPSK	N/A	N/A	N/A	165/157/149/144
	11n(20 MHz)	6.5		N/A	N/A	N/A	165/157/149/144
	11n(40 MHz)	13.5		N/A	N/A	N/A	159/151/142
	11ac(20 MHz)	6.5		N/A	N/A	N/A	165/157/149/144
	11ac(40 MHz)	13.5		N/A	N/A	N/A	159/151/142
	11ac(160 MHz)	58.5		N/A	N/A	N/A	N/A
	11ac(80 MHz)	29.3		N/A	N/A	N/A	155/138
	11ax(20 MHz)	4		N/A	N/A	N/A	165/157/149/144
	11ax(40 MHz)	8		N/A	N/A	N/A	159/151/142
	11ax(80 MHz)	17		N/A	N/A	N/A	155/138
	11ax(160 MHz)	34		N/A	N/A	N/A	N/A
Power Spectral Density	11a	6	BPSK	48/44/36	64/60/52	144/140/116/100	165/157/149/144
	11n(20 MHz)	6.5		48/44/36	64/60/52	144/140/116/100	165/157/149/144
	11n(40 MHz)	13.5		46/38	62/54	142/134/118/102	159/151/142
	11ac(20 MHz)	6.5		48/44/36	64/60/52	144/140/116/100	165/157/149/144
	11ac(40 MHz)	13.5		46/38	62/54	142/134/118/102	159/151/142
	11ac(80 MHz)	29.3		42	58	138/122/106	155/138
	11ac(160 MHz)	58.5		50	50	N/A	N/A
	11ax(20 MHz)	4		48/44/36	64/60/52	144/140/116/100	165/157/149/144

	11ax(40 MHz)	8		46/38	62/54	142/134/118/102	159/151/142
	11ax(80 MHz)	17		42	58	138/122/106	155/138
	11ax(160 MHz)	34		50	50	N/A	N/A
Radiated Spurious Emissions	11a	6	BPSK	48/44/36	64/60/52	144/140/116/100	165/157/149/144
	11n(20 MHz)	6.5		48/44/36	64/60/52	144/140/116/100	165/157/149/144
	11n(40 MHz)	13.5		46/38	62/54	142/134/118/102	159/151/142
	11ac(20 MHz)	6.5		48/44/36	64/60/52	144/140/116/100	165/157/149/144
	11ac(40 MHz)	13.5		46/38	62/54	142/134/118/102	159/151/142
	11ac(80 MHz)	29.3		42	58	138/122/106	155/138
	11ac(160 MHz)	58.5		50	50	N/A	N/A
	11ax(20 MHz)	4		48/44/36	64/60/52	144/140/116/100	165/157/149/144
	11ax(40 MHz)	8		46/38	62/54	142/134/118/102	159/151/142
	11ax(80 MHz)	17		42	58	138/122/106	155/138
	11ax(160 MHz)	34		50	50	N/A	N/A
Band Edge (Restricted-band)	11a	6	BPSK	48/36	64/52	144/140/100	165/149/144
	11n(20 MHz)	6.5		48/36	64/52	144/140/100	165/149/144
	11n(40 MHz)	13.5		46/38	62/54	142/134/102	159/151/142
	11ac(20 MHz)	6.5		48/36	64/52	144/140/100	165/149/144
	11ac(40 MHz)	13.5		46/38	62/54	142/134/102	159/151/142
	11ac(80 MHz)	29.3		42	58	138/122/106	155/138
	11ac(160 MHz)	58.5		50	50	N/A	N/A
	11ax(20 MHz)	4		48/36	64/52	144/140/100	165/149/144
	11ax(40 MHz)	8		46/38	62/54	142/134/102	159/151/142
	11ax(80 MHz)	17		42	58	138/122/106	155/138
	11ax(160 MHz)	34		50	50	N/A	N/A

3 SUMMARY OF TEST RESULTS

3.1 Test Standards

No.	Identity	Document Title
1	47 CFR Part 15 Subpart E	Unlicensed National Information Infrastructure Devices
2	KDB Publication 789033 D02v02r01	Guidelines for Compliance Testing of Unlicensed National Information Infrastructure (U-NII) Devices Part 15, Subpart E
3	KDB Publication 662911 D01v02r01	Emissions Testing of Transmitters with Multiple Outputs in the Same Band (e.g., MIMO, Smart Antenna, etc)
4	ANSI C63.10-2013	American National Standard for Testing Unlicensed Wireless Devices

3.2 Test Verdict

No.	Description	FCC Part No.	Test Result	Verdict
1	Antenna Requirement	15.203	--	Pass[Note1]
2	RF Output Power	15.407(a)	ANNEX A.1	Pass
3	Emission Bandwidth & 99% Occupied Bandwidth	15.407(a)	ANNEX A.2	Pass
4	6 dB bandwidth	15.407(e)	ANNEX A.3	Pass
5	Power Spectral Density	15.407(a)	ANNEX A.4	Pass
6	Conducted Emission	15.207	ANNEX A.5	Pass
7	Radiated Spurious Emissions and Band Edge (Restricted-band)	15.407(b)	ANNEX A.6	Pass

Note 1: The EUT has a permanently and irreplaceable attached antenna, which complies with the requirement FCC 15.203.
Note 2: Under all normal operating conditions specified in the user manual, frequency stability can keep radiation within the operating frequency band.

4 GENERAL TEST CONFIGURATIONS

4.1 Test Environments

During the measurement, the normal environmental conditions were within the listed ranges:

Relative Humidity	41% to 66%	
Atmospheric Pressure	100 kPa to 102 kPa	
Temperature	NT (Normal Temperature)	+20.9℃ to +25.1℃
Working Voltage of the EUT	NV (Normal Voltage)	3.91 V

4.2 Test Equipment List

Description	Manufacturer	Model	Serial No.	Cal. Date	Cal. Due
Spectrum Analyzer	ROHDE&SCHWARZ	FSV-40	101544	2023.12.27	2024.12.26
Spectrum Analyzer	KEYSIGHT	N9020A	MY46471071	2024.07.04	2025.07.03
Power Sensor	KEYSIGHT	U2063XA	MY58000251	2024.07.04	2025.07.03
Spectrum Analyzer	KEYSIGHT	N9020A	MY50531259	2024.08.01	2025.07.31
Signaling Unit	ROHDE&SCHWARZ	CMW500	171150	2024.05.22	2025.05.21
Test Antenna-Horn	SCHWARZBECK	BBHA 9120D	02460	2024.05.16	2027.05.15
Test Antenna-Horn	A-INFO	LB-180400KF	J211060273	2024.06.15	2027.06.14
Anechoic Chamber	RAINFORD	9m*6m*6m	140	2024.07.28	2027.07.27
Amplifier	COM-MV	LSCX_LNA1-12G-01	7210214	2024.08.01	2025.07.31
Amplifier	COM-MV	XKu_LNA7-18G-01	7210209	2024.08.01	2025.07.31
Amplifier	COM-MV	KA LNA18 40G-01	18050001	2023.12.06	2024.12.05
EMI Receiver	ROHDE&SCHWARZ	ESRP	101036	2024.08.01	2025.07.31
Test Antenna-Bi-Log	SCHWARZBECK	VULB 9168	9168-01162	2023.08.04	2026.08.03
Test Antenna-Loop	SCHWARZBECK	FMZB 1519	1519-037	2024.01.23	2025.01.22
Amplifier	COM-MV	ZT30-1000M	B2018054558	2023.12.05	2024.12.04
Anechoic Chamber	EMC Electronic Co., Ltd	20.10*11.60*7.35m	130	2024.07.13	2027.07.12
EMI Receiver	KEYSIGHT	N9010B	MY57110309	2024.08.01	2025.07.31
LISN	SCHWARZBECK	NSLK 8127	8127-687	2024.05.09	2025.05.08
Shielded Enclosure	YiHeng Electronic Co., Ltd	3.5m*3.1m*2.8m	112	2022.02.19	2025.02.18

4.3 Test Software List

Description	Manufacturer	Software Version	Serial No.	Applicable test Setup
BL410R	BALUN	V2.1.1.488	N/A	The section 4.5.1
BL410E	BALUN	V22.930	N/A	The section 4.5.2&4.5.3&4.5.4&4.5.5

4.4 Measurement Uncertainty

The following measurement uncertainty levels have been estimated for tests performed on the EUT as specified in CISPR 16-4-2.

This uncertainty represents an expanded uncertainty expressed at approximately the 95% confidence level using a coverage factor of k=2.

Parameters	Uncertainty
Occupied Channel Bandwidth	2.8%
RF output power, conducted	1.28 dB
Power Spectral Density, conducted	1.30 dB
Unwanted Emissions, conducted	1.84 dB
All emissions, radiated	5.36 dB
Temperature	0.8°C
Humidity	4%

4.5 Description of Test Setup

4.5.1 For Antenna Port Test

Conducted value (dBm) = Measurement value (dBm) + cable loss (dB)

For example: the measurement value is 10 dBm and the cable 0.5dBm used, then the final result of EUT:
Conducted value (dBm) = 10 dBm + 0.5 dB = 10.5 dBm

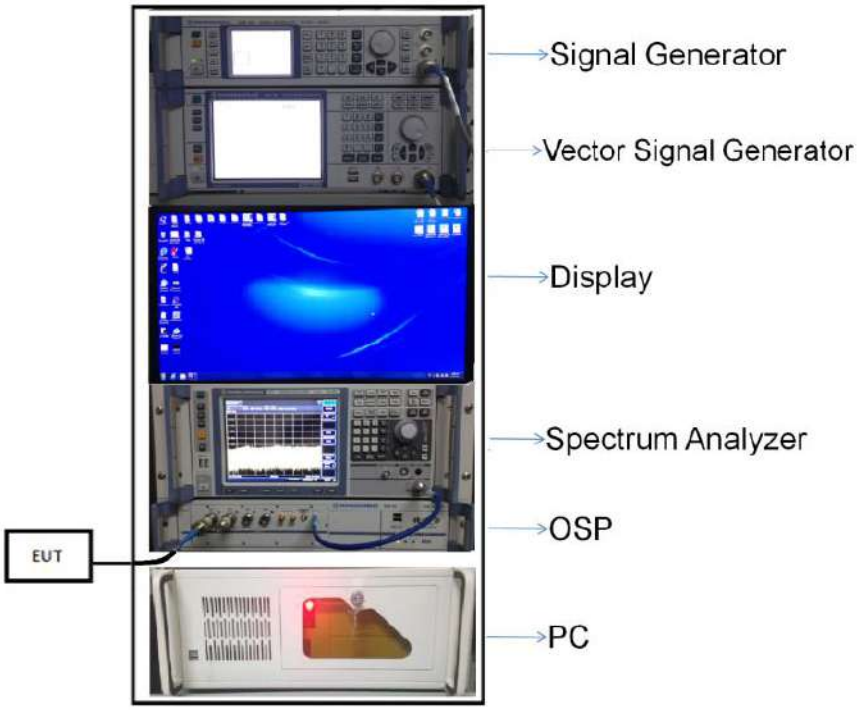

(Diagram 1)

4.5.2 For AC Power Supply Port Test

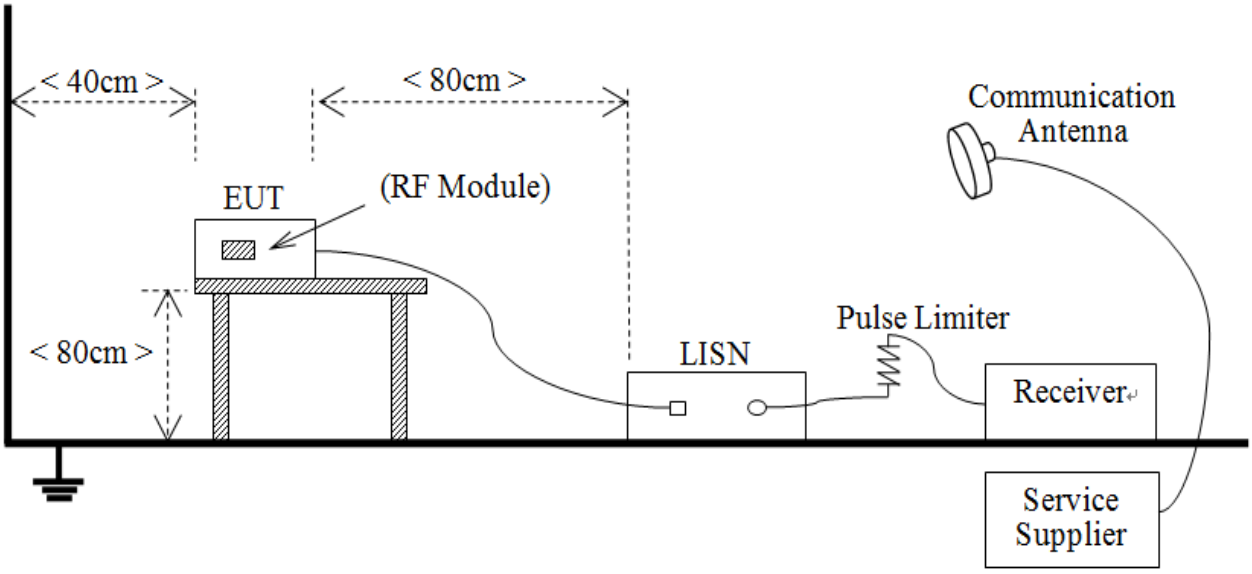

(Diagram 2)

4.5.3 For Radiated Test (Below 30 MHz)



(Diagram 3)

4.5.4 For Radiated Test (30 MHz-1 GHz)

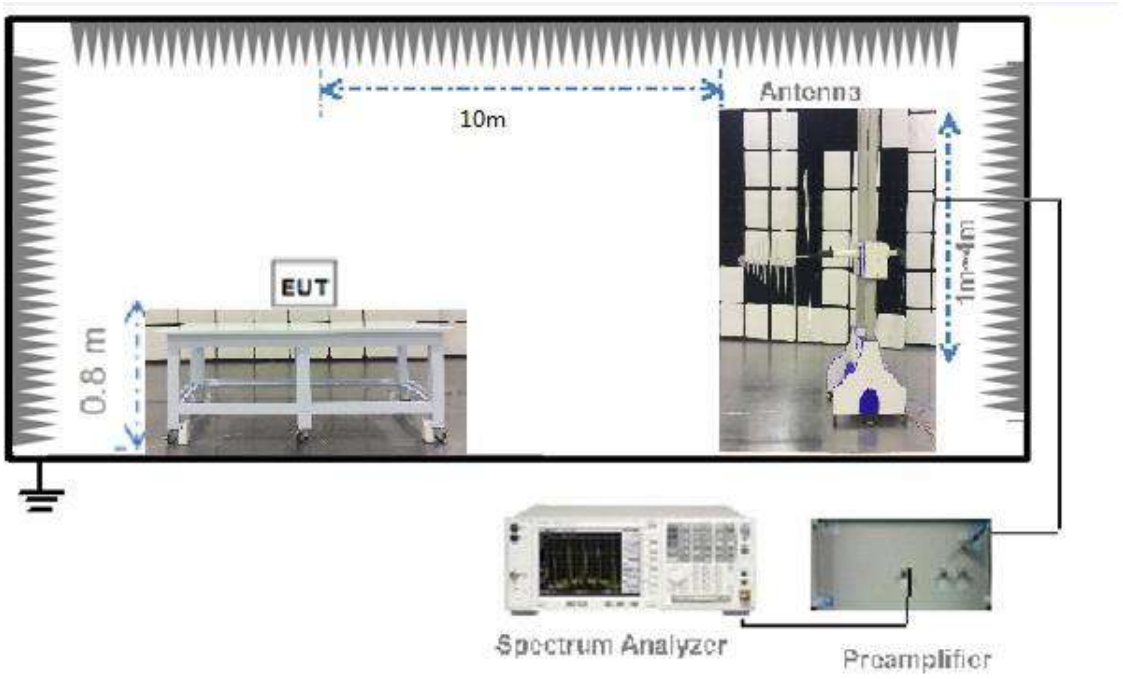

(Diagram 4)

4.5.5 For Radiated Test (Above 1 GHz)

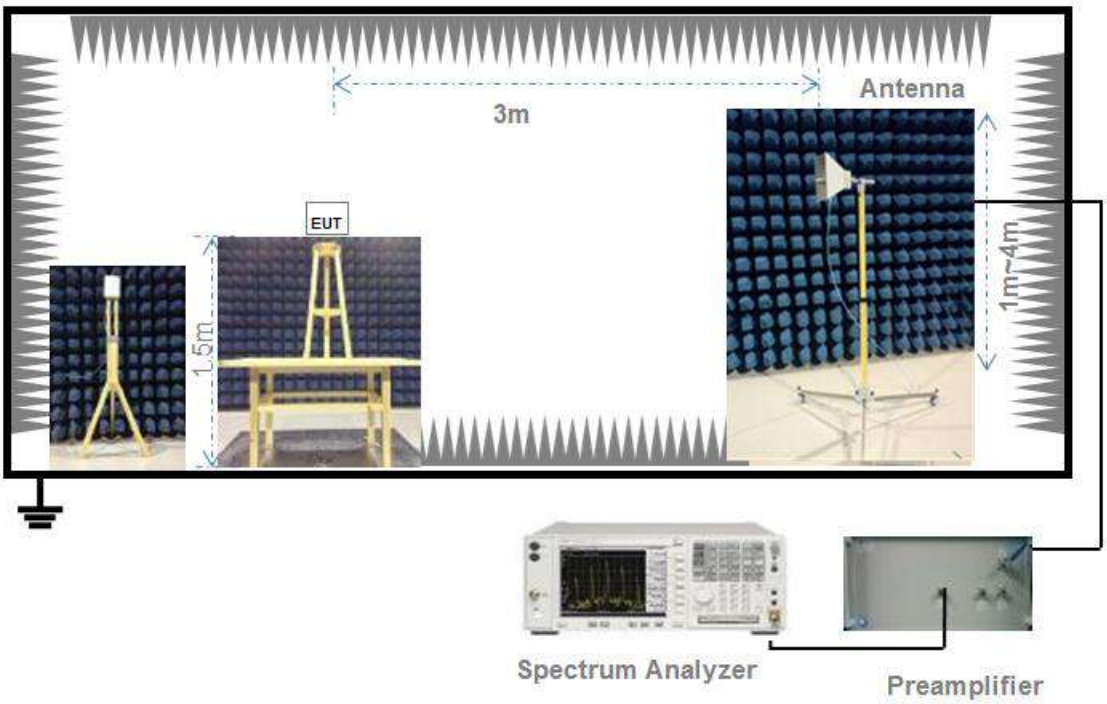

(Diagram 5)

5 TEST ITEMS

5.1 RF Output Power

5.1.1 Test Limit

FCC §15.407(a)

The maximum conducted output power should not exceed:

Frequency Band (MHz)	Limit
5150-5250	250 mW
5250-5350	250 mW or 11 dBm + 10log B, whichever is less.
5470-5725	250 mW or 11 dBm + 10log B, whichever is less.
5725-5850	1 W
Note: Where “B” is the 26 dB emissions bandwidth in MHz.	

5.1.2 Test Setup

The section 4.5.1 (Diagram 1) test setup description was used for this test. The photo of test setup please refer to ANNEX B.

5.1.3 Test Procedure

Maximum conducted (average) output power

a) Measurements may be performed using a wideband RF power meter with a thermocouple detector or equivalent if all of the conditions listed below are satisfied.

1) The EUT is configured to transmit continuously or to transmit with a constant duty cycle.

2) At all times when the EUT is transmitting, it shall be transmitting at its maximum power control level.

3) The integration period of the power meter exceeds the repetition period of the transmitted signal by at least a factor of five.

b) If the transmitter does not transmit continuously, measure the duty cycle (x) of the transmitter output signal.

c) Measure the average power of the transmitter. This measurement is an average over both the on and off periods of the transmitter.

d) Adjust the measurement in dBm by adding 10 log (1/x) where x is the duty cycle.

Measurements of duty cycle

The zero-span mode on a spectrum analyzer or EMI receiver if the response time and spacing between bins on the sweep are sufficient to permit accurate measurements of the on and off times of the transmitted signal.

Set the center frequency of the instrument to the center frequency of the transmission.

Set RBW ≥ OBW if possible; otherwise, set RBW to the largest available value.

Set VBW ≥ RBW. Set detector = peak or average.

The zero-span measurement method shall not be used unless both RBW and VBW are > 50/T and the number of sweep points across duration T exceeds 100. (For example, if VBW and/or RBW are limited to 3 MHz, then the zero-span method of measuring duty cycle shall not be used if T ≤ 16.7 microseconds.)

The E.I.R.P used radiated test method. At a test site that has been validated using the procedures of ANSI C63.4 or the latest CISPR 16-1-4 for measurements above 1 GHz, so as to simulate a near free-space environment.

5.1.4 Test Result

Please refer to ANNEX A.1.

5.2 Emission Bandwidth and 6 dB Bandwidth

5.2.1 Limit

FCC §15.407(a)

Within the 5.725-5.85 GHz band, the minimum 6 dB bandwidth of U-NII devices shall be at least 500 kHz.

5.2.2 Test Setup

The test setup photo please refer to 4.5.1 (Diagram 1) test setup description was used for this test. The photo of test setup please refer to ANNEX B.

5.2.3 Test Procedure

Emission bandwidth

1. Set RBW = approximately 1% of the emission bandwidth.

2. Set VBW ≥ 3*RBW,

3. Detector = Peak.

4. Trace mode = Max hold.

5. Measure the maximum width of the emission that is 26 dB down from the peak of the emission.

Occupied Bandwidth

1. Set Span = 1.5 times to 5.0 times the OBW

2. Set RBW = 1% to 5% of the OBW.

3. Set VBW ≥ 3*RBW, Detector = Peak.

4. Trace mode = Max hold.

5. Use the 99% power bandwidth function of the instrument.

6 dB bandwidth

1. Set RBW = 100 kHz, VBW = 300 kHz.

2. Detector = Peak.Trace mode = Max hold.

3. Allow the trace to stabilize.

4. Measure the maximum width of the emission that is constrained by the frequencies associated with the two outermost amplitude points (upper and lower frequencies) that are attenuated by 6 dB relative to the maximum level measured in the fundamental emission.

5.2.4 Test Result

Please refer to ANNEX A.2 and ANNEX A.3.

5.3 Power Spectral density (PSD)

5.3.1 Limit

FCC §15.407(a)

The maximum power spectral density should not exceed:

Frequency Band (MHz)	Limit
5150-5250	11 dBm/MHz
5250-5350	11 dBm/MHz
5470-5725	11 dBm/MHz
5725-5850	30 dBm/500kHz

5.3.2 Test Setup

The section 4.5.1 (Diagram 1) test setup description was used for this test. The photo of test setup please refer to ANNEX B.

5.3.3 Test Procedure

Set the spectrum analyzer or EMI receiver span to view the entire emission bandwidth.
1. Set RBW = 510 kHz/1 MHz, VBW ≥ 3*RBW, Sweep time = Auto, Detector = RMS.
2. Allow the sweeps to continue until the trace stabilizes.
3. Use the peak marker function to determine the maximum amplitude level.
4. The E.I.R.P spectral density used radiated test method. At a test site that has been validated using the procedures of ANSI C63.4 or the latest CISPR 16-1-4 for measurements above 1 GHz, so as to simulate a near free-space environment.

5.3.4 Test Result

Please refer to ANNEX A.4.

5.4 Conducted Emission

5.4.1 Limit

FCC §15.207

For an intentional radiator that is designed to be connected to the public utility (AC) power line, the radio frequency voltage that is conducted back onto the AC power line on any frequency within the U-NII-150 kHz to 30 MHz shall not exceed the limits in the following table, as measured using a 50μH/50Ω line impedance stabilization network (LISN).

Frequency range (MHz)	Conducted Limit (dBμV)	
	Quai-peak	Average
0.15 - 0.50	66 to 56	56 to 46
0.50 - 5	56	46
0.50 - 30	60	50

5.4.2 Test Setup

The section 4.5.2 (Diagram 2) test setup description was used for this test. The photo of test setup please refer to ANNEX B.

5.4.3 Test Procedure

The maximum conducted interference is searched using Peak (PK), if the emission levels more than the AV and QP limits, and that have narrow margins from the AV and QP limits will be re-measured with AV and QP detectors. Tests for both L phase and N phase lines of the power mains connected to the EUT are performed. Refer to recorded points and plots below.

5.4.4 Test Result

Please refer to ANNEX A.5.

5.5 Radiated Spurious Emissions and Band Edge (Restricted-band)

5.5.1 Limit

FCC §15.209 & 15.407(b)

Frequency (MHz)	Field Strength (μV/m)	Measurement Distance (m)
0.009 - 0.490	2400/F(kHz)	300
0.490 - 1.705	24000/F(kHz)	30
1.705 - 30.0	30	30
30 - 88	100	3
88 - 216	150	3
216 - 960	200	3
Above 960	500	3

Note [1]: The Limit for radiated test was performed according to FCC Part 15C
Note [2]: The tighter limit applies at the band edge.

Un-restricted band emissions	
Out Operating Band (MHz)	Limit
5150 - 5250	e.i.r.p. -27 dBm (68.2 dBuV/m@3m)
5250 - 5350	e.i.r.p. -27 dBm (68.2 dBuV/m@3m)
5470 - 5725	e.i.r.p. -27 dBm (68.2 dBuV/m@3m)
5725 - 5850	All emissions shall be limited to a level of -27 dBm/MHz at 75 MHz or more above or below the band edge increasing linearly to 10 dBm/MHz at 25 MHz above or below the band edge, and from 25 MHz above or below the band edge increasing linearly to a level of 15.6 dBm/MHz at 5 MHz above or below the band edge, and from 5 MHz above or below the band edge increasing linearly to a level of 27 dBm/MHz at the band edge. 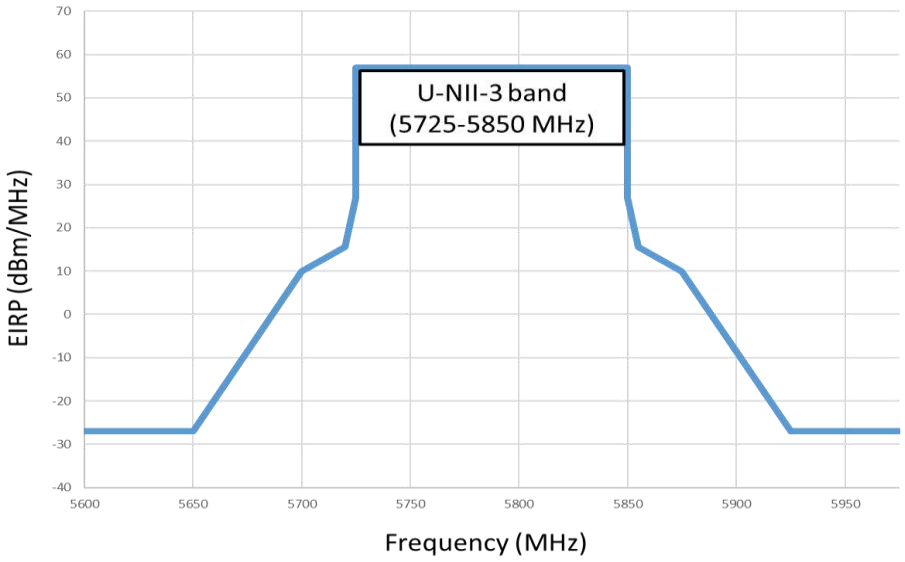

Note: The following formula is used to convert the equipment isotropic radiated power (eirp) to field strength.

5.5.2 Test Setup

The section 4.5.3-4.5.5 (Diagram 3 - Diagram 5) test setup description was used for this test. The photo of test setup please refer to ANNEX B.

5.5.3 Test Procedure

Since the emission limits are specified in terms of radiated field strength levels, measurements performed to demonstrate compliance have traditionally relied on a radiated test configuration. Radiated measurements remain the principal method for demonstrating compliance to the specified limits; however antenna-port conducted measurements are also now acceptable to demonstrate compliance (see below for details). When radiated measurements are utilized, test site requirements and procedures for maximizing and measuring radiated emissions that are described in ANSI C63.10 shall be followed.

Antenna-port conducted measurements may also be used as an alternative to radiated measurements for demonstrating compliance in the restricted frequency bands. If conducted measurements are performed, then proper impedance matching must be ensured and an additional radiated test for cabinet/case spurious emissions is required.

General Procedure for conducted measurements in restricted bands

a) Measure the conducted output power (in dBm) using the detector specified (see guidance regarding measurement procedures for determining quasi-peak, peak, and average conducted output power, respectively).

b) Add the appropriate maximum ground reflection factor to the EIRP level (6 dB for frequencies ≤ 30 MHz, 4.7 dB for frequencies between 30 MHz and 1000 MHz, inclusive and 0 dB for frequencies > 1000 MHz).

c) For devices with multiple antenna-ports, measure the power of each individual chain and sum the EIRP of all chains in linear terms (e.g., Watts, mW).

d) Convert the resultant EIRP level to an equivalent electric field strength using the following relationship:

$E = EIRP – 20\log D + 104.8$

where:

E = electric field strength in dBμV/m,

EIRP = equivalent isotropic radiated power in dBm

D = specified measurement distance in meters.

e) Compare the resultant electric field strength level to the applicable limit.

f) Perform radiated spurious emission test.

Quasi-Peak measurement procedure

The specifications for measurements using the CISPR quasi-peak detector can be found in Publication 16 of the International Special Committee on Radio Frequency Interference (CISPR) of the International Electrotechnical Commission.

As an alternative to CISPR quasi-peak measurement, compliance can be demonstrated to the applicable

emission limits using a peak detector.

Peak power measurement procedure

Peak emission levels are measured by setting the instrument as follows:

a) RBW = as specified in Table 1.

b) VBW ≥ 3 x RBW.

c) Detector = Peak.

d) Sweep time = auto.

e) Trace mode = max hold.

f) Allow sweeps to continue until the trace stabilizes. (Note that the required measurement time may be longer for low duty cycle applications).

Table 1—RBW as a function of frequency

Frequency	RBW
9-150 kHz	200-300 Hz
0.15-30 MHz	9-10 kHz
30-1000 MHz	100-120 kHz
> 1000 MHz	1 MHz

If the peak-detected amplitude can be shown to comply with the average limit, then it is not necessary to perform a separate average measurement.

Trace averaging across on and off times of the EUT transmissions followed by duty cycle correction

If continuous transmission of the EUT (i.e., duty cycle ≥ 98 percent) cannot be achieved and the duty cycle is constant (i.e., duty cycle variations are less than ± 2 percent), then the following procedure shall be used:

a) The EUT shall be configured to operate at the maximum achievable duty cycle.

b) Measure the duty cycle, x, of the transmitter output signal as described in section 6.0.

c) RBW = 1 MHz (unless otherwise specified).

d) VBW ≥ 3 x RBW.

e) Detector = RMS, if span/(# of points in sweep) ≤ (RBW/2). Satisfying this condition may require increasing the number of points in the sweep or reducing the span. If this condition cannot be satisfied, then the detector mode shall be set to peak.

f) Averaging type = power (i.e., RMS).

1) As an alternative, the detector and averaging type may be set for linear voltage averaging.

2) Some instruments require linear display mode in order to use linear voltage averaging. Log or dB averaging shall not be used.

g) Sweep time = auto.

h) Perform a trace average of at least 100 traces.

i) A correction factor shall be added to the measurement results prior to comparing to the emission limit in order to compute the emission level that would have been measured had the test been performed at 100 percent duty cycle. The correction factor is computed as follows:

1) If power averaging (RMS) mode was used in step f), then the applicable correction factor is 10 log(1/x), where x is the duty cycle.

2) If linear voltage averaging mode was used in step f), then the applicable correction factor is 20 log(1/x), where x is the duty cycle.

3) If a specific emission is demonstrated to be continuous (≥ 98 percent duty cycle) rather than turning on and off with the transmit cycle, then no duty cycle correction is required for that emission.

NOTE: Reduction of the measured emission amplitude levels to account for operational duty factor is not permitted. Compliance is based on emission levels occurring during transmission - not on an average across on and off times of the transmitter.

Determining the applicable transmit antenna gain

A conducted power measurement will determine the maximum output power associated with a restricted band emission; however, in order to determine the associated EIRP level, the gain of the transmitting antenna (in dBi) must be added to the measured output power (in dBm).

Since the out-of-band characteristics of the EUT transmit antenna will often be unknown, the use of a conservative antenna gain value is necessary. Thus, when determining the EIRP based on the measured conducted power, the upper bound on antenna gain for a device with a single RF output shall be selected as the maximum in-band gain of the antenna across all operating bands, or 2 dBi, whichever is greater. However, for devices that operate in multiple frequency bands while using the same transmit antenna, the highest gain of the antenna within the operating band nearest in frequency to the restricted band emission being measured may be used in lieu of the overall highest gain when the emission is at a frequency that is within 20 percent of the nearest band edge frequency, but in no case shall a value less than 2 dBi be used.

See KDB 662911 for guidance on calculating the additional array gain term when determining the effective antenna gain for a EUT with multiple outputs occupying the same or overlapping frequency ranges in the same band.

Radiated spurious emission test

An additional consideration when performing conducted measurements of restricted band emissions is that unwanted emissions radiating from the EUT cabinet, control circuits, power leads, or intermediate circuit elements will likely go undetected in a conducted measurement configuration. To address this concern, a radiated test shall be performed to ensure that emissions emanating from the EUT cabinet (rather than the antenna port) also comply with the applicable limits.

For these cabinet radiated spurious emission measurements the EUT transmit antenna may be replaced with a termination matching the nominal impedance of the antenna. Procedures for performing radiated measurements are specified in ANSI C63.10. All detected emissions shall comply with the applicable limits.

The measurement frequency range is from 30 MHz to the 10th harmonic of the fundamental frequency. The Turn Table is actuated to turn from 0° to 360°, and both horizontal and vertical polarizations of the Test Antenna are used to find the maximum radiated power. Mid channels on all channel bandwidth verified. Only the worst RB size/offset presented.

The power of the EUT transmitting frequency should be ignored.

All Spurious Emission tests were performed in X, Y, Z axis direction. And only the worst axis test condition was recorded in this test report.

Use the following spectrum analyzer settings:

Span = wide enough to fully capture the emission being measured
RBW = 1 MHz for f ≥ 1 GHz, 100 kHz for f < 1 GHz
VBW ≥ RBW
Sweep = auto
Detector function = peak
Trace = max hold

5.5.4 Test Result

Please refer to ANNEX A.6.

ANNEX A TEST RESULT

A.1 RF Output Power

Note [1]: For FCC standard, if transmitting antennas of directional gain greater than 6 dBi are used, all band maximum conducted output power shall be reduced by the amount in dB that the directional gain of the antenna exceeds 6 dBi.

Duty Cycle

Test Mode	On Time (ms)	On+Off time (ms)	Duty Cycle
11a	65.50	66.31	98.78%
11n (HT20)	5.33	5.35	99.57%
11n (HT40)	5.39	5.43	99.34%
11ac (VHT20)	5.33	5.35	99.57%
11ac (VHT40)	5.39	5.43	99.34%
11ac (VHT80)	5.38	5.42	99.19%
11ac(VHT 160)	5.32	5.35	99.46%
11ax(HE20)	5.34	5.35	99.72%
11ax(HE40)	5.33	5.41	98.49%
11ax(HE80)	5.21	5.28	98.71%
11ax(HE160)	4.34	4.37	99.34%

Test Data

Conducted Power

Main Antenna

U-NII-1 (5150 - 5250 MHz)					
Mode	Channel	Conducted Power (dBm)	Conducted Power (mW)	FCC Limit (mW)	Verdict
11a	CH36	16.79	47.75	250	Pass
11a	CH40	17.13	51.64	250	Pass
11a	CH48	16.75	47.32	250	Pass
11n (HT20)	CH36	16.37	43.35	250	Pass
11n (HT20)	CH40	16.73	47.10	250	Pass
11n (HT20)	CH48	16.53	44.98	250	Pass
11n (HT40)	CH38	11.79	15.10	250	Pass
11n (HT40)	CH46	16.28	42.46	250	Pass
11ac (VHT20)	CH36	16.08	40.55	250	Pass
11ac (VHT20)	CH40	16.46	44.26	250	Pass
11ac (VHT20)	CH48	16.11	40.83	250	Pass
11ac (VHT40)	CH38	14.01	25.18	250	Pass
11ac (VHT40)	CH46	16.06	40.36	250	Pass
11ac (VHT80)	CH42	14.98	31.48	250	Pass
11ac (VHT160)	CH50	12.90	19.50	250	Pass
11ax (HE20) (SU)	CH36	16.57	45.39	250	Pass
11ax (HE20) (SU)	CH40	16.99	50.00	250	Pass
11ax (HE20) (SU)	CH48	16.67	46.45	250	Pass
11ax (HE40) (SU)	CH38	13.65	23.17	250	Pass
11ax (HE40) (SU)	CH46	16.35	43.15	250	Pass
11ax (HE80) (SU)	CH42	15.27	33.65	250	Pass
11ax (HE160) (SU)	CH50	13.02	20.04	250	Pass

U-NII-1 (5150 - 5250 MHz)						
Mode	Channel	RU Config	Conducted Power (dBm)	Conducted Power (mW)	FCC Limit (mW)	Verdict
11ax (HE20) (RU)	CH36	26	10.32	10.76	250	Pass
		52	13.45	22.13	250	Pass
		106	16.51	44.77	250	Pass
	CH40	26	10.52	11.27	250	Pass
		52	13.43	22.03	250	Pass
		106	16.03	40.09	250	Pass
	CH48	26	10.50	11.22	250	Pass
		52	12.93	19.63	250	Pass
		106	16.06	40.36	250	Pass
11ax (HE40) (RU)	CH38	26	10.41	10.99	250	Pass
		52	13.44	22.08	250	Pass
		106	13.79	23.93	250	Pass
		242	13.62	23.01	250	Pass
	CH46	26	10.35	10.84	250	Pass
		52	13.19	20.84	250	Pass
		106	15.67	36.90	250	Pass
		242	16.23	41.98	250	Pass
11ax (HE80) (RU)	CH42	26	10.41	10.99	250	Pass
		52	13.45	22.13	250	Pass
		106	15.60	36.31	250	Pass
		242	15.68	36.98	250	Pass
		484	15.58	36.14	250	Pass
11ax (HE160) (RU)	CH50	26	10.72	11.80	250	Pass
		52	13.60	22.91	250	Pass
		106	13.60	22.91	250	Pass
		242	13.37	21.73	250	Pass
		484	13.33	21.53	250	Pass
		996	13.06	20.23	250	Pass

U-NII-2A (5250 - 5350 MHz)					
Mode	Channel	Conducted Power (dBm)	Conducted Power (mW)	FCC Limit (mW)	Verdict
11a	CH52	16.71	46.88	250	Pass
11a	CH60	16.76	47.42	250	Pass
11a	CH64	17.21	52.60	250	Pass
11n (HT20)	CH52	16.52	44.87	250	Pass
11n (HT20)	CH60	16.53	44.98	250	Pass
11n (HT20)	CH64	16.86	48.53	250	Pass
11n (HT40)	CH54	16.27	42.36	250	Pass
11n (HT40)	CH62	14.96	31.33	250	Pass
11ac (VHT20)	CH52	16.42	43.85	250	Pass
11ac (VHT20)	CH60	16.55	45.19	250	Pass
11ac (VHT20)	CH64	16.84	48.31	250	Pass
11ac (VHT40)	CH54	16.24	42.07	250	Pass
11ac (VHT40)	CH62	15.46	35.16	250	Pass
11ac (VHT80)	CH58	15.15	32.73	250	Pass
11ax (HE20) (SU)	CH52	16.63	46.03	250	Pass
11ax (HE20) (SU)	CH60	16.75	47.32	250	Pass
11ax (HE20) (SU)	CH64	17.03	50.47	250	Pass
11ax (HE40) (SU)	CH54	15.48	35.32	250	Pass
11ax (HE40) (SU)	CH62	15.11	32.43	250	Pass
11ax (HE80) (SU)	CH58	15.06	32.06	250	Pass

U-NII-2A (5250 - 5350 MHz)						
Mode	Channel	RU Config	Conducted Power (dBm)	Conducted Power (mW)	FCC Limit (mW)	Verdict
11ax (HE20) (RU)	CH52	26	10.24	10.57	250	Pass
		52	13.08	20.32	250	Pass
		106	16.21	41.78	250	Pass
	CH60	26	9.95	9.89	250	Pass
		52	12.77	18.92	250	Pass
		106	15.93	39.17	250	Pass
	CH64	26	10.64	11.59	250	Pass
		52	13.52	22.49	250	Pass
		106	16.07	40.46	250	Pass
11ax (HE40) (RU)	CH54	26	10.26	10.62	250	Pass
		52	13.24	21.09	250	Pass
		106	16.20	41.69	250	Pass
		242	16.38	43.45	250	Pass
	CH62	26	10.55	11.35	250	Pass
		52	13.10	20.42	250	Pass
		106	15.21	33.19	250	Pass
		242	15.28	33.73	250	Pass
11ax (HE80) (RU)	CH58	26	10.37	10.89	250	Pass
		52	13.38	21.78	250	Pass
		106	14.93	31.12	250	Pass
		242	14.94	31.19	250	Pass
		484	14.87	30.69	250	Pass

U-NII-2C (5470 - 5725 MHz)					
Mode	Channel	Conducted Power (dBm)	Conducted Power (mW)	FCC Limit (mW)	Verdict
11a	CH100	14.54	28.44	250	Pass
11a	CH116	15.93	39.17	250	Pass
11a	CH140	15.98	39.63	250	Pass
11n (HT20)	CH100	14.30	26.92	250	Pass
11n (HT20)	CH116	15.69	37.07	250	Pass
11n (HT20)	CH140	16.49	44.57	250	Pass
11n (HT40)	CH102	12.10	16.22	250	Pass
11n (HT40)	CH118	15.48	35.32	250	Pass
11n (HT40)	CH134	16.01	39.90	250	Pass
11ac (VHT20)	CH100	14.33	27.10	250	Pass
11ac (VHT20)	CH116	15.69	37.07	250	Pass
11ac (VHT20)	CH140	16.51	44.77	250	Pass
11ac (VHT40)	CH102	12.66	18.45	250	Pass
11ac (VHT40)	CH118	15.43	34.91	250	Pass
11ac (VHT40)	CH134	15.98	39.63	250	Pass
11ac (VHT80)	CH106	14.32	27.04	250	Pass
11ac (VHT80)	CH122	16.63	46.03	250	Pass
11ac (VHT160)	CH114	13.21	20.94	250	Pass
11ax (HE20) (SU)	CH100	14.59	28.77	250	Pass
11ax (HE20) (SU)	CH116	15.83	38.28	250	Pass
11ax (HE20) (SU)	CH140	15.33	34.12	250	Pass
11ax (HE40) (SU)	CH102	11.73	14.89	250	Pass
11ax (HE40) (SU)	CH118	15.06	32.06	250	Pass
11ax (HE40) (SU)	CH134	15.52	35.65	250	Pass
11ax (HE80) (SU)	CH106	13.64	23.12	250	Pass
11ax (HE80) (SU)	CH122	16.52	44.87	250	Pass
11ax (HE160) (SU)	CH114	12.72	18.71	250	Pass

U-NII-2C (5470 - 5725 MHz)						
Mode	Channel	RU Config	Conducted Power (dBm)	Conducted Power (mW)	FCC Limit (mW)	Verdict
11ax (HE20) (RU)	CH100	26	9.78	9.51	250	Pass
		52	12.46	17.62	250	Pass
		106	15.02	31.77	250	Pass
	CH116	26	10.12	10.28	250	Pass
		52	13.03	20.09	250	Pass
		106	16.09	40.64	250	Pass
	CH140	26	10.36	10.86	250	Pass
		52	13.13	20.56	250	Pass
		106	15.75	37.58	250	Pass
11ax (HE40) (RU)	CH102	26	8.16	6.55	250	Pass
		52	10.76	11.91	250	Pass
		106	12.70	18.62	250	Pass
		242	12.36	17.22	250	Pass
	CH118	26	10.28	10.67	250	Pass
		52	13.20	20.89	250	Pass
		106	15.55	35.89	250	Pass
		242	15.34	34.20	250	Pass
	CH134	26	10.28	10.67	250	Pass
		52	13.19	20.84	250	Pass
		106	15.69	37.07	250	Pass
		242	15.59	36.22	250	Pass
11ax (HE80) (RU)	CH106	26	8.88	7.73	250	Pass
		52	11.83	15.24	250	Pass
		106	13.84	24.21	250	Pass
		242	14.00	25.12	250	Pass
		484	14.00	25.12	250	Pass
	CH122	26	9.75	9.44	250	Pass
		52	12.29	16.94	250	Pass
		106	15.85	38.46	250	Pass
		242	15.98	39.63	250	Pass
		484	16.08	40.55	250	Pass
11ax (HE160) (RU)	CH114	26	9.87	9.71	250	Pass
		52	12.70	18.62	250	Pass
		106	13.23	21.04	250	Pass
		242	13.20	20.89	250	Pass
		484	13.01	20.00	250	Pass
		996	12.85	19.28	250	Pass

U-NII-3 (5725 - 5850 MHz)					
Mode	Channel	Conducted Power (dBm)	Conducted Power (mW)	FCC Limit (mW)	Verdict
11a	CH149	17.14	51.76	1000	Pass
11a	CH157	17.47	55.85	1000	Pass
11a	CH165	16.76	47.42	1000	Pass
11n (HT20)	CH149	16.70	46.77	1000	Pass
11n (HT20)	CH157	17.13	51.64	1000	Pass
11n (HT20)	CH165	16.48	44.46	1000	Pass
11n (HT40)	CH151	16.72	46.99	1000	Pass
11n (HT40)	CH159	16.85	48.42	1000	Pass
11ac (VHT20)	CH149	16.79	47.75	1000	Pass
11ac (VHT20)	CH157	17.17	52.12	1000	Pass
11ac (VHT20)	CH165	16.47	44.36	1000	Pass
11ac (VHT40)	CH151	16.70	46.77	1000	Pass
11ac (VHT40)	CH159	16.88	48.75	1000	Pass
11ac (VHT80)	CH155	17.84	60.81	1000	Pass
11ax (HE20) (SU)	CH149	16.99	50.00	1000	Pass
11ax (HE20) (SU)	CH157	17.31	53.83	1000	Pass
11ax (HE20) (SU)	CH165	16.69	46.67	1000	Pass
11ax (HE40) (SU)	CH151	16.41	43.75	1000	Pass
11ax (HE40) (SU)	CH159	16.69	46.67	1000	Pass
11ax (HE80) (SU)	CH155	17.17	52.12	1000	Pass

U-NII-3 (5725 - 5850 MHz)						
Mode	Channel	RU Config	Conducted Power (dBm)	Conducted Power (mW)	FCC Limit (mW)	Verdict
11ax (HE20) (RU)	CH149	26	16.99	50.00	1000	Pass
		52	16.93	49.32	1000	Pass
		106	17.20	52.48	1000	Pass
	CH157	26	17.21	52.60	1000	Pass
		52	17.16	52.00	1000	Pass
		106	17.56	57.02	1000	Pass
	CH165	26	16.82	48.08	1000	Pass
		52	16.77	47.53	1000	Pass
		106	16.78	47.64	1000	Pass
11ax (HE40) (RU)	CH151	26	16.53	44.98	1000	Pass
		52	16.58	45.50	1000	Pass
		106	16.70	46.77	1000	Pass
		242	16.57	45.39	1000	Pass
	CH159	26	16.52	44.87	1000	Pass
		52	16.63	46.03	1000	Pass
		106	16.63	46.03	1000	Pass
		242	16.67	46.45	1000	Pass
11ax (HE80) (RU)	CH155	26	17.52	56.49	1000	Pass
		52	17.52	56.49	1000	Pass
		106	17.73	59.29	1000	Pass
		242	17.78	59.98	1000	Pass
		484	17.61	57.68	1000	Pass

U-NII-2C straddle channel					
Mode	Channel	Conducted Power (dBm)	Conducted Power (mW)	FCC Limit (mW)	Verdict
11a	CH144	15.85	38.46	209	Pass
11n (HT20)	CH144	15.45	35.08	201	Pass
11n (HT40)	CH142	15.52	35.65	250	Pass
11ac (VHT20)	CH144	15.51	35.56	200	Pass
11ac (VHT40)	CH142	15.50	35.48	250	Pass
11ac (VHT80)	CH138	16.35	43.15	250	Pass
11ax (HE20)	CH144	15.73	37.41	201	Pass
11ax (HE40)	CH142	15.18	32.96	250	Pass
11ax (HE80)	CH138	16.22	41.88	250	Pass

U-NII-2C (5470 - 5725 MHz)						
Mode	Channel	RU Config	Conducted Power (dBm)	Conducted Power (mW)	FCC Limit (mW)	Verdict
11ax (HE20) (RU)	CH144	26	10.49	11.19	201	Pass
		52	13.58	22.80	201	Pass
		106	16.08	40.55	201	Pass
11ax (HE40) (RU)	CH142	26	10.57	11.40	250	Pass
		52	13.56	22.70	250	Pass
		106	16.42	43.85	250	Pass
		242	16.36	43.25	250	Pass
11ax (HE80) (RU)	CH138	26	10.52	11.27	250	Pass
		52	13.22	20.99	250	Pass
		106	16.28	42.46	250	Pass
		242	16.91	49.09	250	Pass
		484	16.89	48.87	250	Pass

U-NII-3 straddle channel					
Mode	Channel	Conducted Power (dBm)	Conducted Power (mW)	FCC Limit (mW)	Verdict
11a	CH144	15.85	38.46	1000	Pass
11n (HT20)	CH144	15.45	35.08	1000	Pass
11n (HT40)	CH142	15.52	35.65	1000	Pass
11ac (VHT20)	CH144	15.51	35.56	1000	Pass
11ac (VHT40)	CH142	15.50	35.48	1000	Pass
11ac (VHT80)	CH138	16.35	43.15	1000	Pass
11ax (HE20)	CH144	15.73	37.41	1000	Pass
11ax (HE40)	CH142	15.18	32.96	1000	Pass
11ax (HE80)	CH138	16.22	41.88	1000	Pass

U-NII-3 (5725 - 5850 MHz)						
Mode	Channel	RU Config	Conducted Power (dBm)	Conducted Power (mW)	FCC Limit (mW)	Verdict
11ax (HE20) (RU)	CH144	26	10.45	11.09	1000	Pass
		52	13.40	21.88	1000	Pass
		106	15.95	39.36	1000	Pass
11ax (HE40) (RU)	CH142	26	10.24	10.57	1000	Pass
		52	13.13	20.56	1000	Pass
		106	15.96	39.45	1000	Pass
		242	15.98	39.63	1000	Pass
11ax (HE80) (RU)	CH138	26	10.62	11.53	1000	Pass
		52	13.30	21.38	1000	Pass
		106	16.08	40.55	1000	Pass
		242	16.51	44.77	1000	Pass
		484	16.59	45.60	1000	Pass

Aux. Antenna

U-NII-1 (5150 - 5250 MHz)					
Mode	Channel	Conducted Power (dBm)	Conducted Power (mW)	FCC Limit (mW)	Verdict
11a	CH36	16.17	41.40	250	Pass
11a	CH40	15.78	37.84	250	Pass
11a	CH48	15.74	37.50	250	Pass
11n (HT20)	CH36	15.98	39.63	250	Pass
11n (HT20)	CH40	16.57	45.39	250	Pass
11n (HT20)	CH48	15.45	35.08	250	Pass
11n (HT40)	CH38	9.93	9.84	250	Pass
11n (HT40)	CH46	15.22	33.27	250	Pass
11ac (VHT20)	CH36	15.95	39.36	250	Pass
11ac (VHT20)	CH40	15.59	36.22	250	Pass
11ac (VHT20)	CH48	15.53	35.73	250	Pass
11ac (VHT40)	CH38	12.85	19.28	250	Pass
11ac (VHT40)	CH46	15.19	33.04	250	Pass
11ac (VHT80)	CH42	12.79	19.01	250	Pass
11ac (VHT160)	CH50	11.16	13.06	250	Pass
11ax (HE20) (SU)	CH36	16.02	39.99	250	Pass
11ax (HE20) (SU)	CH40	15.68	36.98	250	Pass
11ax (HE20) (SU)	CH48	15.59	36.22	250	Pass
11ax (HE40) (SU)	CH38	12.62	18.28	250	Pass
11ax (HE40) (SU)	CH46	14.75	29.85	250	Pass
11ax (HE80) (SU)	CH42	13.34	21.58	250	Pass
11ax (HE160) (SU)	CH50	11.21	13.21	250	Pass

U-NII-1 (5150 - 5250 MHz)						
Mode	Channel	RU Config	Conducted Power (dBm)	Conducted Power (mW)	FCC Limit (mW)	Verdict
11ax (HE20) (RU)	CH36	26	8.96	7.87	250	Pass
		52	12.68	18.54	250	Pass
		106	16.06	40.36	250	Pass
	CH40	26	9.31	8.53	250	Pass
		52	12.41	17.42	250	Pass
		106	15.75	37.58	250	Pass
	CH48	26	9.30	8.51	250	Pass
		52	11.66	14.66	250	Pass
		106	14.86	30.62	250	Pass
11ax (HE40) (RU)	CH38	26	9.68	9.29	250	Pass
		52	12.77	18.92	250	Pass
		106	13.43	22.03	250	Pass
		242	13.22	20.99	250	Pass
	CH46	26	9.03	8.00	250	Pass
		52	11.71	14.83	250	Pass
		106	14.43	27.73	250	Pass
		242	14.41	27.61	250	Pass
11ax (HE80) (RU)	CH42	26	8.32	6.79	250	Pass
		52	11.26	13.37	250	Pass
		106	13.33	21.53	250	Pass
		242	13.63	23.07	250	Pass
		484	13.64	23.12	250	Pass
11ax (HE160) (RU)	CH50	26	8.39	6.90	250	Pass
		52	11.24	13.30	250	Pass
		106	11.35	13.65	250	Pass
		242	11.76	15.00	250	Pass
		484	11.63	14.55	250	Pass
		996	11.69	14.76	250	Pass

U-NII-2A (5250 - 5350 MHz)					
Mode	Channel	Conducted Power (dBm)	Conducted Power (mW)	FCC Limit (mW)	Verdict
11a	CH52	15.59	36.22	250	Pass
11a	CH60	15.43	34.91	250	Pass
11a	CH64	15.63	36.56	250	Pass
11n (HT20)	CH52	15.28	33.73	250	Pass
11n (HT20)	CH60	15.14	32.66	250	Pass
11n (HT20)	CH64	15.36	34.36	250	Pass
11n (HT40)	CH54	14.97	31.41	250	Pass
11n (HT40)	CH62	13.02	20.04	250	Pass
11ac (VHT20)	CH52	15.26	33.57	250	Pass
11ac (VHT20)	CH60	15.19	33.04	250	Pass
11ac (VHT20)	CH64	15.41	34.75	250	Pass
11ac (VHT40)	CH54	15.00	31.62	250	Pass
11ac (VHT40)	CH62	13.56	22.70	250	Pass
11ac (VHT80)	CH58	13.18	20.80	250	Pass
11ax (HE20) (SU)	CH52	15.48	35.32	250	Pass
11ax (HE20) (SU)	CH60	15.42	34.83	250	Pass
11ax (HE20) (SU)	CH64	15.58	36.14	250	Pass
11ax (HE40) (SU)	CH54	14.68	29.38	250	Pass
11ax (HE40) (SU)	CH62	13.17	20.75	250	Pass
11ax (HE80) (SU)	CH58	13.03	20.09	250	Pass

U-NII-2A (5250 - 5350 MHz)						
Mode	Channel	RU Config	Conducted Power (dBm)	Conducted Power (mW)	FCC Limit (mW)	Verdict
11ax (HE20) (RU)	CH52	26	8.65	7.33	250	Pass
		52	11.49	14.09	250	Pass
		106	15.75	37.58	250	Pass
	CH60	26	8.57	7.19	250	Pass
		52	11.39	13.77	250	Pass
		106	14.49	28.12	250	Pass
	CH64	26	9.11	8.15	250	Pass
		52	12.04	16.00	250	Pass
		106	14.67	29.31	250	Pass
11ax (HE40) (RU)	CH54	26	8.86	7.69	250	Pass
		52	11.28	13.43	250	Pass
		106	14.74	29.79	250	Pass
		242	15.00	31.62	250	Pass
	CH62	26	8.80	7.59	250	Pass
		52	11.53	14.22	250	Pass
		106	13.72	23.55	250	Pass
		242	13.70	23.44	250	Pass
11ax (HE80) (RU)	CH58	26	8.54	7.14	250	Pass
		52	11.55	14.29	250	Pass
		106	13.23	21.04	250	Pass
		242	13.17	20.75	250	Pass
		484	13.20	20.89	250	Pass

U-NII-2C (5470 - 5725 MHz)					
Mode	Channel	Conducted Power (dBm)	Conducted Power (mW)	FCC Limit (mW)	Verdict
11a	CH100	15.37	34.43	250	Pass
11a	CH116	16.38	43.45	250	Pass
11a	CH140	15.22	33.27	250	Pass
11n (HT20)	CH100	15.01	31.70	250	Pass
11n (HT20)	CH116	16.07	40.46	250	Pass
11n (HT20)	CH140	15.69	37.07	250	Pass
11n (HT40)	CH102	14.51	28.25	250	Pass
11n (HT40)	CH118	15.79	37.93	250	Pass
11n (HT40)	CH134	15.70	37.15	250	Pass
11ac (VHT20)	CH100	15.00	31.62	250	Pass
11ac (VHT20)	CH116	16.04	40.18	250	Pass
11ac (VHT20)	CH140	15.65	36.73	250	Pass
11ac (VHT40)	CH102	15.10	32.36	250	Pass
11ac (VHT40)	CH118	15.80	38.02	250	Pass
11ac (VHT40)	CH134	15.70	37.15	250	Pass
11ac (VHT80)	CH106	15.52	35.65	250	Pass
11ac (VHT80)	CH122	16.67	46.45	250	Pass
11ac (VHT160)	CH114	13.45	22.13	250	Pass
11ax (HE20) (SU)	CH100	15.15	32.73	250	Pass
11ax (HE20) (SU)	CH116	16.16	41.30	250	Pass
11ax (HE20) (SU)	CH140	14.25	26.61	250	Pass
11ax (HE40) (SU)	CH102	13.99	25.06	250	Pass
11ax (HE40) (SU)	CH118	15.39	34.59	250	Pass
11ax (HE40) (SU)	CH134	15.22	33.27	250	Pass
11ax (HE80) (SU)	CH106	14.81	30.27	250	Pass
11ax (HE80) (SU)	CH122	16.52	44.87	250	Pass
11ax (HE160) (SU)	CH114	13.25	21.13	250	Pass

U-NII-2C (5470 - 5725 MHz)						
Mode	Channel	RU Config	Conducted Power (dBm)	Conducted Power (mW)	FCC Limit (mW)	Verdict
11ax (HE20) (RU)	CH100	26	10.36	10.86	250	Pass
		52	13.07	20.28	250	Pass
		106	15.74	37.50	250	Pass
	CH116	26	10.12	10.28	250	Pass
		52	12.96	19.77	250	Pass
		106	16.33	42.95	250	Pass
	CH140	26	9.20	8.32	250	Pass
		52	12.30	16.98	250	Pass
		106	14.61	28.91	250	Pass
11ax (HE40) (RU)	CH102	26	10.47	11.14	250	Pass
		52	13.06	20.23	250	Pass
		106	14.96	31.33	250	Pass
		242	14.70	29.51	250	Pass
	CH118	26	10.25	10.59	250	Pass
		52	13.14	20.61	250	Pass
		106	15.64	36.64	250	Pass
		242	15.47	35.24	250	Pass
	CH134	26	9.68	9.29	250	Pass
		52	12.29	16.94	250	Pass
		106	15.15	32.73	250	Pass
		242	15.22	33.27	250	Pass
11ax (HE80) (RU)	CH106	26	10.37	10.89	250	Pass
		52	13.38	21.78	250	Pass
		106	15.35	34.28	250	Pass
		242	15.46	35.16	250	Pass
		484	15.31	33.96	250	Pass
	CH122	26	10.32	10.76	250	Pass
		52	12.68	18.54	250	Pass
		106	16.47	44.36	250	Pass
		242	16.47	44.36	250	Pass
		484	16.37	43.35	250	Pass
11ax (HE160) (RU)	CH114	26	10.51	11.25	250	Pass
		52	13.63	23.07	250	Pass
		106	14.15	26.00	250	Pass
		242	14.17	26.12	250	Pass
		484	13.90	24.55	250	Pass
		996	13.61	22.96	250	Pass

U-NII-3 (5725 - 5850 MHz)					
Mode	Channel	Conducted Power (dBm)	Conducted Power (mW)	FCC Limit (mW)	Verdict
11a	CH149	15.59	36.22	1000	Pass
11a	CH157	15.54	35.81	1000	Pass
11a	CH165	14.99	31.55	1000	Pass
11n (HT20)	CH149	15.31	33.96	1000	Pass
11n (HT20)	CH157	15.13	32.58	1000	Pass
11n (HT20)	CH165	14.57	28.64	1000	Pass
11n (HT40)	CH151	15.23	33.34	1000	Pass
11n (HT40)	CH159	15.10	32.36	1000	Pass
11ac (VHT20)	CH149	15.34	34.20	1000	Pass
11ac (VHT20)	CH157	15.25	33.50	1000	Pass
11ac (VHT20)	CH165	14.67	29.31	1000	Pass
11ac (VHT40)	CH151	15.29	33.81	1000	Pass
11ac (VHT40)	CH159	15.13	32.58	1000	Pass
11ac (VHT80)	CH155	15.99	39.72	1000	Pass
11ax (HE20) (SU)	CH149	15.60	36.31	1000	Pass
11ax (HE20) (SU)	CH157	15.49	35.40	1000	Pass
11ax (HE20) (SU)	CH165	14.98	31.48	1000	Pass
11ax (HE40) (SU)	CH151	14.95	31.26	1000	Pass
11ax (HE40) (SU)	CH159	14.78	30.06	1000	Pass
11ax (HE80) (SU)	CH155	15.52	35.65	1000	Pass

U-NII-3 (5725 - 5850 MHz)						
Mode	Channel	RU Config	Conducted Power (dBm)	Conducted Power (mW)	FCC Limit (mW)	Verdict
11ax (HE20) (RU)	CH149	26	15.90	38.90	1000	Pass
		52	15.80	38.02	1000	Pass
		106	15.83	38.28	1000	Pass
	CH157	26	15.80	38.02	1000	Pass
		52	15.57	36.06	1000	Pass
		106	15.76	37.67	1000	Pass
	CH165	26	14.84	30.48	1000	Pass
		52	14.76	29.92	1000	Pass
		106	14.88	30.76	1000	Pass
11ax (HE40) (RU)	CH151	26	15.02	31.77	1000	Pass
		52	15.05	31.99	1000	Pass
		106	15.11	32.43	1000	Pass
		242	14.93	31.12	1000	Pass
	CH159	26	14.22	26.42	1000	Pass
		52	14.37	27.35	1000	Pass
		106	14.47	27.99	1000	Pass
		242	14.53	28.38	1000	Pass
11ax (HE80) (RU)	CH155	26	15.63	36.56	1000	Pass
		52	15.57	36.06	1000	Pass
		106	15.03	31.84	1000	Pass
		242	15.30	33.88	1000	Pass
		484	15.30	33.88	1000	Pass

U-NII-2C straddle channel					
Mode	Channel	Conducted Power (dBm)	Conducted Power (mW)	FCC Limit (mW)	Verdict
11a	CH144	17.01	50.23	193	Pass
11n (HT20)	CH144	16.73	47.10	198	Pass
11n (HT40)	CH142	16.49	44.57	250	Pass
11ac (VHT20)	CH144	16.70	46.77	195	Pass
11ac (VHT40)	CH142	16.43	43.95	250	Pass
11ac (VHT80)	CH138	17.12	51.52	250	Pass
11ax (HE20)	CH144	16.95	49.55	203	Pass
11ax (HE40)	CH142	16.12	40.93	250	Pass
11ax (HE80)	CH138	16.99	50.00	250	Pass

U-NII-2C (5470 - 5725 MHz)						
Mode	Channel	RU Config	Conducted Power (dBm)	Conducted Power (mW)	FCC Limit (mW)	Verdict
11ax (HE20) (RU)	CH144	26	9.43	8.77	203	Pass
		52	12.58	18.11	203	Pass
		106	15.19	33.04	203	Pass
11ax (HE40) (RU)	CH142	26	9.44	8.79	250	Pass
		52	12.18	16.52	250	Pass
		106	15.83	38.28	250	Pass
		242	15.64	36.64	250	Pass
11ax (HE80) (RU)	CH138	26	10.33	10.79	250	Pass
		52	12.67	18.49	250	Pass
		106	15.90	38.90	250	Pass
		242	16.49	44.57	250	Pass
		484	16.38	43.45	250	Pass

U-NII-3 straddle channel					
Mode	Channel	Conducted Power (dBm)	Conducted Power (mW)	FCC Limit (mW)	Verdict
11a	CH144	17.01	50.23	1000	Pass
11n (HT20)	CH144	16.73	47.10	1000	Pass
11n (HT40)	CH142	16.49	44.57	1000	Pass
11ac (VHT20)	CH144	16.70	46.77	1000	Pass
11ac (VHT40)	CH142	16.43	43.95	1000	Pass
11ac (VHT80)	CH138	17.12	51.52	1000	Pass
11ax (HE20)	CH144	16.95	49.55	1000	Pass
11ax (HE40)	CH142	16.12	40.93	1000	Pass
11ax (HE80)	CH138	16.99	50.00	1000	Pass

U-NII-3 (5725 - 5850 MHz)						
Mode	Channel	RU Config	Conducted Power (dBm)	Conducted Power (mW)	FCC Limit (mW)	Verdict
11ax (HE20) (RU)	CH144	26	8.83	7.64	1000	Pass
		52	12.25	16.79	1000	Pass
		106	14.93	31.12	1000	Pass
11ax (HE40) (RU)	CH142	26	8.80	7.59	1000	Pass
		52	11.55	14.29	1000	Pass
		106	14.99	31.55	1000	Pass
		242	14.99	31.55	1000	Pass
11ax (HE80) (RU)	CH138	26	9.24	8.39	1000	Pass
		52	12.11	16.26	1000	Pass
		106	15.25	33.50	1000	Pass
		242	15.64	36.64	1000	Pass
		484	15.70	37.15	1000	Pass

MIMO (CDD Mode)

U-NII-1 (5150 - 5250 MHz)					
Mode	Channel	Conducted Power (dBm)	Conducted Power (mW)	FCC Limit (mW)	Verdict
11a	CH36	19.50	89.13	250	Pass
11a	CH40	19.52	89.54	250	Pass
11a	CH48	19.28	84.72	250	Pass
11n (HT20)	CH36	19.19	82.99	250	Pass
11n (HT20)	CH40	19.66	92.47	250	Pass
11n (HT20)	CH48	19.03	79.98	250	Pass
11n (HT40)	CH38	13.97	24.95	250	Pass
11n (HT40)	CH46	18.79	75.68	250	Pass
11ac (VHT20)	CH36	19.03	79.98	250	Pass
11ac (VHT20)	CH40	19.06	80.54	250	Pass
11ac (VHT20)	CH48	18.84	76.56	250	Pass
11ac (VHT40)	CH38	16.48	44.46	250	Pass
11ac (VHT40)	CH46	18.66	73.45	250	Pass
11ac (VHT80)	CH42	17.03	50.47	250	Pass
11ac (VHT160)	CH50	15.13	32.58	250	Pass
11ax (HE20) (SU)	CH36	19.31	85.31	250	Pass
11ax (HE20) (SU)	CH40	19.39	86.90	250	Pass
11ax (HE20) (SU)	CH48	19.17	82.60	250	Pass
11ax (HE40) (SU)	CH38	16.18	41.50	250	Pass
11ax (HE40) (SU)	CH46	18.63	72.95	250	Pass
11ax (HE80) (SU)	CH42	17.42	55.21	250	Pass
11ax (HE160) (SU)	CH50	15.22	33.27	250	Pass

U-NII-1 (5150 - 5250 MHz)						
Mode	Channel	RU Config	Conducted Power (dBm)	Conducted Power (mW)	FCC Limit (mW)	Verdict
11ax (HE20) (RU)	CH36	26	12.70	18.62	250	Pass
		52	16.09	40.64	250	Pass
		106	19.30	85.11	250	Pass
	CH40	26	12.97	19.82	250	Pass
		52	15.96	39.45	250	Pass
		106	18.90	77.62	250	Pass
	CH48	26	12.95	19.72	250	Pass
		52	15.35	34.28	250	Pass
		106	18.51	70.96	250	Pass
11ax (HE40) (RU)	CH38	26	13.07	20.28	250	Pass
		52	16.13	41.02	250	Pass
		106	16.62	45.92	250	Pass
		242	16.43	43.95	250	Pass
	CH46	26	12.75	18.84	250	Pass
		52	15.52	35.65	250	Pass
		106	18.10	64.57	250	Pass
		242	18.42	69.50	250	Pass
11ax (HE80) (RU)	CH42	26	12.50	17.78	250	Pass
		52	15.50	35.48	250	Pass
		106	17.62	57.81	250	Pass
		242	17.79	60.12	250	Pass
		484	17.73	59.29	250	Pass
11ax (HE160) (RU)	CH50	26	12.72	18.71	250	Pass
		52	15.59	36.22	250	Pass
		106	15.63	36.56	250	Pass
		242	15.65	36.73	250	Pass
		484	15.57	36.06	250	Pass
		996	15.44	34.99	250	Pass

U-NII-2A (5250 - 5350 MHz)					
Mode	Channel	Conducted Power (dBm)	Conducted Power (mW)	FCC Limit (mW)	Verdict
11a	CH52	19.20	83.18	250	Pass
11a	CH60	19.16	82.41	250	Pass
11a	CH64	19.50	89.13	250	Pass
11n (HT20)	CH52	18.95	78.52	250	Pass
11n (HT20)	CH60	18.90	77.62	250	Pass
11n (HT20)	CH64	19.18	82.79	250	Pass
11n (HT40)	CH54	18.68	73.79	250	Pass
11n (HT40)	CH62	17.11	51.40	250	Pass
11ac (VHT20)	CH52	18.89	77.45	250	Pass
11ac (VHT20)	CH60	18.93	78.16	250	Pass
11ac (VHT20)	CH64	19.19	82.99	250	Pass
11ac (VHT40)	CH54	18.67	73.62	250	Pass
11ac (VHT40)	CH62	17.62	57.81	250	Pass
11ac (VHT80)	CH58	17.29	53.58	250	Pass
11ax (HE20) (SU)	CH52	19.10	81.28	250	Pass
11ax (HE20) (SU)	CH60	19.15	82.22	250	Pass
11ax (HE20) (SU)	CH64	19.38	86.70	250	Pass
11ax (HE40) (SU)	CH54	18.11	64.71	250	Pass
11ax (HE40) (SU)	CH62	17.26	53.21	250	Pass
11ax (HE80) (SU)	CH58	17.17	52.12	250	Pass

U-NII-2A (5250 - 5350 MHz)						
Mode	Channel	RU Config	Conducted Power (dBm)	Conducted Power (mW)	FCC Limit (mW)	Verdict
11ax (HE20) (RU)	CH52	26	12.53	17.91	250	Pass
		52	15.37	34.43	250	Pass
		106	19.00	79.43	250	Pass
	CH60	26	12.32	17.06	250	Pass
		52	15.14	32.66	250	Pass
		106	18.28	67.30	250	Pass
	CH64	26	12.95	19.72	250	Pass
		52	15.85	38.46	250	Pass
		106	18.44	69.82	250	Pass
11ax (HE40) (RU)	CH54	26	12.63	18.32	250	Pass
		52	15.38	34.51	250	Pass
		106	18.54	71.45	250	Pass
		242	18.75	74.99	250	Pass
	CH62	26	12.77	18.92	250	Pass
		52	15.40	34.67	250	Pass
		106	17.54	56.75	250	Pass
		242	17.57	57.15	250	Pass
11ax (HE80) (RU)	CH58	26	12.56	18.03	250	Pass
		52	15.57	36.06	250	Pass
		106	17.17	52.12	250	Pass
		242	17.15	51.88	250	Pass
		484	17.13	51.64	250	Pass

U-NII-2C (5470 - 5725 MHz)					
Mode	Channel	Conducted Power (dBm)	Conducted Power (mW)	FCC Limit (mW)	Verdict
11a	CH100	17.99	62.95	250	Pass
11a	CH116	19.17	82.60	250	Pass
11a	CH140	18.63	72.95	250	Pass
11n (HT20)	CH100	17.68	58.61	250	Pass
11n (HT20)	CH116	18.89	77.45	250	Pass
11n (HT20)	CH140	19.12	81.66	250	Pass
11n (HT40)	CH102	16.48	44.46	250	Pass
11n (HT40)	CH118	18.65	73.28	250	Pass
11n (HT40)	CH134	18.87	77.09	250	Pass
11ac (VHT20)	CH100	17.69	58.75	250	Pass
11ac (VHT20)	CH116	18.88	77.27	250	Pass
11ac (VHT20)	CH140	19.11	81.47	250	Pass
11ac (VHT40)	CH102	17.06	50.82	250	Pass
11ac (VHT40)	CH118	18.63	72.95	250	Pass
11ac (VHT40)	CH134	18.85	76.74	250	Pass
11ac (VHT80)	CH106	17.97	62.66	250	Pass
11ac (VHT80)	CH122	19.66	92.47	250	Pass
11ac (VHT160)	CH114	16.34	43.05	250	Pass
11ax (HE20) (SU)	CH100	17.89	61.52	250	Pass
11ax (HE20) (SU)	CH116	19.01	79.62	250	Pass
11ax (HE20) (SU)	CH140	17.83	60.67	250	Pass
11ax (HE40) (SU)	CH102	16.02	39.99	250	Pass
11ax (HE40) (SU)	CH118	18.24	66.68	250	Pass
11ax (HE40) (SU)	CH134	18.38	68.87	250	Pass
11ax (HE80) (SU)	CH106	17.27	53.33	250	Pass
11ax (HE80) (SU)	CH122	19.53	89.74	250	Pass
11ax (HE160) (SU)	CH114	16.00	39.81	250	Pass

U-NII-2C (5470 - 5725 MHz)						
Mode	Channel	RU Config	Conducted Power (dBm)	Conducted Power (mW)	FCC Limit (mW)	Verdict
11ax (HE20) (RU)	CH100	26	13.09	20.37	250	Pass
		52	15.79	37.93	250	Pass
		106	18.41	69.34	250	Pass
	CH116	26	13.13	20.56	250	Pass
		52	16.01	39.90	250	Pass
		106	19.22	83.56	250	Pass
	CH140	26	12.83	19.19	250	Pass
		52	15.75	37.58	250	Pass
		106	18.23	66.53	250	Pass
11ax (HE40) (RU)	CH102	26	12.48	17.70	250	Pass
		52	15.07	32.14	250	Pass
		106	16.99	50.00	250	Pass
		242	16.70	46.77	250	Pass
	CH118	26	13.28	21.28	250	Pass
		52	16.18	41.50	250	Pass
		106	18.61	72.61	250	Pass
		242	18.42	69.50	250	Pass
	CH134	26	13.00	19.95	250	Pass
		52	15.77	37.76	250	Pass
		106	18.44	69.82	250	Pass
		242	18.42	69.50	250	Pass
11ax (HE80) (RU)	CH106	26	12.70	18.62	250	Pass
		52	15.68	36.98	250	Pass
		106	17.67	58.48	250	Pass
		242	17.80	60.26	250	Pass
		484	17.71	59.02	250	Pass
	CH122	26	13.05	20.18	250	Pass
		52	15.50	35.48	250	Pass
		106	19.18	82.79	250	Pass
		242	19.24	83.95	250	Pass
		484	19.24	83.95	250	Pass
11ax (HE160) (RU)	CH114	26	13.21	20.94	250	Pass
		52	16.20	41.69	250	Pass
		106	16.72	46.99	250	Pass
		242	16.72	46.99	250	Pass
		484	16.49	44.57	250	Pass
		996	16.26	42.27	250	Pass

U-NII-3 (5725 - 5850 MHz)					
Mode	Channel	Conducted Power (dBm)	Conducted Power (mW)	FCC Limit (mW)	Verdict
11a	CH149	19.44	87.90	1000	Pass
11a	CH157	19.62	91.62	1000	Pass
11a	CH165	18.97	78.89	1000	Pass
11n (HT20)	CH149	19.07	80.72	1000	Pass
11n (HT20)	CH157	19.25	84.14	1000	Pass
11n (HT20)	CH165	18.64	73.11	1000	Pass
11n (HT40)	CH151	19.05	80.35	1000	Pass
11n (HT40)	CH159	19.07	80.72	1000	Pass
11ac (VHT20)	CH149	19.14	82.04	1000	Pass
11ac (VHT20)	CH157	19.33	85.70	1000	Pass
11ac (VHT20)	CH165	18.67	73.62	1000	Pass
11ac (VHT40)	CH151	19.06	80.54	1000	Pass
11ac (VHT40)	CH159	19.10	81.28	1000	Pass
11ac (VHT80)	CH155	20.02	100.46	1000	Pass
11ax (HE20) (SU)	CH149	19.36	86.30	1000	Pass
11ax (HE20) (SU)	CH157	19.50	89.13	1000	Pass
11ax (HE20) (SU)	CH165	18.93	78.16	1000	Pass
11ax (HE40) (SU)	CH151	18.75	74.99	1000	Pass
11ax (HE40) (SU)	CH159	18.85	76.74	1000	Pass
11ax (HE80) (SU)	CH155	19.43	87.70	1000	Pass

U-NII-3 (5725 - 5850 MHz)						
Mode	Channel	RU Config	Conducted Power (dBm)	Conducted Power (mW)	FCC Limit (mW)	Verdict
11ax (HE20) (RU)	CH149	26	19.49	88.92	1000	Pass
		52	19.41	87.30	1000	Pass
		106	19.58	90.78	1000	Pass
	CH157	26	19.57	90.57	1000	Pass
		52	19.45	88.10	1000	Pass
		106	19.76	94.62	1000	Pass
	CH165	26	18.95	78.52	1000	Pass
		52	18.89	77.45	1000	Pass
		106	18.94	78.34	1000	Pass
11ax (HE40) (RU)	CH151	26	18.85	76.74	1000	Pass
		52	18.89	77.45	1000	Pass
		106	18.99	79.25	1000	Pass
		242	18.84	76.56	1000	Pass
	CH159	26	18.53	71.29	1000	Pass
		52	18.66	73.45	1000	Pass
		106	18.69	73.96	1000	Pass
		242	18.74	74.82	1000	Pass
11ax (HE80) (RU)	CH155	26	19.69	93.11	1000	Pass
		52	19.66	92.47	1000	Pass
		106	19.60	91.20	1000	Pass
		242	19.72	93.76	1000	Pass
		484	19.62	91.62	1000	Pass

U-NII-2C straddle channel					
Mode	Channel	Conducted Power (dBm)	Conducted Power (mW)	FCC Limit (mW)	Verdict
11a	CH144	19.48	88.72	209	Pass
11n (HT20)	CH144	19.15	82.22	201	Pass
11n (HT40)	CH142	19.04	80.17	250	Pass
11ac (VHT20)	CH144	19.16	82.41	200	Pass
11ac (VHT40)	CH142	19.00	79.43	250	Pass
11ac (VHT80)	CH138	19.76	94.62	250	Pass
11ax (HE20)	CH144	19.39	86.90	201	Pass
11ax (HE40)	CH142	18.69	73.96	250	Pass
11ax (HE80)	CH138	19.63	91.83	250	Pass

U-NII-2C (5470 - 5725 MHz)						
Mode	Channel	RU Config	Conducted Power (dBm)	Conducted Power (mW)	FCC Limit (mW)	Verdict
11ax (HE20) (RU)	CH144	26	13.00	19.96	201	Pass
		52	16.12	40.92	201	Pass
		106	18.67	73.59	201	Pass
11ax (HE40) (RU)	CH142	26	13.05	20.19	250	Pass
		52	15.93	39.22	250	Pass
		106	19.15	82.14	250	Pass
		242	19.03	79.90	250	Pass
11ax (HE80) (RU)	CH138	26	13.44	22.06	250	Pass
		52	15.96	39.48	250	Pass
		106	19.10	81.37	250	Pass
		242	19.72	93.66	250	Pass
		484	19.65	92.32	250	Pass

U-NII-3 straddle channel					
Mode	Channel	Conducted Power (dBm)	Conducted Power (mW)	FCC Limit (mW)	Verdict
11a	CH144	19.48	88.72	1000	Pass
11n (HT20)	CH144	19.15	82.22	1000	Pass
11n (HT40)	CH142	19.04	80.17	1000	Pass
11ac (VHT20)	CH144	19.16	82.41	1000	Pass
11ac (VHT40)	CH142	19.00	79.43	1000	Pass
11ac (VHT80)	CH138	19.76	94.62	1000	Pass
11ax (HE20)	CH144	19.39	86.90	1000	Pass
11ax (HE40)	CH142	18.69	73.96	1000	Pass
11ax (HE80)	CH138	19.63	91.83	1000	Pass

U-NII-3 (5725 - 5850 MHz)						
Mode	Channel	RU Config	Conducted Power (dBm)	Conducted Power (mW)	FCC Limit (mW)	Verdict
11ax (HE20) (RU)	CH144	26	12.73	18.73	1000	Pass
		52	15.87	38.67	1000	Pass
		106	18.48	70.47	1000	Pass
11ax (HE40) (RU)	CH142	26	12.59	18.15	1000	Pass
		52	15.42	34.85	1000	Pass
		106	18.51	71.00	1000	Pass
		242	18.52	71.18	1000	Pass
11ax (HE80) (RU)	CH138	26	12.99	19.93	1000	Pass
		52	15.76	37.64	1000	Pass
		106	18.70	74.05	1000	Pass
		242	19.11	81.42	1000	Pass
		484	19.18	82.76	1000	Pass

MIMO (Beamforming Mode)

U-NII-1 (5150 - 5250 MHz)					
Mode	Channel	Conducted Power (dBm)	Conducted Power (mW)	FCC Limit (mW)	Verdict
11n (HT20)	CH36	16.01	39.90	250	Pass
11n (HT20)	CH40	16.70	46.77	250	Pass
11n (HT20)	CH48	15.95	39.36	250	Pass
11n (HT40)	CH38	10.81	12.05	250	Pass
11n (HT40)	CH46	15.78	37.84	250	Pass
11ac (VHT20)	CH36	16.11	40.83	250	Pass
11ac (VHT20)	CH40	15.83	38.28	250	Pass
11ac (VHT20)	CH48	15.76	37.67	250	Pass
11ac (VHT40)	CH38	13.45	22.13	250	Pass
11ac (VHT40)	CH46	15.59	36.22	250	Pass
11ac (VHT80)	CH42	13.97	24.95	250	Pass
11ac (VHT160)	CH50	11.97	15.74	250	Pass
11ax (HE20) (SU)	CH36	16.37	43.35	250	Pass
11ax (HE20) (SU)	CH40	16.51	44.77	250	Pass
11ax (HE20) (SU)	CH48	16.16	41.30	250	Pass
11ax (HE40) (SU)	CH38	13.23	21.04	250	Pass
11ax (HE40) (SU)	CH46	15.59	36.22	250	Pass
11ax (HE80) (SU)	CH42	14.29	26.85	250	Pass
11ax (HE160) (SU)	CH50	12.28	16.90	250	Pass

U-NII-1 (5150 - 5250 MHz)						
Mode	Channel	RU Config	Conducted Power (dBm)	Conducted Power (mW)	FCC Limit (mW)	Verdict
11ax (HE20) (RU)	CH36	26	9.58	9.08	250	Pass
		52	13.03	20.09	250	Pass
		106	16.17	41.40	250	Pass
	CH40	26	10.05	10.12	250	Pass
		52	12.72	18.71	250	Pass
		106	16.04	40.18	250	Pass
	CH48	26	9.91	9.79	250	Pass
		52	12.24	16.75	250	Pass
		106	15.53	35.73	250	Pass
11ax (HE40) (RU)	CH38	26	10.13	10.30	250	Pass
		52	13.19	20.84	250	Pass
		106	13.65	23.17	250	Pass
		242	13.42	21.98	250	Pass
	CH46	26	9.85	9.66	250	Pass
		52	12.44	17.54	250	Pass
		106	15.05	31.99	250	Pass
		242	15.46	35.16	250	Pass
11ax (HE80) (RU)	CH42	26	9.47	8.85	250	Pass
		52	12.49	17.74	250	Pass
		106	14.73	29.72	250	Pass
		242	14.88	30.76	250	Pass
		484	14.77	29.99	250	Pass
11ax (HE160) (RU)	CH50	26	9.87	9.71	250	Pass
		52	12.42	17.46	250	Pass
		106	12.81	19.10	250	Pass
		242	12.80	19.05	250	Pass
		484	12.50	17.78	250	Pass
		996	12.35	17.18	250	Pass

U-NII-2A (5250 - 5350 MHz)					
Mode	Channel	Conducted Power (dBm)	Conducted Power (mW)	FCC Limit (mW)	Verdict
11n (HT20)	CH52	15.96	39.45	250	Pass
11n (HT20)	CH60	15.89	38.82	250	Pass
11n (HT20)	CH64	16.32	42.85	250	Pass
11n (HT40)	CH54	15.65	36.73	250	Pass
11n (HT40)	CH62	14.19	26.24	250	Pass
11ac (VHT20)	CH52	15.70	37.15	250	Pass
11ac (VHT20)	CH60	15.88	38.73	250	Pass
11ac (VHT20)	CH64	16.37	43.35	250	Pass
11ac (VHT40)	CH54	15.59	36.22	250	Pass
11ac (VHT40)	CH62	14.62	28.97	250	Pass
11ac (VHT80)	CH58	14.30	26.92	250	Pass
11ax (HE20) (SU)	CH52	15.96	39.45	250	Pass
11ax (HE20) (SU)	CH60	16.14	41.11	250	Pass
11ax (HE20) (SU)	CH64	16.57	45.39	250	Pass
11ax (HE40) (SU)	CH54	15.09	32.28	250	Pass
11ax (HE40) (SU)	CH62	14.34	27.16	250	Pass
11ax (HE80) (SU)	CH58	14.20	26.30	250	Pass

U-NII-2A (5250 - 5350 MHz)						
Mode	Channel	RU Config	Conducted Power (dBm)	Conducted Power (mW)	FCC Limit (mW)	Verdict
11ax (HE20) (RU)	CH52	26	9.66	9.25	250	Pass
		52	12.30	16.98	250	Pass
		106	15.92	39.08	250	Pass
	CH60	26	9.33	8.57	250	Pass
		52	12.17	16.48	250	Pass
		106	15.15	32.73	250	Pass
	CH64	26	10.03	10.07	250	Pass
		52	12.92	19.59	250	Pass
		106	15.53	35.73	250	Pass
11ax (HE40) (RU)	CH54	26	9.68	9.29	250	Pass
		52	12.47	17.66	250	Pass
		106	15.62	36.48	250	Pass
		242	15.91	38.99	250	Pass
	CH62	26	9.89	9.75	250	Pass
		52	12.42	17.46	250	Pass
		106	14.50	28.18	250	Pass
		242	14.49	28.12	250	Pass
11ax (HE80) (RU)	CH58	26	9.64	9.20	250	Pass
		52	12.45	17.58	250	Pass
		106	14.25	26.61	250	Pass
		242	13.98	25.00	250	Pass
		484	14.05	25.41	250	Pass

U-NII-2C (5470 - 5725 MHz)					
Mode	Channel	Conducted Power (dBm)	Conducted Power (mW)	FCC Limit (mW)	Verdict
11n (HT20)	CH100	14.72	29.65	250	Pass
11n (HT20)	CH116	15.78	37.84	250	Pass
11n (HT20)	CH140	16.02	39.99	250	Pass
11n (HT40)	CH102	13.47	22.23	250	Pass
11n (HT40)	CH118	15.66	36.81	250	Pass
11n (HT40)	CH134	15.84	38.37	250	Pass
11ac (VHT20)	CH100	14.74	29.79	250	Pass
11ac (VHT20)	CH116	15.90	38.90	250	Pass
11ac (VHT20)	CH140	16.23	41.98	250	Pass
11ac (VHT40)	CH102	13.88	24.43	250	Pass
11ac (VHT40)	CH118	15.83	38.28	250	Pass
11ac (VHT40)	CH134	15.67	36.90	250	Pass
11ac (VHT80)	CH106	14.98	31.48	250	Pass
11ac (VHT80)	CH122	16.60	45.71	250	Pass
11ac (VHT160)	CH114	13.28	21.28	250	Pass
11ax (HE20) (SU)	CH100	14.98	31.48	250	Pass
11ax (HE20) (SU)	CH116	16.03	40.09	250	Pass
11ax (HE20) (SU)	CH140	14.73	29.72	250	Pass
11ax (HE40) (SU)	CH102	13.01	20.00	250	Pass
11ax (HE40) (SU)	CH118	15.39	34.59	250	Pass
11ax (HE40) (SU)	CH134	15.25	33.50	250	Pass
11ax (HE80) (SU)	CH106	14.30	26.92	250	Pass
11ax (HE80) (SU)	CH122	16.45	44.16	250	Pass
11ax (HE160) (SU)	CH114	13.15	20.65	250	Pass

U-NII-2C (5470 - 5725 MHz)						
Mode	Channel	RU Config	Conducted Power (dBm)	Conducted Power (mW)	FCC Limit (mW)	Verdict
11ax (HE20) (RU)	CH100	26	10.11	10.26	250	Pass
		52	12.72	18.71	250	Pass
		106	15.49	35.40	250	Pass
	CH116	26	10.09	10.21	250	Pass
		52	13.05	20.18	250	Pass
		106	16.22	41.88	250	Pass
	CH140	26	10.01	10.02	250	Pass
		52	12.74	18.79	250	Pass
		106	15.22	33.27	250	Pass
11ax (HE40) (RU)	CH102	26	9.46	8.83	250	Pass
		52	12.29	16.94	250	Pass
		106	14.08	25.59	250	Pass
		242	13.61	22.96	250	Pass
	CH118	26	10.20	10.47	250	Pass
		52	13.04	20.14	250	Pass
		106	15.81	38.11	250	Pass
		242	15.22	33.27	250	Pass
	CH134	26	10.07	10.16	250	Pass
		52	12.87	19.36	250	Pass
		106	15.33	34.12	250	Pass
		242	15.41	34.75	250	Pass
11ax (HE80) (RU)	CH106	26	9.63	9.18	250	Pass
		52	12.70	18.62	250	Pass
		106	14.72	29.65	250	Pass
		242	14.68	29.38	250	Pass
		484	14.71	29.58	250	Pass
	CH122	26	10.14	10.33	250	Pass
		52	12.41	17.42	250	Pass
		106	16.27	42.36	250	Pass
		242	16.26	42.27	250	Pass
		484	16.13	41.02	250	Pass
11ax (HE160) (RU)	CH114	26	10.29	10.69	250	Pass
		52	13.27	21.23	250	Pass
		106	13.66	23.23	250	Pass
		242	13.83	24.15	250	Pass
		484	13.57	22.75	250	Pass
		996	13.15	20.65	250	Pass

U-NII-3 (5725 - 5850 MHz)					
Mode	Channel	Conducted Power (dBm)	Conducted Power (mW)	FCC Limit (mW)	Verdict
11n (HT20)	CH149	16.01	39.90	1000	Pass
11n (HT20)	CH157	16.17	41.40	1000	Pass
11n (HT20)	CH165	15.79	37.93	1000	Pass
11n (HT40)	CH151	15.99	39.72	1000	Pass
11n (HT40)	CH159	15.99	39.72	1000	Pass
11ac (VHT20)	CH149	16.28	42.46	1000	Pass
11ac (VHT20)	CH157	16.37	43.35	1000	Pass
11ac (VHT20)	CH165	15.58	36.14	1000	Pass
11ac (VHT40)	CH151	15.91	38.99	1000	Pass
11ac (VHT40)	CH159	15.99	39.72	1000	Pass
11ac (VHT80)	CH155	17.03	50.47	1000	Pass
11ax (HE20) (SU)	CH149	16.37	43.35	1000	Pass
11ax (HE20) (SU)	CH157	16.39	43.55	1000	Pass
11ax (HE20) (SU)	CH165	15.80	38.02	1000	Pass
11ax (HE40) (SU)	CH151	15.61	36.39	1000	Pass
11ax (HE40) (SU)	CH159	15.90	38.90	1000	Pass
11ax (HE80) (SU)	CH155	16.41	43.75	1000	Pass

U-NII-3 (5725 - 5850 MHz)						
Mode	Channel	RU Config	Conducted Power (dBm)	Conducted Power (mW)	FCC Limit (mW)	Verdict
11ax (HE20) (RU)	CH149	26	16.65	46.24	1000	Pass
		52	16.48	44.46	1000	Pass
		106	16.60	45.71	1000	Pass
	CH157	26	16.42	43.85	1000	Pass
		52	16.52	44.87	1000	Pass
		106	16.79	47.75	1000	Pass
	CH165	26	16.01	39.90	1000	Pass
		52	16.11	40.83	1000	Pass
		106	15.84	38.37	1000	Pass
11ax (HE40) (RU)	CH151	26	15.83	38.28	1000	Pass
		52	15.83	38.28	1000	Pass
		106	15.90	38.90	1000	Pass
		242	15.95	39.36	1000	Pass
	CH159	26	15.53	35.73	1000	Pass
		52	15.66	36.81	1000	Pass
		106	15.64	36.64	1000	Pass
		242	15.71	37.24	1000	Pass
11ax (HE80) (RU)	CH155	26	16.67	46.45	1000	Pass
		52	16.67	46.45	1000	Pass
		106	16.64	46.13	1000	Pass
		242	16.59	45.60	1000	Pass
		484	16.80	47.86	1000	Pass

U-NII-2C straddle channel					
Mode	Channel	Conducted Power (dBm)	Conducted Power (mW)	FCC Limit (mW)	Verdict
11n (HT20)	CH144	16.00	39.81	198	Pass
11n (HT40)	CH142	16.09	40.64	250	Pass
11ac (VHT20)	CH144	15.94	39.26	195	Pass
11ac (VHT40)	CH142	15.94	39.26	250	Pass
11ac (VHT80)	CH138	16.76	47.42	250	Pass
11ax (HE20)	CH144	16.29	42.56	203	Pass
11ax (HE40)	CH142	15.72	37.33	250	Pass
11ax (HE80)	CH138	16.68	46.56	250	Pass

U-NII-2C (5470 - 5725 MHz)						
Mode	Channel	RU Config	Conducted Power (dBm)	Conducted Power (mW)	FCC Limit (mW)	Verdict
11ax (HE20) (RU)	CH144	26	13.00	19.96	201	Pass
		52	16.12	40.92	201	Pass
		106	18.67	73.59	201	Pass
11ax (HE40) (RU)	CH142	26	13.05	20.19	250	Pass
		52	15.93	39.22	250	Pass
		106	19.15	82.14	250	Pass
		242	19.03	79.90	250	Pass
11ax (HE80) (RU)	CH138	26	13.44	22.06	250	Pass
		52	15.96	39.48	250	Pass
		106	19.10	81.37	250	Pass
		242	19.72	93.66	250	Pass
		484	19.65	92.32	250	Pass

U-NII-3 straddle channel					
Mode	Channel	Conducted Power (dBm)	Conducted Power (mW)	FCC Limit (mW)	Verdict
11n (HT20)	CH144	16.00	39.81	1000	Pass
11n (HT40)	CH142	16.09	40.64	1000	Pass
11ac (VHT20)	CH144	15.94	39.26	1000	Pass
11ac (VHT40)	CH142	15.94	39.26	1000	Pass
11ac (VHT80)	CH138	16.76	47.42	1000	Pass
11ax (HE20)	CH144	16.29	42.56	1000	Pass
11ax (HE40)	CH142	15.72	37.33	1000	Pass
11ax (HE80)	CH138	16.68	46.56	1000	Pass

U-NII-3 (5725 - 5850 MHz)						
Mode	Channel	RU Config	Conducted Power (dBm)	Conducted Power (mW)	FCC Limit (mW)	Verdict
11ax (HE20) (RU)	CH144	26	12.73	18.73	1000	Pass
		52	15.87	38.67	1000	Pass
		106	18.48	70.47	1000	Pass
11ax (HE40) (RU)	CH142	26	12.59	18.15	1000	Pass
		52	15.42	34.85	1000	Pass
		106	18.51	71.00	1000	Pass
		242	18.52	71.18	1000	Pass
11ax (HE80) (RU)	CH138	26	12.99	19.93	1000	Pass
		52	15.76	37.64	1000	Pass
		106	18.70	74.05	1000	Pass
		242	19.11	81.42	1000	Pass
		484	19.18	82.76	1000	Pass

A.2 Emission Bandwidth & 99% Bandwidth

Note: Test plots please refer to the document “Annex No.: BL-SZ2470686-604 Data Part 1.pdf”.

Test Data

Main Antenna

U-NII-1 (5150 - 5250 MHz)			
Mode	Channel	26 dB Bandwidth (MHz)	99% Bandwidth (MHz)
11a	CH36	20.19	16.39
11a	CH40	20.33	16.40
11a	CH48	20.53	16.39
11n (HT20)	CH36	21.61	17.57
11n (HT20)	CH40	21.12	17.57
11n (HT20)	CH48	21.18	17.57
11n (HT40)	CH38	40.52	36.05
11n (HT40)	CH46	40.67	36.04
11ac (VHT20)	CH36	21.04	17.56
11ac (VHT20)	CH40	21.52	17.58
11ac (VHT20)	CH48	21.28	17.57
11ac (VHT40)	CH38	40.26	36.05
11ac (VHT40)	CH46	40.62	36.04
11ac (VHT80)	CH42	83.65	75.51
11ac (VHT160)	CH50	166.80	154.53
11ax (HE20) (SU)	CH36	22.02	18.90
11ax (HE20) (SU)	CH40	21.48	18.92
11ax (HE20) (SU)	CH48	21.67	18.92
11ax (HE40) (SU)	CH38	41.11	37.67
11ax (HE40) (SU)	CH46	40.87	37.70
11ax (HE80) (SU)	CH42	83.71	77.25
11ax (HE160) (SU)	CH50	165.90	156.39

U-NII-2A (5250 - 5350 MHz)			
Mode	Channel	26 dB Bandwidth (MHz)	99% Bandwidth (MHz)
11a	CH52	21.12	16.40
11a	CH60	21.04	16.39
11a	CH64	20.47	16.40
11n (HT20)	CH52	21.27	17.56
11n (HT20)	CH60	21.26	17.57
11n (HT20)	CH64	21.34	17.57
11n (HT40)	CH54	40.79	36.05
11n (HT40)	CH62	40.66	36.05
11ac (VHT20)	CH52	21.32	17.56
11ac (VHT20)	CH60	21.34	17.58
11ac (VHT20)	CH64	21.32	17.58
11ac (VHT40)	CH54	40.69	36.05
11ac (VHT40)	CH62	40.77	36.04
11ac (VHT80)	CH58	93.86	75.66
11ax (HE20) (SU)	CH52	21.43	18.93
11ax (HE20) (SU)	CH60	21.54	18.92
11ax (HE20) (SU)	CH64	21.64	18.92
11ax (HE40) (SU)	CH54	41.09	37.69
11ax (HE40) (SU)	CH62	41.00	37.71
11ax (HE80) (SU)	CH58	83.41	77.23

U-NII-2C (5470 - 5725 MHz)			
Mode	Channel	26 dB Bandwidth (MHz)	99% Bandwidth (MHz)
11a	CH100	21.06	16.40
11a	CH116	20.92	16.40
11a	CH140	21.12	16.42
11n (HT20)	CH100	21.38	17.57
11n (HT20)	CH116	21.50	17.58
11n (HT20)	CH140	21.30	17.59
11n (HT40)	CH102	40.34	36.05
11n (HT40)	CH118	40.70	36.06
11n (HT40)	CH134	40.65	36.07
11ac (VHT20)	CH100	21.26	17.58
11ac (VHT20)	CH116	21.25	17.57
11ac (VHT20)	CH140	21.24	17.58
11ac (VHT40)	CH102	40.58	36.04
11ac (VHT40)	CH118	40.56	36.04
11ac (VHT40)	CH134	40.80	36.07
11ac (VHT80)	CH106	83.26	75.52
11ac (VHT80)	CH122	83.98	75.53
11ac (VHT160)	CH114	166.80	154.48
11ax (HE20) (SU)	CH100	21.52	18.93
11ax (HE20) (SU)	CH116	21.62	18.92
11ax (HE20) (SU)	CH140	22.78	18.93
11ax (HE40) (SU)	CH102	40.84	37.69
11ax (HE40) (SU)	CH118	40.85	37.68
11ax (HE40) (SU)	CH134	40.82	37.71
11ax (HE80) (SU)	CH106	82.75	77.21
11ax (HE80) (SU)	CH122	83.18	77.28
11ax(HE160)	CH114	165.81	156.41

U-NII-3 (5725 - 5850 MHz)			
Mode	Channel	26 dB Bandwidth (MHz)	99% Bandwidth (MHz)
11a	CH149	23.50	16.47
11a	CH157	25.09	16.54
11a	CH165	20.54	16.42
11n (HT20)	CH149	21.70	17.60
11n (HT20)	CH157	22.62	17.61
11n (HT20)	CH165	21.30	17.58
11n (HT40)	CH151	43.94	36.12
11n (HT40)	CH159	41.19	36.12
11ac (VHT20)	CH149	22.01	17.62
11ac (VHT20)	CH157	22.66	17.62
11ac (VHT20)	CH165	21.29	17.58
11ac (VHT40)	CH151	41.23	36.11
11ac (VHT40)	CH159	43.76	36.08
11ac (VHT80)	CH155	146.62	76.36
11ax (HE20) (SU)	CH149	23.67	18.98
11ax (HE20) (SU)	CH157	28.39	18.99
11ax (HE20) (SU)	CH165	22.78	18.95
11ax (HE40) (SU)	CH151	40.89	37.73
11ax (HE40) (SU)	CH159	41.43	37.71
11ax (HE80) (SU)	CH155	132.33	77.78

U-NII-2C straddle channel			
Mode	Channel	26 dB Bandwidth (MHz)	99% Bandwidth (MHz)
11a	CH144	16.60	13.30
11n (HT20)	CH144	16.00	13.80
11n (HT40)	CH142	35.70	33.10
11ac (VHT20)	CH144	15.90	13.80
11ac (VHT40)	CH142	35.60	33.10
11ac (VHT80)	CH138	79.10	72.80
11ax(HE20)	CH144	16.00	14.50
11ax(HE40)	CH142	35.60	33.90
11ax(HE80)	CH138	76.80	73.60

U-NII-3 straddle channel			
Mode	Channel	26 dB Bandwidth (MHz)	99% Bandwidth (MHz)
11a	CH144	5.40	3.20
11n (HT20)	CH144	5.70	3.80
11n (HT40)	CH142	5.30	3.00
11ac (VHT20)	CH144	5.80	3.80
11ac (VHT40)	CH142	5.30	3.00
11ac (VHT80)	CH138	7.20	2.80
11ax(HE20)	CH144	5.60	4.40
11ax(HE40)	CH142	5.40	3.80
11ax(HE80)	CH138	6.80	3.50

Aux. Antenna

U-NII-1 (5150 - 5250 MHz)			
Mode	Channel	26 dB Bandwidth (MHz)	99% Bandwidth (MHz)
11a	CH36	20.63	16.40
11a	CH40	20.59	16.40
11a	CH48	20.61	16.39
11n (HT20)	CH36	20.45	17.57
11n (HT20)	CH40	21.05	17.56
11n (HT20)	CH48	21.11	17.56
11n (HT40)	CH38	40.32	36.04
11n (HT40)	CH46	40.37	36.03
11ac (VHT20)	CH36	21.30	17.57
11ac (VHT20)	CH40	21.25	17.57
11ac (VHT20)	CH48	21.04	17.56
11ac (VHT40)	CH38	40.27	36.04
11ac (VHT40)	CH46	40.32	36.02
11ac (VHT80)	CH42	83.56	75.53
11ac (VHT160)	CH50	166.82	154.56
11ax (HE20) (SU)	CH36	21.83	18.91
11ax (HE20) (SU)	CH40	21.39	18.92
11ax (HE20) (SU)	CH48	21.53	18.93
11ax (HE40) (SU)	CH38	41.01	37.71
11ax (HE40) (SU)	CH46	40.77	37.66
11ax (HE80) (SU)	CH42	82.90	77.10
11ax (HE160) (SU)	CH50	167.13	156.25

U-NII-2A (5250 - 5350 MHz)			
Mode	Channel	26 dB Bandwidth (MHz)	99% Bandwidth (MHz)
11a	CH52	20.78	16.39
11a	CH60	20.14	16.38
11a	CH64	20.62	16.39
11n (HT20)	CH52	21.28	17.56
11n (HT20)	CH60	21.24	17.57
11n (HT20)	CH64	21.26	17.57
11n (HT40)	CH54	40.83	36.05
11n (HT40)	CH62	40.36	36.05
11ac (VHT20)	CH52	21.26	17.57
11ac (VHT20)	CH60	21.12	17.57
11ac (VHT20)	CH64	21.06	17.57
11ac (VHT40)	CH54	40.72	36.04
11ac (VHT40)	CH62	40.83	36.06
11ac (VHT80)	CH58	83.05	75.56
11ax (HE20) (SU)	CH52	21.94	18.94
11ax (HE20) (SU)	CH60	21.24	18.92
11ax (HE20) (SU)	CH64	21.14	18.91
11ax (HE40) (SU)	CH54	40.94	37.70
11ax (HE40) (SU)	CH62	40.82	37.69
11ax (HE80) (SU)	CH58	83.06	77.23

U-NII-2C (5470 - 5725 MHz)			
Mode	Channel	26 dB Bandwidth (MHz)	99% Bandwidth (MHz)
11a	CH100	20.20	16.39
11a	CH116	20.57	16.38
11a	CH140	20.22	16.38
11n (HT20)	CH100	21.12	17.55
11n (HT20)	CH116	21.18	17.57
11n (HT20)	CH140	21.19	17.56
11n (HT40)	CH102	40.80	36.06
11n (HT40)	CH118	40.70	36.06
11n (HT40)	CH134	40.35	36.06
11ac (VHT20)	CH100	21.11	17.56
11ac (VHT20)	CH116	21.14	17.57
11ac (VHT20)	CH140	20.98	17.56
11ac (VHT40)	CH102	40.55	36.04
11ac (VHT40)	CH118	40.60	36.04
11ac (VHT40)	CH134	40.56	36.05
11ac (VHT80)	CH106	98.16	75.71
11ac (VHT80)	CH122	83.63	75.60
11ac (VHT160)	CH114	166.58	154.51
11ax (HE20) (SU)	CH100	21.55	18.91
11ax (HE20) (SU)	CH116	21.45	18.92
11ax (HE20) (SU)	CH140	21.70	18.92
11ax (HE40) (SU)	CH102	40.89	37.70
11ax (HE40) (SU)	CH118	40.70	37.68
11ax (HE40) (SU)	CH134	40.88	37.68
11ax (HE80) (SU)	CH106	104.33	77.37
11ax (HE80) (SU)	CH122	82.72	77.19
11ax(HE160)	CH114	165.91	156.48

U-NII-3 (5725 - 5850 MHz)			
Mode	Channel	26 dB Bandwidth (MHz)	99% Bandwidth (MHz)
11a	CH149	20.21	16.37
11a	CH157	20.53	16.38
11a	CH165	20.16	16.37
11n (HT20)	CH149	21.05	17.56
11n (HT20)	CH157	20.95	17.57
11n (HT20)	CH165	20.92	17.55
11n (HT40)	CH151	40.43	36.06
11n (HT40)	CH159	40.47	36.04
11ac (VHT20)	CH149	21.04	17.56
11ac (VHT20)	CH157	20.88	17.56
11ac (VHT20)	CH165	21.01	17.57
11ac (VHT40)	CH151	40.52	36.04
11ac (VHT40)	CH159	40.52	36.00
11ac (VHT80)	CH155	82.80	75.57
11ax (HE20) (SU)	CH149	21.50	18.92
11ax (HE20) (SU)	CH157	21.58	18.92
11ax (HE20) (SU)	CH165	21.28	18.92
11ax (HE40) (SU)	CH151	40.71	37.70
11ax (HE40) (SU)	CH159	40.85	37.70
11ax (HE80) (SU)	CH155	83.07	77.25

U-NII-2C straddle channel			
Mode	Channel	26 dB Bandwidth (MHz)	99% Bandwidth (MHz)
11a	CH144	15.30	13.20
11n (HT20)	CH144	15.70	13.80
11n (HT40)	CH142	35.10	33.10
11ac (VHT20)	CH144	15.50	13.80
11ac (VHT40)	CH142	35.30	33.10
11ac (VHT80)	CH138	77.30	72.90
11ax(HE20)	CH144	16.10	14.50
11ax(HE40)	CH142	35.40	33.90
11ax(HE80)	CH138	76.60	73.70

U-NII-3 straddle channel			
Mode	Channel	26 dB Bandwidth (MHz)	99% Bandwidth (MHz)
11a	CH144	5.40	3.20
11n (HT20)	CH144	5.40	3.70
11n (HT40)	CH142	5.20	3.00
11ac (VHT20)	CH144	5.50	3.80
11ac (VHT40)	CH142	5.20	3.00
11ac (VHT80)	CH138	6.80	2.70
11ax(HE20)	CH144	5.80	4.40
11ax(HE40)	CH142	5.30	3.80
11ax(HE80)	CH138	6.60	3.50

A.3 6 dB Bandwidth

Note: Test plots please refer to the document “Annex No.: BL-SZ2470686-604 Data Part 2.pdf”.

Test Data

Main Antenna

U-NII-3 (5725 - 5850 MHz)				
Mode	Channel	6 dB Bandwidth (MHz)	Limit (kHz)	Verdict
11a	CH149	16.40	500.00	Pass
11a	CH157	16.40	500.00	Pass
11a	CH165	16.50	500.00	Pass
11n (HT20)	CH149	17.10	500.00	Pass
11n (HT20)	CH157	17.00	500.00	Pass
11n (HT20)	CH165	17.10	500.00	Pass
11n (HT40)	CH151	35.90	500.00	Pass
11n (HT40)	CH159	35.80	500.00	Pass
11ac (VHT20)	CH149	16.80	500.00	Pass
11ac (VHT20)	CH157	16.80	500.00	Pass
11ac (VHT20)	CH165	17.00	500.00	Pass
11ac (VHT40)	CH151	36.20	500.00	Pass
11ac (VHT40)	CH159	36.10	500.00	Pass
11ac (VHT80)	CH155	75.30	500.00	Pass
11ax (HE20) (SU)	CH149	18.70	500.00	Pass
11ax (HE20) (SU)	CH157	18.70	500.00	Pass
11ax (HE20) (SU)	CH165	18.80	500.00	Pass
11ax (HE40) (SU)	CH151	37.90	500.00	Pass
11ax (HE40) (SU)	CH159	37.90	500.00	Pass
11ax (HE80) (SU)	CH155	76.30	500.00	Pass

U-NII-3 straddle channel				
Mode	Channel	6 dB Bandwidth (MHz)	Limit (kHz)	Verdict
11a	CH144	3.00	500.00	Pass
11n (HT20)	CH144	3.50	500.00	Pass
11n (HT40)	CH142	3.20	500.00	Pass
11ac (VHT20)	CH144	3.20	500.00	Pass
11ac (VHT40)	CH142	3.00	500.00	Pass
11ac (VHT80)	CH138	2.60	500.00	Pass
11ax(HE20)	CH144	4.30	500.00	Pass
11ax(HE40)	CH142	3.90	500.00	Pass
11ax(HE80)	CH138	3.60	500.00	Pass

Aux. Antenna

U-NII-3 (5725 - 5850 MHz)				
Mode	Channel	6 dB Bandwidth (MHz)	Limit (kHz)	Verdict
11a	CH149	16.50	500.00	Pass
11a	CH157	16.40	500.00	Pass
11a	CH165	16.40	500.00	Pass
11n (HT20)	CH149	17.00	500.00	Pass
11n (HT20)	CH157	16.70	500.00	Pass
11n (HT20)	CH165	17.70	500.00	Pass
11n (HT40)	CH151	36.20	500.00	Pass
11n (HT40)	CH159	36.20	500.00	Pass
11ac (VHT20)	CH149	17.00	500.00	Pass
11ac (VHT20)	CH157	17.10	500.00	Pass
11ac (VHT20)	CH165	17.00	500.00	Pass
11ac (VHT40)	CH151	36.20	500.00	Pass
11ac (VHT40)	CH159	35.90	500.00	Pass
11ac (VHT80)	CH155	75.30	500.00	Pass
11ax (HE20) (SU)	CH149	18.70	500.00	Pass
11ax (HE20) (SU)	CH157	19.00	500.00	Pass
11ax (HE20) (SU)	CH165	18.90	500.00	Pass
11ax (HE40) (SU)	CH151	37.80	500.00	Pass
11ax (HE40) (SU)	CH159	38.00	500.00	Pass
11ax (HE80) (SU)	CH155	76.90	500.00	Pass

U-NII-3 straddle channel				
Mode	Channel	6 dB Bandwidth (MHz)	Limit (kHz)	Verdict
11a	CH144	3.20	500.00	Pass
11n (HT20)	CH144	3.50	500.00	Pass
11n (HT40)	CH142	2.80	500.00	Pass
11ac (VHT20)	CH144	3.50	500.00	Pass
11ac (VHT40)	CH142	2.90	500.00	Pass
11ac (VHT80)	CH138	2.60	500.00	Pass
11ax(HE20)	CH144	4.30	500.00	Pass
11ax(HE40)	CH142	3.70	500.00	Pass
11ax(HE80)	CH138	3.60	500.00	Pass

A.4 Power Spectral Density

Note [1]: Test plots please refer to the document “Annex No.: BL-SZ2470686-604 Data Part 3.pdf”.

Test Data

Main Antenna

U-NII-1 (5150 - 5250 MHz)				
Mode	Channel	PSD (dBm/MHz)	Limit (dBm/MHz)	Verdict
11a	CH36	5.11	11.00	Pass
11a	CH40	5.51	11.00	Pass
11a	CH48	5.36	11.00	Pass
11n (HT20)	CH36	4.50	11.00	Pass
11n (HT20)	CH40	4.98	11.00	Pass
11n (HT20)	CH48	4.80	11.00	Pass
11n (HT40)	CH38	-3.05	11.00	Pass
11n (HT40)	CH46	1.36	11.00	Pass
11ac (VHT20)	CH36	4.09	11.00	Pass
11ac (VHT20)	CH40	4.61	11.00	Pass
11ac (VHT20)	CH48	4.45	11.00	Pass
11ac (VHT40)	CH38	-0.87	11.00	Pass
11ac (VHT40)	CH46	1.39	11.00	Pass
11ac (VHT80)	CH42	-3.04	11.00	Pass
11ac(VHT160)	CH50	-7.95	11.00	Pass
11ax (HE20) (SU)	CH36	4.48	11.00	Pass
11ax (HE20) (SU)	CH40	4.88	11.00	Pass
11ax (HE20) (SU)	CH48	4.69	11.00	Pass
11ax (HE40) (SU)	CH38	-1.46	11.00	Pass
11ax (HE40) (SU)	CH46	1.35	11.00	Pass
11ax (HE80) (SU)	CH42	-2.69	11.00	Pass
11ax(HE160) (SU)	CH50	-7.83	11.00	Pass

U-NII-1 (5150 - 5250 MHz)					
Mode	Channel	RU Config	PSD (dBm/MHz)	Limit (dBm/MHz)	Verdict
11ax (HE20) (RU)	CH36	26	7.45	11.00	Pass
		52	7.65	11.00	Pass
		106	7.73	11.00	Pass
	CH40	26	7.68	11.00	Pass
		52	7.63	11.00	Pass
		106	7.35	11.00	Pass
	CH48	26	7.68	11.00	Pass
		52	7.28	11.00	Pass
		106	7.43	11.00	Pass
11ax (HE40) (RU)	CH38	26	7.50	11.00	Pass
		52	7.59	11.00	Pass
		106	5.44	11.00	Pass
		242	1.77	11.00	Pass
	CH46	26	7.66	11.00	Pass
		52	7.57	11.00	Pass
		106	7.09	11.00	Pass
		242	3.86	11.00	Pass
11ax (HE80) (RU)	CH42	26	7.42	11.00	Pass
		52	7.66	11.00	Pass
		106	6.80	11.00	Pass
		242	3.20	11.00	Pass
		484	0.20	11.00	Pass
11ax (HE160) (RU)	CH50	26	7.69	11.00	Pass
		52	7.67	11.00	Pass
		106	4.93	11.00	Pass
		242	1.37	11.00	Pass
		484	-1.74	11.00	Pass
		996	-4.88	11.00	Pass

U-NII-2A (5250 - 5350 MHz)				
Mode	Channel	PSD (dBm/MHz)	Limit (dBm/MHz)	Verdict
11a	CH52	5.41	11.00	Pass
11a	CH60	5.24	11.00	Pass
11a	CH64	5.43	11.00	Pass
11n (HT20)	CH52	4.81	11.00	Pass
11n (HT20)	CH60	4.72	11.00	Pass
11n (HT20)	CH64	4.82	11.00	Pass
11n (HT40)	CH54	1.56	11.00	Pass
11n (HT40)	CH62	0.23	11.00	Pass
11ac (VHT20)	CH52	4.84	11.00	Pass
11ac (VHT20)	CH60	4.64	11.00	Pass
11ac (VHT20)	CH64	4.82	11.00	Pass
11ac (VHT40)	CH54	1.55	11.00	Pass
11ac (VHT40)	CH62	0.78	11.00	Pass
11ac (VHT80)	CH58	-2.65	11.00	Pass
11ax (HE20) (SU)	CH52	4.78	11.00	Pass
11ax (HE20) (SU)	CH60	4.57	11.00	Pass
11ax (HE20) (SU)	CH64	4.79	11.00	Pass
11ax (HE40) (SU)	CH54	0.62	11.00	Pass
11ax (HE40) (SU)	CH62	0.04	11.00	Pass
11ax (HE80) (SU)	CH58	-3.01	11.00	Pass

U-NII-2A (5250 - 5350 MHz)					
Mode	Channel	RU Config	PSD (dBm/MHz)	Limit (dBm/MHz)	Verdict
11ax (HE20) (RU)	CH52	26	7.45	11.00	Pass
		52	7.48	11.00	Pass
		106	7.60	11.00	Pass
	CH60	26	7.32	11.00	Pass
		52	7.33	11.00	Pass
		106	7.41	11.00	Pass
	CH64	26	7.62	11.00	Pass
		52	7.60	11.00	Pass
		106	7.24	11.00	Pass
11ax (HE40) (RU)	CH54	26	7.42	11.00	Pass
		52	7.61	11.00	Pass
		106	7.53	11.00	Pass
		242	4.33	11.00	Pass
	CH62	26	7.54	11.00	Pass
		52	7.25	11.00	Pass
		106	6.58	11.00	Pass
		242	2.93	11.00	Pass
11ax (HE80) (RU)	CH58	26	7.53	11.00	Pass
		52	7.69	11.00	Pass
		106	6.01	11.00	Pass
		242	2.56	11.00	Pass
		484	-0.40	11.00	Pass

U-NII-2C (5470 - 5725 MHz)				
Mode	Channel	PSD (dBm/MHz)	Limit (dBm/MHz)	Verdict
11a	CH100	3.06	11.00	Pass
11a	CH116	4.40	11.00	Pass
11a	CH140	4.43	11.00	Pass
11n (HT20)	CH100	2.50	11.00	Pass
11n (HT20)	CH116	3.86	11.00	Pass
11n (HT20)	CH140	4.64	11.00	Pass
11n (HT40)	CH102	-2.78	11.00	Pass
11n (HT40)	CH118	0.67	11.00	Pass
11n (HT40)	CH134	1.13	11.00	Pass
11ac (VHT20)	CH100	2.51	11.00	Pass
11ac (VHT20)	CH116	3.89	11.00	Pass
11ac (VHT20)	CH140	4.71	11.00	Pass
11ac (VHT40)	CH102	-2.18	11.00	Pass
11ac (VHT40)	CH118	0.60	11.00	Pass
11ac (VHT40)	CH134	1.12	11.00	Pass
11ac (VHT80)	CH106	-3.56	11.00	Pass
11ac (VHT80)	CH122	-1.39	11.00	Pass
11ac (VHT160)	CH114	-7.67	11.00	Pass
11ax (HE20) (SU)	CH100	2.50	11.00	Pass
11ax (HE20) (SU)	CH116	3.76	11.00	Pass
11ax (HE20) (SU)	CH140	3.29	11.00	Pass
11ax (HE40) (SU)	CH102	-3.31	11.00	Pass
11ax (HE40) (SU)	CH118	0.04	11.00	Pass
11ax (HE40) (SU)	CH134	0.56	11.00	Pass
11ax (HE80) (SU)	CH106	-4.36	11.00	Pass
11ax (HE80) (SU)	CH122	-1.52	11.00	Pass
11ax(HE160) (SU)	CH114	-8.33	11.00	Pass

U-NII-2C (5470 - 5725 MHz)					
Mode	Channel	RU Config	PSD (dBm/MHz)	Limit (dBm/MHz)	Verdict
11ax (HE20) (RU)	CH100	26	6.90	11.00	Pass
		52	6.75	11.00	Pass
		106	6.34	11.00	Pass
	CH116	26	7.22	11.00	Pass
		52	7.29	11.00	Pass
		106	7.45	11.00	Pass
	CH140	26	7.45	11.00	Pass
		52	7.34	11.00	Pass
		106	6.88	11.00	Pass
11ax (HE40) (RU)	CH102	26	5.13	11.00	Pass
		52	4.95	11.00	Pass
		106	3.43	11.00	Pass
		242	-0.17	11.00	Pass
	CH118	26	7.37	11.00	Pass
		52	7.40	11.00	Pass
		106	6.71	11.00	Pass
		242	3.10	11.00	Pass
	CH134	26	7.35	11.00	Pass
		52	7.35	11.00	Pass
		106	6.87	11.00	Pass
		242	3.15	11.00	Pass
11ax (HE80) (RU)	CH106	26	5.98	11.00	Pass
		52	5.92	11.00	Pass
		106	4.75	11.00	Pass
		242	1.33	11.00	Pass
		484	-1.78	11.00	Pass
	CH122	26	6.70	11.00	Pass
		52	6.44	11.00	Pass
		106	7.04	11.00	Pass
		242	3.68	11.00	Pass
		484	0.84	11.00	Pass
11ax (HE160) (RU)	CH114	26	6.56	11.00	Pass
		52	6.53	11.00	Pass
		106	4.04	11.00	Pass
		242	0.43	11.00	Pass
		484	-2.76	11.00	Pass
		996	-5.78	11.00	Pass

U-NII-3 (5725 - 5850 MHz)				
Mode	Channel	PSD (dBm/500kHz)	Limit (dBm/500kHz)	Verdict
11a	CH149	2.79	30.00	Pass
11a	CH157	3.12	30.00	Pass
11a	CH165	2.38	30.00	Pass
11n (HT20)	CH149	2.12	30.00	Pass
11n (HT20)	CH157	2.46	30.00	Pass
11n (HT20)	CH165	1.95	30.00	Pass
11n (HT40)	CH151	-1.03	30.00	Pass
11n (HT40)	CH159	-0.72	30.00	Pass
11ac (VHT20)	CH149	2.17	30.00	Pass
11ac (VHT20)	CH157	2.55	30.00	Pass
11ac (VHT20)	CH165	1.80	30.00	Pass
11ac (VHT40)	CH151	-1.05	30.00	Pass
11ac (VHT40)	CH159	-0.64	30.00	Pass
11ac (VHT80)	CH155	-2.97	30.00	Pass
11ax (HE20) (SU)	CH149	1.98	30.00	Pass
11ax (HE20) (SU)	CH157	2.43	30.00	Pass
11ax (HE20) (SU)	CH165	1.82	30.00	Pass
11ax (HE40) (SU)	CH151	-1.57	30.00	Pass
11ax (HE40) (SU)	CH159	-1.34	30.00	Pass
11ax (HE80) (SU)	CH155	-3.21	30.00	Pass

U-NII-3 (5725 - 5850 MHz)					
Mode	Channel	RU Config	PSD (dBm/500kHz)	Limit (dBm/500kHz)	Verdict
11ax (HE20) (RU)	CH149	26	11.36	30.00	Pass
		52	8.35	30.00	Pass
		106	5.66	30.00	Pass
	CH157	26	11.76	30.00	Pass
		52	8.64	30.00	Pass
		106	5.96	30.00	Pass
	CH165	26	11.32	30.00	Pass
		52	8.30	30.00	Pass
		106	5.26	30.00	Pass
11ax (HE40) (RU)	CH151	26	10.85	30.00	Pass
		52	7.85	30.00	Pass
		106	4.90	30.00	Pass
		242	1.31	30.00	Pass
	CH159	26	10.89	30.00	Pass
		52	7.98	30.00	Pass
		106	4.95	30.00	Pass
		242	1.41	30.00	Pass
11ax (HE80) (RU)	CH155	26	11.70	30.00	Pass
		52	8.88	30.00	Pass
		106	5.98	30.00	Pass
		242	2.46	30.00	Pass
		484	-0.67	30.00	Pass

U-NII-2C straddle channel				
Mode	Channel	PSD (dBm/MHz)	Limit (dBm/MHz)	Verdict
11a	CH144	5.83	11.00	Pass
11n (HT20)	CH144	5.24	11.00	Pass
11n (HT40)	CH142	1.82	11.00	Pass
11ac (VHT20)	CH144	5.27	11.00	Pass
11ac (VHT40)	CH142	1.81	11.00	Pass
11ac (VHT80)	CH138	-0.77	11.00	Pass
11ax(HE20)	CH144	5.14	11.00	Pass
11ax(HE40)	CH142	1.26	11.00	Pass
11ax(HE80)	CH138	-1.06	11.00	Pass

U-NII-2C (5470 - 5725 MHz)					
Mode	Channel	RU Config	PSD (dBm/MHz)	Limit (dBm/MHz)	Verdict
11ax (HE20) (RU)	CH144	26	7.65	11.00	Pass
		52	7.77	11.00	Pass
		106	7.35	11.00	Pass
11ax (HE40) (RU)	CH142	26	7.59	11.00	Pass
		52	7.78	11.00	Pass
		106	7.53	11.00	Pass
		242	4.01	11.00	Pass
11ax (HE80) (RU)	CH138	26	7.57	11.00	Pass
		52	7.33	11.00	Pass
		106	7.44	11.00	Pass
		242	4.55	11.00	Pass
		484	1.48	11.00	Pass

U-NII-3 straddle channel				
Mode	Channel	PSD (dBm/500kHz)	Limit (dBm/500kHz)	Verdict
11a	CH144	2.99	30.00	Pass
11n (HT20)	CH144	2.44	30.00	Pass
11n (HT40)	CH142	-1.21	30.00	Pass
11ac (VHT20)	CH144	2.28	30.00	Pass
11ac (VHT40)	CH142	-1.16	30.00	Pass
11ac (VHT80)	CH138	-3.69	30.00	Pass
11ax(HE20)	CH144	2.22	30.00	Pass
11ax(HE40)	CH142	-1.64	30.00	Pass
11ax(HE80)	CH138	-3.85	30.00	Pass

U-NII-3 (5725 - 5850 MHz)					
Mode	Channel	RU Config	PSD (dBm/500kHz)	Limit (dBm/500kHz)	Verdict
11ax (HE20) (RU)	CH144	26	4.74	30.00	Pass
		52	4.70	30.00	Pass
		106	4.36	30.00	Pass
11ax (HE40) (RU)	CH142	26	4.43	30.00	Pass
		52	4.43	30.00	Pass
		106	4.25	30.00	Pass
		242	0.72	30.00	Pass
11ax (HE80) (RU)	CH138	26	4.82	30.00	Pass
		52	4.56	30.00	Pass
		106	4.34	30.00	Pass
		242	1.23	30.00	Pass
		484	-1.57	30.00	Pass

Aux. Antenna

U-NII-1 (5150 - 5250 MHz)				
Mode	Channel	PSD (dBm/MHz)	Limit (dBm/MHz)	Verdict
11a	CH36	4.65	11.00	Pass
11a	CH40	4.37	11.00	Pass
11a	CH48	4.43	11.00	Pass
11n (HT20)	CH36	4.14	11.00	Pass
11n (HT20)	CH40	3.79	11.00	Pass
11n (HT20)	CH48	3.86	11.00	Pass
11n (HT40)	CH38	-4.85	11.00	Pass
11n (HT40)	CH46	0.51	11.00	Pass
11ac (VHT20)	CH36	4.13	11.00	Pass
11ac (VHT20)	CH40	3.76	11.00	Pass
11ac (VHT20)	CH48	3.90	11.00	Pass
11ac (VHT40)	CH38	-1.93	11.00	Pass
11ac (VHT40)	CH46	0.49	11.00	Pass
11ac (VHT80)	CH42	-5.13	11.00	Pass
11ac(VHT160)	CH50	-9.56	11.00	Pass
11ax (HE20) (SU)	CH36	3.87	11.00	Pass
11ax (HE20) (SU)	CH40	3.57	11.00	Pass
11ax (HE20) (SU)	CH48	3.67	11.00	Pass
11ax (HE40) (SU)	CH38	-2.38	11.00	Pass
11ax (HE40) (SU)	CH46	-0.17	11.00	Pass
11ax (HE80) (SU)	CH42	-4.55	11.00	Pass
11ax(HE160) (SU)	CH50	-9.72	11.00	Pass

U-NII-1 (5150 - 5250 MHz)					
Mode	Channel	RU Config	PSD (dBm/MHz)	Limit (dBm/MHz)	Verdict
11ax (HE20) (RU)	CH36	26	6.07	11.00	Pass
		52	6.88	11.00	Pass
		106	7.30	11.00	Pass
	CH40	26	6.44	11.00	Pass
		52	6.61	11.00	Pass
		106	7.03	11.00	Pass
	CH48	26	6.41	11.00	Pass
		52	6.01	11.00	Pass
		106	6.25	11.00	Pass
11ax (HE40) (RU)	CH38	26	6.84	11.00	Pass
		52	6.92	11.00	Pass
		106	4.68	11.00	Pass
		242	1.04	11.00	Pass
	CH46	26	6.16	11.00	Pass
		52	5.96	11.00	Pass
		106	5.62	11.00	Pass
		242	2.12	11.00	Pass
11ax (HE80) (RU)	CH42	26	5.33	11.00	Pass
		52	5.37	11.00	Pass
		106	4.65	11.00	Pass
		242	1.11	11.00	Pass
		484	-1.75	11.00	Pass
11ax (HE160) (RU)	CH50	26	5.20	11.00	Pass
		52	5.17	11.00	Pass
		106	2.37	11.00	Pass
		242	-1.11	11.00	Pass
		484	-4.11	11.00	Pass
		996	-7.12	11.00	Pass

U-NII-2A (5250 - 5350 MHz)				
Mode	Channel	PSD (dBm/MHz)	Limit (dBm/MHz)	Verdict
11a	CH52	4.26	11.00	Pass
11a	CH60	3.78	11.00	Pass
11a	CH64	3.93	11.00	Pass
11n (HT20)	CH52	3.70	11.00	Pass
11n (HT20)	CH60	3.20	11.00	Pass
11n (HT20)	CH64	3.34	11.00	Pass
11n (HT40)	CH54	0.22	11.00	Pass
11n (HT40)	CH62	-1.90	11.00	Pass
11ac (VHT20)	CH52	3.66	11.00	Pass
11ac (VHT20)	CH60	3.24	11.00	Pass
11ac (VHT20)	CH64	3.45	11.00	Pass
11ac (VHT40)	CH54	0.32	11.00	Pass
11ac (VHT40)	CH62	-1.38	11.00	Pass
11ac (VHT80)	CH58	-4.70	11.00	Pass
11ax (HE20) (SU)	CH52	3.68	11.00	Pass
11ax (HE20) (SU)	CH60	3.13	11.00	Pass
11ax (HE20) (SU)	CH64	3.36	11.00	Pass
11ax (HE40) (SU)	CH54	-0.28	11.00	Pass
11ax (HE40) (SU)	CH62	-1.90	11.00	Pass
11ax (HE80) (SU)	CH58	-4.94	11.00	Pass

U-NII-2A (5250 - 5350 MHz)					
Mode	Channel	RU Config	PSD (dBm/MHz)	Limit (dBm/MHz)	Verdict
11ax (HE20) (RU)	CH52	26	5.75	11.00	Pass
		52	5.78	11.00	Pass
		106	7.17	11.00	Pass
	CH60	26	5.72	11.00	Pass
		52	5.91	11.00	Pass
		106	6.04	11.00	Pass
	CH64	26	6.04	11.00	Pass
		52	6.10	11.00	Pass
		106	5.79	11.00	Pass
11ax (HE40) (RU)	CH54	26	5.88	11.00	Pass
		52	5.50	11.00	Pass
		106	5.91	11.00	Pass
		242	2.82	11.00	Pass
	CH62	26	5.72	11.00	Pass
		52	5.64	11.00	Pass
		106	4.85	11.00	Pass
		242	1.29	11.00	Pass
11ax (HE80) (RU)	CH58	26	5.60	11.00	Pass
		52	5.73	11.00	Pass
		106	4.39	11.00	Pass
		242	0.92	11.00	Pass
		484	-2.08	11.00	Pass

U-NII-2C (5470 - 5725 MHz)				
Mode	Channel	PSD (dBm/MHz)	Limit (dBm/MHz)	Verdict
11a	CH100	3.94	11.00	Pass
11a	CH116	4.85	11.00	Pass
11a	CH140	3.68	11.00	Pass
11n (HT20)	CH100	3.21	11.00	Pass
11n (HT20)	CH116	4.33	11.00	Pass
11n (HT20)	CH140	3.93	11.00	Pass
11n (HT40)	CH102	-0.31	11.00	Pass
11n (HT40)	CH118	0.96	11.00	Pass
11n (HT40)	CH134	0.84	11.00	Pass
11ac (VHT20)	CH100	3.24	11.00	Pass
11ac (VHT20)	CH116	4.24	11.00	Pass
11ac (VHT20)	CH140	3.80	11.00	Pass
11ac (VHT40)	CH102	0.24	11.00	Pass
11ac (VHT40)	CH118	0.98	11.00	Pass
11ac (VHT40)	CH134	0.87	11.00	Pass
11ac (VHT80)	CH106	-2.39	11.00	Pass
11ac (VHT80)	CH122	-1.39	11.00	Pass
11ac (VHT160)	CH114	-7.37	11.00	Pass
11ax (HE20) (SU)	CH100	3.03	11.00	Pass
11ax (HE20) (SU)	CH116	4.13	11.00	Pass
11ax (HE20) (SU)	CH140	2.13	11.00	Pass
11ax (HE40) (SU)	CH102	-1.06	11.00	Pass
11ax (HE40) (SU)	CH118	0.39	11.00	Pass
11ax (HE40) (SU)	CH134	0.25	11.00	Pass
11ax (HE80) (SU)	CH106	-3.15	11.00	Pass
11ax (HE80) (SU)	CH122	-1.61	11.00	Pass
11ax(HE160) (SU)	CH114	-7.68	11.00	Pass

U-NII-2C (5470 - 5725 MHz)					
Mode	Channel	RU Config	PSD (dBm/MHz)	Limit (dBm/MHz)	Verdict
11ax (HE20) (RU)	CH100	26	7.37	11.00	Pass
		52	7.30	11.00	Pass
		106	7.14	11.00	Pass
	CH116	26	7.25	11.00	Pass
		52	7.33	11.00	Pass
		106	7.59	11.00	Pass
	CH140	26	6.22	11.00	Pass
		52	6.50	11.00	Pass
		106	6.49	11.00	Pass
11ax (HE40) (RU)	CH102	26	7.41	11.00	Pass
		52	7.21	11.00	Pass
		106	6.08	11.00	Pass
		242	2.37	11.00	Pass
	CH118	26	7.25	11.00	Pass
		52	7.40	11.00	Pass
		106	6.87	11.00	Pass
		242	3.26	11.00	Pass
	CH134	26	6.74	11.00	Pass
		52	6.43	11.00	Pass
		106	6.28	11.00	Pass
		242	2.75	11.00	Pass
11ax (HE80) (RU)	CH106	26	7.45	11.00	Pass
		52	7.64	11.00	Pass
		106	6.47	11.00	Pass
		242	2.85	11.00	Pass
		484	-0.24	11.00	Pass
	CH122	26	7.36	11.00	Pass
		52	7.12	11.00	Pass
		106	7.60	11.00	Pass
		242	4.07	11.00	Pass
		484	0.96	11.00	Pass
11ax (HE160) (RU)	CH114	26	7.63	11.00	Pass
		52	7.92	11.00	Pass
		106	5.36	11.00	Pass
		242	1.76	11.00	Pass
		484	-1.35	11.00	Pass
		996	-4.58	11.00	Pass

U-NII-3 (5725 - 5850 MHz)				
Mode	Channel	PSD (dBm/500kHz)	Limit (dBm/500kHz)	Verdict
11a	CH149	1.17	30.00	Pass
11a	CH157	1.17	30.00	Pass
11a	CH165	0.66	30.00	Pass
11n (HT20)	CH149	0.64	30.00	Pass
11n (HT20)	CH157	0.56	30.00	Pass
11n (HT20)	CH165	0.06	30.00	Pass
11n (HT40)	CH151	-2.51	30.00	Pass
11n (HT40)	CH159	-2.53	30.00	Pass
11ac (VHT20)	CH149	0.72	30.00	Pass
11ac (VHT20)	CH157	0.57	30.00	Pass
11ac (VHT20)	CH165	0.09	30.00	Pass
11ac (VHT40)	CH151	-2.39	30.00	Pass
11ac (VHT40)	CH159	-2.49	30.00	Pass
11ac (VHT80)	CH155	-4.82	30.00	Pass
11ax (HE20) (SU)	CH149	0.76	30.00	Pass
11ax (HE20) (SU)	CH157	0.69	30.00	Pass
11ax (HE20) (SU)	CH165	0.02	30.00	Pass
11ax (HE40) (SU)	CH151	-2.99	30.00	Pass
11ax (HE40) (SU)	CH159	-3.13	30.00	Pass
11ax (HE80) (SU)	CH155	-5.07	30.00	Pass

U-NII-3 (5725 - 5850 MHz)					
Mode	Channel	RU Config	PSD (dBm/500kHz)	Limit (dBm/500kHz)	Verdict
11ax (HE20) (RU)	CH149	26	10.15	30.00	Pass
		52	7.10	30.00	Pass
		106	4.24	30.00	Pass
	CH157	26	10.14	30.00	Pass
		52	6.93	30.00	Pass
		106	4.11	30.00	Pass
	CH165	26	9.28	30.00	Pass
		52	6.15	30.00	Pass
		106	3.22	30.00	Pass
11ax (HE40) (RU)	CH151	26	9.21	30.00	Pass
		52	6.38	30.00	Pass
		106	3.39	30.00	Pass
		242	-0.28	30.00	Pass
	CH159	26	8.40	30.00	Pass
		52	5.63	30.00	Pass
		106	2.65	30.00	Pass
		242	-0.80	30.00	Pass
11ax (HE80) (RU)	CH155	26	9.68	30.00	Pass
		52	6.80	30.00	Pass
		106	3.17	30.00	Pass
		242	-0.04	30.00	Pass
		484	-3.23	30.00	Pass

U-NII-2C straddle channel				
Mode	Channel	PSD (dBm/MHz)	Limit (dBm/MHz)	Verdict
11a	CH144	4.85	11.00	Pass
11n (HT20)	CH144	3.97	11.00	Pass
11n (HT40)	CH142	0.84	11.00	Pass
11ac (VHT20)	CH144	4.57	11.00	Pass
11ac (VHT40)	CH142	0.84	11.00	Pass
11ac (VHT80)	CH138	-1.67	11.00	Pass
11ax(HE20)	CH144	3.71	11.00	Pass
11ax(HE40)	CH142	0.10	11.00	Pass
11ax(HE80)	CH138	-1.96	11.00	Pass

U-NII-2C (5470 - 5725 MHz)					
Mode	Channel	RU Config	PSD (dBm/MHz)	Limit (dBm/MHz)	Verdict
11ax (HE20) (RU)	CH144	26	6.48	11.00	Pass
		52	6.56	11.00	Pass
		106	6.51	11.00	Pass
11ax (HE40) (RU)	CH142	26	6.47	11.00	Pass
		52	6.34	11.00	Pass
		106	6.96	11.00	Pass
		242	3.35	11.00	Pass
11ax (HE80) (RU)	CH138	26	7.38	11.00	Pass
		52	6.77	11.00	Pass
		106	7.03	11.00	Pass
		242	4.03	11.00	Pass
		484	0.96	11.00	Pass

U-NII-3 straddle channel				
Mode	Channel	PSD (dBm/500kHz)	Limit (dBm/500kHz)	Verdict
11a	CH144	1.50	30.00	Pass
11n (HT20)	CH144	0.87	30.00	Pass
11n (HT40)	CH142	-2.17	30.00	Pass
11ac (VHT20)	CH144	1.00	30.00	Pass
11ac (VHT40)	CH142	-2.24	30.00	Pass
11ac (VHT80)	CH138	-4.54	30.00	Pass
11ax(HE20)	CH144	0.93	30.00	Pass
11ax(HE40)	CH142	-2.73	30.00	Pass
11ax(HE80)	CH138	-4.76	30.00	Pass

U-NII-3 (5725 - 5850 MHz)					
Mode	Channel	RU Config	PSD (dBm/500kHz)	Limit (dBm/500kHz)	Verdict
11ax (HE20) (RU)	CH144	26	3.25	30.00	Pass
		52	3.53	30.00	Pass
		106	3.26	30.00	Pass
11ax (HE40) (RU)	CH142	26	3.03	30.00	Pass
		52	2.86	30.00	Pass
		106	3.22	30.00	Pass
		242	-0.35	30.00	Pass
11ax (HE80) (RU)	CH138	26	3.43	30.00	Pass
		52	3.28	30.00	Pass
		106	3.51	30.00	Pass
		242	0.31	30.00	Pass
		484	-2.58	30.00	Pass

MIMO

U-NII-1 (5150 - 5250 MHz)				
Mode	Channel	PSD (dBm/MHz)	Limit (dBm/MHz)	Verdict
11a	CH36	7.90	11.00	Pass
11a	CH40	7.99	11.00	Pass
11a	CH48	7.93	11.00	Pass
11n (HT20)	CH36	7.33	11.00	Pass
11n (HT20)	CH40	7.44	11.00	Pass
11n (HT20)	CH48	7.37	11.00	Pass
11n (HT40)	CH38	-0.85	11.00	Pass
11n (HT40)	CH46	3.96	11.00	Pass
11ac (VHT20)	CH36	7.12	11.00	Pass
11ac (VHT20)	CH40	7.22	11.00	Pass
11ac (VHT20)	CH48	7.19	11.00	Pass
11ac (VHT40)	CH38	1.64	11.00	Pass
11ac (VHT40)	CH46	3.97	11.00	Pass
11ac (VHT80)	CH42	-0.95	11.00	Pass
11ac(VHT160)	CH50	-5.67	11.00	Pass
11ax (HE20) (SU)	CH36	7.19	11.00	Pass
11ax (HE20) (SU)	CH40	7.28	11.00	Pass
11ax (HE20) (SU)	CH48	7.22	11.00	Pass
11ax (HE40) (SU)	CH38	1.11	11.00	Pass
11ax (HE40) (SU)	CH46	3.66	11.00	Pass
11ax (HE80) (SU)	CH42	-0.51	11.00	Pass
11ax(HE160) (SU)	CH50	-5.66	11.00	Pass

U-NII-1 (5150 - 5250 MHz)					
Mode	Channel	RU Config	PSD (dBm/MHz)	Limit (dBm/MHz)	Verdict
11ax (HE20) (RU)	CH36	26	9.82	11.00	Pass
		52	10.29	11.00	Pass
		106	10.53	11.00	Pass
	CH40	26	10.11	11.00	Pass
		52	10.16	11.00	Pass
		106	10.20	11.00	Pass
	CH48	26	10.10	11.00	Pass
		52	9.70	11.00	Pass
		106	9.89	11.00	Pass
11ax (HE40) (RU)	CH38	26	10.19	11.00	Pass
		52	10.28	11.00	Pass
		106	8.08	11.00	Pass
		242	4.43	11.00	Pass
	CH46	26	9.99	11.00	Pass
		52	9.85	11.00	Pass
		106	9.43	11.00	Pass
		242	6.09	11.00	Pass
11ax (HE80) (RU)	CH42	26	9.51	11.00	Pass
		52	9.68	11.00	Pass
		106	8.87	11.00	Pass
		242	5.29	11.00	Pass
		484	2.34	11.00	Pass
11ax (HE160) (RU)	CH50	26	9.63	11.00	Pass
		52	9.61	11.00	Pass
		106	6.84	11.00	Pass
		242	3.32	11.00	Pass
		484	0.25	11.00	Pass
		996	-2.85	11.00	Pass

U-NII-2A (5250 - 5350 MHz)				
Mode	Channel	PSD (dBm/MHz)	Limit (dBm/MHz)	Verdict
11a	CH52	7.88	11.00	Pass
11a	CH60	7.58	11.00	Pass
11a	CH64	7.76	11.00	Pass
11n (HT20)	CH52	7.30	11.00	Pass
11n (HT20)	CH60	7.04	11.00	Pass
11n (HT20)	CH64	7.15	11.00	Pass
11n (HT40)	CH54	3.95	11.00	Pass
11n (HT40)	CH62	2.31	11.00	Pass
11ac (VHT20)	CH52	7.30	11.00	Pass
11ac (VHT20)	CH60	7.01	11.00	Pass
11ac (VHT20)	CH64	7.20	11.00	Pass
11ac (VHT40)	CH54	3.99	11.00	Pass
11ac (VHT40)	CH62	2.84	11.00	Pass
11ac (VHT80)	CH58	-0.54	11.00	Pass
11ax (HE20) (SU)	CH52	7.28	11.00	Pass
11ax (HE20) (SU)	CH60	6.92	11.00	Pass
11ax (HE20) (SU)	CH64	7.15	11.00	Pass
11ax (HE40) (SU)	CH54	3.20	11.00	Pass
11ax (HE40) (SU)	CH62	2.19	11.00	Pass
11ax (HE80) (SU)	CH58	-0.86	11.00	Pass

U-NII-2A (5250 - 5350 MHz)					
Mode	Channel	RU Config	PSD (dBm/MHz)	Limit (dBm/MHz)	Verdict
11ax (HE20) (RU)	CH52	26	9.69	11.00	Pass
		52	9.72	11.00	Pass
		106	10.40	11.00	Pass
	CH60	26	9.61	11.00	Pass
		52	9.69	11.00	Pass
		106	9.79	11.00	Pass
	CH64	26	9.91	11.00	Pass
		52	9.93	11.00	Pass
		106	9.58	11.00	Pass
11ax (HE40) (RU)	CH54	26	9.73	11.00	Pass
		52	9.69	11.00	Pass
		106	9.81	11.00	Pass
		242	6.65	11.00	Pass
	CH62	26	9.73	11.00	Pass
		52	9.53	11.00	Pass
		106	8.81	11.00	Pass
		242	5.20	11.00	Pass
11ax (HE80) (RU)	CH58	26	9.68	11.00	Pass
		52	9.83	11.00	Pass
		106	8.28	11.00	Pass
		242	4.83	11.00	Pass
		484	1.85	11.00	Pass

U-NII-2C (5470 - 5725 MHz)				
Mode	Channel	PSD (dBm/MHz)	Limit (dBm/MHz)	Verdict
11a	CH100	6.53	11.00	Pass
11a	CH116	7.64	11.00	Pass
11a	CH140	7.08	11.00	Pass
11n (HT20)	CH100	5.88	11.00	Pass
11n (HT20)	CH116	7.11	11.00	Pass
11n (HT20)	CH140	7.31	11.00	Pass
11n (HT40)	CH102	1.64	11.00	Pass
11n (HT40)	CH118	3.83	11.00	Pass
11n (HT40)	CH134	4.00	11.00	Pass
11ac (VHT20)	CH100	5.90	11.00	Pass
11ac (VHT20)	CH116	7.08	11.00	Pass
11ac (VHT20)	CH140	7.29	11.00	Pass
11ac (VHT40)	CH102	2.21	11.00	Pass
11ac (VHT40)	CH118	3.80	11.00	Pass
11ac (VHT40)	CH134	4.01	11.00	Pass
11ac (VHT80)	CH106	0.07	11.00	Pass
11ac (VHT80)	CH122	1.62	11.00	Pass
11ac (VHT160)	CH114	-4.51	11.00	Pass
11ax (HE20) (SU)	CH100	5.78	11.00	Pass
11ax (HE20) (SU)	CH116	6.96	11.00	Pass
11ax (HE20) (SU)	CH140	5.76	11.00	Pass
11ax (HE40) (SU)	CH102	0.97	11.00	Pass
11ax (HE40) (SU)	CH118	3.23	11.00	Pass
11ax (HE40) (SU)	CH134	3.42	11.00	Pass
11ax (HE80) (SU)	CH106	-0.70	11.00	Pass
11ax (HE80) (SU)	CH122	1.44	11.00	Pass
11ax(HE160) (SU)	CH114	-4.98	11.00	Pass

U-NII-2C (5470 - 5725 MHz)					
Mode	Channel	RU Config	PSD (dBm/MHz)	Limit (dBm/MHz)	Verdict
11ax (HE20) (RU)	CH100	26	10.15	11.00	Pass
		52	10.04	11.00	Pass
		106	9.77	11.00	Pass
	CH116	26	10.24	11.00	Pass
		52	10.32	11.00	Pass
		106	10.53	11.00	Pass
	CH140	26	9.89	11.00	Pass
		52	9.95	11.00	Pass
		106	9.70	11.00	Pass
11ax (HE40) (RU)	CH102	26	9.43	11.00	Pass
		52	9.23	11.00	Pass
		106	7.96	11.00	Pass
		242	4.29	11.00	Pass
	CH118	26	10.32	11.00	Pass
		52	10.41	11.00	Pass
		106	9.80	11.00	Pass
		242	6.19	11.00	Pass
	CH134	26	10.07	11.00	Pass
		52	9.93	11.00	Pass
		106	9.59	11.00	Pass
		242	5.96	11.00	Pass
11ax (HE80) (RU)	CH106	26	9.79	11.00	Pass
		52	9.87	11.00	Pass
		106	8.70	11.00	Pass
		242	5.17	11.00	Pass
		484	2.07	11.00	Pass
	CH122	26	10.05	11.00	Pass
		52	9.80	11.00	Pass
		106	10.34	11.00	Pass
		242	6.89	11.00	Pass
		484	3.91	11.00	Pass
11ax (HE160) (RU)	CH114	26	10.14	11.00	Pass
		52	10.29	11.00	Pass
		106	7.76	11.00	Pass
		242	4.16	11.00	Pass
		484	1.02	11.00	Pass
		996	-2.13	11.00	Pass

U-NII-3 (5725 - 5850 MHz)				
Mode	Channel	PSD (dBm/500kHz)	Limit (dBm/500kHz)	Verdict
11a	CH149	5.06	30.00	Pass
11a	CH157	5.27	30.00	Pass
11a	CH165	4.61	30.00	Pass
11n (HT20)	CH149	4.46	30.00	Pass
11n (HT20)	CH157	4.62	30.00	Pass
11n (HT20)	CH165	4.12	30.00	Pass
11n (HT40)	CH151	1.30	30.00	Pass
11n (HT40)	CH159	1.48	30.00	Pass
11ac (VHT20)	CH149	4.51	30.00	Pass
11ac (VHT20)	CH157	4.68	30.00	Pass
11ac (VHT20)	CH165	4.04	30.00	Pass
11ac (VHT40)	CH151	1.34	30.00	Pass
11ac (VHT40)	CH159	1.54	30.00	Pass
11ac (VHT80)	CH155	-0.79	30.00	Pass
11ax (HE20) (SU)	CH149	4.42	30.00	Pass
11ax (HE20) (SU)	CH157	4.66	30.00	Pass
11ax (HE20) (SU)	CH165	4.02	30.00	Pass
11ax (HE40) (SU)	CH151	0.79	30.00	Pass
11ax (HE40) (SU)	CH159	0.86	30.00	Pass
11ax (HE80) (SU)	CH155	-1.03	30.00	Pass

U-NII-3 (5725 - 5850 MHz)					
Mode	Channel	RU Config	PSD (dBm/500kHz)	Limit (dBm/500kHz)	Verdict
11ax (HE20) (RU)	CH149	26	13.81	30.00	Pass
		52	10.78	30.00	Pass
		106	8.02	30.00	Pass
	CH157	26	14.03	30.00	Pass
		52	10.88	30.00	Pass
		106	8.14	30.00	Pass
	CH165	26	13.43	30.00	Pass
		52	10.36	30.00	Pass
		106	7.37	30.00	Pass
11ax (HE40) (RU)	CH151	26	13.12	30.00	Pass
		52	10.18	30.00	Pass
		106	7.22	30.00	Pass
		242	3.60	30.00	Pass
	CH159	26	12.83	30.00	Pass
		52	9.97	30.00	Pass
		106	6.96	30.00	Pass
		242	3.46	30.00	Pass
11ax (HE80) (RU)	CH155	26	13.82	30.00	Pass
		52	10.97	30.00	Pass
		106	7.81	30.00	Pass
		242	4.40	30.00	Pass
		484	1.25	30.00	Pass

U-NII-2C straddle channel				
Mode	Channel	PSD (dBm/MHz)	Limit (dBm/MHz)	Verdict
11a	CH144	8.38	11.00	Pass
11n (HT20)	CH144	7.66	11.00	Pass
11n (HT40)	CH142	4.37	11.00	Pass
11ac (VHT20)	CH144	7.94	11.00	Pass
11ac (VHT40)	CH142	4.36	11.00	Pass
11ac (VHT80)	CH138	1.81	11.00	Pass
11ax(HE20)	CH144	7.49	11.00	Pass
11ax(HE40)	CH142	3.73	11.00	Pass
11ax(HE80)	CH138	1.52	11.00	Pass

U-NII-2C (5470 - 5725 MHz)					
Mode	Channel	RU Config	PSD (dBm/MHz)	Limit (dBm/MHz)	Verdict
11ax (HE20) (RU)	CH144	26	10.11	11.00	Pass
		52	10.22	11.00	Pass
		106	9.96	11.00	Pass
11ax (HE40) (RU)	CH142	26	10.07	11.00	Pass
		52	10.13	11.00	Pass
		106	10.26	11.00	Pass
		242	6.70	11.00	Pass
11ax (HE80) (RU)	CH138	26	10.48	11.00	Pass
		52	10.07	11.00	Pass
		106	10.25	11.00	Pass
		242	7.31	11.00	Pass
		484	4.24	11.00	Pass

U-NII-3 straddle channel				
Mode	Channel	PSD (dBm/500kHz)	Limit (dBm/500kHz)	Verdict
11a	CH144	5.32	30.00	Pass
11n (HT20)	CH144	4.73	30.00	Pass
11n (HT40)	CH142	1.35	30.00	Pass
11ac (VHT20)	CH144	4.70	30.00	Pass
11ac (VHT40)	CH142	1.34	30.00	Pass
11ac (VHT80)	CH138	-1.08	30.00	Pass
11ax(HE20)	CH144	4.63	30.00	Pass
11ax(HE40)	CH142	0.86	30.00	Pass
11ax(HE80)	CH138	-1.27	30.00	Pass

U-NII-3 (5725 - 5850 MHz)					
Mode	Channel	RU Config	PSD (dBm/500kHz)	Limit (dBm/500kHz)	Verdict
11ax (HE20) (RU)	CH144	26	7.07	30.00	Pass
		52	7.16	30.00	Pass
		106	6.85	30.00	Pass
11ax (HE40) (RU)	CH142	26	6.80	30.00	Pass
		52	6.73	30.00	Pass
		106	6.78	30.00	Pass
		242	3.23	30.00	Pass
11ax (HE80) (RU)	CH138	26	7.19	30.00	Pass
		52	6.98	30.00	Pass
		106	6.95	30.00	Pass
		242	3.81	30.00	Pass
		484	0.96	30.00	Pass

A.5 Conducted Emissions

Note [1]: The EUT is working in the Normal link mode. All modes have been tested and normal link mode is worst.

Note [2]: Devices subject to Part 15 must be tested for all available U.S. voltages and frequencies (such as a nominal 120 VAC, 60 Hz and 240 VAC, 50 Hz) for which the device is capable of operation. So, The configuration 120 VAC, 60 Hz and 240 VAC, 50 Hz were tested respectively, but only the worst configuration (120 VAC, 60 Hz) shown here.

Test Data and Plots

PHASE L

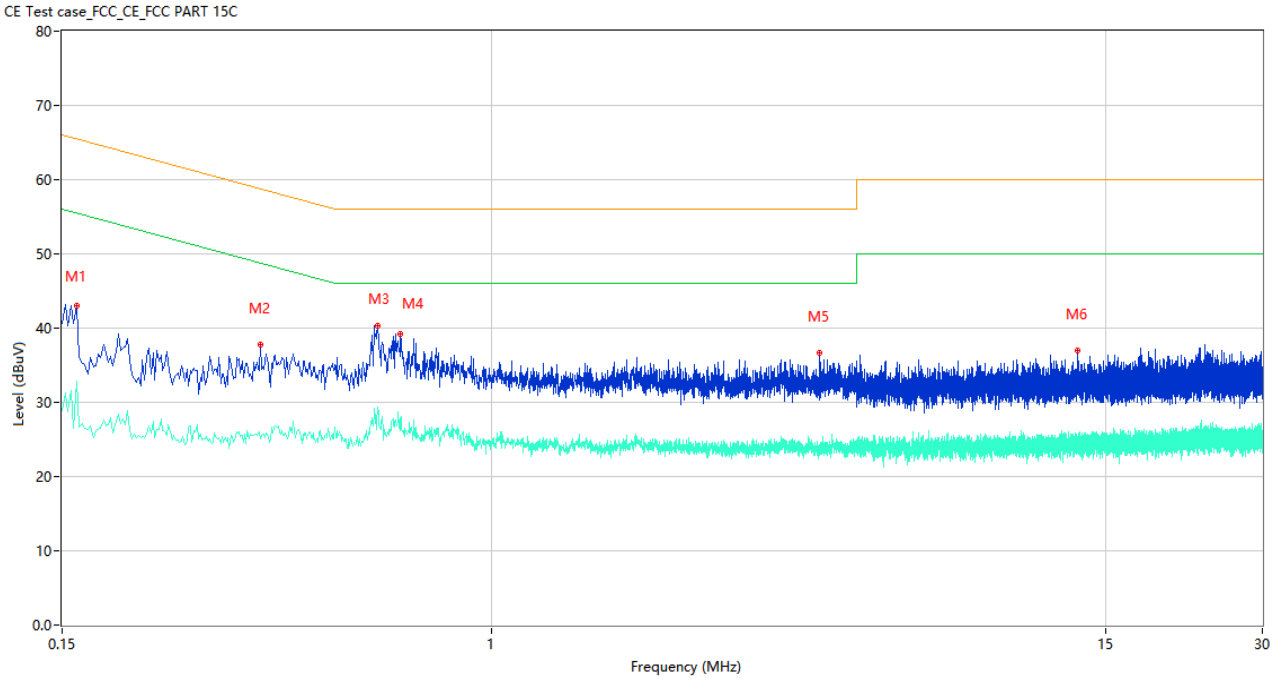

No.	Frequency (MHz)	Results (dBuV)	Factor (dB)	Limit (dBuV)	Margin (dB)	Detector	Line	Verdict
1	0.160	43.03	9.78	65.46	22.43	Peak	L	Pass
1**	0.160	32.82	9.78	55.46	22.64	AV	L	Pass
2	0.360	37.72	10.72	58.73	21.01	Peak	L	Pass
2**	0.360	25.10	10.72	48.73	23.63	AV	L	Pass
3	0.604	40.33	10.17	56.00	15.67	Peak	L	Pass
3**	0.604	29.40	10.17	46.00	16.60	AV	L	Pass
4	0.668	39.15	10.37	56.00	16.85	Peak	L	Pass
4**	0.668	28.01	10.37	46.00	17.99	AV	L	Pass
5	4.252	36.61	9.94	56.00	19.39	Peak	L	Pass
5**	4.252	24.29	9.94	46.00	21.71	AV	L	Pass
6	13.250	36.92	10.71	60.00	23.08	Peak	L	Pass
6**	13.250	24.25	10.71	50.00	25.75	AV	L	Pass

PHASE N

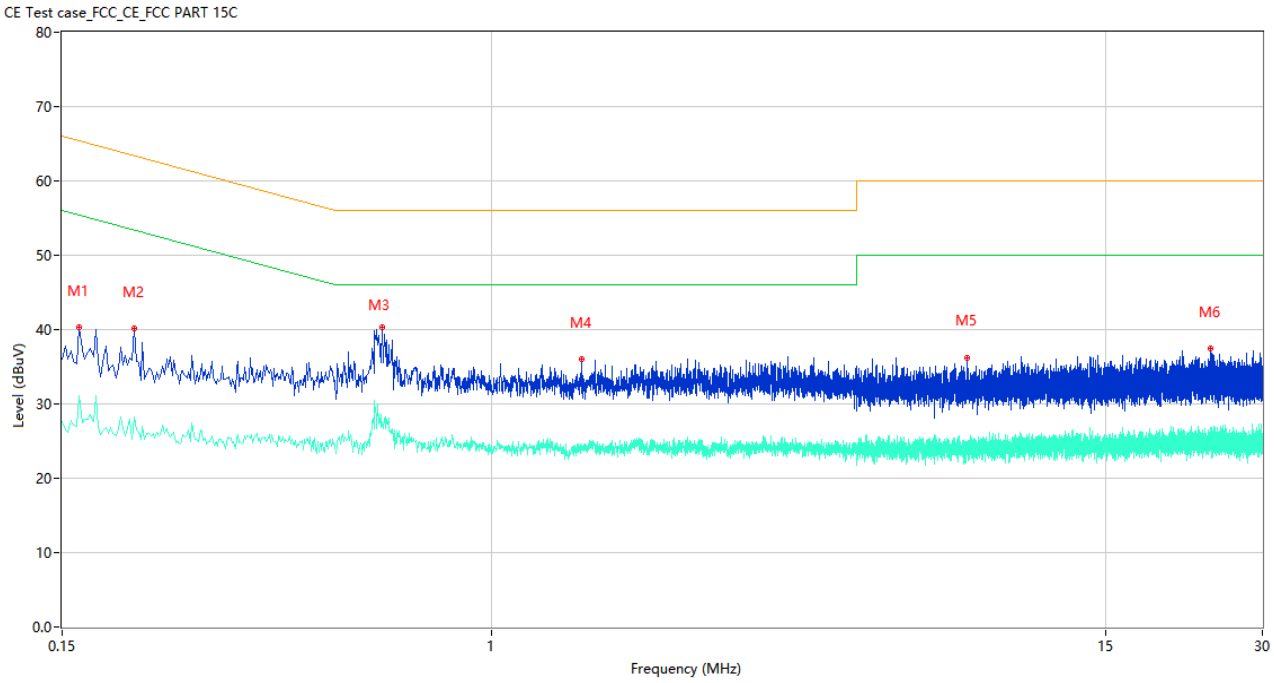

No.	Frequency (MHz)	Results (dBuV)	Factor (dB)	Limit (dBuV)	Margin (dB)	Detector	Line	Verdict
1	0.162	40.27	9.78	65.36	25.09	Peak	N	Pass
1**	0.162	31.05	9.78	55.36	24.31	AV	N	Pass
2	0.206	40.09	9.77	63.37	23.28	Peak	N	Pass
2**	0.206	28.29	9.77	53.37	25.08	AV	N	Pass
3	0.616	40.32	10.18	56.00	15.68	Peak	N	Pass
3**	0.616	26.97	10.18	46.00	19.03	AV	N	Pass
4	1.490	35.98	10.23	56.00	20.02	Peak	N	Pass
4**	1.490	24.24	10.23	46.00	21.76	AV	N	Pass
5	8.132	36.20	10.25	60.00	23.80	Peak	N	Pass
5**	8.132	23.80	10.25	50.00	26.20	AV	N	Pass
6	23.910	37.46	11.13	60.00	22.54	Peak	N	Pass
6**	23.910	25.27	11.13	50.00	24.73	AV	N	Pass

A.6 Radiated Spurious Emissions and Band Edge (Restricted-band)

Note [1]: The symbol of "--" in the table which means not application.

Note [2]: For the test data above 1 GHz，According the ANSI C63.4, where limits are specified for both average and peak (or quasi-peak) detector functions, if the peak (or quasi-peak) measured value complies with the average limit, it is unnecessary to perform an average measurement.

Note [3]: The low frequency, which started from 9 kHz to 30 MHz, was pre-scanned and the result which was 20 dB lower than the limit line per 15.31(o) was not reported.

Note [4]: The EUT is working in the Normal link mode below 1 GHz. All modes have been tested and normal link mode is worst.

Note [5]: For Multiple transmitter output, the quantity *10 log (NANT)* dB is added to each spectrum value before comparing to the emission limit. When testing out-of-band and spurious emissions against relative emission limits, tests may be performed on each output individually without summing or adding *10 log(NANT)* if the measurements are made relative to the in-band emissions on the individual outputs.

Test Data and Plots

30 MHz to 1 GHz, ANT H

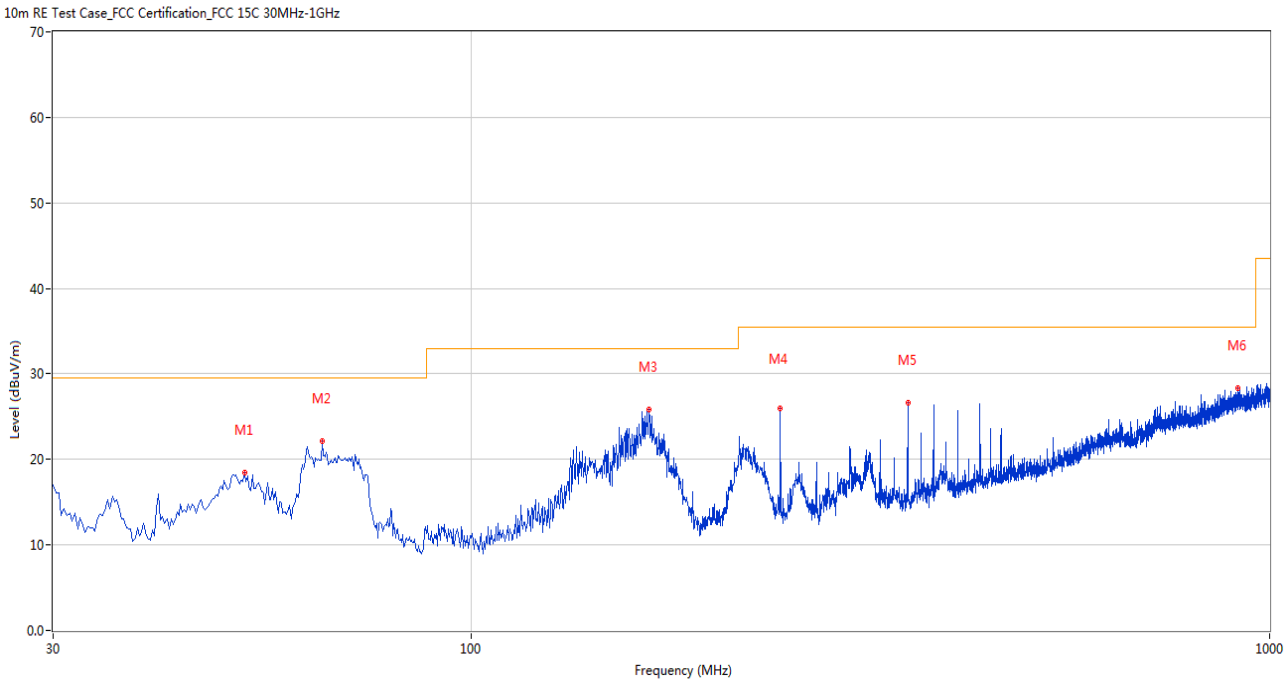

No.	Frequency (MHz)	Results (dBuV/m)	Factor (dB)	Limit (dBuV/m)	Margin (dB)	Detector	Table (Degree)	Height (cm)	Antenna	Verdict
1	52.062	18.45	-26.02	29.5	11.05	Peak	82.00	100	Vertical	Pass
2	65.154	22.20	-27.47	29.5	7.30	Peak	91.00	100	Vertical	Pass
3	167.221	25.88	-25.82	33.0	7.12	Peak	252.00	100	Vertical	Pass
4	244.074	25.98	-27.01	35.5	9.52	Peak	246.00	100	Vertical	Pass
5	352.444	26.58	-23.86	35.5	8.92	Peak	249.00	100	Vertical	Pass
6	912.237	28.33	-10.64	35.5	7.17	Peak	47.00	200	Vertical	Pass

30 MHz to 1 GHz, ANT V

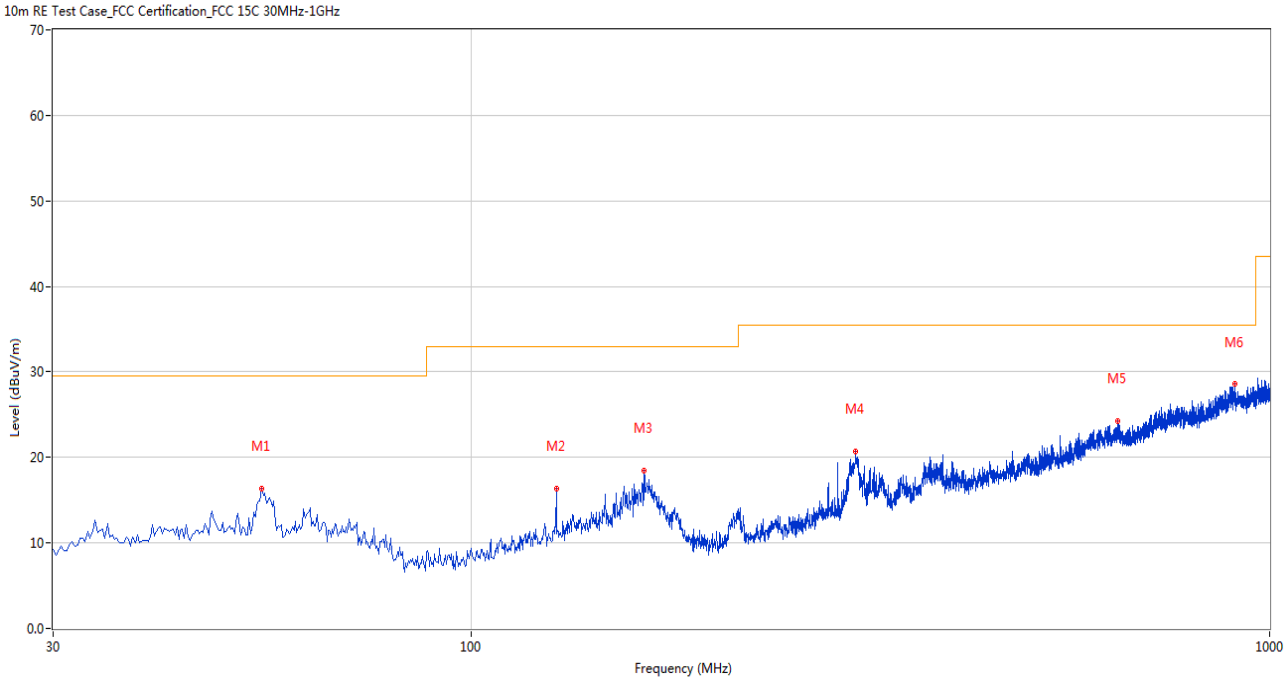

No.	Frequency (MHz)	Results (dBuV/m)	Factor (dB)	Limit (dBuV/m)	Margin (dB)	Detector	Table (Degree)	Height (cm)	Antenna	Verdict
1	54.729	16.37	-26.12	29.5	13.13	Peak	360.00	200	Horizontal	Pass
2	127.946	16.39	-27.27	33.0	16.61	Peak	81.00	100	Horizontal	Pass
3	164.796	18.51	-25.65	33.0	14.49	Peak	304.00	200	Horizontal	Pass
4	302.987	20.76	-24.87	35.5	14.74	Peak	298.00	200	Horizontal	Pass
5	646.038	24.24	-15.56	35.5	11.26	Peak	109.00	100	Horizontal	Pass
6	903.752	28.67	-10.45	35.5	6.83	Peak	124.00	100	Horizontal	Pass

Note 1: The marked “N/A” spikes near 5150MHz-5850MHz MHz with circle should be ignored because they are Fundamental signal.
Note 2: The spurious from 18GHz to 40GHz is noise only, do not show on the report.
Note 3: All the configurations were pre tested, only the worst configuration has been reported in this report.
MIMO

11a, U-NII-1, 1 GHz to 18 GHz, Low Channel, ANT H

No.	Frequency (MHz)	Results (dBuV/m)	Factor (dB)	Limit (dBuV/m)	Margin (dB)	Detector	Table (Degree)	Height (cm)	Antenna	Verdict
1	1443.000	39.19	-17.01	74.0	34.81	Peak	264.00	200	Horizontal	Pass
1**	1443.000	29.46	-17.01	54.0	24.54	AV	264.00	200	Horizontal	Pass
2	4379.400	50.37	-3.32	74.0	23.63	Peak	0.00	400	Horizontal	Pass
2**	4379.400	41.95	-3.32	54.0	12.05	AV	0.00	400	Horizontal	Pass
3	5179.200	111.35	-2.56	--	--	Peak	114.00	100	Horizontal	N/A
3**	5179.200	104.89	-2.56	--	--	AV	114.00	100	Horizontal	N/A
4	7335.800	49.71	-3.23	74.0	24.29	Peak	155.00	400	Horizontal	Pass
4**	7335.800	40.74	-3.23	54.0	13.26	AV	155.00	400	Horizontal	Pass
5	12278.213	53.63	1.74	74.0	20.37	Peak	188.00	150	Horizontal	Pass
5**	12278.213	44.63	1.74	54.0	9.37	AV	188.00	150	Horizontal	Pass
6	15790.276	55.55	2.02	74.0	18.45	Peak	13.00	200	Horizontal	Pass
6**	15790.276	47.37	2.02	54.0	6.63	AV	13.00	200	Horizontal	Pass

11a, U-NII-1, 1 GHz to 18 GHz, Low Channel, ANT V

No.	Frequency (MHz)	Results (dBuV/m)	Factor (dB)	Limit (dBuV/m)	Margin (dB)	Detector	Table (Degree)	Height (cm)	Antenna	Verdict
1	1495.000	41.03	-16.86	74.0	32.97	Peak	42.00	100	Vertical	Pass
1**	1495.000	31.72	-16.86	54.0	22.28	AV	42.00	100	Vertical	Pass
2	4379.200	50.62	-3.34	74.0	23.38	Peak	231.00	300	Vertical	Pass
2**	4379.200	41.27	-3.34	54.0	12.73	AV	231.00	300	Vertical	Pass
3	5180.600	100.96	-2.66	--	--	Peak	354.00	200	Vertical	N/A
3**	5180.600	94.78	-2.66	--	--	AV	354.00	200	Vertical	N/A
4	7360.525	50.03	-3.80	74.0	23.97	Peak	62.00	100	Vertical	Pass
4**	7360.525	40.90	-3.80	54.0	13.10	AV	62.00	100	Vertical	Pass
5	12003.075	52.90	1.29	74.0	21.10	Peak	78.00	200	Vertical	Pass
5**	12003.075	43.67	1.29	54.0	10.33	AV	78.00	200	Vertical	Pass
6	15518.588	56.32	1.39	74.0	17.68	Peak	235.00	400	Vertical	Pass
6**	15518.588	46.00	1.39	54.0	8.00	AV	235.00	400	Vertical	Pass

11a, U-NII-1, 1 GHz to 18 GHz, Middle Channel, ANT H

No.	Frequency (MHz)	Results (dBuV/m)	Factor (dB)	Limit (dBuV/m)	Margin (dB)	Detector	Table (Degree)	Height (cm)	Antenna	Verdict
1	1453.400	38.67	-17.06	74.0	35.33	Peak	360.00	200	Horizontal	Pass
1**	1453.400	29.51	-17.06	54.0	24.49	AV	360.00	200	Horizontal	Pass
2	4392.000	49.77	-3.50	74.0	24.23	Peak	46.00	200	Horizontal	Pass
2**	4392.000	41.36	-3.50	54.0	12.64	AV	46.00	200	Horizontal	Pass
3	5218.800	111.42	-2.86	--	--	Peak	107.00	150	Horizontal	N/A
3**	5218.800	104.06	-2.86	--	--	AV	107.00	150	Horizontal	N/A
4	7331.200	49.57	-3.38	74.0	24.43	Peak	360.00	200	Horizontal	Pass
4**	7331.200	40.54	-3.38	54.0	13.46	AV	360.00	200	Horizontal	Pass
5	12488.950	53.49	1.66	74.0	20.51	Peak	122.00	150	Horizontal	Pass
5**	12488.950	43.14	1.66	54.0	10.86	AV	122.00	150	Horizontal	Pass
6	15509.925	55.77	1.44	74.0	18.23	Peak	32.00	300	Horizontal	Pass
6**	15509.925	46.07	1.44	54.0	7.93	AV	32.00	300	Horizontal	Pass

11a, U-NII-1, 1 GHz to 18 GHz, Middle Channel, ANT V

No.	Frequency (MHz)	Results (dBuV/m)	Factor (dB)	Limit (dBuV/m)	Margin (dB)	Detector	Table (Degree)	Height (cm)	Antenna	Verdict
1	1493.300	40.37	-16.88	74.0	33.63	Peak	47.00	100	Vertical	Pass
1**	1493.300	29.30	-16.88	54.0	24.70	AV	47.00	100	Vertical	Pass
2	4101.400	49.79	-4.99	74.0	24.21	Peak	292.00	200	Vertical	Pass
2**	4101.400	39.73	-4.99	54.0	14.27	AV	292.00	200	Vertical	Pass
3	5221.000	99.89	-2.71	--	--	Peak	189.00	200	Vertical	N/A
3**	5221.000	93.26	-2.71	--	--	AV	189.00	200	Vertical	N/A
4	7339.250	50.79	-2.93	74.0	23.21	Peak	304.00	400	Vertical	Pass
4**	7339.250	41.59	-2.93	54.0	12.41	AV	304.00	400	Vertical	Pass
5	12294.600	53.26	1.58	74.0	20.74	Peak	0.00	200	Vertical	Pass
5**	12294.600	43.27	1.58	54.0	10.73	AV	0.00	200	Vertical	Pass
6	16017.863	55.68	0.50	74.0	18.32	Peak	33.00	300	Vertical	Pass
6**	16017.863	45.95	0.50	54.0	8.05	AV	33.00	300	Vertical	Pass

11a, U-NII-1, 1 GHz to 18 GHz, High Channel, ANT H

No.	Frequency (MHz)	Results (dBuV/m)	Factor (dB)	Limit (dBuV/m)	Margin (dB)	Detector	Table (Degree)	Height (cm)	Antenna	Verdict
1	1611.100	38.91	-17.04	74.0	35.09	Peak	171.00	400	Horizontal	Pass
1**	1611.100	30.06	-17.04	54.0	23.94	AV	171.00	400	Horizontal	Pass
2	4391.200	50.60	-3.40	74.0	23.40	Peak	200.00	200	Horizontal	Pass
2**	4391.200	40.64	-3.40	54.0	13.36	AV	200.00	200	Horizontal	Pass
3	5239.000	111.50	-2.62	--	--	Peak	108.00	100	Horizontal	N/A
3**	5239.000	104.29	-2.62	--	--	AV	108.00	100	Horizontal	N/A
4	7328.325	49.77	-3.50	74.0	24.23	Peak	91.00	300	Horizontal	Pass
4**	7328.325	40.77	-3.50	54.0	13.23	AV	91.00	300	Horizontal	Pass
5	12325.650	53.53	1.42	74.0	20.47	Peak	264.00	200	Horizontal	Pass
5**	12325.650	44.23	1.42	54.0	9.77	AV	264.00	200	Horizontal	Pass
6	16031.776	55.54	0.73	74.0	18.46	Peak	180.00	100	Horizontal	Pass
6**	16031.776	47.82	0.73	54.0	6.18	AV	180.00	100	Horizontal	Pass

11a, U-NII-1, 1 GHz to 18 GHz, High Channel, ANT V

No.	Frequency (MHz)	Results (dBuV/m)	Factor (dB)	Limit (dBuV/m)	Margin (dB)	Detector	Table (Degree)	Height (cm)	Antenna	Verdict
1	1500.500	41.30	-16.85	74.0	32.70	Peak	47.00	400	Vertical	Pass
1**	1500.500	30.36	-16.85	54.0	23.64	AV	47.00	400	Vertical	Pass
2	4379.400	49.85	-3.32	74.0	24.15	Peak	205.00	300	Vertical	Pass
2**	4379.400	41.40	-3.32	54.0	12.60	AV	205.00	300	Vertical	Pass
3	5239.200	100.02	-2.64	--	--	Peak	143.00	200	Vertical	N/A
3**	5239.200	94.36	-2.64	--	--	AV	143.00	200	Vertical	N/A
4	7351.037	50.00	-3.68	74.0	24.00	Peak	44.00	100	Vertical	Pass
4**	7351.037	40.40	-3.68	54.0	13.60	AV	44.00	100	Vertical	Pass
5	12276.775	52.87	1.68	74.0	21.13	Peak	267.00	100	Vertical	Pass
5**	12276.775	44.12	1.68	54.0	9.88	AV	267.00	100	Vertical	Pass
6	16194.525	55.70	1.59	74.0	18.30	Peak	344.00	300	Vertical	Pass
6**	16194.525	46.82	1.59	54.0	7.18	AV	344.00	300	Vertical	Pass

11n20, U-NII-1, 1 GHz to 18 GHz, Low Channel, ANT H

No.	Frequency (MHz)	Results (dBuV/m)	Factor (dB)	Limit (dBuV/m)	Margin (dB)	Detector	Table (Degree)	Height (cm)	Antenna	Verdict
1	1573.700	39.04	-17.10	74.0	34.96	Peak	360.00	200	Horizontal	Pass
1**	1573.700	29.51	-17.10	54.0	24.49	AV	360.00	200	Horizontal	Pass
2	4381.000	50.36	-3.49	74.0	23.64	Peak	148.00	300	Horizontal	Pass
2**	4381.000	41.47	-3.49	54.0	12.53	AV	148.00	300	Horizontal	Pass
3	5178.200	111.81	-2.52	--	--	Peak	107.00	200	Horizontal	N/A
3**	5178.200	103.87	-2.52	--	--	AV	107.00	200	Horizontal	N/A
4	7346.150	50.09	-3.53	74.0	23.91	Peak	123.00	100	Horizontal	Pass
4**	7346.150	40.58	-3.53	54.0	13.42	AV	123.00	100	Horizontal	Pass
5	12638.737	53.62	1.16	74.0	20.38	Peak	60.00	100	Horizontal	Pass
5**	12638.737	44.02	1.16	54.0	9.98	AV	60.00	100	Horizontal	Pass
6	15781.875	56.68	1.64	74.0	17.32	Peak	307.00	100	Horizontal	Pass
6**	15781.875	46.92	1.64	54.0	7.08	AV	307.00	100	Horizontal	Pass

11n20, U-NII-1, 1 GHz to 18 GHz, Low Channel, ANT V

No.	Frequency (MHz)	Results (dBuV/m)	Factor (dB)	Limit (dBuV/m)	Margin (dB)	Detector	Table (Degree)	Height (cm)	Antenna	Verdict
1	1495.900	41.05	-16.85	74.0	32.95	Peak	357.00	200	Vertical	Pass
1**	1495.900	30.99	-16.85	54.0	23.01	AV	357.00	200	Vertical	Pass
2	4379.200	50.88	-3.34	74.0	23.12	Peak	242.00	400	Vertical	Pass
2**	4379.200	42.10	-3.34	54.0	11.90	AV	242.00	400	Vertical	Pass
3	5178.600	101.68	-2.53	--	--	Peak	151.00	200	Vertical	N/A
3**	5178.600	93.85	-2.53	--	--	AV	151.00	200	Vertical	N/A
4	7342.125	50.17	-3.19	74.0	23.83	Peak	77.00	300	Vertical	Pass
4**	7342.125	40.84	-3.19	54.0	13.16	AV	77.00	300	Vertical	Pass
5	12601.650	52.85	1.91	74.0	21.15	Peak	188.00	200	Vertical	Pass
5**	12601.650	43.64	1.91	54.0	10.36	AV	188.00	200	Vertical	Pass
6	15637.763	55.60	1.44	74.0	18.40	Peak	31.00	200	Vertical	Pass
6**	15637.763	46.70	1.44	54.0	7.30	AV	31.00	200	Vertical	Pass

11n20, U-NII-1, 1 GHz to 18 GHz, Middle Channel, ANT H

No.	Frequency (MHz)	Results (dBuV/m)	Factor (dB)	Limit (dBuV/m)	Margin (dB)	Detector	Table (Degree)	Height (cm)	Antenna	Verdict
1	1485.700	38.99	-16.66	74.0	35.01	Peak	278.00	300	Horizontal	Pass
1**	1485.700	29.86	-16.66	54.0	24.14	AV	278.00	300	Horizontal	Pass
2	4386.400	50.28	-3.29	74.0	23.72	Peak	129.00	200	Horizontal	Pass
2**	4386.400	41.62	-3.29	54.0	12.38	AV	129.00	200	Horizontal	Pass
3	5218.200	111.88	-2.80	--	--	Peak	109.00	100	Horizontal	N/A
3**	5218.200	103.37	-2.80	--	--	AV	109.00	100	Horizontal	N/A
4	7322.575	49.70	-3.31	74.0	24.30	Peak	266.00	100	Horizontal	Pass
4**	7322.575	40.70	-3.31	54.0	13.30	AV	266.00	100	Horizontal	Pass
5	12606.250	53.41	1.91	74.0	20.59	Peak	251.00	100	Horizontal	Pass
5**	12606.250	43.86	1.91	54.0	10.14	AV	251.00	100	Horizontal	Pass
6	15867.450	55.93	0.72	74.0	18.07	Peak	308.00	300	Horizontal	Pass
6**	15867.450	46.00	0.72	54.0	8.00	AV	308.00	300	Horizontal	Pass

11n20, U-NII-1, 1 GHz to 18 GHz, Middle Channel, ANT V

No.	Frequency (MHz)	Results (dBuV/m)	Factor (dB)	Limit (dBuV/m)	Margin (dB)	Detector	Table (Degree)	Height (cm)	Antenna	Verdict
1	1495.000	39.44	-16.86	74.0	34.56	Peak	31.00	400	Vertical	Pass
1**	1495.000	31.79	-16.86	54.0	22.21	AV	31.00	400	Vertical	Pass
2	4381.200	50.21	-3.52	74.0	23.79	Peak	230.00	100	Vertical	Pass
2**	4381.200	41.46	-3.52	54.0	12.54	AV	230.00	100	Vertical	Pass
3	5221.200	100.41	-2.69	--	--	Peak	0.00	100	Vertical	N/A
3**	5221.200	93.10	-2.69	--	--	AV	0.00	100	Vertical	N/A
4	7345.575	50.28	-3.51	74.0	23.72	Peak	221.00	100	Vertical	Pass
4**	7345.575	41.17	-3.51	54.0	12.83	AV	221.00	100	Vertical	Pass
5	12251.475	53.32	0.96	74.0	20.68	Peak	12.00	200	Vertical	Pass
5**	12251.475	43.83	0.96	54.0	10.17	AV	12.00	200	Vertical	Pass
6	16175.100	55.90	1.33	74.0	18.10	Peak	217.00	200	Vertical	Pass
6**	16175.100	46.01	1.33	54.0	7.99	AV	217.00	200	Vertical	Pass

11n20, U-NII-1, 1 GHz to 18 GHz, High Channel, ANT H

No.	Frequency (MHz)	Results (dBuV/m)	Factor (dB)	Limit (dBuV/m)	Margin (dB)	Detector	Table (Degree)	Height (cm)	Antenna	Verdict
1	1503.700	39.21	-16.95	74.0	34.79	Peak	140.00	400	Horizontal	Pass
1**	1503.700	29.24	-16.95	54.0	24.76	AV	140.00	400	Horizontal	Pass
2	4380.000	50.64	-3.32	74.0	23.36	Peak	300.00	300	Horizontal	Pass
2**	4380.000	41.74	-3.32	54.0	12.26	AV	300.00	300	Horizontal	Pass
3	5238.000	110.71	-2.55	--	--	Peak	114.00	200	Horizontal	N/A
3**	5238.000	103.43	-2.55	--	--	AV	114.00	200	Horizontal	N/A
4	7616.112	49.87	-2.55	74.0	24.13	Peak	205.00	200	Horizontal	Pass
4**	7616.112	40.31	-2.55	54.0	13.69	AV	205.00	200	Horizontal	Pass
5	12613.437	53.01	1.88	74.0	20.99	Peak	350.00	150	Horizontal	Pass
5**	12613.437	43.70	1.88	54.0	10.30	AV	350.00	150	Horizontal	Pass
6	15804.975	55.78	2.27	74.0	18.22	Peak	181.00	300	Horizontal	Pass
6**	15804.975	46.65	2.27	54.0	7.35	AV	181.00	300	Horizontal	Pass

11n20, U-NII-1, 1 GHz to 18 GHz, High Channel, ANT V

No.	Frequency (MHz)	Results (dBuV/m)	Factor (dB)	Limit (dBuV/m)	Margin (dB)	Detector	Table (Degree)	Height (cm)	Antenna	Verdict
1	1500.800	41.49	-16.88	74.0	32.51	Peak	43.00	100	Vertical	Pass
1**	1500.800	29.88	-16.88	54.0	24.12	AV	43.00	100	Vertical	Pass
2	4386.600	50.69	-3.30	74.0	23.31	Peak	210.00	200	Vertical	Pass
2**	4386.600	41.45	-3.30	54.0	12.55	AV	210.00	200	Vertical	Pass
3	5238.200	100.78	-2.56	--	--	Peak	148.00	200	Vertical	N/A
3**	5238.200	93.31	-2.56	--	--	AV	148.00	200	Vertical	N/A
4	7327.175	49.64	-3.40	74.0	24.36	Peak	29.00	400	Vertical	Pass
4**	7327.175	40.30	-3.40	54.0	13.70	AV	29.00	400	Vertical	Pass
5	12282.237	52.92	1.79	74.0	21.08	Peak	140.00	200	Vertical	Pass
5**	12282.237	44.85	1.79	54.0	9.15	AV	140.00	200	Vertical	Pass
6	16057.238	55.81	0.85	74.0	18.19	Peak	178.00	300	Vertical	Pass
6**	16057.238	45.84	0.85	54.0	8.16	AV	178.00	300	Vertical	Pass

11n40, U-NII-1, 1 GHz to 18 GHz, Low Channel, ANT H

No.	Frequency (MHz)	Results (dBuV/m)	Factor (dB)	Limit (dBuV/m)	Margin (dB)	Detector	Table (Degree)	Height (cm)	Antenna	Verdict
1	1505.400	39.16	-16.84	74.0	34.84	Peak	278.00	300	Horizontal	Pass
1**	1505.400	29.89	-16.84	54.0	24.11	AV	278.00	300	Horizontal	Pass
2	4388.000	50.37	-3.39	74.0	23.63	Peak	205.00	400	Horizontal	Pass
2**	4388.000	41.53	-3.39	54.0	12.47	AV	205.00	400	Horizontal	Pass
3	5188.400	108.70	-2.33	--	--	Peak	107.00	200	Horizontal	N/A
3**	5188.400	101.79	-2.33	--	--	AV	107.00	200	Horizontal	N/A
4	7434.413	50.16	-3.41	74.0	23.84	Peak	91.00	100	Horizontal	Pass
4**	7434.413	40.82	-3.41	54.0	13.18	AV	91.00	100	Horizontal	Pass
5	12391.200	52.97	1.58	74.0	21.03	Peak	250.00	200	Horizontal	Pass
5**	12391.200	44.16	1.58	54.0	9.84	AV	250.00	200	Horizontal	Pass
6	15827.287	56.12	1.57	74.0	17.88	Peak	196.00	300	Horizontal	Pass
6**	15827.287	46.05	1.57	54.0	7.95	AV	196.00	300	Horizontal	Pass

11n40, U-NII-1, 1 GHz to 18 GHz, Low Channel, ANT V

No.	Frequency (MHz)	Results (dBuV/m)	Factor (dB)	Limit (dBuV/m)	Margin (dB)	Detector	Table (Degree)	Height (cm)	Antenna	Verdict
1	1569.100	39.95	-17.13	74.0	34.05	Peak	345.00	100	Vertical	Pass
1**	1569.100	29.50	-17.13	54.0	24.50	AV	345.00	100	Vertical	Pass
2	4379.400	50.22	-3.32	74.0	23.78	Peak	360.00	100	Vertical	Pass
2**	4379.400	41.80	-3.32	54.0	12.20	AV	360.00	100	Vertical	Pass
3	5191.800	98.66	-2.27	--	--	Peak	188.00	200	Vertical	N/A
3**	5191.800	91.07	-2.27	--	--	AV	188.00	200	Vertical	N/A
4	7341.263	49.96	-3.09	74.0	24.04	Peak	78.00	300	Vertical	Pass
4**	7341.263	40.90	-3.09	54.0	13.10	AV	78.00	300	Vertical	Pass
5	12455.888	53.07	1.87	74.0	20.93	Peak	360.00	100	Vertical	Pass
5**	12455.888	43.62	1.87	54.0	10.38	AV	360.00	100	Vertical	Pass
6	15807.600	55.60	2.22	74.0	18.40	Peak	124.00	200	Vertical	Pass
6**	15807.600	46.23	2.22	54.0	7.77	AV	124.00	200	Vertical	Pass

11n40, U-NII-1, 1 GHz to 18 GHz, High Channel, ANT H

No.	Frequency (MHz)	Results (dBuV/m)	Factor (dB)	Limit (dBuV/m)	Margin (dB)	Detector	Table (Degree)	Height (cm)	Antenna	Verdict
1	1589.200	39.21	-17.17	74.0	34.79	Peak	169.00	300	Horizontal	Pass
1**	1589.200	29.52	-17.17	54.0	24.48	AV	169.00	300	Horizontal	Pass
2	4382.200	50.17	-3.64	74.0	23.83	Peak	119.00	200	Horizontal	Pass
2**	4382.200	40.85	-3.64	54.0	13.15	AV	119.00	200	Horizontal	Pass
3	5228.800	108.13	-2.64	--	--	Peak	109.00	200	Horizontal	N/A
3**	5228.800	101.19	-2.64	--	--	AV	109.00	200	Horizontal	N/A
4	7331.200	49.66	-3.38	74.0	24.34	Peak	0.00	300	Horizontal	Pass
4**	7331.200	40.45	-3.38	54.0	13.55	AV	0.00	300	Horizontal	Pass
5	12284.537	53.06	1.78	74.0	20.94	Peak	360.00	200	Horizontal	Pass
5**	12284.537	44.01	1.78	54.0	9.99	AV	360.00	200	Horizontal	Pass
6	16077.187	55.65	1.58	74.0	18.35	Peak	253.00	400	Horizontal	Pass
6**	16077.187	47.68	1.58	54.0	6.32	AV	253.00	400	Horizontal	Pass

11n40, U-NII-1, 1 GHz to 18 GHz, High Channel, ANT V

No.	Frequency (MHz)	Results (dBuV/m)	Factor (dB)	Limit (dBuV/m)	Margin (dB)	Detector	Table (Degree)	Height (cm)	Antenna	Verdict
1	1618.200	39.14	-17.29	74.0	34.86	Peak	30.00	300	Vertical	Pass
1**	1618.200	30.11	-17.29	54.0	23.89	AV	30.00	300	Vertical	Pass
2	4377.000	50.40	-3.71	74.0	23.60	Peak	136.00	200	Vertical	Pass
2**	4377.000	41.27	-3.71	54.0	12.73	AV	136.00	200	Vertical	Pass
3	5228.200	97.40	-2.75	--	--	Peak	167.00	100	Vertical	N/A
3**	5228.200	89.77	-2.75	--	--	AV	167.00	100	Vertical	N/A
4	7364.837	50.14	-3.42	74.0	23.86	Peak	123.00	100	Vertical	Pass
4**	7364.837	40.28	-3.42	54.0	13.72	AV	123.00	100	Vertical	Pass
5	12236.812	53.04	1.12	74.0	20.96	Peak	155.00	150	Vertical	Pass
5**	12236.812	43.68	1.12	54.0	10.32	AV	155.00	150	Vertical	Pass
6	16137.300	55.75	1.05	74.0	18.25	Peak	271.00	400	Vertical	Pass
6**	16137.300	45.91	1.05	54.0	8.09	AV	271.00	400	Vertical	Pass

11ac20, U-NII-1, 1 GHz to 18 GHz, Low Channel, ANT H

No.	Frequency (MHz)	Results (dBuV/m)	Factor (dB)	Limit (dBuV/m)	Margin (dB)	Detector	Table (Degree)	Height (cm)	Antenna	Verdict
1	1524.800	38.67	-17.36	74.0	35.33	Peak	113.00	300	Horizontal	Pass
1**	1524.800	28.93	-17.36	54.0	25.07	AV	113.00	300	Horizontal	Pass
2	4299.800	49.94	-4.17	74.0	24.06	Peak	86.00	200	Horizontal	Pass
2**	4299.800	40.21	-4.17	54.0	13.79	AV	86.00	200	Horizontal	Pass
3	5179.200	111.54	-2.56	--	--	Peak	116.00	150	Horizontal	N/A
3**	5179.200	104.42	-2.56	--	--	AV	116.00	150	Horizontal	N/A
4	7342.125	50.03	-3.19	74.0	23.97	Peak	29.00	200	Horizontal	Pass
4**	7342.125	41.71	-3.19	54.0	12.29	AV	29.00	200	Horizontal	Pass
5	12290.288	53.83	1.66	74.0	20.17	Peak	123.00	100	Horizontal	Pass
5**	12290.288	44.34	1.66	54.0	9.66	AV	123.00	100	Horizontal	Pass
6	16120.762	57.23	0.64	74.0	16.77	Peak	68.00	200	Horizontal	Pass
6**	16120.762	45.71	0.64	54.0	8.29	AV	68.00	200	Horizontal	Pass

11ac20, U-NII-1, 1 GHz to 18 GHz, Low Channel, ANT V

No.	Frequency (MHz)	Results (dBuV/m)	Factor (dB)	Limit (dBuV/m)	Margin (dB)	Detector	Table (Degree)	Height (cm)	Antenna	Verdict
1	1494.700	39.91	-16.86	74.0	34.09	Peak	30.00	200	Vertical	Pass
1**	1494.700	30.01	-16.86	54.0	23.99	AV	30.00	200	Vertical	Pass
2	4391.600	51.05	-3.45	74.0	22.95	Peak	108.00	100	Vertical	Pass
2**	4391.600	41.14	-3.45	54.0	12.86	AV	108.00	100	Vertical	Pass
3	5179.000	101.06	-2.54	--	--	Peak	150.00	100	Vertical	N/A
3**	5179.000	93.81	-2.54	--	--	AV	150.00	100	Vertical	N/A
4	7729.962	49.49	-2.50	74.0	24.51	Peak	123.00	200	Vertical	Pass
4**	7729.962	40.17	-2.50	54.0	13.83	AV	123.00	200	Vertical	Pass
5	12414.200	53.36	1.42	74.0	20.64	Peak	76.00	200	Vertical	Pass
5**	12414.200	44.61	1.42	54.0	9.39	AV	76.00	200	Vertical	Pass
6	15401.250	55.62	0.78	74.0	18.38	Peak	106.00	100	Vertical	Pass
6**	15401.250	46.68	0.78	54.0	7.32	AV	106.00	100	Vertical	Pass

11ac20, U-NII-1, 1 GHz to 18 GHz, Middle Channel, ANT H

No.	Frequency (MHz)	Results (dBuV/m)	Factor (dB)	Limit (dBuV/m)	Margin (dB)	Detector	Table (Degree)	Height (cm)	Antenna	Verdict
1	1512.700	39.10	-17.24	74.0	34.90	Peak	360.00	200	Horizontal	Pass
1**	1512.700	29.26	-17.24	54.0	24.74	AV	360.00	200	Horizontal	Pass
2	4390.800	49.88	-3.35	74.0	24.12	Peak	26.00	100	Horizontal	Pass
2**	4390.800	41.64	-3.35	54.0	12.36	AV	26.00	100	Horizontal	Pass
3	5217.800	110.95	-2.76	--	--	Peak	108.00	200	Horizontal	N/A
3**	5217.800	102.72	-2.76	--	--	AV	108.00	200	Horizontal	N/A
4	7602.888	50.05	-2.75	74.0	23.95	Peak	171.00	300	Horizontal	Pass
4**	7602.888	40.25	-2.75	54.0	13.75	AV	171.00	300	Horizontal	Pass
5	12284.537	52.83	1.78	74.0	21.17	Peak	203.00	100	Horizontal	Pass
5**	12284.537	43.89	1.78	54.0	10.11	AV	203.00	100	Horizontal	Pass
6	15633.563	56.47	1.59	74.0	17.53	Peak	180.00	300	Horizontal	Pass
6**	15633.563	47.87	1.59	54.0	6.13	AV	180.00	300	Horizontal	Pass

11ac20, U-NII-1, 1 GHz to 18 GHz, Middle Channel, ANT V

No.	Frequency (MHz)	Results (dBuV/m)	Factor (dB)	Limit (dBuV/m)	Margin (dB)	Detector	Table (Degree)	Height (cm)	Antenna	Verdict
1	1497.700	40.69	-17.11	74.0	33.31	Peak	37.00	100	Vertical	Pass
1**	1497.700	29.01	-17.11	54.0	24.99	AV	37.00	100	Vertical	Pass
2	4382.400	50.76	-3.64	74.0	23.24	Peak	202.00	400	Vertical	Pass
2**	4382.400	42.41	-3.64	54.0	11.59	AV	202.00	400	Vertical	Pass
3	5218.000	100.29	-2.78	--	--	Peak	40.00	100	Vertical	N/A
3**	5218.000	92.08	-2.78	--	--	AV	40.00	100	Vertical	N/A
4	7361.100	49.35	-3.82	74.0	24.65	Peak	360.00	100	Vertical	Pass
4**	7361.100	40.56	-3.82	54.0	13.44	AV	360.00	100	Vertical	Pass
5	12290.862	53.31	1.65	74.0	20.69	Peak	157.00	200	Vertical	Pass
5**	12290.862	43.60	1.65	54.0	10.40	AV	157.00	200	Vertical	Pass
6	15486.825	55.66	0.91	74.0	18.34	Peak	15.00	300	Vertical	Pass
6**	15486.825	46.85	0.91	54.0	7.15	AV	15.00	300	Vertical	Pass

11ac20, U-NII-1, 1 GHz to 18 GHz, High Channel, ANT H

No.	Frequency (MHz)	Results (dBuV/m)	Factor (dB)	Limit (dBuV/m)	Margin (dB)	Detector	Table (Degree)	Height (cm)	Antenna	Verdict
1	1493.300	40.20	-16.88	74.0	33.80	Peak	59.00	200	Horizontal	Pass
1**	1493.300	29.98	-16.88	54.0	24.02	AV	59.00	200	Horizontal	Pass
2	4380.600	49.75	-3.42	74.0	24.25	Peak	322.00	200	Horizontal	Pass
2**	4380.600	41.53	-3.42	54.0	12.47	AV	322.00	200	Horizontal	Pass
3	5238.200	111.72	-2.56	--	--	Peak	108.00	150	Horizontal	N/A
3**	5238.200	103.68	-2.56	--	--	AV	108.00	150	Horizontal	N/A
4	7344.138	50.46	-3.45	74.0	23.54	Peak	360.00	400	Horizontal	Pass
4**	7344.138	41.01	-3.45	54.0	12.99	AV	360.00	400	Horizontal	Pass
5	12360.724	54.05	1.17	74.0	19.95	Peak	283.00	150	Horizontal	Pass
5**	12360.724	43.32	1.17	54.0	10.68	AV	283.00	150	Horizontal	Pass
6	15794.737	55.90	2.16	74.0	18.10	Peak	125.00	400	Horizontal	Pass
6**	15794.737	46.28	2.16	54.0	7.72	AV	125.00	400	Horizontal	Pass

11ac20, U-NII-1, 1 GHz to 18 GHz, High Channel, ANT V

No.	Frequency (MHz)	Results (dBuV/m)	Factor (dB)	Limit (dBuV/m)	Margin (dB)	Detector	Table (Degree)	Height (cm)	Antenna	Verdict
1	1494.400	39.78	-16.87	74.0	34.22	Peak	36.00	100	Vertical	Pass
1**	1494.400	31.05	-16.87	54.0	22.95	AV	36.00	100	Vertical	Pass
2	4381.000	50.67	-3.49	74.0	23.33	Peak	130.00	100	Vertical	Pass
2**	4381.000	42.34	-3.49	54.0	11.66	AV	130.00	100	Vertical	Pass
3	5238.800	101.01	-2.61	--	--	Peak	161.00	200	Vertical	N/A
3**	5238.800	93.58	-2.61	--	--	AV	161.00	200	Vertical	N/A
4	7352.475	49.84	-3.84	74.0	24.16	Peak	248.00	100	Vertical	Pass
4**	7352.475	40.51	-3.84	54.0	13.49	AV	248.00	100	Vertical	Pass
5	11913.662	53.03	1.50	74.0	20.97	Peak	43.00	150	Vertical	Pass
5**	11913.662	43.12	1.50	54.0	10.88	AV	43.00	150	Vertical	Pass
6	15812.325	55.85	2.12	74.0	18.15	Peak	44.00	300	Vertical	Pass
6**	15812.325	46.29	2.12	54.0	7.71	AV	44.00	300	Vertical	Pass

11ac40, U-NII-1, 1 GHz to 18 GHz, Low Channel, ANT H

No.	Frequency (MHz)	Results (dBuV/m)	Factor (dB)	Limit (dBuV/m)	Margin (dB)	Detector	Table (Degree)	Height (cm)	Antenna	Verdict
1	1529.300	39.43	-17.12	74.0	34.57	Peak	0.00	200	Horizontal	Pass
1**	1529.300	29.46	-17.12	54.0	24.54	AV	0.00	200	Horizontal	Pass
2	4386.600	50.06	-3.30	74.0	23.94	Peak	340.00	100	Horizontal	Pass
2**	4386.600	41.49	-3.30	54.0	12.51	AV	340.00	100	Horizontal	Pass
3	5188.000	108.16	-2.35	--	--	Peak	106.00	100	Horizontal	N/A
3**	5188.000	101.13	-2.35	--	--	AV	106.00	100	Horizontal	N/A
4	7364.263	50.29	-3.56	74.0	23.71	Peak	360.00	300	Horizontal	Pass
4**	7364.263	40.80	-3.56	54.0	13.20	AV	360.00	300	Horizontal	Pass
5	12289.138	53.32	1.68	74.0	20.68	Peak	187.00	200	Horizontal	Pass
5**	12289.138	43.62	1.68	54.0	10.38	AV	187.00	200	Horizontal	Pass
6	15859.575	55.59	0.95	74.0	18.41	Peak	235.00	100	Horizontal	Pass
6**	15859.575	46.30	0.95	54.0	7.70	AV	235.00	100	Horizontal	Pass

11ac40, U-NII-1, 1 GHz to 18 GHz, Low Channel, ANT V

No.	Frequency (MHz)	Results (dBuV/m)	Factor (dB)	Limit (dBuV/m)	Margin (dB)	Detector	Table (Degree)	Height (cm)	Antenna	Verdict
1	1499.500	41.72	-17.03	74.0	32.28	Peak	36.00	200	Vertical	Pass
1**	1499.500	29.97	-17.03	54.0	24.03	AV	36.00	200	Vertical	Pass
2	4380.600	50.09	-3.42	74.0	23.91	Peak	261.00	400	Vertical	Pass
2**	4380.600	41.31	-3.42	54.0	12.69	AV	261.00	400	Vertical	Pass
3	5191.400	97.66	-2.25	--	--	Peak	189.00	150	Vertical	N/A
3**	5191.400	90.48	-2.25	--	--	AV	189.00	150	Vertical	N/A
4	7467.475	49.74	-3.26	74.0	24.26	Peak	238.00	100	Vertical	Pass
4**	7467.475	40.56	-3.26	54.0	13.44	AV	238.00	100	Vertical	Pass
5	11206.125	53.23	-0.26	74.0	20.77	Peak	12.00	150	Vertical	Pass
5**	11206.125	43.19	-0.26	54.0	10.81	AV	12.00	150	Vertical	Pass
6	15678.188	56.10	1.57	74.0	17.90	Peak	360.00	100	Vertical	Pass
6**	15678.188	46.41	1.57	54.0	7.59	AV	360.00	100	Vertical	Pass

11ac40, U-NII-1, 1 GHz to 18 GHz, High Channel, ANT H

No.	Frequency (MHz)	Results (dBuV/m)	Factor (dB)	Limit (dBuV/m)	Margin (dB)	Detector	Table (Degree)	Height (cm)	Antenna	Verdict
1	1582.000	39.34	-17.11	74.0	34.66	Peak	297.00	100	Horizontal	Pass
1**	1582.000	29.34	-17.11	54.0	24.66	AV	297.00	100	Horizontal	Pass
2	4384.800	50.09	-3.50	74.0	23.91	Peak	18.00	100	Horizontal	Pass
2**	4384.800	41.30	-3.50	54.0	12.70	AV	18.00	100	Horizontal	Pass
3	5228.200	109.46	-2.75	--	--	Peak	108.00	100	Horizontal	N/A
3**	5228.200	101.69	-2.75	--	--	AV	108.00	100	Horizontal	N/A
4	7337.812	50.48	-2.88	74.0	23.52	Peak	360.00	100	Horizontal	Pass
4**	7337.812	41.46	-2.88	54.0	12.54	AV	360.00	100	Horizontal	Pass
5	12276.200	53.49	1.66	74.0	20.51	Peak	233.00	100	Horizontal	Pass
5**	12276.200	44.29	1.66	54.0	9.71	AV	233.00	100	Horizontal	Pass
6	15626.213	56.60	1.72	74.0	17.40	Peak	327.00	100	Horizontal	Pass
6**	15626.213	46.22	1.72	54.0	7.78	AV	327.00	100	Horizontal	Pass

11ac40, U-NII-1, 1 GHz to 18 GHz, High Channel, ANT V

No.	Frequency (MHz)	Results (dBuV/m)	Factor (dB)	Limit (dBuV/m)	Margin (dB)	Detector	Table (Degree)	Height (cm)	Antenna	Verdict
1	1494.000	40.02	-16.87	74.0	33.98	Peak	48.00	300	Vertical	Pass
1**	1494.000	31.30	-16.87	54.0	22.70	AV	48.00	300	Vertical	Pass
2	4389.400	50.36	-3.35	74.0	23.64	Peak	263.00	100	Vertical	Pass
2**	4389.400	41.28	-3.35	54.0	12.72	AV	263.00	100	Vertical	Pass
3	5228.800	97.38	-2.64	--	--	Peak	147.00	150	Vertical	N/A
3**	5228.800	90.29	-2.64	--	--	AV	147.00	150	Vertical	N/A
4	7586.212	50.39	-3.07	74.0	23.61	Peak	298.00	200	Vertical	Pass
4**	7586.212	39.30	-3.07	54.0	14.70	AV	298.00	200	Vertical	Pass
5	11950.750	53.26	1.36	74.0	20.74	Peak	203.00	150	Vertical	Pass
5**	11950.750	44.29	1.36	54.0	9.71	AV	203.00	150	Vertical	Pass
6	16104.750	55.95	0.99	74.0	18.05	Peak	0.00	300	Vertical	Pass
6**	16104.750	46.69	0.99	54.0	7.31	AV	0.00	300	Vertical	Pass

11ac80, U-NII-1, 1 GHz to 18 GHz, Middle Channel, ANT H

No.	Frequency (MHz)	Results (dBuV/m)	Factor (dB)	Limit (dBuV/m)	Margin (dB)	Detector	Table (Degree)	Height (cm)	Antenna	Verdict
1	1560.600	38.77	-16.88	74.0	35.23	Peak	227.00	400	Horizontal	Pass
1**	1560.600	29.28	-16.88	54.0	24.72	AV	227.00	400	Horizontal	Pass
2	4391.800	50.87	-3.48	74.0	23.13	Peak	109.00	300	Horizontal	Pass
2**	4391.800	41.98	-3.48	54.0	12.02	AV	109.00	300	Horizontal	Pass
3	5213.800	106.47	-2.33	--	--	Peak	164.00	100	Horizontal	N/A
3**	5213.800	97.60	-2.33	--	--	AV	164.00	100	Horizontal	N/A
4	7343.563	50.52	-3.39	74.0	23.48	Peak	13.00	100	Horizontal	Pass
4**	7343.563	41.34	-3.39	54.0	12.66	AV	13.00	100	Horizontal	Pass
5	12681.862	53.71	0.86	74.0	20.29	Peak	0.00	100	Horizontal	Pass
5**	12681.862	43.53	0.86	54.0	10.47	AV	0.00	100	Horizontal	Pass
6	15783.187	56.36	1.71	74.0	17.64	Peak	100.00	400	Horizontal	Pass
6**	15783.187	46.34	1.71	54.0	7.66	AV	100.00	400	Horizontal	Pass

11ac80, U-NII-1, 1 GHz to 18 GHz, Middle Channel, ANT V

No.	Frequency (MHz)	Results (dBuV/m)	Factor (dB)	Limit (dBuV/m)	Margin (dB)	Detector	Table (Degree)	Height (cm)	Antenna	Verdict
1	1493.900	39.79	-16.88	74.0	34.21	Peak	109.00	200	Vertical	Pass
1**	1493.900	30.38	-16.88	54.0	23.62	AV	109.00	200	Vertical	Pass
2	4394.000	50.59	-3.78	74.0	23.41	Peak	360.00	200	Vertical	Pass
2**	4394.000	41.93	-3.78	54.0	12.07	AV	360.00	200	Vertical	Pass
3	5209.600	97.69	-2.30	--	--	Peak	163.00	100	Vertical	N/A
3**	5209.600	88.80	-2.30	--	--	AV	163.00	100	Vertical	N/A
4	7710.125	50.47	-2.34	74.0	23.53	Peak	189.00	400	Vertical	Pass
4**	7710.125	40.58	-2.34	54.0	13.42	AV	189.00	400	Vertical	Pass
5	12382.000	53.96	1.49	74.0	20.04	Peak	0.00	150	Vertical	Pass
5**	12382.000	44.61	1.49	54.0	9.39	AV	0.00	150	Vertical	Pass
6	15857.738	56.03	1.05	74.0	17.97	Peak	42.00	300	Vertical	Pass
6**	15857.738	47.77	1.05	54.0	6.23	AV	42.00	300	Vertical	Pass

11ac160, U-NII-1, 1 GHz to 18 GHz, Middle Channel, ANT H

No.	Frequency (MHz)	Results (dBuV/m)	Factor (dB)	Limit (dBuV/m)	Margin (dB)	Detector	Table (Degree)	Height (cm)	Antenna	Verdict
1	1587.800	39.32	-17.06	74.0	34.68	Peak	0.00	300	Horizontal	Pass
1**	1587.800	29.86	-17.06	54.0	24.14	AV	0.00	300	Horizontal	Pass
2	4388.200	50.60	-3.41	74.0	23.40	Peak	320.00	300	Horizontal	Pass
2**	4388.200	42.42	-3.41	54.0	11.58	AV	320.00	300	Horizontal	Pass
3	5252.800	104.15	-2.05	--	--	Peak	171.00	200	Horizontal	N/A
3**	5252.800	96.37	-2.05	--	--	AV	171.00	200	Horizontal	N/A
4	7737.150	50.07	-2.60	74.0	23.93	Peak	12.00	400	Horizontal	Pass
4**	7737.150	40.47	-2.60	54.0	13.53	AV	12.00	400	Horizontal	Pass
5	12301.213	53.83	1.45	74.0	20.17	Peak	352.00	200	Horizontal	Pass
5**	12301.213	43.61	1.45	54.0	10.39	AV	352.00	200	Horizontal	Pass
6	16112.888	56.01	0.72	74.0	17.99	Peak	112.00	200	Horizontal	Pass
6**	16112.888	46.03	0.72	54.0	7.97	AV	112.00	200	Horizontal	Pass

11ac160, U-NII-1, 1 GHz to 18 GHz, Middle Channel, ANT V

No.	Frequency (MHz)	Results (dBuV/m)	Factor (dB)	Limit (dBuV/m)	Margin (dB)	Detector	Table (Degree)	Height (cm)	Antenna	Verdict
1	1493.900	40.03	-16.88	74.0	33.97	Peak	120.00	400	Vertical	Pass
1**	1493.900	30.04	-16.88	54.0	23.96	AV	120.00	400	Vertical	Pass
2	4388.600	50.60	-3.39	74.0	23.40	Peak	232.00	200	Vertical	Pass
2**	4388.600	42.25	-3.39	54.0	11.75	AV	232.00	200	Vertical	Pass
3	5248.600	93.98	-1.96	--	--	Peak	178.00	150	Vertical	N/A
3**	5248.600	85.01	-1.96	--	--	AV	178.00	150	Vertical	N/A
4	7679.363	50.43	-2.43	74.0	23.57	Peak	33.00	300	Vertical	Pass
4**	7679.363	40.59	-2.43	54.0	13.41	AV	33.00	300	Vertical	Pass
5	12611.713	53.24	1.89	74.0	20.76	Peak	51.00	200	Vertical	Pass
5**	12611.713	43.61	1.89	54.0	10.39	AV	51.00	200	Vertical	Pass
6	15691.050	56.49	1.27	74.0	17.51	Peak	0.00	300	Vertical	Pass
6**	15691.050	46.34	1.27	54.0	7.66	AV	0.00	300	Vertical	Pass

11ax20 (SU), U-NII-1, 1 GHz to 18 GHz, Low Channel, ANT H

No.	Frequency (MHz)	Results (dBuV/m)	Factor (dB)	Limit (dBuV/m)	Margin (dB)	Detector	Table (Degree)	Height (cm)	Antenna	Verdict
1	1480.700	39.24	-17.15	74.0	34.76	Peak	86.00	100	Horizontal	Pass
1**	1480.700	29.37	-17.15	54.0	24.63	AV	86.00	100	Horizontal	Pass
2	4383.800	50.67	-3.64	74.0	23.33	Peak	37.00	300	Horizontal	Pass
2**	4383.800	41.67	-3.64	54.0	12.33	AV	37.00	300	Horizontal	Pass
3	5178.600	112.83	-2.53	--	--	Peak	119.00	200	Horizontal	N/A
3**	5178.600	103.67	-2.53	--	--	AV	119.00	200	Horizontal	N/A
4	7311.938	49.71	-3.62	74.0	24.29	Peak	269.00	100	Horizontal	Pass
4**	7311.938	39.19	-3.62	54.0	14.81	AV	269.00	100	Horizontal	Pass
5	12279.937	53.84	1.80	74.0	20.16	Peak	269.00	150	Horizontal	Pass
5**	12279.937	44.30	1.80	54.0	9.70	AV	269.00	150	Horizontal	Pass
6	16074.825	55.83	1.53	74.0	18.17	Peak	125.00	300	Horizontal	Pass
6**	16074.825	47.02	1.53	54.0	6.98	AV	125.00	300	Horizontal	Pass

11ax20 (SU), U-NII-1, 1 GHz to 18 GHz, Low Channel, ANT V

No.	Frequency (MHz)	Results (dBuV/m)	Factor (dB)	Limit (dBuV/m)	Margin (dB)	Detector	Table (Degree)	Height (cm)	Antenna	Verdict
1	1496.100	40.88	-16.84	74.0	33.12	Peak	39.00	300	Vertical	Pass
1**	1496.100	28.91	-16.84	54.0	25.09	AV	39.00	300	Vertical	Pass
2	4391.800	50.20	-3.48	74.0	23.80	Peak	161.00	200	Vertical	Pass
2**	4391.800	41.99	-3.48	54.0	12.01	AV	161.00	200	Vertical	Pass
3	5181.200	102.73	-2.66	--	--	Peak	181.00	150	Vertical	N/A
3**	5181.200	94.86	-2.66	--	--	AV	181.00	150	Vertical	N/A
4	7331.487	49.37	-3.34	74.0	24.63	Peak	332.00	200	Vertical	Pass
4**	7331.487	41.02	-3.34	54.0	12.98	AV	332.00	200	Vertical	Pass
5	12309.550	53.42	1.37	74.0	20.58	Peak	0.00	100	Vertical	Pass
5**	12309.550	43.58	1.37	54.0	10.42	AV	0.00	100	Vertical	Pass
6	16068.000	56.36	1.26	74.0	17.64	Peak	88.00	100	Vertical	Pass
6**	16068.000	47.62	1.26	54.0	6.38	AV	88.00	100	Vertical	Pass

11ax20 (SU), U-NII-1, 1 GHz to 18 GHz, Middle Channel, ANT H

No.	Frequency (MHz)	Results (dBuV/m)	Factor (dB)	Limit (dBuV/m)	Margin (dB)	Detector	Table (Degree)	Height (cm)	Antenna	Verdict
1	1588.600	39.01	-17.12	74.0	34.99	Peak	24.00	400	Horizontal	Pass
1**	1588.600	29.43	-17.12	54.0	24.57	AV	24.00	400	Horizontal	Pass
2	4385.400	49.81	-3.40	74.0	24.19	Peak	0.00	200	Horizontal	Pass
2**	4385.400	41.07	-3.40	54.0	12.93	AV	0.00	200	Horizontal	Pass
3	5219.000	111.17	-2.88	--	--	Peak	126.00	150	Horizontal	N/A
3**	5219.000	103.70	-2.88	--	--	AV	126.00	150	Horizontal	N/A
4	7446.488	49.55	-3.15	74.0	24.45	Peak	95.00	100	Horizontal	Pass
4**	7446.488	40.86	-3.15	54.0	13.14	AV	95.00	100	Horizontal	Pass
5	11500.237	53.02	0.04	74.0	20.98	Peak	27.00	100	Horizontal	Pass
5**	11500.237	43.21	0.04	54.0	10.79	AV	27.00	100	Horizontal	Pass
6	16102.388	55.67	1.09	74.0	18.33	Peak	360.00	300	Horizontal	Pass
6**	16102.388	46.27	1.09	54.0	7.73	AV	360.00	300	Horizontal	Pass

11ax20 (SU), U-NII-1, 1 GHz to 18 GHz, Middle Channel, ANT V

No.	Frequency (MHz)	Results (dBuV/m)	Factor (dB)	Limit (dBuV/m)	Margin (dB)	Detector	Table (Degree)	Height (cm)	Antenna	Verdict
1	1495.200	40.36	-16.86	74.0	33.64	Peak	45.00	400	Vertical	Pass
1**	1495.200	30.44	-16.86	54.0	23.56	AV	45.00	400	Vertical	Pass
2	4386.800	50.22	-3.31	74.0	23.78	Peak	360.00	200	Vertical	Pass
2**	4386.800	41.13	-3.31	54.0	12.87	AV	360.00	200	Vertical	Pass
3	5219.600	101.89	-2.84	--	--	Peak	170.00	200	Vertical	N/A
3**	5219.600	93.95	-2.84	--	--	AV	170.00	200	Vertical	N/A
4	7634.225	50.13	-2.95	74.0	23.87	Peak	157.00	200	Vertical	Pass
4**	7634.225	40.73	-2.95	54.0	13.27	AV	157.00	200	Vertical	Pass
5	12626.375	53.31	1.55	74.0	20.69	Peak	360.00	200	Vertical	Pass
5**	12626.375	43.09	1.55	54.0	10.91	AV	360.00	200	Vertical	Pass
6	15856.950	55.91	1.09	74.0	18.09	Peak	275.00	100	Vertical	Pass
6**	15856.950	47.07	1.09	54.0	6.93	AV	275.00	100	Vertical	Pass

11ax20 (SU), U-NII-1, 1 GHz to 18 GHz, High Channel, ANT H

No.	Frequency (MHz)	Results (dBuV/m)	Factor (dB)	Limit (dBuV/m)	Margin (dB)	Detector	Table (Degree)	Height (cm)	Antenna	Verdict
1	1571.700	39.36	-17.04	74.0	34.64	Peak	351.00	200	Horizontal	Pass
1**	1571.700	29.11	-17.04	54.0	24.89	AV	351.00	200	Horizontal	Pass
2	4379.600	50.24	-3.30	74.0	23.76	Peak	0.00	200	Horizontal	Pass
2**	4379.600	41.71	-3.30	54.0	12.29	AV	0.00	200	Horizontal	Pass
3	5238.200	112.19	-2.56	--	--	Peak	117.00	200	Horizontal	N/A
3**	5238.200	103.97	-2.56	--	--	AV	117.00	200	Horizontal	N/A
4	7340.400	49.98	-3.01	74.0	24.02	Peak	184.00	400	Horizontal	Pass
4**	7340.400	41.27	-3.01	54.0	12.73	AV	184.00	400	Horizontal	Pass
5	12333.125	53.42	1.37	74.0	20.58	Peak	324.00	100	Horizontal	Pass
5**	12333.125	43.02	1.37	54.0	10.98	AV	324.00	100	Horizontal	Pass
6	16078.763	55.60	1.62	74.0	18.40	Peak	269.00	400	Horizontal	Pass
6**	16078.763	46.87	1.62	54.0	7.13	AV	269.00	400	Horizontal	Pass

11ax20 (SU), U-NII-1, 1 GHz to 18 GHz, High Channel, ANT V

No.	Frequency (MHz)	Results (dBuV/m)	Factor (dB)	Limit (dBuV/m)	Margin (dB)	Detector	Table (Degree)	Height (cm)	Antenna	Verdict
1	1495.300	41.18	-16.86	74.0	32.82	Peak	15.00	200	Vertical	Pass
1**	1495.300	30.31	-16.86	54.0	23.69	AV	15.00	200	Vertical	Pass
2	4367.400	52.12	-3.83	74.0	21.88	Peak	92.00	400	Vertical	Pass
2**	4367.400	41.05	-3.83	54.0	12.95	AV	92.00	400	Vertical	Pass
3	5241.200	102.30	-2.61	--	--	Peak	177.00	200	Vertical	N/A
3**	5241.200	92.30	-2.61	--	--	AV	177.00	200	Vertical	N/A
4	7338.675	49.89	-2.91	74.0	24.11	Peak	234.00	400	Vertical	Pass
4**	7338.675	41.59	-2.91	54.0	12.41	AV	234.00	400	Vertical	Pass
5	12290.288	53.43	1.66	74.0	20.57	Peak	71.00	200	Vertical	Pass
5**	12290.288	44.24	1.66	54.0	9.76	AV	71.00	200	Vertical	Pass
6	15666.113	55.63	1.36	74.0	18.37	Peak	0.00	100	Vertical	Pass
6**	15666.113	46.19	1.36	54.0	7.81	AV	0.00	100	Vertical	Pass

11ax40 (SU), U-NII-1, 1 GHz to 18 GHz, Low Channel, ANT H

No.	Frequency (MHz)	Results (dBuV/m)	Factor (dB)	Limit (dBuV/m)	Margin (dB)	Detector	Table (Degree)	Height (cm)	Antenna	Verdict
1	1585.500	38.85	-16.78	74.0	35.15	Peak	0.00	200	Horizontal	Pass
1**	1585.500	29.80	-16.78	54.0	24.20	AV	0.00	200	Horizontal	Pass
2	4379.800	50.89	-3.28	74.0	23.11	Peak	93.00	100	Horizontal	Pass
2**	4379.800	41.98	-3.28	54.0	12.02	AV	93.00	100	Horizontal	Pass
3	5187.600	108.26	-2.36	--	--	Peak	124.00	100	Horizontal	N/A
3**	5187.600	100.30	-2.36	--	--	AV	124.00	100	Horizontal	N/A
4	7354.200	49.45	-3.78	74.0	24.55	Peak	7.00	400	Horizontal	Pass
4**	7354.200	40.85	-3.78	54.0	13.15	AV	7.00	400	Horizontal	Pass
5	12441.513	53.02	1.79	74.0	20.98	Peak	301.00	150	Horizontal	Pass
5**	12441.513	43.76	1.79	54.0	10.24	AV	301.00	150	Horizontal	Pass
6	16071.937	56.01	1.42	74.0	17.99	Peak	0.00	300	Horizontal	Pass
6**	16071.937	45.95	1.42	54.0	8.05	AV	0.00	300	Horizontal	Pass

11ax40 (SU), U-NII-1, 1 GHz to 18 GHz, Low Channel, ANT V

No.	Frequency (MHz)	Results (dBuV/m)	Factor (dB)	Limit (dBuV/m)	Margin (dB)	Detector	Table (Degree)	Height (cm)	Antenna	Verdict
1	1497.000	40.77	-16.98	74.0	33.23	Peak	28.00	100	Vertical	Pass
1**	1497.000	29.66	-16.98	54.0	24.34	AV	28.00	100	Vertical	Pass
2	4377.000	50.07	-3.71	74.0	23.93	Peak	325.00	100	Vertical	Pass
2**	4377.000	41.56	-3.71	54.0	12.44	AV	325.00	100	Vertical	Pass
3	5188.000	99.08	-2.35	--	--	Peak	173.00	150	Vertical	N/A
3**	5188.000	89.37	-2.35	--	--	AV	173.00	150	Vertical	N/A
4	7347.013	49.46	-3.63	74.0	24.54	Peak	109.00	200	Vertical	Pass
4**	7347.013	40.80	-3.63	54.0	13.20	AV	109.00	200	Vertical	Pass
5	12280.513	53.23	1.80	74.0	20.77	Peak	256.00	200	Vertical	Pass
5**	12280.513	44.03	1.80	54.0	9.97	AV	256.00	200	Vertical	Pass
6	15775.838	56.54	1.31	74.0	17.46	Peak	47.00	100	Vertical	Pass
6**	15775.838	46.02	1.31	54.0	7.98	AV	47.00	100	Vertical	Pass

11ax40 (SU), U-NII-1, 1 GHz to 18 GHz, High Channel, ANT H

No.	Frequency (MHz)	Results (dBuV/m)	Factor (dB)	Limit (dBuV/m)	Margin (dB)	Detector	Table (Degree)	Height (cm)	Antenna	Verdict
1	1460.400	39.51	-17.11	74.0	34.49	Peak	198.00	200	Horizontal	Pass
1**	1460.400	29.54	-17.11	54.0	24.46	AV	198.00	200	Horizontal	Pass
2	4380.000	50.12	-3.32	74.0	23.88	Peak	96.00	100	Horizontal	Pass
2**	4380.000	41.80	-3.32	54.0	12.20	AV	96.00	100	Horizontal	Pass
3	5227.000	108.88	-2.76	--	--	Peak	113.00	150	Horizontal	N/A
3**	5227.000	99.73	-2.76	--	--	AV	113.00	150	Horizontal	N/A
4	7362.825	49.41	-3.81	74.0	24.59	Peak	297.00	300	Horizontal	Pass
4**	7362.825	39.75	-3.81	54.0	14.25	AV	297.00	300	Horizontal	Pass
5	12433.750	52.85	1.66	74.0	21.15	Peak	322.00	100	Horizontal	Pass
5**	12433.750	43.86	1.66	54.0	10.14	AV	322.00	100	Horizontal	Pass
6	15846.187	56.10	1.36	74.0	17.90	Peak	355.00	100	Horizontal	Pass
6**	15846.187	46.82	1.36	54.0	7.18	AV	355.00	100	Horizontal	Pass

11ax40 (SU), U-NII-1, 1 GHz to 18 GHz, High Channel, ANT V

No.	Frequency (MHz)	Results (dBuV/m)	Factor (dB)	Limit (dBuV/m)	Margin (dB)	Detector	Table (Degree)	Height (cm)	Antenna	Verdict
1	1495.000	41.41	-16.86	74.0	32.59	Peak	33.00	300	Vertical	Pass
1**	1495.000	29.79	-16.86	54.0	24.21	AV	33.00	300	Vertical	Pass
2	4390.600	51.31	-3.33	74.0	22.69	Peak	195.00	200	Vertical	Pass
2**	4390.600	42.35	-3.33	54.0	11.65	AV	195.00	200	Vertical	Pass
3	5230.600	98.39	-2.52	--	--	Peak	182.00	150	Vertical	N/A
3**	5230.600	89.36	-2.52	--	--	AV	182.00	150	Vertical	N/A
4	7328.325	49.19	-3.50	74.0	24.81	Peak	284.00	400	Vertical	Pass
4**	7328.325	40.40	-3.50	54.0	13.60	AV	284.00	400	Vertical	Pass
5	12583.825	53.03	1.62	74.0	20.97	Peak	49.00	200	Vertical	Pass
5**	12583.825	42.51	1.62	54.0	11.49	AV	49.00	200	Vertical	Pass
6	15395.738	55.99	0.68	74.0	18.01	Peak	360.00	300	Vertical	Pass
6**	15395.738	45.56	0.68	54.0	8.44	AV	360.00	300	Vertical	Pass

11ax80 (SU), U-NII-1, 1 GHz to 18 GHz, Middle Channel, ANT H

No.	Frequency (MHz)	Results (dBuV/m)	Factor (dB)	Limit (dBuV/m)	Margin (dB)	Detector	Table (Degree)	Height (cm)	Antenna	Verdict
1	1560.600	38.97	-16.88	74.0	35.03	Peak	266.00	300	Horizontal	Pass
1**	1560.600	29.47	-16.88	54.0	24.53	AV	266.00	300	Horizontal	Pass
2	4387.200	51.01	-3.34	74.0	22.99	Peak	212.00	400	Horizontal	Pass
2**	4387.200	43.06	-3.34	54.0	10.94	AV	212.00	400	Horizontal	Pass
3	5201.800	107.47	-2.13	--	--	Peak	155.00	100	Horizontal	N/A
3**	5201.800	99.11	-2.13	--	--	AV	155.00	100	Horizontal	N/A
4	7391.000	50.70	-3.89	74.0	23.30	Peak	360.00	100	Horizontal	Pass
4**	7391.000	40.70	-3.89	54.0	13.30	AV	360.00	100	Horizontal	Pass
5	12279.937	53.54	1.80	74.0	20.46	Peak	291.00	100	Horizontal	Pass
5**	12279.937	44.21	1.80	54.0	9.79	AV	291.00	100	Horizontal	Pass
6	16189.013	56.81	1.57	74.0	17.19	Peak	224.00	400	Horizontal	Pass
6**	16189.013	46.70	1.57	54.0	7.30	AV	224.00	400	Horizontal	Pass

11ax80 (SU), U-NII-1, 1 GHz to 18 GHz, Middle Channel, ANT V

No.	Frequency (MHz)	Results (dBuV/m)	Factor (dB)	Limit (dBuV/m)	Margin (dB)	Detector	Table (Degree)	Height (cm)	Antenna	Verdict
1	1494.700	40.74	-16.86	74.0	33.26	Peak	46.00	100	Vertical	Pass
1**	1494.700	30.46	-16.86	54.0	23.54	AV	46.00	100	Vertical	Pass
2	4392.600	50.57	-3.58	74.0	23.43	Peak	257.00	100	Vertical	Pass
2**	4392.600	42.66	-3.58	54.0	11.34	AV	257.00	100	Vertical	Pass
3	5199.400	95.95	-2.23	--	--	Peak	169.00	200	Vertical	N/A
3**	5199.400	89.75	-2.23	--	--	AV	169.00	200	Vertical	N/A
4	7332.638	50.34	-3.21	74.0	23.66	Peak	173.00	400	Vertical	Pass
4**	7332.638	42.06	-3.21	54.0	11.94	AV	173.00	400	Vertical	Pass
5	12630.400	54.06	1.42	74.0	19.94	Peak	241.00	100	Vertical	Pass
5**	12630.400	44.12	1.42	54.0	9.88	AV	241.00	100	Vertical	Pass
6	16099.763	56.05	1.21	74.0	17.95	Peak	204.00	300	Vertical	Pass
6**	16099.763	46.36	1.21	54.0	7.64	AV	204.00	300	Vertical	Pass

11ax160 (SU), U-NII-1, 1 GHz to 18 GHz, Middle Channel, ANT H

No.	Frequency (MHz)	Results (dBuV/m)	Factor (dB)	Limit (dBuV/m)	Margin (dB)	Detector	Table (Degree)	Height (cm)	Antenna	Verdict
1	1540.600	39.47	-16.98	74.0	34.53	Peak	32.00	300	Horizontal	Pass
1**	1540.600	29.79	-16.98	54.0	24.21	AV	32.00	300	Horizontal	Pass
2	4388.200	51.13	-3.41	74.0	22.87	Peak	300.00	300	Horizontal	Pass
2**	4388.200	41.88	-3.41	54.0	12.12	AV	300.00	300	Horizontal	Pass
3	5259.200	102.99	-1.76	--	--	Peak	6.00	150	Horizontal	N/A
3**	5259.200	94.32	-1.76	--	--	AV	6.00	150	Horizontal	N/A
4	7731.112	49.81	-2.43	74.0	24.19	Peak	286.00	400	Horizontal	Pass
4**	7731.112	40.99	-2.43	54.0	13.01	AV	286.00	400	Horizontal	Pass
5	12626.950	53.64	1.53	74.0	20.36	Peak	147.00	200	Horizontal	Pass
5**	12626.950	44.17	1.53	54.0	9.83	AV	147.00	200	Horizontal	Pass
6	16115.512	55.99	0.68	74.0	18.01	Peak	304.00	200	Horizontal	Pass
6**	16115.512	47.32	0.68	54.0	6.68	AV	304.00	200	Horizontal	Pass

11ax160 (SU), U-NII-1, 1 GHz to 18 GHz, Middle Channel, ANT V

No.	Frequency (MHz)	Results (dBuV/m)	Factor (dB)	Limit (dBuV/m)	Margin (dB)	Detector	Table (Degree)	Height (cm)	Antenna	Verdict
1	1494.700	40.77	-16.86	74.0	33.23	Peak	56.00	400	Vertical	Pass
1**	1494.700	29.73	-16.86	54.0	24.27	AV	56.00	400	Vertical	Pass
2	4283.200	50.17	-4.50	74.0	23.83	Peak	4.00	400	Vertical	Pass
2**	4283.200	40.92	-4.50	54.0	13.08	AV	4.00	400	Vertical	Pass
3	5251.600	93.78	-2.33	--	--	Peak	215.00	200	Vertical	N/A
3**	5251.600	85.20	-2.33	--	--	AV	215.00	200	Vertical	N/A
4	7351.325	49.92	-3.71	74.0	24.08	Peak	354.00	100	Vertical	Pass
4**	7351.325	40.99	-3.71	54.0	13.01	AV	354.00	100	Vertical	Pass
5	12346.350	53.70	1.27	74.0	20.30	Peak	360.00	100	Vertical	Pass
5**	12346.350	44.53	1.27	54.0	9.47	AV	360.00	100	Vertical	Pass
6	15666.638	55.75	1.37	74.0	18.25	Peak	114.00	300	Vertical	Pass
6**	15666.638	46.33	1.37	54.0	7.67	AV	114.00	300	Vertical	Pass

11a, U-NII-2A, 1 GHz to 18 GHz, Low Channel, ANT H

No.	Frequency (MHz)	Results (dBuV/m)	Factor (dB)	Limit (dBuV/m)	Margin (dB)	Detector	Table (Degree)	Height (cm)	Antenna	Verdict
1	1611.800	38.86	-17.18	74.0	35.14	Peak	309.00	300	Horizontal	Pass
1**	1611.800	29.58	-17.18	54.0	24.42	AV	309.00	300	Horizontal	Pass
2	4390.600	49.96	-3.33	74.0	24.04	Peak	10.00	200	Horizontal	Pass
2**	4390.600	41.86	-3.33	54.0	12.14	AV	10.00	200	Horizontal	Pass
3	5258.800	111.68	-1.76	--	--	Peak	111.00	200	Horizontal	N/A
3**	5258.800	105.33	-1.76	--	--	AV	111.00	200	Horizontal	N/A
4	7405.375	49.55	-3.74	74.0	24.45	Peak	118.00	200	Horizontal	Pass
4**	7405.375	39.46	-3.74	54.0	14.54	AV	118.00	200	Horizontal	Pass
5	12233.362	53.09	1.21	74.0	20.91	Peak	249.00	100	Horizontal	Pass
5**	12233.362	44.04	1.21	54.0	9.96	AV	249.00	100	Horizontal	Pass
6	16071.937	55.94	1.42	74.0	18.06	Peak	316.00	400	Horizontal	Pass
6**	16071.937	45.84	1.42	54.0	8.16	AV	316.00	400	Horizontal	Pass

11a, U-NII-2A, 1 GHz to 18 GHz, Low Channel, ANT V

No.	Frequency (MHz)	Results (dBuV/m)	Factor (dB)	Limit (dBuV/m)	Margin (dB)	Detector	Table (Degree)	Height (cm)	Antenna	Verdict
1	1494.300	40.12	-16.87	74.0	33.88	Peak	31.00	400	Vertical	Pass
1**	1494.300	29.75	-16.87	54.0	24.25	AV	31.00	400	Vertical	Pass
2	4233.200	50.61	-3.90	74.0	23.39	Peak	360.00	200	Vertical	Pass
2**	4233.200	41.58	-3.90	54.0	12.42	AV	360.00	200	Vertical	Pass
3	5258.600	104.09	-1.77	--	--	Peak	54.00	200	Vertical	N/A
3**	5258.600	97.55	-1.77	--	--	AV	54.00	200	Vertical	N/A
4	7338.387	49.28	-2.90	74.0	24.72	Peak	360.00	300	Vertical	Pass
4**	7338.387	41.84	-2.90	54.0	12.16	AV	360.00	300	Vertical	Pass
5	12699.975	52.99	0.84	74.0	21.01	Peak	9.00	150	Vertical	Pass
5**	12699.975	43.57	0.84	54.0	10.43	AV	9.00	150	Vertical	Pass
6	16073.775	56.26	1.49	74.0	17.74	Peak	99.00	200	Vertical	Pass
6**	16073.775	46.82	1.49	54.0	7.18	AV	99.00	200	Vertical	Pass

11a, U-NII-2A, 1 GHz to 18 GHz, Middle Channel, ANT H

No.	Frequency (MHz)	Results (dBuV/m)	Factor (dB)	Limit (dBuV/m)	Margin (dB)	Detector	Table (Degree)	Height (cm)	Antenna	Verdict
1	1624.000	38.93	-17.07	74.0	35.07	Peak	255.00	200	Horizontal	Pass
1**	1624.000	29.39	-17.07	54.0	24.61	AV	255.00	200	Horizontal	Pass
2	4391.400	49.70	-3.43	74.0	24.30	Peak	360.00	200	Horizontal	Pass
2**	4391.400	41.10	-3.43	54.0	12.90	AV	360.00	200	Horizontal	Pass
3	5298.800	110.41	-2.90	--	--	Peak	126.00	100	Horizontal	N/A
3**	5298.800	104.22	-2.90	--	--	AV	126.00	100	Horizontal	N/A
4	7552.000	49.50	-2.89	74.0	24.50	Peak	61.00	100	Horizontal	Pass
4**	7552.000	39.21	-2.89	54.0	14.79	AV	61.00	100	Horizontal	Pass
5	11381.500	53.11	-0.28	74.0	20.89	Peak	125.00	150	Horizontal	Pass
5**	11381.500	42.43	-0.28	54.0	11.57	AV	125.00	150	Horizontal	Pass
6	16072.724	56.19	1.45	74.0	17.81	Peak	360.00	400	Horizontal	Pass
6**	16072.724	46.46	1.45	54.0	7.54	AV	360.00	400	Horizontal	Pass

11a, U-NII-2A, 1 GHz to 18 GHz, Middle Channel, ANT V

No.	Frequency (MHz)	Results (dBuV/m)	Factor (dB)	Limit (dBuV/m)	Margin (dB)	Detector	Table (Degree)	Height (cm)	Antenna	Verdict
1	1494.100	39.53	-16.87	74.0	34.47	Peak	230.00	300	Vertical	Pass
1**	1494.100	30.37	-16.87	54.0	23.63	AV	230.00	300	Vertical	Pass
2	4380.600	50.54	-3.42	74.0	23.46	Peak	74.00	400	Vertical	Pass
2**	4380.600	41.07	-3.42	54.0	12.93	AV	74.00	400	Vertical	Pass
3	5298.000	104.28	-2.84	--	--	Peak	49.00	150	Vertical	N/A
3**	5298.000	96.20	-2.84	--	--	AV	49.00	150	Vertical	N/A
4	7348.738	49.68	-3.74	74.0	24.32	Peak	204.00	200	Vertical	Pass
4**	7348.738	40.61	-3.74	54.0	13.39	AV	204.00	200	Vertical	Pass
5	12421.675	53.21	1.40	74.0	20.79	Peak	84.00	100	Vertical	Pass
5**	12421.675	43.26	1.40	54.0	10.74	AV	84.00	100	Vertical	Pass
6	16032.300	55.59	0.73	74.0	18.41	Peak	355.00	400	Vertical	Pass
6**	16032.300	46.51	0.73	54.0	7.49	AV	355.00	400	Vertical	Pass

11a, U-NII-2A, 1 GHz to 18 GHz, High Channel, ANT H

No.	Frequency (MHz)	Results (dBuV/m)	Factor (dB)	Limit (dBuV/m)	Margin (dB)	Detector	Table (Degree)	Height (cm)	Antenna	Verdict
1	1527.000	38.59	-17.19	74.0	35.41	Peak	323.00	300	Horizontal	Pass
1**	1527.000	29.50	-17.19	54.0	24.50	AV	323.00	300	Horizontal	Pass
2	4367.200	49.82	-3.82	74.0	24.18	Peak	31.00	200	Horizontal	Pass
2**	4367.200	40.76	-3.82	54.0	13.24	AV	31.00	200	Horizontal	Pass
3	5318.400	111.85	-2.41	--	--	Peak	114.00	200	Horizontal	N/A
3**	5318.400	104.09	-2.41	--	--	AV	114.00	200	Horizontal	N/A
4	7441.312	49.72	-3.43	74.0	24.28	Peak	0.00	200	Horizontal	Pass
4**	7441.312	40.34	-3.43	54.0	13.66	AV	0.00	200	Horizontal	Pass
5	12404.712	53.24	1.49	74.0	20.76	Peak	360.00	200	Horizontal	Pass
5**	12404.712	44.36	1.49	54.0	9.64	AV	360.00	200	Horizontal	Pass
6	15624.637	56.15	1.71	74.0	17.85	Peak	360.00	100	Horizontal	Pass
6**	15624.637	46.00	1.71	54.0	8.00	AV	360.00	100	Horizontal	Pass

11a, U-NII-2A, 1 GHz to 18 GHz, High Channel, ANT V

No.	Frequency (MHz)	Results (dBuV/m)	Factor (dB)	Limit (dBuV/m)	Margin (dB)	Detector	Table (Degree)	Height (cm)	Antenna	Verdict
1	1496.900	40.30	-16.96	74.0	33.70	Peak	26.00	400	Vertical	Pass
1**	1496.900	29.24	-16.96	54.0	24.76	AV	26.00	400	Vertical	Pass
2	4393.400	50.40	-3.70	74.0	23.60	Peak	96.00	100	Vertical	Pass
2**	4393.400	41.58	-3.70	54.0	12.42	AV	96.00	100	Vertical	Pass
3	5319.000	104.91	-2.33	--	--	Peak	48.00	150	Vertical	N/A
3**	5319.000	97.47	-2.33	--	--	AV	48.00	150	Vertical	N/A
4	7678.788	49.23	-2.47	74.0	24.77	Peak	344.00	100	Vertical	Pass
4**	7678.788	40.45	-2.47	54.0	13.55	AV	344.00	100	Vertical	Pass
5	11935.225	53.23	1.69	74.0	20.77	Peak	360.00	200	Vertical	Pass
5**	11935.225	43.91	1.69	54.0	10.09	AV	360.00	200	Vertical	Pass
6	15797.100	55.82	2.24	74.0	18.18	Peak	185.00	400	Vertical	Pass
6**	15797.100	46.79	2.24	54.0	7.21	AV	185.00	400	Vertical	Pass

11n20, U-NII-2A, 1 GHz to 18 GHz, Low Channel, ANT H

No.	Frequency (MHz)	Results (dBuV/m)	Factor (dB)	Limit (dBuV/m)	Margin (dB)	Detector	Table (Degree)	Height (cm)	Antenna	Verdict
1	1602.800	39.57	-17.37	74.0	34.43	Peak	279.00	100	Horizontal	Pass
1**	1602.800	29.80	-17.37	54.0	24.20	AV	279.00	100	Horizontal	Pass
2	4399.600	49.97	-4.38	74.0	24.03	Peak	360.00	300	Horizontal	Pass
2**	4399.600	40.42	-4.38	54.0	13.58	AV	360.00	300	Horizontal	Pass
3	5258.600	112.51	-1.77	--	--	Peak	127.00	150	Horizontal	N/A
3**	5258.600	104.80	-1.77	--	--	AV	127.00	150	Horizontal	N/A
4	7340.400	49.46	-3.01	74.0	24.54	Peak	342.00	400	Horizontal	Pass
4**	7340.400	40.36	-3.01	54.0	13.64	AV	342.00	400	Horizontal	Pass
5	12317.025	52.86	1.41	74.0	21.14	Peak	275.00	150	Horizontal	Pass
5**	12317.025	44.72	1.41	54.0	9.28	AV	275.00	150	Horizontal	Pass
6	16093.725	56.14	1.35	74.0	17.86	Peak	289.00	200	Horizontal	Pass
6**	16093.725	46.67	1.35	54.0	7.33	AV	289.00	200	Horizontal	Pass

11n20, U-NII-2A, 1 GHz to 18 GHz, Low Channel, ANT V

No.	Frequency (MHz)	Results (dBuV/m)	Factor (dB)	Limit (dBuV/m)	Margin (dB)	Detector	Table (Degree)	Height (cm)	Antenna	Verdict
1	1499.100	39.99	-17.10	74.0	34.01	Peak	36.00	400	Vertical	Pass
1**	1499.100	29.65	-17.10	54.0	24.35	AV	36.00	400	Vertical	Pass
2	4380.800	50.49	-3.46	74.0	23.51	Peak	247.00	300	Vertical	Pass
2**	4380.800	41.48	-3.46	54.0	12.52	AV	247.00	300	Vertical	Pass
3	5256.600	102.43	-1.95	--	--	Peak	54.00	100	Vertical	N/A
3**	5256.600	95.26	-1.95	--	--	AV	54.00	100	Vertical	N/A
4	7445.913	49.67	-3.12	74.0	24.33	Peak	346.00	400	Vertical	Pass
4**	7445.913	40.74	-3.12	54.0	13.26	AV	346.00	400	Vertical	Pass
5	11503.112	53.28	-0.03	74.0	20.72	Peak	0.00	200	Vertical	Pass
5**	11503.112	43.50	-0.03	54.0	10.50	AV	0.00	200	Vertical	Pass
6	16175.362	56.23	1.34	74.0	17.77	Peak	90.00	300	Vertical	Pass
6**	16175.362	45.47	1.34	54.0	8.53	AV	90.00	300	Vertical	Pass

11n20, U-NII-2A, 1 GHz to 18 GHz, Middle Channel, ANT H

No.	Frequency (MHz)	Results (dBuV/m)	Factor (dB)	Limit (dBuV/m)	Margin (dB)	Detector	Table (Degree)	Height (cm)	Antenna	Verdict
1	1599.100	39.13	-17.42	74.0	34.87	Peak	49.00	400	Horizontal	Pass
1**	1599.100	29.39	-17.42	54.0	24.61	AV	49.00	400	Horizontal	Pass
2	4380.200	51.09	-3.35	74.0	22.91	Peak	138.00	100	Horizontal	Pass
2**	4380.200	41.32	-3.35	54.0	12.68	AV	138.00	100	Horizontal	Pass
3	5297.800	110.91	-2.83	--	--	Peak	115.00	150	Horizontal	N/A
3**	5297.800	103.67	-2.83	--	--	AV	115.00	150	Horizontal	N/A
4	7452.525	49.69	-3.18	74.0	24.31	Peak	287.00	200	Horizontal	Pass
4**	7452.525	40.68	-3.18	54.0	13.32	AV	287.00	200	Horizontal	Pass
5	11897.850	52.97	1.71	74.0	21.03	Peak	194.00	100	Horizontal	Pass
5**	11897.850	42.70	1.71	54.0	11.30	AV	194.00	100	Horizontal	Pass
6	15796.838	56.09	2.23	74.0	17.91	Peak	360.00	300	Horizontal	Pass
6**	15796.838	47.08	2.23	54.0	6.92	AV	360.00	300	Horizontal	Pass

11n20, U-NII-2A, 1 GHz to 18 GHz, Middle Channel, ANT V

No.	Frequency (MHz)	Results (dBuV/m)	Factor (dB)	Limit (dBuV/m)	Margin (dB)	Detector	Table (Degree)	Height (cm)	Antenna	Verdict
1	1497.600	39.98	-17.09	74.0	34.02	Peak	28.00	400	Vertical	Pass
1**	1497.600	29.63	-17.09	54.0	24.37	AV	28.00	400	Vertical	Pass
2	4389.800	50.88	-3.33	74.0	23.12	Peak	235.00	300	Vertical	Pass
2**	4389.800	41.24	-3.33	54.0	12.76	AV	235.00	300	Vertical	Pass
3	5296.000	103.45	-2.92	--	--	Peak	48.00	150	Vertical	N/A
3**	5296.000	95.67	-2.92	--	--	AV	48.00	150	Vertical	N/A
4	7685.975	50.14	-1.99	74.0	23.86	Peak	196.00	400	Vertical	Pass
4**	7685.975	39.91	-1.99	54.0	14.09	AV	196.00	400	Vertical	Pass
5	12282.812	53.54	1.79	74.0	20.46	Peak	360.00	200	Vertical	Pass
5**	12282.812	44.06	1.79	54.0	9.94	AV	360.00	200	Vertical	Pass
6	16087.425	55.92	1.48	74.0	18.08	Peak	0.00	300	Vertical	Pass
6**	16087.425	45.63	1.48	54.0	8.37	AV	0.00	300	Vertical	Pass

11n20, U-NII-2A, 1 GHz to 18 GHz, High Channel, ANT H

No.	Frequency (MHz)	Results (dBuV/m)	Factor (dB)	Limit (dBuV/m)	Margin (dB)	Detector	Table (Degree)	Height (cm)	Antenna	Verdict
1	1586.300	38.94	-16.88	74.0	35.06	Peak	194.00	300	Horizontal	Pass
1**	1586.300	29.70	-16.88	54.0	24.30	AV	194.00	300	Horizontal	Pass
2	4385.200	49.97	-3.43	74.0	24.03	Peak	90.00	100	Horizontal	Pass
2**	4385.200	41.14	-3.43	54.0	12.86	AV	90.00	100	Horizontal	Pass
3	5318.800	111.40	-2.36	--	--	Peak	117.00	100	Horizontal	N/A
3**	5318.800	105.14	-2.36	--	--	AV	117.00	100	Horizontal	N/A
4	7348.450	50.27	-3.77	74.0	23.73	Peak	303.00	400	Horizontal	Pass
4**	7348.450	40.54	-3.77	54.0	13.46	AV	303.00	400	Horizontal	Pass
5	12316.162	53.06	1.41	74.0	20.94	Peak	198.00	100	Horizontal	Pass
5**	12316.162	44.50	1.41	54.0	9.50	AV	198.00	100	Horizontal	Pass
6	15838.312	55.82	1.45	74.0	18.18	Peak	44.00	200	Horizontal	Pass
6**	15838.312	47.12	1.45	54.0	6.88	AV	44.00	200	Horizontal	Pass

11n20, U-NII-2A, 1 GHz to 18 GHz, High Channel, ANT V

No.	Frequency (MHz)	Results (dBuV/m)	Factor (dB)	Limit (dBuV/m)	Margin (dB)	Detector	Table (Degree)	Height (cm)	Antenna	Verdict
1	1495.700	39.37	-16.85	74.0	34.63	Peak	228.00	200	Vertical	Pass
1**	1495.700	30.44	-16.85	54.0	23.56	AV	228.00	200	Vertical	Pass
2	4380.200	50.42	-3.35	74.0	23.58	Peak	62.00	300	Vertical	Pass
2**	4380.200	41.26	-3.35	54.0	12.74	AV	62.00	300	Vertical	Pass
3	5315.600	102.00	-2.47	--	--	Peak	49.00	150	Vertical	N/A
3**	5315.600	94.29	-2.47	--	--	AV	49.00	150	Vertical	N/A
4	7293.250	49.49	-3.78	74.0	24.51	Peak	0.00	400	Vertical	Pass
4**	7293.250	39.34	-3.78	54.0	14.66	AV	0.00	400	Vertical	Pass
5	12332.550	52.93	1.38	74.0	21.07	Peak	345.00	200	Vertical	Pass
5**	12332.550	42.85	1.38	54.0	11.15	AV	345.00	200	Vertical	Pass
6	15850.651	56.01	1.31	74.0	17.99	Peak	195.00	200	Vertical	Pass
6**	15850.651	47.38	1.31	54.0	6.62	AV	195.00	200	Vertical	Pass

11n40, U-NII-2A, 1 GHz to 18 GHz, Low Channel, ANT H

No.	Frequency (MHz)	Results (dBuV/m)	Factor (dB)	Limit (dBuV/m)	Margin (dB)	Detector	Table (Degree)	Height (cm)	Antenna	Verdict
1	1478.300	38.68	-17.19	74.0	35.32	Peak	343.00	400	Horizontal	Pass
1**	1478.300	29.07	-17.19	54.0	24.93	AV	343.00	400	Horizontal	Pass
2	4391.200	51.04	-3.40	74.0	22.96	Peak	162.00	400	Horizontal	Pass
2**	4391.200	41.02	-3.40	54.0	12.98	AV	162.00	400	Horizontal	Pass
3	5267.400	107.43	-2.64	--	--	Peak	120.00	200	Horizontal	N/A
3**	5267.400	100.62	-2.64	--	--	AV	120.00	200	Horizontal	N/A
4	7720.475	49.74	-2.74	74.0	24.26	Peak	254.00	300	Horizontal	Pass
4**	7720.475	39.84	-2.74	54.0	14.16	AV	254.00	300	Horizontal	Pass
5	12282.237	53.54	1.79	74.0	20.46	Peak	323.00	100	Horizontal	Pass
5**	12282.237	43.61	1.79	54.0	10.39	AV	323.00	100	Horizontal	Pass
6	16086.901	55.84	1.49	74.0	18.16	Peak	253.00	300	Horizontal	Pass
6**	16086.901	45.95	1.49	54.0	8.05	AV	253.00	300	Horizontal	Pass

11n40, U-NII-2A, 1 GHz to 18 GHz, Low Channel, ANT V

No.	Frequency (MHz)	Results (dBuV/m)	Factor (dB)	Limit (dBuV/m)	Margin (dB)	Detector	Table (Degree)	Height (cm)	Antenna	Verdict
1	1492.600	39.50	-16.88	74.0	34.50	Peak	172.00	300	Vertical	Pass
1**	1492.600	29.97	-16.88	54.0	24.03	AV	172.00	300	Vertical	Pass
2	4386.600	50.08	-3.30	74.0	23.92	Peak	203.00	100	Vertical	Pass
2**	4386.600	41.87	-3.30	54.0	12.13	AV	203.00	100	Vertical	Pass
3	5264.600	100.81	-2.59	--	--	Peak	56.00	100	Vertical	N/A
3**	5264.600	91.95	-2.59	--	--	AV	56.00	100	Vertical	N/A
4	7353.050	49.66	-3.82	74.0	24.34	Peak	256.00	400	Vertical	Pass
4**	7353.050	40.04	-3.82	54.0	13.96	AV	256.00	400	Vertical	Pass
5	12410.463	53.07	1.44	74.0	20.93	Peak	256.00	100	Vertical	Pass
5**	12410.463	43.98	1.44	54.0	10.02	AV	256.00	100	Vertical	Pass
6	16079.025	55.87	1.62	74.0	18.13	Peak	203.00	100	Vertical	Pass
6**	16079.025	46.88	1.62	54.0	7.12	AV	203.00	100	Vertical	Pass

11n40, U-NII-2A, 1 GHz to 18 GHz, High Channel, ANT H

No.	Frequency (MHz)	Results (dBuV/m)	Factor (dB)	Limit (dBuV/m)	Margin (dB)	Detector	Table (Degree)	Height (cm)	Antenna	Verdict
1	1497.400	39.14	-17.06	74.0	34.86	Peak	21.00	300	Horizontal	Pass
1**	1497.400	29.34	-17.06	54.0	24.66	AV	21.00	300	Horizontal	Pass
2	4373.800	50.10	-3.88	74.0	23.90	Peak	199.00	200	Horizontal	Pass
2**	4373.800	40.80	-3.88	54.0	13.20	AV	199.00	200	Horizontal	Pass
3	5307.400	108.63	-2.39	--	--	Peak	108.00	150	Horizontal	N/A
3**	5307.400	100.91	-2.39	--	--	AV	108.00	150	Horizontal	N/A
4	7345.288	49.63	-3.50	74.0	24.37	Peak	325.00	200	Horizontal	Pass
4**	7345.288	41.11	-3.50	54.0	12.89	AV	325.00	200	Horizontal	Pass
5	12279.937	53.08	1.80	74.0	20.92	Peak	115.00	150	Horizontal	Pass
5**	12279.937	44.53	1.80	54.0	9.47	AV	115.00	150	Horizontal	Pass
6	15841.724	55.62	1.42	74.0	18.38	Peak	188.00	300	Horizontal	Pass
6**	15841.724	47.43	1.42	54.0	6.57	AV	188.00	300	Horizontal	Pass

11n40, U-NII-2A, 1 GHz to 18 GHz, High Channel, ANT V

No.	Frequency (MHz)	Results (dBuV/m)	Factor (dB)	Limit (dBuV/m)	Margin (dB)	Detector	Table (Degree)	Height (cm)	Antenna	Verdict
1	1581.000	38.82	-17.14	74.0	35.18	Peak	283.00	300	Vertical	Pass
1**	1581.000	29.50	-17.14	54.0	24.50	AV	283.00	300	Vertical	Pass
2	4379.600	49.99	-3.30	74.0	24.01	Peak	136.00	100	Vertical	Pass
2**	4379.600	42.45	-3.30	54.0	11.55	AV	136.00	100	Vertical	Pass
3	5316.400	101.94	-2.57	--	--	Peak	56.00	200	Vertical	N/A
3**	5316.400	93.59	-2.57	--	--	AV	56.00	200	Vertical	N/A
4	7331.775	49.87	-3.31	74.0	24.13	Peak	324.00	100	Vertical	Pass
4**	7331.775	40.50	-3.31	54.0	13.50	AV	324.00	100	Vertical	Pass
5	12242.562	52.74	1.04	74.0	21.26	Peak	0.00	150	Vertical	Pass
5**	12242.562	44.37	1.04	54.0	9.63	AV	0.00	150	Vertical	Pass
6	15666.900	55.90	1.37	74.0	18.10	Peak	134.00	400	Vertical	Pass
6**	15666.900	46.30	1.37	54.0	7.70	AV	134.00	400	Vertical	Pass

11ac20, U-NII-2A, 1 GHz to 18 GHz, Low Channel, ANT H

No.	Frequency (MHz)	Results (dBuV/m)	Factor (dB)	Limit (dBuV/m)	Margin (dB)	Detector	Table (Degree)	Height (cm)	Antenna	Verdict
1	1599.000	38.53	-17.40	74.0	35.47	Peak	360.00	300	Horizontal	Pass
1**	1599.000	29.27	-17.40	54.0	24.73	AV	360.00	300	Horizontal	Pass
2	4391.800	50.00	-3.48	74.0	24.00	Peak	156.00	100	Horizontal	Pass
2**	4391.800	41.29	-3.48	54.0	12.71	AV	156.00	100	Horizontal	Pass
3	5257.400	111.54	-1.77	--	--	Peak	107.00	200	Horizontal	N/A
3**	5257.400	103.74	-1.77	--	--	AV	107.00	200	Horizontal	N/A
4	7344.425	49.69	-3.47	74.0	24.31	Peak	271.00	100	Horizontal	Pass
4**	7344.425	40.24	-3.47	54.0	13.76	AV	271.00	100	Horizontal	Pass
5	12319.612	53.22	1.42	74.0	20.78	Peak	345.00	200	Horizontal	Pass
5**	12319.612	43.90	1.42	54.0	10.10	AV	345.00	200	Horizontal	Pass
6	16079.025	55.65	1.62	74.0	18.35	Peak	348.00	300	Horizontal	Pass
6**	16079.025	46.56	1.62	54.0	7.44	AV	348.00	300	Horizontal	Pass

11ac20, U-NII-2A, 1 GHz to 18 GHz, Low Channel, ANT V

No.	Frequency (MHz)	Results (dBuV/m)	Factor (dB)	Limit (dBuV/m)	Margin (dB)	Detector	Table (Degree)	Height (cm)	Antenna	Verdict
1	1496.900	39.93	-16.96	74.0	34.07	Peak	23.00	100	Vertical	Pass
1**	1496.900	29.64	-16.96	54.0	24.36	AV	23.00	100	Vertical	Pass
2	4378.800	51.36	-3.38	74.0	22.64	Peak	26.00	100	Vertical	Pass
2**	4378.800	41.48	-3.38	54.0	12.52	AV	26.00	100	Vertical	Pass
3	5257.000	102.24	-1.86	--	--	Peak	52.00	200	Vertical	N/A
3**	5257.000	96.01	-1.86	--	--	AV	52.00	200	Vertical	N/A
4	7453.100	49.24	-3.30	74.0	24.76	Peak	187.00	300	Vertical	Pass
4**	7453.100	40.60	-3.30	54.0	13.40	AV	187.00	300	Vertical	Pass
5	12281.662	53.18	1.79	74.0	20.82	Peak	262.00	100	Vertical	Pass
5**	12281.662	43.84	1.79	54.0	10.16	AV	262.00	100	Vertical	Pass
6	16037.287	55.75	0.78	74.0	18.25	Peak	181.00	400	Vertical	Pass
6**	16037.287	46.03	0.78	54.0	7.97	AV	181.00	400	Vertical	Pass

11ac20, U-NII-2A, 1 GHz to 18 GHz, Middle Channel, ANT H

No.	Frequency (MHz)	Results (dBuV/m)	Factor (dB)	Limit (dBuV/m)	Margin (dB)	Detector	Table (Degree)	Height (cm)	Antenna	Verdict
1	1496.100	39.39	-16.84	74.0	34.61	Peak	48.00	300	Horizontal	Pass
1**	1496.100	29.65	-16.84	54.0	24.35	AV	48.00	300	Horizontal	Pass
2	4381.400	50.50	-3.56	74.0	23.50	Peak	360.00	300	Horizontal	Pass
2**	4381.400	41.60	-3.56	54.0	12.40	AV	360.00	300	Horizontal	Pass
3	5299.000	110.82	-2.92	--	--	Peak	121.00	100	Horizontal	N/A
3**	5299.000	103.47	-2.92	--	--	AV	121.00	100	Horizontal	N/A
4	7359.088	49.57	-3.76	74.0	24.43	Peak	109.00	200	Horizontal	Pass
4**	7359.088	40.06	-3.76	54.0	13.94	AV	109.00	200	Horizontal	Pass
5	12250.325	53.23	0.96	74.0	20.77	Peak	284.00	200	Horizontal	Pass
5**	12250.325	43.34	0.96	54.0	10.66	AV	284.00	200	Horizontal	Pass
6	16069.313	55.41	1.31	74.0	18.59	Peak	356.00	400	Horizontal	Pass
6**	16069.313	46.38	1.31	54.0	7.62	AV	356.00	400	Horizontal	Pass

11ac20, U-NII-2A, 1 GHz to 18 GHz, Middle Channel, ANT V

No.	Frequency (MHz)	Results (dBuV/m)	Factor (dB)	Limit (dBuV/m)	Margin (dB)	Detector	Table (Degree)	Height (cm)	Antenna	Verdict
1	1493.300	41.37	-16.88	74.0	32.63	Peak	27.00	300	Vertical	Pass
1**	1493.300	29.93	-16.88	54.0	24.07	AV	27.00	300	Vertical	Pass
2	4379.400	50.37	-3.32	74.0	23.63	Peak	122.00	200	Vertical	Pass
2**	4379.400	41.64	-3.32	54.0	12.36	AV	122.00	200	Vertical	Pass
3	5304.800	102.86	-2.65	--	--	Peak	59.00	150	Vertical	N/A
3**	5304.800	95.20	-2.65	--	--	AV	59.00	150	Vertical	N/A
4	7444.763	49.31	-3.20	74.0	24.69	Peak	301.00	300	Vertical	Pass
4**	7444.763	40.80	-3.20	54.0	13.20	AV	301.00	300	Vertical	Pass
5	12225.887	53.18	1.31	74.0	20.82	Peak	0.00	100	Vertical	Pass
5**	12225.887	43.84	1.31	54.0	10.16	AV	0.00	100	Vertical	Pass
6	16084.799	55.73	1.53	74.0	18.27	Peak	356.00	400	Vertical	Pass
6**	16084.799	46.64	1.53	54.0	7.36	AV	356.00	400	Vertical	Pass

11ac20, U-NII-2A, 1 GHz to 18 GHz, High Channel, ANT H

No.	Frequency (MHz)	Results (dBuV/m)	Factor (dB)	Limit (dBuV/m)	Margin (dB)	Detector	Table (Degree)	Height (cm)	Antenna	Verdict
1	1622.800	38.78	-16.95	74.0	35.22	Peak	259.00	300	Horizontal	Pass
1**	1622.800	30.07	-16.95	54.0	23.93	AV	259.00	300	Horizontal	Pass
2	4381.600	50.44	-3.59	74.0	23.56	Peak	0.00	200	Horizontal	Pass
2**	4381.600	41.36	-3.59	54.0	12.64	AV	0.00	200	Horizontal	Pass
3	5318.800	111.17	-2.36	--	--	Peak	122.00	200	Horizontal	N/A
3**	5318.800	104.05	-2.36	--	--	AV	122.00	200	Horizontal	N/A
4	7620.712	49.85	-2.67	74.0	24.15	Peak	266.00	300	Horizontal	Pass
4**	7620.712	41.55	-2.67	54.0	12.45	AV	266.00	300	Horizontal	Pass
5	12305.812	52.90	1.38	74.0	21.10	Peak	121.00	200	Horizontal	Pass
5**	12305.812	43.57	1.38	54.0	10.43	AV	121.00	200	Horizontal	Pass
6	15512.813	55.63	1.42	74.0	18.37	Peak	360.00	150	Horizontal	Pass
6**	15512.813	46.81	1.42	54.0	7.19	AV	360.00	150	Horizontal	Pass

11ac20, U-NII-2A, 1 GHz to 18 GHz, High Channel, ANT V

No.	Frequency (MHz)	Results (dBuV/m)	Factor (dB)	Limit (dBuV/m)	Margin (dB)	Detector	Table (Degree)	Height (cm)	Antenna	Verdict
1	1494.400	39.34	-16.87	74.0	34.66	Peak	224.00	300	Vertical	Pass
1**	1494.400	30.19	-16.87	54.0	23.81	AV	224.00	300	Vertical	Pass
2	4378.000	50.22	-3.46	74.0	23.78	Peak	37.00	100	Vertical	Pass
2**	4378.000	41.50	-3.46	54.0	12.50	AV	37.00	100	Vertical	Pass
3	5323.600	104.04	-1.84	--	--	Peak	49.00	100	Vertical	N/A
3**	5323.600	96.07	-1.84	--	--	AV	49.00	100	Vertical	N/A
4	7711.563	49.65	-2.23	74.0	24.35	Peak	297.00	400	Vertical	Pass
4**	7711.563	39.73	-2.23	54.0	14.27	AV	297.00	400	Vertical	Pass
5	12335.138	53.36	1.34	74.0	20.64	Peak	145.00	150	Vertical	Pass
5**	12335.138	44.21	1.34	54.0	9.79	AV	145.00	150	Vertical	Pass
6	16065.637	55.43	1.17	74.0	18.57	Peak	51.00	300	Vertical	Pass
6**	16065.637	46.34	1.17	54.0	7.66	AV	51.00	300	Vertical	Pass

11ac40, U-NII-2A, 1 GHz to 18 GHz, Low Channel, ANT H

No.	Frequency (MHz)	Results (dBuV/m)	Factor (dB)	Limit (dBuV/m)	Margin (dB)	Detector	Table (Degree)	Height (cm)	Antenna	Verdict
1	1485.200	39.01	-16.71	74.0	34.99	Peak	325.00	100	Horizontal	Pass
1**	1485.200	29.97	-16.71	54.0	24.03	AV	325.00	100	Horizontal	Pass
2	4365.400	49.88	-3.90	74.0	24.12	Peak	349.00	100	Horizontal	Pass
2**	4365.400	40.81	-3.90	54.0	13.19	AV	349.00	100	Horizontal	Pass
3	5268.200	108.66	-2.63	--	--	Peak	117.00	150	Horizontal	N/A
3**	5268.200	100.86	-2.63	--	--	AV	117.00	150	Horizontal	N/A
4	7320.563	49.35	-3.09	74.0	24.65	Peak	0.00	400	Horizontal	Pass
4**	7320.563	40.67	-3.09	54.0	13.33	AV	0.00	400	Horizontal	Pass
5	12320.763	53.60	1.42	74.0	20.40	Peak	342.00	200	Horizontal	Pass
5**	12320.763	44.66	1.42	54.0	9.34	AV	342.00	200	Horizontal	Pass
6	15459.787	55.41	1.53	74.0	18.59	Peak	125.00	100	Horizontal	Pass
6**	15459.787	45.33	1.53	54.0	8.67	AV	125.00	100	Horizontal	Pass

11ac40, U-NII-2A, 1 GHz to 18 GHz, Low Channel, ANT V

No.	Frequency (MHz)	Results (dBuV/m)	Factor (dB)	Limit (dBuV/m)	Margin (dB)	Detector	Table (Degree)	Height (cm)	Antenna	Verdict
1	1487.900	39.15	-16.82	74.0	34.85	Peak	320.00	300	Vertical	Pass
1**	1487.900	29.03	-16.82	54.0	24.97	AV	320.00	300	Vertical	Pass
2	4368.000	50.18	-3.85	74.0	23.82	Peak	122.00	100	Vertical	Pass
2**	4368.000	41.33	-3.85	54.0	12.67	AV	122.00	100	Vertical	Pass
3	5266.400	101.50	-2.62	--	--	Peak	57.00	200	Vertical	N/A
3**	5266.400	94.00	-2.62	--	--	AV	57.00	200	Vertical	N/A
4	7344.712	49.33	-3.48	74.0	24.67	Peak	304.00	300	Vertical	Pass
4**	7344.712	40.88	-3.48	54.0	13.12	AV	304.00	300	Vertical	Pass
5	12263.550	53.04	1.23	74.0	20.96	Peak	130.00	100	Vertical	Pass
5**	12263.550	43.64	1.23	54.0	10.36	AV	130.00	100	Vertical	Pass
6	16082.962	55.35	1.57	74.0	18.65	Peak	220.00	300	Vertical	Pass
6**	16082.962	45.89	1.57	54.0	8.11	AV	220.00	300	Vertical	Pass

11ac40, U-NII-2A, 1 GHz to 18 GHz, High Channel, ANT H

No.	Frequency (MHz)	Results (dBuV/m)	Factor (dB)	Limit (dBuV/m)	Margin (dB)	Detector	Table (Degree)	Height (cm)	Antenna	Verdict
1	1473.700	38.43	-17.47	74.0	35.57	Peak	266.00	100	Horizontal	Pass
1**	1473.700	29.28	-17.47	54.0	24.72	AV	266.00	100	Horizontal	Pass
2	4380.000	50.17	-3.32	74.0	23.83	Peak	232.00	300	Horizontal	Pass
2**	4380.000	41.81	-3.32	54.0	12.19	AV	232.00	300	Horizontal	Pass
3	5308.000	108.56	-2.32	--	--	Peak	110.00	200	Horizontal	N/A
3**	5308.000	101.59	-2.32	--	--	AV	110.00	200	Horizontal	N/A
4	7332.350	49.89	-3.24	74.0	24.11	Peak	219.00	100	Horizontal	Pass
4**	7332.350	41.12	-3.24	54.0	12.88	AV	219.00	100	Horizontal	Pass
5	12278.500	53.73	1.75	74.0	20.27	Peak	283.00	150	Horizontal	Pass
5**	12278.500	44.01	1.75	54.0	9.99	AV	283.00	150	Horizontal	Pass
6	16101.075	55.74	1.15	74.0	18.26	Peak	360.00	200	Horizontal	Pass
6**	16101.075	46.01	1.15	54.0	7.99	AV	360.00	200	Horizontal	Pass

11ac40, U-NII-2A, 1 GHz to 18 GHz, High Channel, ANT V

No.	Frequency (MHz)	Results (dBuV/m)	Factor (dB)	Limit (dBuV/m)	Margin (dB)	Detector	Table (Degree)	Height (cm)	Antenna	Verdict
1	1494.700	39.28	-16.86	74.0	34.72	Peak	35.00	400	Vertical	Pass
1**	1494.700	29.18	-16.86	54.0	24.82	AV	35.00	400	Vertical	Pass
2	4377.600	50.97	-3.51	74.0	23.03	Peak	116.00	100	Vertical	Pass
2**	4377.600	41.58	-3.51	54.0	12.42	AV	116.00	100	Vertical	Pass
3	5305.800	101.81	-2.57	--	--	Peak	56.00	200	Vertical	N/A
3**	5305.800	94.14	-2.57	--	--	AV	56.00	200	Vertical	N/A
4	7337.525	49.76	-2.90	74.0	24.24	Peak	230.00	400	Vertical	Pass
4**	7337.525	41.05	-2.90	54.0	12.95	AV	230.00	400	Vertical	Pass
5	12402.700	53.33	1.52	74.0	20.67	Peak	195.00	200	Vertical	Pass
5**	12402.700	43.80	1.52	54.0	10.20	AV	195.00	200	Vertical	Pass
6	15845.137	55.98	1.37	74.0	18.02	Peak	19.00	400	Vertical	Pass
6**	15845.137	46.46	1.37	54.0	7.54	AV	19.00	400	Vertical	Pass

11ac80, U-NII-2A, 1 GHz to 18 GHz, Middle Channel, ANT H

No.	Frequency (MHz)	Results (dBuV/m)	Factor (dB)	Limit (dBuV/m)	Margin (dB)	Detector	Table (Degree)	Height (cm)	Antenna	Verdict
1	1586.300	39.55	-16.88	74.0	34.45	Peak	34.00	100	Horizontal	Pass
1**	1586.300	29.81	-16.88	54.0	24.19	AV	34.00	100	Horizontal	Pass
2	4389.600	50.43	-3.34	74.0	23.57	Peak	19.00	100	Horizontal	Pass
2**	4389.600	41.76	-3.34	54.0	12.24	AV	19.00	100	Horizontal	Pass
3	5291.000	105.37	-2.80	--	--	Peak	165.00	150	Horizontal	N/A
3**	5291.000	98.83	-2.80	--	--	AV	165.00	150	Horizontal	N/A
4	7338.387	50.34	-2.90	74.0	23.66	Peak	360.00	100	Horizontal	Pass
4**	7338.387	41.92	-2.90	54.0	12.08	AV	360.00	100	Horizontal	Pass
5	12685.600	53.46	0.85	74.0	20.54	Peak	168.00	100	Horizontal	Pass
5**	12685.600	44.20	0.85	54.0	9.80	AV	168.00	100	Horizontal	Pass
6	15848.813	56.32	1.34	74.0	17.68	Peak	266.00	400	Horizontal	Pass
6**	15848.813	46.81	1.34	54.0	7.19	AV	266.00	400	Horizontal	Pass

11ac80, U-NII-2A, 1 GHz to 18 GHz, Middle Channel, ANT V

No.	Frequency (MHz)	Results (dBuV/m)	Factor (dB)	Limit (dBuV/m)	Margin (dB)	Detector	Table (Degree)	Height (cm)	Antenna	Verdict
1	1500.000	41.34	-16.94	74.0	32.66	Peak	115.00	400	Vertical	Pass
1**	1500.000	30.11	-16.94	54.0	23.89	AV	115.00	400	Vertical	Pass
2	4378.600	51.08	-3.40	74.0	22.92	Peak	320.00	100	Vertical	Pass
2**	4378.600	41.59	-3.40	54.0	12.41	AV	320.00	100	Vertical	Pass
3	5291.000	95.42	-2.80	--	--	Peak	210.00	200	Vertical	N/A
3**	5291.000	87.17	-2.80	--	--	AV	210.00	200	Vertical	N/A
4	7367.425	51.03	-3.78	74.0	22.97	Peak	317.00	300	Vertical	Pass
4**	7367.425	40.43	-3.78	54.0	13.57	AV	317.00	300	Vertical	Pass
5	12407.875	53.52	1.46	74.0	20.48	Peak	317.00	100	Vertical	Pass
5**	12407.875	44.26	1.46	54.0	9.74	AV	317.00	100	Vertical	Pass
6	16178.513	55.74	1.45	74.0	18.26	Peak	228.00	300	Vertical	Pass
6**	16178.513	46.12	1.45	54.0	7.88	AV	228.00	300	Vertical	Pass

11ax20 (SU), U-NII-2A, 1 GHz to 18 GHz, Low Channel, ANT H

No.	Frequency (MHz)	Results (dBuV/m)	Factor (dB)	Limit (dBuV/m)	Margin (dB)	Detector	Table (Degree)	Height (cm)	Antenna	Verdict
1	1621.700	38.87	-16.83	74.0	35.13	Peak	25.00	200	Horizontal	Pass
1**	1621.700	29.84	-16.83	54.0	24.16	AV	25.00	200	Horizontal	Pass
2	4376.200	50.20	-3.98	74.0	23.80	Peak	0.00	200	Horizontal	Pass
2**	4376.200	41.69	-3.98	54.0	12.31	AV	0.00	200	Horizontal	Pass
3	5268.800	111.06	-2.56	--	--	Peak	130.00	200	Horizontal	N/A
3**	5268.800	104.38	-2.56	--	--	AV	130.00	200	Horizontal	N/A
4	7365.412	49.23	-3.34	74.0	24.77	Peak	194.00	400	Horizontal	Pass
4**	7365.412	41.38	-3.34	54.0	12.62	AV	194.00	400	Horizontal	Pass
5	12584.112	52.84	1.62	74.0	21.16	Peak	123.00	200	Horizontal	Pass
5**	12584.112	43.37	1.62	54.0	10.63	AV	123.00	200	Horizontal	Pass
6	16038.338	55.89	0.78	74.0	18.11	Peak	263.00	150	Horizontal	Pass
6**	16038.338	46.49	0.78	54.0	7.51	AV	263.00	150	Horizontal	Pass

11ax20 (SU), U-NII-2A, 1 GHz to 18 GHz, Low Channel, ANT V

No.	Frequency (MHz)	Results (dBuV/m)	Factor (dB)	Limit (dBuV/m)	Margin (dB)	Detector	Table (Degree)	Height (cm)	Antenna	Verdict
1	1500.100	40.34	-16.92	74.0	33.66	Peak	339.00	300	Vertical	Pass
1**	1500.100	31.35	-16.92	54.0	22.65	AV	339.00	300	Vertical	Pass
2	4378.000	50.54	-3.46	74.0	23.46	Peak	343.00	300	Vertical	Pass
2**	4378.000	41.54	-3.46	54.0	12.46	AV	343.00	300	Vertical	Pass
3	5267.800	103.35	-2.65	--	--	Peak	48.00	150	Vertical	N/A
3**	5267.800	94.09	-2.65	--	--	AV	48.00	150	Vertical	N/A
4	7687.700	50.19	-2.17	74.0	23.81	Peak	44.00	400	Vertical	Pass
4**	7687.700	40.63	-2.17	54.0	13.37	AV	44.00	400	Vertical	Pass
5	12615.451	53.26	1.87	74.0	20.74	Peak	150.00	200	Vertical	Pass
5**	12615.451	43.54	1.87	54.0	10.46	AV	150.00	200	Vertical	Pass
6	16044.900	56.21	0.75	74.0	17.79	Peak	305.00	150	Vertical	Pass
6**	16044.900	45.75	0.75	54.0	8.25	AV	305.00	150	Vertical	Pass

11ax20 (SU), U-NII-2A, 1 GHz to 18 GHz, Middle Channel, ANT H

No.	Frequency (MHz)	Results (dBuV/m)	Factor (dB)	Limit (dBuV/m)	Margin (dB)	Detector	Table (Degree)	Height (cm)	Antenna	Verdict
1	1611.800	39.13	-17.18	74.0	34.87	Peak	191.00	300	Horizontal	Pass
1**	1611.800	28.96	-17.18	54.0	25.04	AV	191.00	300	Horizontal	Pass
2	4389.800	50.25	-3.33	74.0	23.75	Peak	267.00	200	Horizontal	Pass
2**	4389.800	41.71	-3.33	54.0	12.29	AV	267.00	200	Horizontal	Pass
3	5302.400	111.62	-2.72	--	--	Peak	160.00	200	Horizontal	N/A
3**	5302.400	101.75	-2.72	--	--	AV	160.00	200	Horizontal	N/A
4	7604.038	49.17	-2.82	74.0	24.83	Peak	1.00	400	Horizontal	Pass
4**	7604.038	40.18	-2.82	54.0	13.82	AV	1.00	400	Horizontal	Pass
5	12360.150	52.79	1.17	74.0	21.21	Peak	275.00	200	Horizontal	Pass
5**	12360.150	43.13	1.17	54.0	10.87	AV	275.00	200	Horizontal	Pass
6	16107.900	55.44	0.86	74.0	18.56	Peak	197.00	300	Horizontal	Pass
6**	16107.900	46.21	0.86	54.0	7.79	AV	197.00	300	Horizontal	Pass

11ax20 (SU), U-NII-2A, 1 GHz to 18 GHz, Middle Channel, ANT V

No.	Frequency (MHz)	Results (dBuV/m)	Factor (dB)	Limit (dBuV/m)	Margin (dB)	Detector	Table (Degree)	Height (cm)	Antenna	Verdict
1	1494.300	40.72	-16.87	74.0	33.28	Peak	36.00	200	Vertical	Pass
1**	1494.300	29.75	-16.87	54.0	24.25	AV	36.00	200	Vertical	Pass
2	4381.200	50.35	-3.52	74.0	23.65	Peak	343.00	300	Vertical	Pass
2**	4381.200	41.82	-3.52	54.0	12.18	AV	343.00	300	Vertical	Pass
3	5297.800	103.52	-2.83	--	--	Peak	51.00	100	Vertical	N/A
3**	5297.800	95.60	-2.83	--	--	AV	51.00	100	Vertical	N/A
4	7337.812	50.06	-2.88	74.0	23.94	Peak	263.00	200	Vertical	Pass
4**	7337.812	40.94	-2.88	54.0	13.06	AV	263.00	200	Vertical	Pass
5	12307.826	52.89	1.38	74.0	21.11	Peak	211.00	200	Vertical	Pass
5**	12307.826	43.30	1.38	54.0	10.70	AV	211.00	200	Vertical	Pass
6	15805.500	56.39	2.26	74.0	17.61	Peak	79.00	400	Vertical	Pass
6**	15805.500	46.70	2.26	54.0	7.30	AV	79.00	400	Vertical	Pass

11ax20 (SU), U-NII-2A, 1 GHz to 18 GHz, High Channel, ANT H

No.	Frequency (MHz)	Results (dBuV/m)	Factor (dB)	Limit (dBuV/m)	Margin (dB)	Detector	Table (Degree)	Height (cm)	Antenna	Verdict
1	1459.400	39.69	-17.03	74.0	34.31	Peak	0.00	400	Horizontal	Pass
1**	1459.400	29.20	-17.03	54.0	24.80	AV	0.00	400	Horizontal	Pass
2	4383.800	50.12	-3.64	74.0	23.88	Peak	85.00	100	Horizontal	Pass
2**	4383.800	41.38	-3.64	54.0	12.62	AV	85.00	100	Horizontal	Pass
3	5318.000	113.12	-2.47	--	--	Peak	111.00	150	Horizontal	N/A
3**	5318.000	104.04	-2.47	--	--	AV	111.00	150	Horizontal	N/A
4	7393.875	49.58	-3.84	74.0	24.42	Peak	189.00	200	Horizontal	Pass
4**	7393.875	39.54	-3.84	54.0	14.46	AV	189.00	200	Horizontal	Pass
5	12279.363	53.77	1.78	74.0	20.23	Peak	130.00	200	Horizontal	Pass
5**	12279.363	44.04	1.78	54.0	9.96	AV	130.00	200	Horizontal	Pass
6	16078.763	55.99	1.62	74.0	18.01	Peak	211.00	200	Horizontal	Pass
6**	16078.763	46.20	1.62	54.0	7.80	AV	211.00	200	Horizontal	Pass

11ax20 (SU), U-NII-2A, 1 GHz to 18 GHz, High Channel, ANT V

No.	Frequency (MHz)	Results (dBuV/m)	Factor (dB)	Limit (dBuV/m)	Margin (dB)	Detector	Table (Degree)	Height (cm)	Antenna	Verdict
1	1435.400	38.88	-17.32	74.0	35.12	Peak	155.00	200	Vertical	Pass
1**	1435.400	29.60	-17.32	54.0	24.40	AV	155.00	200	Vertical	Pass
2	4371.000	50.55	-4.22	74.0	23.45	Peak	135.00	200	Vertical	Pass
2**	4371.000	40.24	-4.22	54.0	13.76	AV	135.00	200	Vertical	Pass
3	5315.400	103.97	-2.44	--	--	Peak	52.00	100	Vertical	N/A
3**	5315.400	95.99	-2.44	--	--	AV	52.00	100	Vertical	N/A
4	7332.350	49.64	-3.24	74.0	24.36	Peak	163.00	400	Vertical	Pass
4**	7332.350	39.96	-3.24	54.0	14.04	AV	163.00	400	Vertical	Pass
5	12489.813	53.00	1.67	74.0	21.00	Peak	163.00	100	Vertical	Pass
5**	12489.813	43.39	1.67	54.0	10.61	AV	163.00	100	Vertical	Pass
6	15799.200	55.87	2.31	74.0	18.13	Peak	264.00	100	Vertical	Pass
6**	15799.200	46.89	2.31	54.0	7.11	AV	264.00	100	Vertical	Pass

11ax40 (SU), U-NII-2A, 1 GHz to 18 GHz, Low Channel, ANT H

No.	Frequency (MHz)	Results (dBuV/m)	Factor (dB)	Limit (dBuV/m)	Margin (dB)	Detector	Table (Degree)	Height (cm)	Antenna	Verdict
1	1560.300	38.63	-16.91	74.0	35.37	Peak	33.00	400	Horizontal	Pass
1**	1560.300	29.95	-16.91	54.0	24.05	AV	33.00	400	Horizontal	Pass
2	4383.000	50.57	-3.64	74.0	23.43	Peak	222.00	200	Horizontal	Pass
2**	4383.000	40.50	-3.64	54.0	13.50	AV	222.00	200	Horizontal	Pass
3	5269.200	108.52	-2.52	--	--	Peak	123.00	200	Horizontal	N/A
3**	5269.200	100.63	-2.52	--	--	AV	123.00	200	Horizontal	N/A
4	7328.325	49.52	-3.50	74.0	24.48	Peak	46.00	400	Horizontal	Pass
4**	7328.325	39.86	-3.50	54.0	14.14	AV	46.00	400	Horizontal	Pass
5	11551.412	52.99	-0.45	74.0	21.01	Peak	0.00	100	Horizontal	Pass
5**	11551.412	43.85	-0.45	54.0	10.15	AV	0.00	100	Horizontal	Pass
6	15672.412	55.65	1.48	74.0	18.35	Peak	39.00	150	Horizontal	Pass
6**	15672.412	46.07	1.48	54.0	7.93	AV	39.00	150	Horizontal	Pass

11ax40 (SU), U-NII-2A, 1 GHz to 18 GHz, Low Channel, ANT V

No.	Frequency (MHz)	Results (dBuV/m)	Factor (dB)	Limit (dBuV/m)	Margin (dB)	Detector	Table (Degree)	Height (cm)	Antenna	Verdict
1	1496.500	40.15	-16.89	74.0	33.85	Peak	34.00	200	Vertical	Pass
1**	1496.500	29.13	-16.89	54.0	24.87	AV	34.00	200	Vertical	Pass
2	4378.800	50.24	-3.38	74.0	23.76	Peak	170.00	100	Vertical	Pass
2**	4378.800	41.52	-3.38	54.0	12.48	AV	170.00	100	Vertical	Pass
3	5268.200	100.66	-2.63	--	--	Peak	55.00	100	Vertical	N/A
3**	5268.200	92.29	-2.63	--	--	AV	55.00	100	Vertical	N/A
4	7334.938	50.01	-3.24	74.0	23.99	Peak	346.00	100	Vertical	Pass
4**	7334.938	40.65	-3.24	54.0	13.35	AV	346.00	100	Vertical	Pass
5	12643.912	52.88	1.07	74.0	21.12	Peak	69.00	100	Vertical	Pass
5**	12643.912	43.22	1.07	54.0	10.78	AV	69.00	100	Vertical	Pass
6	15804.450	55.63	2.28	74.0	18.37	Peak	0.00	300	Vertical	Pass
6**	15804.450	46.79	2.28	54.0	7.21	AV	0.00	300	Vertical	Pass

11ax40 (SU), U-NII-2A, 1 GHz to 18 GHz, High Channel, ANT H

No.	Frequency (MHz)	Results (dBuV/m)	Factor (dB)	Limit (dBuV/m)	Margin (dB)	Detector	Table (Degree)	Height (cm)	Antenna	Verdict
1	1537.100	39.72	-16.95	74.0	34.28	Peak	138.00	200	Horizontal	Pass
1**	1537.100	29.93	-16.95	54.0	24.07	AV	138.00	200	Horizontal	Pass
2	4377.000	50.43	-3.71	74.0	23.57	Peak	232.00	300	Horizontal	Pass
2**	4377.000	40.98	-3.71	54.0	13.02	AV	232.00	300	Horizontal	Pass
3	5308.800	108.93	-2.30	--	--	Peak	111.00	100	Horizontal	N/A
3**	5308.800	102.45	-2.30	--	--	AV	111.00	100	Horizontal	N/A
4	7678.213	49.25	-2.51	74.0	24.75	Peak	55.00	200	Horizontal	Pass
4**	7678.213	40.39	-2.51	54.0	13.61	AV	55.00	200	Horizontal	Pass
5	12314.724	53.40	1.40	74.0	20.60	Peak	92.00	200	Horizontal	Pass
5**	12314.724	43.49	1.40	54.0	10.51	AV	92.00	200	Horizontal	Pass
6	15531.187	55.15	1.03	74.0	18.85	Peak	0.00	150	Horizontal	Pass
6**	15531.187	45.36	1.03	54.0	8.64	AV	0.00	150	Horizontal	Pass

11ax40 (SU), U-NII-2A, 1 GHz to 18 GHz, High Channel, ANT V

No.	Frequency (MHz)	Results (dBuV/m)	Factor (dB)	Limit (dBuV/m)	Margin (dB)	Detector	Table (Degree)	Height (cm)	Antenna	Verdict
1	1498.500	40.56	-17.22	74.0	33.44	Peak	33.00	300	Vertical	Pass
1**	1498.500	32.80	-17.22	54.0	21.20	AV	33.00	300	Vertical	Pass
2	4374.200	49.95	-3.96	74.0	24.05	Peak	325.00	400	Vertical	Pass
2**	4374.200	40.74	-3.96	54.0	13.26	AV	325.00	400	Vertical	Pass
3	5305.400	100.76	-2.60	--	--	Peak	55.00	150	Vertical	N/A
3**	5305.400	92.17	-2.60	--	--	AV	55.00	150	Vertical	N/A
4	7382.663	50.00	-3.40	74.0	24.00	Peak	326.00	400	Vertical	Pass
4**	7382.663	40.17	-3.40	54.0	13.83	AV	326.00	400	Vertical	Pass
5	11949.312	52.96	1.42	74.0	21.04	Peak	76.00	100	Vertical	Pass
5**	11949.312	43.85	1.42	54.0	10.15	AV	76.00	100	Vertical	Pass
6	15635.925	56.12	1.51	74.0	17.88	Peak	127.00	400	Vertical	Pass
6**	15635.925	46.11	1.51	54.0	7.89	AV	127.00	400	Vertical	Pass

11ax80 (SU), U-NII-2A, 1 GHz to 18 GHz, Middle Channel, ANT H

No.	Frequency (MHz)	Results (dBuV/m)	Factor (dB)	Limit (dBuV/m)	Margin (dB)	Detector	Table (Degree)	Height (cm)	Antenna	Verdict
1	1622.200	39.52	-16.89	74.0	34.48	Peak	69.00	300	Horizontal	Pass
1**	1622.200	30.04	-16.89	54.0	23.96	AV	69.00	300	Horizontal	Pass
2	4385.000	50.76	-3.47	74.0	23.24	Peak	241.00	200	Horizontal	Pass
2**	4385.000	41.96	-3.47	54.0	12.04	AV	241.00	200	Horizontal	Pass
3	5293.000	106.52	-2.36	--	--	Peak	163.00	200	Horizontal	N/A
3**	5293.000	97.45	-2.36	--	--	AV	163.00	200	Horizontal	N/A
4	7330.050	50.30	-3.48	74.0	23.70	Peak	117.00	100	Horizontal	Pass
4**	7330.050	40.77	-3.48	54.0	13.23	AV	117.00	100	Horizontal	Pass
5	11583.037	53.32	-0.33	74.0	20.68	Peak	186.00	150	Horizontal	Pass
5**	11583.037	43.32	-0.33	54.0	10.68	AV	186.00	150	Horizontal	Pass
6	16103.700	56.45	1.04	74.0	17.55	Peak	324.00	100	Horizontal	Pass
6**	16103.700	46.97	1.04	54.0	7.03	AV	324.00	100	Horizontal	Pass

11ax80 (SU), U-NII-2A, 1 GHz to 18 GHz, Middle Channel, ANT V

No.	Frequency (MHz)	Results (dBuV/m)	Factor (dB)	Limit (dBuV/m)	Margin (dB)	Detector	Table (Degree)	Height (cm)	Antenna	Verdict
1	1493.300	39.43	-16.88	74.0	34.57	Peak	115.00	300	Vertical	Pass
1**	1493.300	29.64	-16.88	54.0	24.36	AV	115.00	300	Vertical	Pass
2	4381.200	50.59	-3.52	74.0	23.41	Peak	341.00	100	Vertical	Pass
2**	4381.200	42.22	-3.52	54.0	11.78	AV	341.00	100	Vertical	Pass
3	5289.000	96.77	-2.75	--	--	Peak	157.00	100	Vertical	N/A
3**	5289.000	89.04	-2.75	--	--	AV	157.00	100	Vertical	N/A
4	7333.212	49.83	-3.14	74.0	24.17	Peak	353.00	100	Vertical	Pass
4**	7333.212	41.64	-3.14	54.0	12.36	AV	353.00	100	Vertical	Pass
5	11920.562	53.54	1.50	74.0	20.46	Peak	148.00	150	Vertical	Pass
5**	11920.562	44.32	1.50	54.0	9.68	AV	148.00	150	Vertical	Pass
6	16077.712	56.51	1.59	74.0	17.49	Peak	360.00	300	Vertical	Pass
6**	16077.712	46.93	1.59	54.0	7.07	AV	360.00	300	Vertical	Pass

11a, U-NII-2C, 1 GHz to 18 GHz, Low Channel, ANT H

No.	Frequency (MHz)	Results (dBuV/m)	Factor (dB)	Limit (dBuV/m)	Margin (dB)	Detector	Table (Degree)	Height (cm)	Antenna	Verdict
1	1480.100	38.41	-17.16	74.0	35.59	Peak	76.00	100	Horizontal	Pass
1**	1480.100	29.13	-17.16	54.0	24.87	AV	76.00	100	Horizontal	Pass
2	4380.600	49.86	-3.42	74.0	24.14	Peak	109.00	300	Horizontal	Pass
2**	4380.600	41.82	-3.42	54.0	12.18	AV	109.00	300	Horizontal	Pass
3	5498.800	113.29	-1.67	--	--	Peak	121.00	200	Horizontal	N/A
3**	5498.800	105.13	-1.67	--	--	AV	121.00	200	Horizontal	N/A
4	7687.125	49.61	-2.08	74.0	24.39	Peak	0.00	300	Horizontal	Pass
4**	7687.125	39.97	-2.08	54.0	14.03	AV	0.00	300	Horizontal	Pass
5	12278.500	53.54	1.75	74.0	20.46	Peak	59.00	200	Horizontal	Pass
5**	12278.500	44.10	1.75	54.0	9.90	AV	59.00	200	Horizontal	Pass
6	16074.825	55.79	1.53	74.0	18.21	Peak	360.00	100	Horizontal	Pass
6**	16074.825	47.09	1.53	54.0	6.91	AV	360.00	100	Horizontal	Pass

11a, U-NII-2C, 1 GHz to 18 GHz, Low Channel, ANT V

No.	Frequency (MHz)	Results (dBuV/m)	Factor (dB)	Limit (dBuV/m)	Margin (dB)	Detector	Table (Degree)	Height (cm)	Antenna	Verdict
1	1500.600	40.80	-16.86	74.0	33.20	Peak	29.00	200	Vertical	Pass
1**	1500.600	30.79	-16.86	54.0	23.21	AV	29.00	200	Vertical	Pass
2	4383.800	51.44	-3.64	74.0	22.56	Peak	318.00	100	Vertical	Pass
2**	4383.800	41.46	-3.64	54.0	12.54	AV	318.00	100	Vertical	Pass
3	5498.400	106.14	-1.63	--	--	Peak	42.00	200	Vertical	N/A
3**	5498.400	101.19	-1.63	--	--	AV	42.00	200	Vertical	N/A
4	7631.063	49.60	-2.92	74.0	24.40	Peak	328.00	100	Vertical	Pass
4**	7631.063	39.99	-2.92	54.0	14.01	AV	328.00	100	Vertical	Pass
5	12442.662	54.12	1.80	74.0	19.88	Peak	210.00	150	Vertical	Pass
5**	12442.662	43.56	1.80	54.0	10.44	AV	210.00	150	Vertical	Pass
6	15661.388	56.85	1.29	74.0	17.15	Peak	245.00	200	Vertical	Pass
6**	15661.388	46.40	1.29	54.0	7.60	AV	245.00	200	Vertical	Pass

11a, U-NII-2C, 1 GHz to 18 GHz, Middle Channel, ANT H

No.	Frequency (MHz)	Results (dBuV/m)	Factor (dB)	Limit (dBuV/m)	Margin (dB)	Detector	Table (Degree)	Height (cm)	Antenna	Verdict
1	1596.500	38.76	-17.10	74.0	35.24	Peak	360.00	300	Horizontal	Pass
1**	1596.500	29.95	-17.10	54.0	24.05	AV	360.00	300	Horizontal	Pass
2	4365.200	50.10	-3.91	74.0	23.90	Peak	255.00	300	Horizontal	Pass
2**	4365.200	41.11	-3.91	54.0	12.89	AV	255.00	300	Horizontal	Pass
3	5579.400	111.92	-1.64	--	--	Peak	115.00	200	Horizontal	N/A
3**	5579.400	105.51	-1.64	--	--	AV	115.00	200	Horizontal	N/A
4	7354.487	49.36	-3.76	74.0	24.64	Peak	0.00	200	Horizontal	Pass
4**	7354.487	40.46	-3.76	54.0	13.54	AV	0.00	200	Horizontal	Pass
5	12285.975	52.71	1.75	74.0	21.29	Peak	0.00	150	Horizontal	Pass
5**	12285.975	43.97	1.75	54.0	10.03	AV	0.00	150	Horizontal	Pass
6	15647.475	55.72	1.21	74.0	18.28	Peak	134.00	200	Horizontal	Pass
6**	15647.475	46.17	1.21	54.0	7.83	AV	134.00	200	Horizontal	Pass

11a, U-NII-2C, 1 GHz to 18 GHz, Middle Channel, ANT V

No.	Frequency (MHz)	Results (dBuV/m)	Factor (dB)	Limit (dBuV/m)	Margin (dB)	Detector	Table (Degree)	Height (cm)	Antenna	Verdict
1	1558.200	39.73	-16.99	74.0	34.27	Peak	0.00	300	Vertical	Pass
1**	1558.200	29.42	-16.99	54.0	24.58	AV	0.00	300	Vertical	Pass
2	4372.600	50.65	-3.98	74.0	23.35	Peak	160.00	300	Vertical	Pass
2**	4372.600	41.21	-3.98	54.0	12.79	AV	160.00	300	Vertical	Pass
3	5578.600	105.47	-1.61	--	--	Peak	56.00	150	Vertical	N/A
3**	5578.600	98.82	-1.61	--	--	AV	56.00	150	Vertical	N/A
4	7703.800	49.36	-2.71	74.0	24.64	Peak	184.00	400	Vertical	Pass
4**	7703.800	39.96	-2.71	54.0	14.04	AV	184.00	400	Vertical	Pass
5	11215.325	51.08	-0.19	74.0	22.92	Peak	293.00	150	Vertical	Pass
5**	11215.325	44.96	-0.19	54.0	9.04	AV	293.00	150	Vertical	Pass
6	15650.625	55.91	1.18	74.0	18.09	Peak	0.00	200	Vertical	Pass
6**	15650.625	45.48	1.18	54.0	8.52	AV	0.00	200	Vertical	Pass

11a, U-NII-2C, 1 GHz to 18 GHz, High Channel, ANT H

No.	Frequency (MHz)	Results (dBuV/m)	Factor (dB)	Limit (dBuV/m)	Margin (dB)	Detector	Table (Degree)	Height (cm)	Antenna	Verdict
1	1454.700	38.92	-17.16	74.0	35.08	Peak	25.00	100	Horizontal	Pass
1**	1454.700	29.03	-17.16	54.0	24.97	AV	25.00	100	Horizontal	Pass
2	4389.800	49.64	-3.33	74.0	24.36	Peak	185.00	300	Horizontal	Pass
2**	4389.800	41.21	-3.33	54.0	12.79	AV	185.00	300	Horizontal	Pass
3	5699.000	110.46	-0.98	--	--	Peak	119.00	200	Horizontal	N/A
3**	5699.000	104.19	-0.98	--	--	AV	119.00	200	Horizontal	N/A
4	7381.225	49.07	-3.41	74.0	24.93	Peak	205.00	400	Horizontal	Pass
4**	7381.225	40.02	-3.41	54.0	13.98	AV	205.00	400	Horizontal	Pass
5	11788.026	53.11	1.03	74.0	20.89	Peak	58.00	100	Horizontal	Pass
5**	11788.026	44.02	1.03	54.0	9.98	AV	58.00	100	Horizontal	Pass
6	15795.787	55.87	2.19	74.0	18.13	Peak	184.00	100	Horizontal	Pass
6**	15795.787	45.96	2.19	54.0	8.04	AV	184.00	100	Horizontal	Pass

11a, U-NII-2C, 1 GHz to 18 GHz, High Channel, ANT V

No.	Frequency (MHz)	Results (dBuV/m)	Factor (dB)	Limit (dBuV/m)	Margin (dB)	Detector	Table (Degree)	Height (cm)	Antenna	Verdict
1	1494.400	40.21	-16.87	74.0	33.79	Peak	34.00	100	Vertical	Pass
1**	1494.400	29.77	-16.87	54.0	24.23	AV	34.00	100	Vertical	Pass
2	4396.000	49.89	-3.96	74.0	24.11	Peak	228.00	200	Vertical	Pass
2**	4396.000	40.85	-3.96	54.0	13.15	AV	228.00	200	Vertical	Pass
3	5698.400	106.55	-1.06	--	--	Peak	50.00	100	Vertical	N/A
3**	5698.400	100.50	-1.06	--	--	AV	50.00	100	Vertical	N/A
4	7726.800	49.37	-2.49	74.0	24.63	Peak	326.00	400	Vertical	Pass
4**	7726.800	39.74	-2.49	54.0	14.26	AV	326.00	400	Vertical	Pass
5	12049.651	52.63	1.03	74.0	21.37	Peak	140.00	150	Vertical	Pass
5**	12049.651	43.10	1.03	54.0	10.90	AV	140.00	150	Vertical	Pass
6	15659.813	55.50	1.27	74.0	18.50	Peak	145.00	150	Vertical	Pass
6**	15659.813	45.72	1.27	54.0	8.28	AV	145.00	150	Vertical	Pass

11n20, U-NII-2C, 1 GHz to 18 GHz, Low Channel, ANT H

No.	Frequency (MHz)	Results (dBuV/m)	Factor (dB)	Limit (dBuV/m)	Margin (dB)	Detector	Table (Degree)	Height (cm)	Antenna	Verdict
1	1464.500	39.11	-17.42	74.0	34.89	Peak	62.00	400	Horizontal	Pass
1**	1464.500	28.72	-17.42	54.0	25.28	AV	62.00	400	Horizontal	Pass
2	4389.600	50.24	-3.34	74.0	23.76	Peak	171.00	300	Horizontal	Pass
2**	4389.600	41.74	-3.34	54.0	12.26	AV	171.00	300	Horizontal	Pass
3	5498.000	113.09	-1.60	--	--	Peak	112.00	150	Horizontal	N/A
3**	5498.000	105.42	-1.60	--	--	AV	112.00	150	Horizontal	N/A
4	7504.275	50.33	-3.04	74.0	23.67	Peak	61.00	300	Horizontal	Pass
4**	7504.275	40.97	-3.04	54.0	13.03	AV	61.00	300	Horizontal	Pass
5	12327.663	52.96	1.42	74.0	21.04	Peak	224.00	150	Horizontal	Pass
5**	12327.663	43.32	1.42	54.0	10.68	AV	224.00	150	Horizontal	Pass
6	16023.900	56.15	0.64	74.0	17.85	Peak	17.00	300	Horizontal	Pass
6**	16023.900	46.95	0.64	54.0	7.05	AV	17.00	300	Horizontal	Pass

11n20, U-NII-2C, 1 GHz to 18 GHz, Low Channel, ANT V

No.	Frequency (MHz)	Results (dBuV/m)	Factor (dB)	Limit (dBuV/m)	Margin (dB)	Detector	Table (Degree)	Height (cm)	Antenna	Verdict
1	1511.300	38.80	-17.21	74.0	35.20	Peak	44.00	200	Vertical	Pass
1**	1511.300	29.56	-17.21	54.0	24.44	AV	44.00	200	Vertical	Pass
2	4387.600	50.03	-3.37	74.0	23.97	Peak	9.00	200	Vertical	Pass
2**	4387.600	42.32	-3.37	54.0	11.68	AV	9.00	200	Vertical	Pass
3	5496.800	105.71	-1.57	--	--	Peak	44.00	200	Vertical	N/A
3**	5496.800	99.64	-1.57	--	--	AV	44.00	200	Vertical	N/A
4	7340.687	49.27	-3.04	74.0	24.73	Peak	82.00	100	Vertical	Pass
4**	7340.687	40.77	-3.04	54.0	13.23	AV	82.00	100	Vertical	Pass
5	11957.363	53.23	1.05	74.0	20.77	Peak	139.00	200	Vertical	Pass
5**	11957.363	42.95	1.05	54.0	11.05	AV	139.00	200	Vertical	Pass
6	16021.276	55.73	0.56	74.0	18.27	Peak	181.00	100	Vertical	Pass
6**	16021.276	46.51	0.56	54.0	7.49	AV	181.00	100	Vertical	Pass

11n20, U-NII-2C, 1 GHz to 18 GHz, Middle Channel, ANT H

No.	Frequency (MHz)	Results (dBuV/m)	Factor (dB)	Limit (dBuV/m)	Margin (dB)	Detector	Table (Degree)	Height (cm)	Antenna	Verdict
1	1481.900	38.99	-17.08	74.0	35.01	Peak	223.00	100	Horizontal	Pass
1**	1481.900	29.09	-17.08	54.0	24.91	AV	223.00	100	Horizontal	Pass
2	4372.000	50.17	-4.11	74.0	23.83	Peak	327.00	200	Horizontal	Pass
2**	4372.000	41.50	-4.11	54.0	12.50	AV	327.00	200	Horizontal	Pass
3	5578.400	112.27	-1.60	--	--	Peak	114.00	150	Horizontal	N/A
3**	5578.400	104.83	-1.60	--	--	AV	114.00	150	Horizontal	N/A
4	7675.050	49.33	-2.45	74.0	24.67	Peak	82.00	100	Horizontal	Pass
4**	7675.050	40.03	-2.45	54.0	13.97	AV	82.00	100	Horizontal	Pass
5	12303.799	53.01	1.41	74.0	20.99	Peak	246.00	100	Horizontal	Pass
5**	12303.799	43.55	1.41	54.0	10.45	AV	246.00	100	Horizontal	Pass
6	15235.875	55.54	1.01	68.2	12.66	Peak	53.00	150	Horizontal	Pass
6**	15235.875	46.60	1.01	--	--	AV	53.00	150	Horizontal	N/A

11n20, U-NII-2C, 1 GHz to 18 GHz, Middle Channel, ANT V

No.	Frequency (MHz)	Results (dBuV/m)	Factor (dB)	Limit (dBuV/m)	Margin (dB)	Detector	Table (Degree)	Height (cm)	Antenna	Verdict
1	1497.800	39.45	-17.13	74.0	34.55	Peak	34.00	100	Vertical	Pass
1**	1497.800	29.42	-17.13	54.0	24.58	AV	34.00	100	Vertical	Pass
2	4356.400	50.35	-4.15	74.0	23.65	Peak	298.00	300	Vertical	Pass
2**	4356.400	40.58	-4.15	54.0	13.42	AV	298.00	300	Vertical	Pass
3	5577.400	105.33	-1.86	--	--	Peak	52.00	100	Vertical	N/A
3**	5577.400	98.42	-1.86	--	--	AV	52.00	100	Vertical	N/A
4	7440.163	47.12	-3.51	74.0	26.88	Peak	28.00	150	Vertical	Pass
4**	7440.163	43.11	-3.51	54.0	10.89	AV	28.00	150	Vertical	Pass
5	12294.600	53.55	1.58	74.0	20.45	Peak	345.00	100	Vertical	Pass
5**	12294.600	43.82	1.58	54.0	10.18	AV	345.00	100	Vertical	Pass
6	15680.026	55.72	1.58	74.0	18.28	Peak	112.00	100	Vertical	Pass
6**	15680.026	45.99	1.58	54.0	8.01	AV	112.00	100	Vertical	Pass

11n20, U-NII-2C, 1 GHz to 18 GHz, High Channel, ANT H

No.	Frequency (MHz)	Results (dBuV/m)	Factor (dB)	Limit (dBuV/m)	Margin (dB)	Detector	Table (Degree)	Height (cm)	Antenna	Verdict
1	1536.100	39.00	-16.96	74.0	35.00	Peak	200.00	400	Horizontal	Pass
1**	1536.100	29.09	-16.96	54.0	24.91	AV	200.00	400	Horizontal	Pass
2	4393.800	50.08	-3.76	74.0	23.92	Peak	0.00	300	Horizontal	Pass
2**	4393.800	41.27	-3.76	54.0	12.73	AV	0.00	300	Horizontal	Pass
3	5699.600	111.23	-1.02	--	--	Peak	0.00	100	Horizontal	N/A
3**	5699.600	104.45	-1.02	--	--	AV	0.00	100	Horizontal	N/A
4	7381.225	49.78	-3.41	74.0	24.22	Peak	136.00	400	Horizontal	Pass
4**	7381.225	40.11	-3.41	54.0	13.89	AV	136.00	400	Horizontal	Pass
5	12218.700	53.10	1.21	74.0	20.90	Peak	266.00	100	Horizontal	Pass
5**	12218.700	44.02	1.21	54.0	9.98	AV	266.00	100	Horizontal	Pass
6	15831.224	56.23	1.48	74.0	17.77	Peak	177.00	400	Horizontal	Pass
6**	15831.224	47.23	1.48	54.0	6.77	AV	177.00	400	Horizontal	Pass

11n20, U-NII-2C, 1 GHz to 18 GHz, High Channel, ANT V

No.	Frequency (MHz)	Results (dBuV/m)	Factor (dB)	Limit (dBuV/m)	Margin (dB)	Detector	Table (Degree)	Height (cm)	Antenna	Verdict
1	1495.100	39.25	-16.86	74.0	34.75	Peak	26.00	100	Vertical	Pass
1**	1495.100	31.09	-16.86	54.0	22.91	AV	26.00	100	Vertical	Pass
2	4367.800	50.26	-3.84	74.0	23.74	Peak	360.00	200	Vertical	Pass
2**	4367.800	41.19	-3.84	54.0	12.81	AV	360.00	200	Vertical	Pass
3	5696.000	105.65	-1.16	--	--	Peak	55.00	100	Vertical	N/A
3**	5696.000	97.60	-1.16	--	--	AV	55.00	100	Vertical	N/A
4	7468.625	49.78	-3.34	74.0	24.22	Peak	0.00	400	Vertical	Pass
4**	7468.625	40.10	-3.34	54.0	13.90	AV	0.00	400	Vertical	Pass
5	11913.088	52.82	1.50	74.0	21.18	Peak	342.00	150	Vertical	Pass
5**	11913.088	44.44	1.50	54.0	9.56	AV	342.00	150	Vertical	Pass
6	15634.875	55.87	1.56	74.0	18.13	Peak	166.00	150	Vertical	Pass
6**	15634.875	46.09	1.56	54.0	7.91	AV	166.00	150	Vertical	Pass

11n40, U-NII-2C, 1 GHz to 18 GHz, Low Channel, ANT H

No.	Frequency (MHz)	Results (dBuV/m)	Factor (dB)	Limit (dBuV/m)	Margin (dB)	Detector	Table (Degree)	Height (cm)	Antenna	Verdict
1	1572.500	39.50	-17.06	74.0	34.50	Peak	31.00	100	Horizontal	Pass
1**	1572.500	30.23	-17.06	54.0	23.77	AV	31.00	100	Horizontal	Pass
2	4392.400	49.92	-3.55	74.0	24.08	Peak	113.00	100	Horizontal	Pass
2**	4392.400	40.99	-3.55	54.0	13.01	AV	113.00	100	Horizontal	Pass
3	5507.400	110.52	-0.96	--	--	Peak	113.00	150	Horizontal	N/A
3**	5507.400	102.77	-0.96	--	--	AV	113.00	150	Horizontal	N/A
4	7346.725	50.39	-3.60	74.0	23.61	Peak	98.00	400	Horizontal	Pass
4**	7346.725	43.71	-3.60	54.0	10.29	AV	98.00	400	Horizontal	Pass
5	12229.338	53.34	1.30	74.0	20.66	Peak	147.00	200	Horizontal	Pass
5**	12229.338	43.78	1.30	54.0	10.22	AV	147.00	200	Horizontal	Pass
6	16039.650	55.49	0.80	74.0	18.51	Peak	58.00	400	Horizontal	Pass
6**	16039.650	46.49	0.80	54.0	7.51	AV	58.00	400	Horizontal	Pass

11n40, U-NII-2C, 1 GHz to 18 GHz, Low Channel, ANT V

No.	Frequency (MHz)	Results (dBuV/m)	Factor (dB)	Limit (dBuV/m)	Margin (dB)	Detector	Table (Degree)	Height (cm)	Antenna	Verdict
1	1496.300	40.13	-16.85	74.0	33.87	Peak	26.00	100	Vertical	Pass
1**	1496.300	30.46	-16.85	54.0	23.54	AV	26.00	100	Vertical	Pass
2	4396.000	50.57	-3.96	74.0	23.43	Peak	8.00	300	Vertical	Pass
2**	4396.000	40.88	-3.96	54.0	13.12	AV	8.00	300	Vertical	Pass
3	5507.000	104.51	-0.97	--	--	Peak	50.00	200	Vertical	N/A
3**	5507.000	96.88	-0.97	--	--	AV	50.00	200	Vertical	N/A
4	7346.725	48.47	-3.60	74.0	25.53	Peak	34.00	150	Vertical	Pass
4**	7346.725	44.62	-3.60	54.0	9.38	AV	34.00	150	Vertical	Pass
5	11956.500	52.95	1.09	74.0	21.05	Peak	51.00	150	Vertical	Pass
5**	11956.500	43.62	1.09	54.0	10.38	AV	51.00	150	Vertical	Pass
6	16076.662	55.72	1.57	74.0	18.28	Peak	133.00	100	Vertical	Pass
6**	16076.662	46.45	1.57	54.0	7.55	AV	133.00	100	Vertical	Pass

11n40, U-NII-2C, 1 GHz to 18 GHz, Middle Channel, ANT H

No.	Frequency (MHz)	Results (dBuV/m)	Factor (dB)	Limit (dBuV/m)	Margin (dB)	Detector	Table (Degree)	Height (cm)	Antenna	Verdict
1	1621.300	39.30	-16.94	74.0	34.70	Peak	116.00	200	Horizontal	Pass
1**	1621.300	30.07	-16.94	54.0	23.93	AV	116.00	200	Horizontal	Pass
2	4378.600	51.43	-3.40	74.0	22.57	Peak	127.00	400	Horizontal	Pass
2**	4378.600	41.28	-3.40	54.0	12.72	AV	127.00	400	Horizontal	Pass
3	5588.600	107.89	-1.85	--	--	Peak	118.00	100	Horizontal	N/A
3**	5588.600	101.23	-1.85	--	--	AV	118.00	100	Horizontal	N/A
4	7453.675	48.92	-3.42	74.0	25.08	Peak	99.00	150	Horizontal	Pass
4**	7453.675	43.32	-3.42	54.0	10.68	AV	99.00	150	Horizontal	Pass
5	12430.300	53.07	1.56	74.0	20.93	Peak	1.00	150	Horizontal	Pass
5**	12430.300	42.78	1.56	54.0	11.22	AV	1.00	150	Horizontal	Pass
6	15801.825	56.15	2.31	74.0	17.85	Peak	227.00	400	Horizontal	Pass
6**	15801.825	47.01	2.31	54.0	6.99	AV	227.00	400	Horizontal	Pass

11n40, U-NII-2C, 1 GHz to 18 GHz, Middle Channel, ANT V

No.	Frequency (MHz)	Results (dBuV/m)	Factor (dB)	Limit (dBuV/m)	Margin (dB)	Detector	Table (Degree)	Height (cm)	Antenna	Verdict
1	1494.400	40.54	-16.87	74.0	33.46	Peak	28.00	300	Vertical	Pass
1**	1494.400	29.19	-16.87	54.0	24.81	AV	28.00	300	Vertical	Pass
2	4373.200	49.90	-3.85	74.0	24.10	Peak	103.00	400	Vertical	Pass
2**	4373.200	41.25	-3.85	54.0	12.75	AV	103.00	400	Vertical	Pass
3	5588.800	102.51	-1.86	--	--	Peak	51.00	100	Vertical	N/A
3**	5588.800	96.47	-1.86	--	--	AV	51.00	100	Vertical	N/A
4	7730.825	50.07	-2.47	74.0	23.93	Peak	360.00	100	Vertical	Pass
4**	7730.825	39.90	-2.47	54.0	14.10	AV	360.00	100	Vertical	Pass
5	12273.613	53.23	1.57	74.0	20.77	Peak	294.00	150	Vertical	Pass
5**	12273.613	44.05	1.57	54.0	9.95	AV	294.00	150	Vertical	Pass
6	15898.951	55.76	0.25	74.0	18.24	Peak	54.00	300	Vertical	Pass
6**	15898.951	45.38	0.25	54.0	8.62	AV	54.00	300	Vertical	Pass

11n40, U-NII-2C, 1 GHz to 18 GHz, High Channel, ANT H

No.	Frequency (MHz)	Results (dBuV/m)	Factor (dB)	Limit (dBuV/m)	Margin (dB)	Detector	Table (Degree)	Height (cm)	Antenna	Verdict
1	1598.000	39.59	-17.26	74.0	34.41	Peak	49.00	100	Horizontal	Pass
1**	1598.000	29.28	-17.26	54.0	24.72	AV	49.00	100	Horizontal	Pass
2	4360.400	49.95	-4.02	74.0	24.05	Peak	169.00	100	Horizontal	Pass
2**	4360.400	41.67	-4.02	54.0	12.33	AV	169.00	100	Horizontal	Pass
3	5671.200	107.17	-2.34	--	--	Peak	125.00	100	Horizontal	N/A
3**	5671.200	99.80	-2.34	--	--	AV	125.00	100	Horizontal	N/A
4	7732.837	49.38	-2.14	74.0	24.62	Peak	0.00	200	Horizontal	Pass
4**	7732.837	40.93	-2.14	54.0	13.07	AV	0.00	200	Horizontal	Pass
5	12309.262	52.96	1.37	74.0	21.04	Peak	314.00	200	Horizontal	Pass
5**	12309.262	43.37	1.37	54.0	10.63	AV	314.00	200	Horizontal	Pass
6	15794.213	55.48	2.14	74.0	18.52	Peak	93.00	100	Horizontal	Pass
6**	15794.213	46.33	2.14	54.0	7.67	AV	93.00	100	Horizontal	Pass

11n40, U-NII-2C, 1 GHz to 18 GHz, High Channel, ANT V

No.	Frequency (MHz)	Results (dBuV/m)	Factor (dB)	Limit (dBuV/m)	Margin (dB)	Detector	Table (Degree)	Height (cm)	Antenna	Verdict
1	1557.900	39.53	-17.00	74.0	34.47	Peak	301.00	200	Vertical	Pass
1**	1557.900	30.02	-17.00	54.0	23.98	AV	301.00	200	Vertical	Pass
2	4379.400	49.98	-3.32	74.0	24.02	Peak	293.00	100	Vertical	Pass
2**	4379.400	41.25	-3.32	54.0	12.75	AV	293.00	100	Vertical	Pass
3	5667.600	102.44	-2.65	--	--	Peak	50.00	100	Vertical	N/A
3**	5667.600	97.31	-2.65	--	--	AV	50.00	100	Vertical	N/A
4	7629.338	49.99	-2.94	74.0	24.01	Peak	361.00	400	Vertical	Pass
4**	7629.338	40.55	-2.94	54.0	13.45	AV	361.00	400	Vertical	Pass
5	12337.438	53.44	1.32	74.0	20.56	Peak	127.00	100	Vertical	Pass
5**	12337.438	43.00	1.32	54.0	11.00	AV	127.00	100	Vertical	Pass
6	15845.401	56.42	1.37	74.0	17.58	Peak	349.00	150	Vertical	Pass
6**	15845.401	47.59	1.37	54.0	6.41	AV	349.00	150	Vertical	Pass

11ac20, U-NII-2C, 1 GHz to 18 GHz, Low Channel, ANT H

No.	Frequency (MHz)	Results (dBuV/m)	Factor (dB)	Limit (dBuV/m)	Margin (dB)	Detector	Table (Degree)	Height (cm)	Antenna	Verdict
1	1440.800	39.29	-17.15	74.0	34.71	Peak	300.00	200	Horizontal	Pass
1**	1440.800	28.48	-17.15	54.0	25.52	AV	300.00	200	Horizontal	Pass
2	4387.800	49.80	-3.38	74.0	24.20	Peak	200.00	300	Horizontal	Pass
2**	4387.800	41.21	-3.38	54.0	12.79	AV	200.00	300	Horizontal	Pass
3	5498.800	113.66	-1.67	--	--	Peak	116.00	150	Horizontal	N/A
3**	5498.800	105.64	-1.67	--	--	AV	116.00	150	Horizontal	N/A
4	7437.862	49.22	-3.43	74.0	24.78	Peak	114.00	400	Horizontal	Pass
4**	7437.862	39.70	-3.43	54.0	14.30	AV	114.00	400	Horizontal	Pass
5	12424.838	52.89	1.43	74.0	21.11	Peak	131.00	200	Horizontal	Pass
5**	12424.838	43.43	1.43	54.0	10.57	AV	131.00	200	Horizontal	Pass
6	16103.963	56.30	1.02	74.0	17.70	Peak	151.00	300	Horizontal	Pass
6**	16103.963	45.67	1.02	54.0	8.33	AV	151.00	300	Horizontal	Pass

11ac20, U-NII-2C, 1 GHz to 18 GHz, Low Channel, ANT V

No.	Frequency (MHz)	Results (dBuV/m)	Factor (dB)	Limit (dBuV/m)	Margin (dB)	Detector	Table (Degree)	Height (cm)	Antenna	Verdict
1	1499.000	40.68	-17.12	74.0	33.32	Peak	36.00	100	Vertical	Pass
1**	1499.000	29.65	-17.12	54.0	24.35	AV	36.00	100	Vertical	Pass
2	4256.600	50.04	-4.63	74.0	23.96	Peak	148.00	200	Vertical	Pass
2**	4256.600	40.50	-4.63	54.0	13.50	AV	148.00	200	Vertical	Pass
3	5498.400	107.87	-1.63	--	--	Peak	51.00	150	Vertical	N/A
3**	5498.400	100.42	-1.63	--	--	AV	51.00	150	Vertical	N/A
4	7344.712	49.64	-3.48	74.0	24.36	Peak	35.00	200	Vertical	Pass
4**	7344.712	40.69	-3.48	54.0	13.31	AV	35.00	200	Vertical	Pass
5	12306.675	53.76	1.38	74.0	20.24	Peak	150.00	150	Vertical	Pass
5**	12306.675	43.21	1.38	54.0	10.79	AV	150.00	150	Vertical	Pass
6	15593.138	55.52	1.07	74.0	18.48	Peak	300.00	400	Vertical	Pass
6**	15593.138	46.29	1.07	54.0	7.71	AV	300.00	400	Vertical	Pass

11ac20, U-NII-2C, 1 GHz to 18 GHz, Middle Channel, ANT H

No.	Frequency (MHz)	Results (dBuV/m)	Factor (dB)	Limit (dBuV/m)	Margin (dB)	Detector	Table (Degree)	Height (cm)	Antenna	Verdict
1	1453.800	38.80	-17.07	74.0	35.20	Peak	105.00	400	Horizontal	Pass
1**	1453.800	29.18	-17.07	54.0	24.82	AV	105.00	400	Horizontal	Pass
2	4390.800	51.29	-3.35	74.0	22.71	Peak	0.00	200	Horizontal	Pass
2**	4390.800	40.74	-3.35	54.0	13.26	AV	0.00	200	Horizontal	Pass
3	5578.600	112.70	-1.61	--	--	Peak	118.00	200	Horizontal	N/A
3**	5578.600	104.72	-1.61	--	--	AV	118.00	200	Horizontal	N/A
4	7334.650	49.90	-3.21	74.0	24.10	Peak	253.00	200	Horizontal	Pass
4**	7334.650	40.52	-3.21	54.0	13.48	AV	253.00	200	Horizontal	Pass
5	11946.438	53.09	1.50	74.0	20.91	Peak	288.00	100	Horizontal	Pass
5**	11946.438	43.65	1.50	54.0	10.35	AV	288.00	100	Horizontal	Pass
6	16072.988	56.05	1.46	74.0	17.95	Peak	334.00	100	Horizontal	Pass
6**	16072.988	46.49	1.46	54.0	7.51	AV	334.00	100	Horizontal	Pass

11ac20, U-NII-2C, 1 GHz to 18 GHz, Middle Channel, ANT V

No.	Frequency (MHz)	Results (dBuV/m)	Factor (dB)	Limit (dBuV/m)	Margin (dB)	Detector	Table (Degree)	Height (cm)	Antenna	Verdict
1	1496.600	39.62	-16.91	74.0	34.38	Peak	36.00	300	Vertical	Pass
1**	1496.600	30.33	-16.91	54.0	23.67	AV	36.00	300	Vertical	Pass
2	4386.800	50.20	-3.31	74.0	23.80	Peak	267.00	300	Vertical	Pass
2**	4386.800	41.40	-3.31	54.0	12.60	AV	267.00	300	Vertical	Pass
3	5578.000	107.38	-1.67	--	--	Peak	54.00	150	Vertical	N/A
3**	5578.000	100.06	-1.67	--	--	AV	54.00	150	Vertical	N/A
4	7707.250	50.22	-2.42	74.0	23.78	Peak	286.00	400	Vertical	Pass
4**	7707.250	40.57	-2.42	54.0	13.43	AV	286.00	400	Vertical	Pass
5	12296.901	53.10	1.54	74.0	20.90	Peak	0.00	200	Vertical	Pass
5**	12296.901	43.87	1.54	54.0	10.13	AV	0.00	200	Vertical	Pass
6	16065.901	55.55	1.18	74.0	18.45	Peak	222.00	100	Vertical	Pass
6**	16065.901	46.40	1.18	54.0	7.60	AV	222.00	100	Vertical	Pass

11ac20, U-NII-2C, 1 GHz to 18 GHz, High Channel, ANT H

No.	Frequency (MHz)	Results (dBuV/m)	Factor (dB)	Limit (dBuV/m)	Margin (dB)	Detector	Table (Degree)	Height (cm)	Antenna	Verdict
1	1561.100	39.35	-16.83	74.0	34.65	Peak	195.00	400	Horizontal	Pass
1**	1561.100	30.20	-16.83	54.0	23.80	AV	195.00	400	Horizontal	Pass
2	4385.200	50.08	-3.43	74.0	23.92	Peak	178.00	400	Horizontal	Pass
2**	4385.200	42.61	-3.43	54.0	11.39	AV	178.00	400	Horizontal	Pass
3	5699.000	111.30	-0.98	--	--	Peak	0.00	100	Horizontal	N/A
3**	5699.000	103.91	-0.98	--	--	AV	0.00	100	Horizontal	N/A
4	7724.788	49.42	-2.43	74.0	24.58	Peak	61.00	400	Horizontal	Pass
4**	7724.788	40.36	-2.43	54.0	13.64	AV	61.00	400	Horizontal	Pass
5	12272.463	52.81	1.53	74.0	21.19	Peak	61.00	150	Horizontal	Pass
5**	12272.463	44.08	1.53	54.0	9.92	AV	61.00	150	Horizontal	Pass
6	16183.500	55.60	1.52	74.0	18.40	Peak	0.00	400	Horizontal	Pass
6**	16183.500	46.71	1.52	54.0	7.29	AV	0.00	400	Horizontal	Pass

11ac20, U-NII-2C, 1 GHz to 18 GHz, High Channel, ANT V

No.	Frequency (MHz)	Results (dBuV/m)	Factor (dB)	Limit (dBuV/m)	Margin (dB)	Detector	Table (Degree)	Height (cm)	Antenna	Verdict
1	1493.400	40.08	-16.88	74.0	33.92	Peak	29.00	100	Vertical	Pass
1**	1493.400	29.36	-16.88	54.0	24.64	AV	29.00	100	Vertical	Pass
2	4386.200	50.49	-3.27	74.0	23.51	Peak	254.00	200	Vertical	Pass
2**	4386.200	41.47	-3.27	54.0	12.53	AV	254.00	200	Vertical	Pass
3	5698.000	107.97	-1.11	--	--	Peak	50.00	100	Vertical	N/A
3**	5698.000	97.90	-1.11	--	--	AV	50.00	100	Vertical	N/A
4	7339.825	49.42	-2.95	74.0	24.58	Peak	328.00	100	Vertical	Pass
4**	7339.825	40.35	-2.95	54.0	13.65	AV	328.00	100	Vertical	Pass
5	12113.188	53.29	0.56	74.0	20.71	Peak	295.00	150	Vertical	Pass
5**	12113.188	43.25	0.56	54.0	10.75	AV	295.00	150	Vertical	Pass
6	16189.537	56.16	1.57	74.0	17.84	Peak	97.00	300	Vertical	Pass
6**	16189.537	45.47	1.57	54.0	8.53	AV	97.00	300	Vertical	Pass

11ac40, U-NII-2C, 1 GHz to 18 GHz, Low Channel, ANT H

No.	Frequency (MHz)	Results (dBuV/m)	Factor (dB)	Limit (dBuV/m)	Margin (dB)	Detector	Table (Degree)	Height (cm)	Antenna	Verdict
1	1610.200	38.69	-17.18	74.0	35.31	Peak	135.00	300	Horizontal	Pass
1**	1610.200	29.74	-17.18	54.0	24.26	AV	135.00	300	Horizontal	Pass
2	4366.000	50.22	-3.87	74.0	23.78	Peak	315.00	200	Horizontal	Pass
2**	4366.000	41.36	-3.87	54.0	12.64	AV	315.00	200	Horizontal	Pass
3	5507.800	110.37	-0.95	--	--	Peak	117.00	150	Horizontal	N/A
3**	5507.800	102.67	-0.95	--	--	AV	117.00	150	Horizontal	N/A
4	7347.013	48.61	-3.63	74.0	25.39	Peak	92.00	150	Horizontal	Pass
4**	7347.013	44.36	-3.63	54.0	9.64	AV	92.00	150	Horizontal	Pass
5	12235.950	52.99	1.14	74.0	21.01	Peak	279.00	100	Horizontal	Pass
5**	12235.950	43.61	1.14	54.0	10.39	AV	279.00	100	Horizontal	Pass
6	16066.162	55.82	1.19	74.0	18.18	Peak	103.00	300	Horizontal	Pass
6**	16066.162	45.92	1.19	54.0	8.08	AV	103.00	300	Horizontal	Pass

11ac40, U-NII-2C, 1 GHz to 18 GHz, Low Channel, ANT V

No.	Frequency (MHz)	Results (dBuV/m)	Factor (dB)	Limit (dBuV/m)	Margin (dB)	Detector	Table (Degree)	Height (cm)	Antenna	Verdict
1	1494.000	40.71	-16.87	74.0	33.29	Peak	238.00	300	Vertical	Pass
1**	1494.000	30.25	-16.87	54.0	23.75	AV	238.00	300	Vertical	Pass
2	4380.600	50.31	-3.42	74.0	23.69	Peak	183.00	200	Vertical	Pass
2**	4380.600	41.17	-3.42	54.0	12.83	AV	183.00	200	Vertical	Pass
3	5507.400	105.11	-0.96	--	--	Peak	59.00	150	Vertical	N/A
3**	5507.400	97.25	-0.96	--	--	AV	59.00	150	Vertical	N/A
4	7346.725	48.85	-3.60	74.0	25.15	Peak	39.00	150	Vertical	Pass
4**	7346.725	44.42	-3.60	54.0	9.58	AV	39.00	150	Vertical	Pass
5	12316.162	52.81	1.41	74.0	21.19	Peak	289.00	200	Vertical	Pass
5**	12316.162	44.18	1.41	54.0	9.82	AV	289.00	200	Vertical	Pass
6	15494.438	55.19	1.04	74.0	18.81	Peak	158.00	150	Vertical	Pass
6**	15494.438	46.13	1.04	54.0	7.87	AV	158.00	150	Vertical	Pass

11ac40, U-NII-2C, 1 GHz to 18 GHz, Middle Channel, ANT H

No.	Frequency (MHz)	Results (dBuV/m)	Factor (dB)	Limit (dBuV/m)	Margin (dB)	Detector	Table (Degree)	Height (cm)	Antenna	Verdict
1	1456.000	39.05	-17.25	74.0	34.95	Peak	232.00	100	Horizontal	Pass
1**	1456.000	29.52	-17.25	54.0	24.48	AV	232.00	100	Horizontal	Pass
2	4390.800	50.44	-3.35	74.0	23.56	Peak	61.00	200	Horizontal	Pass
2**	4390.800	41.25	-3.35	54.0	12.75	AV	61.00	200	Horizontal	Pass
3	5588.400	108.32	-1.84	--	--	Peak	103.00	100	Horizontal	N/A
3**	5588.400	101.74	-1.84	--	--	AV	103.00	100	Horizontal	N/A
4	7710.987	49.57	-2.27	74.0	24.43	Peak	0.00	300	Horizontal	Pass
4**	7710.987	39.70	-2.27	54.0	14.30	AV	0.00	300	Horizontal	Pass
5	12315.300	52.83	1.40	74.0	21.17	Peak	214.00	100	Horizontal	Pass
5**	12315.300	44.24	1.40	54.0	9.76	AV	214.00	100	Horizontal	Pass
6	15811.537	55.40	2.13	74.0	18.60	Peak	227.00	300	Horizontal	Pass
6**	15811.537	47.72	2.13	54.0	6.28	AV	227.00	300	Horizontal	Pass

11ac40, U-NII-2C, 1 GHz to 18 GHz, Middle Channel, ANT V

No.	Frequency (MHz)	Results (dBuV/m)	Factor (dB)	Limit (dBuV/m)	Margin (dB)	Detector	Table (Degree)	Height (cm)	Antenna	Verdict
1	1497.100	39.34	-17.00	74.0	34.66	Peak	40.00	400	Vertical	Pass
1**	1497.100	29.27	-17.00	54.0	24.73	AV	40.00	400	Vertical	Pass
2	4379.000	50.40	-3.36	74.0	23.60	Peak	310.00	400	Vertical	Pass
2**	4379.000	41.96	-3.36	54.0	12.04	AV	310.00	400	Vertical	Pass
3	5587.600	103.14	-1.78	--	--	Peak	53.00	100	Vertical	N/A
3**	5587.600	95.46	-1.78	--	--	AV	53.00	100	Vertical	N/A
4	7453.388	49.38	-3.36	74.0	24.62	Peak	64.00	150	Vertical	Pass
4**	7453.388	43.31	-3.36	54.0	10.69	AV	64.00	150	Vertical	Pass
5	12255.500	52.72	0.99	74.0	21.28	Peak	164.00	150	Vertical	Pass
5**	12255.500	43.98	0.99	54.0	10.02	AV	164.00	150	Vertical	Pass
6	15797.625	55.44	2.26	74.0	18.56	Peak	259.00	150	Vertical	Pass
6**	15797.625	46.54	2.26	54.0	7.46	AV	259.00	150	Vertical	Pass

11ac40, U-NII-2C, 1 GHz to 18 GHz, High Channel, ANT H

No.	Frequency (MHz)	Results (dBuV/m)	Factor (dB)	Limit (dBuV/m)	Margin (dB)	Detector	Table (Degree)	Height (cm)	Antenna	Verdict
1	1625.700	39.24	-17.15	74.0	34.76	Peak	201.00	200	Horizontal	Pass
1**	1625.700	29.23	-17.15	54.0	24.77	AV	201.00	200	Horizontal	Pass
2	4380.400	51.58	-3.39	74.0	22.42	Peak	242.00	300	Horizontal	Pass
2**	4380.400	41.16	-3.39	54.0	12.84	AV	242.00	300	Horizontal	Pass
3	5667.600	108.05	-2.65	--	--	Peak	111.00	100	Horizontal	N/A
3**	5667.600	98.87	-2.65	--	--	AV	111.00	100	Horizontal	N/A
4	7671.888	50.22	-2.45	74.0	23.78	Peak	0.00	100	Horizontal	Pass
4**	7671.888	40.17	-2.45	54.0	13.83	AV	0.00	100	Horizontal	Pass
5	12283.099	53.43	1.79	74.0	20.57	Peak	206.00	200	Horizontal	Pass
5**	12283.099	43.99	1.79	54.0	10.01	AV	206.00	200	Horizontal	Pass
6	15799.463	55.59	2.32	74.0	18.41	Peak	51.00	400	Horizontal	Pass
6**	15799.463	47.36	2.32	54.0	6.64	AV	51.00	400	Horizontal	Pass

11ac40, U-NII-2C, 1 GHz to 18 GHz, High Channel, ANT V

No.	Frequency (MHz)	Results (dBuV/m)	Factor (dB)	Limit (dBuV/m)	Margin (dB)	Detector	Table (Degree)	Height (cm)	Antenna	Verdict
1	1500.000	39.28	-16.94	74.0	34.72	Peak	42.00	100	Vertical	Pass
1**	1500.000	29.35	-16.94	54.0	24.65	AV	42.00	100	Vertical	Pass
2	4385.600	50.26	-3.36	74.0	23.74	Peak	266.00	200	Vertical	Pass
2**	4385.600	42.92	-3.36	54.0	11.08	AV	266.00	200	Vertical	Pass
3	5666.600	102.44	-2.51	--	--	Peak	47.00	200	Vertical	N/A
3**	5666.600	94.11	-2.51	--	--	AV	47.00	200	Vertical	N/A
4	7580.750	49.27	-3.14	74.0	24.73	Peak	203.00	200	Vertical	Pass
4**	7580.750	39.54	-3.14	54.0	14.46	AV	203.00	200	Vertical	Pass
5	12266.424	53.24	1.34	74.0	20.76	Peak	82.00	100	Vertical	Pass
5**	12266.424	43.32	1.34	54.0	10.68	AV	82.00	100	Vertical	Pass
6	15509.925	56.12	1.44	74.0	17.88	Peak	70.00	100	Vertical	Pass
6**	15509.925	45.77	1.44	54.0	8.23	AV	70.00	100	Vertical	Pass

11ac80, U-NII-2C, 1 GHz to 18 GHz, Low Channel, ANT H

No.	Frequency (MHz)	Results (dBuV/m)	Factor (dB)	Limit (dBuV/m)	Margin (dB)	Detector	Table (Degree)	Height (cm)	Antenna	Verdict
1	1603.700	38.91	-17.42	74.0	35.09	Peak	272.00	100	Horizontal	Pass
1**	1603.700	29.00	-17.42	54.0	25.00	AV	272.00	100	Horizontal	Pass
2	4382.800	50.45	-3.64	74.0	23.55	Peak	200.00	200	Horizontal	Pass
2**	4382.800	41.81	-3.64	54.0	12.19	AV	200.00	200	Horizontal	Pass
3	5533.400	109.58	-2.25	--	--	Peak	156.00	200	Horizontal	N/A
3**	5533.400	99.10	-2.25	--	--	AV	156.00	200	Horizontal	N/A
4	7434.125	50.55	-3.39	74.0	23.45	Peak	196.00	200	Horizontal	Pass
4**	7434.125	40.05	-3.39	54.0	13.95	AV	196.00	200	Horizontal	Pass
5	12405.576	53.79	1.48	74.0	20.21	Peak	47.00	200	Horizontal	Pass
5**	12405.576	44.07	1.48	54.0	9.93	AV	47.00	200	Horizontal	Pass
6	16085.063	56.17	1.53	74.0	17.83	Peak	58.00	100	Horizontal	Pass
6**	16085.063	46.81	1.53	54.0	7.19	AV	58.00	100	Horizontal	Pass

11ac80, U-NII-2C, 1 GHz to 18 GHz, Low Channel, ANT V

No.	Frequency (MHz)	Results (dBuV/m)	Factor (dB)	Limit (dBuV/m)	Margin (dB)	Detector	Table (Degree)	Height (cm)	Antenna	Verdict
1	1492.700	40.14	-16.88	74.0	33.86	Peak	262.00	100	Vertical	Pass
1**	1492.700	29.41	-16.88	54.0	24.59	AV	262.00	100	Vertical	Pass
2	4373.200	51.01	-3.85	74.0	22.99	Peak	163.00	400	Vertical	Pass
2**	4373.200	42.04	-3.85	54.0	11.96	AV	163.00	400	Vertical	Pass
3	5536.000	99.52	-1.78	--	--	Peak	319.00	200	Vertical	N/A
3**	5536.000	92.49	-1.78	--	--	AV	319.00	200	Vertical	N/A
4	7331.775	50.16	-3.31	74.0	23.84	Peak	308.00	400	Vertical	Pass
4**	7331.775	40.68	-3.31	54.0	13.32	AV	308.00	400	Vertical	Pass
5	12423.687	53.65	1.42	74.0	20.35	Peak	360.00	100	Vertical	Pass
5**	12423.687	44.06	1.42	54.0	9.94	AV	360.00	100	Vertical	Pass
6	15808.912	56.45	2.19	74.0	17.55	Peak	299.00	300	Vertical	Pass
6**	15808.912	45.79	2.19	54.0	8.21	AV	299.00	300	Vertical	Pass

11ac80, U-NII-2C, 1 GHz to 18 GHz, Middle Channel, ANT H

No.	Frequency (MHz)	Results (dBuV/m)	Factor (dB)	Limit (dBuV/m)	Margin (dB)	Detector	Table (Degree)	Height (cm)	Antenna	Verdict
1	1568.200	39.34	-17.16	74.0	34.66	Peak	259.00	200	Horizontal	Pass
1**	1568.200	29.74	-17.16	54.0	24.26	AV	259.00	200	Horizontal	Pass
2	4396.000	50.51	-3.96	74.0	23.49	Peak	248.00	400	Horizontal	Pass
2**	4396.000	41.50	-3.96	54.0	12.50	AV	248.00	400	Horizontal	Pass
3	5613.800	107.02	-1.79	--	--	Peak	163.00	100	Horizontal	N/A
3**	5613.800	99.22	-1.79	--	--	AV	163.00	100	Horizontal	N/A
4	7339.250	50.20	-2.93	74.0	23.80	Peak	66.00	100	Horizontal	Pass
4**	7339.250	42.10	-2.93	54.0	11.90	AV	66.00	100	Horizontal	Pass
5	12606.825	53.92	1.91	74.0	20.08	Peak	134.00	150	Horizontal	Pass
5**	12606.825	44.05	1.91	54.0	9.95	AV	134.00	150	Horizontal	Pass
6	15808.125	56.16	2.20	74.0	17.84	Peak	137.00	200	Horizontal	Pass
6**	15808.125	47.54	2.20	54.0	6.46	AV	137.00	200	Horizontal	Pass

11ac80, U-NII-2C, 1 GHz to 18 GHz, Middle Channel, ANT V

No.	Frequency (MHz)	Results (dBuV/m)	Factor (dB)	Limit (dBuV/m)	Margin (dB)	Detector	Table (Degree)	Height (cm)	Antenna	Verdict
1	1498.200	40.36	-17.21	74.0	33.64	Peak	109.00	300	Vertical	Pass
1**	1498.200	32.22	-17.21	54.0	21.78	AV	109.00	300	Vertical	Pass
2	4378.000	51.01	-3.46	74.0	22.99	Peak	0.00	400	Vertical	Pass
2**	4378.000	41.78	-3.46	54.0	12.22	AV	0.00	400	Vertical	Pass
3	5605.800	100.40	-1.99	--	--	Peak	332.00	200	Vertical	N/A
3**	5605.800	91.19	-1.99	--	--	AV	332.00	200	Vertical	N/A
4	7326.888	50.26	-3.40	74.0	23.74	Peak	31.00	200	Vertical	Pass
4**	7326.888	41.07	-3.40	54.0	12.93	AV	31.00	200	Vertical	Pass
5	11206.700	53.69	-0.25	74.0	20.31	Peak	244.00	100	Vertical	Pass
5**	11206.700	43.99	-0.25	54.0	10.01	AV	244.00	100	Vertical	Pass
6	16179.562	56.03	1.49	74.0	17.97	Peak	286.00	400	Vertical	Pass
6**	16179.562	46.75	1.49	54.0	7.25	AV	286.00	400	Vertical	Pass

11ac160, U-NII-2C, 1 GHz to 18 GHz, Middle Channel, ANT H

No.	Frequency (MHz)	Results (dBuV/m)	Factor (dB)	Limit (dBuV/m)	Margin (dB)	Detector	Table (Degree)	Height (cm)	Antenna	Verdict
1	1587.400	39.10	-17.01	74.0	34.90	Peak	34.00	400	Horizontal	Pass
1**	1587.400	29.71	-17.01	54.0	24.29	AV	34.00	400	Horizontal	Pass
2	4376.600	50.10	-3.85	74.0	23.90	Peak	49.00	400	Horizontal	Pass
2**	4376.600	41.41	-3.85	54.0	12.59	AV	49.00	400	Horizontal	Pass
3	5573.600	103.69	-1.98	--	--	Peak	171.00	150	Horizontal	N/A
3**	5573.600	95.68	-1.98	--	--	AV	171.00	150	Horizontal	N/A
4	7630.200	50.76	-2.93	74.0	23.24	Peak	91.00	400	Horizontal	Pass
4**	7630.200	40.40	-2.93	54.0	13.60	AV	91.00	400	Horizontal	Pass
5	12293.737	53.61	1.60	74.0	20.39	Peak	299.00	100	Horizontal	Pass
5**	12293.737	43.92	1.60	54.0	10.08	AV	299.00	100	Horizontal	Pass
6	15836.474	56.55	1.45	74.0	17.45	Peak	144.00	200	Horizontal	Pass
6**	15836.474	46.44	1.45	54.0	7.56	AV	144.00	200	Horizontal	Pass

11ac160, U-NII-2C, 1 GHz to 18 GHz, Middle Channel, ANT V

No.	Frequency (MHz)	Results (dBuV/m)	Factor (dB)	Limit (dBuV/m)	Margin (dB)	Detector	Table (Degree)	Height (cm)	Antenna	Verdict
1	1492.800	39.48	-16.88	74.0	34.52	Peak	0.00	400	Vertical	Pass
1**	1492.800	29.76	-16.88	54.0	24.24	AV	0.00	400	Vertical	Pass
2	3840.200	50.88	-4.69	74.0	23.12	Peak	273.00	400	Vertical	Pass
2**	3840.200	39.73	-4.69	54.0	14.27	AV	273.00	400	Vertical	Pass
3	5577.000	96.01	-1.99	--	--	Peak	326.00	100	Vertical	N/A
3**	5577.000	88.73	-1.99	--	--	AV	326.00	100	Vertical	N/A
4	7338.387	50.56	-2.90	74.0	23.44	Peak	30.00	300	Vertical	Pass
4**	7338.387	41.44	-2.90	54.0	12.56	AV	30.00	300	Vertical	Pass
5	12413.625	53.50	1.42	74.0	20.50	Peak	360.00	100	Vertical	Pass
5**	12413.625	43.76	1.42	54.0	10.24	AV	360.00	100	Vertical	Pass
6	15801.825	56.61	2.31	74.0	17.39	Peak	311.00	200	Vertical	Pass
6**	15801.825	46.77	2.31	54.0	7.23	AV	311.00	200	Vertical	Pass

11ax20 (SU), U-NII-2C, 1 GHz to 18 GHz, Low Channel, ANT H

No.	Frequency (MHz)	Results (dBuV/m)	Factor (dB)	Limit (dBuV/m)	Margin (dB)	Detector	Table (Degree)	Height (cm)	Antenna	Verdict
1	1505.500	39.05	-16.84	74.0	34.95	Peak	199.00	100	Horizontal	Pass
1**	1505.500	29.85	-16.84	54.0	24.15	AV	199.00	100	Horizontal	Pass
2	4386.400	50.12	-3.29	74.0	23.88	Peak	293.00	400	Horizontal	Pass
2**	4386.400	41.63	-3.29	54.0	12.37	AV	293.00	400	Horizontal	Pass
3	5498.800	112.98	-1.67	--	--	Peak	126.00	200	Horizontal	N/A
3**	5498.800	105.91	-1.67	--	--	AV	126.00	200	Horizontal	N/A
4	7731.975	49.64	-2.28	74.0	24.36	Peak	93.00	200	Horizontal	Pass
4**	7731.975	40.40	-2.28	54.0	13.60	AV	93.00	200	Horizontal	Pass
5	12318.175	52.58	1.42	74.0	21.42	Peak	0.00	150	Horizontal	Pass
5**	12318.175	43.39	1.42	54.0	10.61	AV	0.00	150	Horizontal	Pass
6	15850.912	56.53	1.31	74.0	17.47	Peak	360.00	300	Horizontal	Pass
6**	15850.912	46.34	1.31	54.0	7.66	AV	360.00	300	Horizontal	Pass

11ax20 (SU), U-NII-2C, 1 GHz to 18 GHz, Low Channel, ANT V

No.	Frequency (MHz)	Results (dBuV/m)	Factor (dB)	Limit (dBuV/m)	Margin (dB)	Detector	Table (Degree)	Height (cm)	Antenna	Verdict
1	1496.200	39.94	-16.84	74.0	34.06	Peak	28.00	100	Vertical	Pass
1**	1496.200	29.23	-16.84	54.0	24.77	AV	28.00	100	Vertical	Pass
2	4386.200	50.44	-3.27	74.0	23.56	Peak	125.00	200	Vertical	Pass
2**	4386.200	42.07	-3.27	54.0	11.93	AV	125.00	200	Vertical	Pass
3	5506.200	108.24	-1.00	--	--	Peak	51.00	200	Vertical	N/A
3**	5506.200	98.02	-1.00	--	--	AV	51.00	200	Vertical	N/A
4	7742.038	49.48	-2.99	74.0	24.52	Peak	52.00	100	Vertical	Pass
4**	7742.038	39.86	-2.99	54.0	14.14	AV	52.00	100	Vertical	Pass
5	12215.250	53.11	1.19	74.0	20.89	Peak	0.00	200	Vertical	Pass
5**	12215.250	42.59	1.19	54.0	11.41	AV	0.00	200	Vertical	Pass
6	16067.738	55.19	1.25	74.0	18.81	Peak	360.00	150	Vertical	Pass
6**	16067.738	45.79	1.25	54.0	8.21	AV	360.00	150	Vertical	Pass

11ax20 (SU), U-NII-2C, 1 GHz to 18 GHz, Middle Channel, ANT H

No.	Frequency (MHz)	Results (dBuV/m)	Factor (dB)	Limit (dBuV/m)	Margin (dB)	Detector	Table (Degree)	Height (cm)	Antenna	Verdict
1	1575.700	38.74	-17.25	74.0	35.26	Peak	72.00	200	Horizontal	Pass
1**	1575.700	29.83	-17.25	54.0	24.17	AV	72.00	200	Horizontal	Pass
2	4382.600	51.27	-3.64	74.0	22.73	Peak	355.00	300	Horizontal	Pass
2**	4382.600	41.74	-3.64	54.0	12.26	AV	355.00	300	Horizontal	Pass
3	5579.600	113.00	-1.65	--	--	Peak	18.00	200	Horizontal	N/A
3**	5579.600	104.32	-1.65	--	--	AV	18.00	200	Horizontal	N/A
4	7388.987	50.11	-3.97	74.0	23.89	Peak	360.00	200	Horizontal	Pass
4**	7388.987	40.04	-3.97	54.0	13.96	AV	360.00	200	Horizontal	Pass
5	11905.325	53.93	1.60	74.0	20.07	Peak	93.00	200	Horizontal	Pass
5**	11905.325	43.42	1.60	54.0	10.58	AV	93.00	200	Horizontal	Pass
6	15676.088	55.88	1.55	74.0	18.12	Peak	313.00	200	Horizontal	Pass
6**	15676.088	46.36	1.55	54.0	7.64	AV	313.00	200	Horizontal	Pass

11ax20 (SU), U-NII-2C, 1 GHz to 18 GHz, Middle Channel, ANT V

No.	Frequency (MHz)	Results (dBuV/m)	Factor (dB)	Limit (dBuV/m)	Margin (dB)	Detector	Table (Degree)	Height (cm)	Antenna	Verdict
1	1496.500	39.68	-16.89	74.0	34.32	Peak	306.00	300	Vertical	Pass
1**	1496.500	29.58	-16.89	54.0	24.42	AV	306.00	300	Vertical	Pass
2	4388.200	50.38	-3.41	74.0	23.62	Peak	171.00	300	Vertical	Pass
2**	4388.200	41.67	-3.41	54.0	12.33	AV	171.00	300	Vertical	Pass
3	5578.800	102.24	-1.61	--	--	Peak	333.00	150	Vertical	N/A
3**	5578.800	93.77	-1.61	--	--	AV	333.00	150	Vertical	N/A
4	7646.587	50.00	-2.85	74.0	24.00	Peak	28.00	300	Vertical	Pass
4**	7646.587	38.71	-2.85	54.0	15.29	AV	28.00	300	Vertical	Pass
5	12224.162	52.91	1.29	74.0	21.09	Peak	75.00	200	Vertical	Pass
5**	12224.162	44.08	1.29	54.0	9.92	AV	75.00	200	Vertical	Pass
6	16183.238	55.78	1.52	74.0	18.22	Peak	148.00	300	Vertical	Pass
6**	16183.238	46.24	1.52	54.0	7.76	AV	148.00	300	Vertical	Pass

11ax20 (SU), U-NII-2C, 1 GHz to 18 GHz, High Channel, ANT H

No.	Frequency (MHz)	Results (dBuV/m)	Factor (dB)	Limit (dBuV/m)	Margin (dB)	Detector	Table (Degree)	Height (cm)	Antenna	Verdict
1	1444.300	38.96	-17.13	74.0	35.04	Peak	360.00	100	Horizontal	Pass
1**	1444.300	29.49	-17.13	54.0	24.51	AV	360.00	100	Horizontal	Pass
2	4389.200	50.98	-3.36	74.0	23.02	Peak	272.00	100	Horizontal	Pass
2**	4389.200	42.45	-3.36	54.0	11.55	AV	272.00	100	Horizontal	Pass
3	5698.400	110.00	-1.06	--	--	Peak	0.00	200	Horizontal	N/A
3**	5698.400	101.78	-1.06	--	--	AV	0.00	200	Horizontal	N/A
4	7354.775	50.01	-3.76	74.0	23.99	Peak	89.00	300	Horizontal	Pass
4**	7354.775	41.23	-3.76	54.0	12.77	AV	89.00	300	Horizontal	Pass
5	12268.151	53.04	1.39	74.0	20.96	Peak	89.00	200	Horizontal	Pass
5**	12268.151	43.86	1.39	54.0	10.14	AV	89.00	200	Horizontal	Pass
6	15499.950	55.38	1.16	74.0	18.62	Peak	278.00	150	Horizontal	Pass
6**	15499.950	46.06	1.16	54.0	7.94	AV	278.00	150	Horizontal	Pass

11ax20 (SU), U-NII-2C, 1 GHz to 18 GHz, High Channel, ANT V

No.	Frequency (MHz)	Results (dBuV/m)	Factor (dB)	Limit (dBuV/m)	Margin (dB)	Detector	Table (Degree)	Height (cm)	Antenna	Verdict
1	1496.600	41.69	-16.91	74.0	32.31	Peak	104.00	400	Vertical	Pass
1**	1496.600	32.28	-16.91	54.0	21.72	AV	104.00	400	Vertical	Pass
2	4387.600	50.86	-3.37	74.0	23.14	Peak	58.00	100	Vertical	Pass
2**	4387.600	42.26	-3.37	54.0	11.74	AV	58.00	100	Vertical	Pass
3	5696.200	103.99	-1.17	--	--	Peak	338.00	150	Vertical	N/A
3**	5696.200	94.66	-1.17	--	--	AV	338.00	150	Vertical	N/A
4	7341.263	50.43	-3.09	74.0	23.57	Peak	285.00	200	Vertical	Pass
4**	7341.263	41.62	-3.09	54.0	12.38	AV	285.00	200	Vertical	Pass
5	12597.913	53.57	1.85	74.0	20.43	Peak	317.00	100	Vertical	Pass
5**	12597.913	44.02	1.85	54.0	9.98	AV	317.00	100	Vertical	Pass
6	15492.338	56.11	0.99	74.0	17.89	Peak	310.00	200	Vertical	Pass
6**	15492.338	46.07	0.99	54.0	7.93	AV	310.00	200	Vertical	Pass

11ax40 (SU), U-NII-2C, 1 GHz to 18 GHz, Low Channel, ANT H

No.	Frequency (MHz)	Results (dBuV/m)	Factor (dB)	Limit (dBuV/m)	Margin (dB)	Detector	Table (Degree)	Height (cm)	Antenna	Verdict
1	1623.900	38.87	-17.07	74.0	35.13	Peak	112.00	400	Horizontal	Pass
1**	1623.900	29.79	-17.07	54.0	24.21	AV	112.00	400	Horizontal	Pass
2	4266.200	50.76	-4.61	74.0	23.24	Peak	106.00	100	Horizontal	Pass
2**	4266.200	40.40	-4.61	54.0	13.60	AV	106.00	100	Horizontal	Pass
3	5512.400	110.48	-0.95	--	--	Peak	168.00	200	Horizontal	N/A
3**	5512.400	101.43	-0.95	--	--	AV	168.00	200	Horizontal	N/A
4	7346.725	48.88	-3.60	74.0	25.12	Peak	22.00	150	Horizontal	Pass
4**	7346.725	43.94	-3.60	54.0	10.06	AV	22.00	150	Horizontal	Pass
5	11543.650	52.91	-0.55	74.0	21.09	Peak	106.00	150	Horizontal	Pass
5**	11543.650	43.32	-0.55	54.0	10.68	AV	106.00	150	Horizontal	Pass
6	15847.500	56.08	1.35	74.0	17.92	Peak	123.00	150	Horizontal	Pass
6**	15847.500	46.69	1.35	54.0	7.31	AV	123.00	150	Horizontal	Pass

11ax40 (SU), U-NII-2C, 1 GHz to 18 GHz, Low Channel, ANT V

No.	Frequency (MHz)	Results (dBuV/m)	Factor (dB)	Limit (dBuV/m)	Margin (dB)	Detector	Table (Degree)	Height (cm)	Antenna	Verdict
1	1560.600	40.41	-16.88	74.0	33.59	Peak	249.00	200	Vertical	Pass
1**	1560.600	29.91	-16.88	54.0	24.09	AV	249.00	200	Vertical	Pass
2	4390.400	50.90	-3.30	74.0	23.10	Peak	316.00	100	Vertical	Pass
2**	4390.400	41.67	-3.30	54.0	12.33	AV	316.00	100	Vertical	Pass
3	5497.600	101.18	-1.57	--	--	Peak	337.00	150	Vertical	N/A
3**	5497.600	89.80	-1.57	--	--	AV	337.00	150	Vertical	N/A
4	7346.725	50.20	-3.60	74.0	23.80	Peak	332.00	150	Vertical	Pass
4**	7346.725	44.08	-3.60	54.0	9.92	AV	332.00	150	Vertical	Pass
5	11951.037	53.98	1.35	74.0	20.02	Peak	13.00	200	Vertical	Pass
5**	11951.037	43.36	1.35	54.0	10.64	AV	13.00	200	Vertical	Pass
6	15802.350	56.52	2.30	74.0	17.48	Peak	90.00	100	Vertical	Pass
6**	15802.350	47.11	2.30	54.0	6.89	AV	90.00	100	Vertical	Pass

11ax40 (SU), U-NII-2C, 1 GHz to 18 GHz, Middle Channel, ANT H

No.	Frequency (MHz)	Results (dBuV/m)	Factor (dB)	Limit (dBuV/m)	Margin (dB)	Detector	Table (Degree)	Height (cm)	Antenna	Verdict
1	1485.500	39.45	-16.67	74.0	34.55	Peak	180.00	200	Horizontal	Pass
1**	1485.500	29.46	-16.67	54.0	24.54	AV	180.00	200	Horizontal	Pass
2	4379.000	50.70	-3.36	74.0	23.30	Peak	357.00	300	Horizontal	Pass
2**	4379.000	41.68	-3.36	54.0	12.32	AV	357.00	300	Horizontal	Pass
3	5588.400	107.18	-1.84	--	--	Peak	18.00	100	Horizontal	N/A
3**	5588.400	99.00	-1.84	--	--	AV	18.00	100	Horizontal	N/A
4	7686.263	50.43	-1.94	74.0	23.57	Peak	350.00	300	Horizontal	Pass
4**	7686.263	41.63	-1.94	54.0	12.37	AV	350.00	300	Horizontal	Pass
5	11903.887	53.53	1.63	74.0	20.47	Peak	63.00	200	Horizontal	Pass
5**	11903.887	43.36	1.63	54.0	10.64	AV	63.00	200	Horizontal	Pass
6	15809.963	56.02	2.17	74.0	17.98	Peak	108.00	200	Horizontal	Pass
6**	15809.963	46.59	2.17	54.0	7.41	AV	108.00	200	Horizontal	Pass

11ax40 (SU), U-NII-2C, 1 GHz to 18 GHz, Middle Channel, ANT V

No.	Frequency (MHz)	Results (dBuV/m)	Factor (dB)	Limit (dBuV/m)	Margin (dB)	Detector	Table (Degree)	Height (cm)	Antenna	Verdict
1	1495.200	40.96	-16.86	74.0	33.04	Peak	103.00	400	Vertical	Pass
1**	1495.200	31.28	-16.86	54.0	22.72	AV	103.00	400	Vertical	Pass
2	4386.000	50.89	-3.30	74.0	23.11	Peak	0.00	400	Vertical	Pass
2**	4386.000	42.16	-3.30	54.0	11.84	AV	0.00	400	Vertical	Pass
3	5596.400	99.79	-2.12	--	--	Peak	327.00	150	Vertical	N/A
3**	5596.400	91.33	-2.12	--	--	AV	327.00	150	Vertical	N/A
4	7342.700	50.77	-3.27	74.0	23.23	Peak	316.00	100	Vertical	Pass
4**	7342.700	41.88	-3.27	54.0	12.12	AV	316.00	100	Vertical	Pass
5	12369.350	53.58	1.25	74.0	20.42	Peak	360.00	200	Vertical	Pass
5**	12369.350	43.44	1.25	54.0	10.56	AV	360.00	200	Vertical	Pass
6	15789.225	56.76	1.98	74.0	17.24	Peak	0.00	100	Vertical	Pass
6**	15789.225	47.01	1.98	54.0	6.99	AV	0.00	100	Vertical	Pass

11ax40 (SU), U-NII-2C, 1 GHz to 18 GHz, High Channel, ANT H

No.	Frequency (MHz)	Results (dBuV/m)	Factor (dB)	Limit (dBuV/m)	Margin (dB)	Detector	Table (Degree)	Height (cm)	Antenna	Verdict
1	1551.500	39.33	-17.03	74.0	34.67	Peak	38.00	100	Horizontal	Pass
1**	1551.500	29.74	-17.03	54.0	24.26	AV	38.00	100	Horizontal	Pass
2	4391.400	51.14	-3.43	74.0	22.86	Peak	257.00	200	Horizontal	Pass
2**	4391.400	42.58	-3.43	54.0	11.42	AV	257.00	200	Horizontal	Pass
3	5668.800	107.24	-2.54	--	--	Peak	20.00	200	Horizontal	N/A
3**	5668.800	98.96	-2.54	--	--	AV	20.00	200	Horizontal	N/A
4	7364.837	49.85	-3.42	74.0	24.15	Peak	30.00	300	Horizontal	Pass
4**	7364.837	41.34	-3.42	54.0	12.66	AV	30.00	300	Horizontal	Pass
5	12371.363	53.49	1.29	74.0	20.51	Peak	301.00	100	Horizontal	Pass
5**	12371.363	44.07	1.29	54.0	9.93	AV	301.00	100	Horizontal	Pass
6	16008.937	55.95	0.42	74.0	18.05	Peak	161.00	300	Horizontal	Pass
6**	16008.937	45.72	0.42	54.0	8.28	AV	161.00	300	Horizontal	Pass

11ax40 (SU), U-NII-2C, 1 GHz to 18 GHz, High Channel, ANT V

No.	Frequency (MHz)	Results (dBuV/m)	Factor (dB)	Limit (dBuV/m)	Margin (dB)	Detector	Table (Degree)	Height (cm)	Antenna	Verdict
1	1586.000	39.17	-16.84	74.0	34.83	Peak	271.00	200	Vertical	Pass
1**	1586.000	30.03	-16.84	54.0	23.97	AV	271.00	200	Vertical	Pass
2	4381.000	50.87	-3.49	74.0	23.13	Peak	325.00	200	Vertical	Pass
2**	4381.000	42.06	-3.49	54.0	11.94	AV	325.00	200	Vertical	Pass
3	5675.800	99.74	-2.36	--	--	Peak	335.00	100	Vertical	N/A
3**	5675.800	90.81	-2.36	--	--	AV	335.00	100	Vertical	N/A
4	7596.562	49.87	-2.97	74.0	24.13	Peak	157.00	400	Vertical	Pass
4**	7596.562	40.15	-2.97	54.0	13.85	AV	157.00	400	Vertical	Pass
5	12604.812	53.39	1.92	74.0	20.61	Peak	43.00	200	Vertical	Pass
5**	12604.812	44.27	1.92	54.0	9.73	AV	43.00	200	Vertical	Pass
6	15803.924	55.69	2.28	74.0	18.31	Peak	218.00	150	Vertical	Pass
6**	15803.924	47.28	2.28	54.0	6.72	AV	218.00	150	Vertical	Pass

11ax80 (SU), U-NII-2C, 1 GHz to 18 GHz, Low Channel, ANT H

No.	Frequency (MHz)	Results (dBuV/m)	Factor (dB)	Limit (dBuV/m)	Margin (dB)	Detector	Table (Degree)	Height (cm)	Antenna	Verdict
1	1573.300	39.53	-17.09	74.0	34.47	Peak	108.00	400	Horizontal	Pass
1**	1573.300	29.37	-17.09	54.0	24.63	AV	108.00	400	Horizontal	Pass
2	4380.600	50.26	-3.42	74.0	23.74	Peak	249.00	400	Horizontal	Pass
2**	4380.600	42.45	-3.42	54.0	11.55	AV	249.00	400	Horizontal	Pass
3	5528.400	107.27	-1.93	--	--	Peak	96.00	150	Horizontal	N/A
3**	5528.400	99.45	-1.93	--	--	AV	96.00	150	Horizontal	N/A
4	7357.938	50.18	-3.79	74.0	23.82	Peak	161.00	100	Horizontal	Pass
4**	7357.938	40.63	-3.79	54.0	13.37	AV	161.00	100	Horizontal	Pass
5	12607.112	53.55	1.91	74.0	20.45	Peak	296.00	150	Horizontal	Pass
5**	12607.112	44.11	1.91	54.0	9.89	AV	296.00	150	Horizontal	Pass
6	15790.537	55.90	2.03	74.0	18.10	Peak	324.00	400	Horizontal	Pass
6**	15790.537	46.69	2.03	54.0	7.31	AV	324.00	400	Horizontal	Pass

11ax80 (SU), U-NII-2C, 1 GHz to 18 GHz, Low Channel, ANT V

No.	Frequency (MHz)	Results (dBuV/m)	Factor (dB)	Limit (dBuV/m)	Margin (dB)	Detector	Table (Degree)	Height (cm)	Antenna	Verdict
1	1494.200	40.48	-16.87	74.0	33.52	Peak	9.00	100	Vertical	Pass
1**	1494.200	30.29	-16.87	54.0	23.71	AV	9.00	100	Vertical	Pass
2	4386.800	50.82	-3.31	74.0	23.18	Peak	155.00	100	Vertical	Pass
2**	4386.800	42.51	-3.31	54.0	11.49	AV	155.00	100	Vertical	Pass
3	5536.400	101.08	-1.80	--	--	Peak	320.00	100	Vertical	N/A
3**	5536.400	92.00	-1.80	--	--	AV	320.00	100	Vertical	N/A
4	7445.338	50.55	-3.16	74.0	23.45	Peak	250.00	400	Vertical	Pass
4**	7445.338	41.61	-3.16	54.0	12.39	AV	250.00	400	Vertical	Pass
5	12398.099	53.75	1.59	74.0	20.25	Peak	132.00	150	Vertical	Pass
5**	12398.099	44.35	1.59	54.0	9.65	AV	132.00	150	Vertical	Pass
6	15811.537	56.66	2.13	74.0	17.34	Peak	325.00	100	Vertical	Pass
6**	15811.537	47.70	2.13	54.0	6.30	AV	325.00	100	Vertical	Pass

11ax80 (SU), U-NII-2C, 1 GHz to 18 GHz, Middle Channel, ANT H

No.	Frequency (MHz)	Results (dBuV/m)	Factor (dB)	Limit (dBuV/m)	Margin (dB)	Detector	Table (Degree)	Height (cm)	Antenna	Verdict
1	1551.700	38.64	-17.05	74.0	35.36	Peak	348.00	200	Horizontal	Pass
1**	1551.700	29.33	-17.05	54.0	24.67	AV	348.00	200	Horizontal	Pass
2	4377.000	50.71	-3.71	74.0	23.29	Peak	220.00	300	Horizontal	Pass
2**	4377.000	41.61	-3.71	54.0	12.39	AV	220.00	300	Horizontal	Pass
3	5609.800	107.38	-1.93	--	--	Peak	360.00	100	Horizontal	N/A
3**	5609.800	97.31	-1.93	--	--	AV	360.00	100	Horizontal	N/A
4	7334.650	50.07	-3.21	74.0	23.93	Peak	109.00	300	Horizontal	Pass
4**	7334.650	41.35	-3.21	54.0	12.65	AV	109.00	300	Horizontal	Pass
5	12645.063	53.94	1.06	74.0	20.06	Peak	174.00	100	Horizontal	Pass
5**	12645.063	43.12	1.06	54.0	10.88	AV	174.00	100	Horizontal	Pass
6	16090.838	56.06	1.42	74.0	17.94	Peak	227.00	200	Horizontal	Pass
6**	16090.838	47.24	1.42	54.0	6.76	AV	227.00	200	Horizontal	Pass

11ax80 (SU), U-NII-2C, 1 GHz to 18 GHz, Middle Channel, ANT V

No.	Frequency (MHz)	Results (dBuV/m)	Factor (dB)	Limit (dBuV/m)	Margin (dB)	Detector	Table (Degree)	Height (cm)	Antenna	Verdict
1	1497.700	39.10	-17.11	74.0	34.90	Peak	116.00	200	Vertical	Pass
1**	1497.700	32.08	-17.11	54.0	21.92	AV	116.00	200	Vertical	Pass
2	4377.400	51.17	-3.58	74.0	22.83	Peak	43.00	100	Vertical	Pass
2**	4377.400	41.75	-3.58	54.0	12.25	AV	43.00	100	Vertical	Pass
3	5615.200	99.88	-1.86	--	--	Peak	318.00	150	Vertical	N/A
3**	5615.200	92.44	-1.86	--	--	AV	318.00	150	Vertical	N/A
4	7299.863	49.67	-3.32	74.0	24.33	Peak	145.00	200	Vertical	Pass
4**	7299.863	39.78	-3.32	54.0	14.22	AV	145.00	200	Vertical	Pass
5	12613.724	53.69	1.88	74.0	20.31	Peak	330.00	150	Vertical	Pass
5**	12613.724	44.88	1.88	54.0	9.12	AV	330.00	150	Vertical	Pass
6	15661.388	56.19	1.29	74.0	17.81	Peak	118.00	400	Vertical	Pass
6**	15661.388	46.00	1.29	54.0	8.00	AV	118.00	400	Vertical	Pass

11ax160 (SU), U-NII-2C, 1 GHz to 18 GHz, Middle Channel, ANT H

No.	Frequency (MHz)	Results (dBuV/m)	Factor (dB)	Limit (dBuV/m)	Margin (dB)	Detector	Table (Degree)	Height (cm)	Antenna	Verdict
1	1575.500	38.88	-17.22	74.0	35.12	Peak	66.00	300	Horizontal	Pass
1**	1575.500	29.33	-17.22	54.0	24.67	AV	66.00	300	Horizontal	Pass
2	4390.800	50.36	-3.35	74.0	23.64	Peak	295.00	100	Horizontal	Pass
2**	4390.800	42.32	-3.35	54.0	11.68	AV	295.00	100	Horizontal	Pass
3	5574.400	108.36	-1.95	--	--	Peak	181.00	150	Horizontal	N/A
3**	5574.400	97.56	-1.95	--	--	AV	181.00	150	Horizontal	N/A
4	7623.300	50.56	-3.03	74.0	23.44	Peak	266.00	400	Horizontal	Pass
4**	7623.300	40.30	-3.03	54.0	13.70	AV	266.00	400	Horizontal	Pass
5	12608.263	53.06	1.90	74.0	20.94	Peak	0.00	200	Horizontal	Pass
5**	12608.263	44.33	1.90	54.0	9.67	AV	0.00	200	Horizontal	Pass
6	15839.887	56.05	1.45	74.0	17.95	Peak	15.00	200	Horizontal	Pass
6**	15839.887	47.14	1.45	54.0	6.86	AV	15.00	200	Horizontal	Pass

11ax160 (SU), U-NII-2C, 1 GHz to 18 GHz, Middle Channel, ANT V

No.	Frequency (MHz)	Results (dBuV/m)	Factor (dB)	Limit (dBuV/m)	Margin (dB)	Detector	Table (Degree)	Height (cm)	Antenna	Verdict
1	1493.700	40.13	-16.88	74.0	33.87	Peak	233.00	300	Vertical	Pass
1**	1493.700	33.22	-16.88	54.0	20.78	AV	233.00	300	Vertical	Pass
2	4364.600	50.64	-3.98	74.0	23.36	Peak	103.00	300	Vertical	Pass
2**	4364.600	41.62	-3.98	54.0	12.38	AV	103.00	300	Vertical	Pass
3	5574.200	98.77	-1.91	--	--	Peak	336.00	150	Vertical	N/A
3**	5574.200	89.01	-1.91	--	--	AV	336.00	150	Vertical	N/A
4	7333.788	50.14	-3.14	74.0	23.86	Peak	172.00	400	Vertical	Pass
4**	7333.788	41.72	-3.14	54.0	12.28	AV	172.00	400	Vertical	Pass
5	12257.225	53.98	1.02	74.0	20.02	Peak	251.00	200	Vertical	Pass
5**	12257.225	43.41	1.02	54.0	10.59	AV	251.00	200	Vertical	Pass
6	15507.299	56.68	1.35	74.0	17.32	Peak	0.00	200	Vertical	Pass
6**	15507.299	46.39	1.35	54.0	7.61	AV	0.00	200	Vertical	Pass

11a, U-NII-3, 1 GHz to 18 GHz, Low Channel, ANT H

No.	Frequency (MHz)	Results (dBuV/m)	Factor (dB)	Limit (dBuV/m)	Margin (dB)	Detector	Table (Degree)	Height (cm)	Antenna	Verdict
1	1436.900	38.88	-17.27	74.0	35.12	Peak	93.00	300	Horizontal	Pass
1**	1436.900	29.79	-17.27	54.0	24.21	AV	93.00	300	Horizontal	Pass
2	4386.800	50.74	-3.31	74.0	23.26	Peak	305.00	200	Horizontal	Pass
2**	4386.800	41.23	-3.31	54.0	12.77	AV	305.00	200	Horizontal	Pass
3	5744.200	111.57	-2.07	--	--	Peak	0.00	100	Horizontal	N/A
3**	5744.200	104.71	-2.07	--	--	AV	0.00	100	Horizontal	N/A
4	7337.238	48.90	-2.96	74.0	25.10	Peak	204.00	400	Horizontal	Pass
4**	7337.238	41.38	-2.96	54.0	12.62	AV	204.00	400	Horizontal	Pass
5	11337.224	53.36	0.32	74.0	20.64	Peak	79.00	200	Horizontal	Pass
5**	11337.224	42.65	0.32	54.0	11.35	AV	79.00	200	Horizontal	Pass
6	15517.013	55.91	1.39	74.0	18.09	Peak	285.00	150	Horizontal	Pass
6**	15517.013	47.30	1.39	54.0	6.70	AV	285.00	150	Horizontal	Pass

11a, U-NII-3, 1 GHz to 18 GHz, Low Channel, ANT V

No.	Frequency (MHz)	Results (dBuV/m)	Factor (dB)	Limit (dBuV/m)	Margin (dB)	Detector	Table (Degree)	Height (cm)	Antenna	Verdict
1	1493.200	40.81	-16.88	74.0	33.19	Peak	26.00	100	Vertical	Pass
1**	1493.200	29.55	-16.88	54.0	24.45	AV	26.00	100	Vertical	Pass
2	4390.000	50.56	-3.32	74.0	23.44	Peak	360.00	100	Vertical	Pass
2**	4390.000	42.06	-3.32	54.0	11.94	AV	360.00	100	Vertical	Pass
3	5748.200	106.81	-2.21	--	--	Peak	45.00	200	Vertical	N/A
3**	5748.200	100.04	-2.21	--	--	AV	45.00	200	Vertical	N/A
4	7498.812	49.50	-3.78	74.0	24.50	Peak	227.00	300	Vertical	Pass
4**	7498.812	39.52	-3.78	54.0	14.48	AV	227.00	300	Vertical	Pass
5	12281.375	53.10	1.80	74.0	20.90	Peak	360.00	200	Vertical	Pass
5**	12281.375	44.28	1.80	54.0	9.72	AV	360.00	200	Vertical	Pass
6	15789.487	55.62	1.99	74.0	18.38	Peak	174.00	200	Vertical	Pass
6**	15789.487	46.23	1.99	54.0	7.77	AV	174.00	200	Vertical	Pass

11a, U-NII-3, 1 GHz to 18 GHz, Middle Channel, ANT H

No.	Frequency (MHz)	Results (dBuV/m)	Factor (dB)	Limit (dBuV/m)	Margin (dB)	Detector	Table (Degree)	Height (cm)	Antenna	Verdict
1	1503.200	38.87	-17.00	74.0	35.13	Peak	83.00	100	Horizontal	Pass
1**	1503.200	29.06	-17.00	54.0	24.94	AV	83.00	100	Horizontal	Pass
2	4385.200	49.60	-3.43	74.0	24.40	Peak	214.00	400	Horizontal	Pass
2**	4385.200	41.46	-3.43	54.0	12.54	AV	214.00	400	Horizontal	Pass
3	5784.000	111.12	-1.57	--	--	Peak	360.00	100	Horizontal	N/A
3**	5784.000	104.16	-1.57	--	--	AV	360.00	100	Horizontal	N/A
4	7335.225	49.25	-3.26	74.0	24.75	Peak	137.00	100	Horizontal	Pass
4**	7335.225	39.45	-3.26	54.0	14.55	AV	137.00	100	Horizontal	Pass
5	10934.150	52.72	0.00	74.0	21.28	Peak	265.00	150	Horizontal	Pass
5**	10934.150	42.83	0.00	54.0	11.17	AV	265.00	150	Horizontal	Pass
6	16173.525	55.92	1.28	74.0	18.08	Peak	331.00	200	Horizontal	Pass
6**	16173.525	45.71	1.28	54.0	8.29	AV	331.00	200	Horizontal	Pass

11a, U-NII-3, 1 GHz to 18 GHz, Middle Channel, ANT V

No.	Frequency (MHz)	Results (dBuV/m)	Factor (dB)	Limit (dBuV/m)	Margin (dB)	Detector	Table (Degree)	Height (cm)	Antenna	Verdict
1	1495.900	39.11	-16.85	74.0	34.89	Peak	29.00	200	Vertical	Pass
1**	1495.900	30.10	-16.85	54.0	23.90	AV	29.00	200	Vertical	Pass
2	4384.600	49.70	-3.54	74.0	24.30	Peak	74.00	300	Vertical	Pass
2**	4384.600	41.17	-3.54	54.0	12.83	AV	74.00	300	Vertical	Pass
3	5783.400	107.95	-1.48	--	--	Peak	55.00	100	Vertical	N/A
3**	5783.400	99.66	-1.48	--	--	AV	55.00	100	Vertical	N/A
4	7678.788	49.38	-2.47	74.0	24.62	Peak	200.00	100	Vertical	Pass
4**	7678.788	40.67	-2.47	54.0	13.33	AV	200.00	100	Vertical	Pass
5	11661.813	52.62	0.14	74.0	21.38	Peak	69.00	200	Vertical	Pass
5**	11661.813	43.55	0.14	54.0	10.45	AV	69.00	200	Vertical	Pass
6	15800.250	55.59	2.33	74.0	18.41	Peak	66.00	300	Vertical	Pass
6**	15800.250	46.29	2.33	54.0	7.71	AV	66.00	300	Vertical	Pass

11a, U-NII-3, 1 GHz to 18 GHz, High Channel, ANT H

No.	Frequency (MHz)	Results (dBuV/m)	Factor (dB)	Limit (dBuV/m)	Margin (dB)	Detector	Table (Degree)	Height (cm)	Antenna	Verdict
1	1495.600	39.09	-16.85	74.0	34.91	Peak	45.00	400	Horizontal	Pass
1**	1495.600	28.92	-16.85	54.0	25.08	AV	45.00	400	Horizontal	Pass
2	4390.800	49.86	-3.35	74.0	24.14	Peak	191.00	300	Horizontal	Pass
2**	4390.800	41.26	-3.35	54.0	12.74	AV	191.00	300	Horizontal	Pass
3	5823.800	111.25	-2.13	--	--	Peak	360.00	200	Horizontal	N/A
3**	5823.800	104.24	-2.13	--	--	AV	360.00	200	Horizontal	N/A
4	7401.350	49.17	-3.96	74.0	24.83	Peak	0.00	100	Horizontal	Pass
4**	7401.350	40.26	-3.96	54.0	13.74	AV	0.00	100	Horizontal	Pass
5	11919.988	53.18	1.50	74.0	20.82	Peak	114.00	150	Horizontal	Pass
5**	11919.988	42.90	1.50	54.0	11.10	AV	114.00	150	Horizontal	Pass
6	15871.912	56.75	0.53	74.0	17.25	Peak	302.00	400	Horizontal	Pass
6**	15871.912	45.40	0.53	54.0	8.60	AV	302.00	400	Horizontal	Pass

11a, U-NII-3, 1 GHz to 18 GHz, High Channel, ANT V

No.	Frequency (MHz)	Results (dBuV/m)	Factor (dB)	Limit (dBuV/m)	Margin (dB)	Detector	Table (Degree)	Height (cm)	Antenna	Verdict
1	1497.600	39.10	-17.09	74.0	34.90	Peak	349.00	300	Vertical	Pass
1**	1497.600	30.39	-17.09	54.0	23.61	AV	349.00	300	Vertical	Pass
2	4395.000	49.94	-3.90	74.0	24.06	Peak	158.00	300	Vertical	Pass
2**	4395.000	41.53	-3.90	54.0	12.47	AV	158.00	300	Vertical	Pass
3	5828.400	106.33	-1.85	--	--	Peak	58.00	200	Vertical	N/A
3**	5828.400	100.44	-1.85	--	--	AV	58.00	200	Vertical	N/A
4	7342.700	49.66	-3.27	74.0	24.34	Peak	132.00	100	Vertical	Pass
4**	7342.700	40.13	-3.27	54.0	13.87	AV	132.00	100	Vertical	Pass
5	11361.662	53.65	-0.24	74.0	20.35	Peak	207.00	200	Vertical	Pass
5**	11361.662	42.39	-0.24	54.0	11.61	AV	207.00	200	Vertical	Pass
6	15667.687	55.74	1.39	74.0	18.26	Peak	181.00	100	Vertical	Pass
6**	15667.687	45.60	1.39	54.0	8.40	AV	181.00	100	Vertical	Pass

11n20, U-NII-3, 1 GHz to 18 GHz, Low Channel, ANT H

No.	Frequency (MHz)	Results (dBuV/m)	Factor (dB)	Limit (dBuV/m)	Margin (dB)	Detector	Table (Degree)	Height (cm)	Antenna	Verdict
1	1499.200	39.19	-17.09	74.0	34.81	Peak	228.00	300	Horizontal	Pass
1**	1499.200	29.32	-17.09	54.0	24.68	AV	228.00	300	Horizontal	Pass
2	4387.600	50.51	-3.37	74.0	23.49	Peak	89.00	300	Horizontal	Pass
2**	4387.600	42.74	-3.37	54.0	11.26	AV	89.00	300	Horizontal	Pass
3	5747.200	110.04	-2.21	--	--	Peak	184.00	150	Horizontal	N/A
3**	5747.200	102.15	-2.21	--	--	AV	184.00	150	Horizontal	N/A
4	7354.200	50.57	-3.78	74.0	23.43	Peak	170.00	200	Horizontal	Pass
4**	7354.200	40.45	-3.78	54.0	13.55	AV	170.00	200	Horizontal	Pass
5	12310.700	53.67	1.37	74.0	20.33	Peak	360.00	200	Horizontal	Pass
5**	12310.700	44.04	1.37	54.0	9.96	AV	360.00	200	Horizontal	Pass
6	15559.276	55.75	1.06	74.0	18.25	Peak	0.00	150	Horizontal	Pass
6**	15559.276	45.86	1.06	54.0	8.14	AV	0.00	150	Horizontal	Pass

11n20, U-NII-3, 1 GHz to 18 GHz, Low Channel, ANT V

No.	Frequency (MHz)	Results (dBuV/m)	Factor (dB)	Limit (dBuV/m)	Margin (dB)	Detector	Table (Degree)	Height (cm)	Antenna	Verdict
1	1621.300	40.10	-16.94	74.0	33.90	Peak	360.00	400	Vertical	Pass
1**	1621.300	30.35	-16.94	54.0	23.65	AV	360.00	400	Vertical	Pass
2	4392.400	51.43	-3.55	74.0	22.57	Peak	355.00	300	Vertical	Pass
2**	4392.400	41.59	-3.55	54.0	12.41	AV	355.00	300	Vertical	Pass
3	5746.000	103.97	-2.21	--	--	Peak	203.00	150	Vertical	N/A
3**	5746.000	95.81	-2.21	--	--	AV	203.00	150	Vertical	N/A
4	7333.212	50.10	-3.14	74.0	23.90	Peak	46.00	400	Vertical	Pass
4**	7333.212	40.66	-3.14	54.0	13.34	AV	46.00	400	Vertical	Pass
5	12396.375	53.75	1.60	74.0	20.25	Peak	205.00	200	Vertical	Pass
5**	12396.375	44.11	1.60	54.0	9.89	AV	205.00	200	Vertical	Pass
6	16098.187	55.89	1.25	74.0	18.11	Peak	331.00	300	Vertical	Pass
6**	16098.187	47.15	1.25	54.0	6.85	AV	331.00	300	Vertical	Pass

11n20, U-NII-3, 1 GHz to 18 GHz, Middle Channel, ANT H

No.	Frequency (MHz)	Results (dBuV/m)	Factor (dB)	Limit (dBuV/m)	Margin (dB)	Detector	Table (Degree)	Height (cm)	Antenna	Verdict
1	1498.000	39.36	-17.17	74.0	34.64	Peak	57.00	400	Horizontal	Pass
1**	1498.000	29.78	-17.17	54.0	24.22	AV	57.00	400	Horizontal	Pass
2	4379.400	50.74	-3.32	74.0	23.26	Peak	305.00	300	Horizontal	Pass
2**	4379.400	41.94	-3.32	54.0	12.06	AV	305.00	300	Horizontal	Pass
3	5783.200	110.76	-1.46	--	--	Peak	7.00	150	Horizontal	N/A
3**	5783.200	102.91	-1.46	--	--	AV	7.00	150	Horizontal	N/A
4	7336.088	50.57	-3.18	74.0	23.43	Peak	286.00	100	Horizontal	Pass
4**	7336.088	41.45	-3.18	54.0	12.55	AV	286.00	100	Horizontal	Pass
5	12601.075	53.50	1.90	74.0	20.50	Peak	221.00	200	Horizontal	Pass
5**	12601.075	44.74	1.90	54.0	9.26	AV	221.00	200	Horizontal	Pass
6	16106.588	55.75	0.91	74.0	18.25	Peak	351.00	300	Horizontal	Pass
6**	16106.588	46.78	0.91	54.0	7.22	AV	351.00	300	Horizontal	Pass

11n20, U-NII-3, 1 GHz to 18 GHz, Middle Channel, ANT V

No.	Frequency (MHz)	Results (dBuV/m)	Factor (dB)	Limit (dBuV/m)	Margin (dB)	Detector	Table (Degree)	Height (cm)	Antenna	Verdict
1	1495.300	39.65	-16.86	74.0	34.35	Peak	43.00	300	Vertical	Pass
1**	1495.300	29.55	-16.86	54.0	24.45	AV	43.00	300	Vertical	Pass
2	4385.800	50.61	-3.33	74.0	23.39	Peak	360.00	300	Vertical	Pass
2**	4385.800	41.82	-3.33	54.0	12.18	AV	360.00	300	Vertical	Pass
3	5788.200	104.30	-1.71	--	--	Peak	329.00	150	Vertical	N/A
3**	5788.200	96.03	-1.71	--	--	AV	329.00	150	Vertical	N/A
4	7331.775	49.53	-3.31	74.0	24.47	Peak	221.00	300	Vertical	Pass
4**	7331.775	41.24	-3.31	54.0	12.76	AV	221.00	300	Vertical	Pass
5	12356.412	53.29	1.17	74.0	20.71	Peak	316.00	100	Vertical	Pass
5**	12356.412	43.77	1.17	54.0	10.23	AV	316.00	100	Vertical	Pass
6	15854.850	56.14	1.20	74.0	17.86	Peak	200.00	300	Vertical	Pass
6**	15854.850	46.94	1.20	54.0	7.06	AV	200.00	300	Vertical	Pass

11n20, U-NII-3, 1 GHz to 18 GHz, High Channel, ANT H

No.	Frequency (MHz)	Results (dBuV/m)	Factor (dB)	Limit (dBuV/m)	Margin (dB)	Detector	Table (Degree)	Height (cm)	Antenna	Verdict
1	1487.400	38.57	-16.80	74.0	35.43	Peak	90.00	200	Horizontal	Pass
1**	1487.400	29.21	-16.80	54.0	24.79	AV	90.00	200	Horizontal	Pass
2	4239.000	50.51	-4.13	74.0	23.49	Peak	269.00	400	Horizontal	Pass
2**	4239.000	40.89	-4.13	54.0	13.11	AV	269.00	400	Horizontal	Pass
3	5825.600	106.55	-2.07	--	--	Peak	173.00	150	Horizontal	N/A
3**	5825.600	98.22	-2.07	--	--	AV	173.00	150	Horizontal	N/A
4	7610.650	51.89	-2.91	74.0	22.11	Peak	204.00	300	Horizontal	Pass
4**	7610.650	39.92	-2.91	54.0	14.08	AV	204.00	300	Horizontal	Pass
5	12282.526	53.66	1.79	74.0	20.34	Peak	109.00	100	Horizontal	Pass
5**	12282.526	44.15	1.79	54.0	9.85	AV	109.00	100	Horizontal	Pass
6	16118.662	56.33	0.63	74.0	17.67	Peak	292.00	300	Horizontal	Pass
6**	16118.662	45.87	0.63	54.0	8.13	AV	292.00	300	Horizontal	Pass

11n20, U-NII-3, 1 GHz to 18 GHz, High Channel, ANT V

No.	Frequency (MHz)	Results (dBuV/m)	Factor (dB)	Limit (dBuV/m)	Margin (dB)	Detector	Table (Degree)	Height (cm)	Antenna	Verdict
1	1477.400	39.08	-17.20	74.0	34.92	Peak	293.00	300	Vertical	Pass
1**	1477.400	29.62	-17.20	54.0	24.38	AV	293.00	300	Vertical	Pass
2	4388.600	50.90	-3.39	74.0	23.10	Peak	0.00	300	Vertical	Pass
2**	4388.600	42.34	-3.39	54.0	11.66	AV	0.00	300	Vertical	Pass
3	5825.800	99.50	-2.06	--	--	Peak	328.00	200	Vertical	N/A
3**	5825.800	91.53	-2.06	--	--	AV	328.00	200	Vertical	N/A
4	7626.750	49.47	-2.67	74.0	24.53	Peak	360.00	200	Vertical	Pass
4**	7626.750	41.70	-2.67	54.0	12.30	AV	360.00	200	Vertical	Pass
5	12281.088	53.64	1.80	74.0	20.36	Peak	300.00	100	Vertical	Pass
5**	12281.088	44.47	1.80	54.0	9.53	AV	300.00	100	Vertical	Pass
6	16023.638	56.29	0.63	74.0	17.71	Peak	254.00	300	Vertical	Pass
6**	16023.638	47.30	0.63	54.0	6.70	AV	254.00	300	Vertical	Pass

11n40, U-NII-3, 1 GHz to 18 GHz, Low Channel, ANT H

No.	Frequency (MHz)	Results (dBuV/m)	Factor (dB)	Limit (dBuV/m)	Margin (dB)	Detector	Table (Degree)	Height (cm)	Antenna	Verdict
1	1496.700	39.02	-16.93	74.0	34.98	Peak	358.00	300	Horizontal	Pass
1**	1496.700	29.95	-16.93	54.0	24.05	AV	358.00	300	Horizontal	Pass
2	4343.800	50.08	-3.69	74.0	23.92	Peak	360.00	100	Horizontal	Pass
2**	4343.800	41.74	-3.69	54.0	12.26	AV	360.00	100	Horizontal	Pass
3	5760.200	103.30	-1.68	--	--	Peak	181.00	100	Horizontal	N/A
3**	5760.200	94.70	-1.68	--	--	AV	181.00	100	Horizontal	N/A
4	7445.913	50.05	-3.12	74.0	23.95	Peak	268.00	300	Horizontal	Pass
4**	7445.913	40.98	-3.12	54.0	13.02	AV	268.00	300	Horizontal	Pass
5	11948.738	53.89	1.43	74.0	20.11	Peak	283.00	100	Horizontal	Pass
5**	11948.738	44.55	1.43	54.0	9.45	AV	283.00	100	Horizontal	Pass
6	15798.150	56.60	2.27	74.0	17.40	Peak	311.00	400	Horizontal	Pass
6**	15798.150	46.86	2.27	54.0	7.14	AV	311.00	400	Horizontal	Pass

11n40, U-NII-3, 1 GHz to 18 GHz, Low Channel, ANT V

No.	Frequency (MHz)	Results (dBuV/m)	Factor (dB)	Limit (dBuV/m)	Margin (dB)	Detector	Table (Degree)	Height (cm)	Antenna	Verdict
1	1599.600	39.94	-17.50	74.0	34.06	Peak	105.00	100	Vertical	Pass
1**	1599.600	30.89	-17.50	54.0	23.11	AV	105.00	100	Vertical	Pass
2	4379.200	50.29	-3.34	74.0	23.71	Peak	173.00	300	Vertical	Pass
2**	4379.200	41.59	-3.34	54.0	12.41	AV	173.00	300	Vertical	Pass
3	5757.000	98.03	-1.80	--	--	Peak	337.00	150	Vertical	N/A
3**	5757.000	90.39	-1.80	--	--	AV	337.00	150	Vertical	N/A
4	7334.362	50.16	-3.19	74.0	23.84	Peak	26.00	200	Vertical	Pass
4**	7334.362	41.26	-3.19	54.0	12.74	AV	26.00	200	Vertical	Pass
5	12317.025	54.18	1.41	74.0	19.82	Peak	10.00	100	Vertical	Pass
5**	12317.025	44.06	1.41	54.0	9.94	AV	10.00	100	Vertical	Pass
6	15641.437	56.49	1.32	74.0	17.51	Peak	14.00	400	Vertical	Pass
6**	15641.437	46.46	1.32	54.0	7.54	AV	14.00	400	Vertical	Pass

11n40, U-NII-3, 1 GHz to 18 GHz, High Channel, ANT H

No.	Frequency (MHz)	Results (dBuV/m)	Factor (dB)	Limit (dBuV/m)	Margin (dB)	Detector	Table (Degree)	Height (cm)	Antenna	Verdict
1	1457.900	39.91	-16.96	74.0	34.09	Peak	141.00	100	Horizontal	Pass
1**	1457.900	29.13	-16.96	54.0	24.87	AV	141.00	100	Horizontal	Pass
2	4366.000	49.85	-3.87	74.0	24.15	Peak	0.00	100	Horizontal	Pass
2**	4366.000	41.03	-3.87	54.0	12.97	AV	0.00	100	Horizontal	Pass
3	5793.200	107.06	-1.83	--	--	Peak	0.00	150	Horizontal	N/A
3**	5793.200	99.67	-1.83	--	--	AV	0.00	150	Horizontal	N/A
4	7345.288	50.19	-3.50	74.0	23.81	Peak	63.00	400	Horizontal	Pass
4**	7345.288	40.36	-3.50	54.0	13.64	AV	63.00	400	Horizontal	Pass
5	12325.075	53.27	1.42	74.0	20.73	Peak	79.00	150	Horizontal	Pass
5**	12325.075	43.75	1.42	54.0	10.25	AV	79.00	150	Horizontal	Pass
6	15851.963	57.08	1.28	74.0	16.92	Peak	181.00	300	Horizontal	Pass
6**	15851.963	47.86	1.28	54.0	6.14	AV	181.00	300	Horizontal	Pass

11n40, U-NII-3, 1 GHz to 18 GHz, High Channel, ANT V

No.	Frequency (MHz)	Results (dBuV/m)	Factor (dB)	Limit (dBuV/m)	Margin (dB)	Detector	Table (Degree)	Height (cm)	Antenna	Verdict
1	1518.600	38.86	-17.21	74.0	35.14	Peak	238.00	100	Vertical	Pass
1**	1518.600	29.71	-17.21	54.0	24.29	AV	238.00	100	Vertical	Pass
2	4367.800	50.31	-3.84	74.0	23.69	Peak	88.00	200	Vertical	Pass
2**	4367.800	41.54	-3.84	54.0	12.46	AV	88.00	200	Vertical	Pass
3	5789.800	100.72	-1.82	--	--	Peak	323.00	100	Vertical	N/A
3**	5789.800	94.52	-1.82	--	--	AV	323.00	100	Vertical	N/A
4	7339.825	50.47	-2.95	74.0	23.53	Peak	61.00	300	Vertical	Pass
4**	7339.825	40.70	-2.95	54.0	13.30	AV	61.00	300	Vertical	Pass
5	11949.312	53.41	1.42	74.0	20.59	Peak	220.00	200	Vertical	Pass
5**	11949.312	43.85	1.42	54.0	10.15	AV	220.00	200	Vertical	Pass
6	15793.162	56.01	2.11	74.0	17.99	Peak	89.00	200	Vertical	Pass
6**	15793.162	46.94	2.11	54.0	7.06	AV	89.00	200	Vertical	Pass

11ac20, U-NII-3, 1 GHz to 18 GHz, Low Channel, ANT H

No.	Frequency (MHz)	Results (dBuV/m)	Factor (dB)	Limit (dBuV/m)	Margin (dB)	Detector	Table (Degree)	Height (cm)	Antenna	Verdict
1	1571.000	38.55	-17.02	74.0	35.45	Peak	176.00	300	Horizontal	Pass
1**	1571.000	29.27	-17.02	54.0	24.73	AV	176.00	300	Horizontal	Pass
2	4237.400	50.05	-4.13	74.0	23.95	Peak	288.00	200	Horizontal	Pass
2**	4237.400	40.20	-4.13	54.0	13.80	AV	288.00	200	Horizontal	Pass
3	5744.000	111.67	-2.06	--	--	Peak	0.00	100	Horizontal	N/A
3**	5744.000	104.20	-2.06	--	--	AV	0.00	100	Horizontal	N/A
4	7340.400	49.60	-3.01	74.0	24.40	Peak	77.00	400	Horizontal	Pass
4**	7340.400	41.09	-3.01	54.0	12.91	AV	77.00	400	Horizontal	Pass
5	11666.413	52.98	0.19	74.0	21.02	Peak	219.00	100	Horizontal	Pass
5**	11666.413	43.23	0.19	54.0	10.77	AV	219.00	100	Horizontal	Pass
6	15797.625	55.90	2.26	74.0	18.10	Peak	52.00	300	Horizontal	Pass
6**	15797.625	47.46	2.26	54.0	6.54	AV	52.00	300	Horizontal	Pass

11ac20, U-NII-3, 1 GHz to 18 GHz, Low Channel, ANT V

No.	Frequency (MHz)	Results (dBuV/m)	Factor (dB)	Limit (dBuV/m)	Margin (dB)	Detector	Table (Degree)	Height (cm)	Antenna	Verdict
1	1590.500	38.85	-17.26	74.0	35.15	Peak	323.00	400	Vertical	Pass
1**	1590.500	29.58	-17.26	54.0	24.42	AV	323.00	400	Vertical	Pass
2	4229.200	50.15	-3.91	74.0	23.85	Peak	89.00	400	Vertical	Pass
2**	4229.200	40.80	-3.91	54.0	13.20	AV	89.00	400	Vertical	Pass
3	5746.400	104.71	-2.21	--	--	Peak	182.00	150	Vertical	N/A
3**	5746.400	96.86	-2.21	--	--	AV	182.00	150	Vertical	N/A
4	7334.362	49.74	-3.19	74.0	24.26	Peak	219.00	400	Vertical	Pass
4**	7334.362	40.69	-3.19	54.0	13.31	AV	219.00	400	Vertical	Pass
5	12414.488	53.24	1.42	74.0	20.76	Peak	60.00	100	Vertical	Pass
5**	12414.488	43.15	1.42	54.0	10.85	AV	60.00	100	Vertical	Pass
6	16098.713	56.09	1.23	74.0	17.91	Peak	71.00	100	Vertical	Pass
6**	16098.713	46.23	1.23	54.0	7.77	AV	71.00	100	Vertical	Pass

11ac20, U-NII-3, 1 GHz to 18 GHz, Middle Channel, ANT H

No.	Frequency (MHz)	Results (dBuV/m)	Factor (dB)	Limit (dBuV/m)	Margin (dB)	Detector	Table (Degree)	Height (cm)	Antenna	Verdict
1	1524.900	38.86	-17.36	74.0	35.14	Peak	259.00	200	Horizontal	Pass
1**	1524.900	29.24	-17.36	54.0	24.76	AV	259.00	200	Horizontal	Pass
2	4343.800	50.47	-3.69	74.0	23.53	Peak	79.00	400	Horizontal	Pass
2**	4343.800	41.11	-3.69	54.0	12.89	AV	79.00	400	Horizontal	Pass
3	5783.600	111.40	-1.51	--	--	Peak	0.00	200	Horizontal	N/A
3**	5783.600	104.63	-1.51	--	--	AV	0.00	200	Horizontal	N/A
4	7511.175	49.30	-3.20	74.0	24.70	Peak	299.00	200	Horizontal	Pass
4**	7511.175	40.18	-3.20	54.0	13.82	AV	299.00	200	Horizontal	Pass
5	12237.388	53.91	1.11	74.0	20.09	Peak	172.00	200	Horizontal	Pass
5**	12237.388	43.71	1.11	54.0	10.29	AV	172.00	200	Horizontal	Pass
6	16081.388	56.14	1.61	74.0	17.86	Peak	258.00	300	Horizontal	Pass
6**	16081.388	47.82	1.61	54.0	6.18	AV	258.00	300	Horizontal	Pass

11ac20, U-NII-3, 1 GHz to 18 GHz, Middle Channel, ANT V

No.	Frequency (MHz)	Results (dBuV/m)	Factor (dB)	Limit (dBuV/m)	Margin (dB)	Detector	Table (Degree)	Height (cm)	Antenna	Verdict
1	1495.700	39.89	-16.85	74.0	34.11	Peak	105.00	100	Vertical	Pass
1**	1495.700	30.33	-16.85	54.0	23.67	AV	105.00	100	Vertical	Pass
2	4398.600	50.56	-4.58	74.0	23.44	Peak	287.00	300	Vertical	Pass
2**	4398.600	41.17	-4.58	54.0	12.83	AV	287.00	300	Vertical	Pass
3	5788.200	104.28	-1.71	--	--	Peak	339.00	200	Vertical	N/A
3**	5788.200	95.86	-1.71	--	--	AV	339.00	200	Vertical	N/A
4	7274.850	49.47	-2.92	74.0	24.53	Peak	43.00	400	Vertical	Pass
4**	7274.850	40.47	-2.92	54.0	13.53	AV	43.00	400	Vertical	Pass
5	12506.776	53.49	1.65	74.0	20.51	Peak	124.00	100	Vertical	Pass
5**	12506.776	43.46	1.65	54.0	10.54	AV	124.00	100	Vertical	Pass
6	16184.025	56.35	1.52	74.0	17.65	Peak	33.00	100	Vertical	Pass
6**	16184.025	46.25	1.52	54.0	7.75	AV	33.00	100	Vertical	Pass

11ac20, U-NII-3, 1 GHz to 18 GHz, High Channel, ANT H

No.	Frequency (MHz)	Results (dBuV/m)	Factor (dB)	Limit (dBuV/m)	Margin (dB)	Detector	Table (Degree)	Height (cm)	Antenna	Verdict
1	1531.500	39.40	-17.20	74.0	34.60	Peak	324.00	100	Horizontal	Pass
1**	1531.500	28.93	-17.20	54.0	25.07	AV	324.00	100	Horizontal	Pass
2	4366.000	49.88	-3.87	74.0	24.12	Peak	304.00	300	Horizontal	Pass
2**	4366.000	41.50	-3.87	54.0	12.50	AV	304.00	300	Horizontal	Pass
3	5823.000	110.84	-2.13	--	--	Peak	360.00	100	Horizontal	N/A
3**	5823.000	103.18	-2.13	--	--	AV	360.00	100	Horizontal	N/A
4	7457.700	49.20	-3.67	74.0	24.80	Peak	0.00	400	Horizontal	Pass
4**	7457.700	39.69	-3.67	54.0	14.31	AV	0.00	400	Horizontal	Pass
5	11942.412	53.09	1.62	74.0	20.91	Peak	156.00	200	Horizontal	Pass
5**	11942.412	44.04	1.62	54.0	9.96	AV	156.00	200	Horizontal	Pass
6	16075.612	56.00	1.55	74.0	18.00	Peak	88.00	300	Horizontal	Pass
6**	16075.612	46.88	1.55	54.0	7.12	AV	88.00	300	Horizontal	Pass

11ac20, U-NII-3, 1 GHz to 18 GHz, High Channel, ANT V

No.	Frequency (MHz)	Results (dBuV/m)	Factor (dB)	Limit (dBuV/m)	Margin (dB)	Detector	Table (Degree)	Height (cm)	Antenna	Verdict
1	1497.400	39.39	-17.06	74.0	34.61	Peak	100.00	400	Vertical	Pass
1**	1497.400	29.04	-17.06	54.0	24.96	AV	100.00	400	Vertical	Pass
2	3991.000	50.26	-4.63	74.0	23.74	Peak	46.00	300	Vertical	Pass
2**	3991.000	40.05	-4.63	54.0	13.95	AV	46.00	300	Vertical	Pass
3	5826.600	104.04	-2.01	--	--	Peak	180.00	200	Vertical	N/A
3**	5826.600	96.18	-2.01	--	--	AV	180.00	200	Vertical	N/A
4	7280.888	49.94	-3.08	74.0	24.06	Peak	0.00	100	Vertical	Pass
4**	7280.888	40.00	-3.08	54.0	14.00	AV	0.00	100	Vertical	Pass
5	11952.763	53.31	1.27	74.0	20.69	Peak	252.00	200	Vertical	Pass
5**	11952.763	43.24	1.27	54.0	10.76	AV	252.00	200	Vertical	Pass
6	15661.125	56.17	1.29	74.0	17.83	Peak	69.00	100	Vertical	Pass
6**	15661.125	46.57	1.29	54.0	7.43	AV	69.00	100	Vertical	Pass

11ac40, U-NII-3, 1 GHz to 18 GHz, Low Channel, ANT H

No.	Frequency (MHz)	Results (dBuV/m)	Factor (dB)	Limit (dBuV/m)	Margin (dB)	Detector	Table (Degree)	Height (cm)	Antenna	Verdict
1	1465.500	39.57	-17.39	74.0	34.43	Peak	94.00	200	Horizontal	Pass
1**	1465.500	28.75	-17.39	54.0	25.25	AV	94.00	200	Horizontal	Pass
2	4387.000	50.53	-3.33	74.0	23.47	Peak	343.00	400	Horizontal	Pass
2**	4387.000	42.05	-3.33	54.0	11.95	AV	343.00	400	Horizontal	Pass
3	5752.600	108.56	-1.93	--	--	Peak	16.00	100	Horizontal	N/A
3**	5752.600	100.79	-1.93	--	--	AV	16.00	100	Horizontal	N/A
4	7552.575	49.67	-2.89	74.0	24.33	Peak	62.00	100	Horizontal	Pass
4**	7552.575	40.31	-2.89	54.0	13.69	AV	62.00	100	Horizontal	Pass
5	12285.688	53.37	1.76	74.0	20.63	Peak	299.00	150	Horizontal	Pass
5**	12285.688	44.81	1.76	54.0	9.19	AV	299.00	150	Horizontal	Pass
6	15689.737	55.95	1.31	74.0	18.05	Peak	274.00	200	Horizontal	Pass
6**	15689.737	45.65	1.31	54.0	8.35	AV	274.00	200	Horizontal	Pass

11ac40, U-NII-3, 1 GHz to 18 GHz, Low Channel, ANT V

No.	Frequency (MHz)	Results (dBuV/m)	Factor (dB)	Limit (dBuV/m)	Margin (dB)	Detector	Table (Degree)	Height (cm)	Antenna	Verdict
1	1508.900	39.71	-17.17	74.0	34.29	Peak	341.00	200	Vertical	Pass
1**	1508.900	29.25	-17.17	54.0	24.75	AV	341.00	200	Vertical	Pass
2	4366.200	50.44	-3.86	74.0	23.56	Peak	273.00	200	Vertical	Pass
2**	4366.200	40.97	-3.86	54.0	13.03	AV	273.00	200	Vertical	Pass
3	5757.400	102.11	-1.74	--	--	Peak	182.00	100	Vertical	N/A
3**	5757.400	94.32	-1.74	--	--	AV	182.00	100	Vertical	N/A
4	7383.525	49.71	-3.51	74.0	24.29	Peak	0.00	400	Vertical	Pass
4**	7383.525	40.80	-3.51	54.0	13.20	AV	0.00	400	Vertical	Pass
5	12277.349	53.49	1.71	74.0	20.51	Peak	284.00	100	Vertical	Pass
5**	12277.349	44.60	1.71	54.0	9.40	AV	284.00	100	Vertical	Pass
6	15859.838	56.41	0.93	74.0	17.59	Peak	89.00	100	Vertical	Pass
6**	15859.838	46.48	0.93	54.0	7.52	AV	89.00	100	Vertical	Pass

11ac40, U-NII-3, 1 GHz to 18 GHz, High Channel, ANT H

No.	Frequency (MHz)	Results (dBuV/m)	Factor (dB)	Limit (dBuV/m)	Margin (dB)	Detector	Table (Degree)	Height (cm)	Antenna	Verdict
1	1527.900	39.22	-17.04	74.0	34.78	Peak	300.00	200	Horizontal	Pass
1**	1527.900	29.54	-17.04	54.0	24.46	AV	300.00	200	Horizontal	Pass
2	4384.000	50.73	-3.64	74.0	23.27	Peak	140.00	100	Horizontal	Pass
2**	4384.000	41.31	-3.64	54.0	12.69	AV	140.00	100	Horizontal	Pass
3	5792.400	107.19	-1.87	--	--	Peak	360.00	100	Horizontal	N/A
3**	5792.400	99.94	-1.87	--	--	AV	360.00	100	Horizontal	N/A
4	7495.650	50.00	-3.56	74.0	24.00	Peak	360.00	100	Horizontal	Pass
4**	7495.650	39.73	-3.56	54.0	14.27	AV	360.00	100	Horizontal	Pass
5	11950.463	53.55	1.38	74.0	20.45	Peak	95.00	150	Horizontal	Pass
5**	11950.463	43.64	1.38	54.0	10.36	AV	95.00	150	Horizontal	Pass
6	16195.049	56.38	1.60	74.0	17.62	Peak	163.00	300	Horizontal	Pass
6**	16195.049	45.70	1.60	54.0	8.30	AV	163.00	300	Horizontal	Pass

11ac40, U-NII-3, 1 GHz to 18 GHz, High Channel, ANT V

No.	Frequency (MHz)	Results (dBuV/m)	Factor (dB)	Limit (dBuV/m)	Margin (dB)	Detector	Table (Degree)	Height (cm)	Antenna	Verdict
1	1496.700	39.66	-16.93	74.0	34.34	Peak	112.00	400	Vertical	Pass
1**	1496.700	29.98	-16.93	54.0	24.02	AV	112.00	400	Vertical	Pass
2	4379.600	50.14	-3.30	74.0	23.86	Peak	192.00	400	Vertical	Pass
2**	4379.600	41.52	-3.30	54.0	12.48	AV	192.00	400	Vertical	Pass
3	5788.400	100.44	-1.71	--	--	Peak	327.00	150	Vertical	N/A
3**	5788.400	92.28	-1.71	--	--	AV	327.00	150	Vertical	N/A
4	7513.763	49.87	-3.37	74.0	24.13	Peak	44.00	300	Vertical	Pass
4**	7513.763	40.29	-3.37	54.0	13.71	AV	44.00	300	Vertical	Pass
5	12319.901	53.23	1.42	74.0	20.77	Peak	360.00	200	Vertical	Pass
5**	12319.901	43.76	1.42	54.0	10.24	AV	360.00	200	Vertical	Pass
6	16068.525	56.05	1.28	74.0	17.95	Peak	0.00	100	Vertical	Pass
6**	16068.525	46.44	1.28	54.0	7.56	AV	0.00	100	Vertical	Pass

11ac80, U-NII-3, 1 GHz to 18 GHz, Middle Channel, ANT H

No.	Frequency (MHz)	Results (dBuV/m)	Factor (dB)	Limit (dBuV/m)	Margin (dB)	Detector	Table (Degree)	Height (cm)	Antenna	Verdict
1	1589.400	39.02	-17.18	74.0	34.98	Peak	83.00	400	Horizontal	Pass
1**	1589.400	29.29	-17.18	54.0	24.71	AV	83.00	400	Horizontal	Pass
2	4195.800	50.00	-4.76	74.0	24.00	Peak	360.00	200	Horizontal	Pass
2**	4195.800	40.18	-4.76	54.0	13.82	AV	360.00	200	Horizontal	Pass
3	5772.600	104.23	-2.06	--	--	Peak	18.00	150	Horizontal	N/A
3**	5772.600	97.00	-2.06	--	--	AV	18.00	150	Horizontal	N/A
4	7357.938	49.84	-3.79	74.0	24.16	Peak	47.00	200	Horizontal	Pass
4**	7357.938	41.35	-3.79	54.0	12.65	AV	47.00	200	Horizontal	Pass
5	12241.125	53.87	1.05	74.0	20.13	Peak	94.00	200	Horizontal	Pass
5**	12241.125	44.12	1.05	54.0	9.88	AV	94.00	200	Horizontal	Pass
6	15849.862	56.42	1.33	74.0	17.58	Peak	292.00	200	Horizontal	Pass
6**	15849.862	46.14	1.33	54.0	7.86	AV	292.00	200	Horizontal	Pass

11ac80, U-NII-3, 1 GHz to 18 GHz, Middle Channel, ANT V

No.	Frequency (MHz)	Results (dBuV/m)	Factor (dB)	Limit (dBuV/m)	Margin (dB)	Detector	Table (Degree)	Height (cm)	Antenna	Verdict
1	1564.400	39.10	-17.31	74.0	34.90	Peak	261.00	400	Vertical	Pass
1**	1564.400	29.28	-17.31	54.0	24.72	AV	261.00	400	Vertical	Pass
2	4290.600	50.62	-4.44	74.0	23.38	Peak	323.00	400	Vertical	Pass
2**	4290.600	40.59	-4.44	54.0	13.41	AV	323.00	400	Vertical	Pass
3	5769.600	100.21	-1.77	--	--	Peak	342.00	100	Vertical	N/A
3**	5769.600	92.92	-1.77	--	--	AV	342.00	100	Vertical	N/A
4	7729.675	50.24	-2.51	74.0	23.76	Peak	316.00	400	Vertical	Pass
4**	7729.675	40.62	-2.51	54.0	13.38	AV	316.00	400	Vertical	Pass
5	12257.512	53.29	1.03	74.0	20.71	Peak	268.00	150	Vertical	Pass
5**	12257.512	43.36	1.03	54.0	10.64	AV	268.00	150	Vertical	Pass
6	15869.287	56.00	0.64	74.0	18.00	Peak	360.00	100	Vertical	Pass
6**	15869.287	46.55	0.64	54.0	7.45	AV	360.00	100	Vertical	Pass

11ax20 (SU), U-NII-3, 1 GHz to 18 GHz, Low Channel, ANT H

No.	Frequency (MHz)	Results (dBuV/m)	Factor (dB)	Limit (dBuV/m)	Margin (dB)	Detector	Table (Degree)	Height (cm)	Antenna	Verdict
1	1500.000	39.00	-16.94	74.0	35.00	Peak	293.00	300	Horizontal	Pass
1**	1500.000	29.31	-16.94	54.0	24.69	AV	293.00	300	Horizontal	Pass
2	4391.000	50.16	-3.38	74.0	23.84	Peak	261.00	200	Horizontal	Pass
2**	4391.000	41.41	-3.38	54.0	12.59	AV	261.00	200	Horizontal	Pass
3	5744.200	111.27	-2.07	--	--	Peak	47.00	100	Horizontal	N/A
3**	5744.200	101.70	-2.07	--	--	AV	47.00	100	Horizontal	N/A
4	7428.375	49.44	-3.36	74.0	24.56	Peak	93.00	300	Horizontal	Pass
4**	7428.375	39.71	-3.36	54.0	14.29	AV	93.00	300	Horizontal	Pass
5	12284.250	53.74	1.78	74.0	20.26	Peak	268.00	100	Horizontal	Pass
5**	12284.250	44.23	1.78	54.0	9.77	AV	268.00	100	Horizontal	Pass
6	15669.262	55.81	1.41	74.0	18.19	Peak	257.00	100	Horizontal	Pass
6**	15669.262	47.29	1.41	54.0	6.71	AV	257.00	100	Horizontal	Pass

11ax20 (SU), U-NII-3, 1 GHz to 18 GHz, Low Channel, ANT V

No.	Frequency (MHz)	Results (dBuV/m)	Factor (dB)	Limit (dBuV/m)	Margin (dB)	Detector	Table (Degree)	Height (cm)	Antenna	Verdict
1	1509.900	38.77	-17.19	74.0	35.23	Peak	255.00	400	Vertical	Pass
1**	1509.900	29.23	-17.19	54.0	24.77	AV	255.00	400	Vertical	Pass
2	4378.200	50.20	-3.44	74.0	23.80	Peak	326.00	200	Vertical	Pass
2**	4378.200	41.04	-3.44	54.0	12.96	AV	326.00	200	Vertical	Pass
3	5747.800	105.65	-2.21	--	--	Peak	336.00	100	Vertical	N/A
3**	5747.800	95.52	-2.21	--	--	AV	336.00	100	Vertical	N/A
4	7450.800	49.36	-3.19	74.0	24.64	Peak	0.00	100	Vertical	Pass
4**	7450.800	41.04	-3.19	54.0	12.96	AV	0.00	100	Vertical	Pass
5	12313.000	53.59	1.39	74.0	20.41	Peak	142.00	200	Vertical	Pass
5**	12313.000	44.12	1.39	54.0	9.88	AV	142.00	200	Vertical	Pass
6	15802.350	55.96	2.30	74.0	18.04	Peak	32.00	100	Vertical	Pass
6**	15802.350	46.84	2.30	54.0	7.16	AV	32.00	100	Vertical	Pass

11ax20 (SU), U-NII-3, 1 GHz to 18 GHz, Middle Channel, ANT H

No.	Frequency (MHz)	Results (dBuV/m)	Factor (dB)	Limit (dBuV/m)	Margin (dB)	Detector	Table (Degree)	Height (cm)	Antenna	Verdict
1	1454.800	38.52	-17.17	74.0	35.48	Peak	266.00	100	Horizontal	Pass
1**	1454.800	29.37	-17.17	54.0	24.63	AV	266.00	100	Horizontal	Pass
2	4370.400	50.37	-4.12	74.0	23.63	Peak	230.00	100	Horizontal	Pass
2**	4370.400	41.35	-4.12	54.0	12.65	AV	230.00	100	Horizontal	Pass
3	5782.800	111.34	-1.40	--	--	Peak	0.00	150	Horizontal	N/A
3**	5782.800	102.79	-1.40	--	--	AV	0.00	150	Horizontal	N/A
4	7273.413	49.94	-2.90	74.0	24.06	Peak	127.00	200	Horizontal	Pass
4**	7273.413	40.12	-2.90	54.0	13.88	AV	127.00	200	Horizontal	Pass
5	12602.512	53.89	1.91	74.0	20.11	Peak	142.00	200	Horizontal	Pass
5**	12602.512	43.93	1.91	54.0	10.07	AV	142.00	200	Horizontal	Pass
6	15850.387	55.53	1.32	74.0	18.47	Peak	327.00	100	Horizontal	Pass
6**	15850.387	46.97	1.32	54.0	7.03	AV	327.00	100	Horizontal	Pass

11ax20 (SU), U-NII-3, 1 GHz to 18 GHz, Middle Channel, ANT V

No.	Frequency (MHz)	Results (dBuV/m)	Factor (dB)	Limit (dBuV/m)	Margin (dB)	Detector	Table (Degree)	Height (cm)	Antenna	Verdict
1	1488.800	38.65	-16.78	74.0	35.35	Peak	112.00	400	Vertical	Pass
1**	1488.800	29.74	-16.78	54.0	24.26	AV	112.00	400	Vertical	Pass
2	4283.000	50.26	-4.58	74.0	23.74	Peak	344.00	200	Vertical	Pass
2**	4283.000	41.12	-4.58	54.0	12.88	AV	344.00	200	Vertical	Pass
3	5781.400	104.18	-1.49	--	--	Peak	313.00	100	Vertical	N/A
3**	5781.400	94.69	-1.49	--	--	AV	313.00	100	Vertical	N/A
4	7450.800	49.64	-3.19	74.0	24.36	Peak	300.00	200	Vertical	Pass
4**	7450.800	40.56	-3.19	54.0	13.44	AV	300.00	200	Vertical	Pass
5	12283.675	53.24	1.78	74.0	20.76	Peak	332.00	100	Vertical	Pass
5**	12283.675	44.22	1.78	54.0	9.78	AV	332.00	100	Vertical	Pass
6	15865.349	56.44	0.80	74.0	17.56	Peak	258.00	200	Vertical	Pass
6**	15865.349	47.04	0.80	54.0	6.96	AV	258.00	200	Vertical	Pass

11ax20 (SU), U-NII-3, 1 GHz to 18 GHz, High Channel, ANT H

No.	Frequency (MHz)	Results (dBuV/m)	Factor (dB)	Limit (dBuV/m)	Margin (dB)	Detector	Table (Degree)	Height (cm)	Antenna	Verdict
1	1499.200	38.78	-17.09	74.0	35.22	Peak	159.00	100	Horizontal	Pass
1**	1499.200	29.20	-17.09	54.0	24.80	AV	159.00	100	Horizontal	Pass
2	3994.400	49.91	-4.30	74.0	24.09	Peak	131.00	200	Horizontal	Pass
2**	3994.400	40.15	-4.30	54.0	13.85	AV	131.00	200	Horizontal	Pass
3	5824.200	111.39	-2.13	--	--	Peak	17.00	100	Horizontal	N/A
3**	5824.200	102.01	-2.13	--	--	AV	17.00	100	Horizontal	N/A
4	7599.150	50.34	-2.90	74.0	23.66	Peak	221.00	400	Horizontal	Pass
4**	7599.150	39.84	-2.90	54.0	14.16	AV	221.00	400	Horizontal	Pass
5	12407.012	53.66	1.46	74.0	20.34	Peak	10.00	100	Horizontal	Pass
5**	12407.012	43.88	1.46	54.0	10.12	AV	10.00	100	Horizontal	Pass
6	15841.463	56.05	1.42	74.0	17.95	Peak	0.00	100	Horizontal	Pass
6**	15841.463	46.81	1.42	54.0	7.19	AV	0.00	100	Horizontal	Pass

11ax20 (SU), U-NII-3, 1 GHz to 18 GHz, High Channel, ANT V

No.	Frequency (MHz)	Results (dBuV/m)	Factor (dB)	Limit (dBuV/m)	Margin (dB)	Detector	Table (Degree)	Height (cm)	Antenna	Verdict
1	1607.300	38.96	-17.50	74.0	35.04	Peak	360.00	400	Vertical	Pass
1**	1607.300	29.85	-17.50	54.0	24.15	AV	360.00	400	Vertical	Pass
2	4392.200	50.87	-3.53	74.0	23.13	Peak	188.00	400	Vertical	Pass
2**	4392.200	41.73	-3.53	54.0	12.27	AV	188.00	400	Vertical	Pass
3	5818.600	105.42	-2.41	--	--	Peak	331.00	150	Vertical	N/A
3**	5818.600	95.24	-2.41	--	--	AV	331.00	150	Vertical	N/A
4	7325.162	49.34	-3.46	74.0	24.66	Peak	331.00	200	Vertical	Pass
4**	7325.162	40.49	-3.46	54.0	13.51	AV	331.00	200	Vertical	Pass
5	12312.713	53.44	1.39	74.0	20.56	Peak	202.00	100	Vertical	Pass
5**	12312.713	44.32	1.39	54.0	9.68	AV	202.00	100	Vertical	Pass
6	15648.263	55.63	1.20	74.0	18.37	Peak	254.00	200	Vertical	Pass
6**	15648.263	46.72	1.20	54.0	7.28	AV	254.00	200	Vertical	Pass

11ax40 (SU), U-NII-3, 1 GHz to 18 GHz, Low Channel, ANT H

No.	Frequency (MHz)	Results (dBuV/m)	Factor (dB)	Limit (dBuV/m)	Margin (dB)	Detector	Table (Degree)	Height (cm)	Antenna	Verdict
1	1603.600	39.98	-17.41	74.0	34.02	Peak	101.00	300	Horizontal	Pass
1**	1603.600	29.22	-17.41	54.0	24.78	AV	101.00	300	Horizontal	Pass
2	4390.000	50.98	-3.32	74.0	23.02	Peak	109.00	100	Horizontal	Pass
2**	4390.000	40.90	-3.32	54.0	13.10	AV	109.00	100	Horizontal	Pass
3	5753.200	107.03	-2.03	--	--	Peak	0.00	200	Horizontal	N/A
3**	5753.200	98.81	-2.03	--	--	AV	0.00	200	Horizontal	N/A
4	7445.913	49.65	-3.12	74.0	24.35	Peak	207.00	100	Horizontal	Pass
4**	7445.913	41.11	-3.12	54.0	12.89	AV	207.00	100	Horizontal	Pass
5	12267.288	53.14	1.36	74.0	20.86	Peak	126.00	100	Horizontal	Pass
5**	12267.288	43.85	1.36	54.0	10.15	AV	126.00	100	Horizontal	Pass
6	15495.224	56.40	1.05	74.0	17.60	Peak	258.00	300	Horizontal	Pass
6**	15495.224	46.73	1.05	54.0	7.27	AV	258.00	300	Horizontal	Pass

11ax40 (SU), U-NII-3, 1 GHz to 18 GHz, Low Channel, ANT V

No.	Frequency (MHz)	Results (dBuV/m)	Factor (dB)	Limit (dBuV/m)	Margin (dB)	Detector	Table (Degree)	Height (cm)	Antenna	Verdict
1	1498.800	39.19	-17.16	74.0	34.81	Peak	95.00	100	Vertical	Pass
1**	1498.800	28.81	-17.16	54.0	25.19	AV	95.00	100	Vertical	Pass
2	4367.000	50.22	-3.82	74.0	23.78	Peak	360.00	300	Vertical	Pass
2**	4367.000	41.10	-3.82	54.0	12.90	AV	360.00	300	Vertical	Pass
3	5759.400	101.58	-1.61	--	--	Peak	345.00	200	Vertical	N/A
3**	5759.400	94.78	-1.61	--	--	AV	345.00	200	Vertical	N/A
4	7366.850	49.99	-3.66	74.0	24.01	Peak	300.00	400	Vertical	Pass
4**	7366.850	39.89	-3.66	54.0	14.11	AV	300.00	400	Vertical	Pass
5	11940.400	53.27	1.68	74.0	20.73	Peak	110.00	150	Vertical	Pass
5**	11940.400	43.50	1.68	54.0	10.50	AV	110.00	150	Vertical	Pass
6	15848.549	55.85	1.34	74.0	18.15	Peak	312.00	200	Vertical	Pass
6**	15848.549	47.36	1.34	54.0	6.64	AV	312.00	200	Vertical	Pass

11ax40 (SU), U-NII-3, 1 GHz to 18 GHz, High Channel, ANT H

No.	Frequency (MHz)	Results (dBuV/m)	Factor (dB)	Limit (dBuV/m)	Margin (dB)	Detector	Table (Degree)	Height (cm)	Antenna	Verdict
1	1471.000	39.00	-17.38	74.0	35.00	Peak	138.00	400	Horizontal	Pass
1**	1471.000	29.11	-17.38	54.0	24.89	AV	138.00	400	Horizontal	Pass
2	4297.000	50.17	-3.98	74.0	23.83	Peak	254.00	200	Horizontal	Pass
2**	4297.000	41.04	-3.98	54.0	12.96	AV	254.00	200	Horizontal	Pass
3	5792.800	105.91	-1.86	--	--	Peak	7.00	100	Horizontal	N/A
3**	5792.800	98.42	-1.86	--	--	AV	7.00	100	Horizontal	N/A
4	7280.312	50.04	-2.95	74.0	23.96	Peak	360.00	400	Horizontal	Pass
4**	7280.312	40.60	-2.95	54.0	13.40	AV	360.00	400	Horizontal	Pass
5	12613.724	53.94	1.88	74.0	20.06	Peak	124.00	150	Horizontal	Pass
5**	12613.724	45.21	1.88	54.0	8.79	AV	124.00	150	Horizontal	Pass
6	15673.725	56.38	1.51	74.0	17.62	Peak	309.00	100	Horizontal	Pass
6**	15673.725	46.17	1.51	54.0	7.83	AV	309.00	100	Horizontal	Pass

11ax40 (SU), U-NII-3, 1 GHz to 18 GHz, High Channel, ANT V

No.	Frequency (MHz)	Results (dBuV/m)	Factor (dB)	Limit (dBuV/m)	Margin (dB)	Detector	Table (Degree)	Height (cm)	Antenna	Verdict
1	1500.700	40.21	-16.87	74.0	33.79	Peak	102.00	100	Vertical	Pass
1**	1500.700	29.82	-16.87	54.0	24.18	AV	102.00	100	Vertical	Pass
2	4343.000	49.89	-3.96	74.0	24.11	Peak	88.00	300	Vertical	Pass
2**	4343.000	41.13	-3.96	54.0	12.87	AV	88.00	300	Vertical	Pass
3	5798.400	102.11	-1.67	--	--	Peak	334.00	100	Vertical	N/A
3**	5798.400	93.04	-1.67	--	--	AV	334.00	100	Vertical	N/A
4	7451.375	50.53	-3.18	74.0	23.47	Peak	156.00	300	Vertical	Pass
4**	7451.375	41.11	-3.18	54.0	12.89	AV	156.00	300	Vertical	Pass
5	12320.187	53.16	1.43	74.0	20.84	Peak	299.00	200	Vertical	Pass
5**	12320.187	44.78	1.43	54.0	9.22	AV	299.00	200	Vertical	Pass
6	15805.500	55.91	2.26	74.0	18.09	Peak	51.00	200	Vertical	Pass
6**	15805.500	46.97	2.26	54.0	7.03	AV	51.00	200	Vertical	Pass

11ax80 (SU), U-NII-3, 1 GHz to 18 GHz, Middle Channel, ANT H

No.	Frequency (MHz)	Results (dBuV/m)	Factor (dB)	Limit (dBuV/m)	Margin (dB)	Detector	Table (Degree)	Height (cm)	Antenna	Verdict
1	1622.700	39.42	-16.94	74.0	34.58	Peak	8.00	400	Horizontal	Pass
1**	1622.700	29.51	-16.94	54.0	24.49	AV	8.00	400	Horizontal	Pass
2	4390.400	50.90	-3.30	74.0	23.10	Peak	109.00	400	Horizontal	Pass
2**	4390.400	41.44	-3.30	54.0	12.56	AV	109.00	400	Horizontal	Pass
3	5761.600	105.94	-1.72	--	--	Peak	16.00	100	Horizontal	N/A
3**	5761.600	97.04	-1.72	--	--	AV	16.00	100	Horizontal	N/A
4	7618.988	49.69	-2.68	74.0	24.31	Peak	76.00	200	Horizontal	Pass
4**	7618.988	40.85	-2.68	54.0	13.15	AV	76.00	200	Horizontal	Pass
5	11908.775	53.48	1.55	74.0	20.52	Peak	140.00	200	Horizontal	Pass
5**	11908.775	43.43	1.55	54.0	10.57	AV	140.00	200	Horizontal	Pass
6	16029.938	56.05	0.71	74.0	17.95	Peak	200.00	100	Horizontal	Pass
6**	16029.938	46.83	0.71	54.0	7.17	AV	200.00	100	Horizontal	Pass

11ax80 (SU), U-NII-3, 1 GHz to 18 GHz, Middle Channel, ANT V

No.	Frequency (MHz)	Results (dBuV/m)	Factor (dB)	Limit (dBuV/m)	Margin (dB)	Detector	Table (Degree)	Height (cm)	Antenna	Verdict
1	1568.800	39.06	-17.15	74.0	34.94	Peak	20.00	100	Vertical	Pass
1**	1568.800	29.12	-17.15	54.0	24.88	AV	20.00	100	Vertical	Pass
2	4388.000	50.07	-3.39	74.0	23.93	Peak	0.00	400	Vertical	Pass
2**	4388.000	40.82	-3.39	54.0	13.18	AV	0.00	400	Vertical	Pass
3	5751.400	100.93	-2.13	--	--	Peak	337.00	200	Vertical	N/A
3**	5751.400	93.59	-2.13	--	--	AV	337.00	200	Vertical	N/A
4	7332.638	49.71	-3.21	74.0	24.29	Peak	253.00	200	Vertical	Pass
4**	7332.638	40.22	-3.21	54.0	13.78	AV	253.00	200	Vertical	Pass
5	12410.174	53.42	1.44	74.0	20.58	Peak	79.00	150	Vertical	Pass
5**	12410.174	43.61	1.44	54.0	10.39	AV	79.00	150	Vertical	Pass
6	15839.625	56.22	1.45	74.0	17.78	Peak	87.00	300	Vertical	Pass
6**	15839.625	46.11	1.45	54.0	7.89	AV	87.00	300	Vertical	Pass

11a, U-NII-2C&U-NII-3,1 GHz to 18 GHz, 144 Channel, ANT H

No.	Frequency (MHz)	Results (dBuV/m)	Factor (dB)	Limit (dBuV/m)	Margin (dB)	Detector	Table (Degree)	Height (cm)	Antenna	Verdict
1	1436.200	39.04	-17.29	74.0	34.96	Peak	201.00	300	Horizontal	Pass
1**	1436.200	28.86	-17.29	54.0	25.14	AV	201.00	300	Horizontal	Pass
2	4365.800	50.30	-3.88	74.0	23.70	Peak	0.00	100	Horizontal	Pass
2**	4365.800	40.10	-3.88	54.0	13.90	AV	0.00	100	Horizontal	Pass
3	5722.400	110.03	-1.55	--	--	Peak	257.00	200	Horizontal	N/A
3**	5722.400	101.05	-1.55	--	--	AV	257.00	200	Horizontal	N/A
4	7503.125	49.98	-3.06	74.0	24.02	Peak	360.00	200	Horizontal	Pass
4**	7503.125	39.86	-3.06	54.0	14.14	AV	360.00	200	Horizontal	Pass
5	12374.813	53.59	1.35	74.0	20.41	Peak	154.00	100	Horizontal	Pass
5**	12374.813	43.25	1.35	54.0	10.75	AV	154.00	100	Horizontal	Pass
6	16037.026	55.98	0.77	74.0	18.02	Peak	15.00	100	Horizontal	Pass
6**	16037.026	45.46	0.77	54.0	8.54	AV	15.00	100	Horizontal	Pass

11a, U-NII-2C&U-NII-3, 1 GHz to 18 GHz, 144 Channel, ANT V

No.	Frequency (MHz)	Results (dBuV/m)	Factor (dB)	Limit (dBuV/m)	Margin (dB)	Detector	Table (Degree)	Height (cm)	Antenna	Verdict
1	1496.500	39.70	-16.89	74.0	34.30	Peak	123.00	300	Vertical	Pass
1**	1496.500	29.87	-16.89	54.0	24.13	AV	123.00	300	Vertical	Pass
2	4384.800	50.55	-3.50	74.0	23.45	Peak	113.00	400	Vertical	Pass
2**	4384.800	41.70	-3.50	54.0	12.30	AV	113.00	400	Vertical	Pass
3	5722.600	104.18	-1.54	--	--	Peak	48.00	150	Vertical	N/A
3**	5722.600	97.43	-1.54	--	--	AV	48.00	150	Vertical	N/A
4	7692.300	49.36	-2.48	74.0	24.64	Peak	360.00	300	Vertical	Pass
4**	7692.300	39.57	-2.48	54.0	14.43	AV	360.00	300	Vertical	Pass
5	11661.525	54.32	0.14	74.0	19.68	Peak	347.00	100	Vertical	Pass
5**	11661.525	42.82	0.14	54.0	11.18	AV	347.00	100	Vertical	Pass
6	15847.500	55.49	1.35	74.0	18.51	Peak	38.00	150	Vertical	Pass
6**	15847.500	46.86	1.35	54.0	7.14	AV	38.00	150	Vertical	Pass

11n20, U-NII-2C&U-NII-3,1 GHz to 18 GHz, 144 Channel, ANT H

No.	Frequency (MHz)	Results (dBuV/m)	Factor (dB)	Limit (dBuV/m)	Margin (dB)	Detector	Table (Degree)	Height (cm)	Antenna	Verdict
1	1559.500	39.10	-16.95	74.0	34.90	Peak	72.00	400	Horizontal	Pass
1**	1559.500	29.36	-16.95	54.0	24.64	AV	72.00	400	Horizontal	Pass
2	4378.000	49.87	-3.46	74.0	24.13	Peak	130.00	200	Horizontal	Pass
2**	4378.000	41.58	-3.46	54.0	12.42	AV	130.00	200	Horizontal	Pass
3	5720.600	110.40	-1.62	--	--	Peak	218.00	150	Horizontal	N/A
3**	5720.600	103.50	-1.62	--	--	AV	218.00	150	Horizontal	N/A
4	7413.425	49.43	-3.78	74.0	24.57	Peak	0.00	150	Horizontal	Pass
4**	7413.425	39.86	-3.78	54.0	14.14	AV	0.00	150	Horizontal	Pass
5	12281.662	53.60	1.79	74.0	20.40	Peak	0.00	150	Horizontal	Pass
5**	12281.662	44.63	1.79	54.0	9.37	AV	0.00	150	Horizontal	Pass
6	16095.563	55.54	1.31	74.0	18.46	Peak	91.00	400	Horizontal	Pass
6**	16095.563	46.56	1.31	54.0	7.44	AV	91.00	400	Horizontal	Pass

11n20, U-NII-2C&U-NII-3, 1 GHz to 18 GHz, 144 Channel, ANT V

No.	Frequency (MHz)	Results (dBuV/m)	Factor (dB)	Limit (dBuV/m)	Margin (dB)	Detector	Table (Degree)	Height (cm)	Antenna	Verdict
1	1499.800	40.54	-16.97	74.0	33.46	Peak	126.00	100	Vertical	Pass
1**	1499.800	32.46	-16.97	54.0	21.54	AV	126.00	100	Vertical	Pass
2	4365.000	50.46	-3.92	74.0	23.54	Peak	303.00	300	Vertical	Pass
2**	4365.000	42.19	-3.92	54.0	11.81	AV	303.00	300	Vertical	Pass
3	5723.000	103.49	-1.53	--	--	Peak	40.00	100	Vertical	N/A
3**	5723.000	96.22	-1.53	--	--	AV	40.00	100	Vertical	N/A
4	7383.237	49.24	-3.47	74.0	24.76	Peak	155.00	300	Vertical	Pass
4**	7383.237	40.16	-3.47	54.0	13.84	AV	155.00	300	Vertical	Pass
5	12283.099	52.71	1.79	74.0	21.29	Peak	292.00	200	Vertical	Pass
5**	12283.099	44.39	1.79	54.0	9.61	AV	292.00	200	Vertical	Pass
6	15853.275	55.91	1.24	74.0	18.09	Peak	155.00	100	Vertical	Pass
6**	15853.275	47.15	1.24	54.0	6.85	AV	155.00	100	Vertical	Pass

11n40, U-NII-2C&U-NII-3,1 GHz to 18 GHz, 142 Channel, ANT H

No.	Frequency (MHz)	Results (dBuV/m)	Factor (dB)	Limit (dBuV/m)	Margin (dB)	Detector	Table (Degree)	Height (cm)	Antenna	Verdict
1	1567.700	38.89	-17.14	74.0	35.11	Peak	102.00	300	Horizontal	Pass
1**	1567.700	28.75	-17.14	54.0	25.25	AV	102.00	300	Horizontal	Pass
2	4380.200	50.33	-3.35	74.0	23.67	Peak	208.00	100	Horizontal	Pass
2**	4380.200	41.49	-3.35	54.0	12.51	AV	208.00	100	Horizontal	Pass
3	5171.200	107.78	-2.02	--	--	Peak	230.00	150	Horizontal	N/A
3**	5171.200	99.51	-2.02	--	--	AV	230.00	150	Horizontal	N/A
4	7364.837	49.38	-3.42	74.0	24.62	Peak	36.00	200	Horizontal	Pass
4**	7364.837	40.40	-3.42	54.0	13.60	AV	36.00	200	Horizontal	Pass
5	12292.013	53.14	1.63	74.0	20.86	Peak	283.00	100	Horizontal	Pass
5**	12292.013	43.62	1.63	54.0	10.38	AV	283.00	100	Horizontal	Pass
6	16102.125	56.11	1.11	74.0	17.89	Peak	299.00	100	Horizontal	Pass
6**	16102.125	46.27	1.11	54.0	7.73	AV	299.00	100	Horizontal	Pass

11n40, U-NII-2C&U-NII-3, 1 GHz to 18 GHz, 142 Channel, ANT V

No.	Frequency (MHz)	Results (dBuV/m)	Factor (dB)	Limit (dBuV/m)	Margin (dB)	Detector	Table (Degree)	Height (cm)	Antenna	Verdict
1	1495.200	39.88	-16.86	74.0	34.12	Peak	118.00	100	Vertical	Pass
1**	1495.200	29.39	-16.86	54.0	24.61	AV	118.00	100	Vertical	Pass
2	4368.600	50.30	-3.87	74.0	23.70	Peak	125.00	100	Vertical	Pass
2**	4368.600	40.45	-3.87	54.0	13.55	AV	125.00	100	Vertical	Pass
3	5179.000	96.26	-2.54	--	--	Peak	252.00	100	Vertical	N/A
3**	5179.000	88.61	-2.54	--	--	AV	252.00	100	Vertical	N/A
4	7352.475	50.00	-3.84	74.0	24.00	Peak	299.00	400	Vertical	Pass
4**	7352.475	40.01	-3.84	54.0	13.99	AV	299.00	400	Vertical	Pass
5	12608.263	53.37	1.90	74.0	20.63	Peak	85.00	100	Vertical	Pass
5**	12608.263	43.78	1.90	54.0	10.22	AV	85.00	100	Vertical	Pass
6	16128.638	55.80	0.96	74.0	18.20	Peak	340.00	100	Vertical	Pass
6**	16128.638	46.26	0.96	54.0	7.74	AV	340.00	100	Vertical	Pass

11ac20, U-NII-2C&U-NII-3,1 GHz to 18 GHz, 144 Channel, ANT H

No.	Frequency (MHz)	Results (dBuV/m)	Factor (dB)	Limit (dBuV/m)	Margin (dB)	Detector	Table (Degree)	Height (cm)	Antenna	Verdict
1	1510.100	39.09	-17.19	74.0	34.91	Peak	42.00	300	Horizontal	Pass
1**	1510.100	28.87	-17.19	54.0	25.13	AV	42.00	300	Horizontal	Pass
2	4388.400	50.10	-3.40	74.0	23.90	Peak	333.00	200	Horizontal	Pass
2**	4388.400	41.22	-3.40	54.0	12.78	AV	333.00	200	Horizontal	Pass
3	5718.600	110.08	-1.52	--	--	Peak	87.00	200	Horizontal	N/A
3**	5718.600	102.38	-1.52	--	--	AV	87.00	200	Horizontal	N/A
4	7455.975	49.49	-3.65	74.0	24.51	Peak	1.00	200	Horizontal	Pass
4**	7455.975	40.83	-3.65	54.0	13.17	AV	1.00	200	Horizontal	Pass
5	12420.525	53.62	1.39	74.0	20.38	Peak	244.00	200	Horizontal	Pass
5**	12420.525	43.00	1.39	54.0	11.00	AV	244.00	200	Horizontal	Pass
6	15867.975	55.82	0.70	74.0	18.18	Peak	299.00	200	Horizontal	Pass
6**	15867.975	45.83	0.70	54.0	8.17	AV	299.00	200	Horizontal	Pass

11ac20, U-NII-2C&U-NII-3, 1 GHz to 18 GHz, 144 Channel, ANT V

No.	Frequency (MHz)	Results (dBuV/m)	Factor (dB)	Limit (dBuV/m)	Margin (dB)	Detector	Table (Degree)	Height (cm)	Antenna	Verdict
1	1494.000	40.54	-16.87	74.0	33.46	Peak	125.00	200	Vertical	Pass
1**	1494.000	29.17	-16.87	54.0	24.83	AV	125.00	200	Vertical	Pass
2	4369.000	50.08	-3.88	74.0	23.92	Peak	171.00	200	Vertical	Pass
2**	4369.000	40.49	-3.88	54.0	13.51	AV	171.00	200	Vertical	Pass
3	5724.000	102.74	-1.49	--	--	Peak	51.00	150	Vertical	N/A
3**	5724.000	95.25	-1.49	--	--	AV	51.00	150	Vertical	N/A
4	7305.038	49.65	-3.20	74.0	24.35	Peak	94.00	400	Vertical	Pass
4**	7305.038	39.26	-3.20	54.0	14.74	AV	94.00	400	Vertical	Pass
5	12443.237	53.34	1.80	74.0	20.66	Peak	360.00	200	Vertical	Pass
5**	12443.237	43.53	1.80	54.0	10.47	AV	360.00	200	Vertical	Pass
6	16025.737	55.70	0.68	74.0	18.30	Peak	251.00	400	Vertical	Pass
6**	16025.737	46.22	0.68	54.0	7.78	AV	251.00	400	Vertical	Pass

11ac40, U-NII-2C&U-NII-3,1 GHz to 18 GHz, 142 Channel, ANT H

No.	Frequency (MHz)	Results (dBuV/m)	Factor (dB)	Limit (dBuV/m)	Margin (dB)	Detector	Table (Degree)	Height (cm)	Antenna	Verdict
1	1615.600	39.54	-17.46	74.0	34.46	Peak	232.00	200	Horizontal	Pass
1**	1615.600	29.88	-17.46	54.0	24.12	AV	232.00	200	Horizontal	Pass
2	4232.800	50.21	-3.88	74.0	23.79	Peak	219.00	300	Horizontal	Pass
2**	4232.800	40.36	-3.88	54.0	13.64	AV	219.00	300	Horizontal	Pass
3	5713.600	107.56	-1.64	--	--	Peak	251.00	150	Horizontal	N/A
3**	5713.600	99.90	-1.64	--	--	AV	251.00	150	Horizontal	N/A
4	7447.063	49.48	-3.19	74.0	24.52	Peak	4.00	200	Horizontal	Pass
4**	7447.063	40.04	-3.19	54.0	13.96	AV	4.00	200	Horizontal	Pass
5	12267.862	53.24	1.38	74.0	20.76	Peak	248.00	100	Horizontal	Pass
5**	12267.862	43.82	1.38	54.0	10.18	AV	248.00	100	Horizontal	Pass
6	15394.950	55.82	0.66	74.0	18.18	Peak	15.00	200	Horizontal	Pass
6**	15394.950	47.37	0.66	54.0	6.63	AV	15.00	200	Horizontal	Pass

11ac40, U-NII-2C&U-NII-3, 1 GHz to 18 GHz, 142 Channel, ANT V

No.	Frequency (MHz)	Results (dBuV/m)	Factor (dB)	Limit (dBuV/m)	Margin (dB)	Detector	Table (Degree)	Height (cm)	Antenna	Verdict
1	1497.700	40.14	-17.11	74.0	33.86	Peak	121.00	100	Vertical	Pass
1**	1497.700	30.52	-17.11	54.0	23.48	AV	121.00	100	Vertical	Pass
2	4384.000	50.23	-3.64	74.0	23.77	Peak	126.00	300	Vertical	Pass
2**	4384.000	40.99	-3.64	54.0	13.01	AV	126.00	300	Vertical	Pass
3	5706.200	100.47	-1.84	--	--	Peak	53.00	150	Vertical	N/A
3**	5706.200	93.93	-1.84	--	--	AV	53.00	150	Vertical	N/A
4	7673.612	50.27	-2.31	74.0	23.73	Peak	54.00	300	Vertical	Pass
4**	7673.612	40.09	-2.31	54.0	13.91	AV	54.00	300	Vertical	Pass
5	12250.037	53.07	0.95	74.0	20.93	Peak	135.00	200	Vertical	Pass
5**	12250.037	43.68	0.95	54.0	10.32	AV	135.00	200	Vertical	Pass
6	15663.750	55.85	1.32	74.0	18.15	Peak	360.00	100	Vertical	Pass
6**	15663.750	46.04	1.32	54.0	7.96	AV	360.00	100	Vertical	Pass

11ac80, U-NII-2C&U-NII-3,1 GHz to 18 GHz, 138 Channel, ANT H

No.	Frequency (MHz)	Results (dBuV/m)	Factor (dB)	Limit (dBuV/m)	Margin (dB)	Detector	Table (Degree)	Height (cm)	Antenna	Verdict
1	1494.000	39.07	-16.87	74.0	34.93	Peak	13.00	400	Horizontal	Pass
1**	1494.000	29.36	-16.87	54.0	24.64	AV	13.00	400	Horizontal	Pass
2	3738.800	49.80	-4.92	74.0	24.20	Peak	219.00	200	Horizontal	Pass
2**	3738.800	40.02	-4.92	54.0	13.98	AV	219.00	200	Horizontal	Pass
3	5688.200	106.30	-1.69	--	--	Peak	86.00	150	Horizontal	N/A
3**	5688.200	96.59	-1.69	--	--	AV	86.00	150	Horizontal	N/A
4	7626.750	49.55	-2.67	74.0	24.45	Peak	159.00	300	Horizontal	Pass
4**	7626.750	40.28	-2.67	54.0	13.72	AV	159.00	300	Horizontal	Pass
5	12423.975	53.34	1.43	74.0	20.66	Peak	63.00	100	Horizontal	Pass
5**	12423.975	43.20	1.43	54.0	10.80	AV	63.00	100	Horizontal	Pass
6	15983.475	55.88	0.28	74.0	18.12	Peak	65.00	300	Horizontal	Pass
6**	15983.475	45.83	0.28	54.0	8.17	AV	65.00	300	Horizontal	Pass

11ac80, U-NII-2C&U-NII-3, 1 GHz to 18 GHz, 138 Channel, ANT V

No.	Frequency (MHz)	Results (dBuV/m)	Factor (dB)	Limit (dBuV/m)	Margin (dB)	Detector	Table (Degree)	Height (cm)	Antenna	Verdict
1	1493.700	39.54	-16.88	74.0	34.46	Peak	127.00	300	Vertical	Pass
1**	1493.700	31.15	-16.88	54.0	22.85	AV	127.00	300	Vertical	Pass
2	3993.800	50.16	-4.33	74.0	23.84	Peak	177.00	100	Vertical	Pass
2**	3993.800	39.43	-4.33	54.0	14.57	AV	177.00	100	Vertical	Pass
3	5696.600	98.66	-1.18	--	--	Peak	49.00	150	Vertical	N/A
3**	5696.600	91.69	-1.18	--	--	AV	49.00	150	Vertical	N/A
4	7355.062	49.76	-3.77	74.0	24.24	Peak	348.00	300	Vertical	Pass
4**	7355.062	40.01	-3.77	54.0	13.99	AV	348.00	300	Vertical	Pass
5	12230.200	53.22	1.30	74.0	20.78	Peak	184.00	200	Vertical	Pass
5**	12230.200	43.31	1.30	54.0	10.69	AV	184.00	200	Vertical	Pass
6	15835.688	56.27	1.45	74.0	17.73	Peak	282.00	400	Vertical	Pass
6**	15835.688	46.12	1.45	54.0	7.88	AV	282.00	400	Vertical	Pass

11ax20 (SU), U-NII-2C&U-NII-3, 1 GHz to 18 GHz, 144 Channel, ANT H

No.	Frequency (MHz)	Results (dBuV/m)	Factor (dB)	Limit (dBuV/m)	Margin (dB)	Detector	Table (Degree)	Height (cm)	Antenna	Verdict
1	1573.300	38.86	-17.09	74.0	35.14	Peak	71.00	300	Horizontal	Pass
1**	1573.300	28.94	-17.09	54.0	25.06	AV	71.00	300	Horizontal	Pass
2	4382.600	49.64	-3.64	74.0	24.36	Peak	256.00	100	Horizontal	Pass
2**	4382.600	41.06	-3.64	54.0	12.94	AV	256.00	100	Horizontal	Pass
3	5721.000	113.50	-1.60	--	--	Peak	217.00	100	Horizontal	N/A
3**	5721.000	101.91	-1.60	--	--	AV	217.00	100	Horizontal	N/A
4	7667.288	49.26	-2.81	74.0	24.74	Peak	123.00	200	Horizontal	Pass
4**	7667.288	39.25	-2.81	54.0	14.75	AV	123.00	200	Horizontal	Pass
5	11916.826	53.54	1.49	74.0	20.46	Peak	30.00	200	Horizontal	Pass
5**	11916.826	44.01	1.49	54.0	9.99	AV	30.00	200	Horizontal	Pass
6	15852.750	56.14	1.26	74.0	17.86	Peak	360.00	100	Horizontal	Pass
6**	15852.750	46.35	1.26	54.0	7.65	AV	360.00	100	Horizontal	Pass

11ax20 (SU), U-NII-2C&U-NII-3, 1 GHz to 18 GHz, 144 Channel, ANT V

No.	Frequency (MHz)	Results (dBuV/m)	Factor (dB)	Limit (dBuV/m)	Margin (dB)	Detector	Table (Degree)	Height (cm)	Antenna	Verdict
1	1494.200	40.33	-16.87	74.0	33.67	Peak	123.00	400	Vertical	Pass
1**	1494.200	29.60	-16.87	54.0	24.40	AV	123.00	400	Vertical	Pass
2	3989.400	51.56	-4.71	74.0	22.44	Peak	176.00	400	Vertical	Pass
2**	3989.400	40.66	-4.71	54.0	13.34	AV	176.00	400	Vertical	Pass
3	5715.200	104.16	-1.53	--	--	Peak	49.00	200	Vertical	N/A
3**	5715.200	95.72	-1.53	--	--	AV	49.00	200	Vertical	N/A
4	7284.337	49.95	-3.47	74.0	24.05	Peak	29.00	400	Vertical	Pass
4**	7284.337	39.69	-3.47	54.0	14.31	AV	29.00	400	Vertical	Pass
5	12233.938	53.02	1.19	74.0	20.98	Peak	111.00	200	Vertical	Pass
5**	12233.938	43.41	1.19	54.0	10.59	AV	111.00	200	Vertical	Pass
6	16065.637	56.32	1.17	74.0	17.68	Peak	0.00	200	Vertical	Pass
6**	16065.637	47.40	1.17	54.0	6.60	AV	0.00	200	Vertical	Pass

11ax40 (SU), U-NII-2C&U-NII-3, 1 GHz to 18 GHz, 142 Channel, ANT H

No.	Frequency (MHz)	Results (dBuV/m)	Factor (dB)	Limit (dBuV/m)	Margin (dB)	Detector	Table (Degree)	Height (cm)	Antenna	Verdict
1	1500.200	38.86	-16.90	74.0	35.14	Peak	213.00	300	Horizontal	Pass
1**	1500.200	29.98	-16.90	54.0	24.02	AV	213.00	300	Horizontal	Pass
2	4382.200	49.98	-3.64	74.0	24.02	Peak	227.00	100	Horizontal	Pass
2**	4382.200	40.94	-3.64	54.0	13.06	AV	227.00	100	Horizontal	Pass
3	5713.400	107.73	-1.68	--	--	Peak	250.00	200	Horizontal	N/A
3**	5713.400	99.25	-1.68	--	--	AV	250.00	200	Horizontal	N/A
4	7340.112	49.24	-2.98	74.0	24.76	Peak	88.00	300	Horizontal	Pass
4**	7340.112	41.07	-2.98	54.0	12.93	AV	88.00	300	Horizontal	Pass
5	12238.825	53.20	1.09	74.0	20.80	Peak	180.00	200	Horizontal	Pass
5**	12238.825	44.11	1.09	54.0	9.89	AV	180.00	200	Horizontal	Pass
6	15504.938	55.79	1.28	74.0	18.21	Peak	290.00	200	Horizontal	Pass
6**	15504.938	45.72	1.28	54.0	8.28	AV	290.00	200	Horizontal	Pass

11ax40 (SU), U-NII-2C&U-NII-3, 1 GHz to 18 GHz, 142 Channel, ANT V

No.	Frequency (MHz)	Results (dBuV/m)	Factor (dB)	Limit (dBuV/m)	Margin (dB)	Detector	Table (Degree)	Height (cm)	Antenna	Verdict
1	1478.900	39.83	-17.19	74.0	34.17	Peak	107.00	300	Vertical	Pass
1**	1478.900	30.28	-17.19	54.0	23.72	AV	107.00	300	Vertical	Pass
2	4366.400	50.29	-3.85	74.0	23.71	Peak	217.00	200	Vertical	Pass
2**	4366.400	40.83	-3.85	54.0	13.17	AV	217.00	200	Vertical	Pass
3	5706.600	100.88	-1.90	--	--	Peak	54.00	150	Vertical	N/A
3**	5706.600	92.95	-1.90	--	--	AV	54.00	150	Vertical	N/A
4	7590.237	50.03	-3.16	74.0	23.97	Peak	124.00	200	Vertical	Pass
4**	7590.237	39.98	-3.16	54.0	14.02	AV	124.00	200	Vertical	Pass
5	12255.787	53.00	1.00	74.0	21.00	Peak	30.00	100	Vertical	Pass
5**	12255.787	43.65	1.00	54.0	10.35	AV	30.00	100	Vertical	Pass
6	15641.962	56.29	1.31	74.0	17.71	Peak	359.00	300	Vertical	Pass
6**	15641.962	45.96	1.31	54.0	8.04	AV	359.00	300	Vertical	Pass

11ax80 (SU), U-NII-2C&U-NII-3, 1 GHz to 18 GHz, 138 Channel, ANT H

No.	Frequency (MHz)	Results (dBuV/m)	Factor (dB)	Limit (dBuV/m)	Margin (dB)	Detector	Table (Degree)	Height (cm)	Antenna	Verdict
1	1490.300	38.85	-16.75	74.0	35.15	Peak	331.00	100	Horizontal	Pass
1**	1490.300	30.37	-16.75	54.0	23.63	AV	331.00	100	Horizontal	Pass
2	4389.200	49.83	-3.36	74.0	24.17	Peak	55.00	200	Horizontal	Pass
2**	4389.200	41.86	-3.36	54.0	12.14	AV	55.00	200	Horizontal	Pass
3	5695.000	107.82	-1.13	--	--	Peak	249.00	150	Horizontal	N/A
3**	5695.000	97.42	-1.13	--	--	AV	249.00	150	Horizontal	N/A
4	7393.300	49.50	-3.82	74.0	24.50	Peak	360.00	400	Horizontal	Pass
4**	7393.300	40.04	-3.82	54.0	13.96	AV	360.00	400	Horizontal	Pass
5	12280.800	53.08	1.80	74.0	20.92	Peak	151.00	100	Horizontal	Pass
5**	12280.800	45.06	1.80	54.0	8.94	AV	151.00	100	Horizontal	Pass
6	15858.525	55.79	1.01	74.0	18.21	Peak	232.00	300	Horizontal	Pass
6**	15858.525	45.88	1.01	54.0	8.12	AV	232.00	300	Horizontal	Pass

11ax80 (SU), U-NII-2C&U-NII-3, 1 GHz to 18 GHz, 138 Channel, ANT V

No.	Frequency (MHz)	Results (dBuV/m)	Factor (dB)	Limit (dBuV/m)	Margin (dB)	Detector	Table (Degree)	Height (cm)	Antenna	Verdict
1	1497.000	39.59	-16.98	74.0	34.41	Peak	61.00	300	Vertical	Pass
1**	1497.000	29.69	-16.98	54.0	24.31	AV	61.00	300	Vertical	Pass
2	4390.000	50.11	-3.32	74.0	23.89	Peak	107.00	300	Vertical	Pass
2**	4390.000	41.47	-3.32	54.0	12.53	AV	107.00	300	Vertical	Pass
3	5685.200	99.95	-1.94	--	--	Peak	53.00	150	Vertical	N/A
3**	5685.200	91.13	-1.94	--	--	AV	53.00	150	Vertical	N/A
4	7444.188	49.57	-3.24	74.0	24.43	Peak	277.00	200	Vertical	Pass
4**	7444.188	40.45	-3.24	54.0	13.55	AV	277.00	200	Vertical	Pass
5	12248.025	53.20	0.98	74.0	20.80	Peak	277.00	200	Vertical	Pass
5**	12248.025	43.42	0.98	54.0	10.58	AV	277.00	200	Vertical	Pass
6	15799.463	56.33	2.32	74.0	17.67	Peak	0.00	100	Vertical	Pass
6**	15799.463	45.89	2.32	54.0	8.11	AV	0.00	100	Vertical	Pass

A.6.2 Band Edge (Restricted-band)

Test Band	Mode	Channel	Verdict
U-NII-1	802.11a	Low	Pass
		High	Pass
	802.11n(HT20)	Low	Pass
		High	Pass
	802.11n(HT40)	Low	Pass
		High	Pass
	802.11ac(VHT20)	Low	Pass
		High	Pass
	802.11ac(VHT40)	Low	Pass
		High	Pass
	802.11ac(VHT80)	Middle	Pass
	802.11ac (VHT160)	Middle	Pass
	802.11ax(HE20)	Low	Pass
		High	Pass
	802.11ax(HE40)	Low	Pass
		High	Pass
	802.11ax(HE80)	Middle	Pass
	802.11ax(HE160)	Middle	Pass
U-NII-2A	802.11a	Low	Pass
		High	Pass
	802.11n(HT20)	Low	Pass
		High	Pass
	802.11n(HT40)	Low	Pass
		High	Pass
	802.11ac(VHT20)	Low	Pass
		High	Pass
	802.11ac(VHT40)	Low	Pass
		High	Pass
	802.11ac(VHT80)	Middle	Pass
	802.11ax(HE20)	Low	Pass
		High	Pass
	802.11ax(HE40)	Low	Pass
		High	Pass
	802.11ax(HE80)	Middle	Pass
U-NII-2C	802.11a	Low	Pass
		High	Pass
	802.11n(HT20)	Low	Pass
		High	Pass
	802.11n(HT40)	Low	Pass
		High	Pass

	802.11ac(VHT20)	Low	Pass
		High	Pass
	802.11ac(VHT40)	Low	Pass
		High	Pass
	802.11ac(VHT80)	Low	Pass
		High	Pass
	802.11ac (VHT160)	Middle	Pass
	802.11ax(HE20)	Low	Pass
		High	Pass
	802.11ax(HE40)	Low	Pass
		High	Pass
	802.11ax(HE80)	Low	Pass
		High	Pass
	802.11ax(HE160)	Middle	Pass
U-NII-3	802.11a	Low	Pass
		High	Pass
	802.11n(HT20)	Low	Pass
		High	Pass
	802.11n(HT40)	Low	Pass
		High	Pass
	802.11ac(VHT20)	Low	Pass
		High	Pass
	802.11ac(VHT40)	Low	Pass
		High	Pass
	802.11ac(VHT80)	Middle	Pass
	802.11ax(HE20)	Low	Pass
		High	Pass
	802.11ax(HE40)	Low	Pass
		High	Pass
	802.11ax(HE80)	Middle	Pass

Test Band	Mode	Channel	Verdict
U-NII-2C & U-NII-3	802.11a	144	Pass
	802.11n(HT20)	144	Pass
	802.11n(HT40)	142	Pass
	802.11ac(VHT20)	144	Pass
	802.11ac(VHT40)	142	Pass
	802.11ac(VHT80)	138	Pass
	802.11ax(HE20)	144	Pass
	802.11ax(HE40)	142	Pass
	802.11ax(HE80)	138	Pass

Test Data and Plots

MIMO

U-NII-1 11a Low Channel

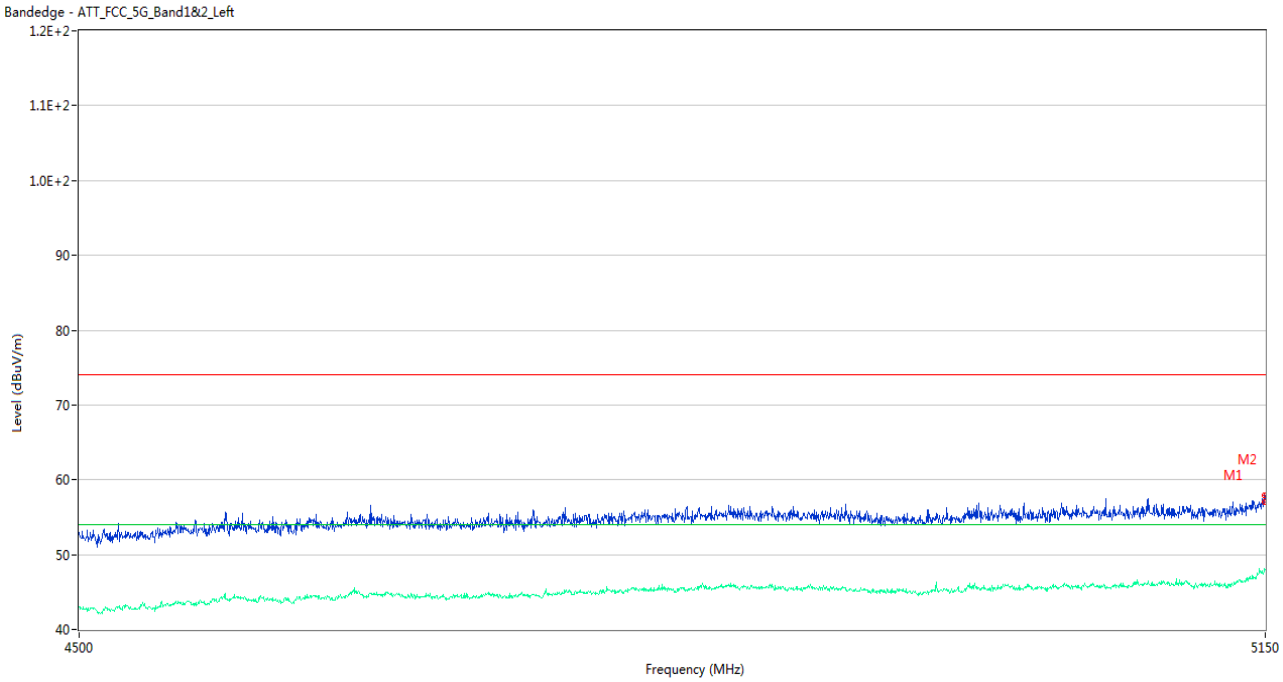

No.	Frequency (MHz)	Results (dBuV/m)	Factor (dB)	Limit (dBuV/m)	Margin (dB)	Detector	Table (Degree)	Height (cm)	Antenna	Verdict
1	5149.350	57.89	2.05	74.0	16.11	Peak	199.00	150	Horizontal	Pass
1**	5149.350	47.68	2.05	54.0	6.32	AV	199.00	150	Horizontal	Pass
2	5149.675	57.06	2.07	74.0	16.94	Peak	266.00	100	Horizontal	Pass
2**	5149.675	48.08	2.07	54.0	5.92	AV	266.00	100	Horizontal	Pass

U-NII-1 11a High Channel

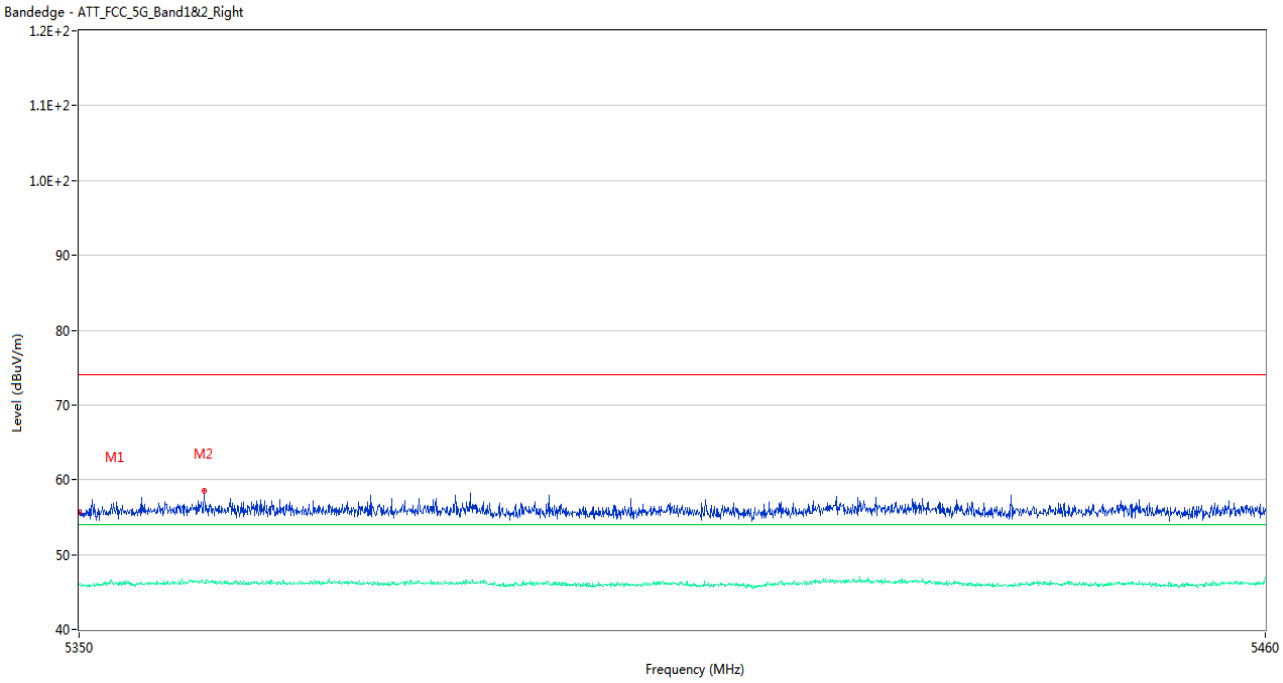

No.	Frequency (MHz)	Results (dBuV/m)	Factor (dB)	Limit (dBuV/m)	Margin (dB)	Detector	Table (Degree)	Height (cm)	Antenna	Verdict
1	5350.000	55.62	1.93	74.0	18.38	Peak	149.00	100	Horizontal	Pass
1**	5350.000	45.96	1.93	54.0	8.04	AV	149.00	100	Horizontal	Pass
2	5361.495	58.54	2.38	74.0	15.46	Peak	266.00	100	Horizontal	Pass
2**	5361.495	46.16	2.38	54.0	7.84	AV	266.00	100	Horizontal	Pass

U-NII-1 11n20 Low Channel

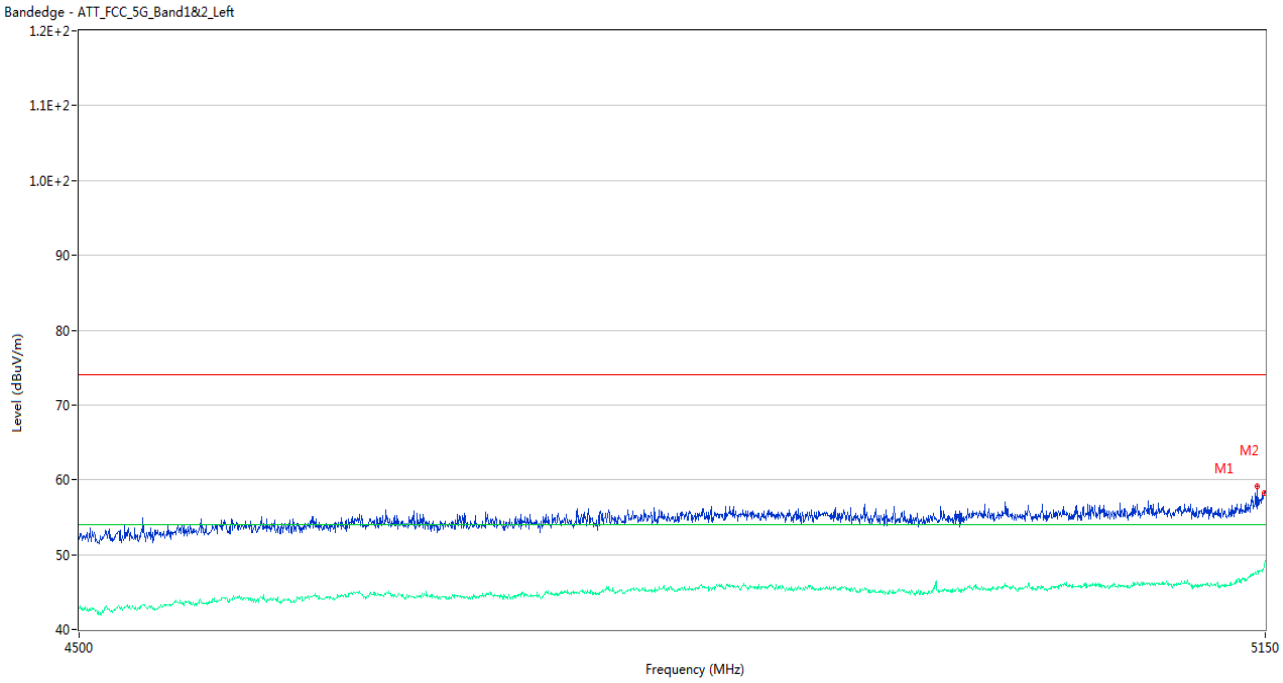

No.	Frequency (MHz)	Results (dBuV/m)	Factor (dB)	Limit (dBuV/m)	Margin (dB)	Detector	Table (Degree)	Height (cm)	Antenna	Verdict
1	5145.125	59.12	2.26	74.0	14.88	Peak	238.00	200	Horizontal	Pass
1**	5145.125	47.91	2.26	54.0	6.09	AV	238.00	200	Horizontal	Pass
2	5149.675	58.17	2.07	74.0	15.83	Peak	249.00	150	Horizontal	Pass
2**	5149.675	48.63	2.07	54.0	5.37	AV	249.00	150	Horizontal	Pass

U-NII-1 11n20 High Channel

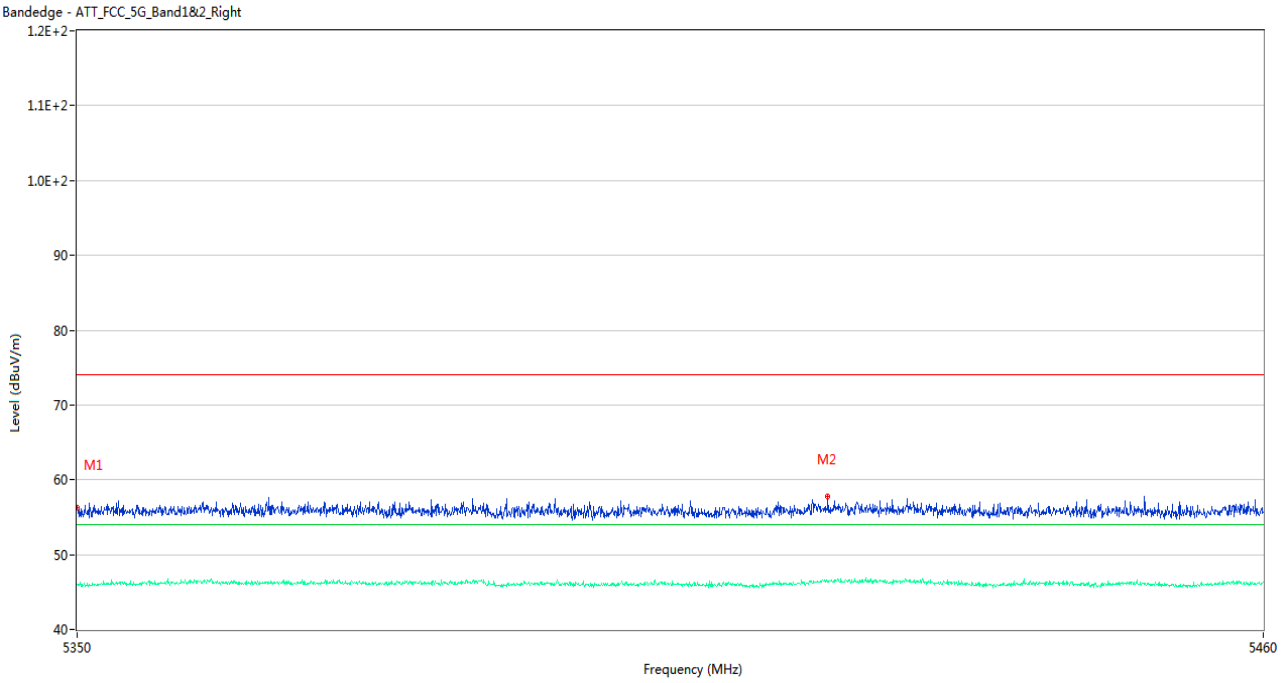

No.	Frequency (MHz)	Results (dBuV/m)	Factor (dB)	Limit (dBuV/m)	Margin (dB)	Detector	Table (Degree)	Height (cm)	Antenna	Verdict
1	5350.000	56.20	1.93	74.0	17.80	Peak	279.00	100	Horizontal	Pass
1**	5350.000	45.99	1.93	54.0	8.01	AV	279.00	100	Horizontal	Pass
2	5419.355	57.80	2.45	74.0	16.20	Peak	34.00	150	Horizontal	Pass
2**	5419.355	46.52	2.45	54.0	7.48	AV	34.00	150	Horizontal	Pass

U-NII-1 11n40 Low Channel

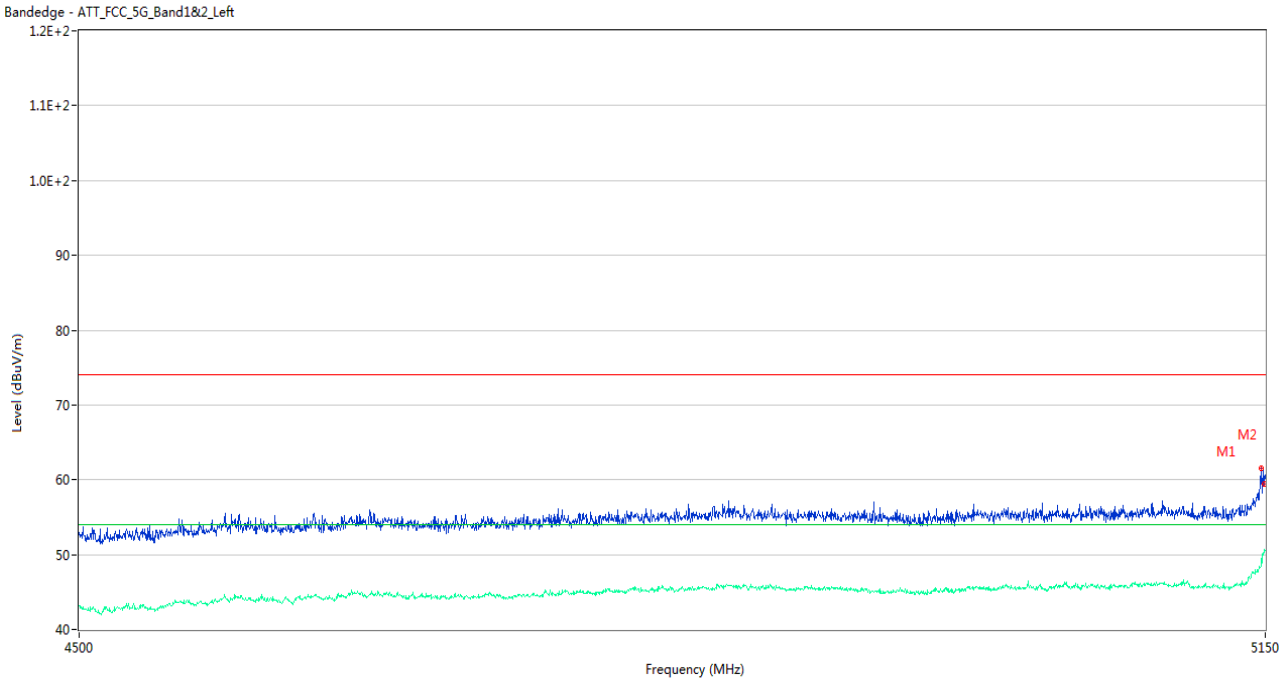

No.	Frequency (MHz)	Results (dBuV/m)	Factor (dB)	Limit (dBuV/m)	Margin (dB)	Detector	Table (Degree)	Height (cm)	Antenna	Verdict
1	5147.400	61.56	2.23	74.0	12.44	Peak	189.00	100	Horizontal	Pass
1**	5147.400	48.48	2.23	54.0	5.52	AV	189.00	100	Horizontal	Pass
2	5149.675	59.50	2.07	74.0	14.50	Peak	101.00	150	Horizontal	Pass
2**	5149.675	50.71	2.07	54.0	3.29	AV	101.00	150	Horizontal	Pass

U-NII-1 11n40 High Channel

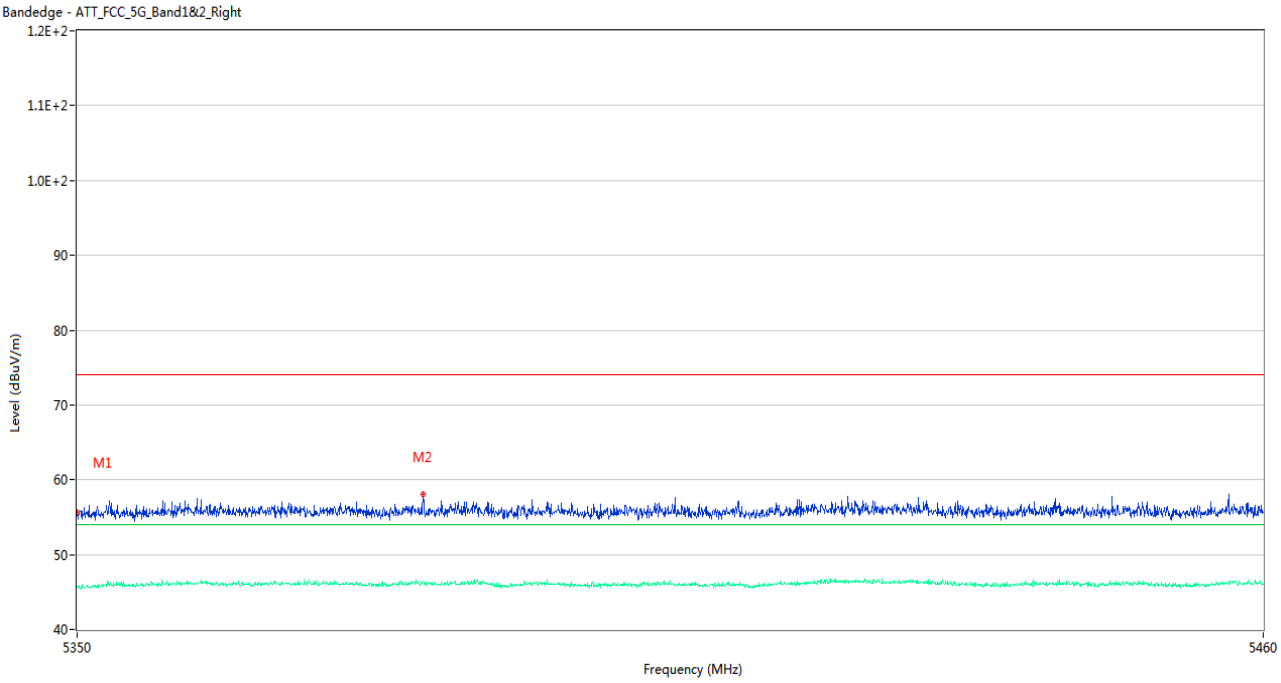

No.	Frequency (MHz)	Results (dBuV/m)	Factor (dB)	Limit (dBuV/m)	Margin (dB)	Detector	Table (Degree)	Height (cm)	Antenna	Verdict
1	5350.000	55.70	1.93	74.0	18.30	Peak	0.00	200	Horizontal	Pass
1**	5350.000	45.68	1.93	54.0	8.32	AV	0.00	200	Horizontal	Pass
2	5381.845	58.10	2.22	74.0	15.90	Peak	56.00	200	Horizontal	Pass
2**	5381.845	46.41	2.22	54.0	7.59	AV	56.00	200	Horizontal	Pass

U-NII-1 11ac20 Low Channel

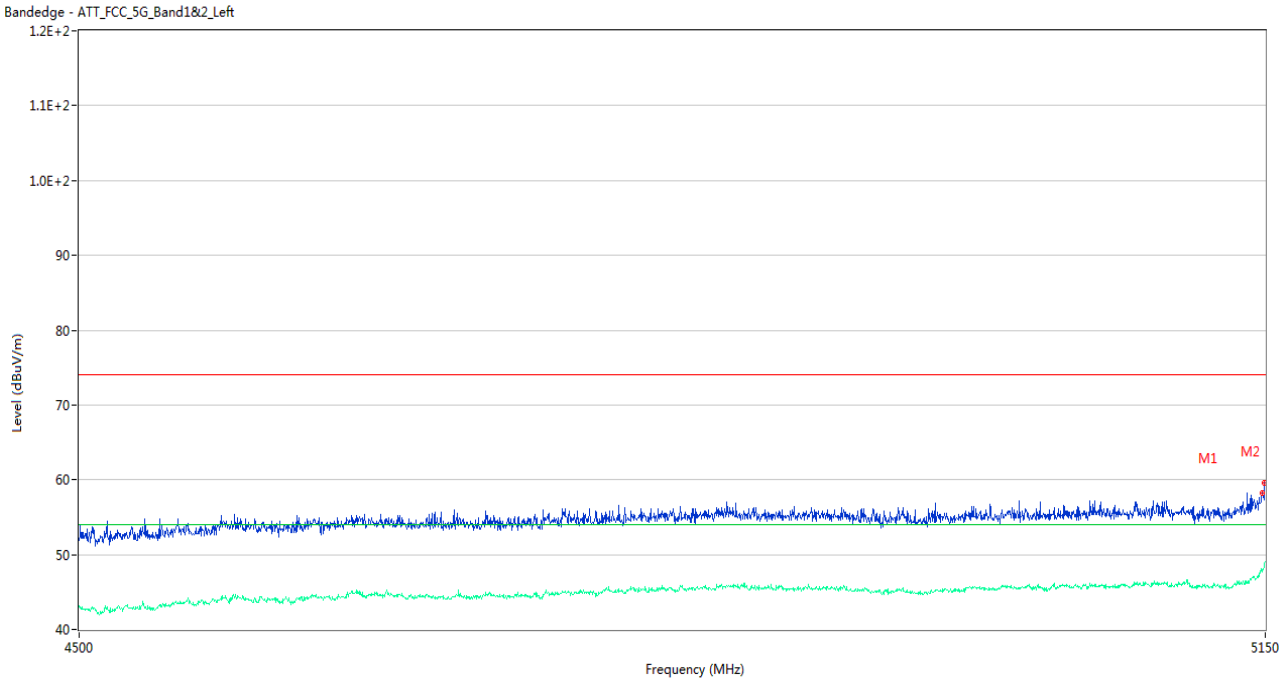

No.	Frequency (MHz)	Results (dBuV/m)	Factor (dB)	Limit (dBuV/m)	Margin (dB)	Detector	Table (Degree)	Height (cm)	Antenna	Verdict
1	5148.050	58.20	2.14	74.0	15.80	Peak	243.00	150	Horizontal	Pass
1**	5148.050	47.76	2.14	54.0	6.24	AV	243.00	150	Horizontal	Pass
2	5149.675	59.58	2.07	74.0	14.42	Peak	243.00	150	Horizontal	Pass
2**	5149.675	48.91	2.07	54.0	5.09	AV	243.00	150	Horizontal	Pass

U-NII-1 11ac20 High Channel

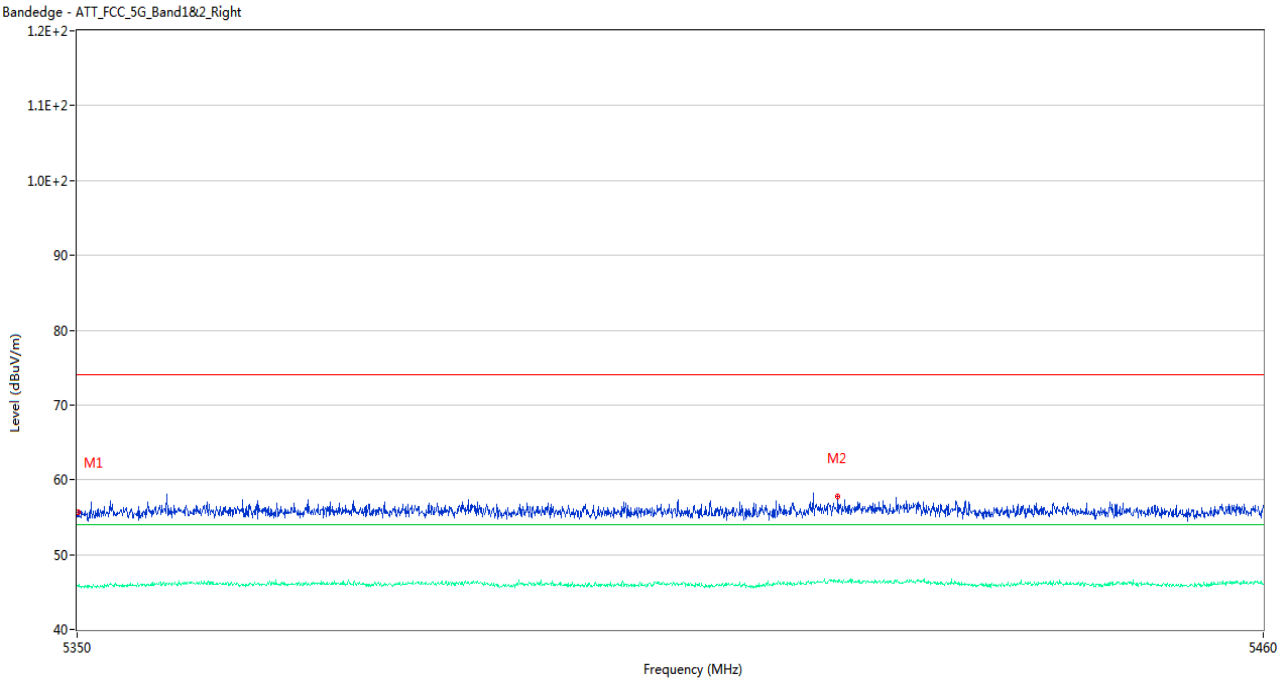

No.	Frequency (MHz)	Results (dBuV/m)	Factor (dB)	Limit (dBuV/m)	Margin (dB)	Detector	Table (Degree)	Height (cm)	Antenna	Verdict
1	5350.055	55.66	1.93	74.0	18.34	Peak	138.00	150	Horizontal	Pass
1**	5350.055	45.71	1.93	54.0	8.29	AV	138.00	150	Horizontal	Pass
2	5420.290	57.75	2.44	74.0	16.25	Peak	0.00	150	Horizontal	Pass
2**	5420.290	46.41	2.44	54.0	7.59	AV	0.00	150	Horizontal	Pass

U-NII-1 11ac40 Low Channel

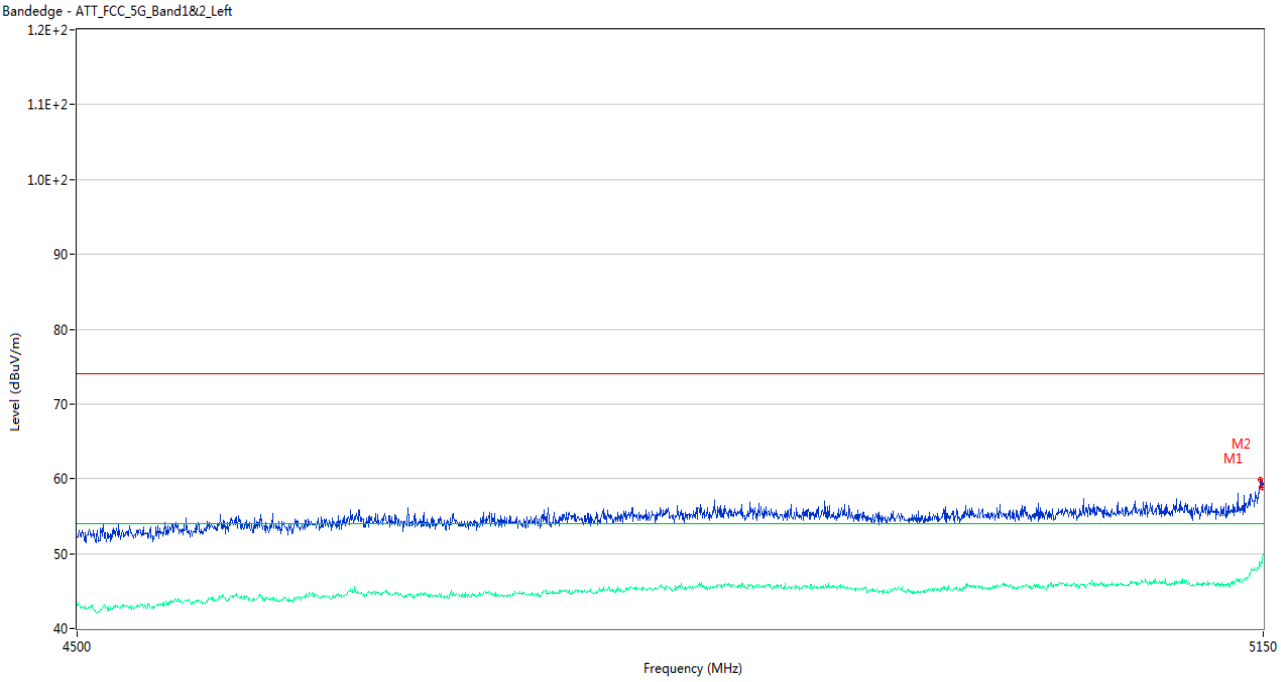

No.	Frequency (MHz)	Results (dBuV/m)	Factor (dB)	Limit (dBuV/m)	Margin (dB)	Detector	Table (Degree)	Height (cm)	Antenna	Verdict
1	5148.050	59.91	2.14	74.0	14.09	Peak	107.00	150	Horizontal	Pass
1**	5148.050	48.21	2.14	54.0	5.79	AV	107.00	150	Horizontal	Pass
2	5149.675	58.85	2.07	74.0	15.15	Peak	240.00	200	Horizontal	Pass
2**	5149.675	49.52	2.07	54.0	4.48	AV	240.00	200	Horizontal	Pass

U-NII-1 11ac40 High Channel

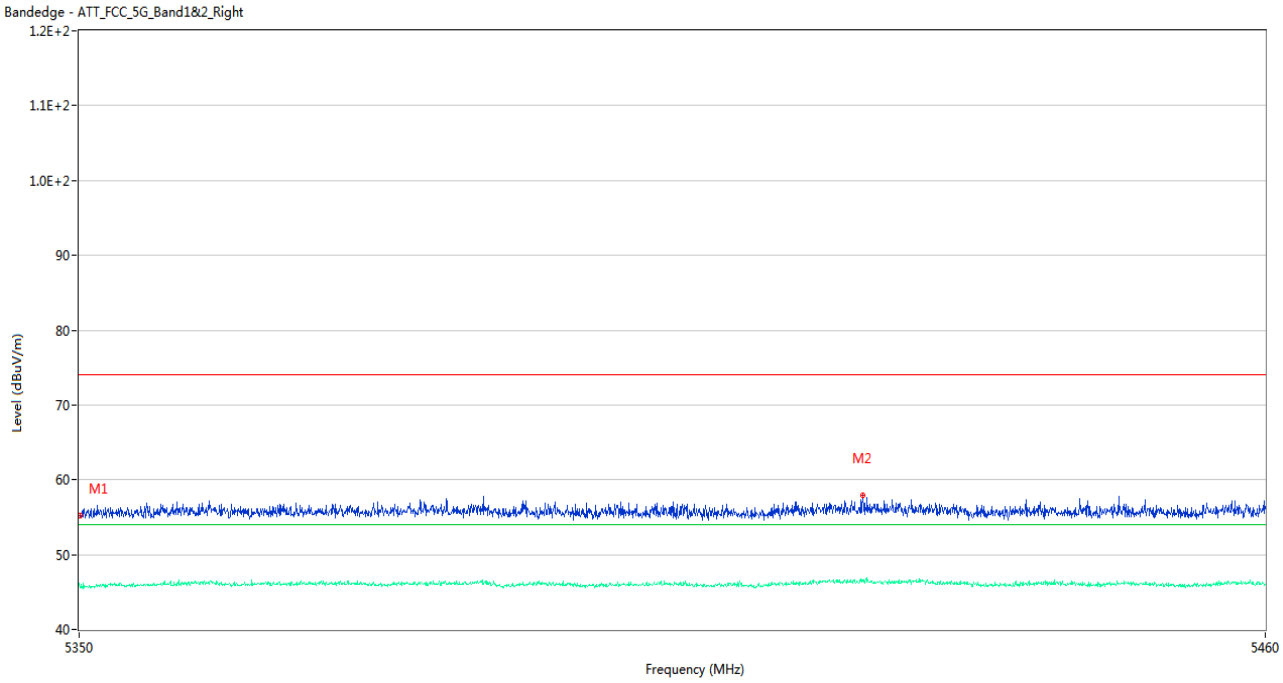

No.	Frequency (MHz)	Results (dBuV/m)	Factor (dB)	Limit (dBuV/m)	Margin (dB)	Detector	Table (Degree)	Height (cm)	Antenna	Verdict
1	5350.055	55.19	1.93	74.0	18.81	Peak	5.00	150	Horizontal	Pass
1**	5350.055	45.61	1.93	54.0	8.39	AV	5.00	150	Horizontal	Pass
2	5422.435	57.94	2.44	74.0	16.06	Peak	298.00	150	Horizontal	Pass
2**	5422.435	46.68	2.44	54.0	7.32	AV	298.00	150	Horizontal	Pass

U-NII-1 11ac80 Middle Channel

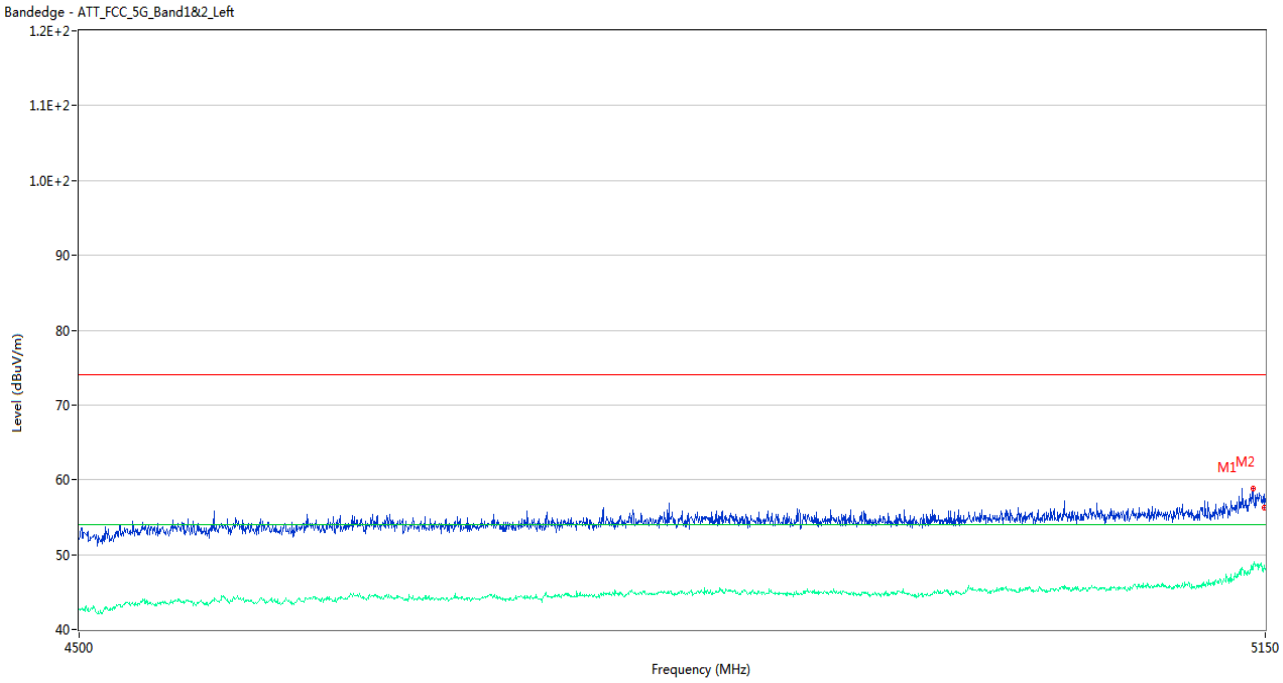

No.	Frequency (MHz)	Results (dBuV/m)	Factor (dB)	Limit (dBuV/m)	Margin (dB)	Detector	Table (Degree)	Height (cm)	Antenna	Verdict
1	5142.850	58.86	2.43	74.0	15.14	Peak	197.00	200	Horizontal	Pass
1**	5142.850	47.93	2.43	54.0	6.07	AV	197.00	200	Horizontal	Pass
2	5149.675	56.31	2.07	74.0	17.69	Peak	208.00	100	Horizontal	Pass
2**	5149.675	48.56	2.07	54.0	5.44	AV	208.00	100	Horizontal	Pass

U-NII-1 11ac80 Middle Channel

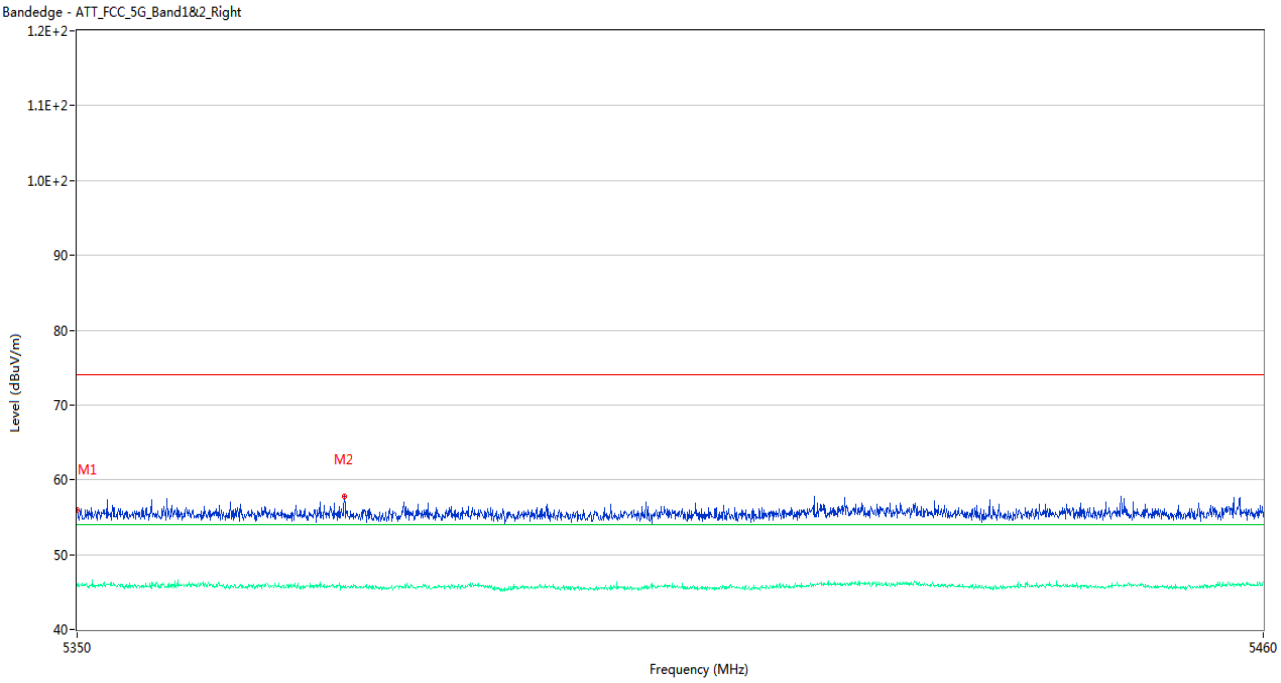

No.	Frequency (MHz)	Results (dBuV/m)	Factor (dB)	Limit (dBuV/m)	Margin (dB)	Detector	Table (Degree)	Height (cm)	Antenna	Verdict
1	5350.000	55.96	1.93	74.0	18.04	Peak	279.00	100	Horizontal	Pass
1**	5350.000	45.87	1.93	54.0	8.13	AV	279.00	100	Horizontal	Pass
2	5374.585	57.77	2.27	74.0	16.23	Peak	184.00	100	Horizontal	Pass
2**	5374.585	45.60	2.27	54.0	8.40	AV	184.00	100	Horizontal	Pass

U-NII-1 11ac160 CH50

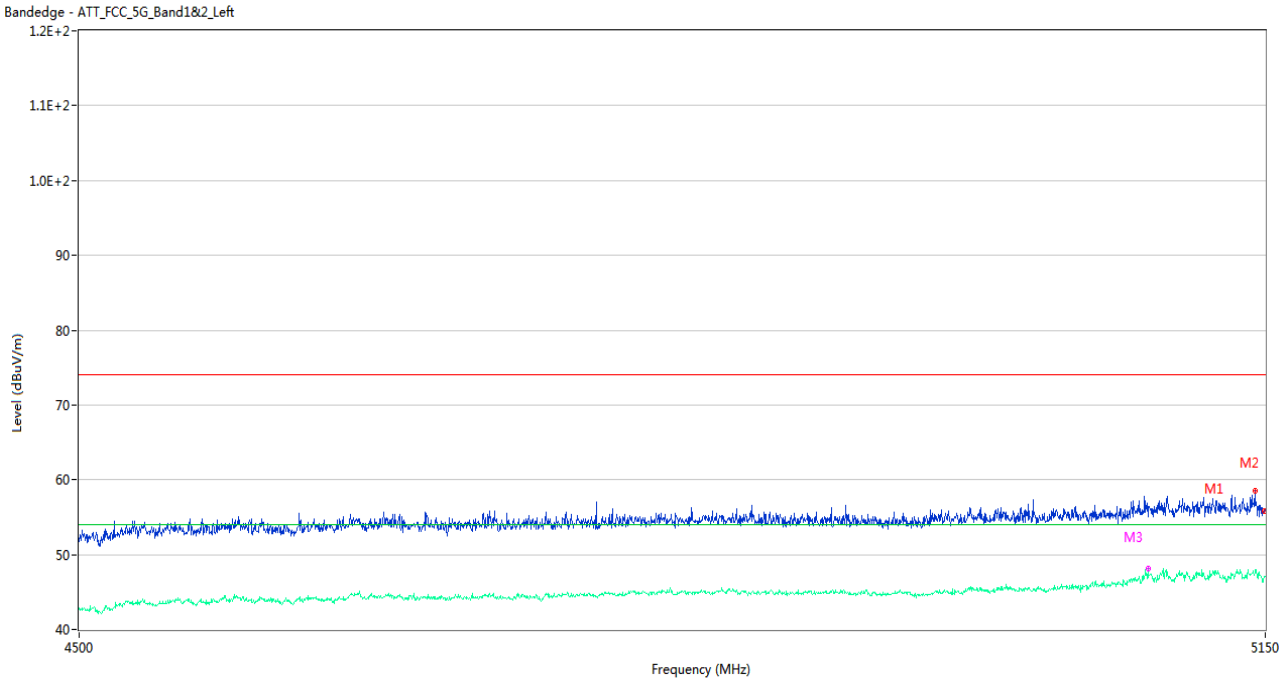

No.	Frequency (MHz)	Results (dBuV/m)	Factor (dB)	Limit (dBuV/m)	Margin (dB)	Detector	Table (Degree)	Height (cm)	Antenna	Verdict
1	5143.825	58.55	2.34	74.0	15.45	Peak	244.00	100	Horizontal	Pass
1**	5143.825	47.65	2.34	54.0	6.35	AV	244.00	100	Horizontal	Pass
2	5149.675	55.85	2.07	74.0	18.15	Peak	0.00	150	Horizontal	Pass
2**	5149.675	46.96	2.07	54.0	7.04	AV	0.00	150	Horizontal	Pass
3	5081.750	55.01	2.35	74.0	18.99	Peak	226.00	150	Horizontal	Pass
3**	5081.750	48.18	2.35	54.0	5.82	AV	226.00	150	Horizontal	Pass

U-NII-1 11ac160 CH50

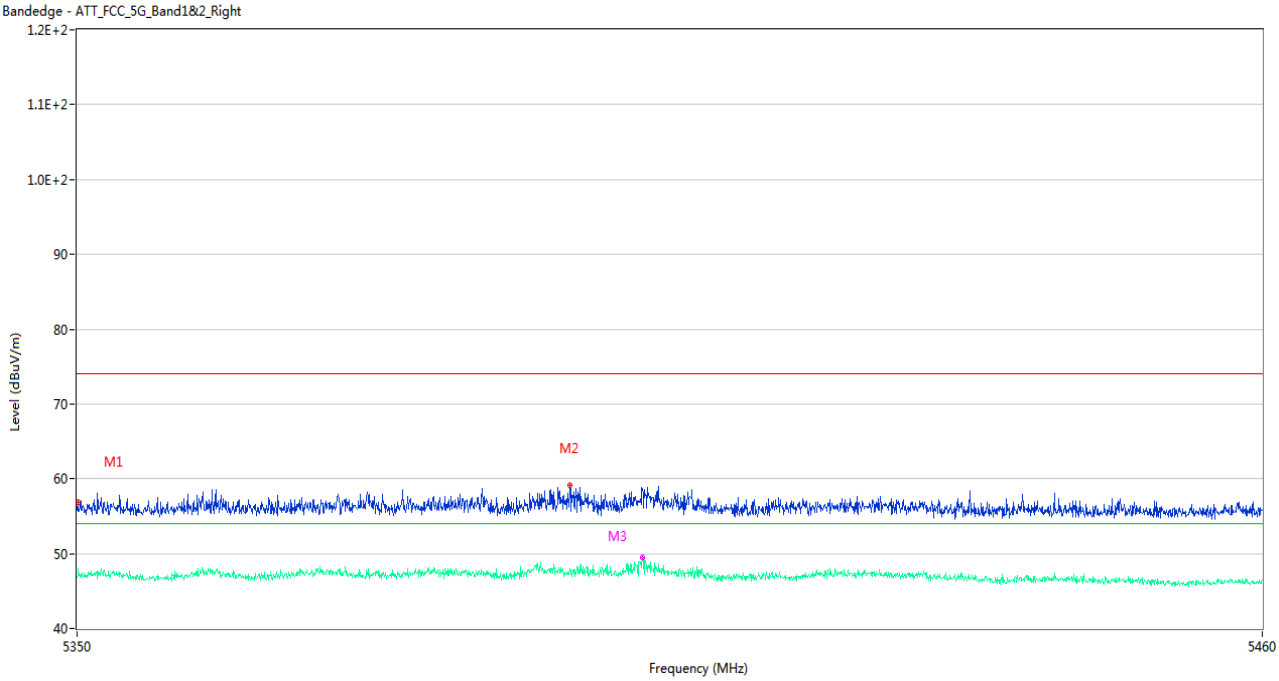

No.	Frequency (MHz)	Results (dBuV/m)	Factor (dB)	Limit (dBuV/m)	Margin (dB)	Detector	Table (Degree)	Height (cm)	Antenna	Verdict
1	5350.055	56.86	1.93	74.0	17.14	Peak	235.00	200	Horizontal	Pass
1**	5350.055	47.08	1.93	54.0	6.92	AV	235.00	200	Horizontal	Pass
2	5395.485	59.06	1.97	74.0	14.94	Peak	227.00	100	Horizontal	Pass
2**	5395.485	48.02	1.97	54.0	5.98	AV	227.00	100	Horizontal	Pass
3	5402.195	58.69	1.97	74.0	15.31	Peak	249.00	150	Horizontal	Pass
3**	5402.195	49.45	1.97	54.0	4.55	AV	249.00	150	Horizontal	Pass

U-NII-1 11ax20 (SU) Low Channel

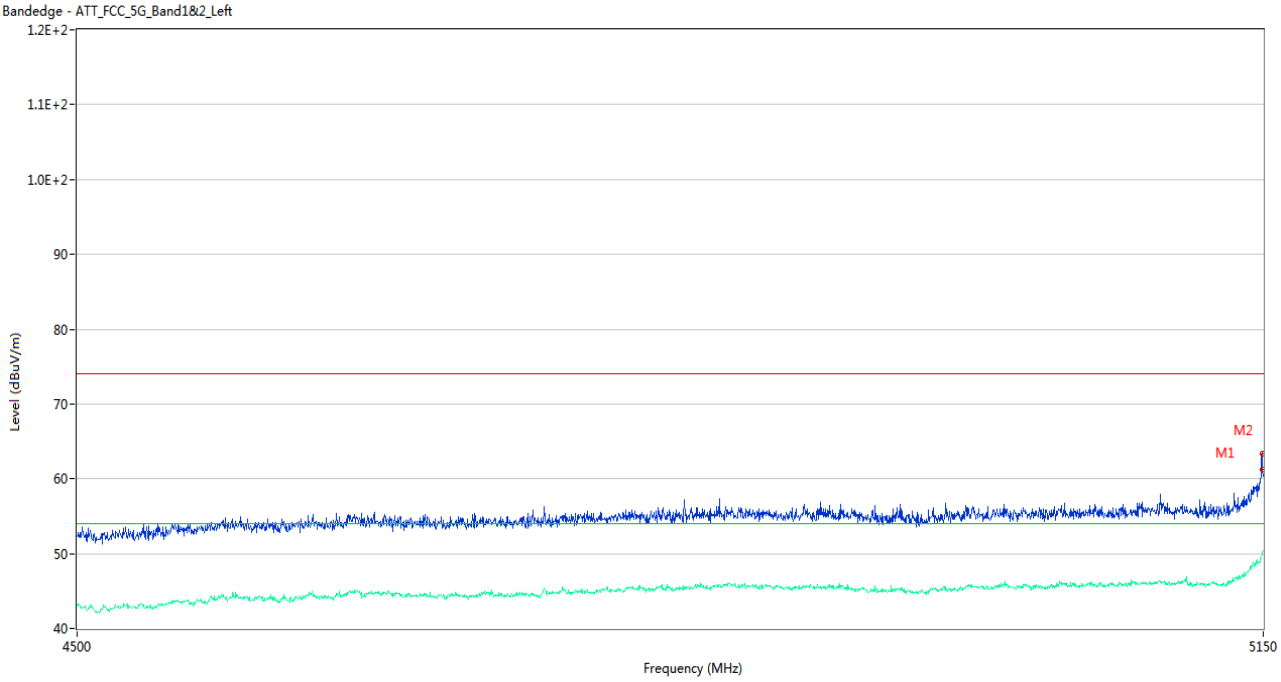

No.	Frequency (MHz)	Results (dBuV/m)	Factor (dB)	Limit (dBuV/m)	Margin (dB)	Detector	Table (Degree)	Height (cm)	Antenna	Verdict
1	5149.350	63.28	2.05	74.0	10.72	Peak	234.00	200	Horizontal	Pass
1**	5149.350	49.77	2.05	54.0	4.23	AV	234.00	200	Horizontal	Pass
2	5149.675	61.20	2.07	74.0	12.80	Peak	225.00	150	Horizontal	Pass
2**	5149.675	50.22	2.07	54.0	3.78	AV	225.00	150	Horizontal	Pass

U-NII-1 11ax20 (SU) High Channel

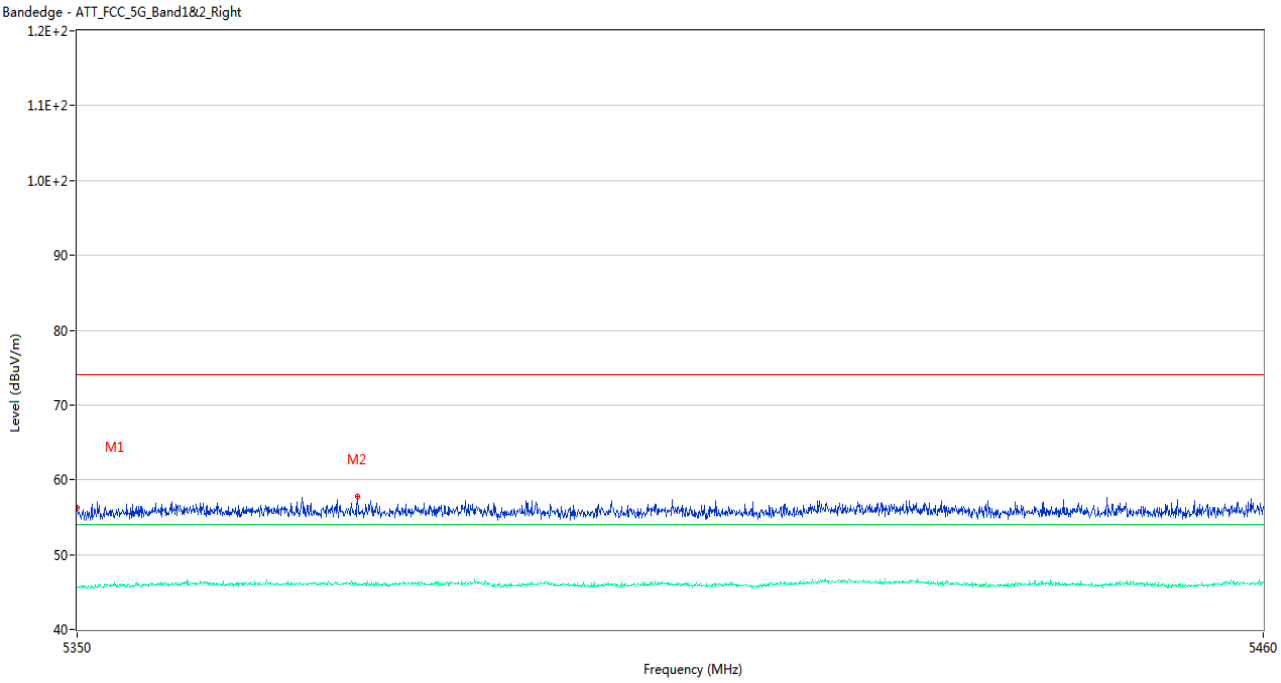

No.	Frequency (MHz)	Results (dBuV/m)	Factor (dB)	Limit (dBuV/m)	Margin (dB)	Detector	Table (Degree)	Height (cm)	Antenna	Verdict
1	5350.000	56.34	1.93	74.0	17.66	Peak	249.00	150	Horizontal	Pass
1**	5350.000	45.65	1.93	54.0	8.35	AV	249.00	150	Horizontal	Pass
2	5375.795	57.71	2.22	74.0	16.29	Peak	265.00	200	Horizontal	Pass
2**	5375.795	46.03	2.22	54.0	7.97	AV	265.00	200	Horizontal	Pass

U-NII-1 11ax40 (SU) Low Channel

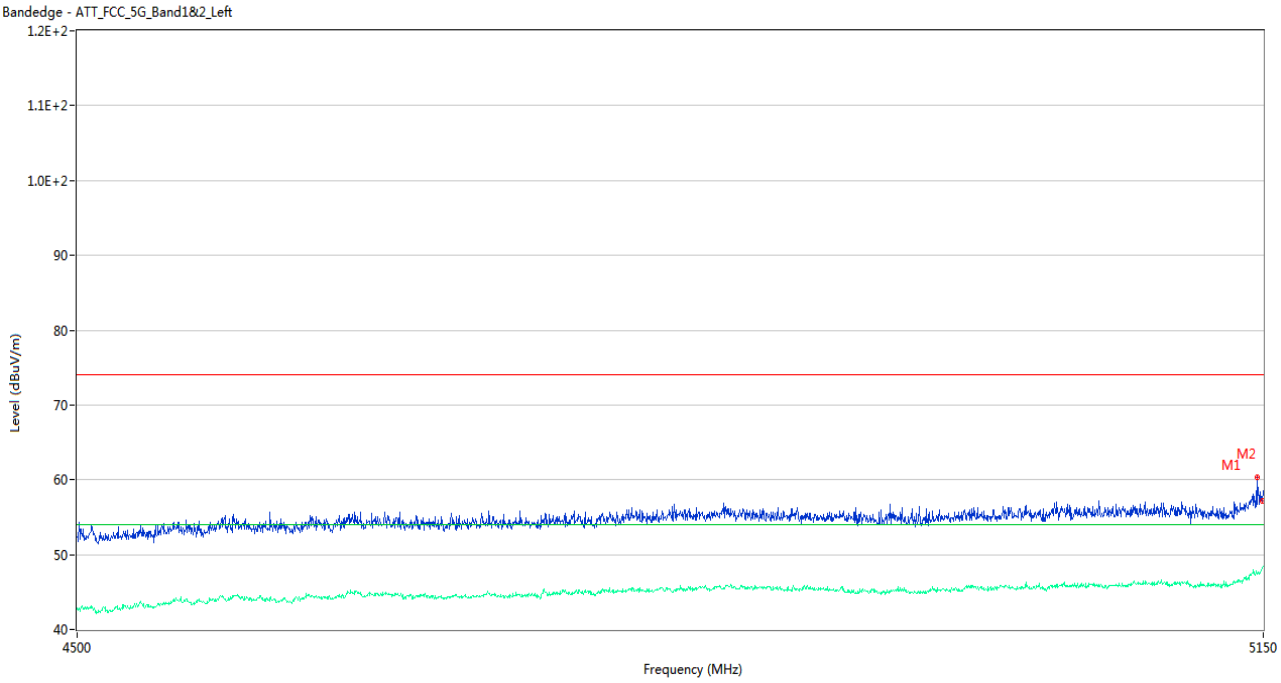

No.	Frequency (MHz)	Results (dBuV/m)	Factor (dB)	Limit (dBuV/m)	Margin (dB)	Detector	Table (Degree)	Height (cm)	Antenna	Verdict
1	5146.750	60.41	2.29	74.0	13.59	Peak	249.00	200	Horizontal	Pass
1**	5146.750	47.52	2.29	54.0	6.48	AV	249.00	200	Horizontal	Pass
2	5149.675	57.25	2.07	74.0	16.75	Peak	101.00	100	Horizontal	Pass
2**	5149.675	48.06	2.07	54.0	5.94	AV	101.00	100	Horizontal	Pass

U-NII-1 11ax40 (SU) High Channel

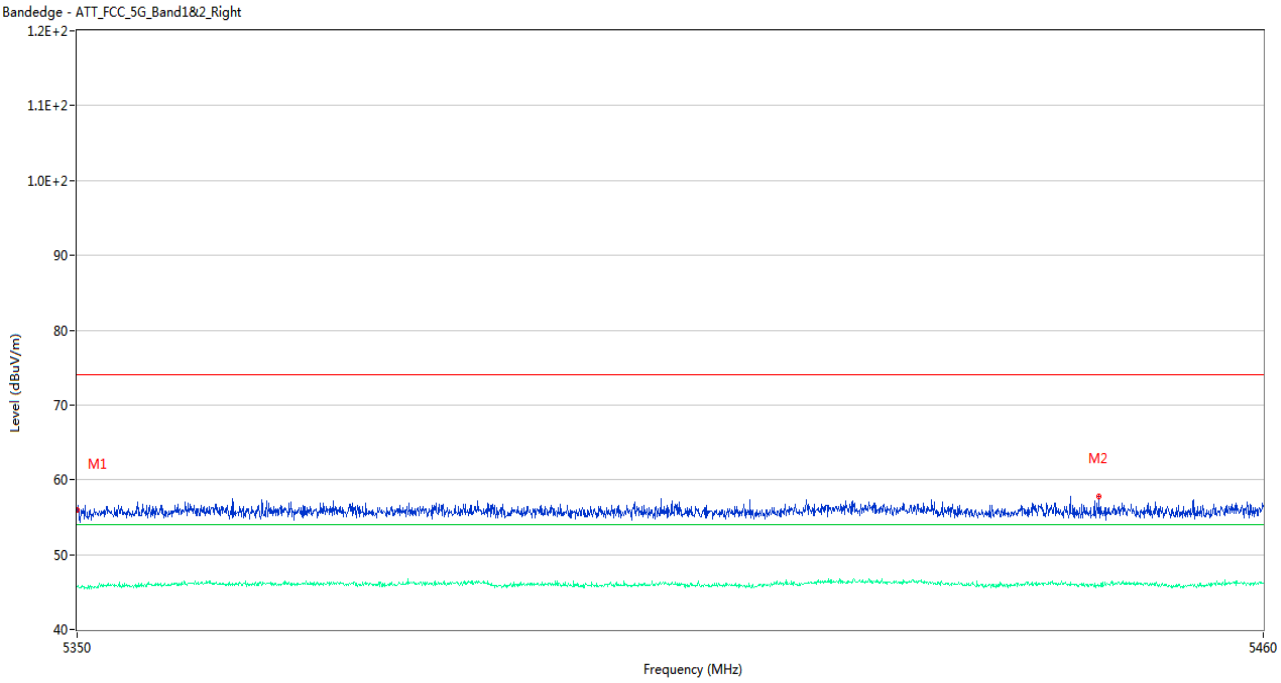

No.	Frequency (MHz)	Results (dBuV/m)	Factor (dB)	Limit (dBuV/m)	Margin (dB)	Detector	Table (Degree)	Height (cm)	Antenna	Verdict
1	5350.000	56.01	1.93	74.0	17.99	Peak	23.00	100	Horizontal	Pass
1**	5350.000	45.78	1.93	54.0	8.22	AV	23.00	100	Horizontal	Pass
2	5444.655	57.85	2.13	74.0	16.15	Peak	3.00	100	Horizontal	Pass
2**	5444.655	45.85	2.13	54.0	8.15	AV	3.00	100	Horizontal	Pass

U-NII-1 11ax80 (SU) Middle Channel

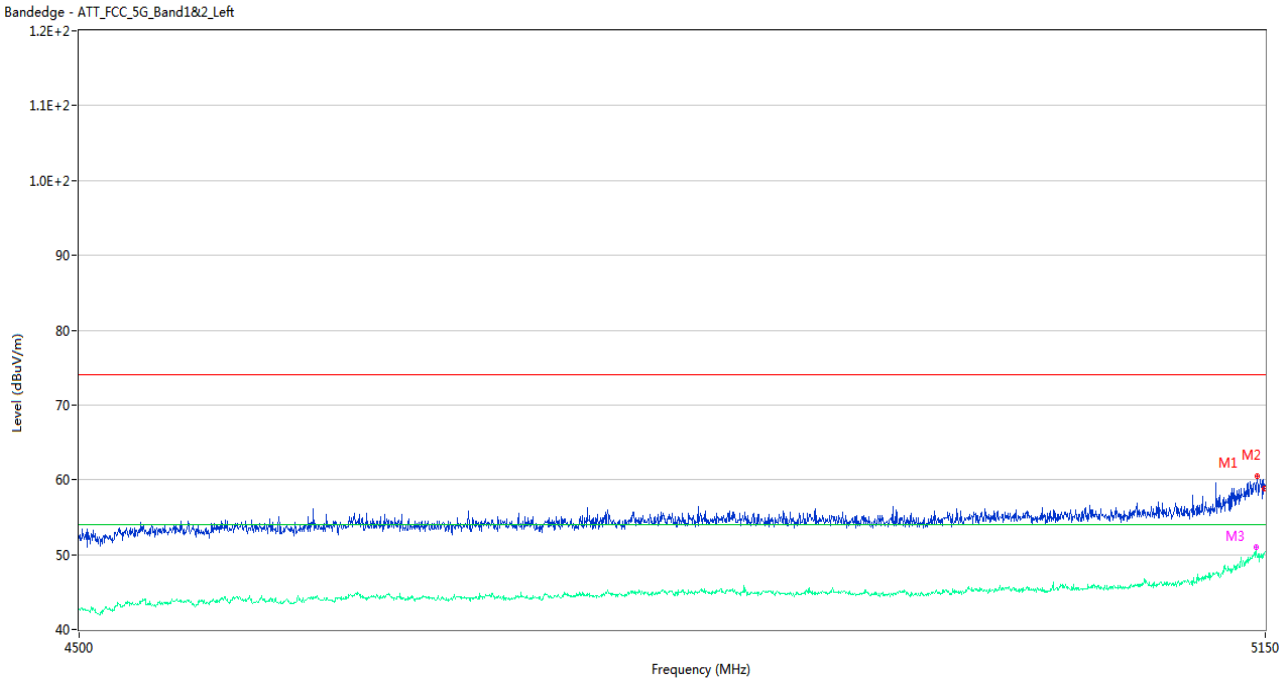

No.	Frequency (MHz)	Results (dBuV/m)	Factor (dB)	Limit (dBuV/m)	Margin (dB)	Detector	Table (Degree)	Height (cm)	Antenna	Verdict
1	5145.450	60.46	2.27	74.0	13.54	Peak	245.00	100	Horizontal	Pass
1**	5145.450	49.83	2.27	54.0	4.17	AV	245.00	100	Horizontal	Pass
2	5149.675	58.87	2.07	74.0	15.13	Peak	231.00	200	Horizontal	Pass
2**	5149.675	50.04	2.07	54.0	3.96	AV	231.00	200	Horizontal	Pass
3	5144.475	58.45	2.28	74.0	15.55	Peak	235.00	150	Horizontal	Pass
3**	5144.475	50.97	2.28	54.0	3.03	AV	235.00	150	Horizontal	Pass

U-NII-1 11ax80 (SU) Middle Channel

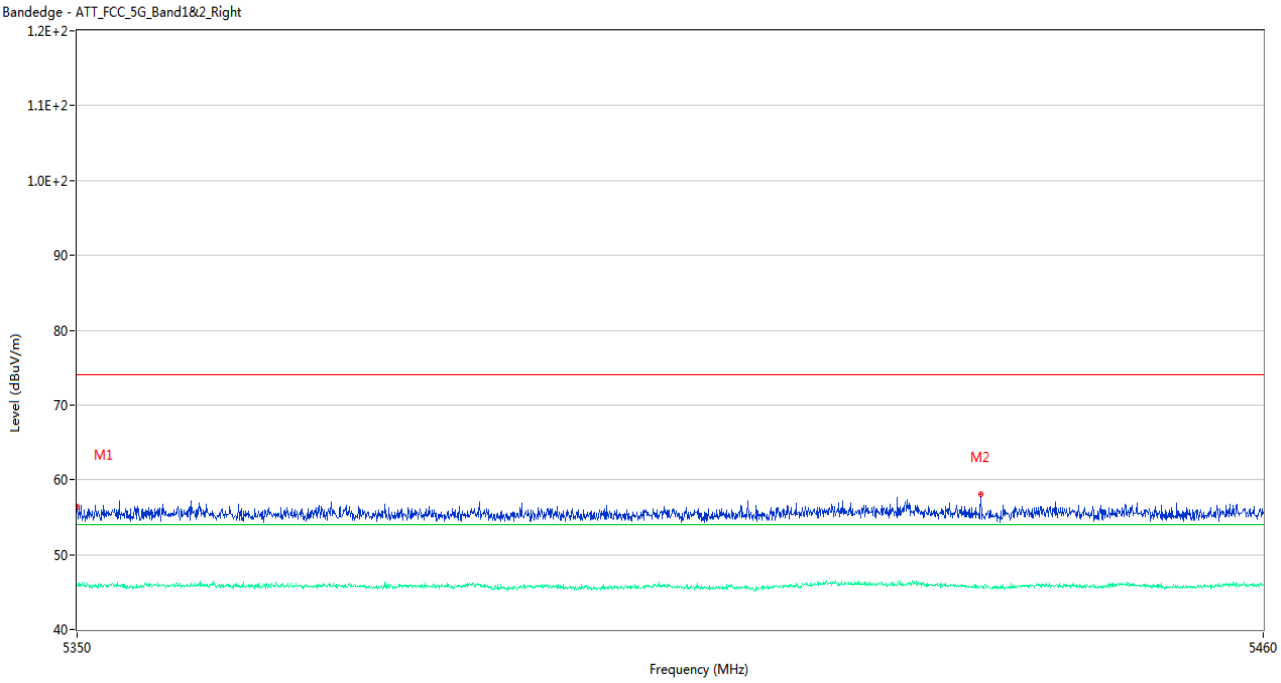

No.	Frequency (MHz)	Results (dBuV/m)	Factor (dB)	Limit (dBuV/m)	Margin (dB)	Detector	Table (Degree)	Height (cm)	Antenna	Verdict
1	5350.000	56.47	1.93	74.0	17.53	Peak	94.00	100	Horizontal	Pass
1**	5350.000	45.85	1.93	54.0	8.15	AV	94.00	100	Horizontal	Pass
2	5433.600	58.11	2.06	74.0	15.89	Peak	0.00	200	Horizontal	Pass
2**	5433.600	45.62	2.06	54.0	8.38	AV	0.00	200	Horizontal	Pass

U-NII-1 11ax160 (SU) CH50

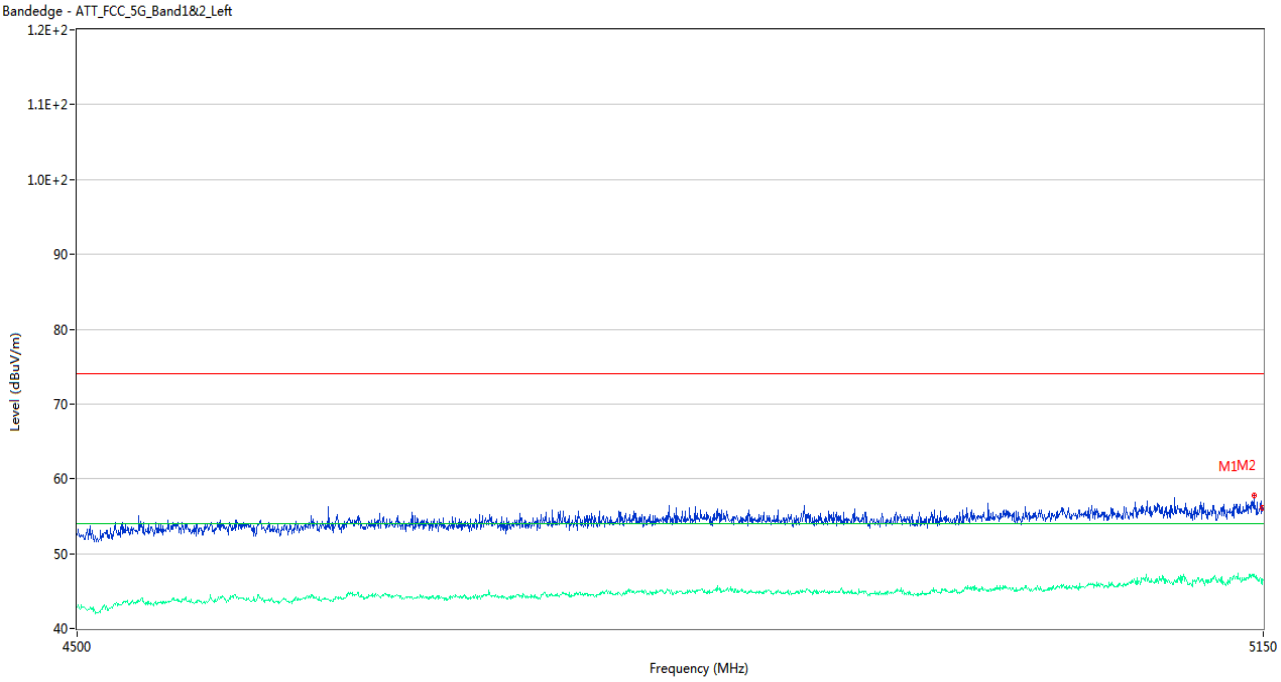

No.	Frequency (MHz)	Results (dBuV/m)	Factor (dB)	Limit (dBuV/m)	Margin (dB)	Detector	Table (Degree)	Height (cm)	Antenna	Verdict
1	5144.475	57.82	2.28	74.0	16.18	Peak	233.00	200	Horizontal	Pass
1**	5144.475	47.19	2.28	54.0	6.81	AV	233.00	200	Horizontal	Pass
2	5149.675	56.12	2.07	74.0	17.88	Peak	91.00	150	Horizontal	Pass
2**	5149.675	46.66	2.07	54.0	7.34	AV	91.00	150	Horizontal	Pass

U-NII-1 11ax160 (SU) CH50

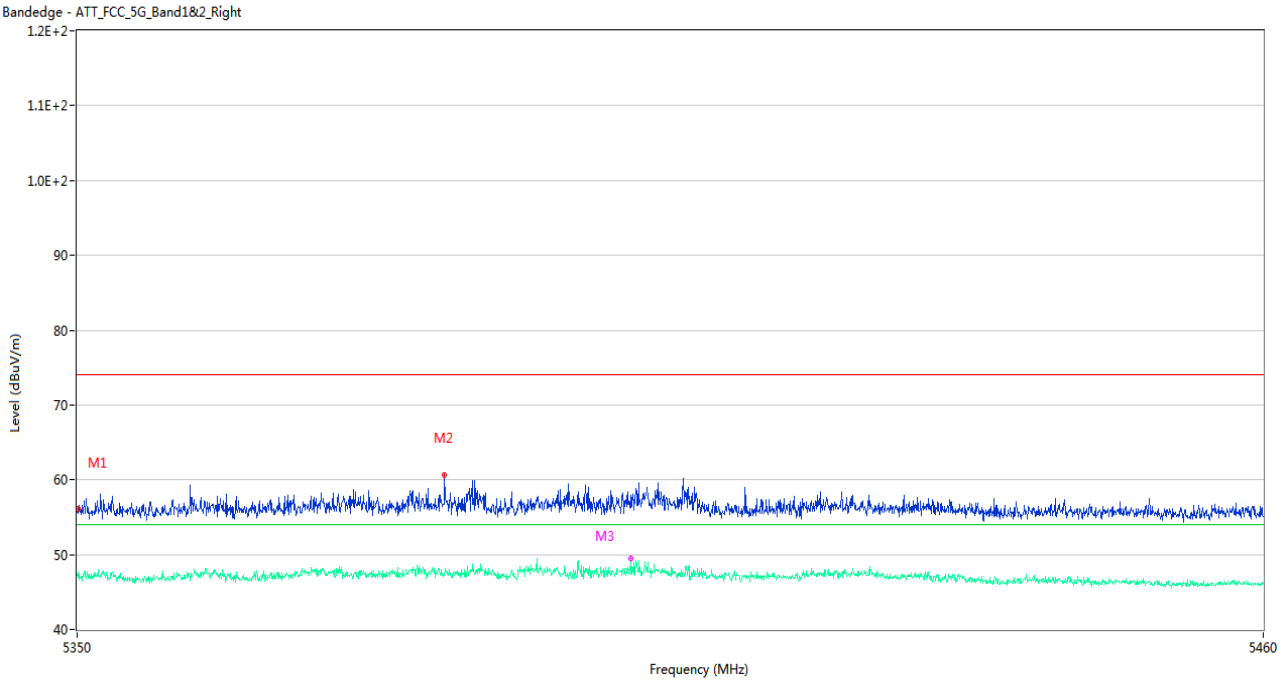

No.	Frequency (MHz)	Results (dBuV/m)	Factor (dB)	Limit (dBuV/m)	Margin (dB)	Detector	Table (Degree)	Height (cm)	Antenna	Verdict
1	5350.055	56.12	1.93	74.0	17.88	Peak	266.00	200	Horizontal	Pass
1**	5350.055	46.95	1.93	54.0	7.05	AV	266.00	200	Horizontal	Pass
2	5383.825	60.68	2.19	74.0	13.32	Peak	192.00	200	Horizontal	Pass
2**	5383.825	47.26	2.19	54.0	6.74	AV	192.00	200	Horizontal	Pass
3	5401.095	56.31	1.96	74.0	17.69	Peak	241.00	150	Horizontal	Pass
3**	5401.095	49.44	1.96	54.0	4.56	AV	241.00	150	Horizontal	Pass

U-NII-2A 11a Low Channel

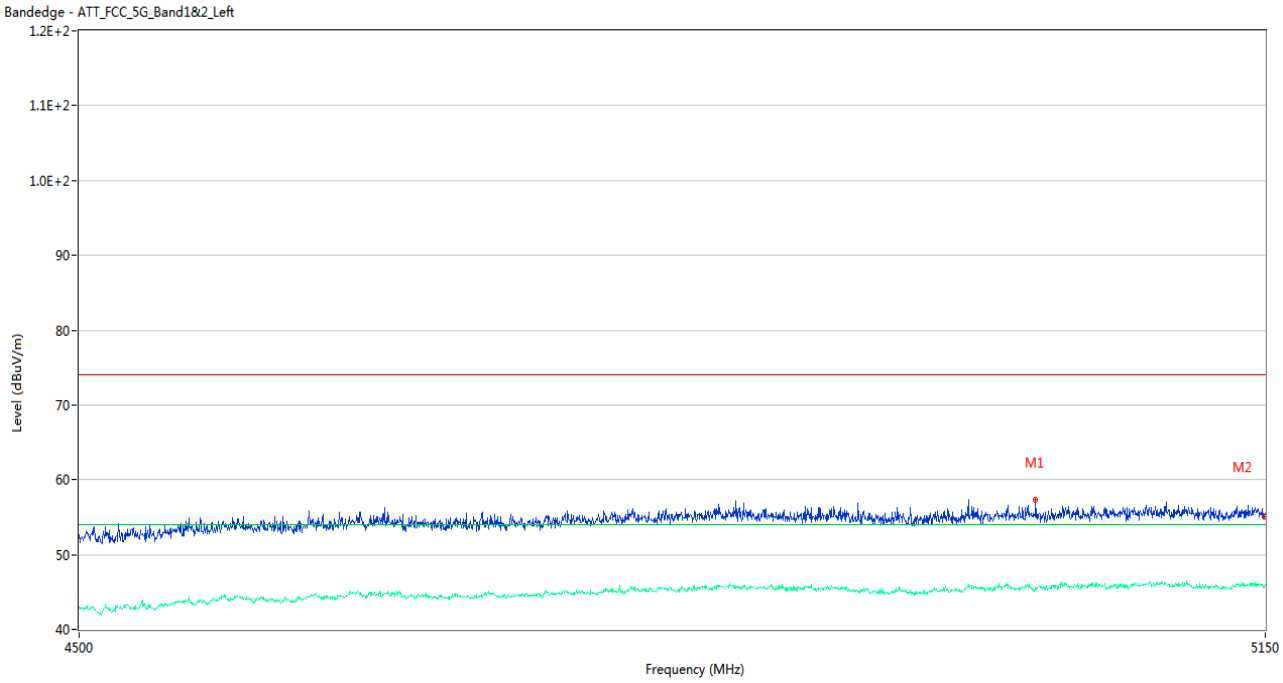

No.	Frequency (MHz)	Results (dBuV/m)	Factor (dB)	Limit (dBuV/m)	Margin (dB)	Detector	Table (Degree)	Height (cm)	Antenna	Verdict
1	5017.075	57.30	1.78	74.0	16.70	Peak	154.00	200	Horizontal	Pass
1**	5017.075	45.25	1.78	54.0	8.75	AV	154.00	200	Horizontal	Pass
2	5149.675	55.13	2.07	74.0	18.87	Peak	255.00	150	Horizontal	Pass
2**	5149.675	45.66	2.07	54.0	8.34	AV	255.00	150	Horizontal	Pass

U-NII-2A 11a High Channel

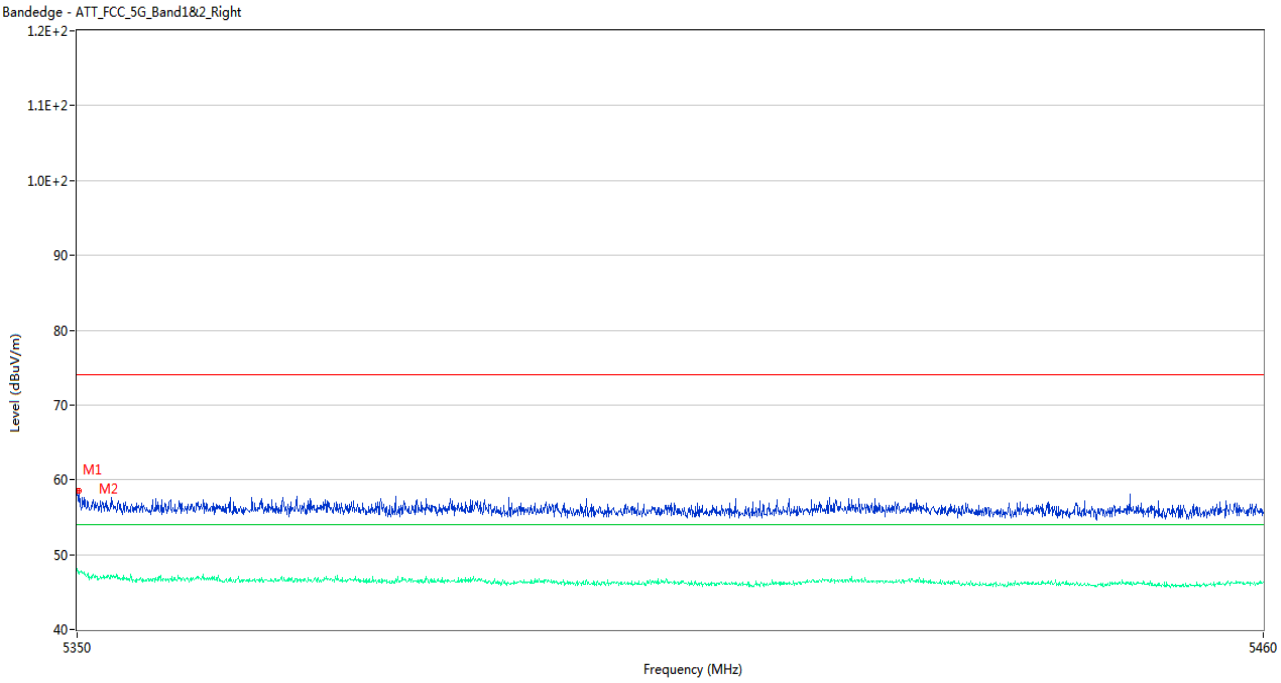

No.	Frequency (MHz)	Results (dBuV/m)	Factor (dB)	Limit (dBuV/m)	Margin (dB)	Detector	Table (Degree)	Height (cm)	Antenna	Verdict
1	5350.000	58.48	1.93	74.0	15.52	Peak	241.00	100	Horizontal	Pass
1**	5350.000	48.18	1.93	54.0	5.82	AV	241.00	100	Horizontal	Pass
2	5350.220	58.46	1.92	74.0	15.54	Peak	229.00	200	Horizontal	Pass
2**	5350.220	47.33	1.92	54.0	6.67	AV	229.00	200	Horizontal	Pass

U-NII-2A 11n20 Low Channel

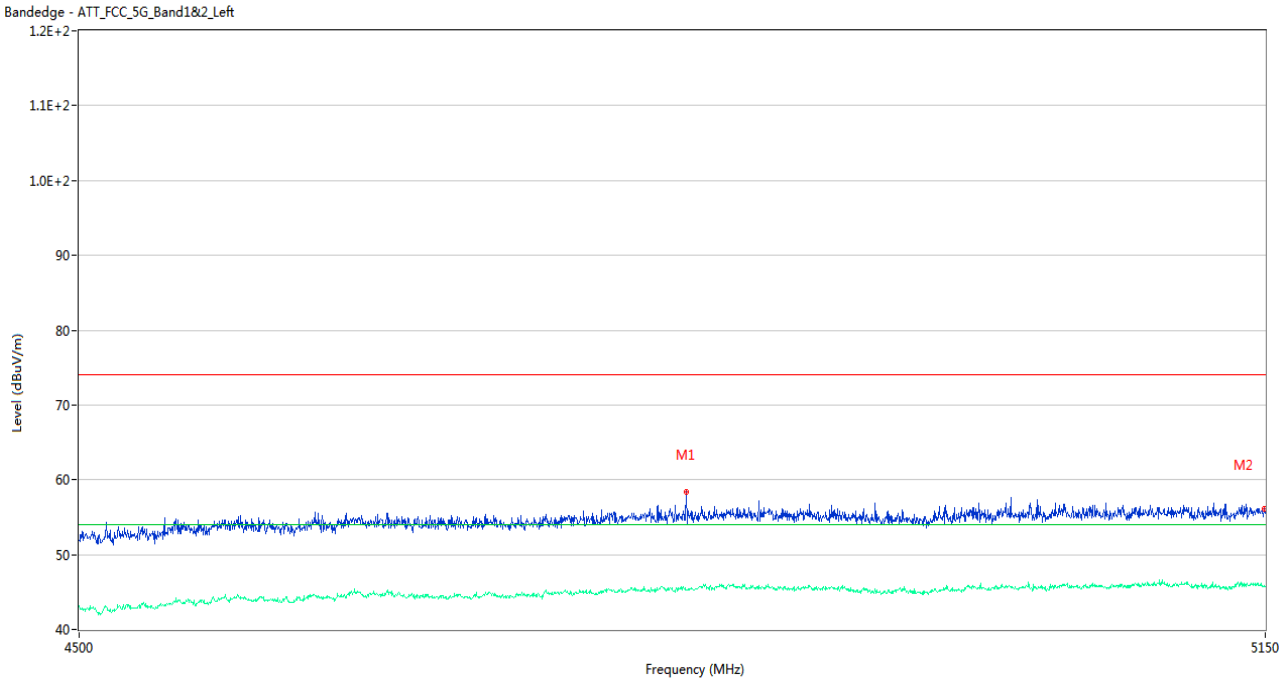

No.	Frequency (MHz)	Results (dBuV/m)	Factor (dB)	Limit (dBuV/m)	Margin (dB)	Detector	Table (Degree)	Height (cm)	Antenna	Verdict
1	4821.750	58.41	1.52	74.0	15.59	Peak	204.00	150	Horizontal	Pass
1**	4821.750	45.31	1.52	54.0	8.69	AV	204.00	150	Horizontal	Pass
2	5149.675	56.11	2.07	74.0	17.89	Peak	0.00	150	Horizontal	Pass
2**	5149.675	45.86	2.07	54.0	8.14	AV	0.00	150	Horizontal	Pass

U-NII-2A 11n20 High Channel

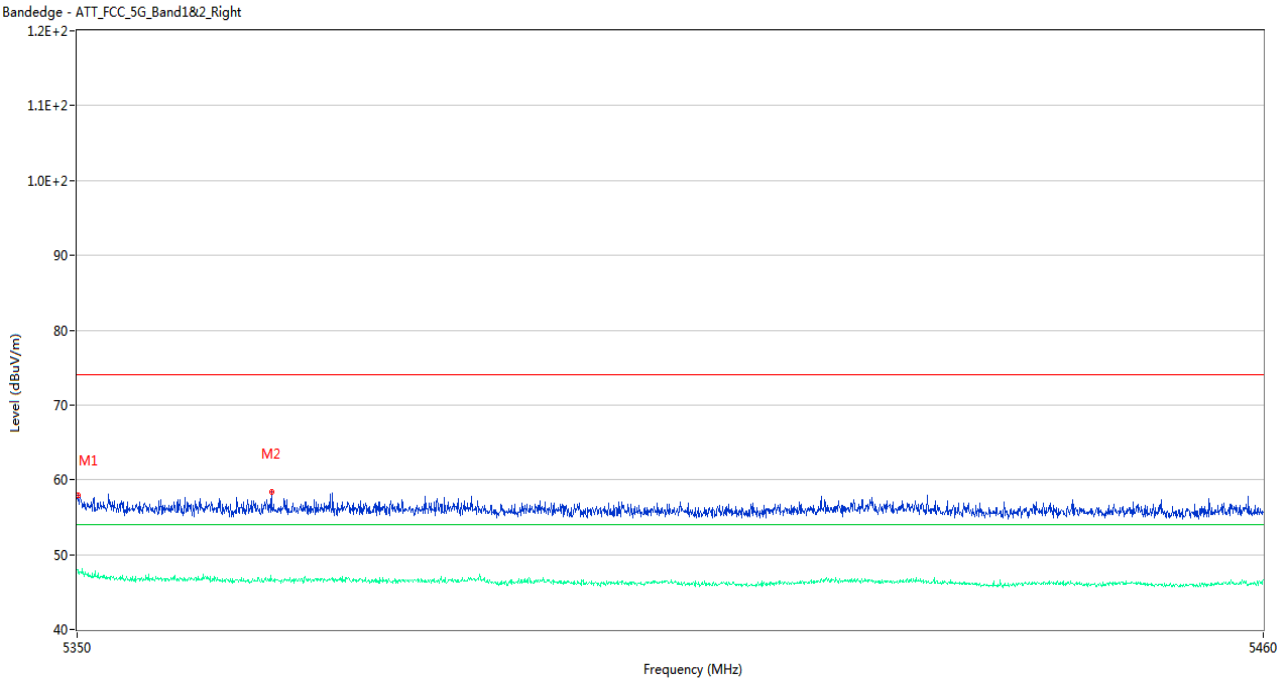

No.	Frequency (MHz)	Results (dBuV/m)	Factor (dB)	Limit (dBuV/m)	Margin (dB)	Detector	Table (Degree)	Height (cm)	Antenna	Verdict
1	5350.055	58.00	1.93	74.0	16.00	Peak	221.00	200	Horizontal	Pass
1**	5350.055	48.00	1.93	54.0	6.00	AV	221.00	200	Horizontal	Pass
2	5367.875	58.45	2.23	74.0	15.55	Peak	101.00	100	Horizontal	Pass
2**	5367.875	46.84	2.23	54.0	7.16	AV	101.00	100	Horizontal	Pass

U-NII-2A 11n40 Low Channel

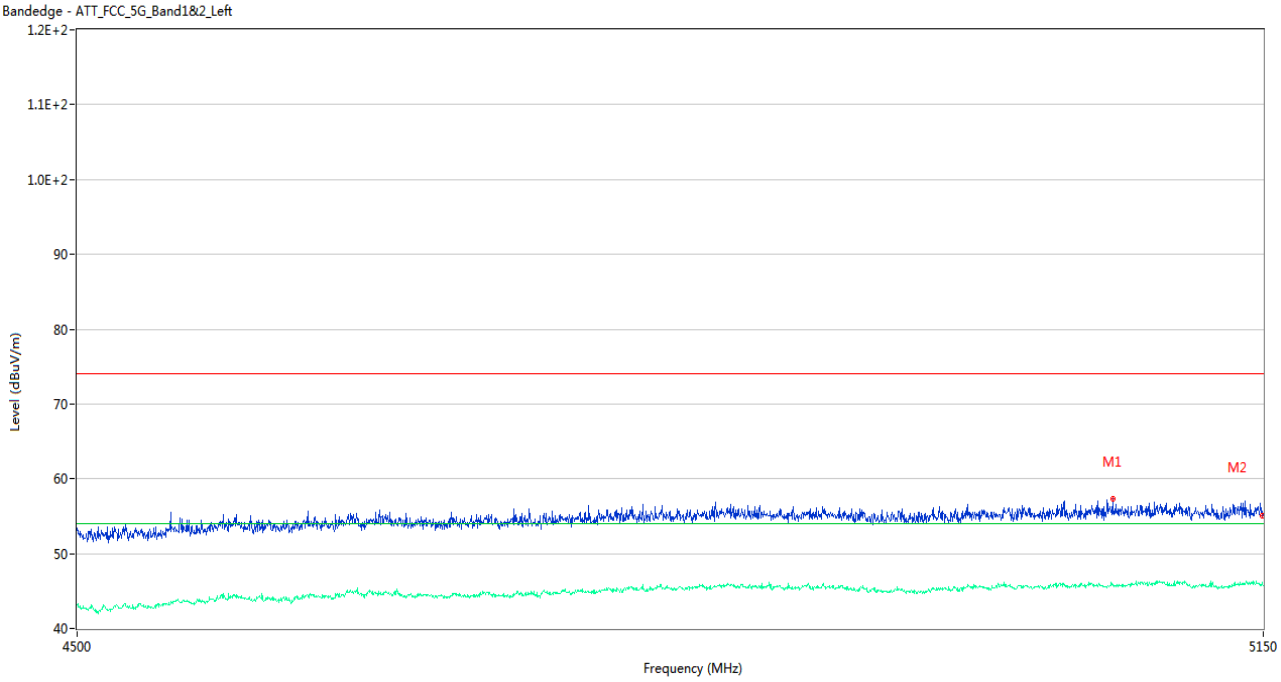

No.	Frequency (MHz)	Results (dBuV/m)	Factor (dB)	Limit (dBuV/m)	Margin (dB)	Detector	Table (Degree)	Height (cm)	Antenna	Verdict
1	5062.575	57.32	2.09	74.0	16.68	Peak	16.00	150	Horizontal	Pass
1**	5062.575	45.85	2.09	54.0	8.15	AV	16.00	150	Horizontal	Pass
2	5149.675	55.11	2.07	74.0	18.89	Peak	326.00	150	Horizontal	Pass
2**	5149.675	45.80	2.07	54.0	8.20	AV	326.00	150	Horizontal	Pass

U-NII-2A 11n40 High Channel

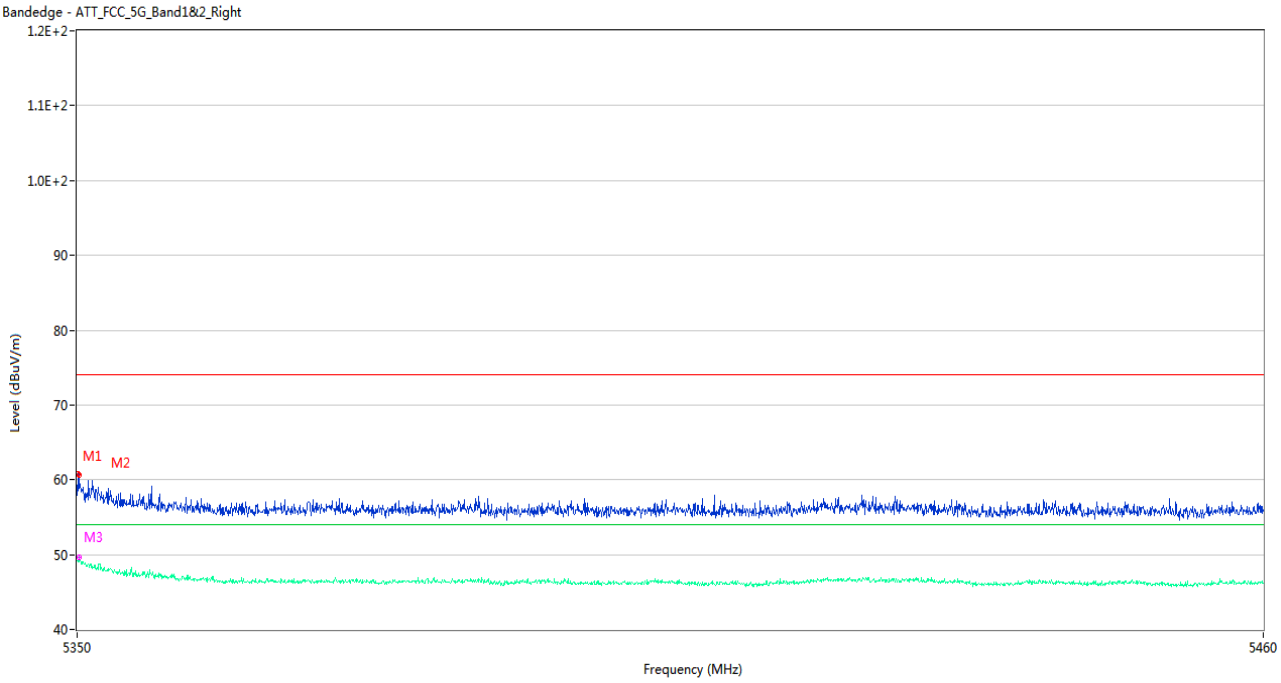

No.	Frequency (MHz)	Results (dBuV/m)	Factor (dB)	Limit (dBuV/m)	Margin (dB)	Detector	Table (Degree)	Height (cm)	Antenna	Verdict
1	5350.055	60.74	1.93	74.0	13.26	Peak	239.00	100	Horizontal	Pass
1**	5350.055	49.14	1.93	54.0	4.86	AV	239.00	100	Horizontal	Pass
2	5350.165	60.71	1.92	74.0	13.29	Peak	250.00	200	Horizontal	Pass
2**	5350.165	49.01	1.92	54.0	4.99	AV	250.00	200	Horizontal	Pass
3	5350.220	58.87	1.92	74.0	15.13	Peak	109.00	150	Horizontal	Pass
3**	5350.220	49.71	1.92	54.0	4.29	AV	109.00	150	Horizontal	Pass

U-NII-2A 11ac20 Low Channel

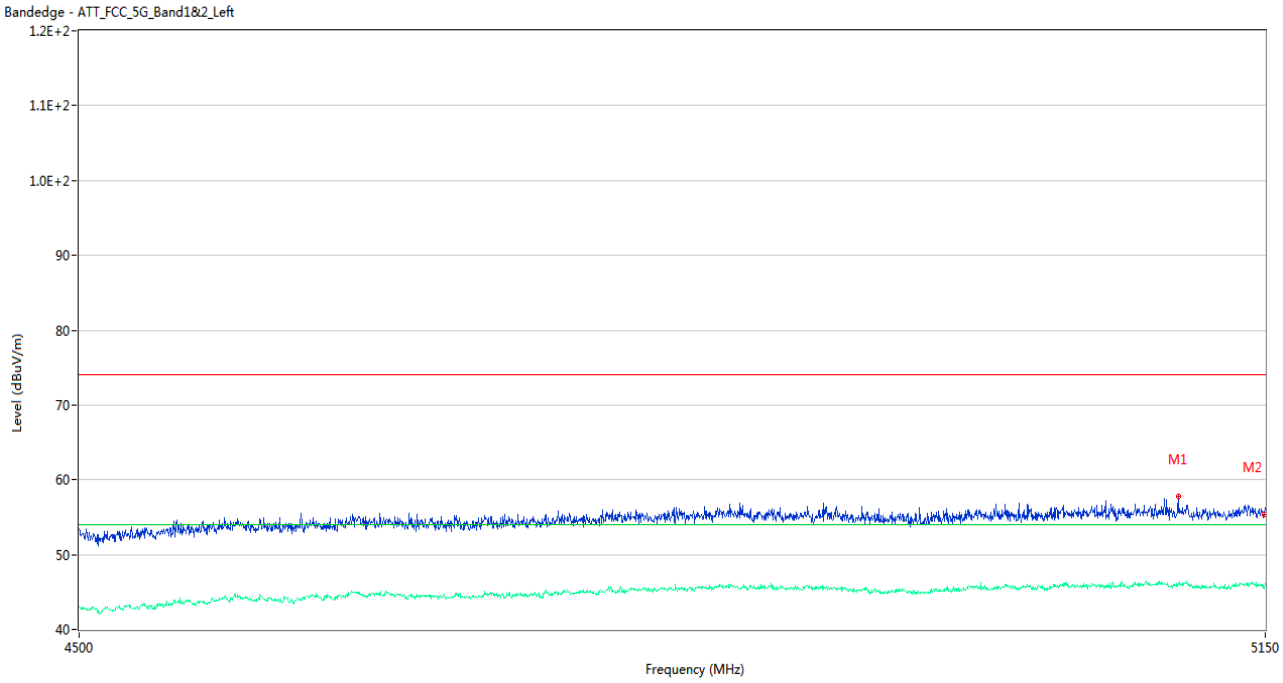

No.	Frequency (MHz)	Results (dBuV/m)	Factor (dB)	Limit (dBuV/m)	Margin (dB)	Detector	Table (Degree)	Height (cm)	Antenna	Verdict
1	5099.300	57.81	2.34	74.0	16.19	Peak	335.00	100	Horizontal	Pass
1**	5099.300	46.14	2.34	54.0	7.86	AV	335.00	100	Horizontal	Pass
2	5149.675	55.30	2.07	74.0	18.70	Peak	65.00	200	Horizontal	Pass
2**	5149.675	45.50	2.07	54.0	8.50	AV	65.00	200	Horizontal	Pass

U-NII-2A 11ac20 High Channel

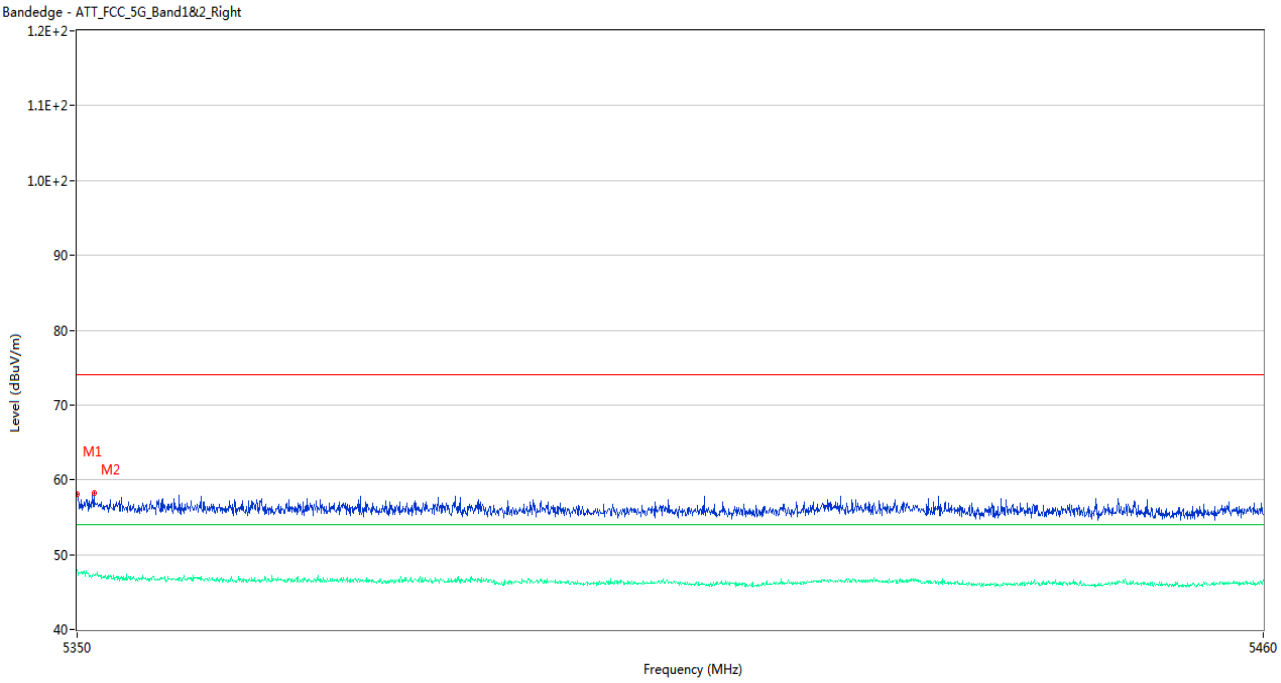

No.	Frequency (MHz)	Results (dBuV/m)	Factor (dB)	Limit (dBuV/m)	Margin (dB)	Detector	Table (Degree)	Height (cm)	Antenna	Verdict
1	5350.000	58.05	1.93	74.0	15.95	Peak	98.00	150	Horizontal	Pass
1**	5350.000	47.92	1.93	54.0	6.08	AV	98.00	150	Horizontal	Pass
2	5351.540	58.20	1.97	74.0	15.80	Peak	239.00	150	Horizontal	Pass
2**	5351.540	47.23	1.97	54.0	6.77	AV	239.00	150	Horizontal	Pass

U-NII-2A 11ac40 Low Channel

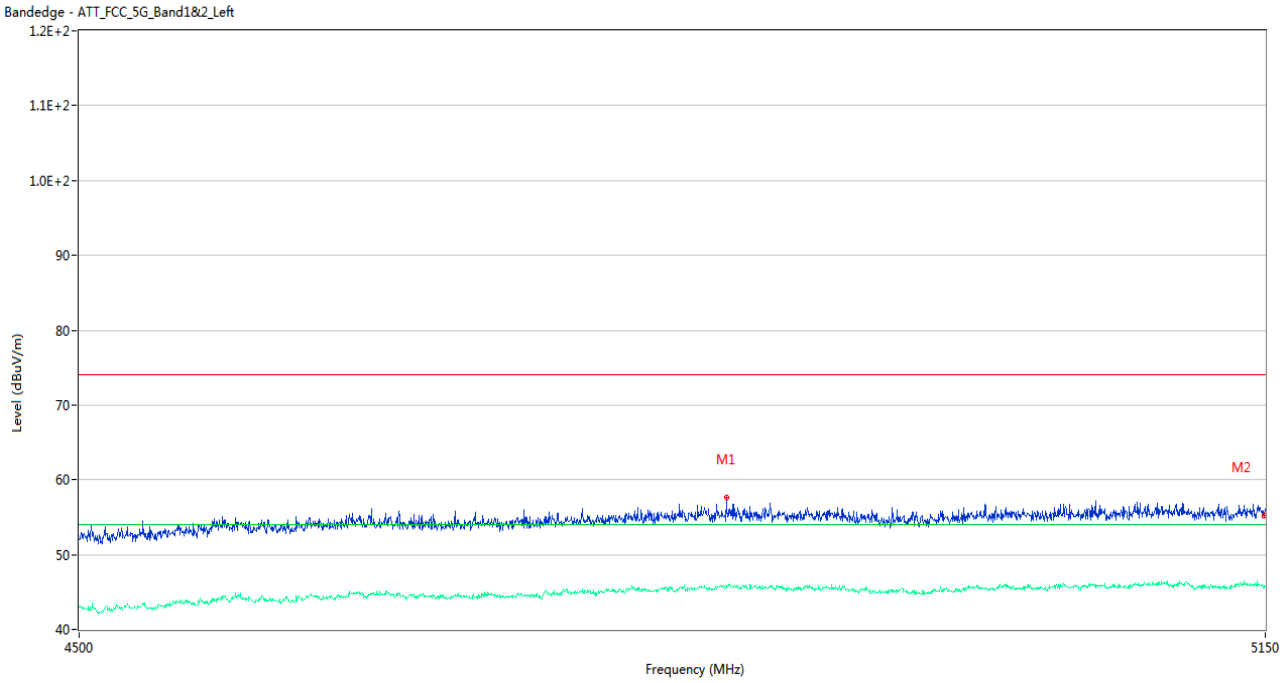

No.	Frequency (MHz)	Results (dBuV/m)	Factor (dB)	Limit (dBuV/m)	Margin (dB)	Detector	Table (Degree)	Height (cm)	Antenna	Verdict
1	4843.850	57.68	2.05	74.0	16.32	Peak	193.00	100	Horizontal	Pass
1**	4843.850	45.61	2.05	54.0	8.39	AV	193.00	100	Horizontal	Pass
2	5149.675	55.24	2.07	74.0	18.76	Peak	193.00	100	Horizontal	Pass
2**	5149.675	45.51	2.07	54.0	8.49	AV	193.00	100	Horizontal	Pass

U-NII-2A 11ac40 High Channel

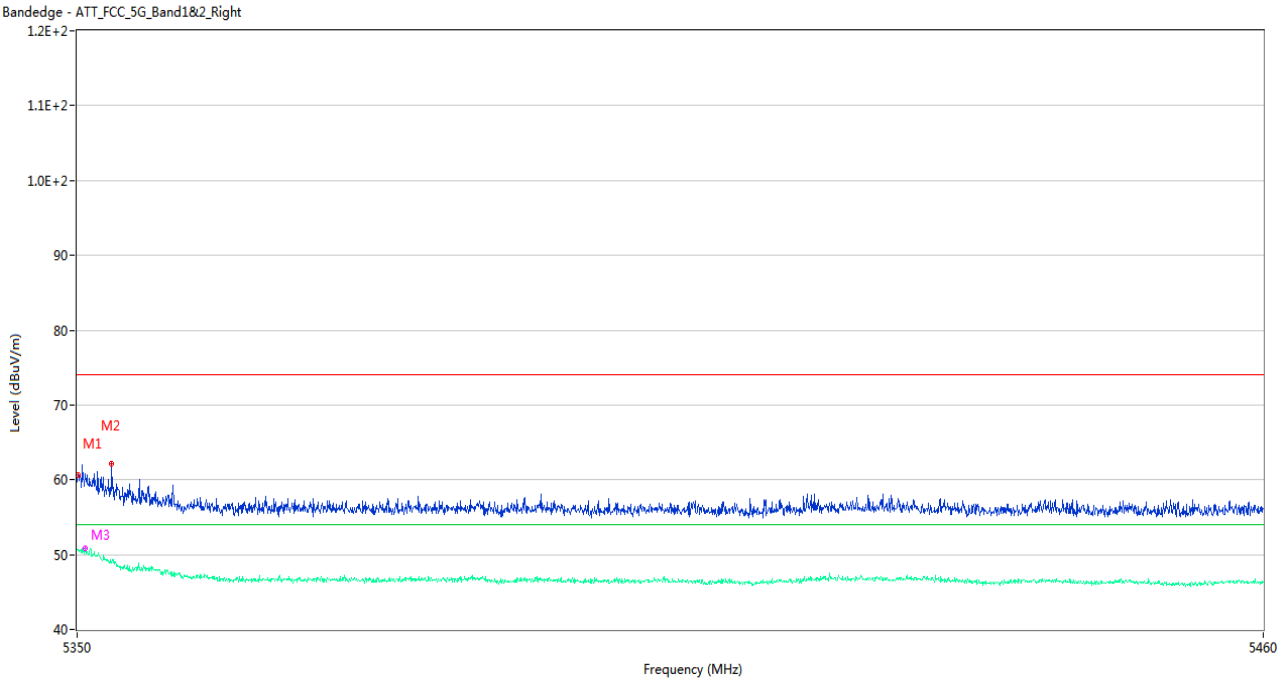

No.	Frequency (MHz)	Results (dBuV/m)	Factor (dB)	Limit (dBuV/m)	Margin (dB)	Detector	Table (Degree)	Height (cm)	Antenna	Verdict
1	5350.055	60.63	1.93	74.0	13.37	Peak	203.00	150	Horizontal	Pass
1**	5350.055	50.68	1.93	54.0	3.32	AV	203.00	150	Horizontal	Pass
2	5353.190	62.20	2.16	74.0	11.80	Peak	256.00	150	Horizontal	Pass
2**	5353.190	48.85	2.16	54.0	5.15	AV	256.00	150	Horizontal	Pass
3	5350.770	60.59	1.89	74.0	13.41	Peak	252.00	150	Horizontal	Pass
3**	5350.770	50.84	1.89	54.0	3.16	AV	252.00	150	Horizontal	Pass

U-NII-2A 11ac80 Middle Channel

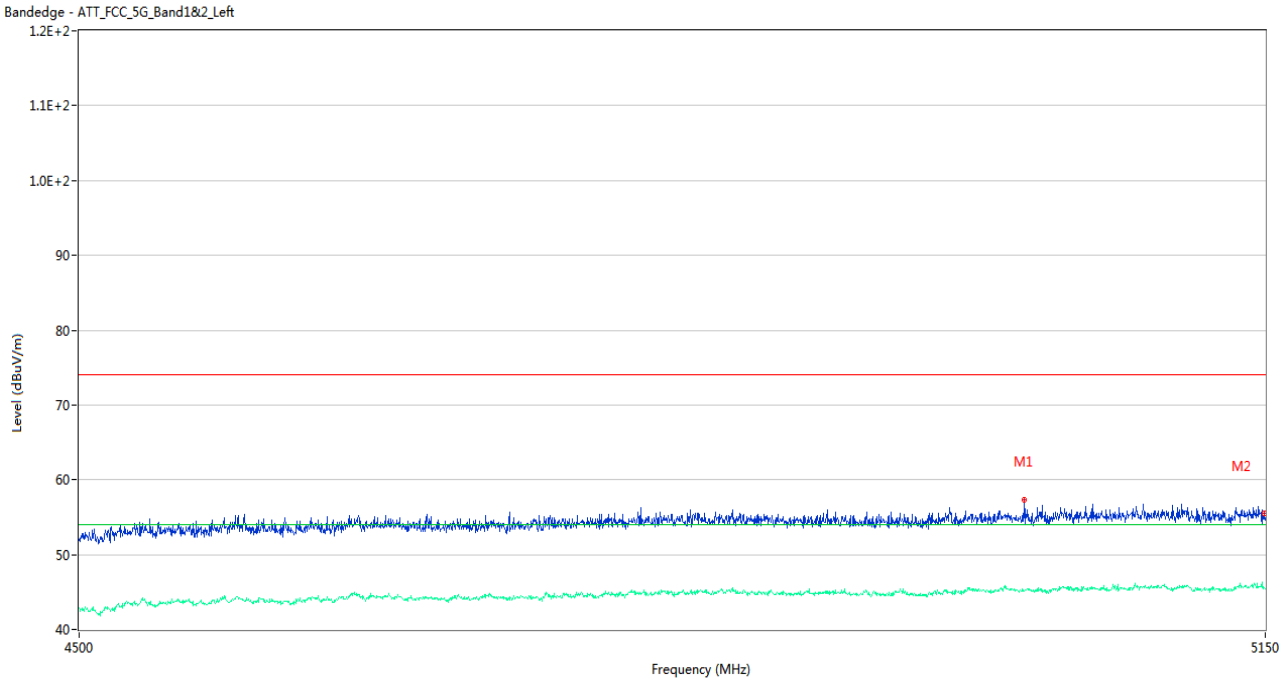

No.	Frequency (MHz)	Results (dBuV/m)	Factor (dB)	Limit (dBuV/m)	Margin (dB)	Detector	Table (Degree)	Height (cm)	Antenna	Verdict
1	5010.900	57.38	1.91	74.0	16.62	Peak	243.00	200	Horizontal	Pass
1**	5010.900	45.18	1.91	54.0	8.82	AV	243.00	200	Horizontal	Pass
2	5149.675	55.45	2.07	74.0	18.55	Peak	360.00	100	Horizontal	Pass
2**	5149.675	45.56	2.07	54.0	8.44	AV	360.00	100	Horizontal	Pass

U-NII-2A 11ac80 Middle Channel

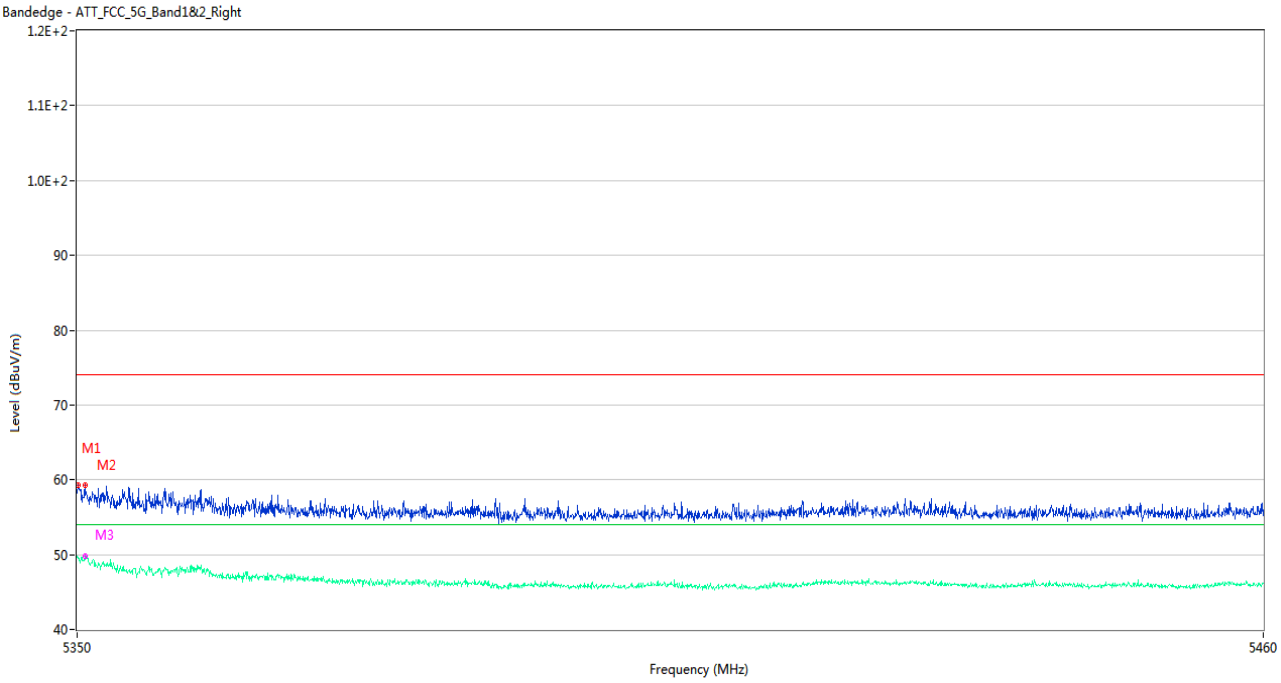

No.	Frequency (MHz)	Results (dBuV/m)	Factor (dB)	Limit (dBuV/m)	Margin (dB)	Detector	Table (Degree)	Height (cm)	Antenna	Verdict
1	5350.055	59.22	1.93	74.0	14.78	Peak	242.00	100	Horizontal	Pass
1**	5350.055	49.42	1.93	54.0	4.58	AV	242.00	100	Horizontal	Pass
2	5350.715	59.31	1.89	74.0	14.69	Peak	240.00	150	Horizontal	Pass
2**	5350.715	49.85	1.89	54.0	4.15	AV	240.00	150	Horizontal	Pass
3	5350.715	59.31	1.89	74.0	14.69	Peak	240.00	150	Horizontal	Pass
3**	5350.715	49.85	1.89	54.0	4.15	AV	240.00	150	Horizontal	Pass

U-NII-2A 11ax20 (SU) Low Channel

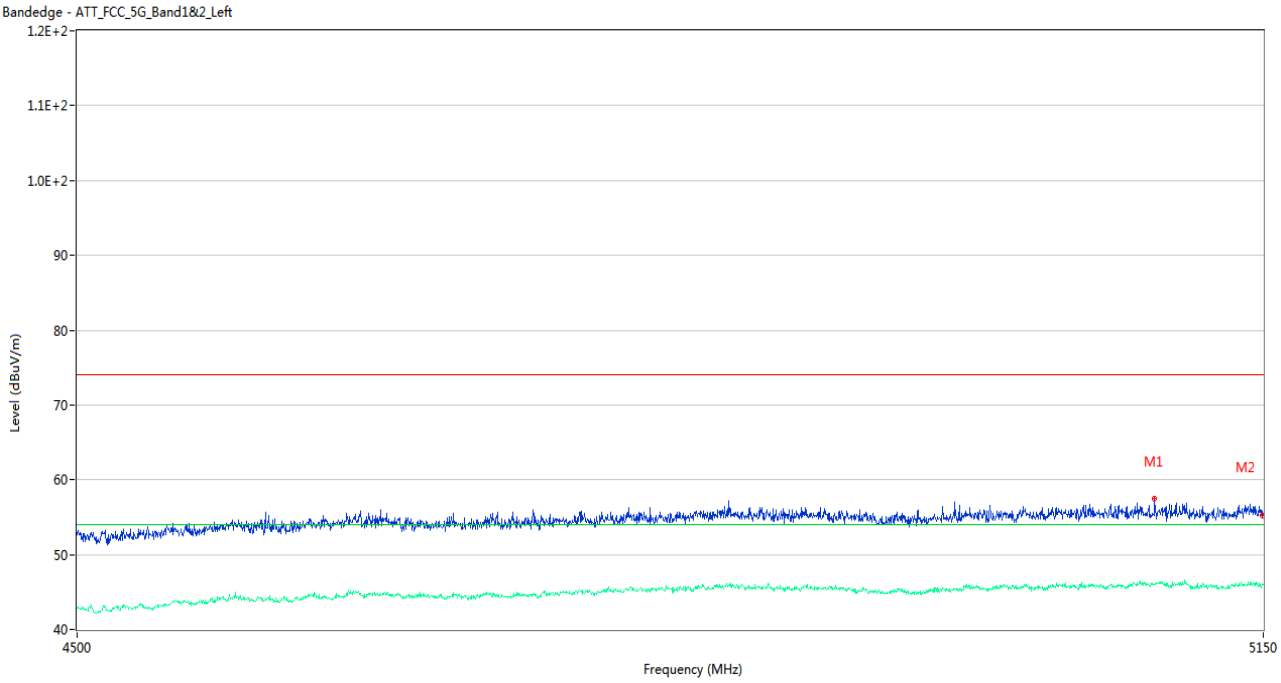

No.	Frequency (MHz)	Results (dBuV/m)	Factor (dB)	Limit (dBuV/m)	Margin (dB)	Detector	Table (Degree)	Height (cm)	Antenna	Verdict
1	5086.625	57.40	2.30	74.0	16.60	Peak	39.00	100	Horizontal	Pass
1**	5086.625	46.01	2.30	54.0	7.99	AV	39.00	100	Horizontal	Pass
2	5149.675	55.20	2.07	74.0	18.80	Peak	221.00	200	Horizontal	Pass
2**	5149.675	46.03	2.07	54.0	7.97	AV	221.00	200	Horizontal	Pass

U-NII-2A 11ax20 (SU) High Channel

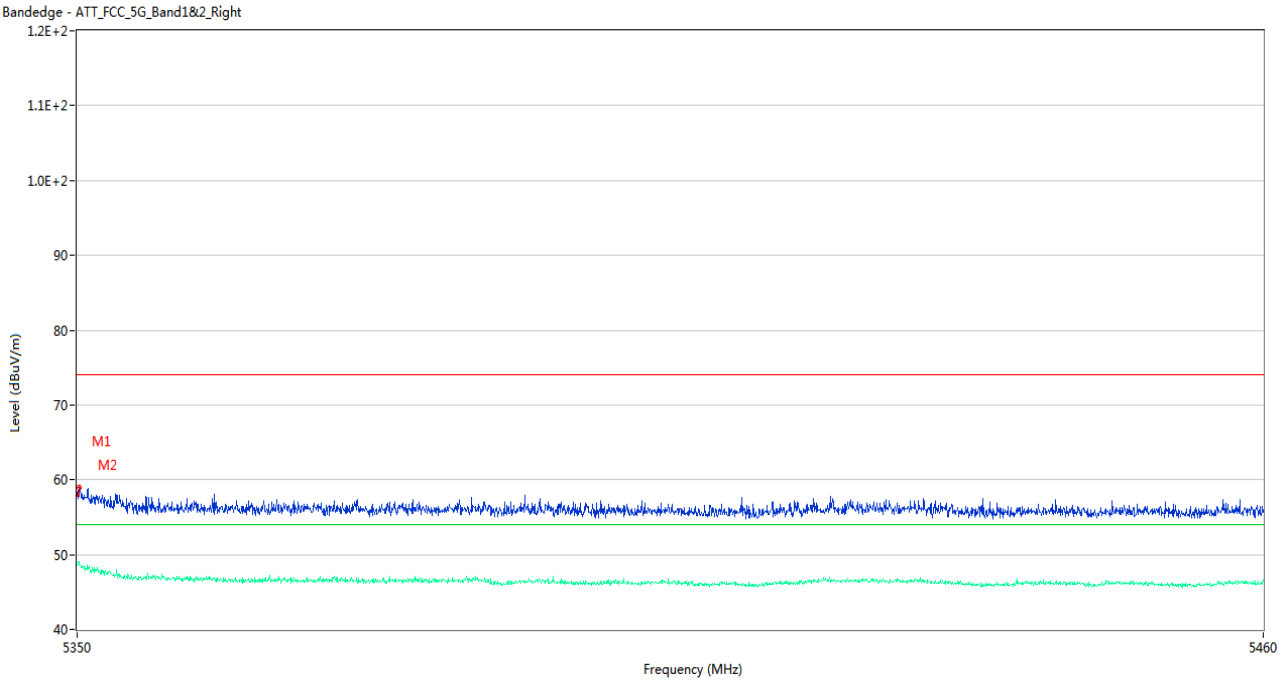

No.	Frequency (MHz)	Results (dBuV/m)	Factor (dB)	Limit (dBuV/m)	Margin (dB)	Detector	Table (Degree)	Height (cm)	Antenna	Verdict
1	5350.000	58.07	1.93	74.0	15.93	Peak	238.00	100	Horizontal	Pass
1**	5350.000	48.56	1.93	54.0	5.44	AV	238.00	100	Horizontal	Pass
2	5350.165	59.04	1.92	74.0	14.96	Peak	223.00	200	Horizontal	Pass
2**	5350.165	48.99	1.92	54.0	5.01	AV	223.00	200	Horizontal	Pass

U-NII-2A 11ax40 (SU) Low Channel

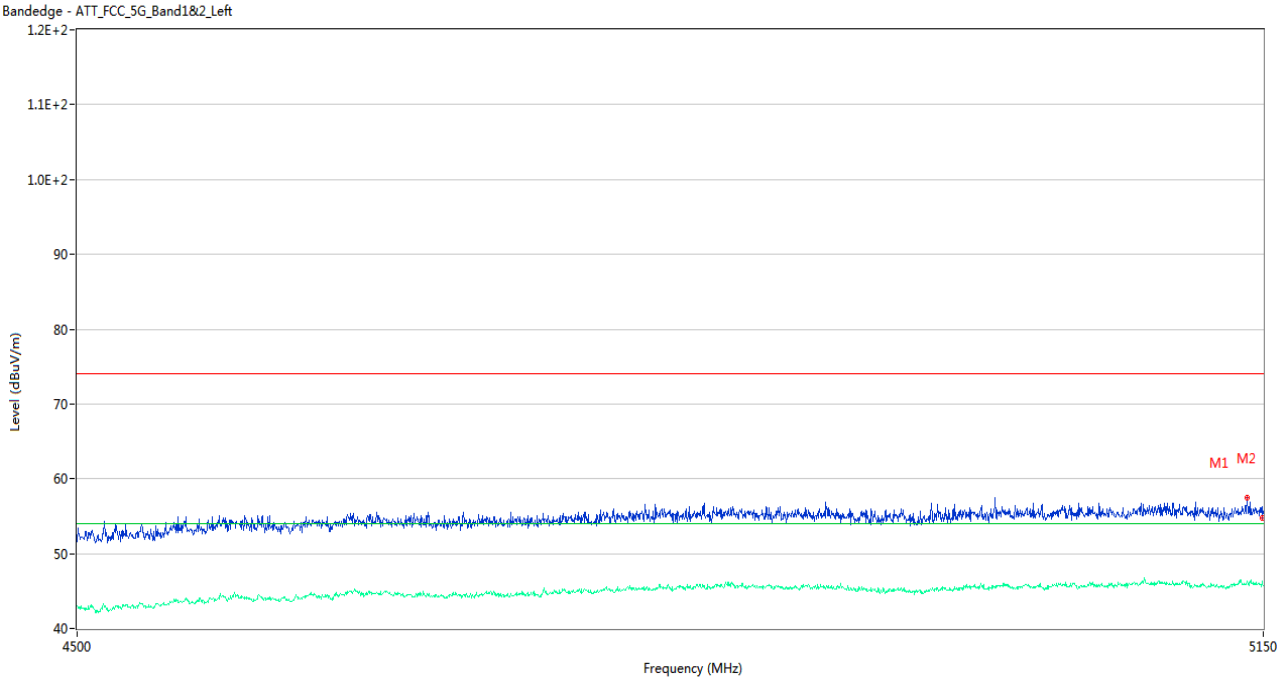

No.	Frequency (MHz)	Results (dBuV/m)	Factor (dB)	Limit (dBuV/m)	Margin (dB)	Detector	Table (Degree)	Height (cm)	Antenna	Verdict
1	5140.575	57.49	2.36	74.0	16.51	Peak	289.00	200	Horizontal	Pass
1**	5140.575	46.27	2.36	54.0	7.73	AV	289.00	200	Horizontal	Pass
2	5149.675	54.77	2.07	74.0	19.23	Peak	117.00	150	Horizontal	Pass
2**	5149.675	45.85	2.07	54.0	8.15	AV	117.00	150	Horizontal	Pass

U-NII-2A 11ax40 (SU) High Channel

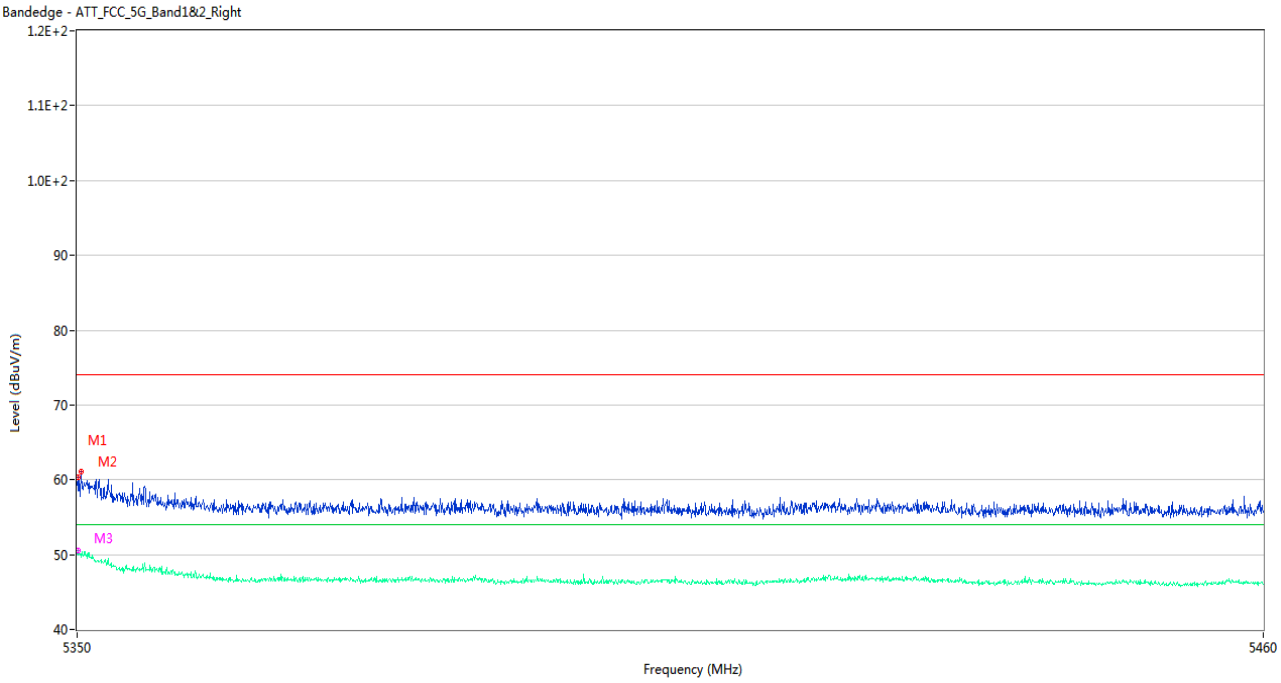

No.	Frequency (MHz)	Results (dBuV/m)	Factor (dB)	Limit (dBuV/m)	Margin (dB)	Detector	Table (Degree)	Height (cm)	Antenna	Verdict
1	5350.055	60.33	1.93	74.0	13.67	Peak	247.00	200	Horizontal	Pass
1**	5350.055	50.00	1.93	54.0	4.00	AV	247.00	200	Horizontal	Pass
2	5350.330	61.06	1.91	74.0	12.94	Peak	249.00	100	Horizontal	Pass
2**	5350.330	49.67	1.91	54.0	4.33	AV	249.00	100	Horizontal	Pass
3	5350.110	58.47	1.93	74.0	15.53	Peak	256.00	150	Horizontal	Pass
3**	5350.110	50.52	1.93	54.0	3.48	AV	256.00	150	Horizontal	Pass

U-NII-2A 11ax80 (SU) Middle Channel

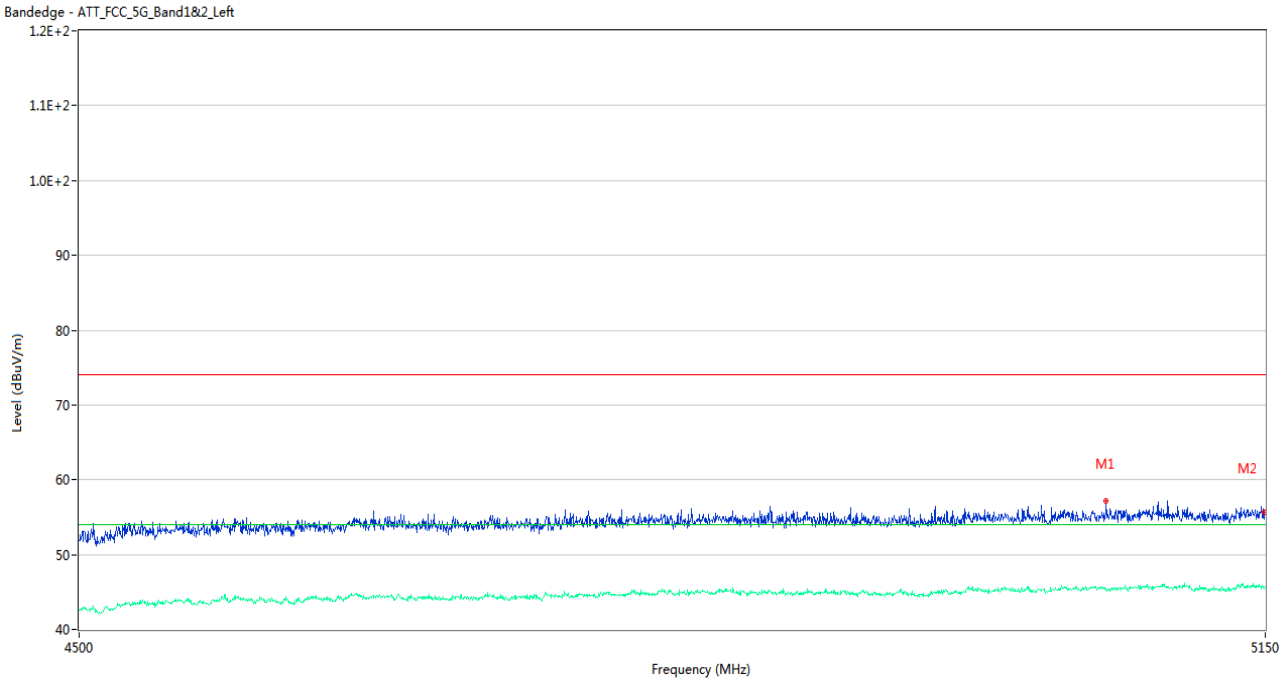

No.	Frequency (MHz)	Results (dBuV/m)	Factor (dB)	Limit (dBuV/m)	Margin (dB)	Detector	Table (Degree)	Height (cm)	Antenna	Verdict
1	5057.700	57.20	1.86	74.0	16.80	Peak	305.00	100	Horizontal	Pass
1**	5057.700	45.27	1.86	54.0	8.73	AV	305.00	100	Horizontal	Pass
2	5149.675	55.73	2.07	74.0	18.27	Peak	17.00	100	Horizontal	Pass
2**	5149.675	45.39	2.07	54.0	8.61	AV	17.00	100	Horizontal	Pass

U-NII-2A 11ax80 (SU) Middle Channel

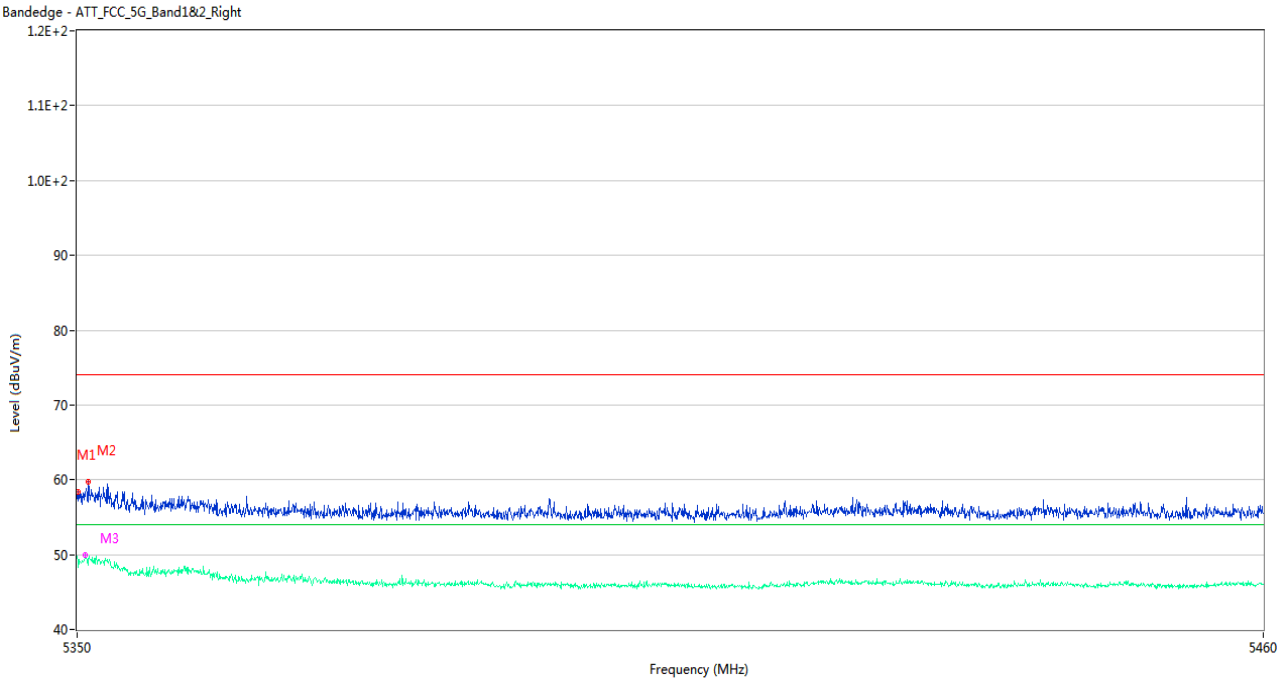

No.	Frequency (MHz)	Results (dBuV/m)	Factor (dB)	Limit (dBuV/m)	Margin (dB)	Detector	Table (Degree)	Height (cm)	Antenna	Verdict
1	5350.055	58.45	1.93	74.0	15.55	Peak	237.00	150	Horizontal	Pass
1**	5350.055	49.15	1.93	54.0	4.85	AV	237.00	150	Horizontal	Pass
2	5351.045	59.80	1.91	74.0	14.20	Peak	253.00	200	Horizontal	Pass
2**	5351.045	49.18	1.91	54.0	4.82	AV	253.00	200	Horizontal	Pass
3	5350.770	57.94	1.89	74.0	16.06	Peak	226.00	150	Horizontal	Pass
3**	5350.770	49.99	1.89	54.0	4.01	AV	226.00	150	Horizontal	Pass

U-NII-2C 11a Low Channel

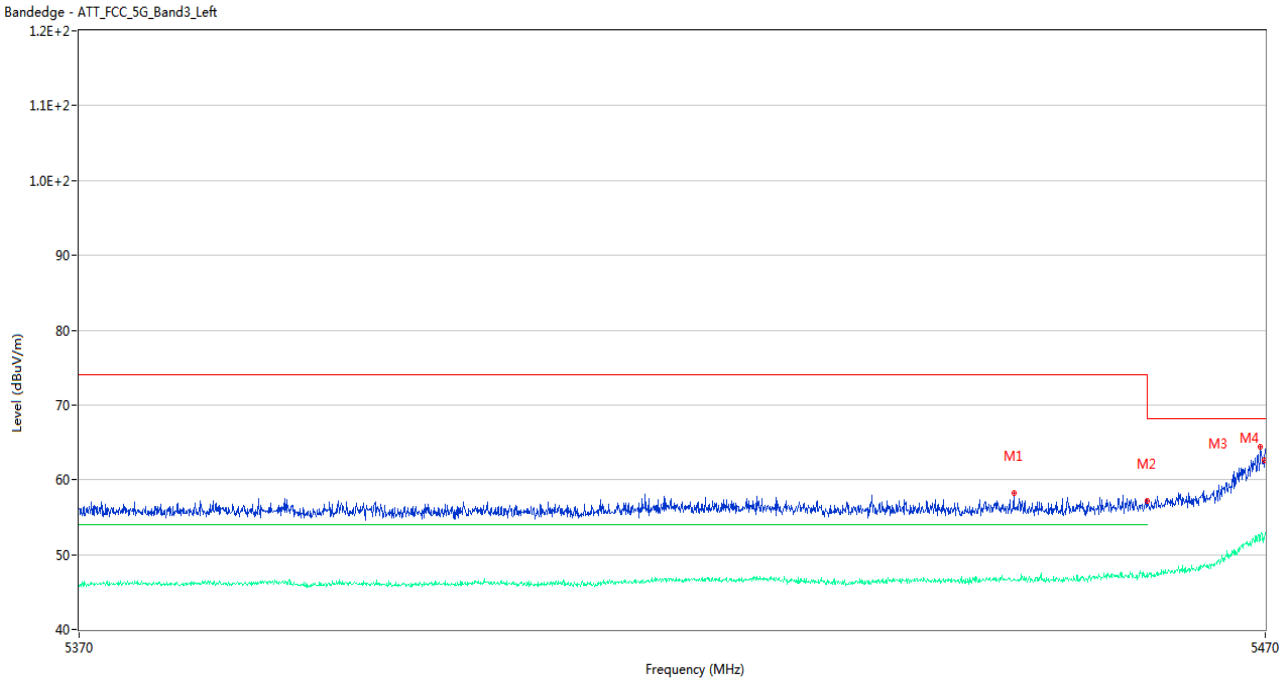

No.	Frequency (MHz)	Results (dBuV/m)	Factor (dB)	Limit (dBuV/m)	Margin (dB)	Detector	Table (Degree)	Height (cm)	Antenna	Verdict
1	5448.650	58.19	2.36	74.0	15.81	Peak	10.00	200	Horizontal	Pass
1**	5448.650	46.82	2.36	54.0	7.18	AV	10.00	200	Horizontal	Pass
2	5460.000	57.10	2.50	74.0	16.90	Peak	302.00	200	Horizontal	Pass
2**	5460.000	47.50	2.50	54.0	6.50	AV	302.00	200	Horizontal	Pass
3	5469.600	64.38	2.91	68.2	3.82	Peak	91.00	100	Horizontal	Pass
3**	5469.600	52.29	2.91	--	--	AV	91.00	100	Horizontal	N/A
4	5469.950	62.67	2.87	68.2	5.53	Peak	73.00	200	Horizontal	Pass
4**	5469.950	52.12	2.87	--	--	AV	73.00	200	Horizontal	N/A

U-NII-2C 11a High Channel

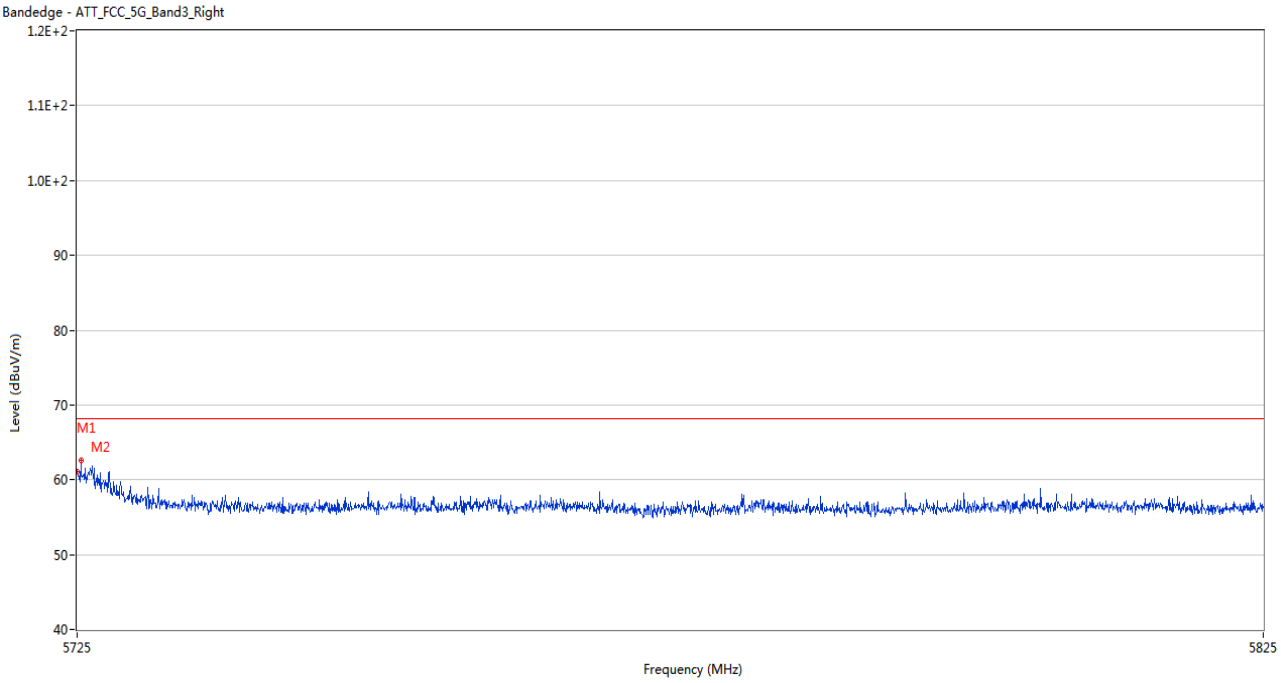

No.	Frequency (MHz)	Results (dBuV/m)	Factor (dB)	Limit (dBuV/m)	Margin (dB)	Detector	Table (Degree)	Height (cm)	Antenna	Verdict
1	5725.000	61.11	2.55	68.2	7.09	Peak	97.00	150	Horizontal	Pass
2	5725.300	62.66	2.54	68.2	5.54	Peak	95.00	150	Horizontal	Pass

U-NII-2C 11n20 Low Channel

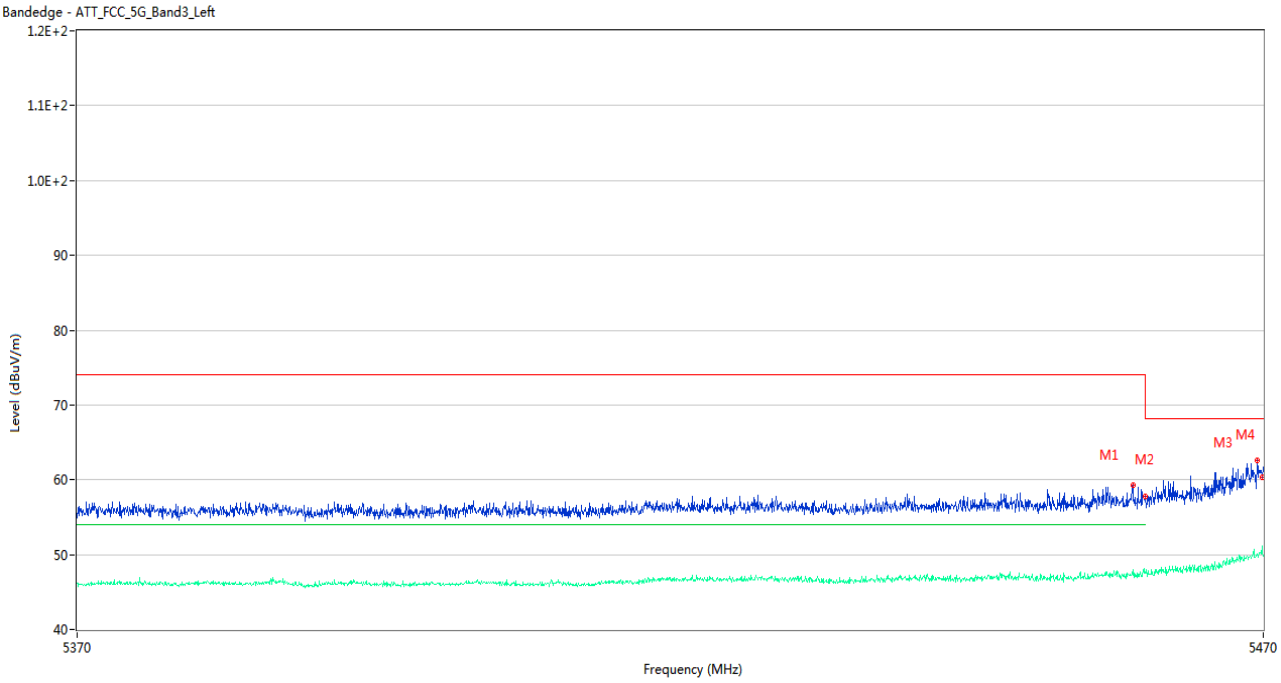

No.	Frequency (MHz)	Results (dBuV/m)	Factor (dB)	Limit (dBuV/m)	Margin (dB)	Detector	Table (Degree)	Height (cm)	Antenna	Verdict
1	5458.900	59.26	2.42	74.0	14.74	Peak	99.00	100	Horizontal	Pass
1**	5458.900	47.92	2.42	54.0	6.08	AV	99.00	100	Horizontal	Pass
2	5460.000	57.70	2.50	74.0	16.30	Peak	76.00	150	Horizontal	Pass
2**	5460.000	47.58	2.50	54.0	6.42	AV	76.00	150	Horizontal	Pass
3	5469.450	62.62	2.93	68.2	5.58	Peak	99.00	150	Horizontal	Pass
3**	5469.450	50.08	2.93	--	--	AV	99.00	150	Horizontal	N/A
4	5469.950	60.28	2.87	68.2	7.92	Peak	97.00	150	Horizontal	Pass
4**	5469.950	50.31	2.87	--	--	AV	97.00	150	Horizontal	N/A

U-NII-2C 11n20 High Channel

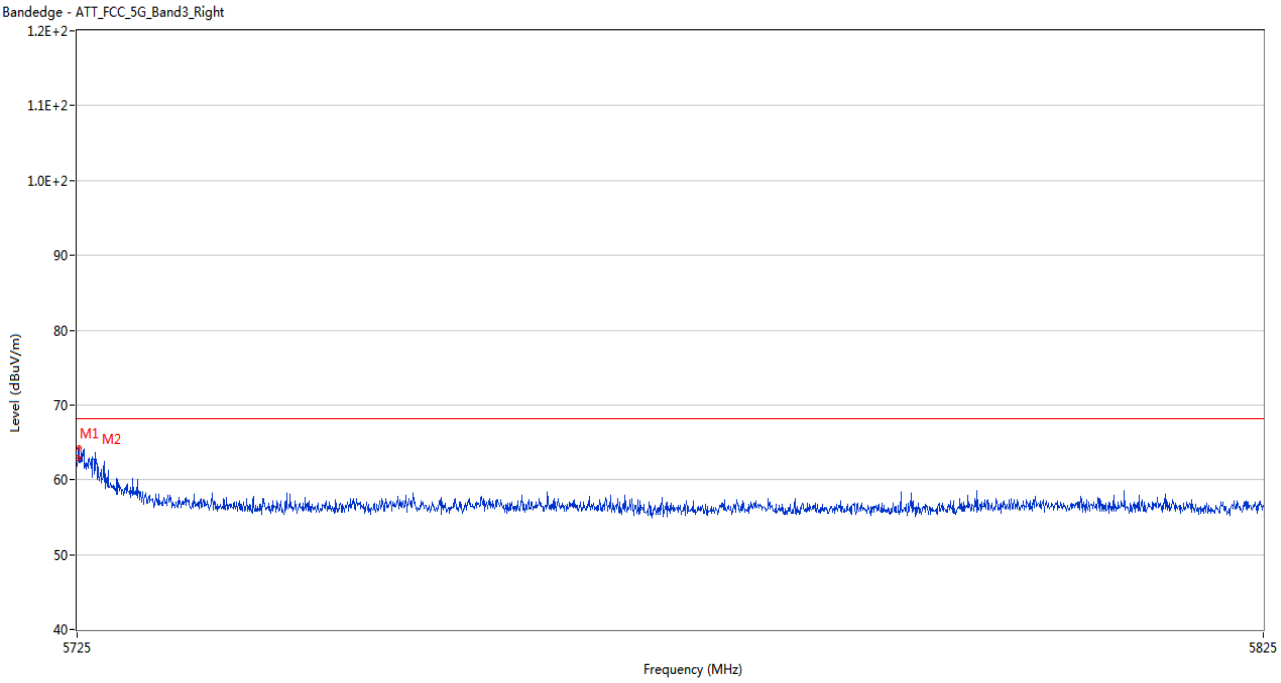

No.	Frequency (MHz)	Results (dBuV/m)	Factor (dB)	Limit (dBuV/m)	Margin (dB)	Detector	Table (Degree)	Height (cm)	Antenna	Verdict
1	5725.050	62.94	2.55	68.2	5.26	Peak	247.00	100	Horizontal	Pass
2	5725.150	64.31	2.55	68.2	3.89	Peak	257.00	150	Horizontal	Pass

U-NII-2C 11n40 Low Channel

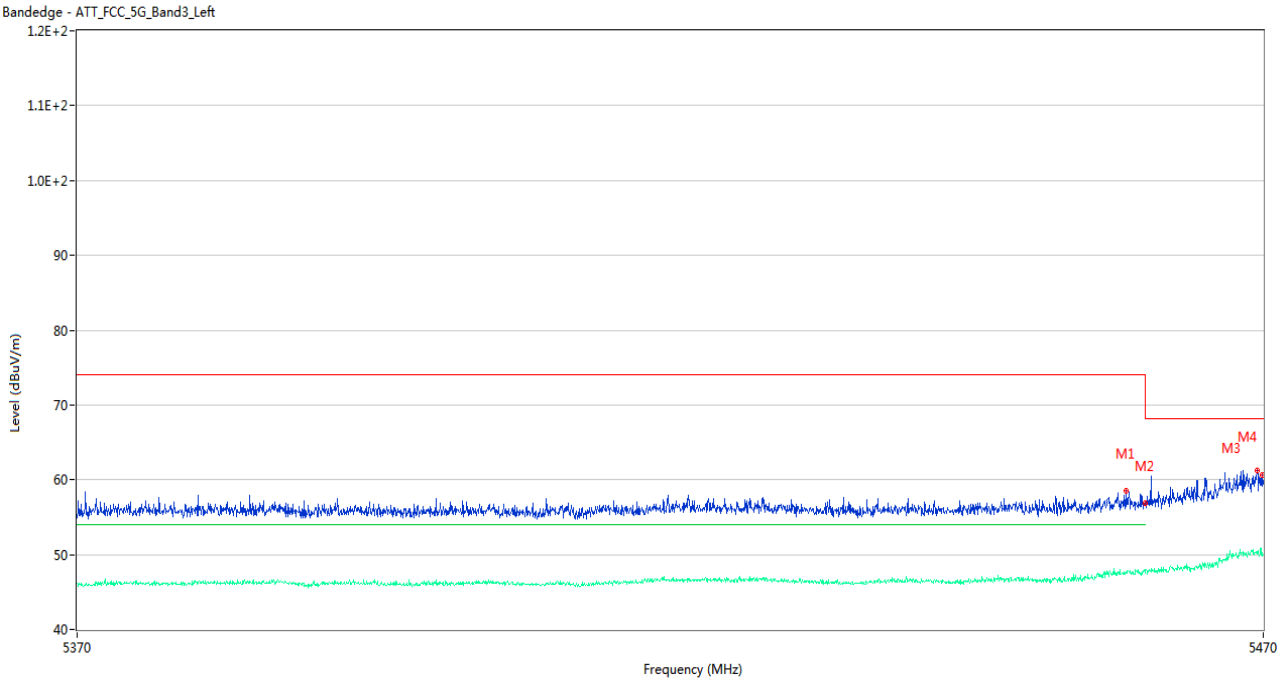

No.	Frequency (MHz)	Results (dBuV/m)	Factor (dB)	Limit (dBuV/m)	Margin (dB)	Detector	Table (Degree)	Height (cm)	Antenna	Verdict
1	5458.300	58.47	2.45	74.0	15.53	Peak	99.00	200	Horizontal	Pass
1**	5458.300	47.73	2.45	54.0	6.27	AV	99.00	200	Horizontal	Pass
2	5460.000	56.88	2.50	74.0	17.12	Peak	339.00	200	Horizontal	Pass
2**	5460.000	48.02	2.50	54.0	5.98	AV	339.00	200	Horizontal	Pass
3	5469.450	61.26	2.93	68.2	6.94	Peak	65.00	150	Horizontal	Pass
3**	5469.450	50.08	2.93	--	--	AV	65.00	150	Horizontal	N/A
4	5469.950	60.65	2.87	68.2	7.55	Peak	103.00	200	Horizontal	Pass
4**	5469.950	50.27	2.87	--	--	AV	103.00	200	Horizontal	N/A

U-NII-2C 11n40 High Channel

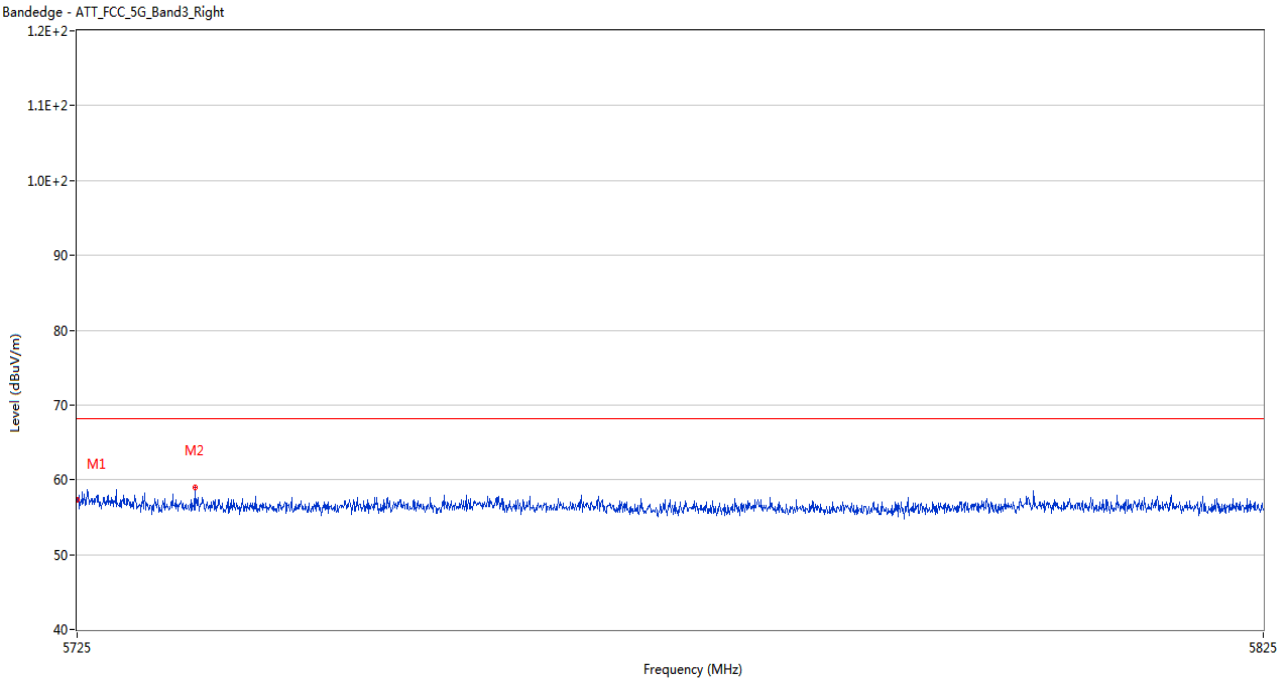

No.	Frequency (MHz)	Results (dBuV/m)	Factor (dB)	Limit (dBuV/m)	Margin (dB)	Detector	Table (Degree)	Height (cm)	Antenna	Verdict
1	5725.000	57.30	2.55	68.2	10.90	Peak	99.00	200	Horizontal	Pass
2	5734.850	58.91	2.25	68.2	9.29	Peak	255.00	200	Horizontal	Pass

U-NII-2C 11ac20 Low Channel

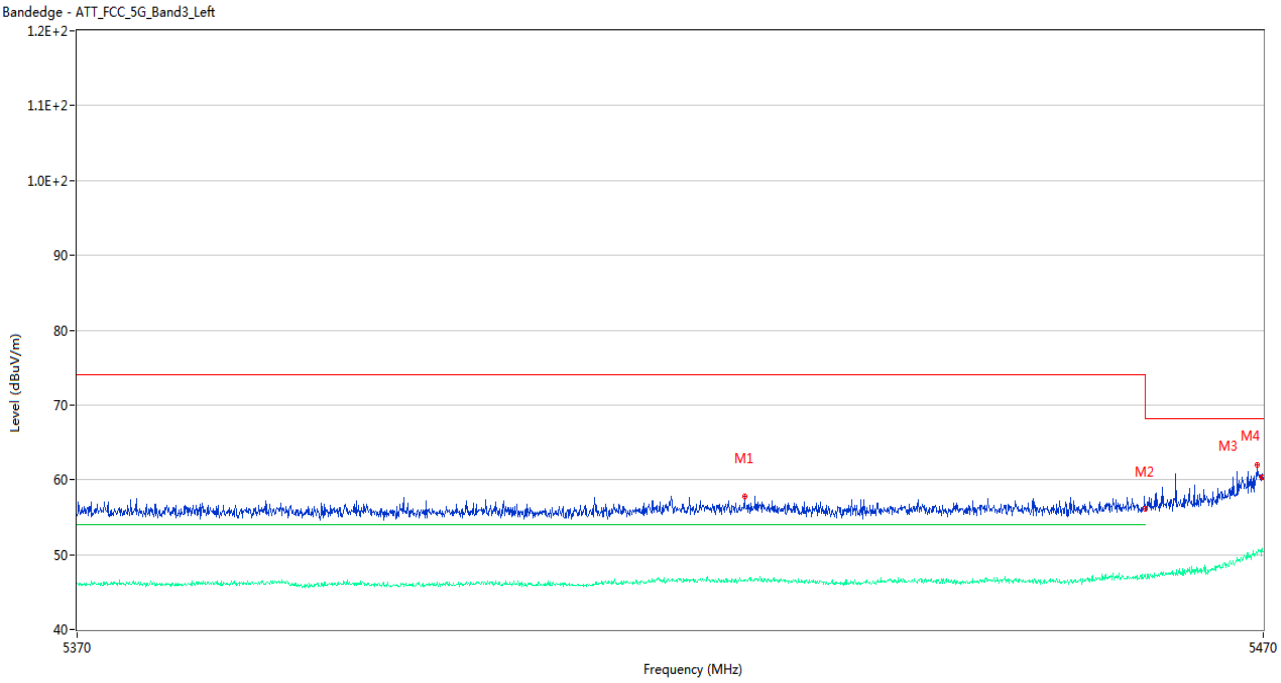

No.	Frequency (MHz)	Results (dBuV/m)	Factor (dB)	Limit (dBuV/m)	Margin (dB)	Detector	Table (Degree)	Height (cm)	Antenna	Verdict
1	5426.050	57.85	2.41	74.0	16.15	Peak	360.00	150	Horizontal	Pass
1**	5426.050	46.47	2.41	54.0	7.53	AV	360.00	150	Horizontal	Pass
2	5460.000	56.09	2.50	74.0	17.91	Peak	360.00	150	Horizontal	Pass
2**	5460.000	47.04	2.50	54.0	6.96	AV	360.00	150	Horizontal	Pass
3	5469.450	62.06	2.93	68.2	6.14	Peak	103.00	100	Horizontal	Pass
3**	5469.450	49.99	2.93	--	--	AV	103.00	100	Horizontal	N/A
4	5469.950	60.32	2.87	68.2	7.88	Peak	95.00	100	Horizontal	Pass
4**	5469.950	50.56	2.87	--	--	AV	95.00	100	Horizontal	N/A

U-NII-2C 11ac20 High Channel

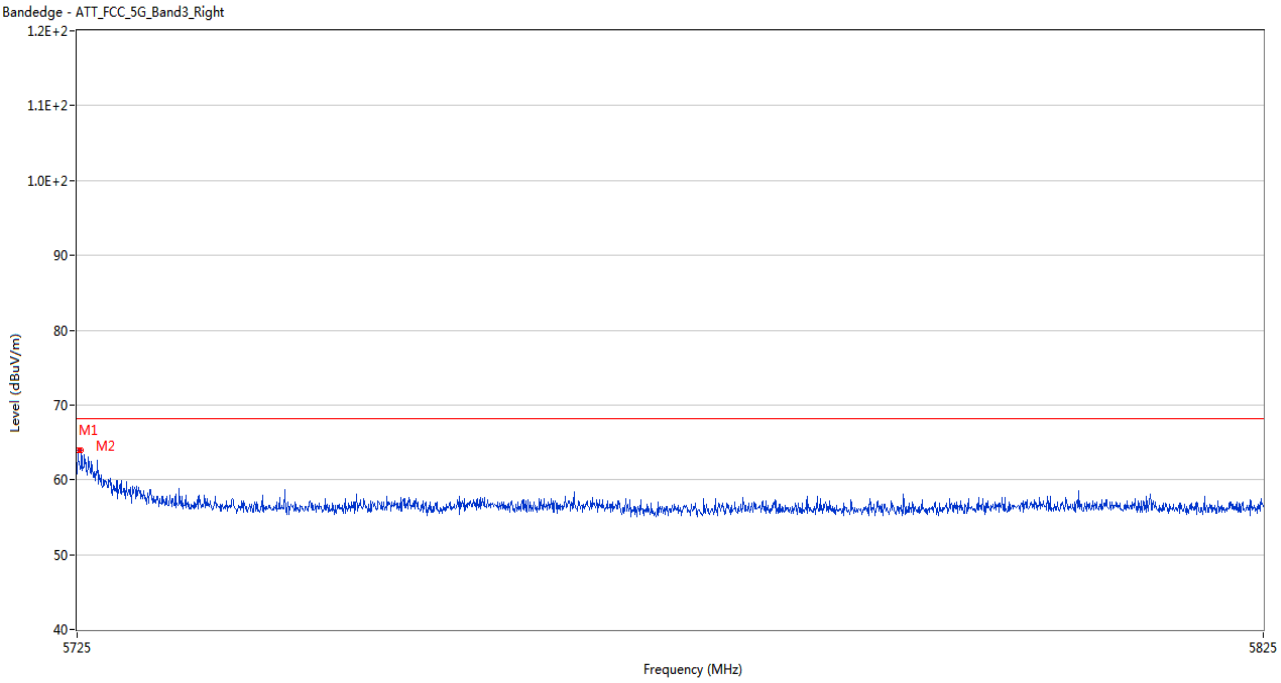

No.	Frequency (MHz)	Results (dBuV/m)	Factor (dB)	Limit (dBuV/m)	Margin (dB)	Detector	Table (Degree)	Height (cm)	Antenna	Verdict
1	5725.050	64.00	2.55	68.2	4.20	Peak	263.00	150	Horizontal	Pass
2	5725.350	63.89	2.54	68.2	4.31	Peak	247.00	200	Horizontal	Pass

U-NII-2C 11ac40 Low Channel

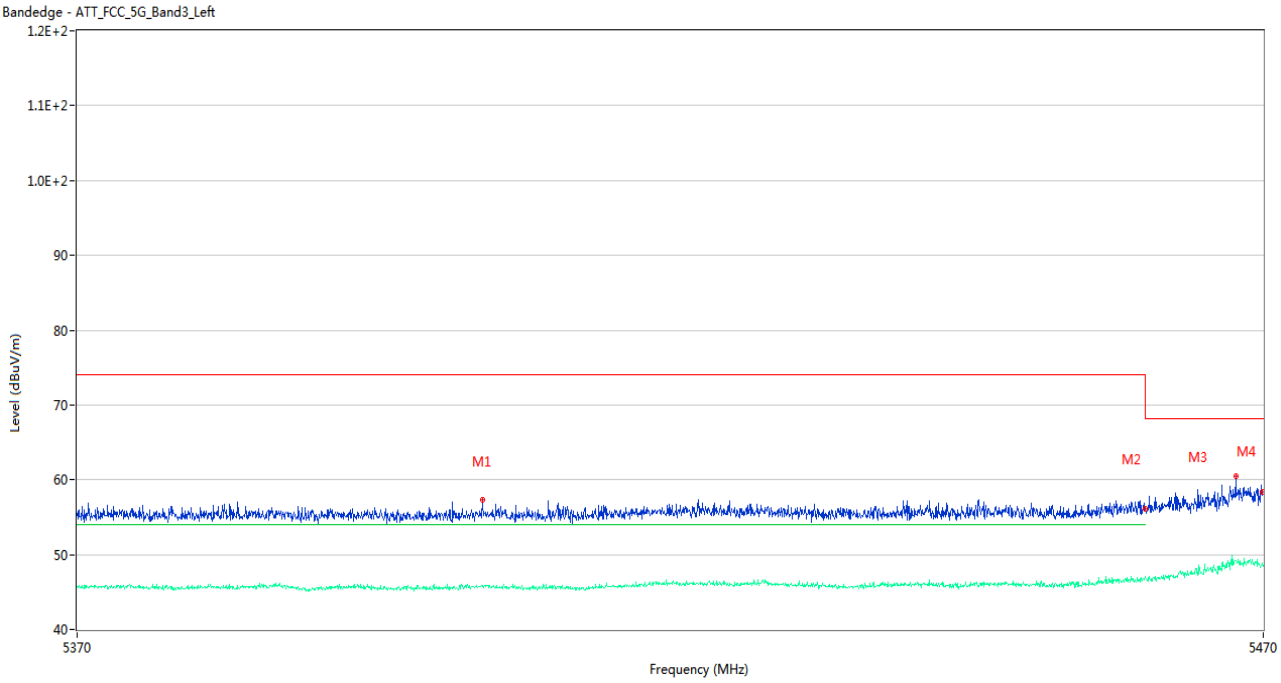

No.	Frequency (MHz)	Results (dBuV/m)	Factor (dB)	Limit (dBuV/m)	Margin (dB)	Detector	Table (Degree)	Height (cm)	Antenna	Verdict
1	5403.950	57.38	2.18	74.0	16.62	Peak	278.00	200	Horizontal	Pass
1**	5403.950	45.69	2.18	54.0	8.31	AV	278.00	200	Horizontal	Pass
2	5460.000	56.19	2.50	74.0	17.81	Peak	250.00	150	Horizontal	Pass
2**	5460.000	46.90	2.50	54.0	7.10	AV	250.00	150	Horizontal	Pass
3	5467.650	60.48	3.14	68.2	7.72	Peak	185.00	100	Horizontal	Pass
3**	5467.650	49.24	3.14	--	--	AV	185.00	100	Horizontal	N/A
4	5469.950	58.39	2.87	68.2	9.81	Peak	238.00	100	Horizontal	Pass
4**	5469.950	48.92	2.87	--	--	AV	238.00	100	Horizontal	N/A

U-NII-2C 11ac40 High Channel

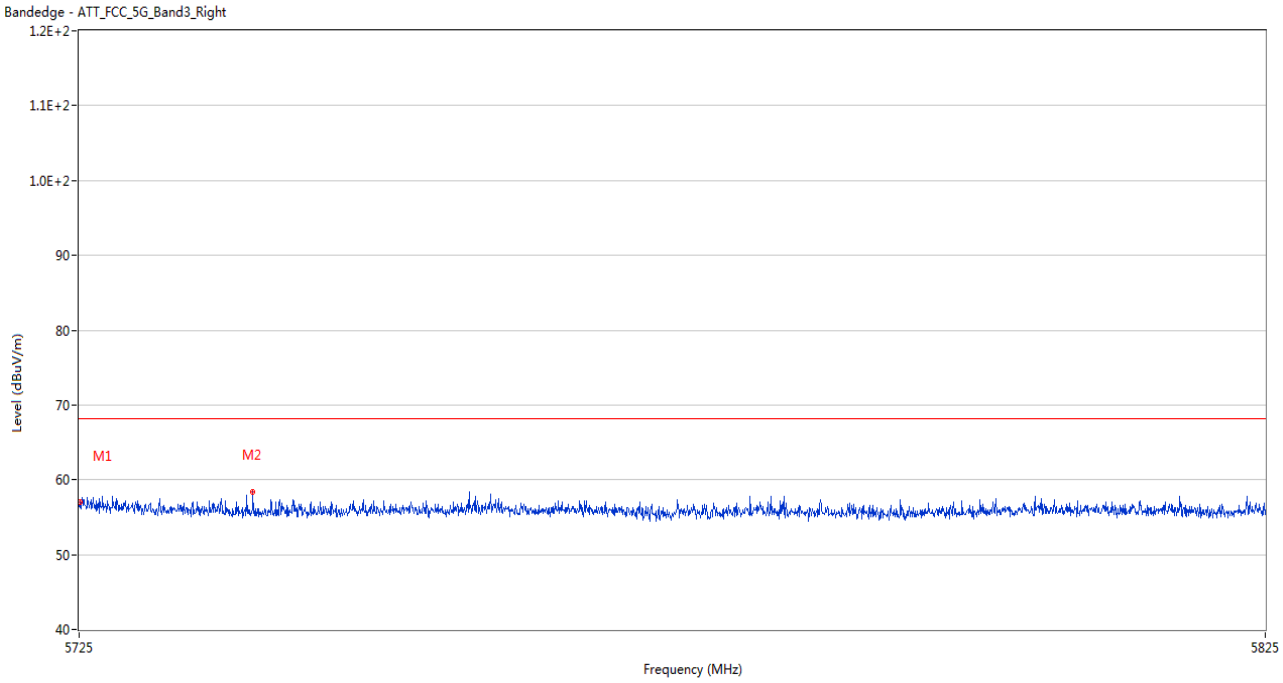

No.	Frequency (MHz)	Results (dBuV/m)	Factor (dB)	Limit (dBuV/m)	Margin (dB)	Detector	Table (Degree)	Height (cm)	Antenna	Verdict
1	5725.050	57.06	2.55	68.2	11.14	Peak	171.00	100	Horizontal	Pass
2	5739.550	58.37	2.17	68.2	9.83	Peak	10.00	150	Horizontal	Pass

U-NII-2C 11ac80 Low Channel

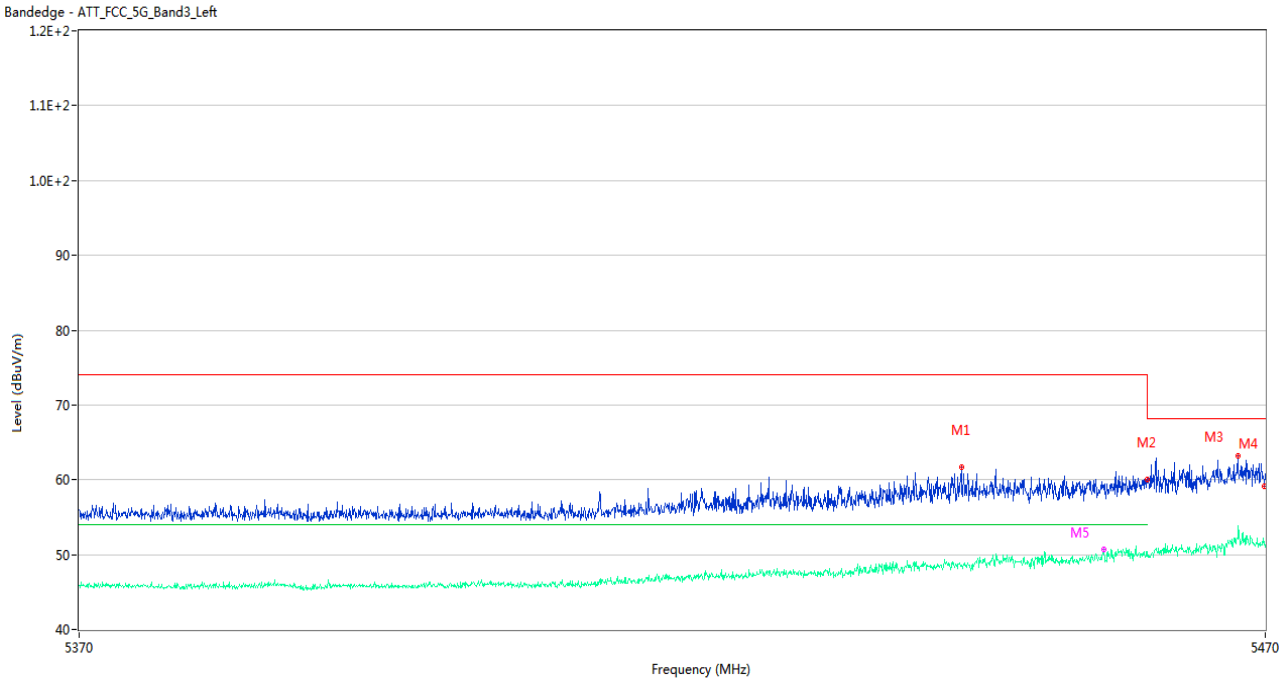

No.	Frequency (MHz)	Results (dBuV/m)	Factor (dB)	Limit (dBuV/m)	Margin (dB)	Detector	Table (Degree)	Height (cm)	Antenna	Verdict
1	5444.200	61.73	2.10	74.0	12.27	Peak	193.00	100	Horizontal	Pass
1**	5444.200	48.51	2.10	54.0	5.49	AV	193.00	100	Horizontal	Pass
2	5460.000	60.08	2.50	74.0	13.92	Peak	206.00	150	Horizontal	Pass
2**	5460.000	50.43	2.50	54.0	3.57	AV	206.00	150	Horizontal	Pass
3	5467.650	63.21	3.14	68.2	4.99	Peak	193.00	200	Horizontal	Pass
3**	5467.650	52.11	3.14	--	--	AV	193.00	200	Horizontal	N/A
4	5469.950	59.17	2.87	68.2	9.03	Peak	62.00	100	Horizontal	Pass
4**	5469.950	51.77	2.87	--	--	AV	62.00	100	Horizontal	N/A
5	5456.250	58.68	2.43	74.0	15.32	Peak	193.00	150	Horizontal	Pass
5**	5456.250	50.72	2.43	54.0	3.28	AV	193.00	150	Horizontal	Pass

U-NII-2C 11ac80 High Channel

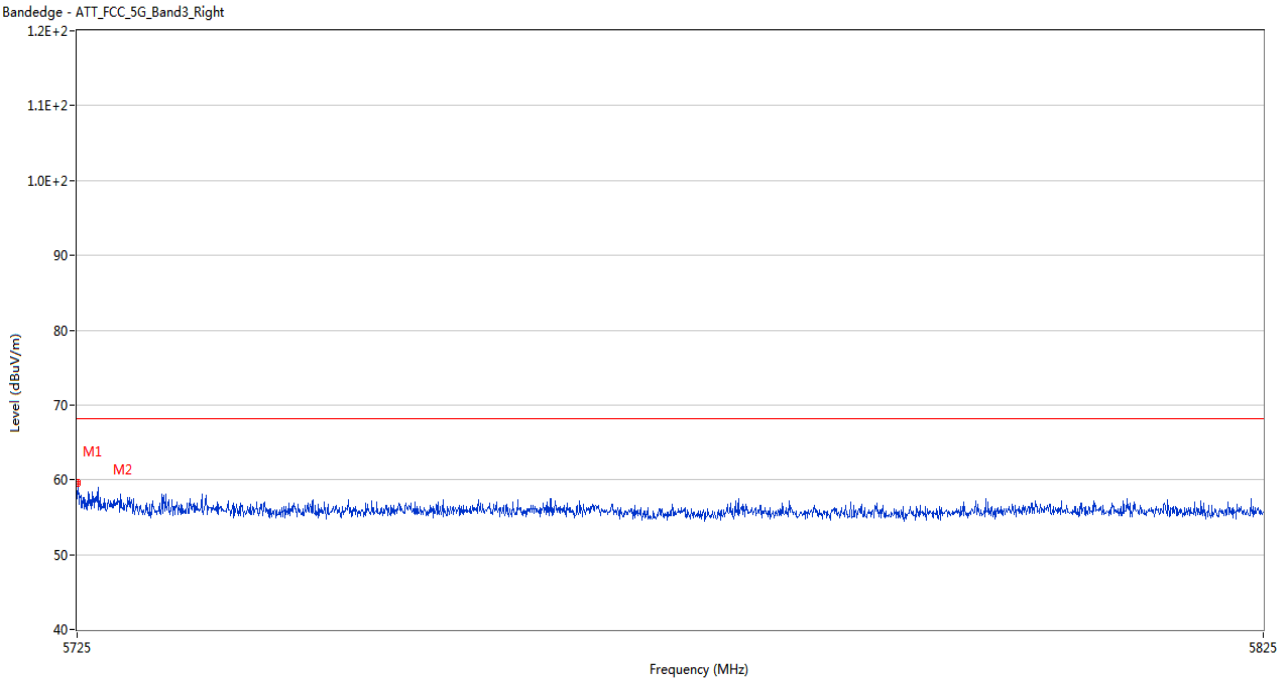

No.	Frequency (MHz)	Results (dBuV/m)	Factor (dB)	Limit (dBuV/m)	Margin (dB)	Detector	Table (Degree)	Height (cm)	Antenna	Verdict
1	5725.050	59.75	2.55	68.2	8.45	Peak	238.00	100	Horizontal	Pass
2	5725.100	59.41	2.55	68.2	8.79	Peak	247.00	100	Horizontal	Pass

U-NII-2C 11ac160 CH114

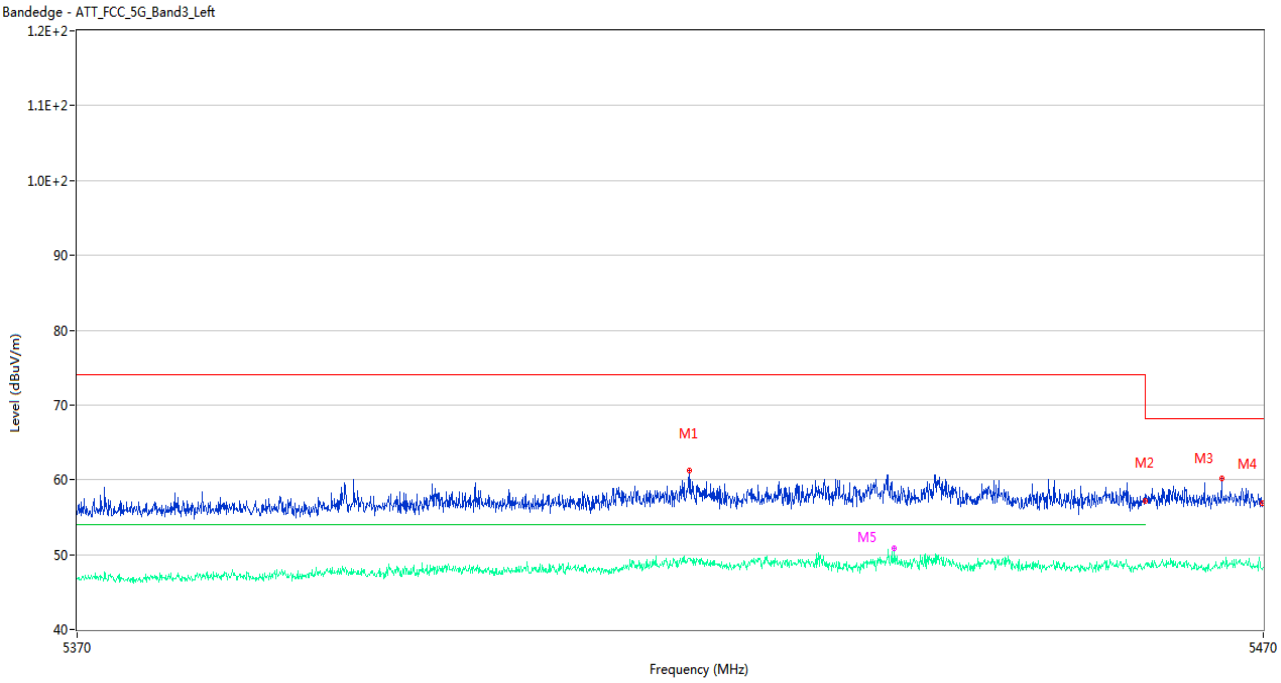

No.	Frequency (MHz)	Results (dBuV/m)	Factor (dB)	Limit (dBuV/m)	Margin (dB)	Detector	Table (Degree)	Height (cm)	Antenna	Verdict
1	5421.350	61.18	2.43	74.0	12.82	Peak	251.00	100	Horizontal	Pass
1**	5421.350	49.56	2.43	54.0	4.44	AV	251.00	100	Horizontal	Pass
2	5460.000	57.25	2.50	74.0	16.75	Peak	233.00	150	Horizontal	Pass
2**	5460.000	48.74	2.50	54.0	5.26	AV	233.00	150	Horizontal	Pass
3	5466.450	60.22	2.86	68.2	7.98	Peak	196.00	100	Horizontal	Pass
3**	5466.450	48.33	2.86	--	--	AV	196.00	100	Horizontal	N/A
4	5469.950	56.92	2.87	68.2	11.28	Peak	254.00	100	Horizontal	Pass
4**	5469.950	47.99	2.87	--	--	AV	254.00	100	Horizontal	N/A
5	5438.700	58.34	2.30	74.0	15.66	Peak	230.00	150	Horizontal	Pass
5**	5438.700	50.85	2.30	54.0	3.15	AV	230.00	150	Horizontal	Pass

U-NII-2C 11ac160 CH114

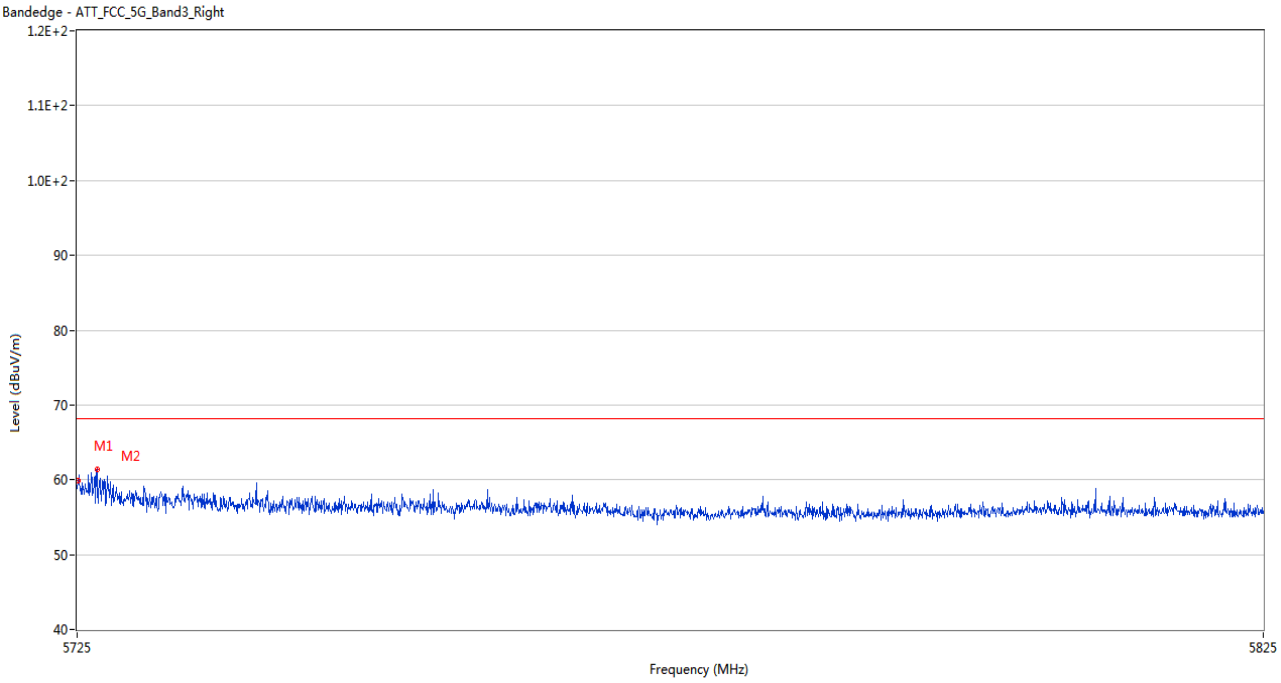

No.	Frequency (MHz)	Results (dBuV/m)	Factor (dB)	Limit (dBuV/m)	Margin (dB)	Detector	Table (Degree)	Height (cm)	Antenna	Verdict
1	5725.050	59.87	2.55	68.2	8.33	Peak	58.00	100	Horizontal	Pass
2	5726.650	61.34	2.52	68.2	6.86	Peak	245.00	100	Horizontal	Pass

U-NII-2C 11ax20 (SU) Low Channel

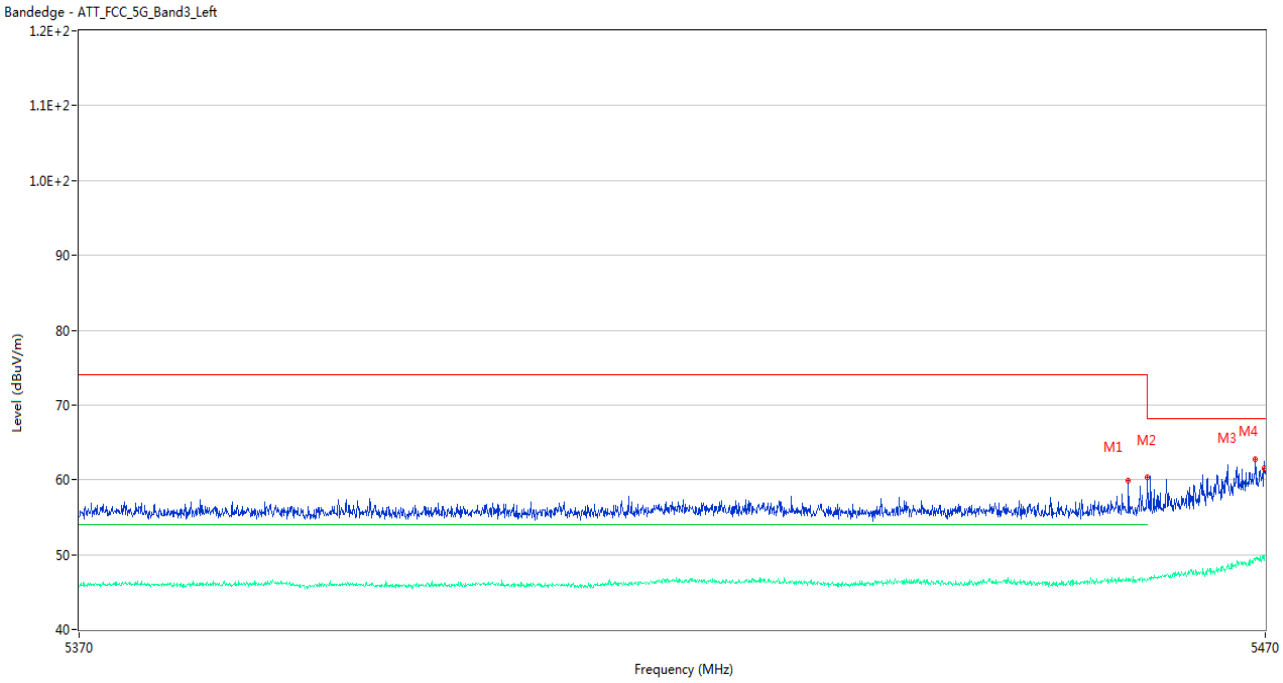

No.	Frequency (MHz)	Results (dBuV/m)	Factor (dB)	Limit (dBuV/m)	Margin (dB)	Detector	Table (Degree)	Height (cm)	Antenna	Verdict
1	5458.350	59.87	2.45	74.0	14.13	Peak	92.00	200	Horizontal	Pass
1**	5458.350	46.47	2.45	54.0	7.53	AV	92.00	200	Horizontal	Pass
2	5460.000	60.34	2.50	74.0	13.66	Peak	67.00	200	Horizontal	Pass
2**	5460.000	46.78	2.50	54.0	7.22	AV	67.00	200	Horizontal	Pass
3	5469.150	62.72	2.97	68.2	5.48	Peak	89.00	100	Horizontal	Pass
3**	5469.150	49.45	2.97	--	--	AV	89.00	100	Horizontal	N/A
4	5469.950	61.60	2.87	68.2	6.60	Peak	198.00	100	Horizontal	Pass
4**	5469.950	49.74	2.87	--	--	AV	198.00	100	Horizontal	N/A

U-NII-2C 11ax20 (SU) High Channel

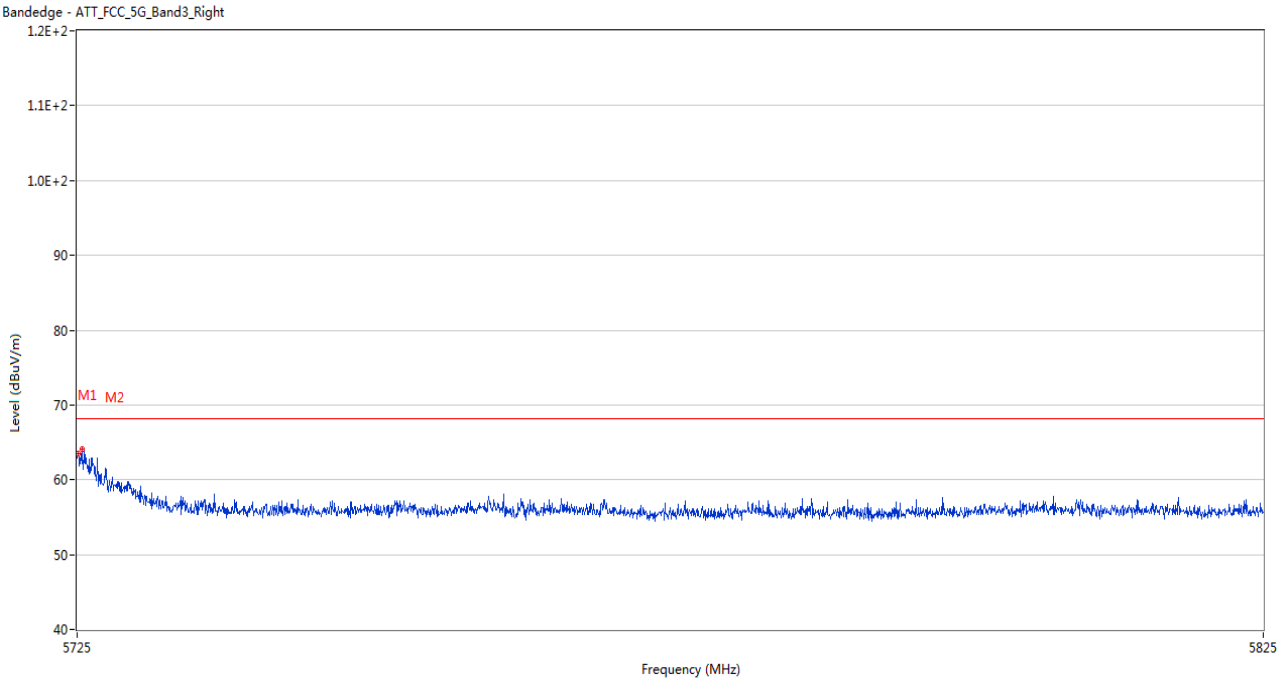

No.	Frequency (MHz)	Results (dBuV/m)	Factor (dB)	Limit (dBuV/m)	Margin (dB)	Detector	Table (Degree)	Height (cm)	Antenna	Verdict
1	5725.050	63.51	2.55	68.2	4.69	Peak	163.00	150	Horizontal	Pass
2	5725.450	64.15	2.54	68.2	4.05	Peak	165.00	150	Horizontal	Pass

U-NII-2C 11ax40 (SU) Low Channel

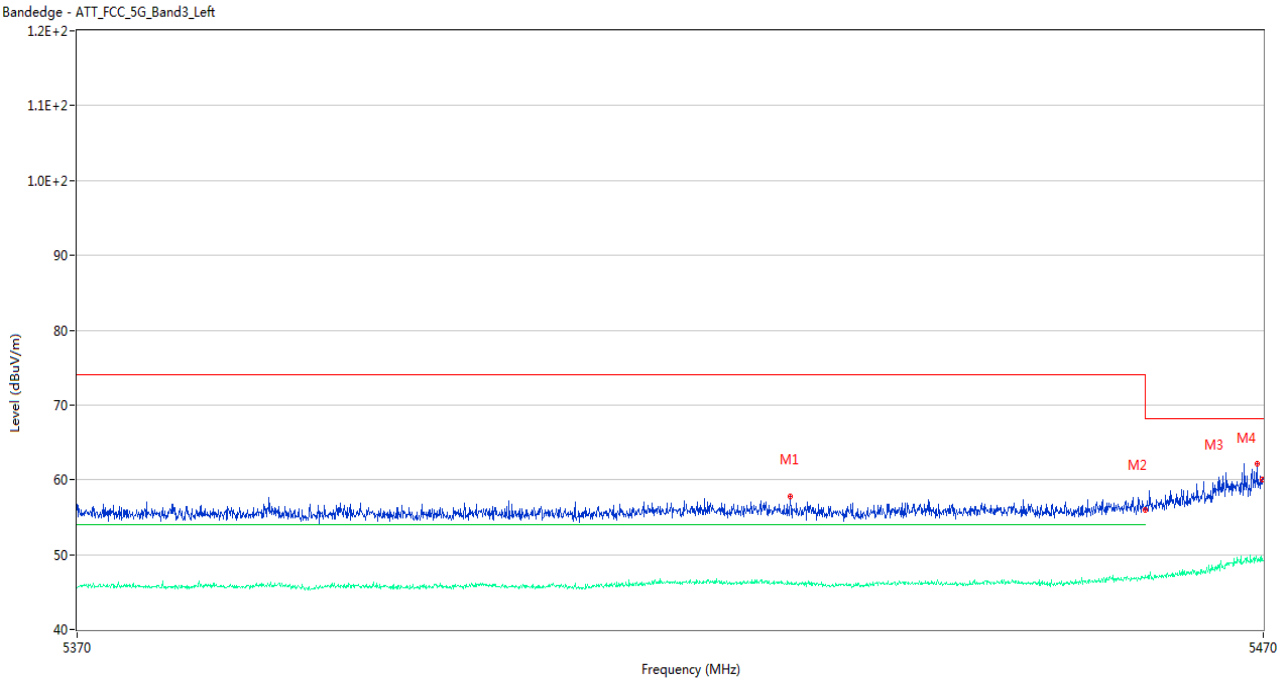

No.	Frequency (MHz)	Results (dBuV/m)	Factor (dB)	Limit (dBuV/m)	Margin (dB)	Detector	Table (Degree)	Height (cm)	Antenna	Verdict
1	5429.900	57.71	2.30	74.0	16.29	Peak	162.00	100	Horizontal	Pass
1**	5429.900	46.20	2.30	54.0	7.80	AV	162.00	100	Horizontal	Pass
2	5460.000	55.92	2.50	74.0	18.08	Peak	305.00	100	Horizontal	Pass
2**	5460.000	46.88	2.50	54.0	7.12	AV	305.00	100	Horizontal	Pass
3	5469.450	62.12	2.93	68.2	6.08	Peak	6.00	200	Horizontal	Pass
3**	5469.450	48.99	2.93	--	--	AV	6.00	200	Horizontal	N/A
4	5469.950	60.09	2.87	68.2	8.11	Peak	340.00	200	Horizontal	Pass
4**	5469.950	49.24	2.87	--	--	AV	340.00	200	Horizontal	N/A

U-NII-2C 11ax40 (SU) High Channel

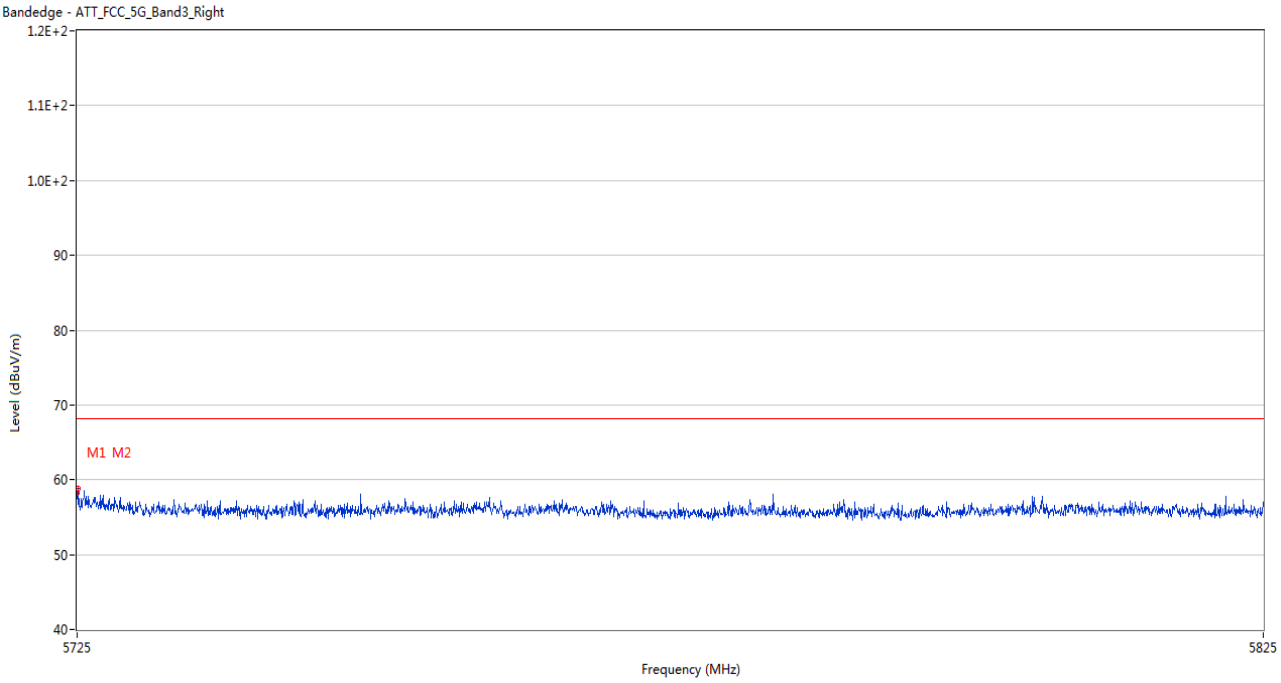

No.	Frequency (MHz)	Results (dBuV/m)	Factor (dB)	Limit (dBuV/m)	Margin (dB)	Detector	Table (Degree)	Height (cm)	Antenna	Verdict
1	5725.000	58.25	2.55	68.2	9.95	Peak	147.00	150	Horizontal	Pass
2	5725.100	58.88	2.55	68.2	9.32	Peak	162.00	150	Horizontal	Pass

U-NII-2C 11ax80 (SU) Low Channel

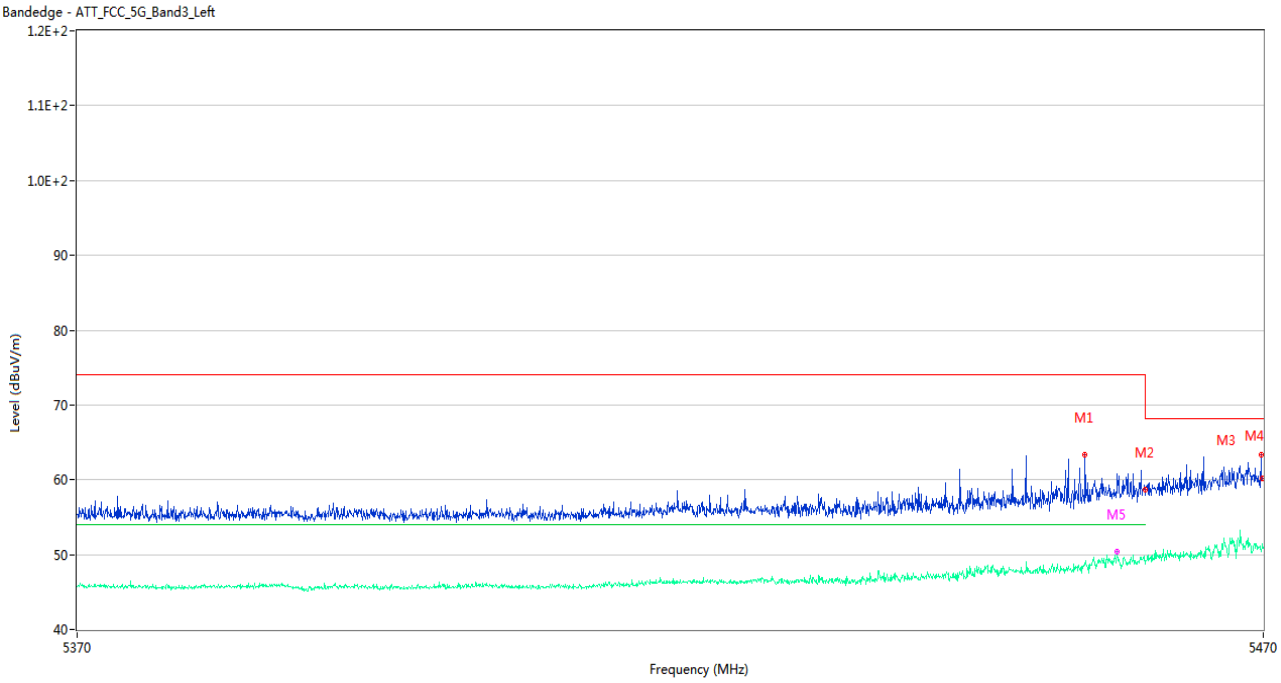

No.	Frequency (MHz)	Results (dBuV/m)	Factor (dB)	Limit (dBuV/m)	Margin (dB)	Detector	Table (Degree)	Height (cm)	Antenna	Verdict
1	5454.850	63.29	2.27	74.0	10.71	Peak	187.00	200	Horizontal	Pass
1**	5454.850	48.65	2.27	54.0	5.35	AV	187.00	200	Horizontal	Pass
2	5460.000	58.68	2.50	74.0	15.32	Peak	207.00	150	Horizontal	Pass
2**	5460.000	49.19	2.50	54.0	4.81	AV	207.00	150	Horizontal	Pass
3	5469.800	63.41	2.88	68.2	4.79	Peak	207.00	100	Horizontal	Pass
3**	5469.800	50.44	2.88	--	--	AV	207.00	100	Horizontal	N/A
4	5469.950	60.23	2.87	68.2	7.97	Peak	240.00	100	Horizontal	Pass
4**	5469.950	51.38	2.87	--	--	AV	240.00	100	Horizontal	N/A
5	5457.600	60.78	2.49	74.0	13.22	Peak	212.00	150	Horizontal	Pass
5**	5457.600	50.33	2.49	54.0	3.67	AV	212.00	150	Horizontal	Pass

U-NII-2C 11ax80 (SU) High Channel

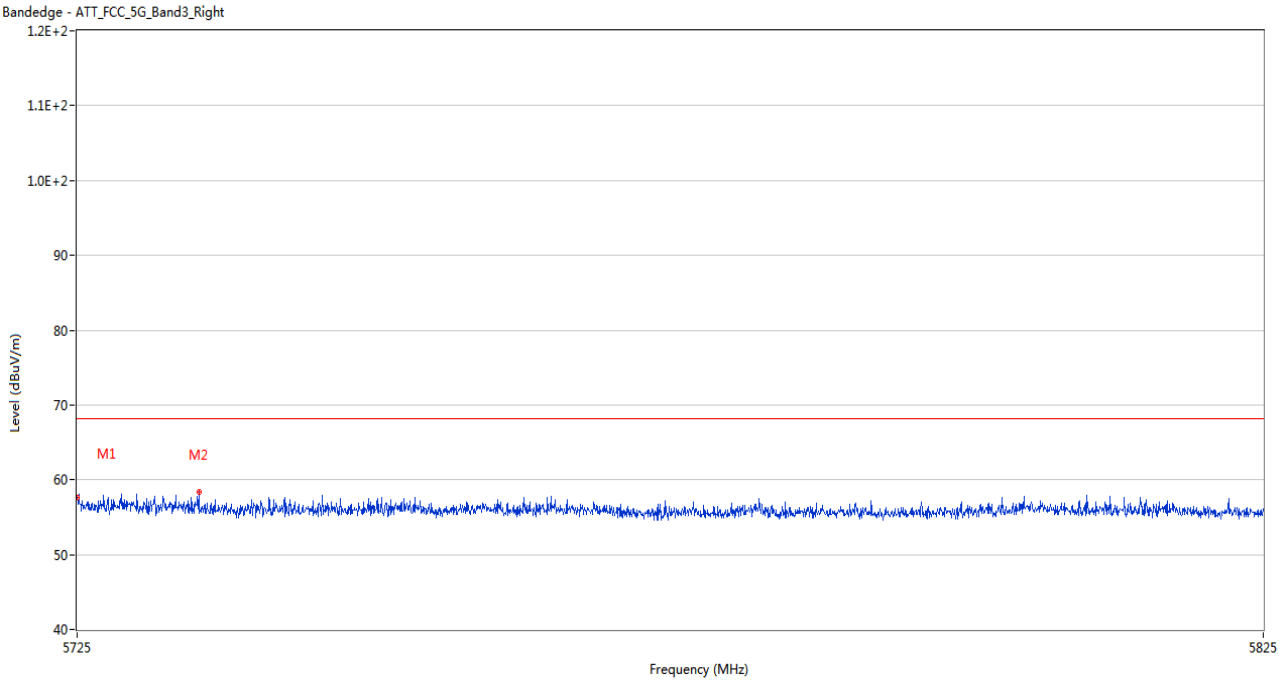

No.	Frequency (MHz)	Results (dBuV/m)	Factor (dB)	Limit (dBuV/m)	Margin (dB)	Detector	Table (Degree)	Height (cm)	Antenna	Verdict
1	5725.000	57.60	2.55	68.2	10.60	Peak	176.00	100	Horizontal	Pass
2	5735.200	58.37	2.25	68.2	9.83	Peak	232.00	200	Horizontal	Pass

U-NII-2C 11ax160 (SU) CH114

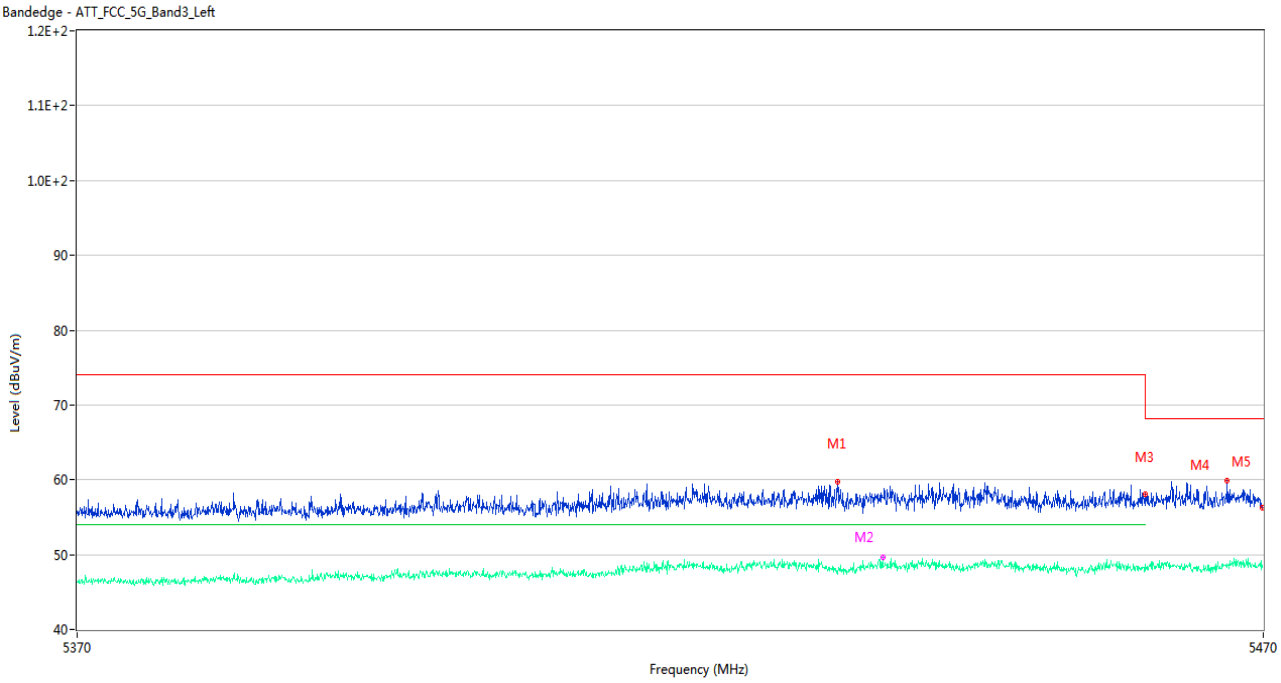

No.	Frequency (MHz)	Results (dBuV/m)	Factor (dB)	Limit (dBuV/m)	Margin (dB)	Detector	Table (Degree)	Height (cm)	Antenna	Verdict
1	5433.900	59.79	2.05	74.0	14.21	Peak	196.00	150	Horizontal	Pass
1**	5433.900	47.41	2.05	54.0	6.59	AV	196.00	150	Horizontal	Pass
2	5437.700	57.57	2.26	74.0	16.43	Peak	233.00	150	Horizontal	Pass
2**	5437.700	49.59	2.26	54.0	4.41	AV	233.00	150	Horizontal	Pass
3	5460.000	58.06	2.50	74.0	15.94	Peak	233.00	200	Horizontal	Pass
3**	5460.000	47.79	2.50	54.0	6.21	AV	233.00	200	Horizontal	Pass
4	5466.950	59.95	2.98	68.2	8.25	Peak	196.00	150	Horizontal	Pass
4**	5466.950	48.34	2.98	--	--	AV	196.00	150	Horizontal	N/A
5	5469.950	56.30	2.87	68.2	11.90	Peak	238.00	150	Horizontal	Pass
5**	5469.950	48.59	2.87	--	--	AV	238.00	150	Horizontal	N/A

U-NII-2C 11ax160 (SU) CH114

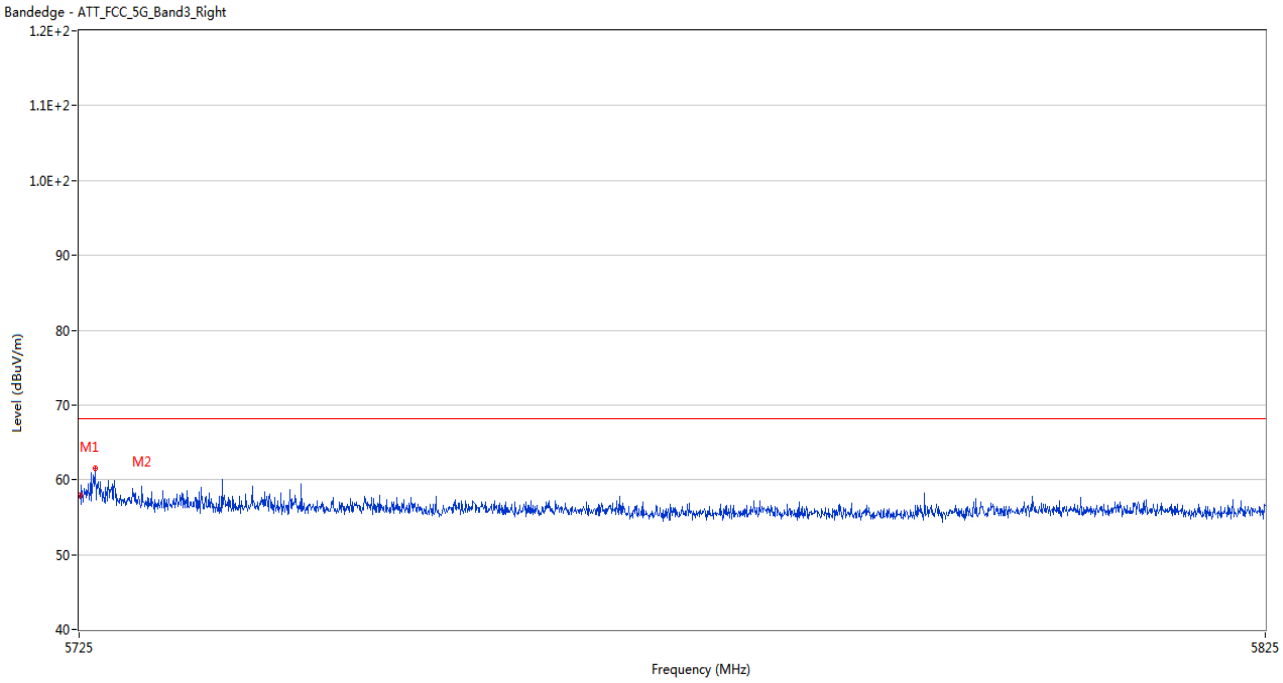

No.	Frequency (MHz)	Results (dBuV/m)	Factor (dB)	Limit (dBuV/m)	Margin (dB)	Detector	Table (Degree)	Height (cm)	Antenna	Verdict
1	5725.050	57.87	2.55	68.2	10.33	Peak	208.00	200	Horizontal	Pass
2	5726.350	61.58	2.52	68.2	6.62	Peak	252.00	100	Horizontal	Pass

U-NII-3 11a Low Channel

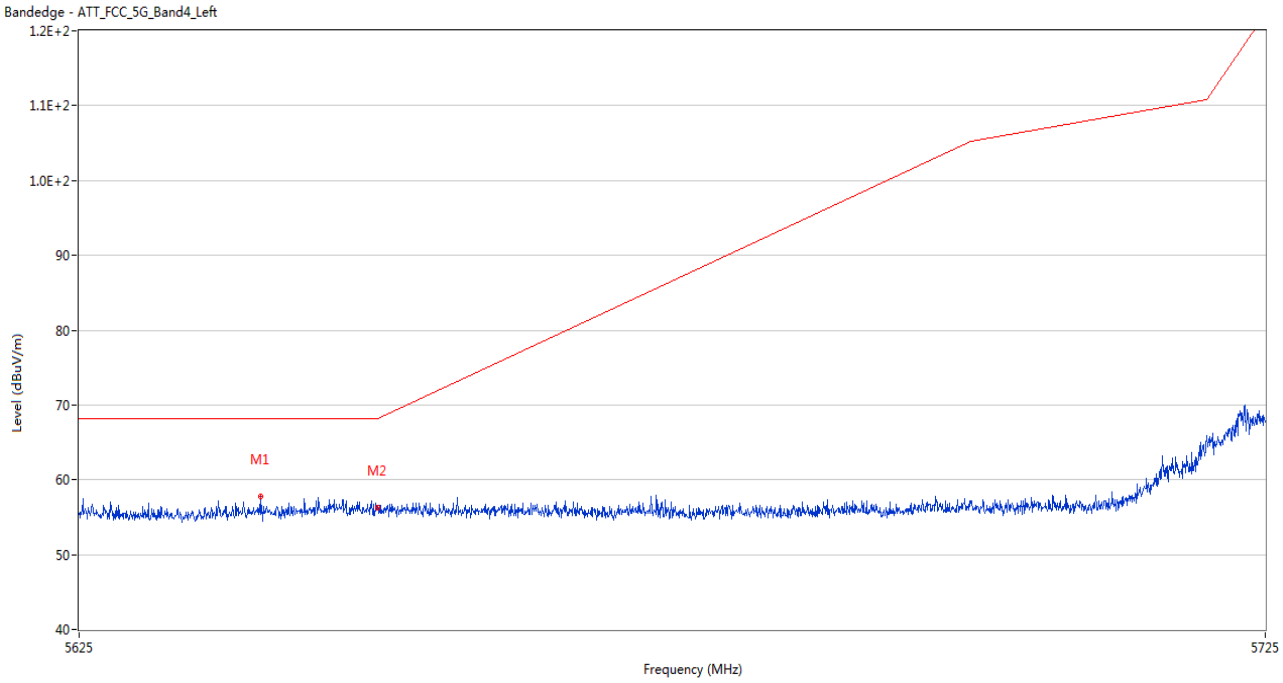

No.	Frequency (MHz)	Results (dBuV/m)	Factor (dB)	Limit (dBuV/m)	Margin (dB)	Detector	Table (Degree)	Height (cm)	Antenna	Verdict
1	5640.150	57.81	2.34	68.2	10.39	Peak	308.00	200	Horizontal	Pass
2	5650.000	56.26	2.54	68.2	11.94	Peak	217.00	150	Horizontal	Pass

U-NII-3 11a High Channel

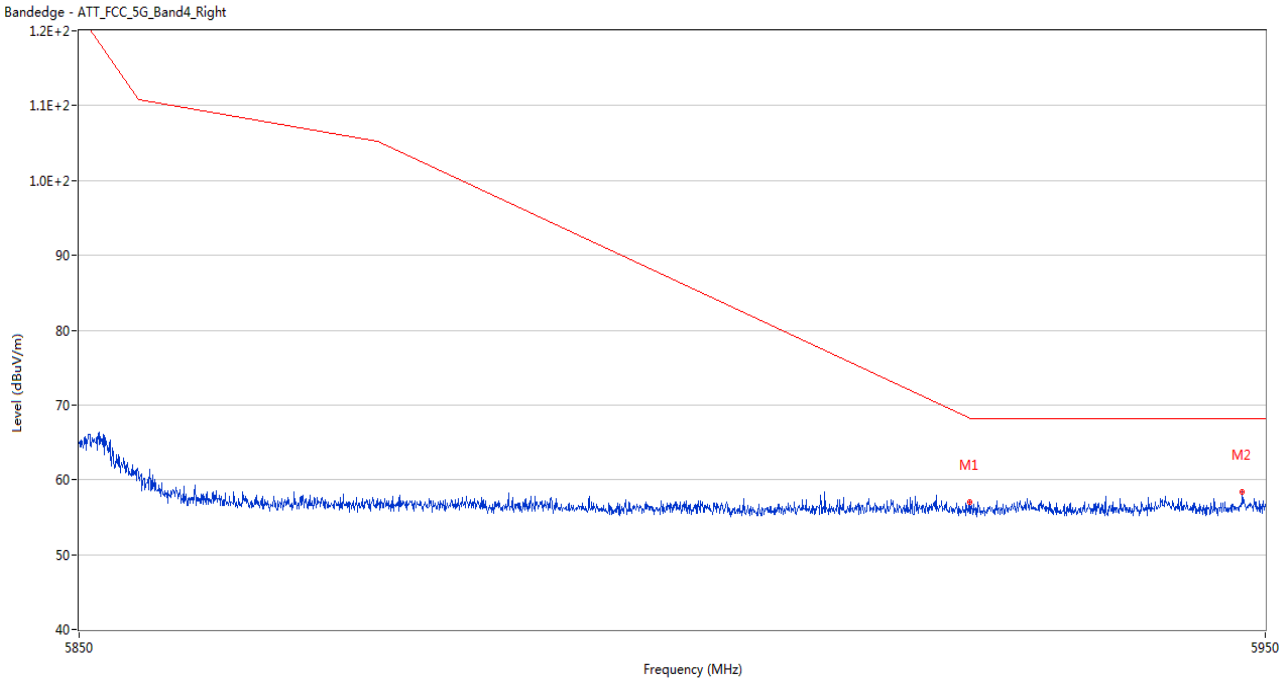

No.	Frequency (MHz)	Results (dBuV/m)	Factor (dB)	Limit (dBuV/m)	Margin (dB)	Detector	Table (Degree)	Height (cm)	Antenna	Verdict
1	5924.950	56.96	2.32	68.2	11.24	Peak	307.00	200	Horizontal	Pass
2	5948.050	58.41	2.71	68.2	9.79	Peak	119.00	100	Horizontal	Pass

U-NII-3 11n20 Low Channel

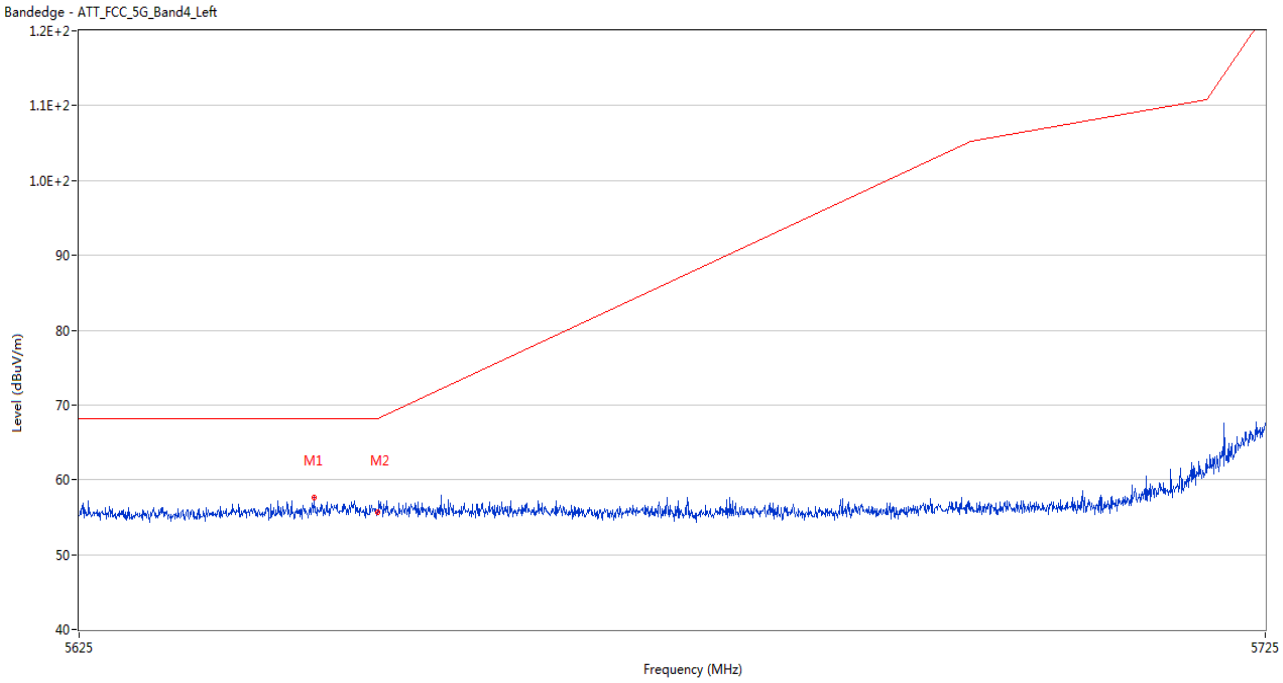

No.	Frequency (MHz)	Results (dBuV/m)	Factor (dB)	Limit (dBuV/m)	Margin (dB)	Detector	Table (Degree)	Height (cm)	Antenna	Verdict
1	5644.650	57.60	2.47	68.2	10.60	Peak	105.00	150	Horizontal	Pass
2	5650.000	55.67	2.54	68.2	12.53	Peak	104.00	200	Horizontal	Pass

U-NII-3 11n20 High Channel

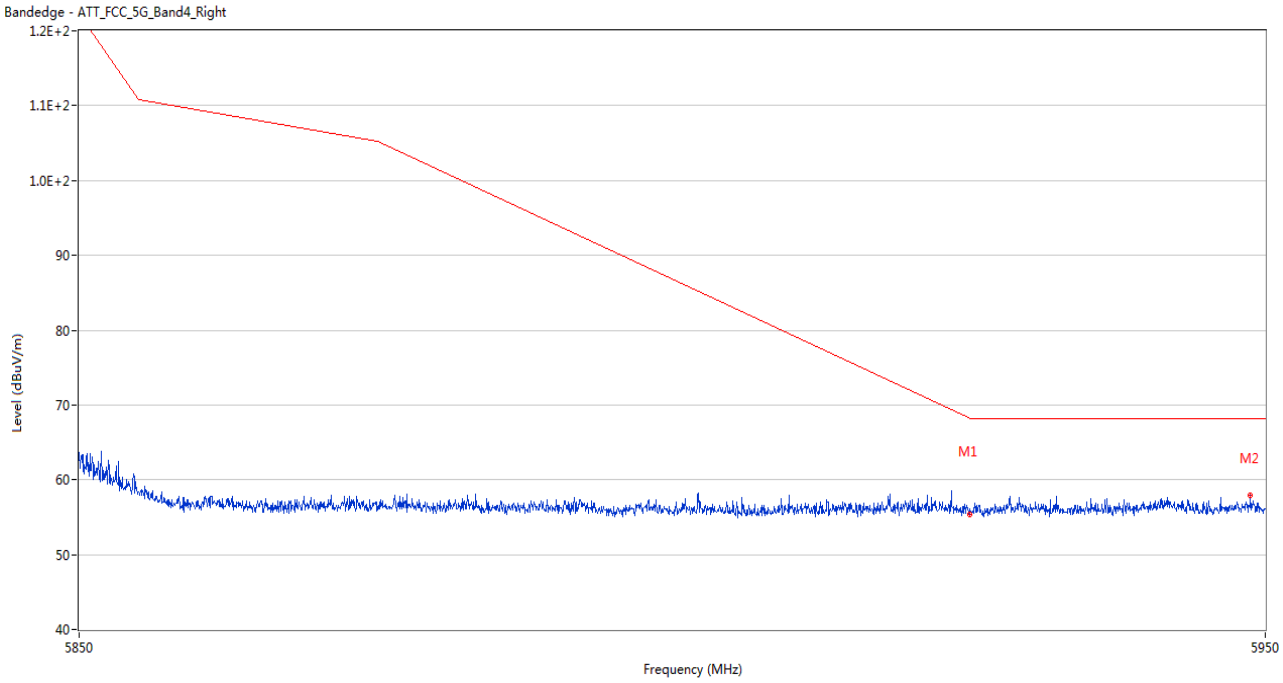

No.	Frequency (MHz)	Results (dBuV/m)	Factor (dB)	Limit (dBuV/m)	Margin (dB)	Detector	Table (Degree)	Height (cm)	Antenna	Verdict
1	5924.950	55.31	2.32	68.2	12.89	Peak	298.00	100	Horizontal	Pass
2	5948.750	57.97	2.64	68.2	10.23	Peak	314.00	100	Horizontal	Pass

U-NII-3 11n40 Low Channel

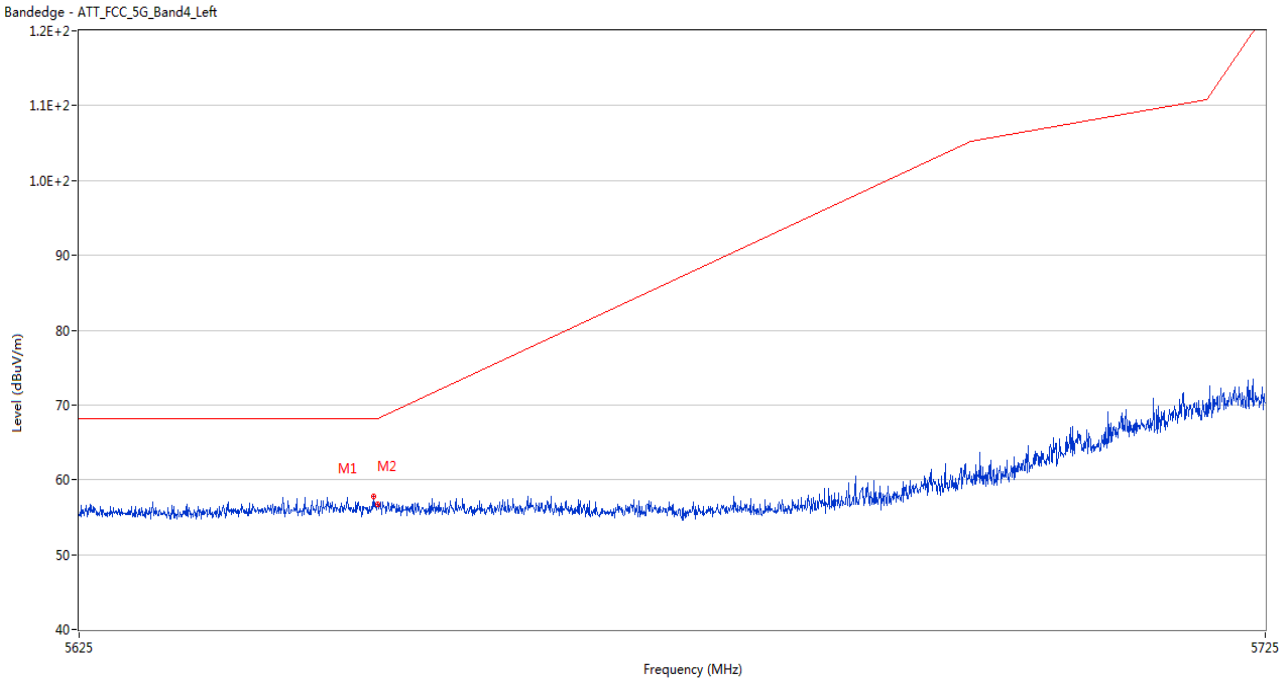

No.	Frequency (MHz)	Results (dBuV/m)	Factor (dB)	Limit (dBuV/m)	Margin (dB)	Detector	Table (Degree)	Height (cm)	Antenna	Verdict
1	5649.700	57.73	2.53	68.2	10.47	Peak	148.00	150	Horizontal	Pass
2	5650.000	56.75	2.54	68.2	11.45	Peak	19.00	150	Horizontal	Pass

U-NII-3 11n40 High Channel

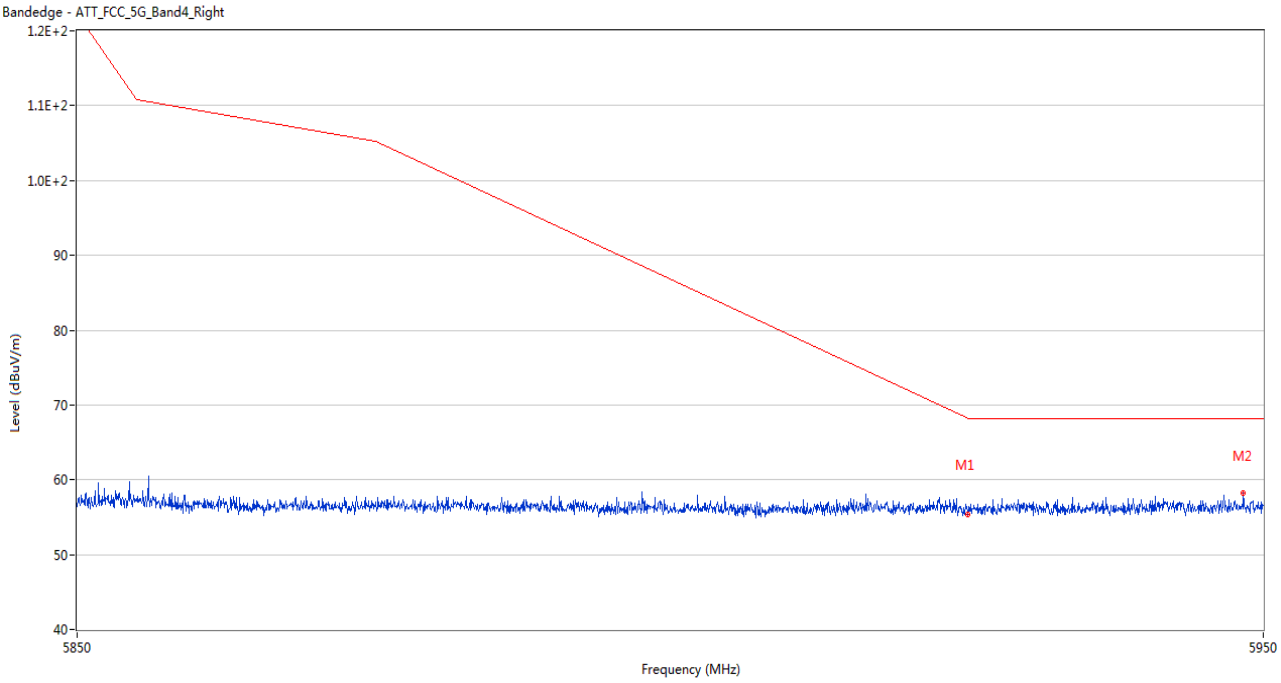

No.	Frequency (MHz)	Results (dBuV/m)	Factor (dB)	Limit (dBuV/m)	Margin (dB)	Detector	Table (Degree)	Height (cm)	Antenna	Verdict
1	5924.950	55.36	2.32	68.2	12.84	Peak	360.00	200	Horizontal	Pass
2	5948.300	58.23	2.69	68.2	9.97	Peak	158.00	100	Horizontal	Pass

U-NII-3 11ac20 Low Channel

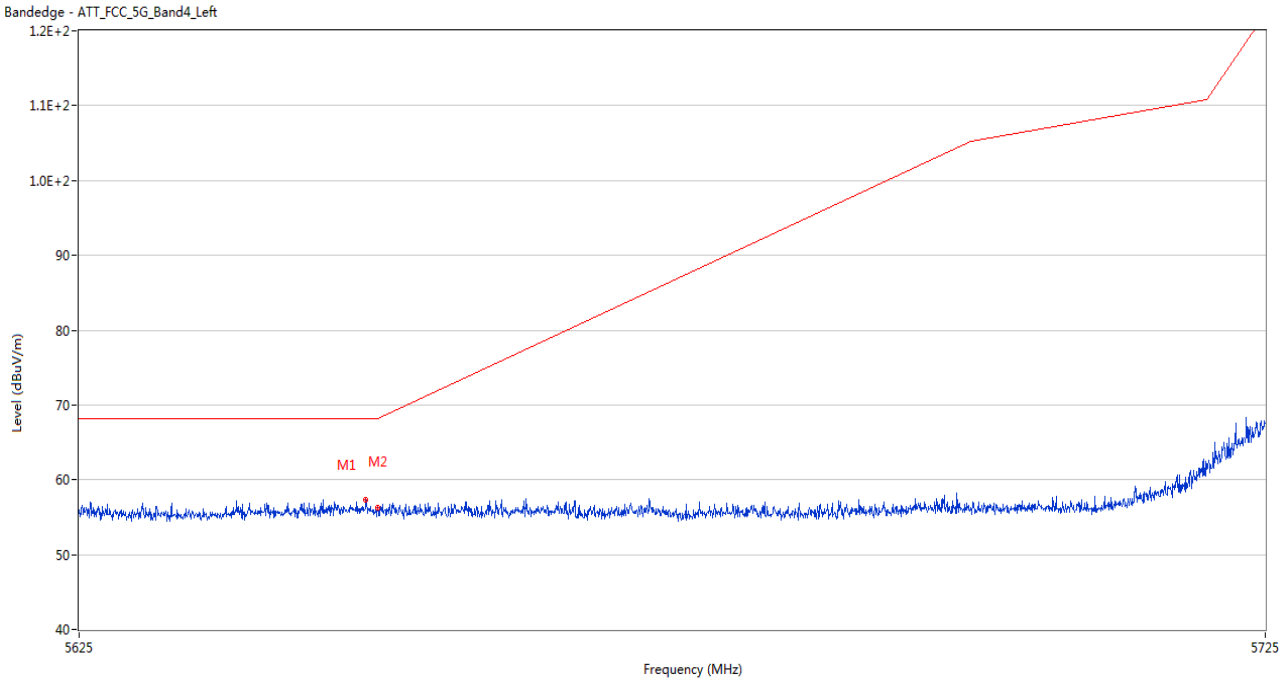

No.	Frequency (MHz)	Results (dBuV/m)	Factor (dB)	Limit (dBuV/m)	Margin (dB)	Detector	Table (Degree)	Height (cm)	Antenna	Verdict
1	5649.000	57.36	2.52	68.2	10.84	Peak	352.00	100	Horizontal	Pass
2	5650.000	56.23	2.54	68.2	11.97	Peak	241.00	100	Horizontal	Pass

U-NII-3 11ac20 High Channel

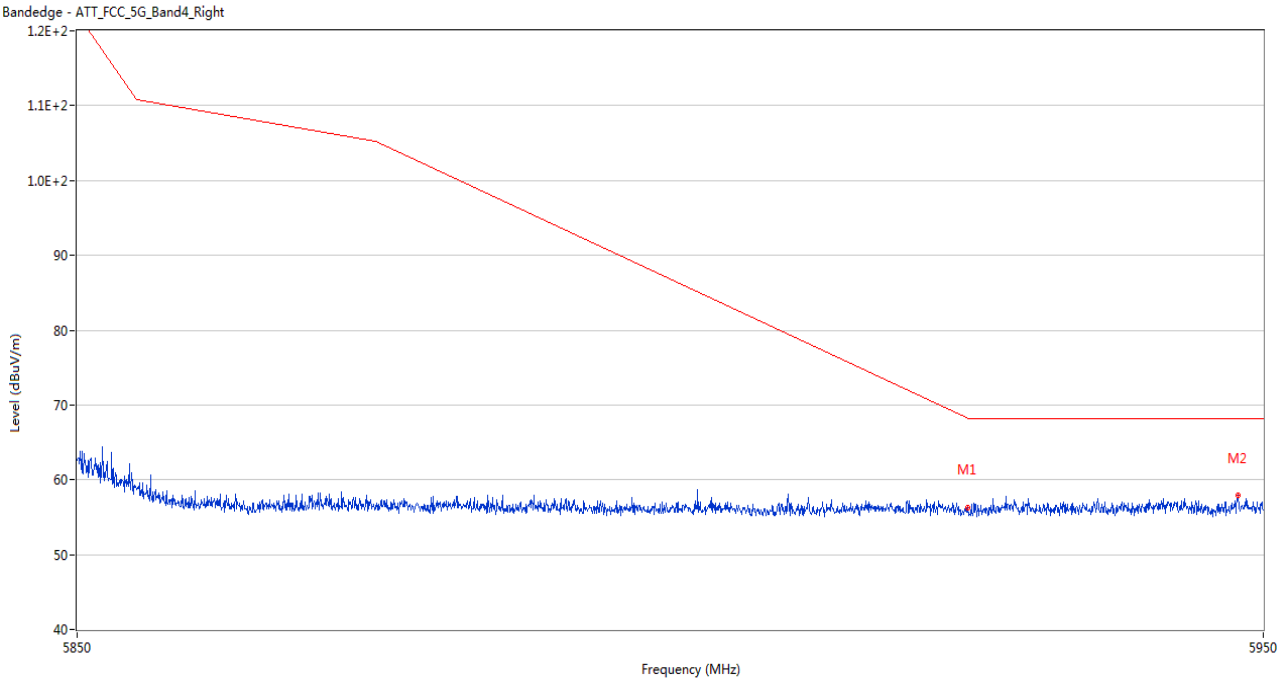

No.	Frequency (MHz)	Results (dBuV/m)	Factor (dB)	Limit (dBuV/m)	Margin (dB)	Detector	Table (Degree)	Height (cm)	Antenna	Verdict
1	5924.950	56.32	2.32	68.2	11.88	Peak	63.00	200	Horizontal	Pass
2	5947.850	57.86	2.70	68.2	10.34	Peak	196.00	150	Horizontal	Pass

U-NII-3 11ac40 Low Channel

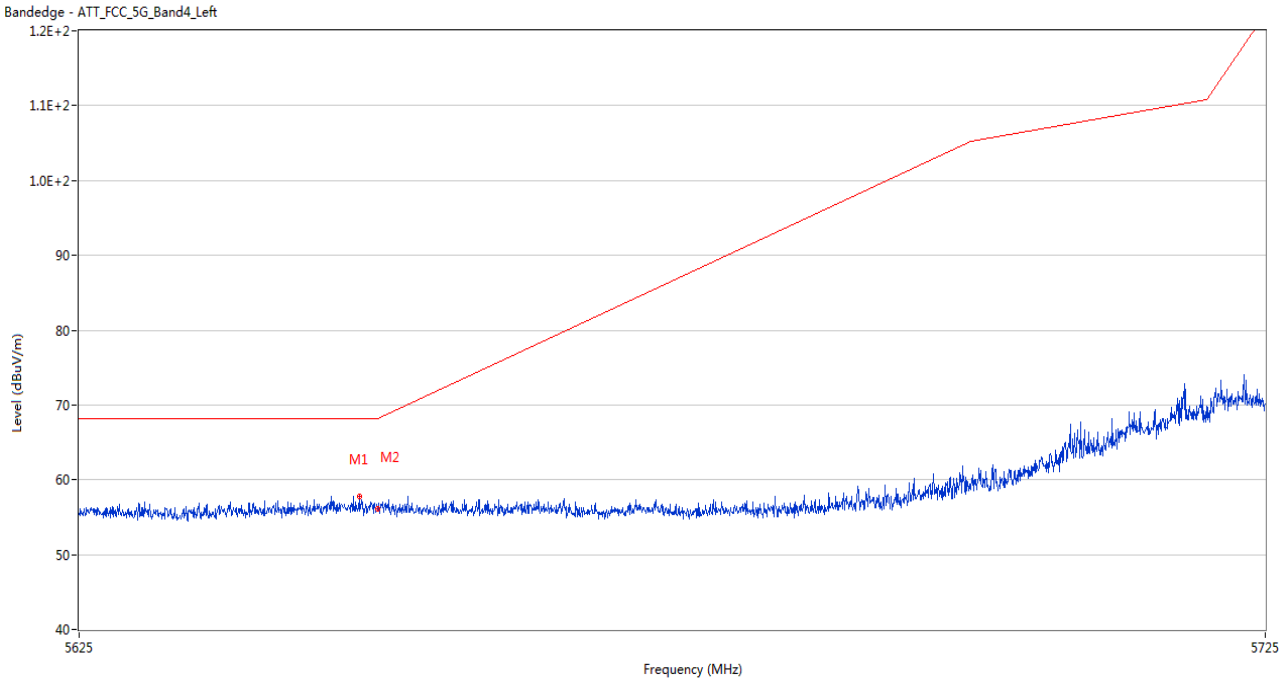

No.	Frequency (MHz)	Results (dBuV/m)	Factor (dB)	Limit (dBuV/m)	Margin (dB)	Detector	Table (Degree)	Height (cm)	Antenna	Verdict
1	5648.450	57.75	2.51	68.2	10.45	Peak	171.00	200	Horizontal	Pass
2	5650.000	56.11	2.54	68.2	12.09	Peak	27.00	100	Horizontal	Pass

U-NII-3 11ac40 High Channel

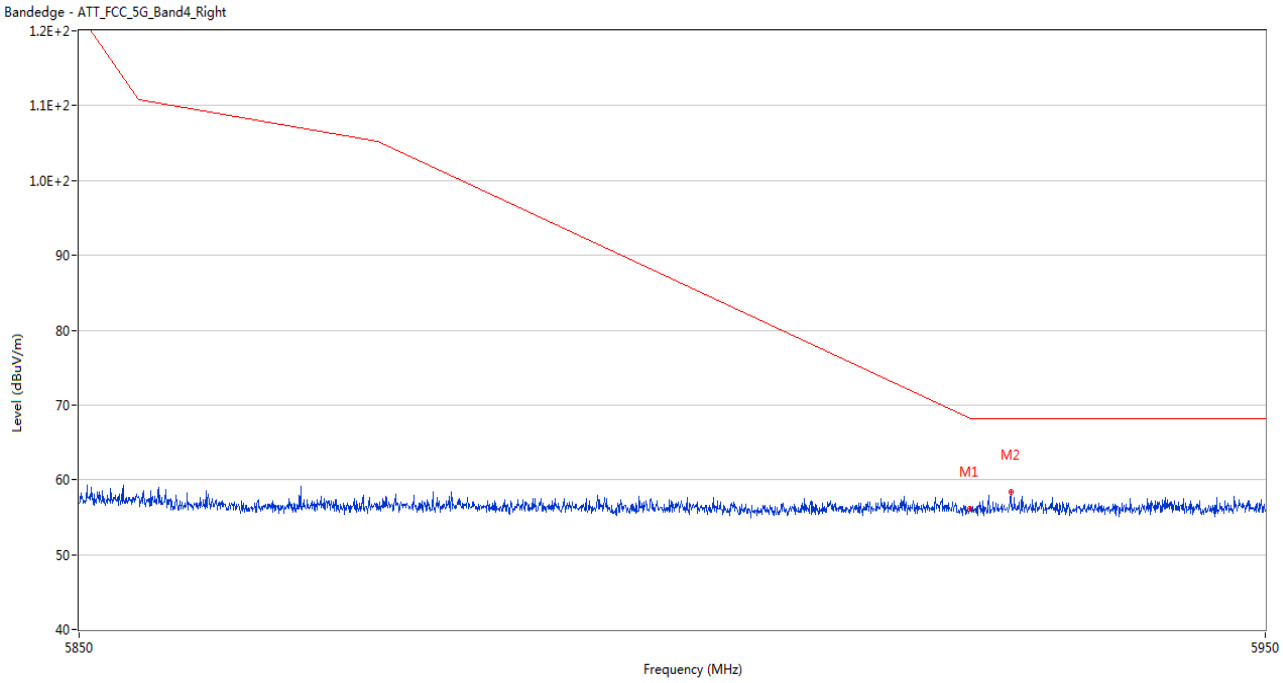

No.	Frequency (MHz)	Results (dBuV/m)	Factor (dB)	Limit (dBuV/m)	Margin (dB)	Detector	Table (Degree)	Height (cm)	Antenna	Verdict
1	5924.950	56.05	2.32	68.2	12.15	Peak	317.00	200	Horizontal	Pass
2	5928.400	58.40	2.63	68.2	9.80	Peak	326.00	150	Horizontal	Pass

U-NII-3 11ac80 Middle Channel

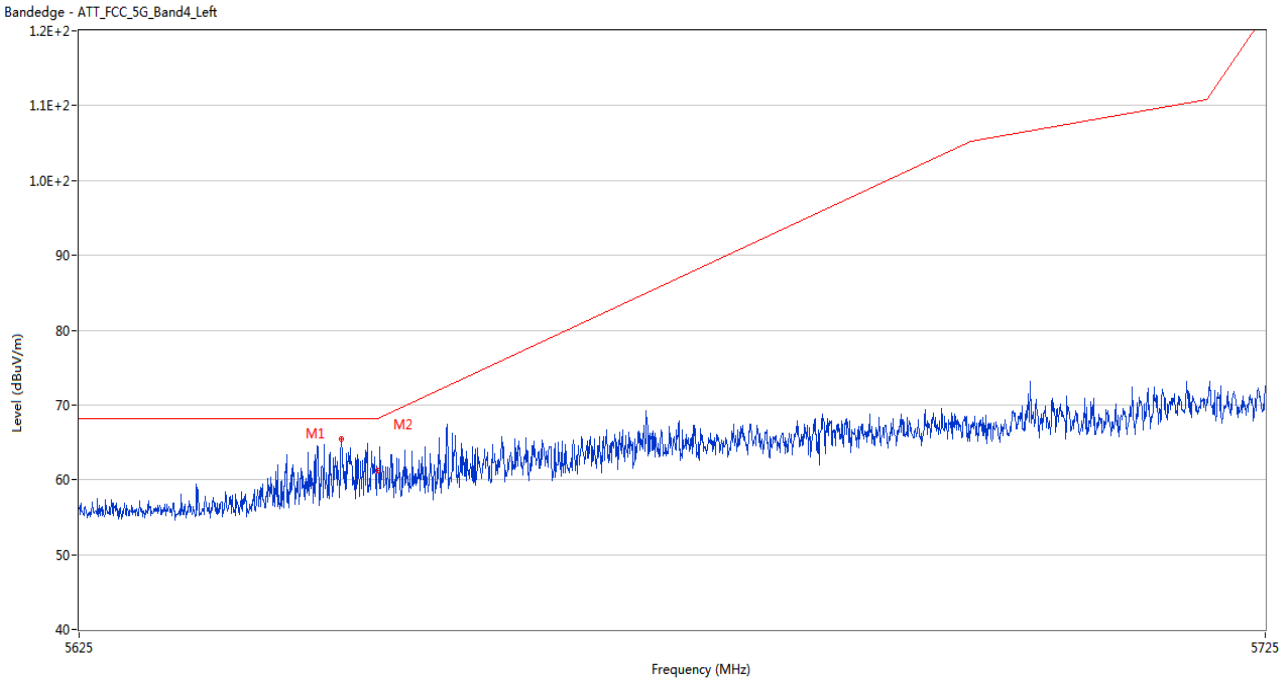

No.	Frequency (MHz)	Results (dBuV/m)	Factor (dB)	Limit (dBuV/m)	Margin (dB)	Detector	Table (Degree)	Height (cm)	Antenna	Verdict
1	5646.950	65.15	2.65	68.2	3.05	Peak	251.00	200	Horizontal	Pass
2	5650.000	61.24	2.54	68.2	6.96	Peak	218.00	150	Horizontal	Pass

U-NII-3 11ac80 Middle Channel

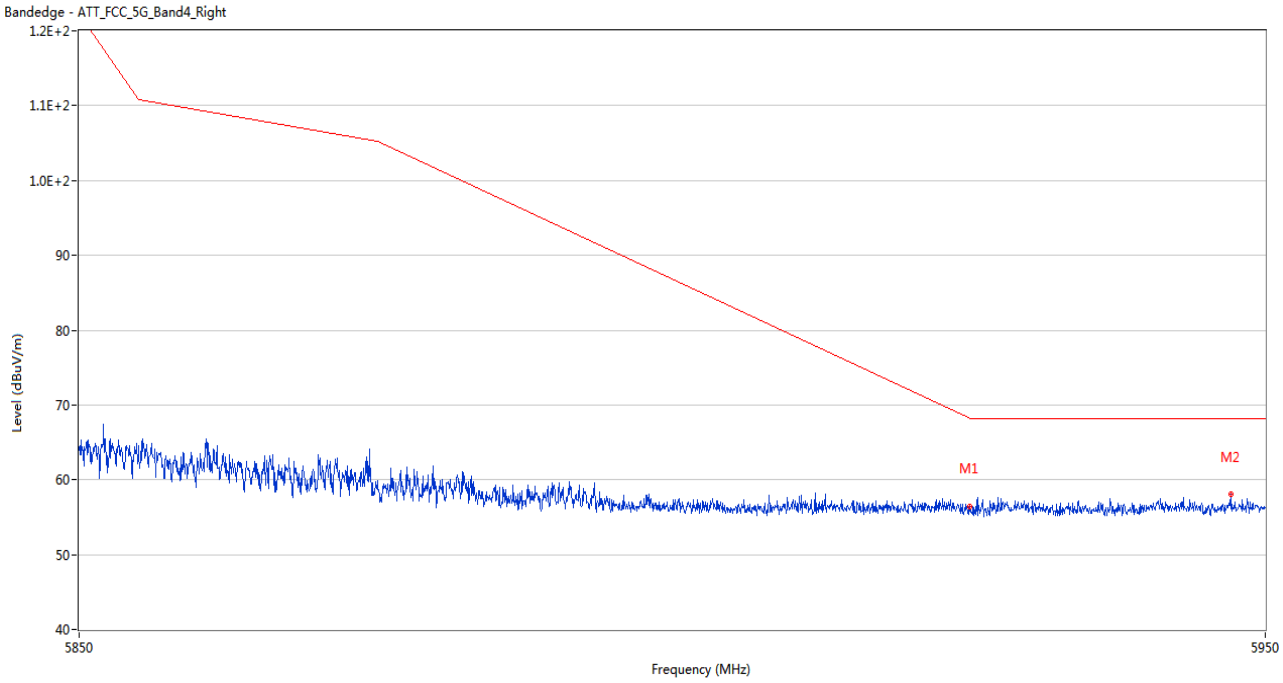

No.	Frequency (MHz)	Results (dBuV/m)	Factor (dB)	Limit (dBuV/m)	Margin (dB)	Detector	Table (Degree)	Height (cm)	Antenna	Verdict
1	5924.950	56.50	2.32	68.2	11.70	Peak	174.00	100	Horizontal	Pass
2	5947.050	58.11	2.52	68.2	10.09	Peak	192.00	150	Horizontal	Pass

U-NII-3 11ax20 (SU) Low Channel

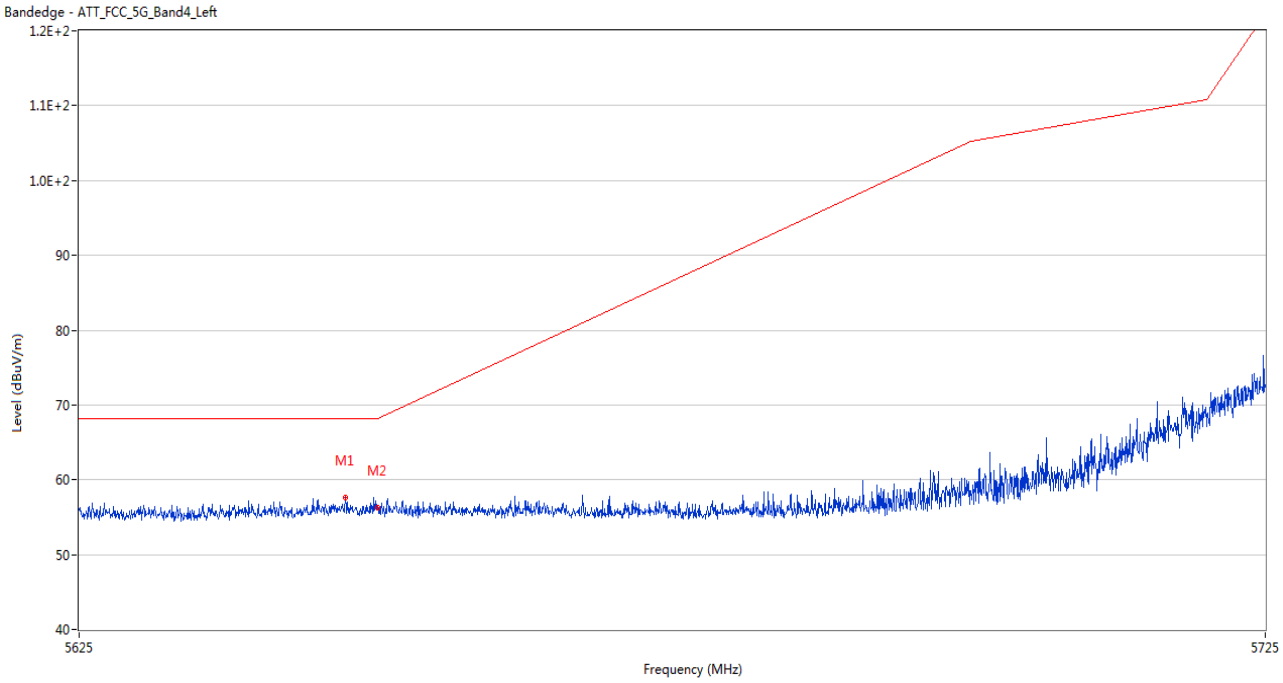

No.	Frequency (MHz)	Results (dBuV/m)	Factor (dB)	Limit (dBuV/m)	Margin (dB)	Detector	Table (Degree)	Height (cm)	Antenna	Verdict
1	5647.300	57.62	2.62	68.2	10.58	Peak	132.00	150	Horizontal	Pass
2	5650.000	56.31	2.54	68.2	11.89	Peak	0.00	100	Horizontal	Pass

U-NII-3 11ax20 (SU) High Channel

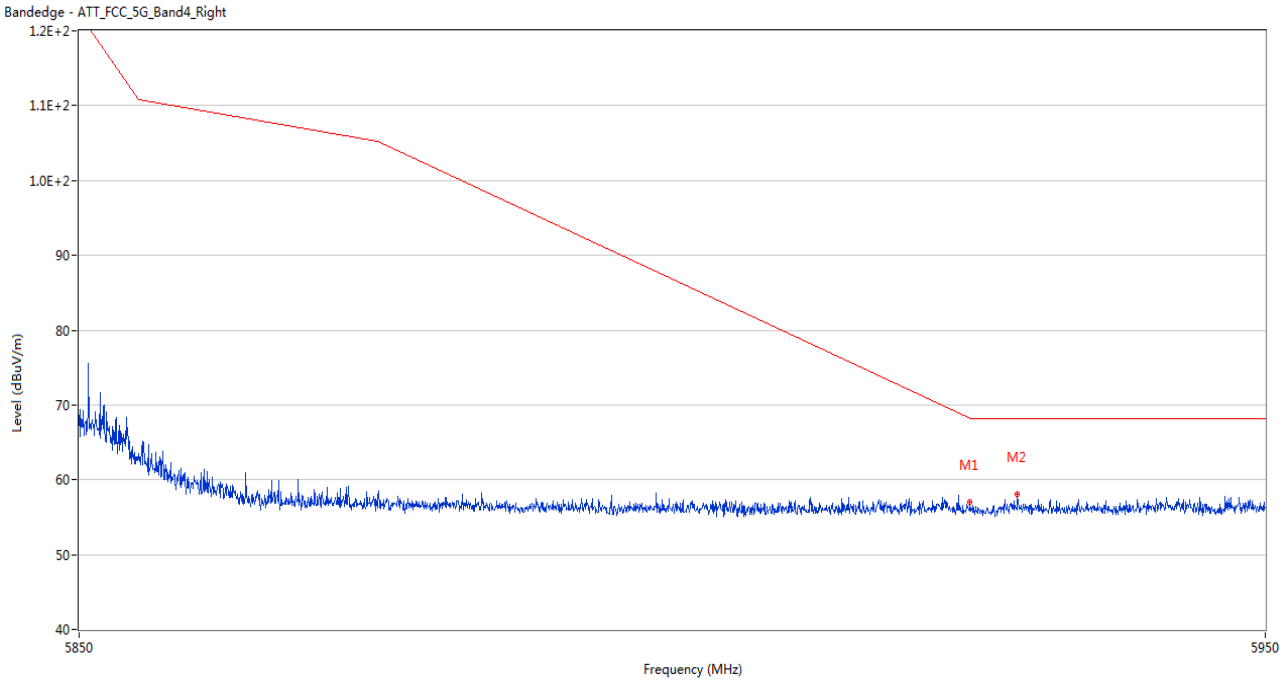

No.	Frequency (MHz)	Results (dBuV/m)	Factor (dB)	Limit (dBuV/m)	Margin (dB)	Detector	Table (Degree)	Height (cm)	Antenna	Verdict
1	5924.950	56.96	2.32	68.2	11.24	Peak	148.00	150	Horizontal	Pass
2	5928.950	58.10	2.70	68.2	10.10	Peak	218.00	200	Horizontal	Pass

U-NII-3 11ax40 (SU) Low Channel

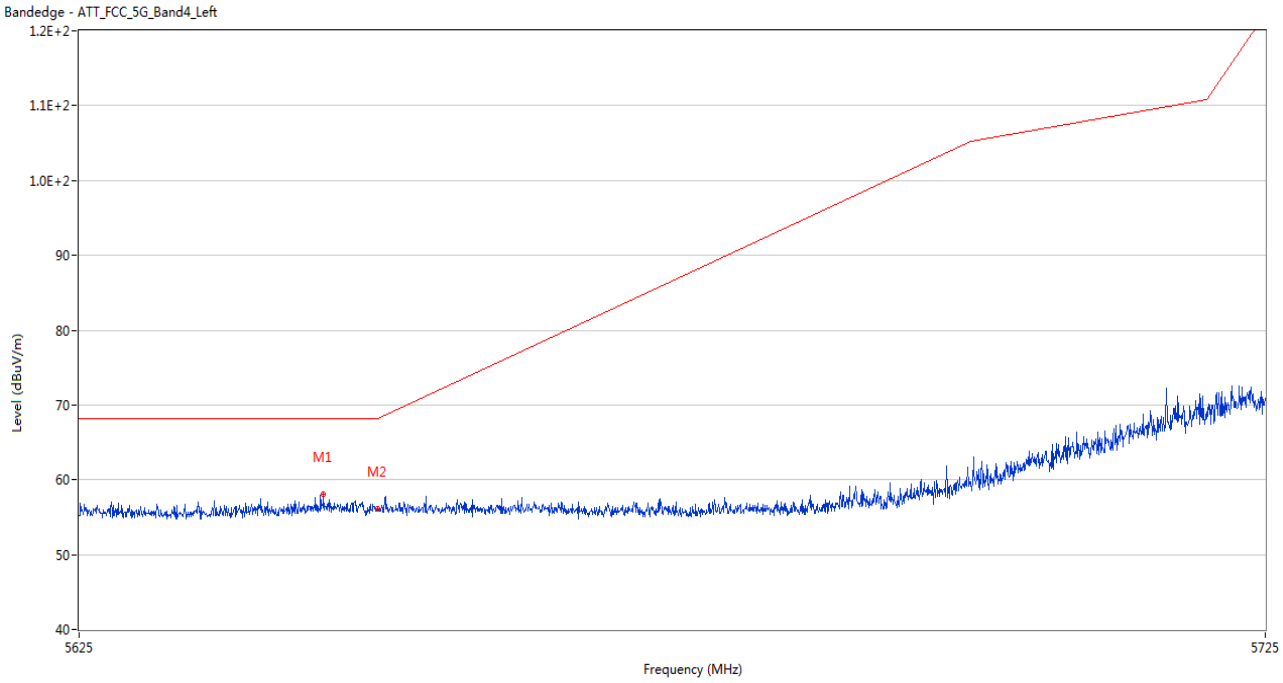

No.	Frequency (MHz)	Results (dBuV/m)	Factor (dB)	Limit (dBuV/m)	Margin (dB)	Detector	Table (Degree)	Height (cm)	Antenna	Verdict
1	5645.450	58.11	2.60	68.2	10.09	Peak	0.00	200	Horizontal	Pass
2	5650.000	56.06	2.54	68.2	12.14	Peak	353.00	100	Horizontal	Pass

U-NII-3 11ax40 (SU) High Channel

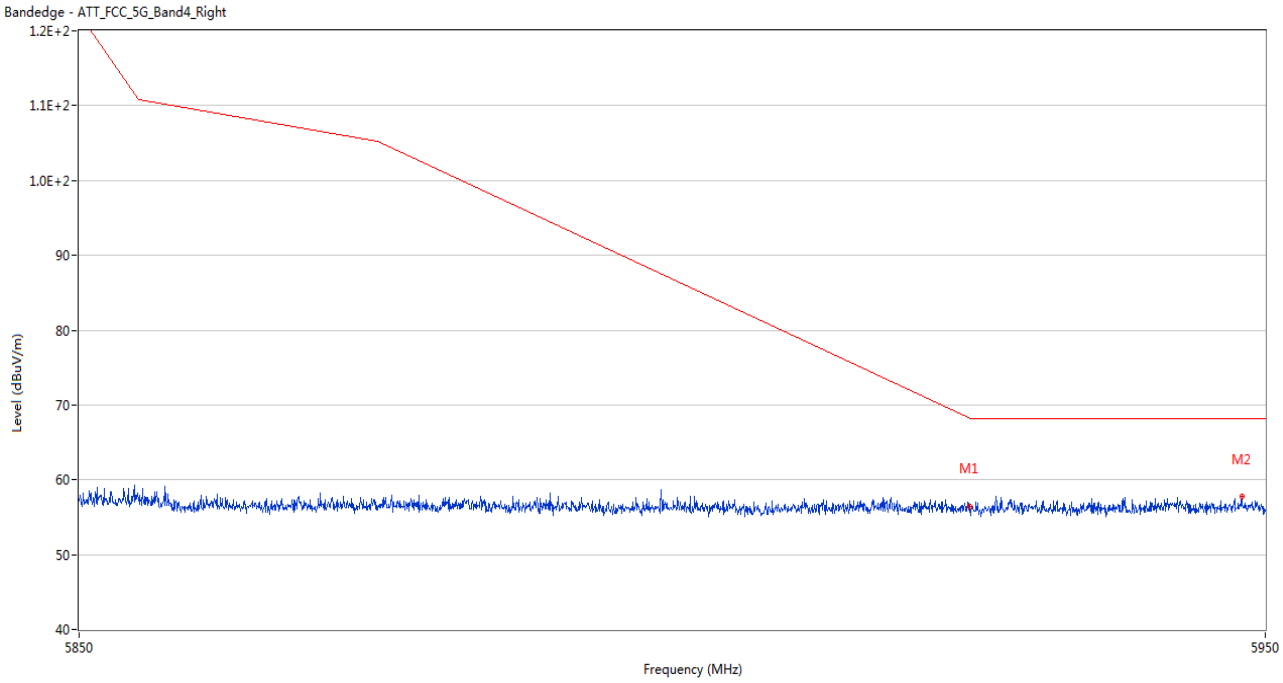

No.	Frequency (MHz)	Results (dBuV/m)	Factor (dB)	Limit (dBuV/m)	Margin (dB)	Detector	Table (Degree)	Height (cm)	Antenna	Verdict
1	5924.950	56.49	2.32	68.2	11.71	Peak	6.00	200	Horizontal	Pass
2	5948.000	57.76	2.72	68.2	10.44	Peak	155.00	100	Horizontal	Pass

U-NII-3 11ax80 (SU) Middle Channel

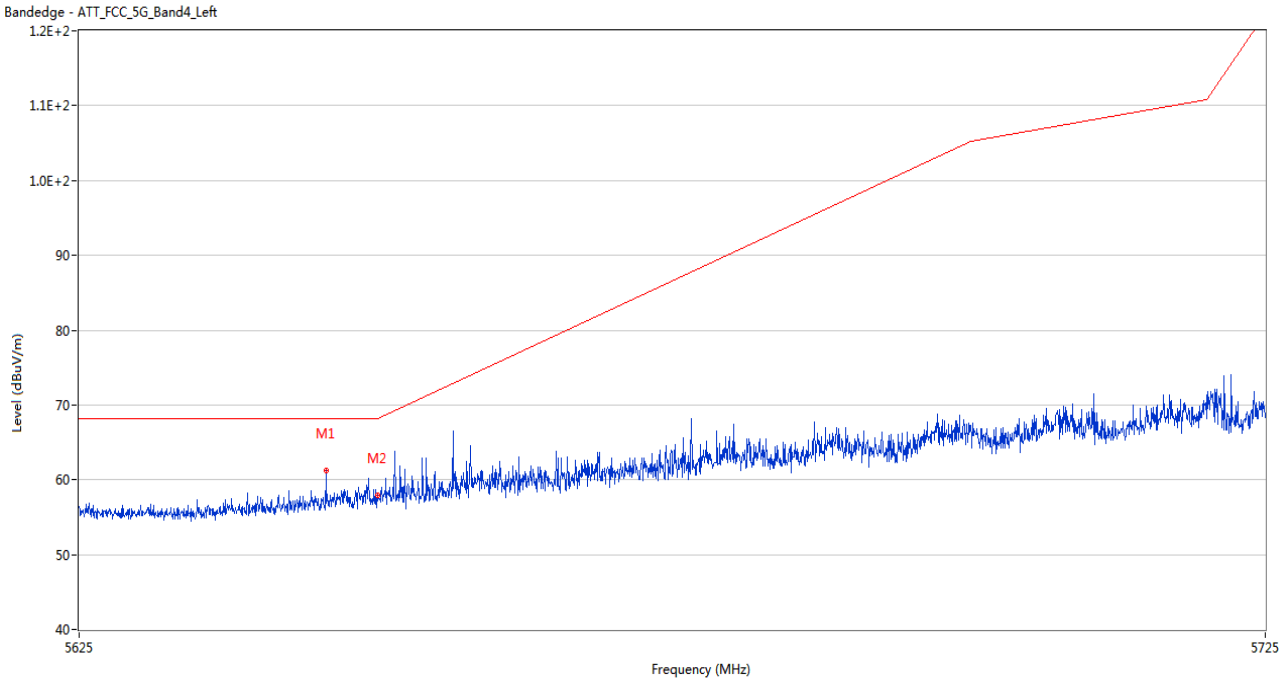

No.	Frequency (MHz)	Results (dBuV/m)	Factor (dB)	Limit (dBuV/m)	Margin (dB)	Detector	Table (Degree)	Height (cm)	Antenna	Verdict
1	5645.650	61.22	2.63	68.2	6.98	Peak	261.00	150	Horizontal	Pass
2	5650.000	57.96	2.54	68.2	10.24	Peak	261.00	200	Horizontal	Pass

U-NII-3 11ax80 (SU) Middle Channel

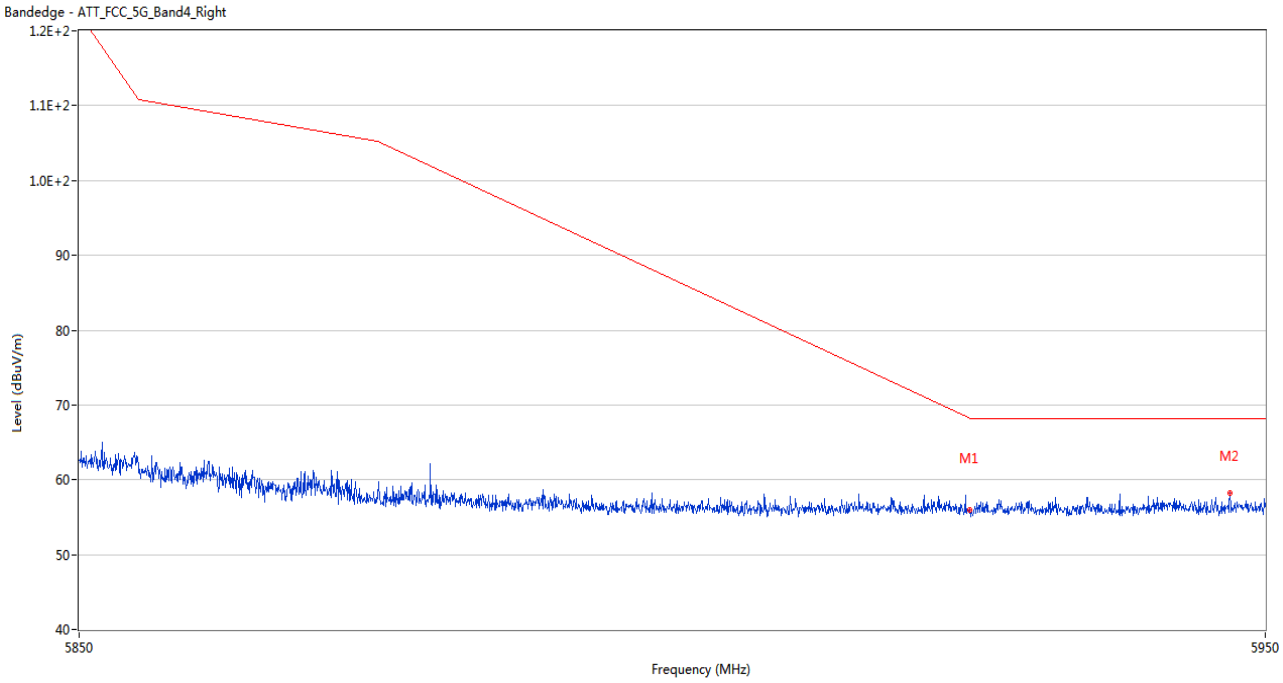

No.	Frequency (MHz)	Results (dBuV/m)	Factor (dB)	Limit (dBuV/m)	Margin (dB)	Detector	Table (Degree)	Height (cm)	Antenna	Verdict
1	5924.950	56.00	2.32	68.2	12.20	Peak	283.00	200	Horizontal	Pass
2	5947.000	58.18	2.51	68.2	10.02	Peak	354.00	150	Horizontal	Pass

U-NII-2C & U-NII-3 11a 144 Channel

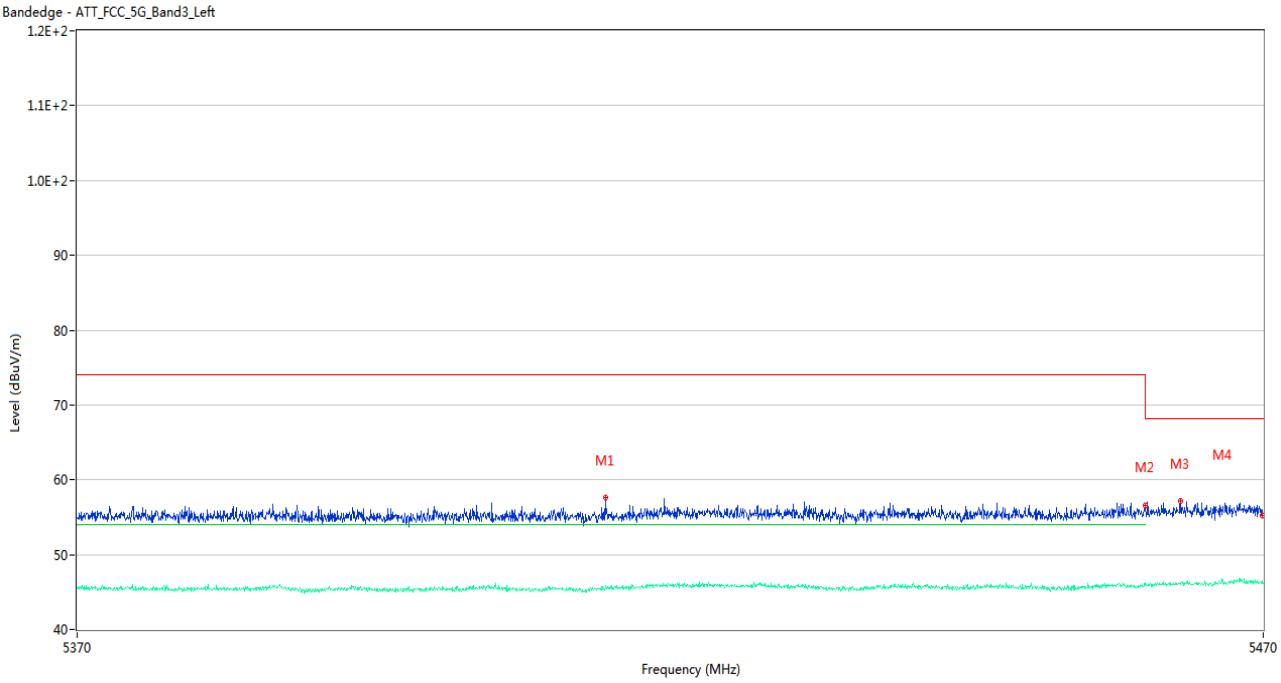

No.	Frequency (MHz)	Results (dBuV/m)	Factor (dB)	Limit (dBuV/m)	Margin (dB)	Detector	Table (Degree)	Height (cm)	Antenna	Verdict
1	5414.300	57.56	2.11	74.0	16.44	Peak	135.00	150	Horizontal	Pass
1**	5414.300	45.60	2.11	54.0	8.40	AV	135.00	150	Horizontal	Pass
2	5460.000	56.65	2.50	74.0	17.35	Peak	81.00	150	Horizontal	Pass
2**	5460.000	45.95	2.50	54.0	8.05	AV	81.00	150	Horizontal	Pass
3	5463.000	57.19	2.79	68.2	11.01	Peak	15.00	100	Horizontal	Pass
3**	5463.000	45.99	2.79	--	--	AV	15.00	100	Horizontal	N/A
4	5469.950	55.29	2.87	68.2	12.91	Peak	78.00	100	Horizontal	Pass
4**	5469.950	46.51	2.87	--	--	AV	78.00	100	Horizontal	N/A

U-NII-2C & U-NII-3 11a 144 Channel

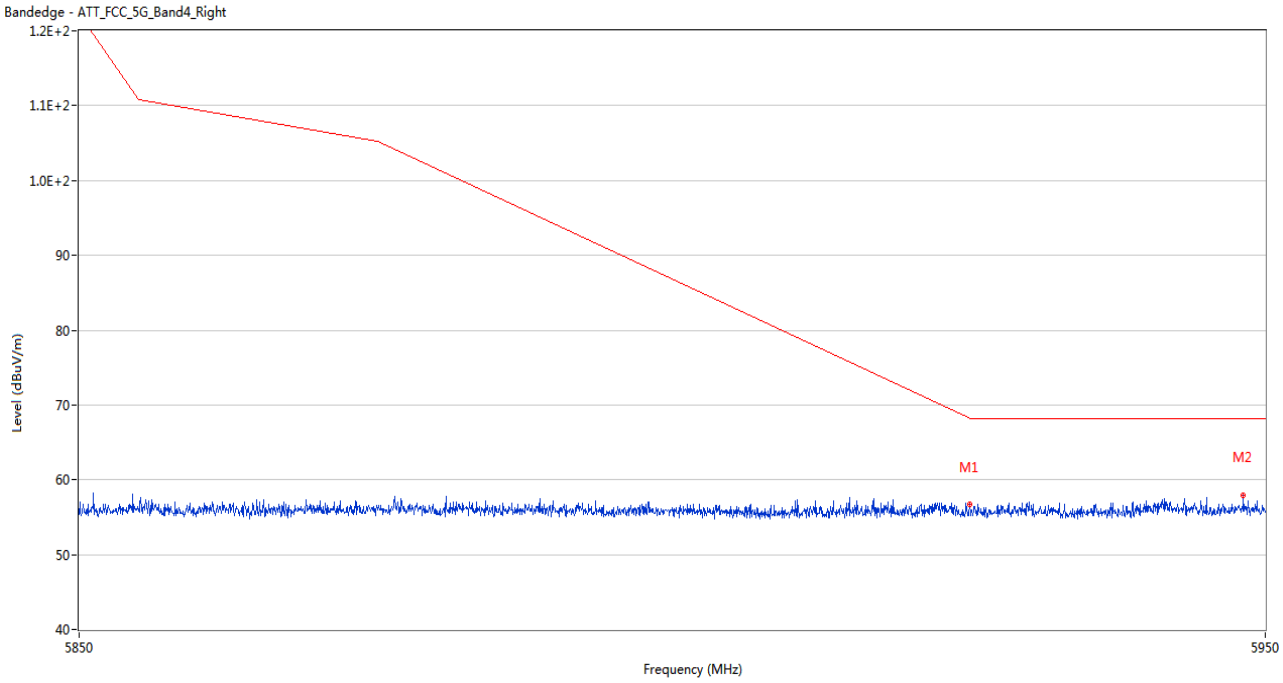

No.	Frequency (MHz)	Results (dBuV/m)	Factor (dB)	Limit (dBuV/m)	Margin (dB)	Detector	Table (Degree)	Height (cm)	Antenna	Verdict
1	5924.950	56.75	2.32	68.2	11.45	Peak	112.00	150	Horizontal	Pass
2	5948.150	58.00	2.70	68.2	10.20	Peak	63.00	150	Horizontal	Pass

U-NII-2C & U-NII-3 11n20 144 Channel

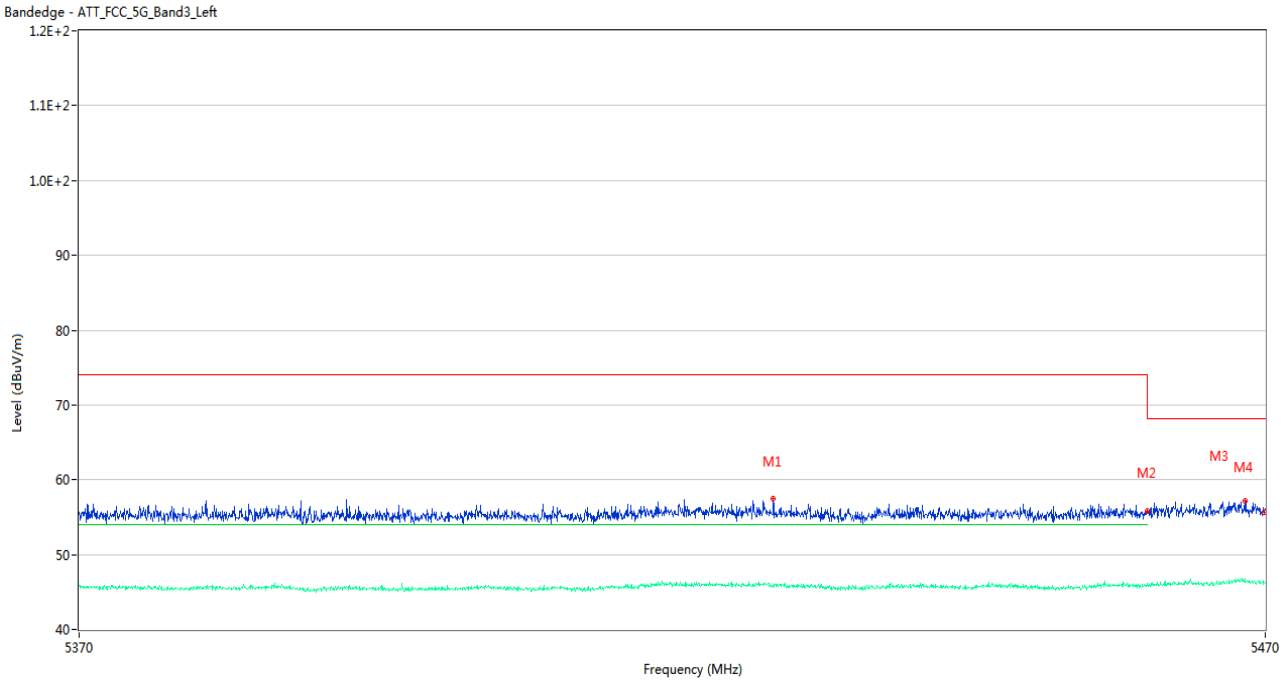

No.	Frequency (MHz)	Results (dBuV/m)	Factor (dB)	Limit (dBuV/m)	Margin (dB)	Detector	Table (Degree)	Height (cm)	Antenna	Verdict
1	5428.300	57.48	2.43	74.0	16.52	Peak	4.00	100	Horizontal	Pass
1**	5428.300	45.79	2.43	54.0	8.21	AV	4.00	100	Horizontal	Pass
2	5460.000	55.89	2.50	74.0	18.11	Peak	267.00	150	Horizontal	Pass
2**	5460.000	46.10	2.50	54.0	7.90	AV	267.00	150	Horizontal	Pass
3	5468.250	57.17	3.09	68.2	11.03	Peak	127.00	100	Horizontal	Pass
3**	5468.250	46.71	3.09	--	--	AV	127.00	100	Horizontal	N/A
4	5469.950	55.65	2.87	68.2	12.55	Peak	50.00	200	Horizontal	Pass
4**	5469.950	46.36	2.87	--	--	AV	50.00	200	Horizontal	N/A

U-NII-2C & U-NII-3 11n20 144 Channel

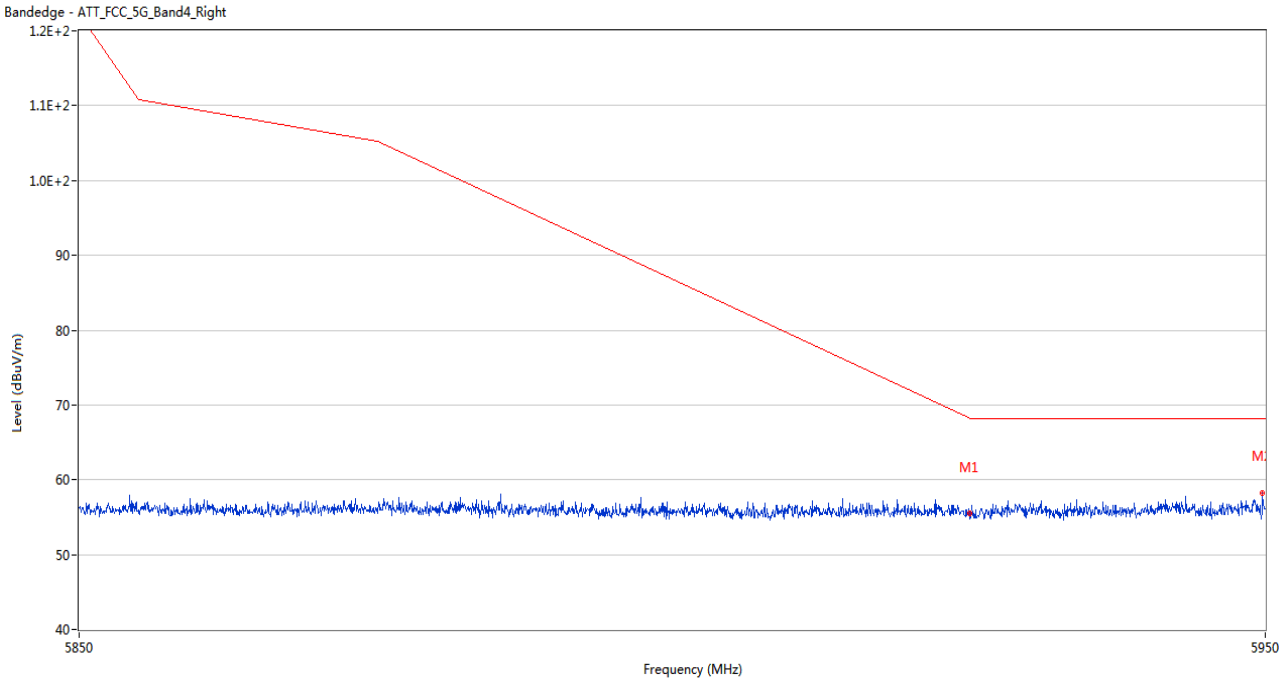

No.	Frequency (MHz)	Results (dBuV/m)	Factor (dB)	Limit (dBuV/m)	Margin (dB)	Detector	Table (Degree)	Height (cm)	Antenna	Verdict
1	5924.950	55.49	2.32	68.2	12.71	Peak	197.00	200	Horizontal	Pass
2	5949.750	58.24	2.53	68.2	9.96	Peak	236.00	150	Horizontal	Pass

U-NII-2C & U-NII-3 11n40 142 Channel

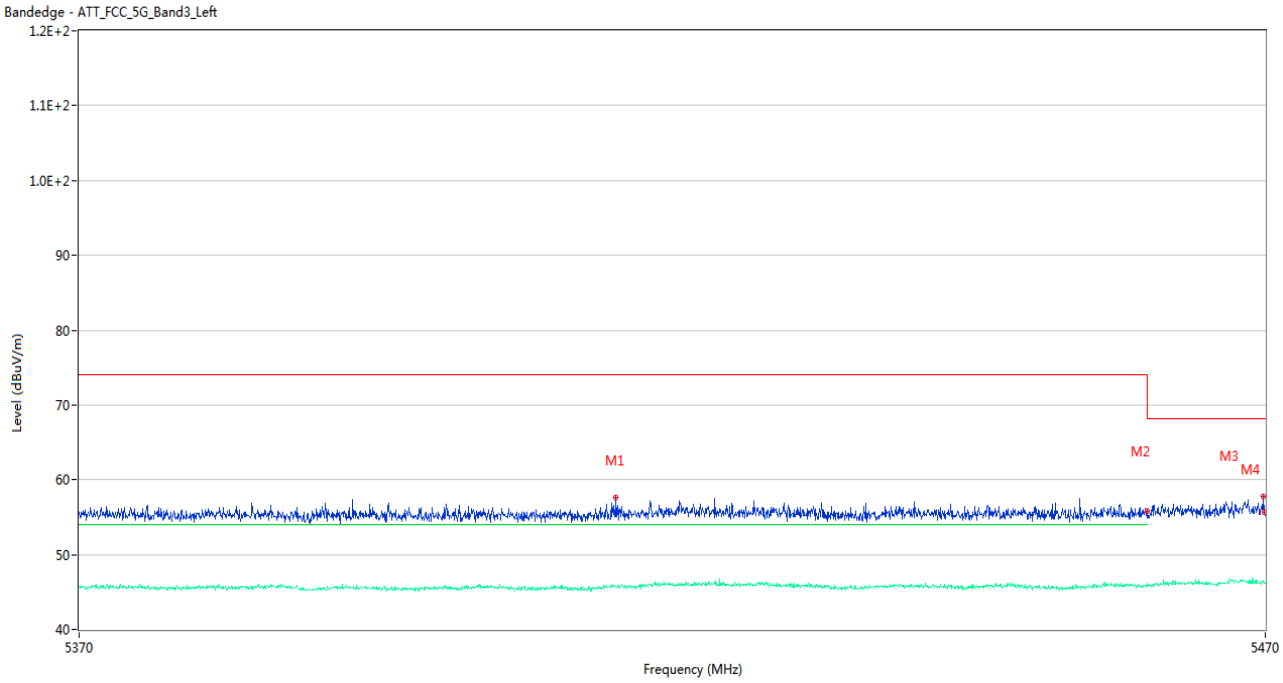

No.	Frequency (MHz)	Results (dBuV/m)	Factor (dB)	Limit (dBuV/m)	Margin (dB)	Detector	Table (Degree)	Height (cm)	Antenna	Verdict
1	5415.050	57.63	2.16	74.0	16.37	Peak	326.00	150	Horizontal	Pass
1**	5415.050	45.77	2.16	54.0	8.23	AV	326.00	150	Horizontal	Pass
2	5460.000	55.79	2.50	74.0	18.21	Peak	172.00	200	Horizontal	Pass
2**	5460.000	45.77	2.50	54.0	8.23	AV	172.00	200	Horizontal	Pass
3	5469.800	57.74	2.88	68.2	10.46	Peak	32.00	100	Horizontal	Pass
3**	5469.800	46.36	2.88	--	--	AV	32.00	100	Horizontal	N/A
4	5469.950	55.69	2.87	68.2	12.51	Peak	119.00	100	Horizontal	Pass
4**	5469.950	46.28	2.87	--	--	AV	119.00	100	Horizontal	N/A

U-NII-2C & U-NII-3 11n40 142 Channel

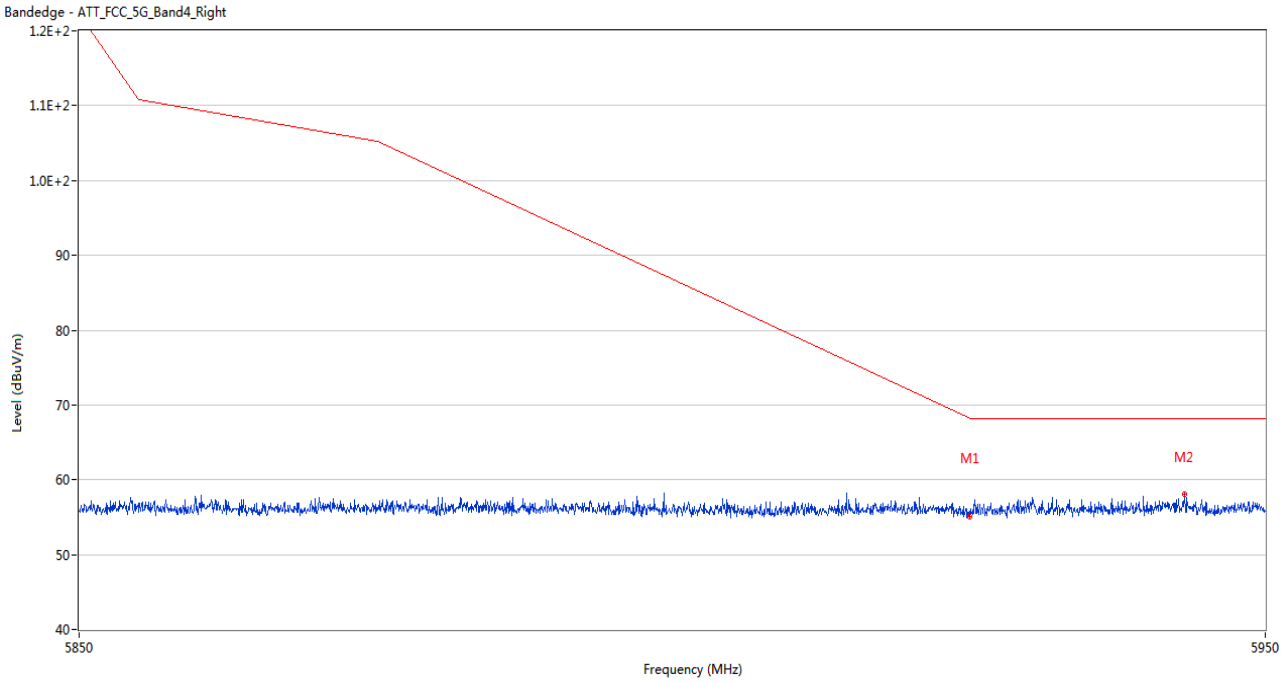

No.	Frequency (MHz)	Results (dBuV/m)	Factor (dB)	Limit (dBuV/m)	Margin (dB)	Detector	Table (Degree)	Height (cm)	Antenna	Verdict
1	5924.950	55.03	2.32	68.2	13.17	Peak	329.00	150	Horizontal	Pass
2	5943.150	58.02	2.58	68.2	10.18	Peak	136.00	200	Horizontal	Pass

U-NII-2C & U-NII-3 11ac20 144 Channel

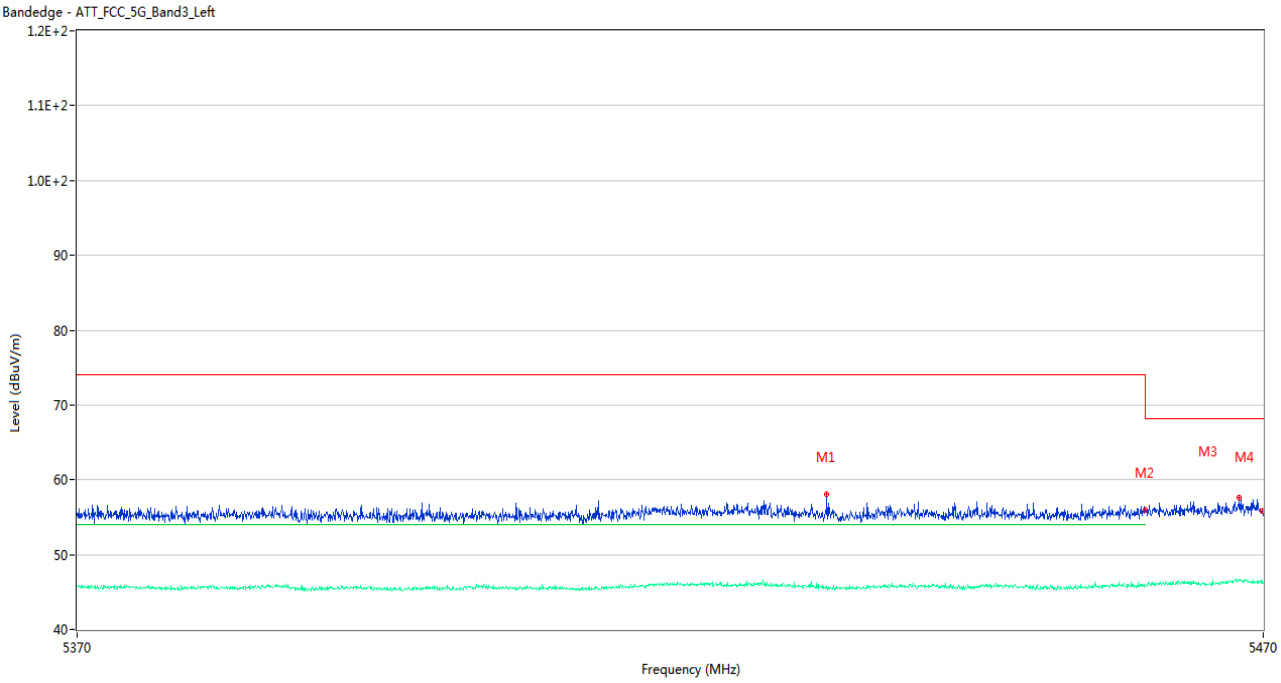

No.	Frequency (MHz)	Results (dBuV/m)	Factor (dB)	Limit (dBuV/m)	Margin (dB)	Detector	Table (Degree)	Height (cm)	Antenna	Verdict
1	5433.000	58.01	2.12	74.0	15.99	Peak	239.00	100	Horizontal	Pass
1**	5433.000	45.57	2.12	54.0	8.43	AV	239.00	100	Horizontal	Pass
2	5460.000	55.91	2.50	74.0	18.09	Peak	327.00	150	Horizontal	Pass
2**	5460.000	45.75	2.50	54.0	8.25	AV	327.00	150	Horizontal	Pass
3	5467.950	57.67	3.13	68.2	10.53	Peak	1.00	100	Horizontal	Pass
3**	5467.950	46.65	3.13	--	--	AV	1.00	100	Horizontal	N/A
4	5469.950	55.85	2.87	68.2	12.35	Peak	138.00	200	Horizontal	Pass
4**	5469.950	46.20	2.87	--	--	AV	138.00	200	Horizontal	N/A

U-NII-2C & U-NII-3 11ac20 144 Channel

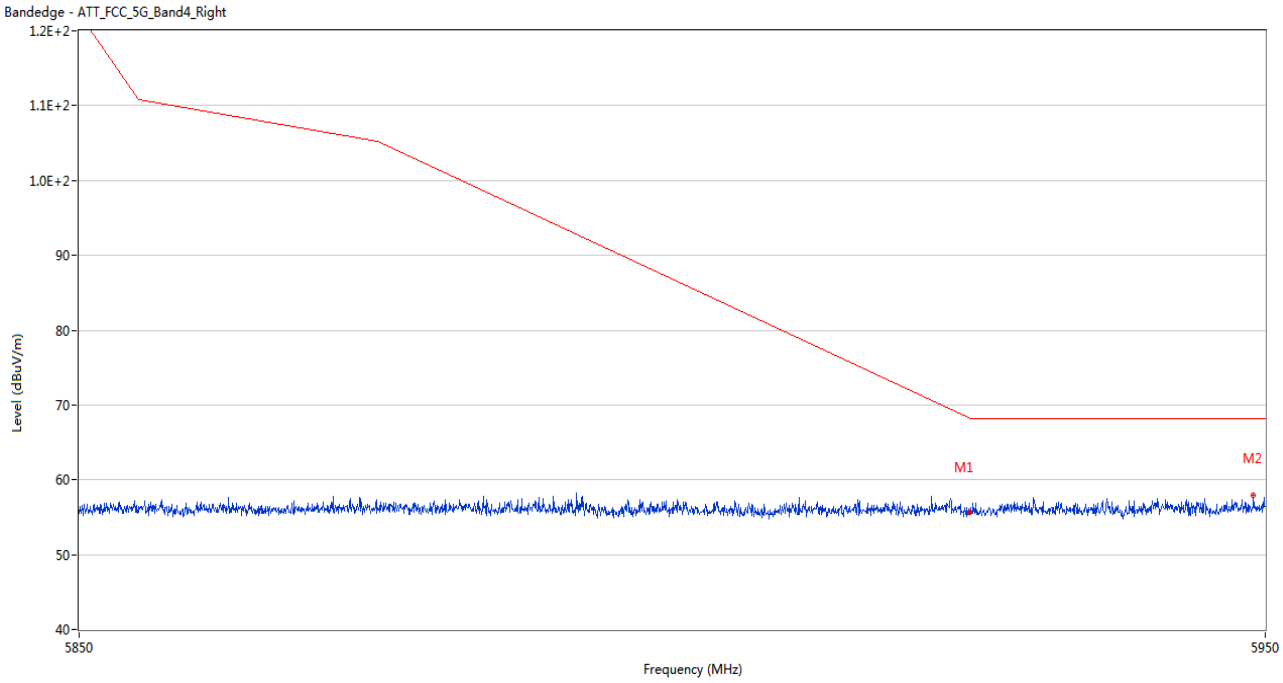

No.	Frequency (MHz)	Results (dBuV/m)	Factor (dB)	Limit (dBuV/m)	Margin (dB)	Detector	Table (Degree)	Height (cm)	Antenna	Verdict
1	5924.950	55.64	2.32	68.2	12.56	Peak	230.00	150	Horizontal	Pass
2	5949.000	57.93	2.61	68.2	10.27	Peak	92.00	150	Horizontal	Pass

U-NII-2C & U-NII-3 11ac40 142 Channel

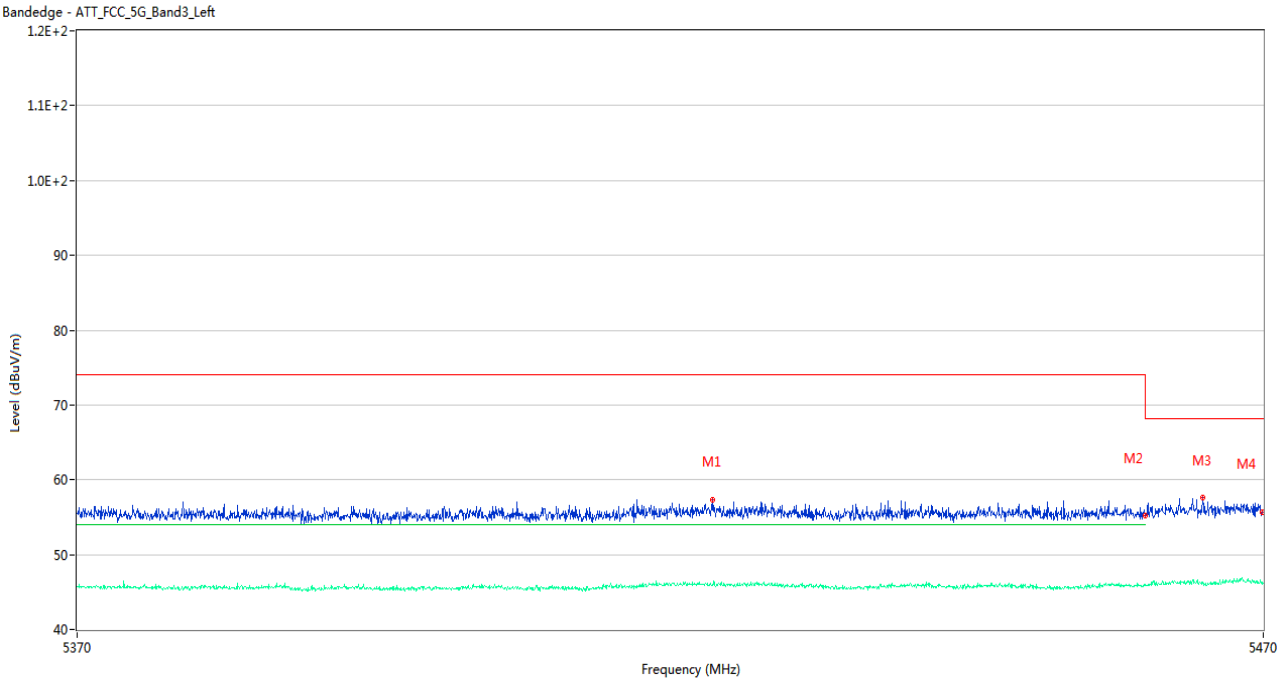

No.	Frequency (MHz)	Results (dBuV/m)	Factor (dB)	Limit (dBuV/m)	Margin (dB)	Detector	Table (Degree)	Height (cm)	Antenna	Verdict
1	5423.300	57.38	2.44	74.0	16.62	Peak	197.00	100	Horizontal	Pass
1**	5423.300	45.95	2.44	54.0	8.05	AV	197.00	100	Horizontal	Pass
2	5460.000	55.25	2.50	74.0	18.75	Peak	300.00	200	Horizontal	Pass
2**	5460.000	45.99	2.50	54.0	8.01	AV	300.00	200	Horizontal	Pass
3	5464.850	57.62	2.72	68.2	10.58	Peak	131.00	200	Horizontal	Pass
3**	5464.850	46.29	2.72	--	--	AV	131.00	200	Horizontal	N/A
4	5469.950	55.61	2.87	68.2	12.59	Peak	153.00	200	Horizontal	Pass
4**	5469.950	46.28	2.87	--	--	AV	153.00	200	Horizontal	N/A

U-NII-2C & U-NII-3 11ac40 142 Channel

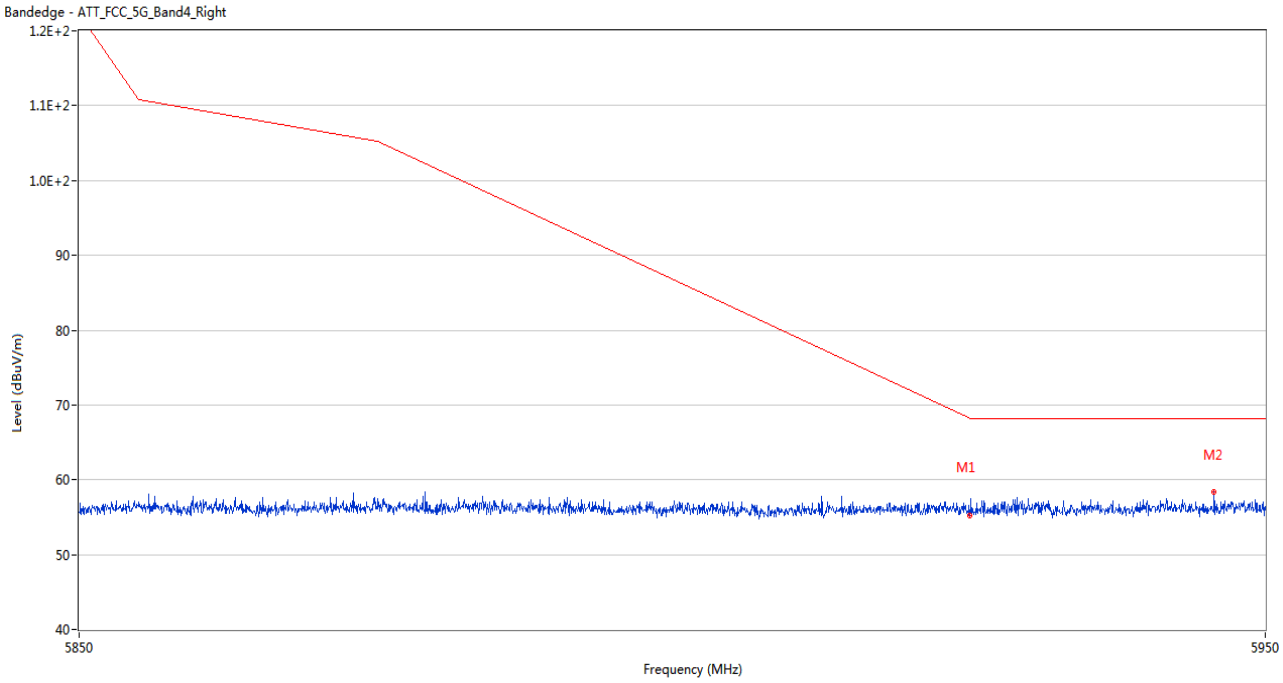

No.	Frequency (MHz)	Results (dBuV/m)	Factor (dB)	Limit (dBuV/m)	Margin (dB)	Detector	Table (Degree)	Height (cm)	Antenna	Verdict
1	5924.950	55.26	2.32	68.2	12.94	Peak	345.00	200	Horizontal	Pass
2	5945.650	58.37	2.28	68.2	9.83	Peak	310.00	200	Horizontal	Pass

U-NII-2C & U-NII-3 11ac80 138 Channel

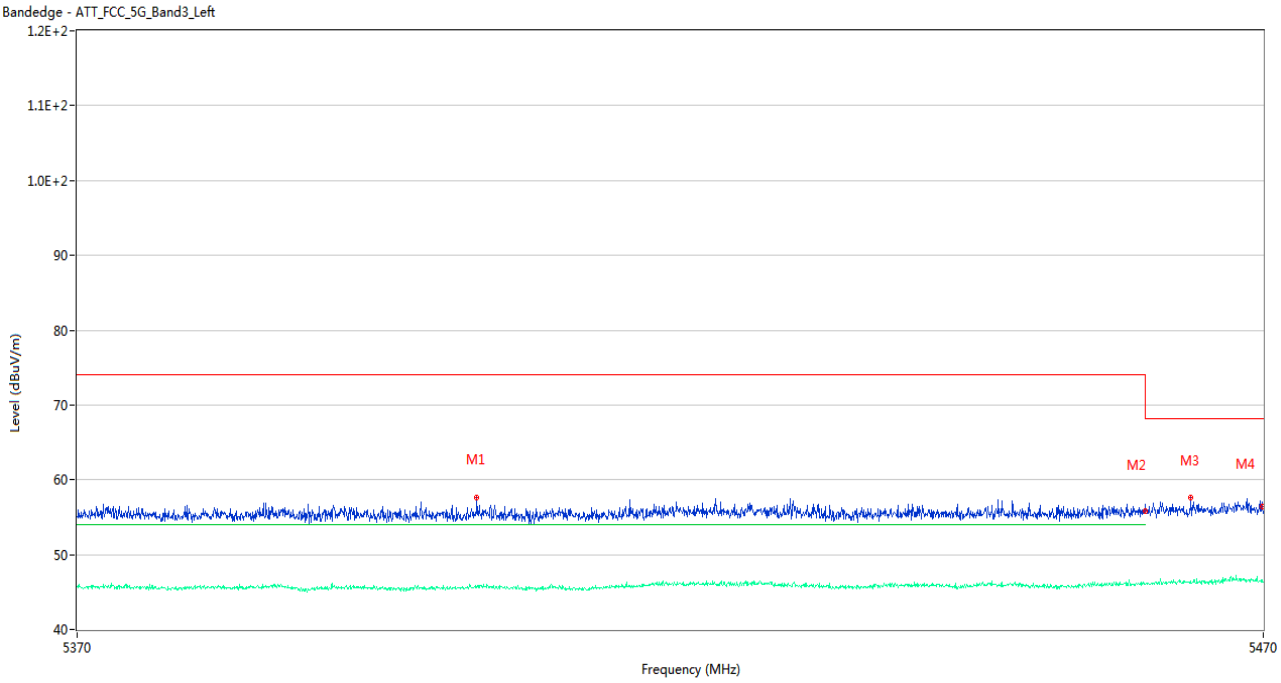

No.	Frequency (MHz)	Results (dBuV/m)	Factor (dB)	Limit (dBuV/m)	Margin (dB)	Detector	Table (Degree)	Height (cm)	Antenna	Verdict
1	5403.500	57.69	2.13	74.0	16.31	Peak	98.00	100	Horizontal	Pass
1**	5403.500	45.61	2.13	54.0	8.39	AV	98.00	100	Horizontal	Pass
2	5460.000	55.79	2.50	74.0	18.21	Peak	208.00	100	Horizontal	Pass
2**	5460.000	45.95	2.50	54.0	8.05	AV	208.00	100	Horizontal	Pass
3	5463.850	57.62	2.79	68.2	10.58	Peak	91.00	100	Horizontal	Pass
3**	5463.850	46.21	2.79	--	--	AV	91.00	100	Horizontal	N/A
4	5469.950	56.43	2.87	68.2	11.77	Peak	237.00	200	Horizontal	Pass
4**	5469.950	46.61	2.87	--	--	AV	237.00	200	Horizontal	N/A

U-NII-2C & U-NII-3 11ac80 138 Channel

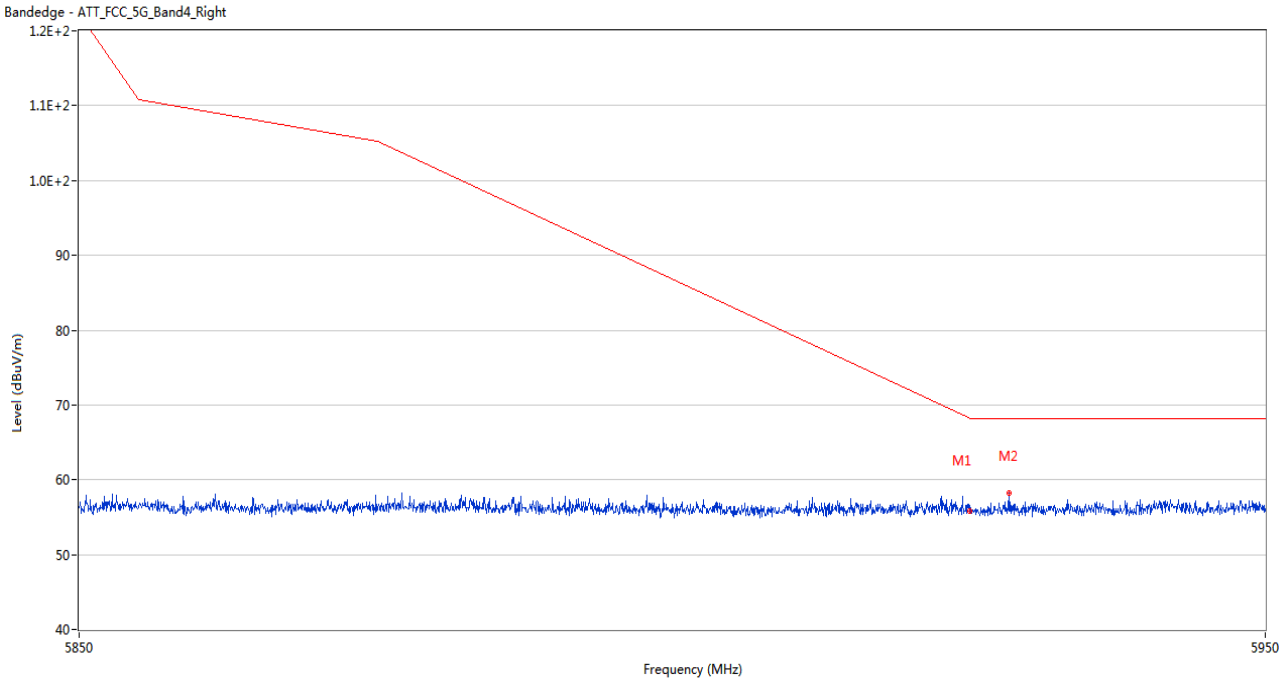

No.	Frequency (MHz)	Results (dBuV/m)	Factor (dB)	Limit (dBuV/m)	Margin (dB)	Detector	Table (Degree)	Height (cm)	Antenna	Verdict
1	5924.950	55.83	2.32	68.2	12.37	Peak	131.00	150	Horizontal	Pass
2	5928.300	58.26	2.61	68.2	9.94	Peak	323.00	200	Horizontal	Pass

U-NII-2C & U-NII-3 11ax20 (SU) 144 Channel

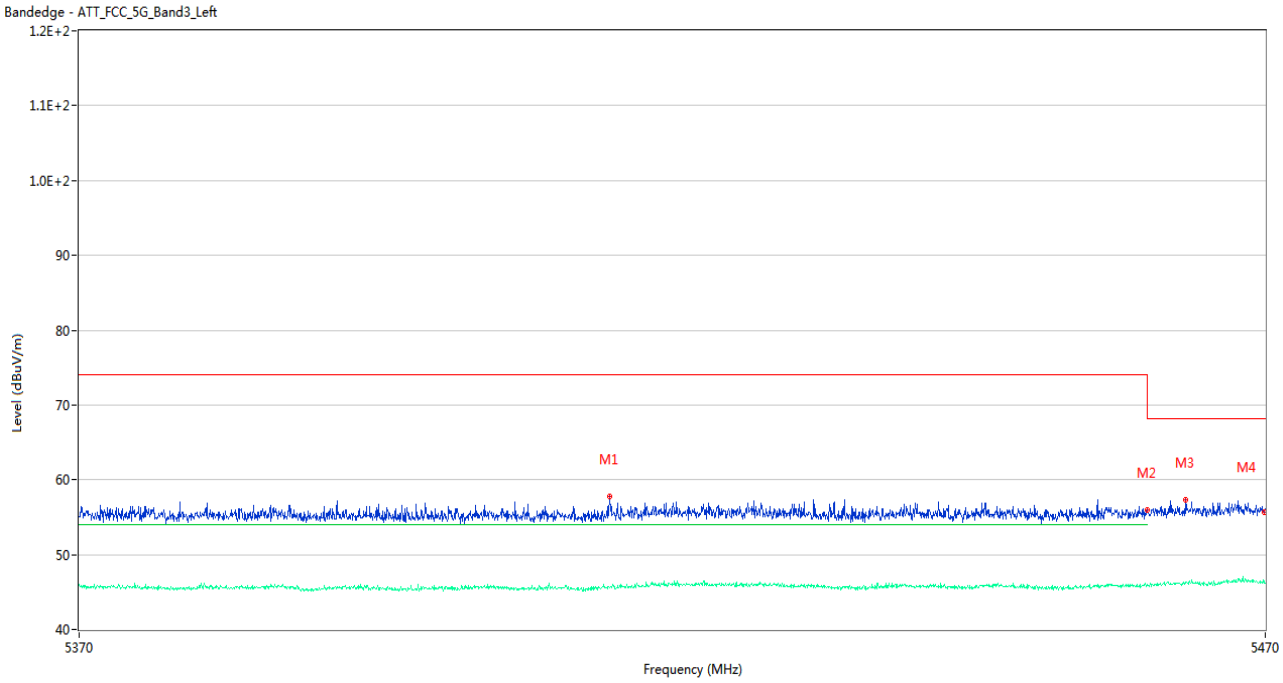

No.	Frequency (MHz)	Results (dBuV/m)	Factor (dB)	Limit (dBuV/m)	Margin (dB)	Detector	Table (Degree)	Height (cm)	Antenna	Verdict
1	5414.500	57.71	2.14	74.0	16.29	Peak	217.00	100	Horizontal	Pass
1**	5414.500	45.55	2.14	54.0	8.45	AV	217.00	100	Horizontal	Pass
2	5460.000	56.01	2.50	74.0	17.99	Peak	38.00	100	Horizontal	Pass
2**	5460.000	46.08	2.50	54.0	7.92	AV	38.00	100	Horizontal	Pass
3	5463.250	57.31	2.80	68.2	10.89	Peak	196.00	100	Horizontal	Pass
3**	5463.250	46.19	2.80	--	--	AV	196.00	100	Horizontal	N/A
4	5469.950	55.74	2.87	68.2	12.46	Peak	118.00	100	Horizontal	Pass
4**	5469.950	46.24	2.87	--	--	AV	118.00	100	Horizontal	N/A

U-NII-2C & U-NII-3 11ax20 (SU) 144 Channel

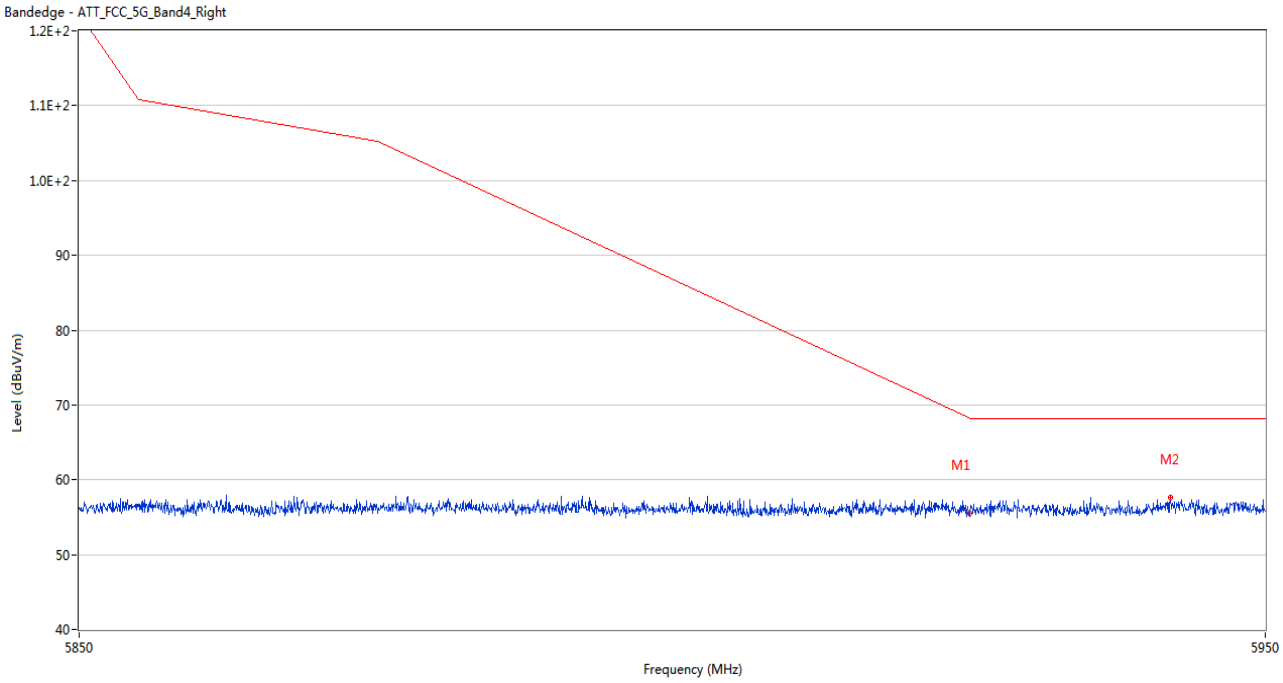

No.	Frequency (MHz)	Results (dBuV/m)	Factor (dB)	Limit (dBuV/m)	Margin (dB)	Detector	Table (Degree)	Height (cm)	Antenna	Verdict
1	5924.950	55.56	2.32	68.2	12.64	Peak	86.00	200	Horizontal	Pass
2	5941.950	57.69	2.83	68.2	10.51	Peak	145.00	150	Horizontal	Pass

U-NII-2C & U-NII-3 11ax40 (SU) 142 Channel

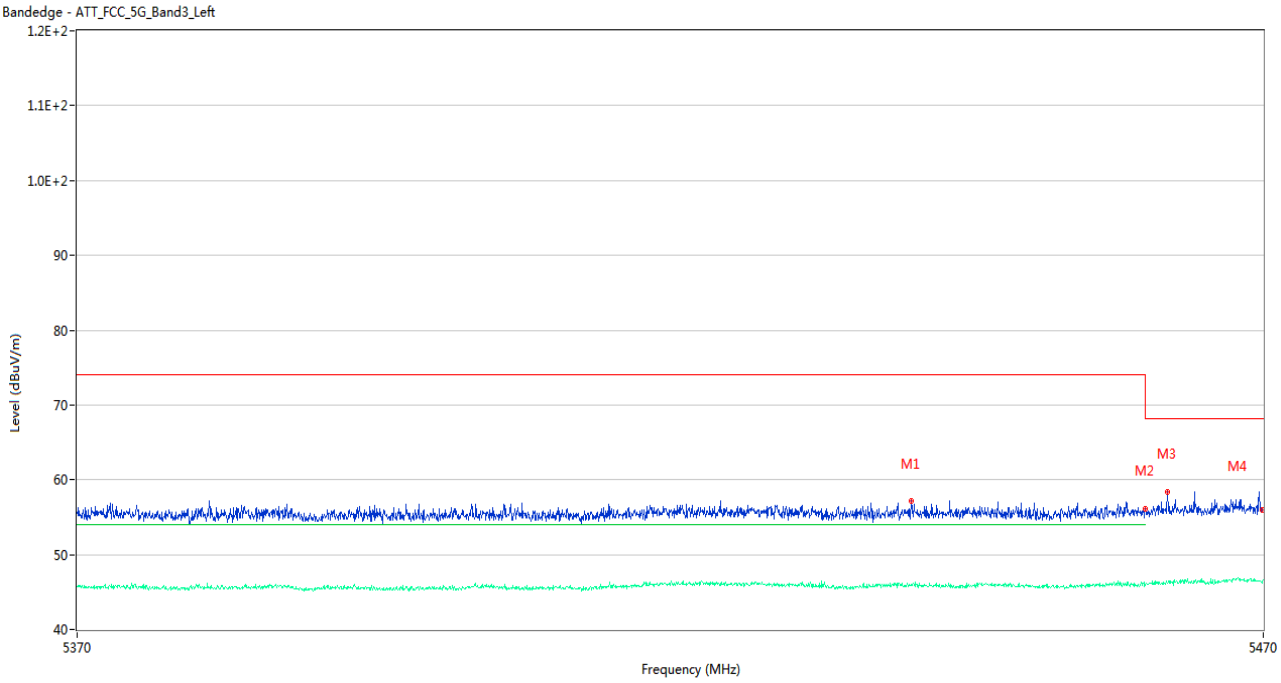

No.	Frequency (MHz)	Results (dBuV/m)	Factor (dB)	Limit (dBuV/m)	Margin (dB)	Detector	Table (Degree)	Height (cm)	Antenna	Verdict
1	5440.100	57.20	2.32	74.0	16.80	Peak	345.00	150	Horizontal	Pass
1**	5440.100	46.01	2.32	54.0	7.99	AV	345.00	150	Horizontal	Pass
2	5460.000	56.17	2.50	74.0	17.83	Peak	250.00	150	Horizontal	Pass
2**	5460.000	46.08	2.50	54.0	7.92	AV	250.00	150	Horizontal	Pass
3	5461.850	58.43	2.71	68.2	9.77	Peak	59.00	200	Horizontal	Pass
3**	5461.850	46.14	2.71	--	--	AV	59.00	200	Horizontal	N/A
4	5469.950	55.91	2.87	68.2	12.29	Peak	87.00	100	Horizontal	Pass
4**	5469.950	46.43	2.87	--	--	AV	87.00	100	Horizontal	N/A

U-NII-2C & U-NII-3 11ax40 (SU) 142 Channel

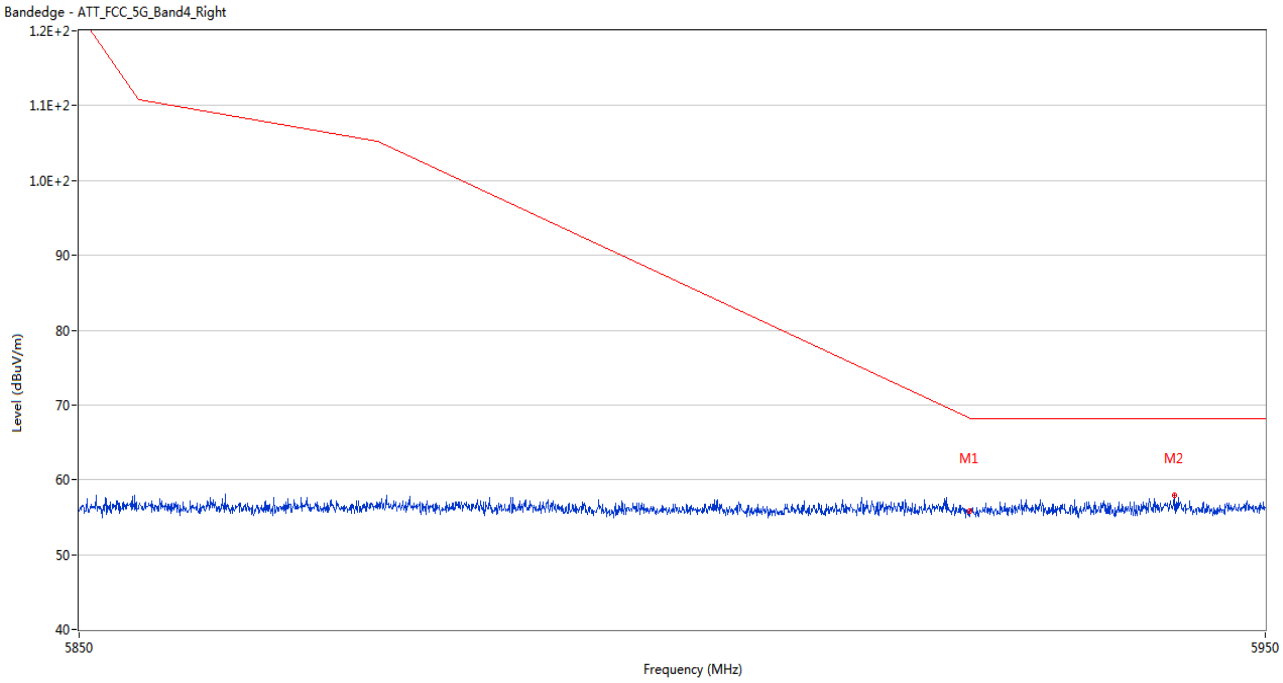

No.	Frequency (MHz)	Results (dBuV/m)	Factor (dB)	Limit (dBuV/m)	Margin (dB)	Detector	Table (Degree)	Height (cm)	Antenna	Verdict
1	5924.950	55.83	2.32	68.2	12.37	Peak	305.00	200	Horizontal	Pass
2	5942.250	57.96	2.76	68.2	10.24	Peak	303.00	200	Horizontal	Pass

U-NII-2C & U-NII-3 11ax80 (SU) 138 Channel

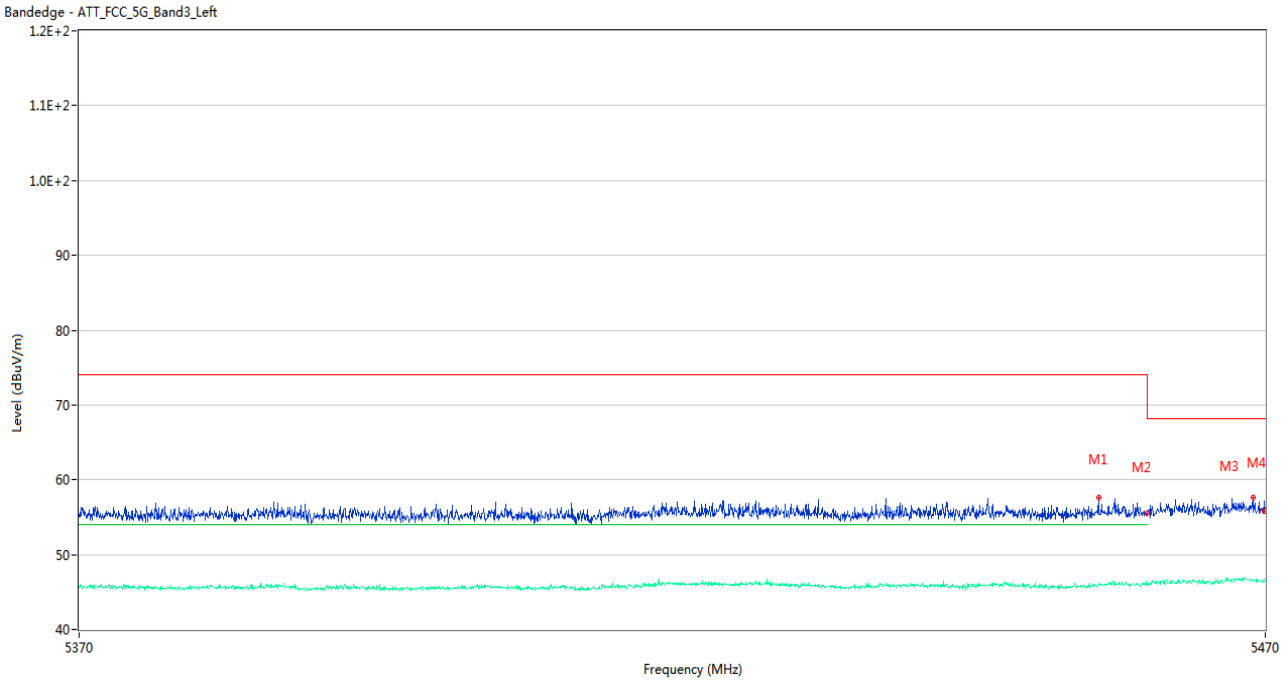

No.	Frequency (MHz)	Results (dBuV/m)	Factor (dB)	Limit (dBuV/m)	Margin (dB)	Detector	Table (Degree)	Height (cm)	Antenna	Verdict
1	5455.850	57.70	2.38	74.0	16.30	Peak	67.00	200	Horizontal	Pass
1**	5455.850	45.95	2.38	54.0	8.05	AV	67.00	200	Horizontal	Pass
2	5460.000	55.58	2.50	74.0	18.42	Peak	23.00	200	Horizontal	Pass
2**	5460.000	46.03	2.50	54.0	7.97	AV	23.00	200	Horizontal	Pass
3	5468.950	57.65	3.00	68.2	10.55	Peak	244.00	100	Horizontal	Pass
3**	5468.950	46.63	3.00	--	--	AV	244.00	100	Horizontal	N/A
4	5469.950	55.80	2.87	68.2	12.40	Peak	90.00	200	Horizontal	Pass
4**	5469.950	46.38	2.87	--	--	AV	90.00	200	Horizontal	N/A

U-NII-2C & U-NII-3 11ax80 (SU) 138 Channel

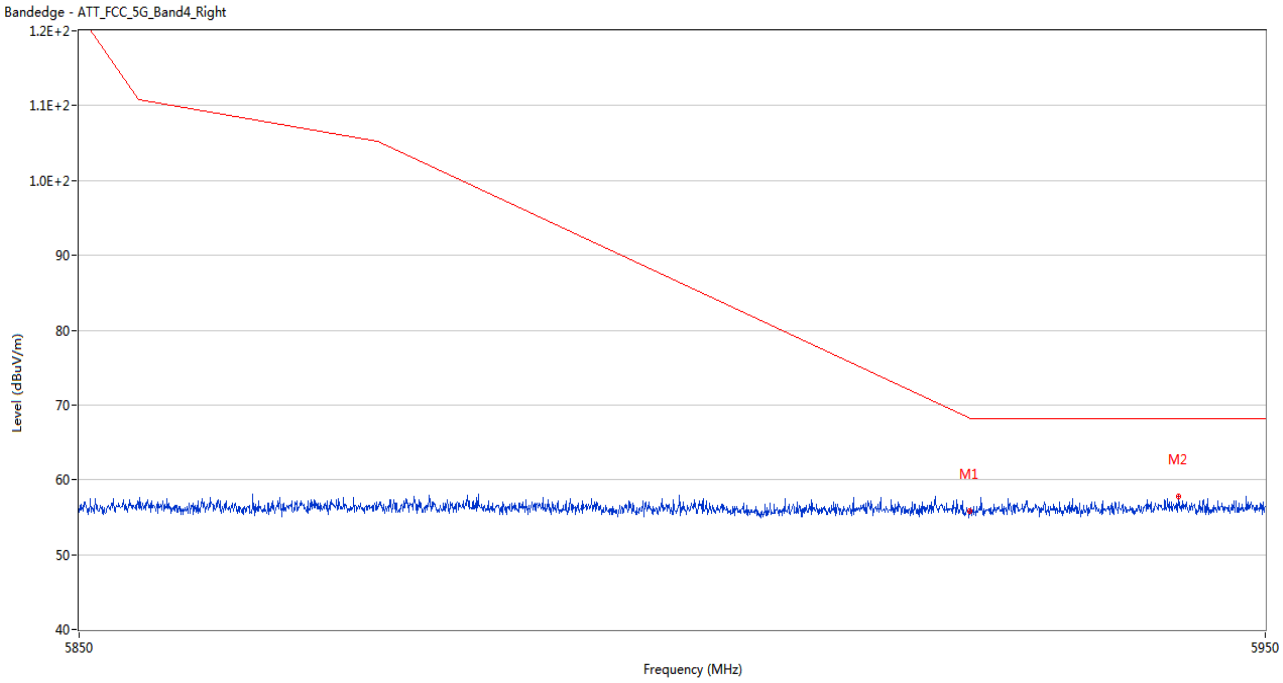

No.	Frequency (MHz)	Results (dBuV/m)	Factor (dB)	Limit (dBuV/m)	Margin (dB)	Detector	Table (Degree)	Height (cm)	Antenna	Verdict
1	5924.950	55.81	2.32	68.2	12.39	Peak	143.00	200	Horizontal	Pass
2	5942.600	57.79	2.69	68.2	10.41	Peak	211.00	200	Horizontal	Pass

ANNEX B TEST SETUP PHOTOS

Please refer the document “BL-SZ2470686-AR.PDF”.

ANNEX C EUT EXTERNAL PHOTOS

Please refer the document “BL-SZ2470686-AW.PDF”.

ANNEX D EUT INTERNAL PHOTOS

Please refer the document “BL-SZ2470686-AI.PDF”.

Statement

1. The laboratory guarantees the scientificity, accuracy and impartiality of the test, and is responsible for all the information in the report, except the information provided by the customer. The customer is responsible for the impact of the information provided on the validity of the results.
2. The report without China inspection body and laboratory Mandatory Approval (CMA) mark has no effect of proving to the society.
3. For the report with CNAS mark or A2LA mark, the items marked with "☆" are not within the accredited scope.
4. This report is invalid if it is altered, without the signature of the testing and approval personnel, or without the “inspection and testing dedicated stamp” or test report stamp.
5. The test data and results are only valid for the tested samples provided by the customer.
6. This report shall not be partially reproduced without the written permission of the laboratory.
7. Any objection shall be raised to the laboratory within 30 days after receiving the report.

--END OF REPORT--