11N20SISO_Ant6_2462

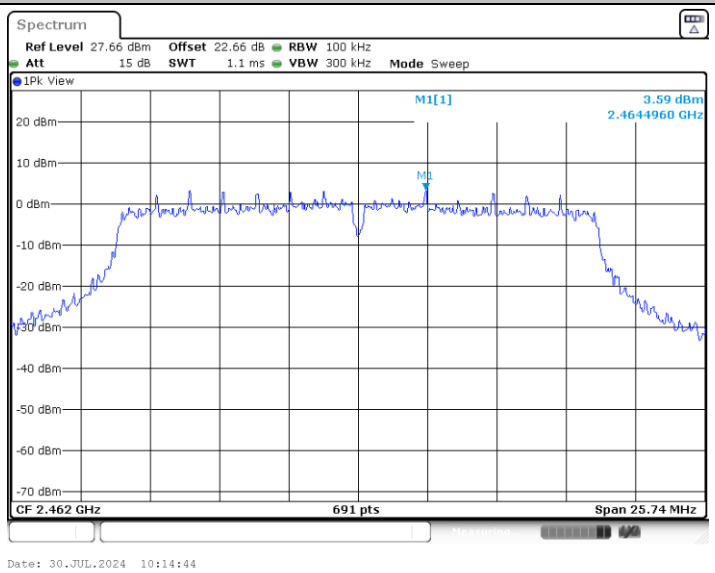

11AX20SISO_Ant6_2412

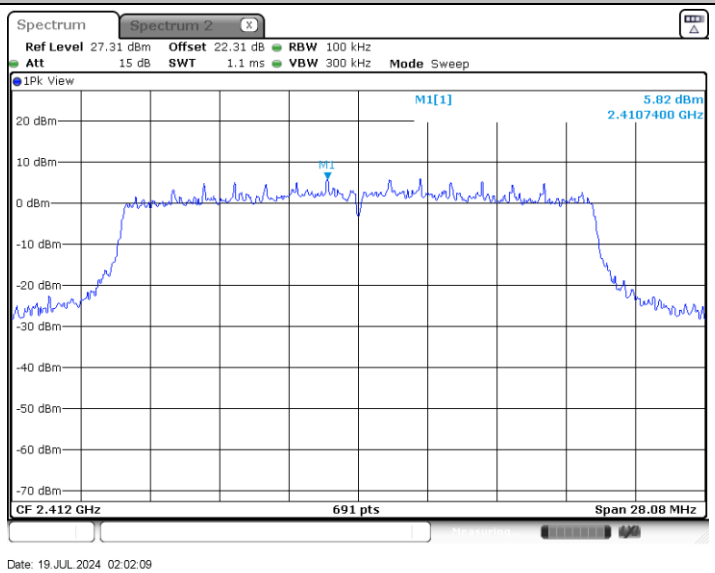

11AX20SISO_Ant6_2437

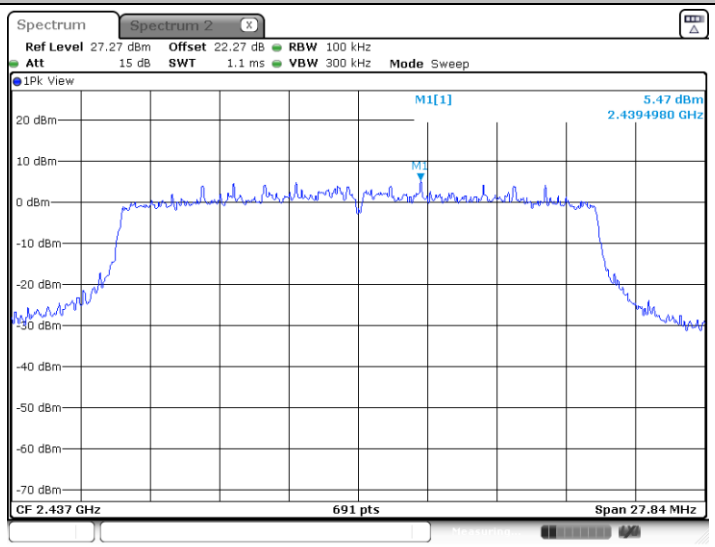

Date: 19.JUL.2024 02:04:26

11AX20SISO_Ant6_2462

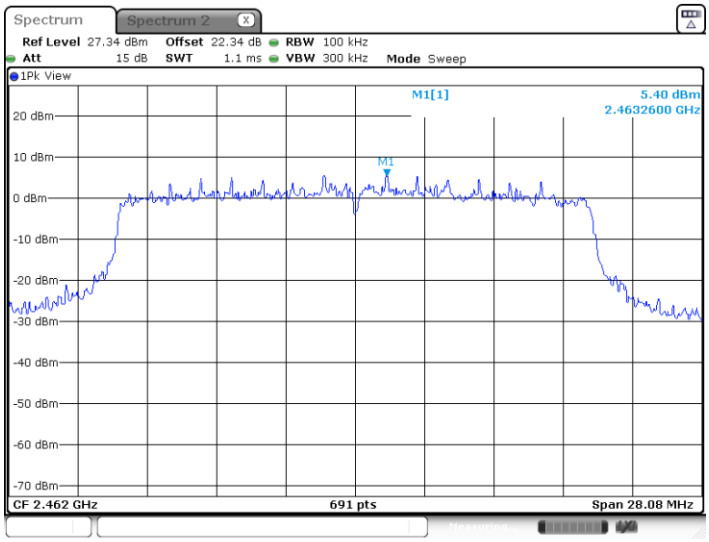

Date: 19.JUL.2024 02:05:40

Band edge measurements

Test Result

TestMode	Antenna	ChName	Freq(MHz)	RefLevel[dBm /100KHz]	Result[dBm /100KHz]	Limit[dBm /100KHz]	Verdict
11B	Ant6	Low	2412	10.24	-34.74	≤-9.76	PASS
			2417	6.81	-46.87	≤-13.19	PASS
		High	2447	7.03	-47.65	≤-12.97	PASS
			2452	9.68	-47.72	≤-10.32	PASS
			2457	6.14	-47.86	≤-13.86	PASS
			2462	9.80	-48.21	≤-10.2	PASS
11G	Ant6	Low	2412	6.98	-21.92	≤-13.02	PASS
		High	2462	6.50	-38.63	≤-13.5	PASS
11N20SISO	Ant6	Low	2412	4.88	-25.29	≤-15.12	PASS
		High	2462	3.59	-42.79	≤-16.41	PASS
11AX20SISO	Ant6	Low	2412	5.82	-22.09	≤-14.18	PASS
		High	2462	5.40	-38.27	≤-14.6	PASS

Test Graphs

11B_Ant6_Low_2412

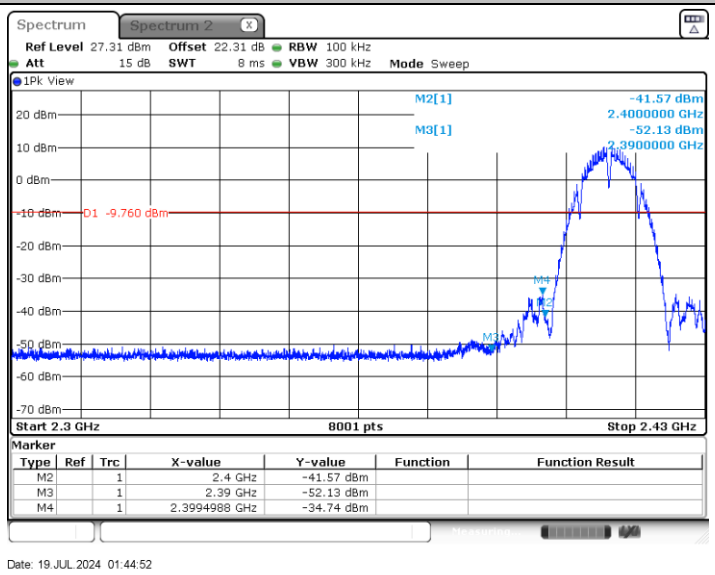

11B_Ant6_Low_2417

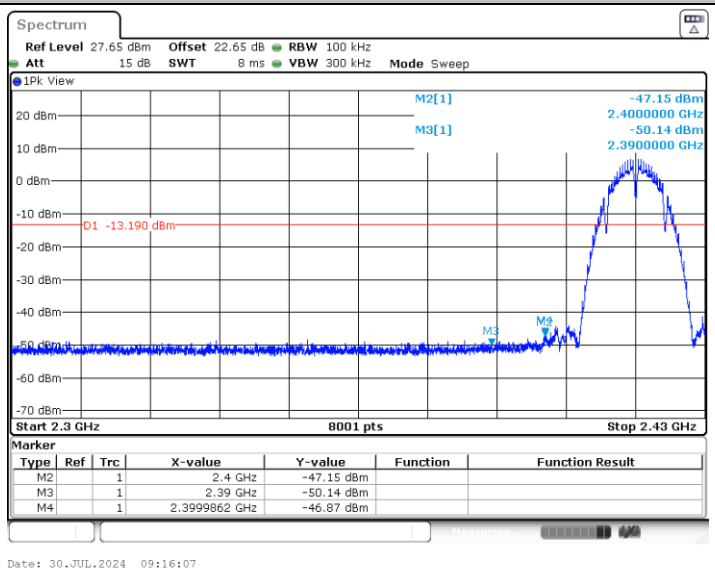

11B_Ant6_High_2447

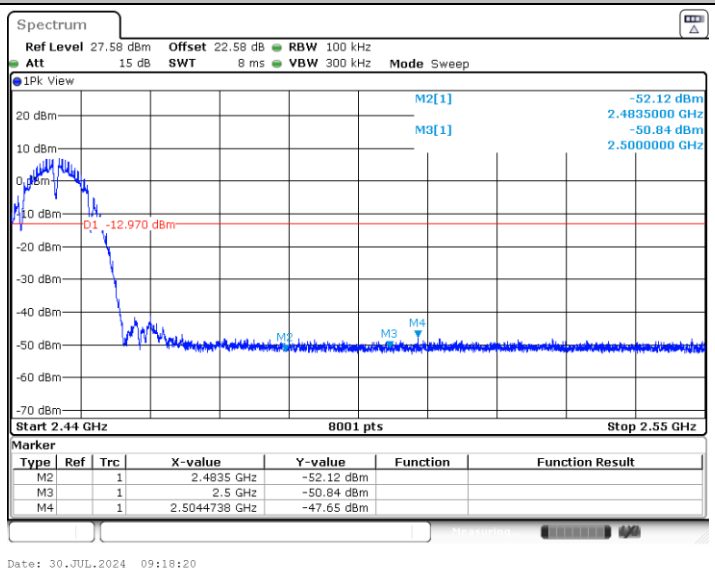

11B_Ant6_High_2452

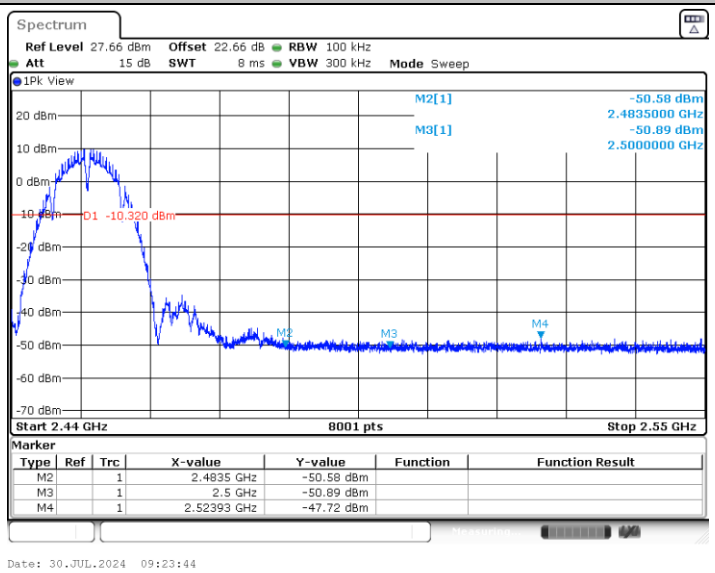

11B_Ant6_High_2457

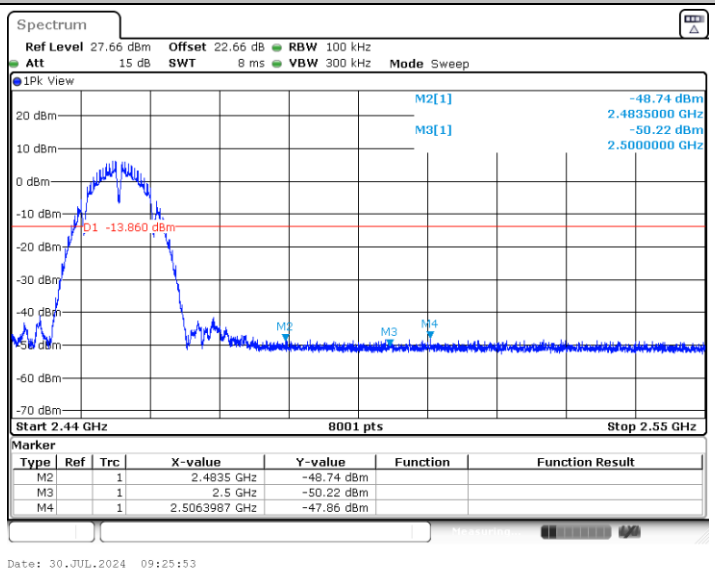

11B_Ant6_High_2462

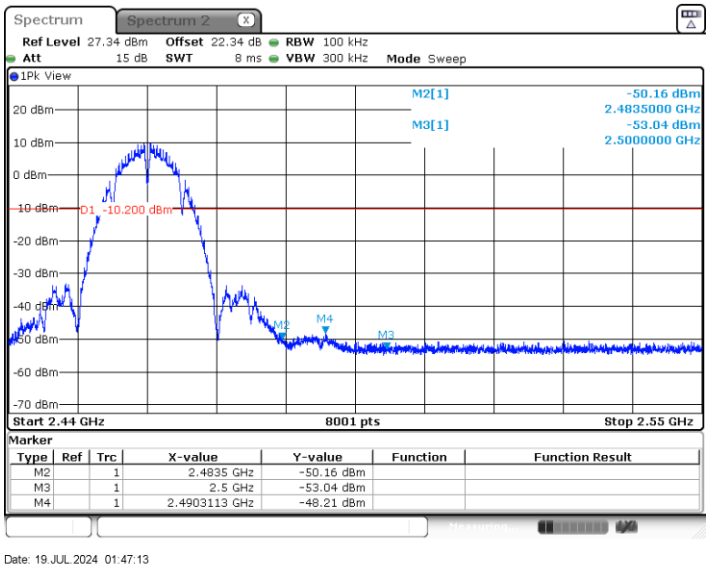

11G_Ant6_Low_2412

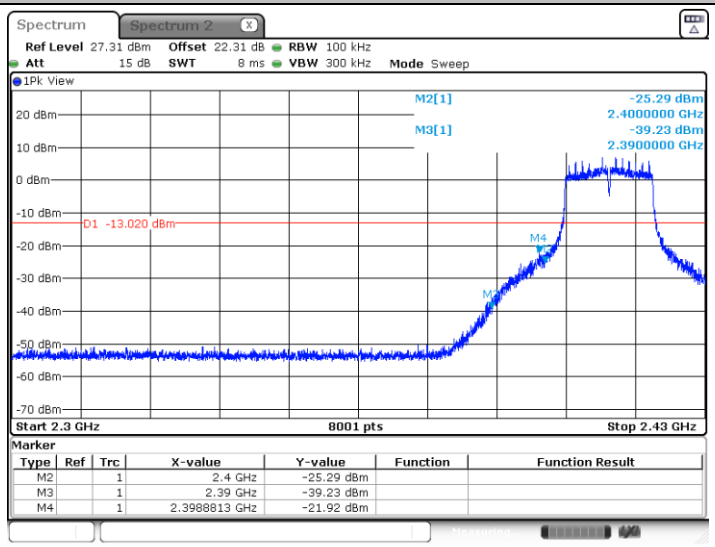

Date: 19.JUL.2024 01:52:25

11G_Ant6_High_2462

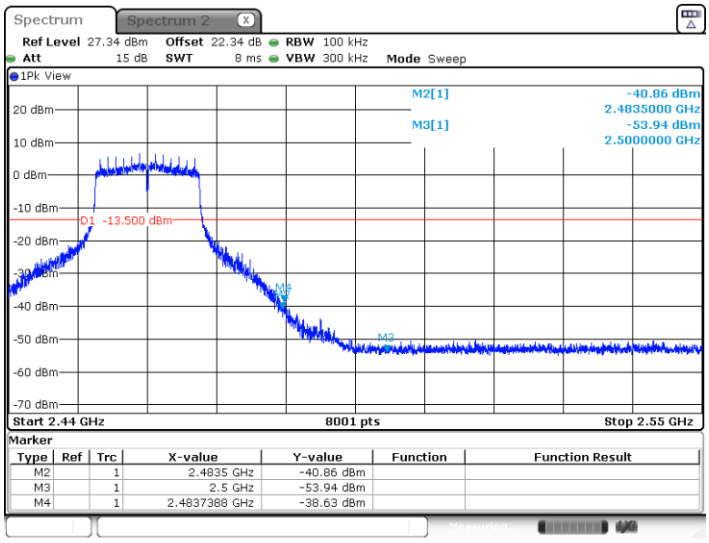

Date: 19.JUL.2024 01:55:58

11N20SISO_Ant6_Low_2412

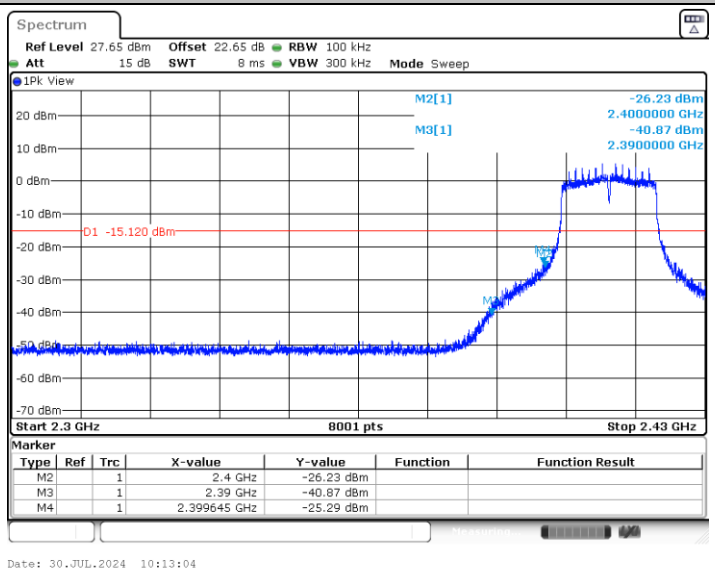

11N20SISO_Ant6_High_2462

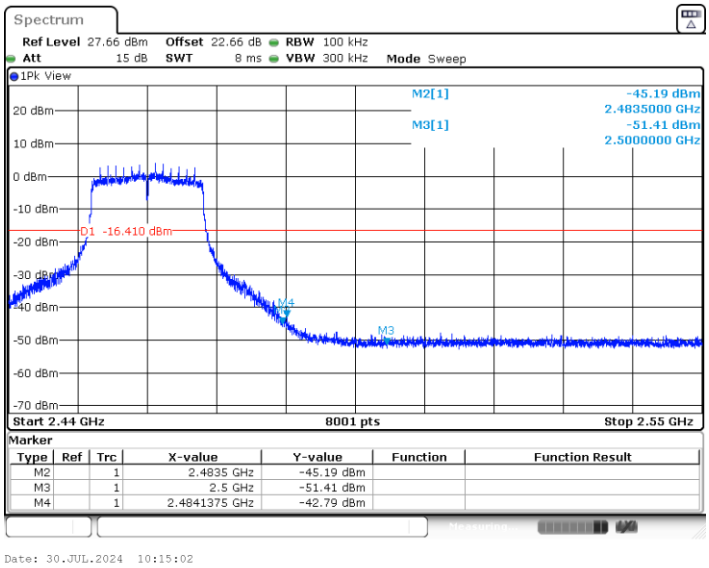

11AX20SISO_Ant6_Low_2412

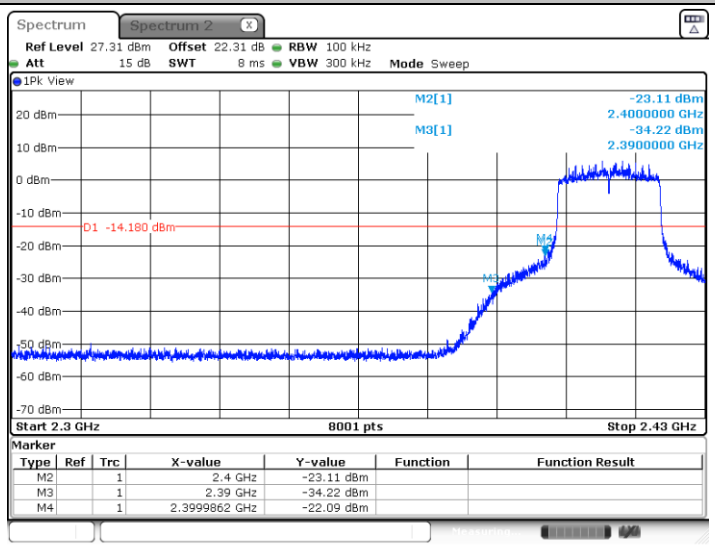

Date: 19.JUL.2024 02:02:21

11AX20SISO_Ant6_High_2462

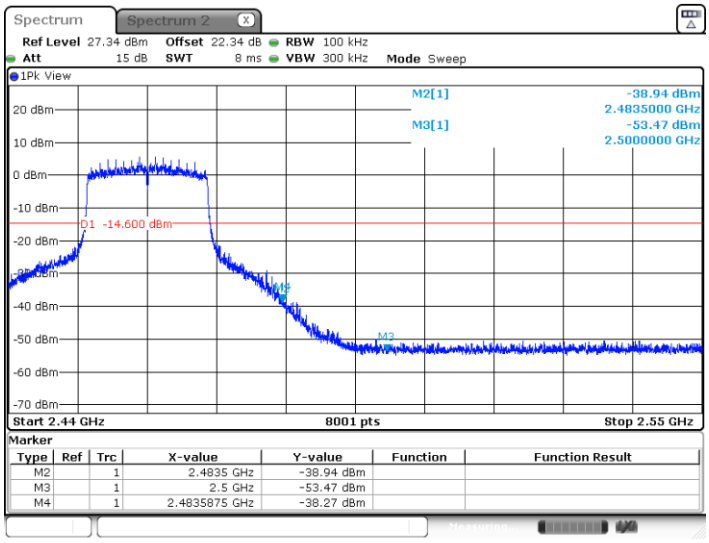

Date: 19.JUL.2024 02:05:52

Conducted Spurious Emission

Test Result

TestMode	Antenna	Freq(MHz)	FreqRange [Mhz]	RefLevel [dBm/100KHz]	Result [dBm/100KHz]	Limit [dBm/100KHz]	Verdict
11B	Ant6	2412	30~1000	10.24	-50.7	≤-9.76	PASS
			1000~26500	10.24	-41.12	≤-9.76	PASS
		2417	30~1000	6.81	-49.36	≤-13.19	PASS
			1000~26500	6.81	-43.36	≤-13.19	PASS
		2437	30~1000	9.88	-53.82	≤-10.12	PASS
			1000~26500	9.88	-43.78	≤-10.12	PASS
		2447	30~1000	7.03	-49.16	≤-12.97	PASS
			1000~26500	7.03	-43.7	≤-12.97	PASS
		2452	30~1000	9.68	-49.41	≤-10.32	PASS
			1000~26500	9.68	-42.66	≤-10.32	PASS
		2457	30~1000	6.14	-49.22	≤-13.86	PASS
			1000~26500	6.14	-43.59	≤-13.86	PASS
		2462	30~1000	9.80	-53.69	≤-10.2	PASS
			1000~26500	9.80	-41.41	≤-10.2	PASS
11G	Ant6	2412	30~1000	6.98	-52.46	≤-13.02	PASS
			1000~26500	6.98	-50.19	≤-13.02	PASS
		2437	30~1000	6.96	-54.04	≤-13.04	PASS
			1000~26500	6.96	-50.68	≤-13.04	PASS
		2462	30~1000	6.50	-49.79	≤-13.5	PASS
			1000~26500	6.50	-50.3	≤-13.5	PASS
11N20SISO	Ant6	2412	30~1000	4.88	-49.48	≤-15.12	PASS
			1000~26500	4.88	-43.56	≤-15.12	PASS
		2437	30~1000	6.94	-50.73	≤-13.06	PASS
			1000~26500	6.94	-49.83	≤-13.06	PASS
		2462	30~1000	3.59	-49.02	≤-16.41	PASS
			1000~26500	3.59	-43.66	≤-16.41	PASS
11AX20SISO	Ant6	2412	30~1000	5.82	-50.91	≤-14.18	PASS
			1000~26500	5.82	-50.64	≤-14.18	PASS
		2437	30~1000	5.47	-53.53	≤-14.53	PASS
			1000~26500	5.47	-50.16	≤-14.53	PASS
		2462	30~1000	5.40	-53.54	≤-14.6	PASS
			1000~26500	5.40	-50.89	≤-14.6	PASS

Test Graphs

11B_Ant6_2412_30~1000

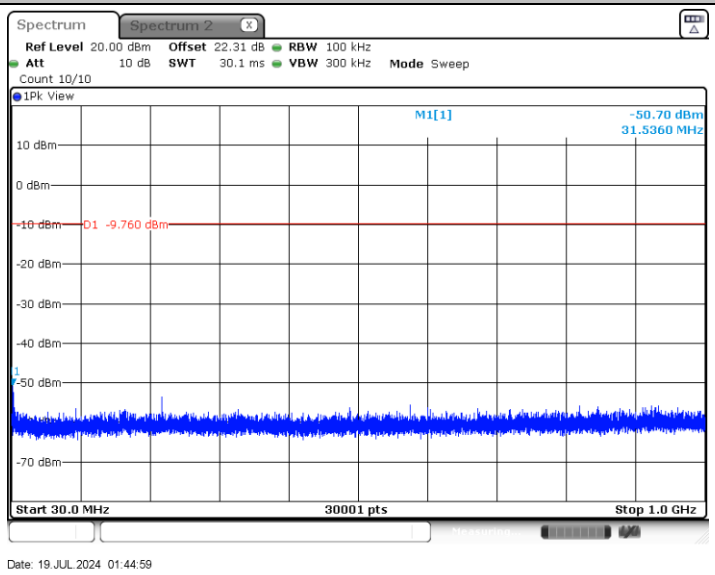

Date: 19.JUL.2024 01:44:59

11B_Ant6_2412_1000~26500

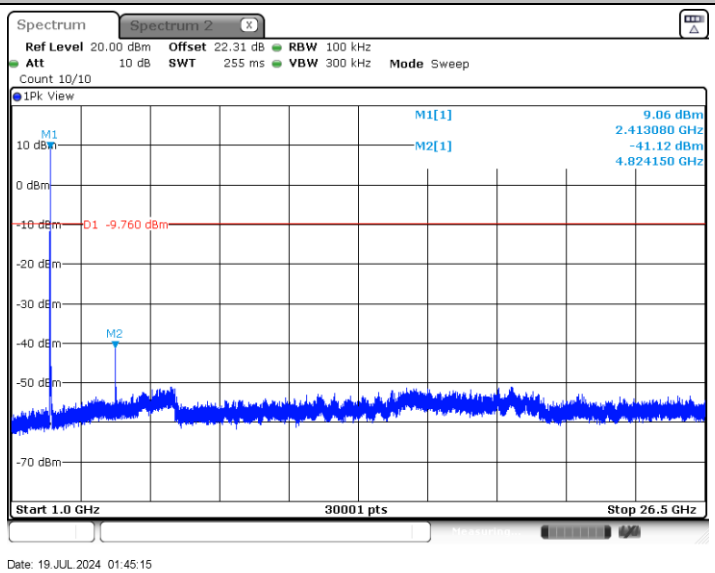

Date: 19.JUL.2024 01:45:15

11B_Ant6_2417_30~1000

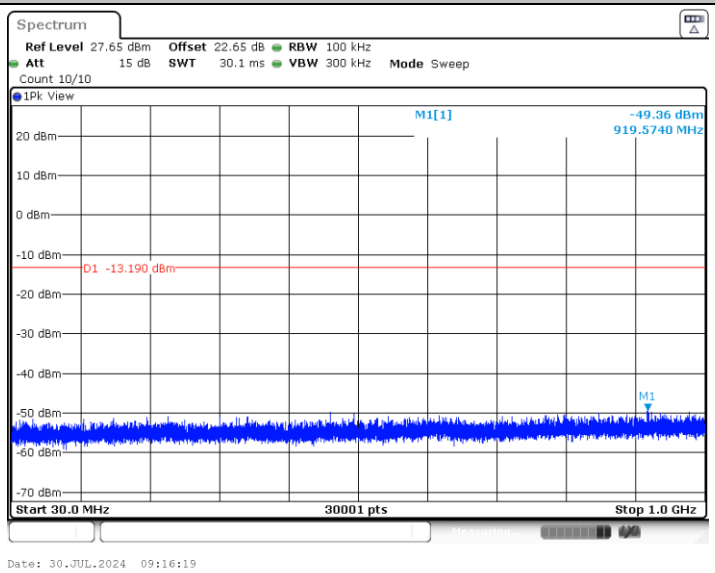

11B_Ant6_2417_1000~26500

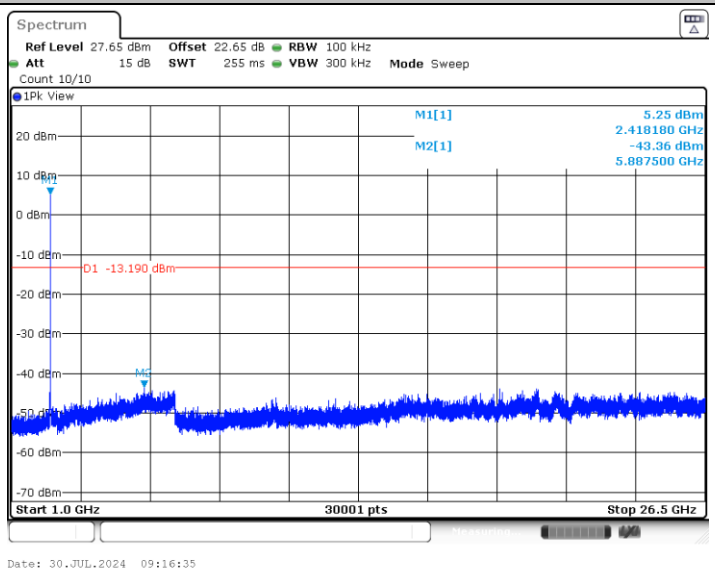

11B_Ant6_2437_30~1000

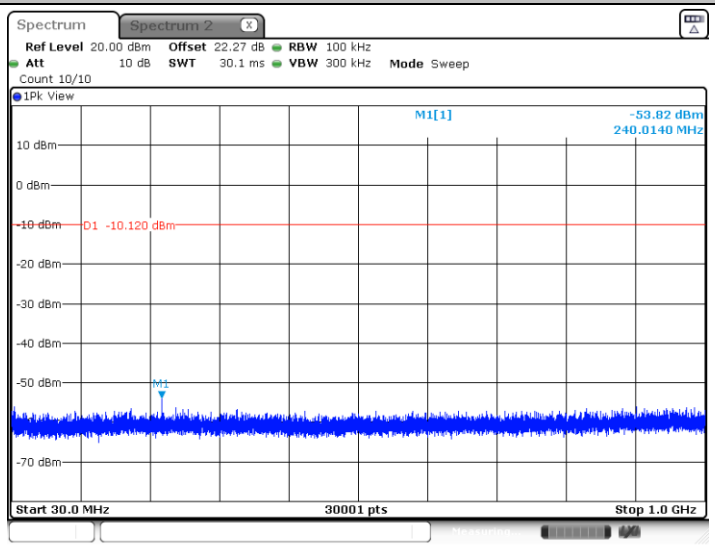

Date: 19.JUL.2024 01:46:02

11B_Ant6_2437_1000~26500

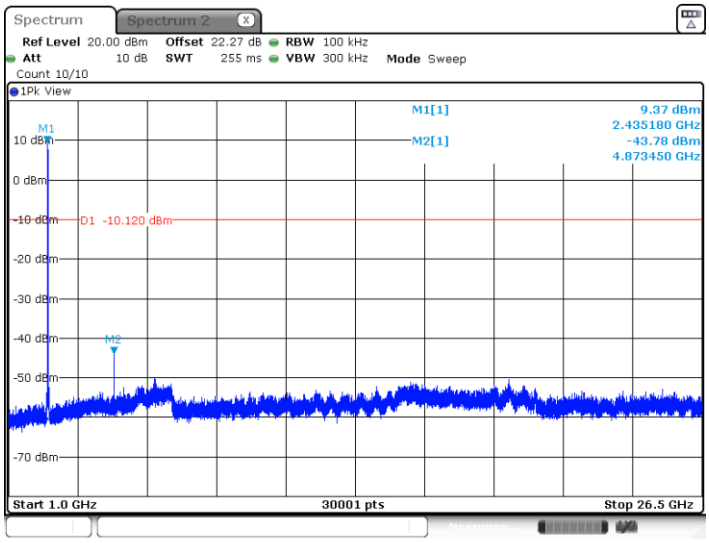

Date: 19.JUL.2024 01:46:18

11B_Ant6_2447_30~1000

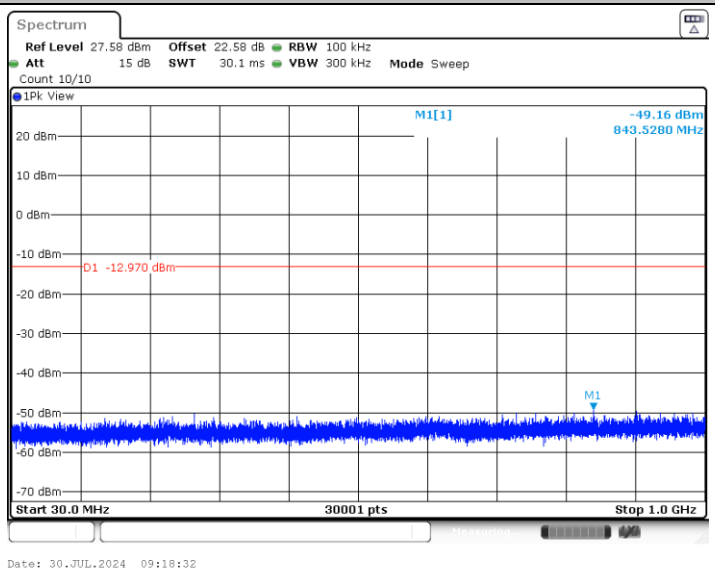

11B_Ant6_2447_1000~26500

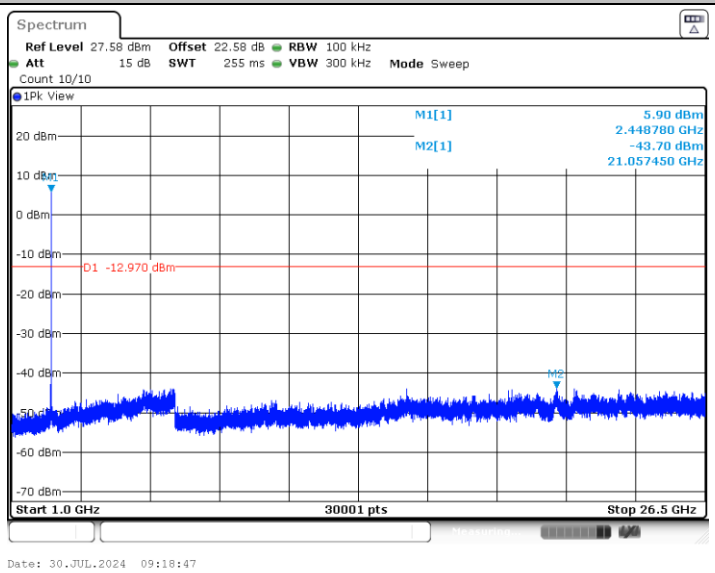

11B_Ant6_2452_30~1000

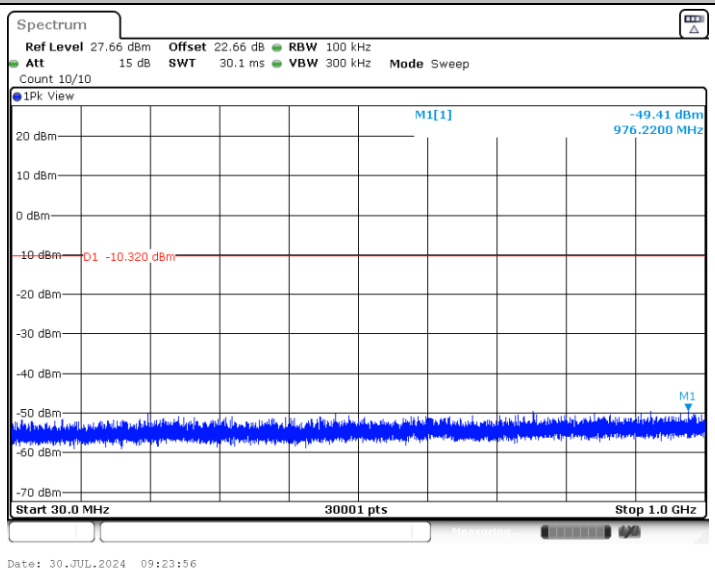

11B_Ant6_2452_1000~26500

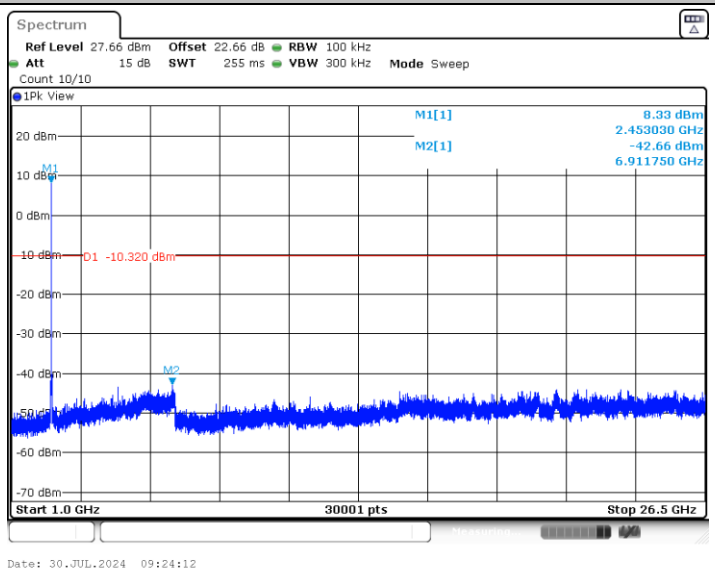

11B_Ant6_2457_30~1000

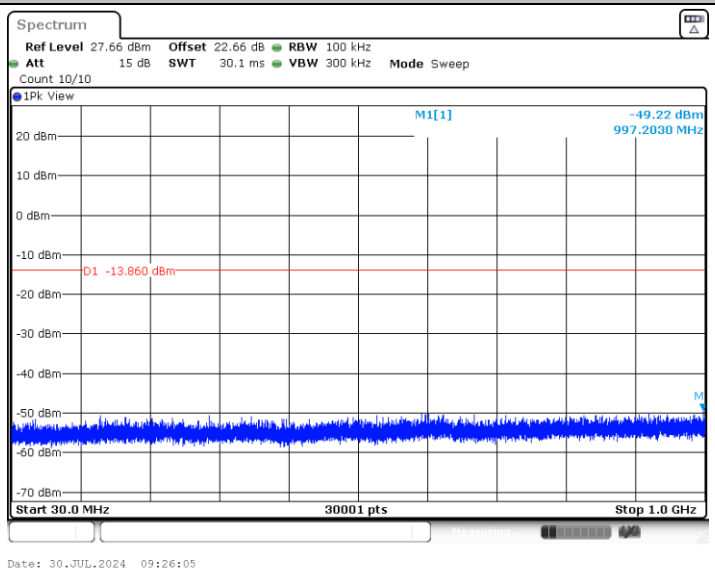

11B_Ant6_2457_1000~26500

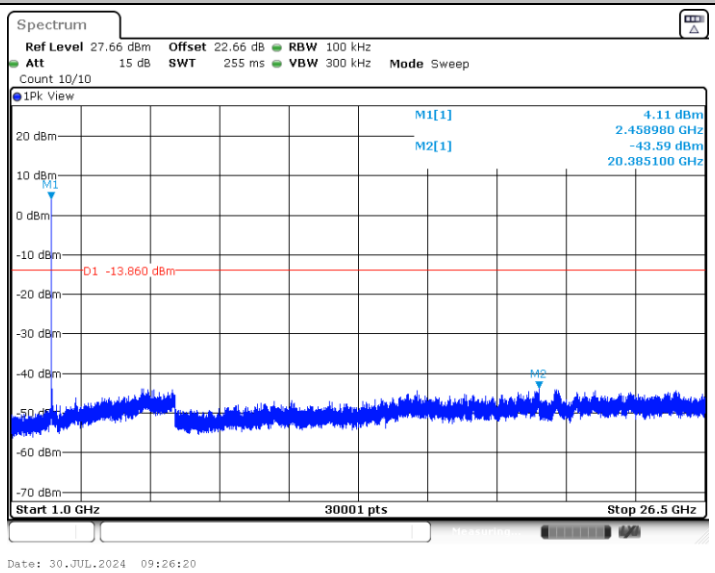

11B_Ant6_2462_30~1000

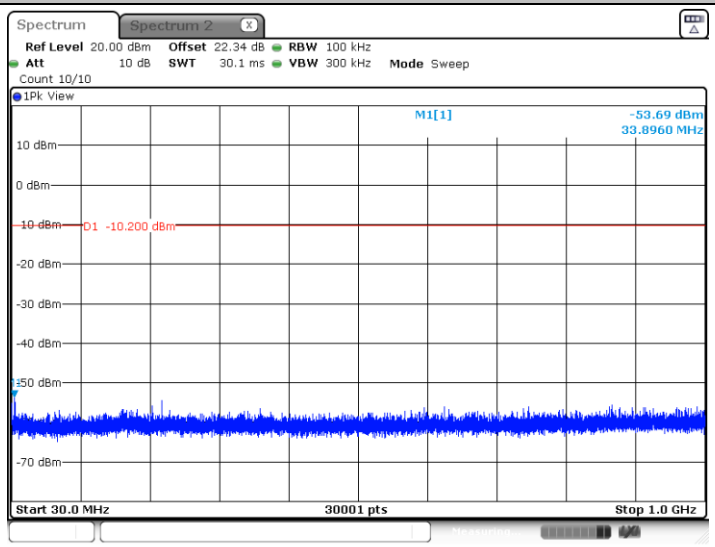

Date: 19.JUL.2024 01:47:20

11B_Ant6_2462_1000~26500

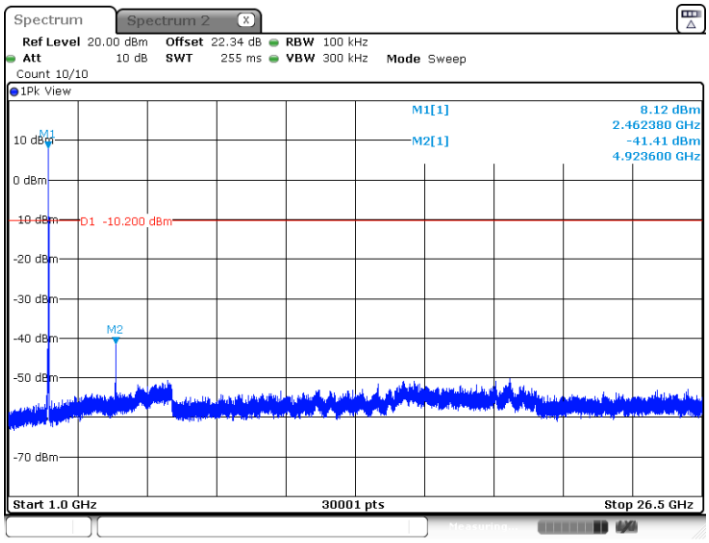

Date: 19.JUL.2024 01:47:35

11G_Ant6_2412_30~1000

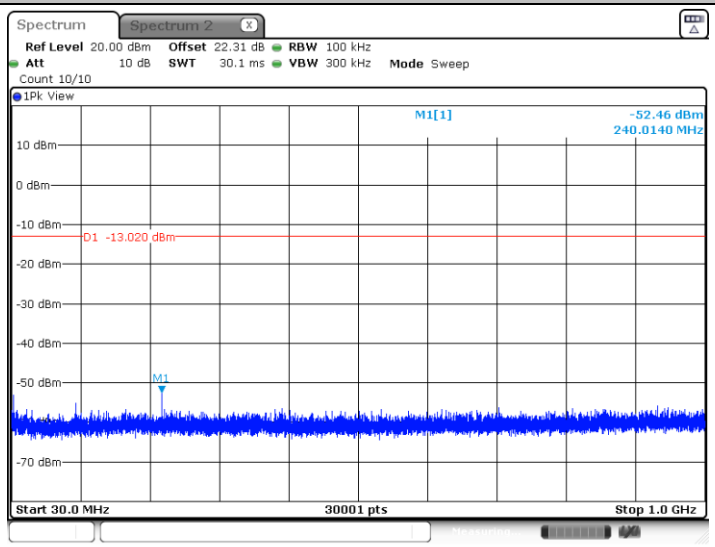

Date: 19.JUL.2024 01:52:32

11G_Ant6_2412_1000~26500

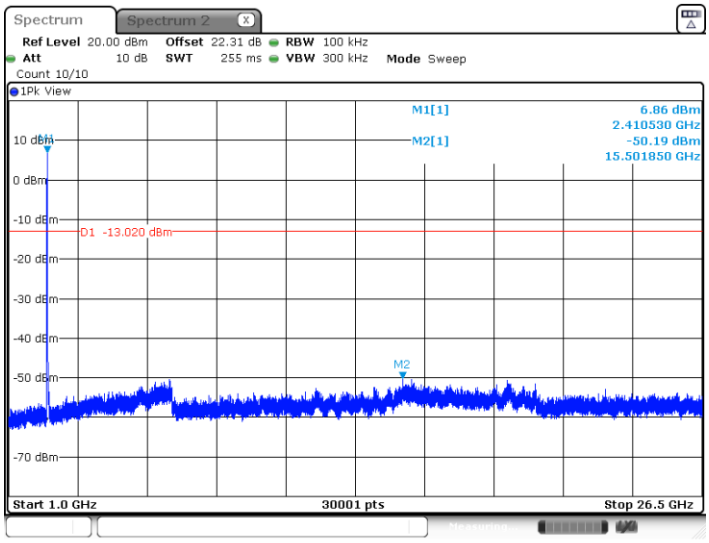

Date: 19.JUL.2024 01:52:48

11G_Ant6_2437_30~1000

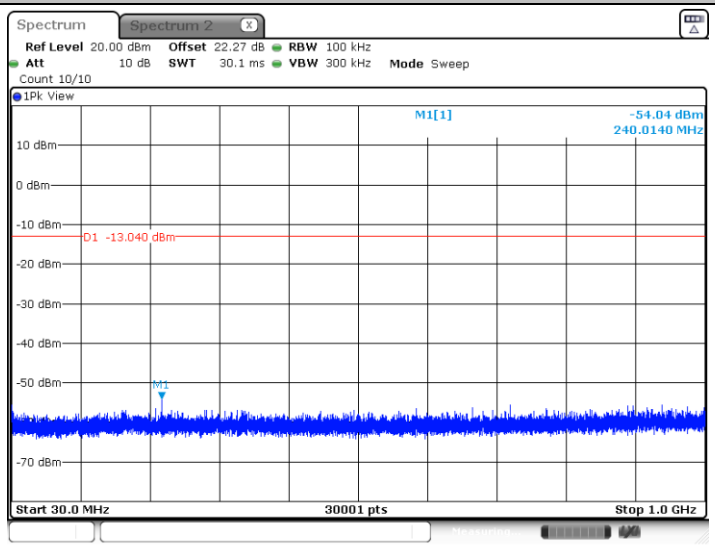

Date: 19.JUL.2024 01:54:45

11G_Ant6_2437_1000~26500

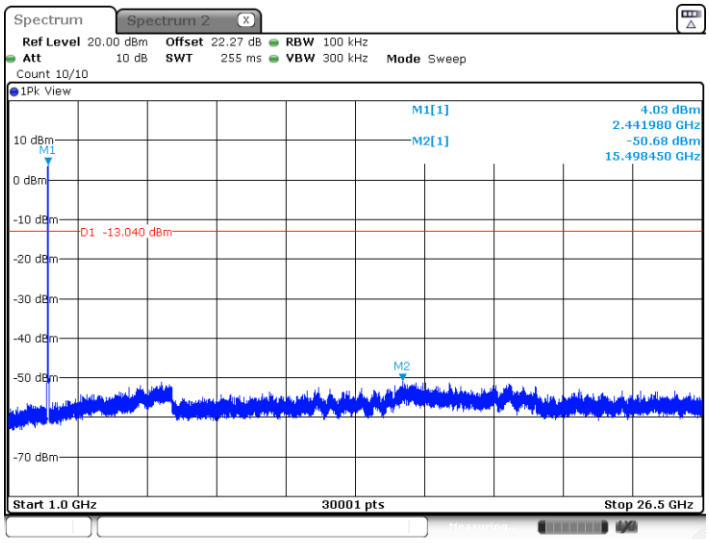

Date: 19.JUL.2024 01:55:00

11G_Ant6_2462_30~1000

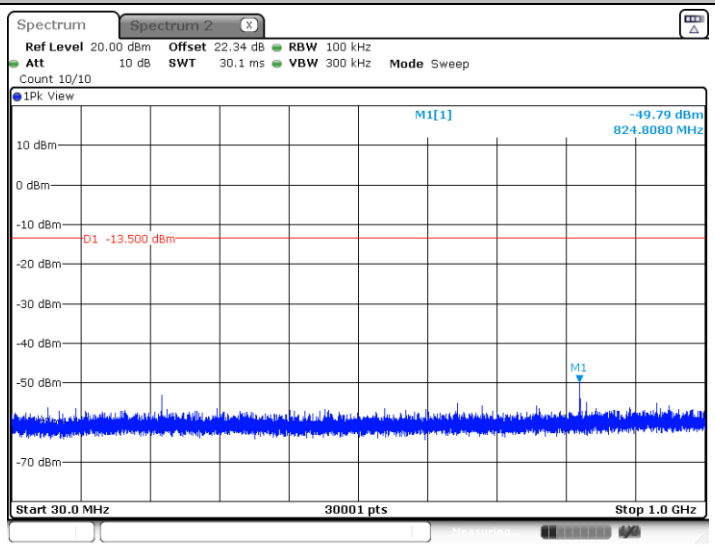

Date: 19.JUL.2024 01:56:06

11G_Ant6_2462_1000~26500

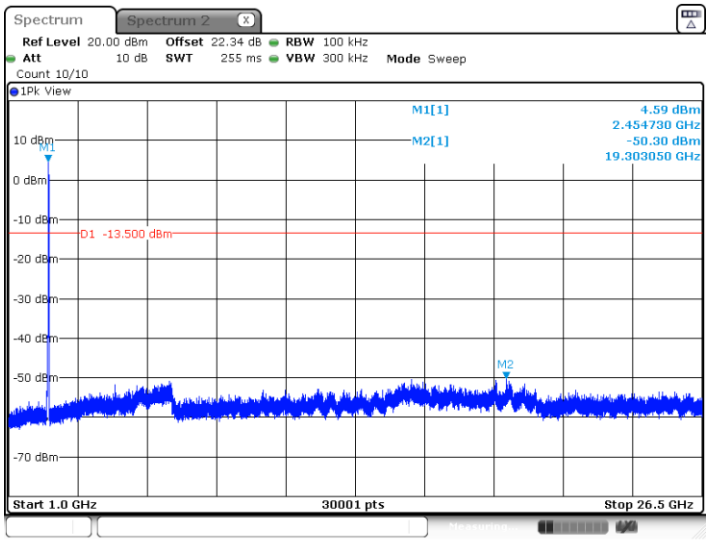

Date: 19.JUL.2024 01:56:22

11N20SISO_Ant6_2412_30~1000

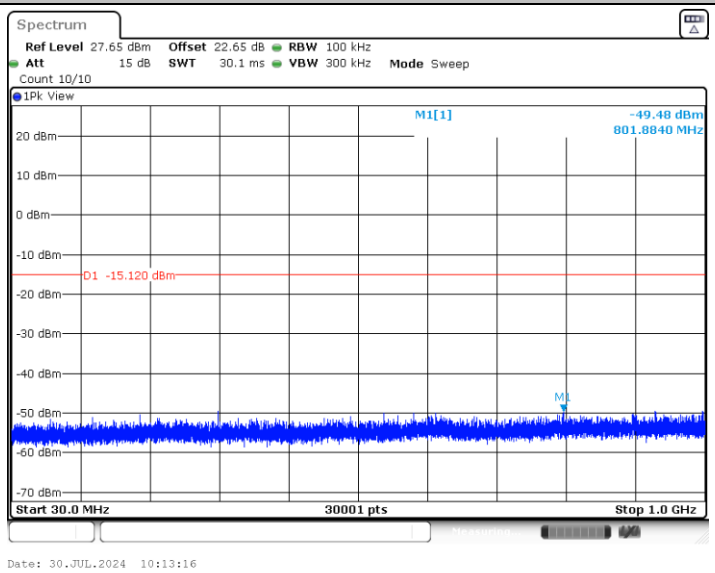

11N20SISO_Ant6_2412_1000~26500

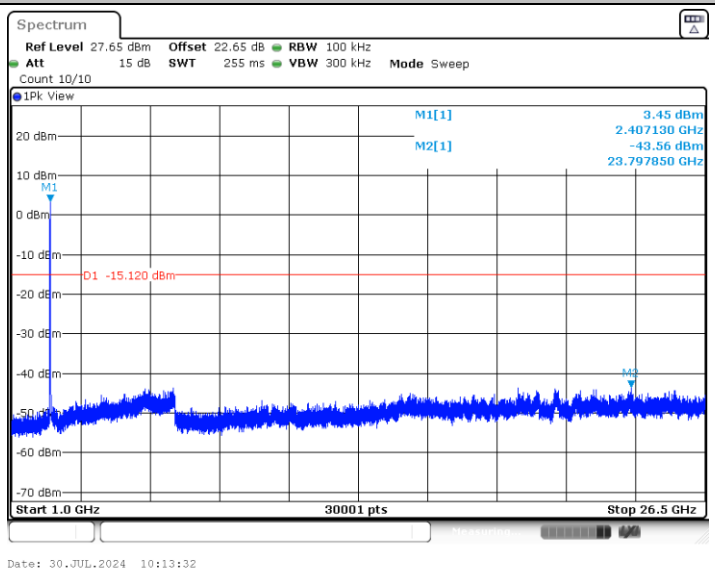

11N20SISO_Ant6_2437_30~1000

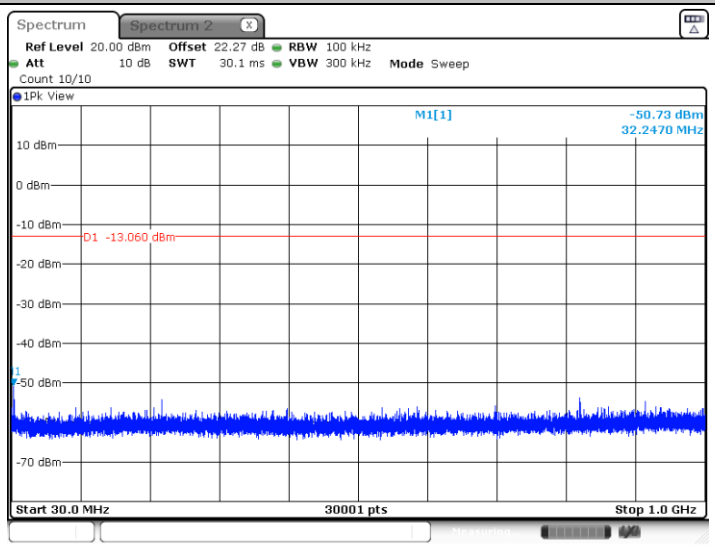

Date: 19.JUL.2024 01:58:30

11N20SISO_Ant6_2437_1000~26500

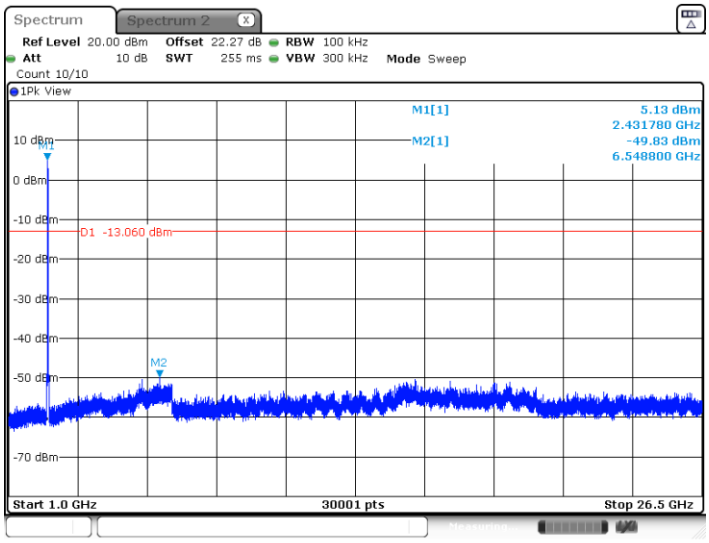

Date: 19.JUL.2024 01:58:46

11N20SISO_Ant6_2462_30~1000

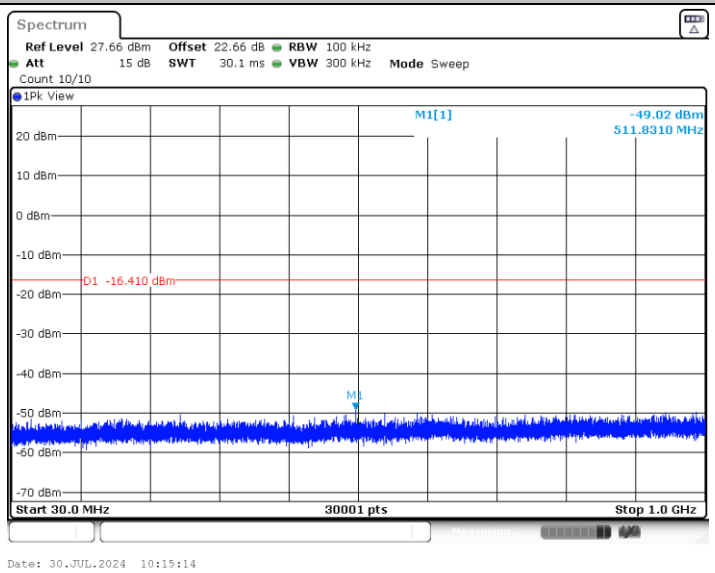

11N20SISO_Ant6_2462_1000~26500

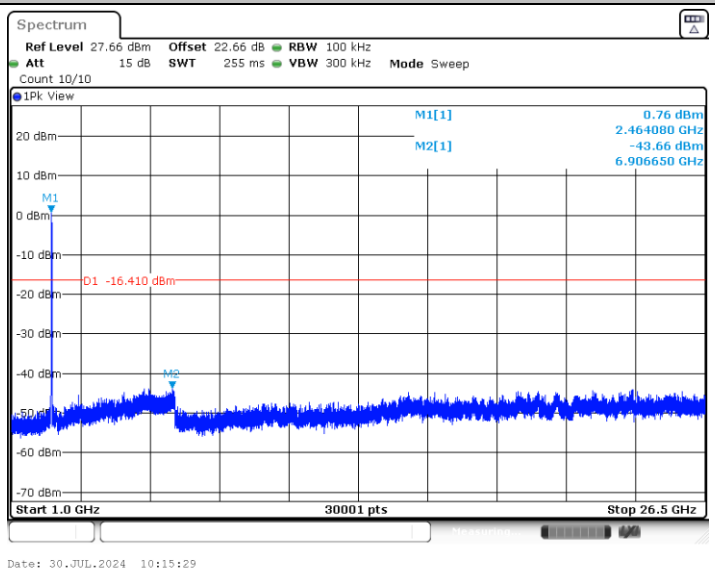

11AX20SISO_Ant6_2412_30~1000

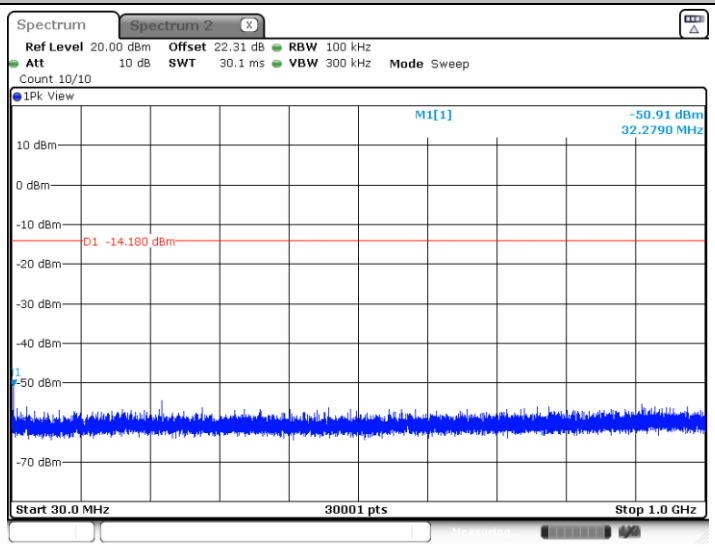

Date: 19.JUL.2024 02:02:28

11AX20SISO_Ant6_2412_1000~26500

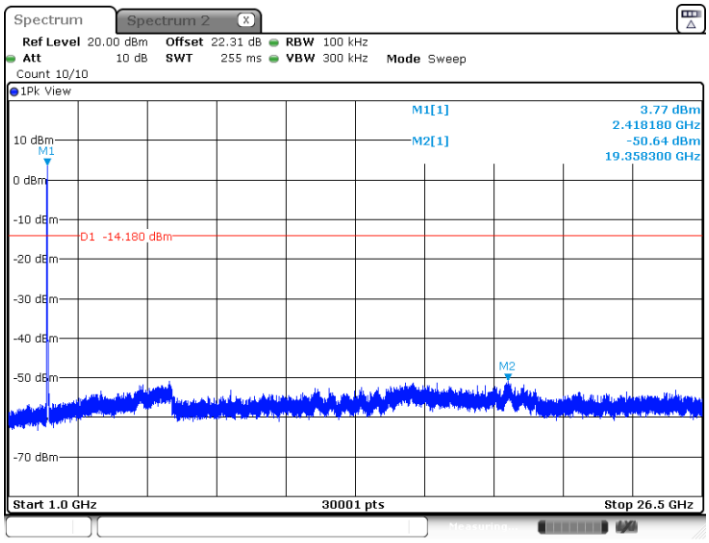

Date: 19.JUL.2024 02:02:43

11AX20SISO_Ant6_2437_30~1000

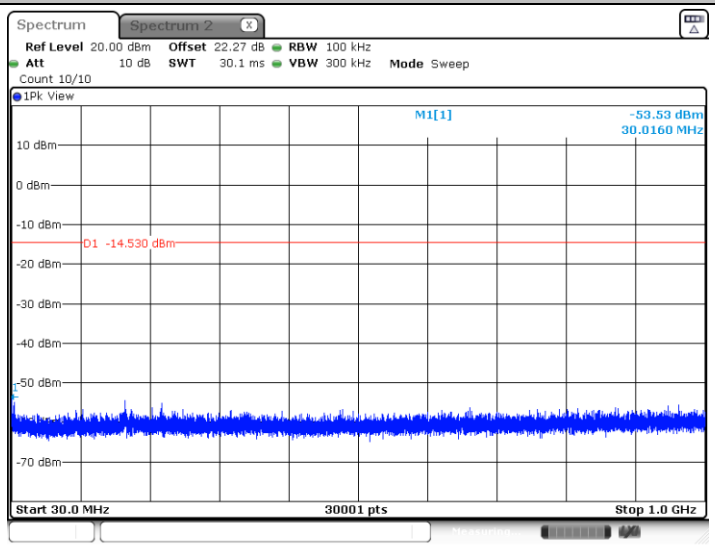

Date: 19.JUL.2024 02:04:32

11AX20SISO_Ant6_2437_1000~26500

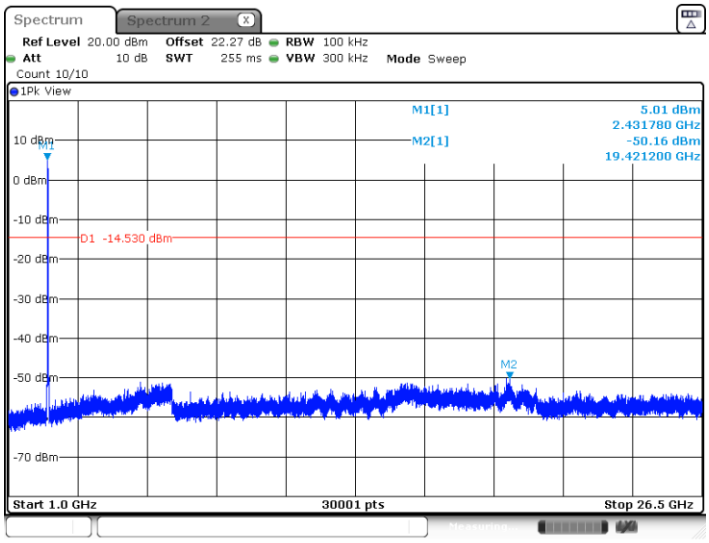

Date: 19.JUL.2024 02:04:47

11AX20SISO_Ant6_2462_30~1000

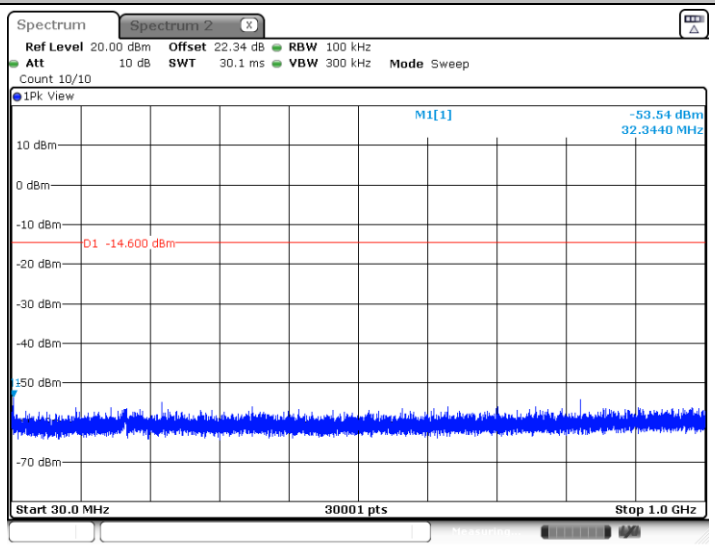

Date: 19.JUL.2024 02:05:58

11AX20SISO_Ant6_2462_1000~26500

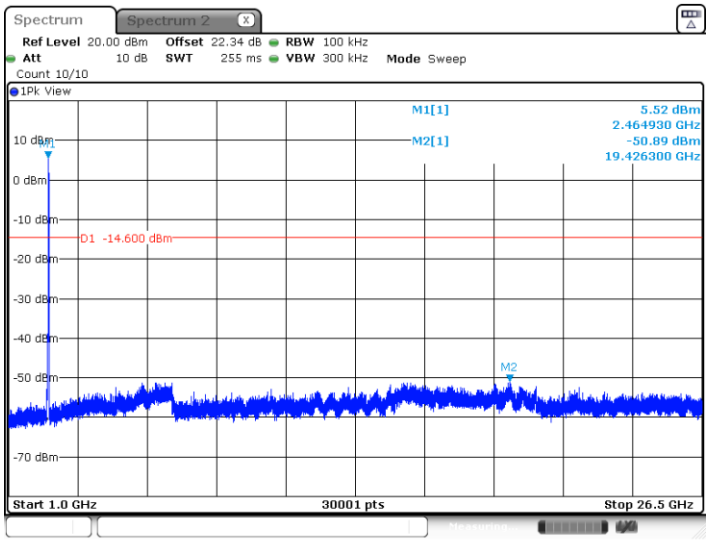

Date: 19.JUL.2024 02:06:14

<11ax Partial RU>

Maximum power spectral density

Test Result

TestMode	Antenna	Freq(MHz)	RuSize	RuIndex	Result [dBm/3kHz]	Limit [dBm/3kHz]	Verdict
11AX20SISO	Ant6	2412	26Tone	RU0	-11.33	≤8.00	PASS
			52Tone	RU37	-11.47	≤8.00	PASS
			106Tone	RU53	-11.24	≤8.00	PASS
		2437	26Tone	RU0	-9.76	≤8.00	PASS
			52Tone	RU37	-9.72	≤8.00	PASS
			106Tone	RU53	-9.86	≤8.00	PASS
		2462	26Tone	RU8	-10.29	≤8.00	PASS
			52Tone	RU40	-10.51	≤8.00	PASS
			106Tone	RU54	-10.27	≤8.00	PASS

Test Graphs

11AX20SISO_Ant6_2412_26Tone_RU0

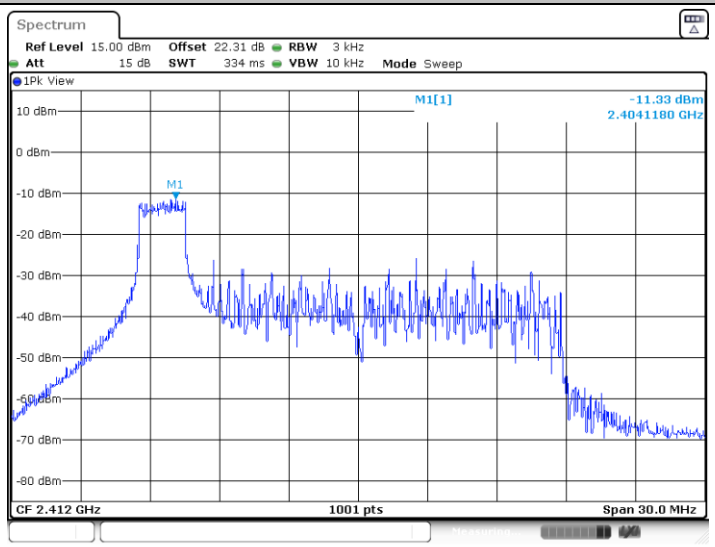

Date: 24.JUL.2024 01:17:06

11AX20SISO_Ant6_2412_52Tone_RU37

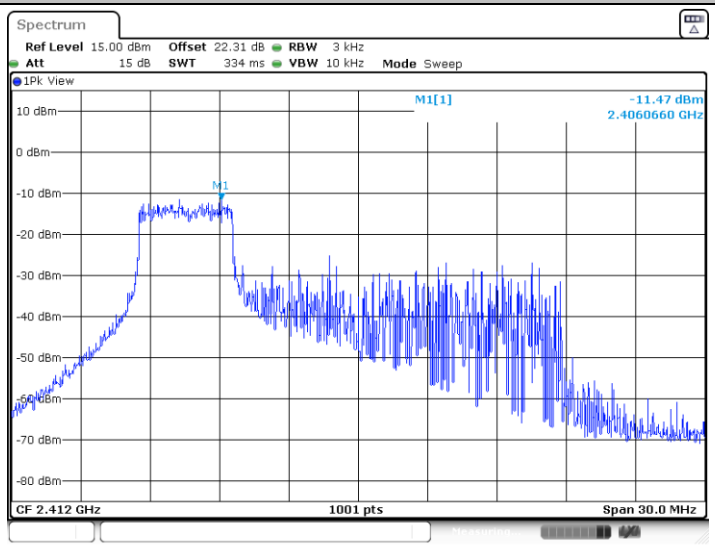

Date: 24.JUL.2024 01:18:33

11AX20SISO_Ant6_2412_106Tone_RU53

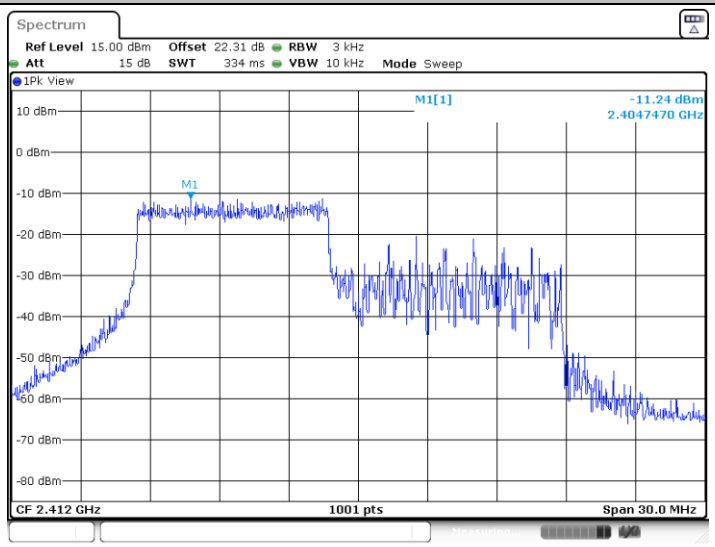

Date: 24.JUL.2024 01:19:26

11AX20SISO_Ant6_2437_26Tone_RU0

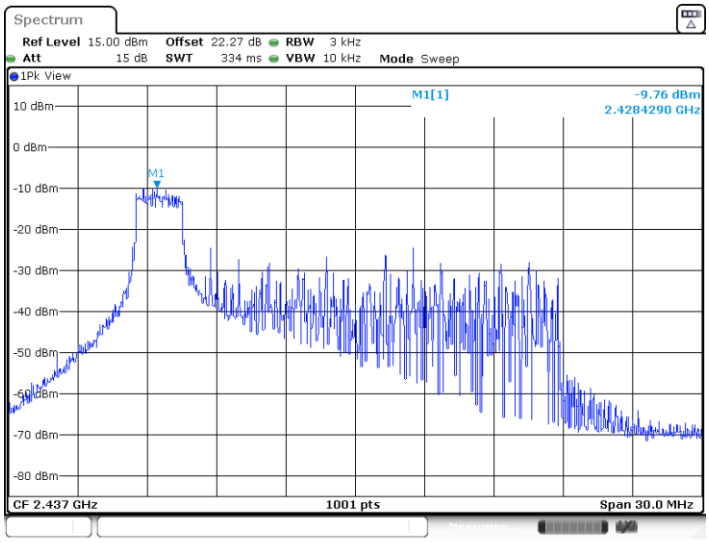

Date: 24.JUL.2024 01:21:40

11AX20SISO_Ant6_2437_52Tone_RU37

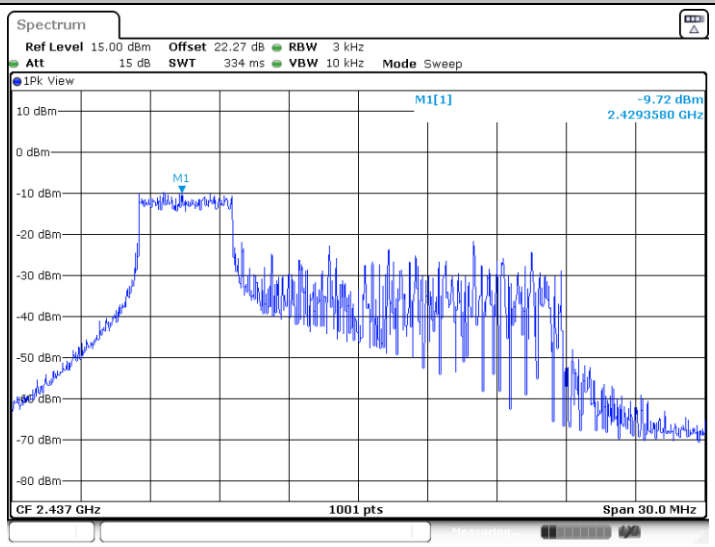

Date: 24.JUL.2024 01:22:48

11AX20SISO_Ant6_2437_106Tone_RU53

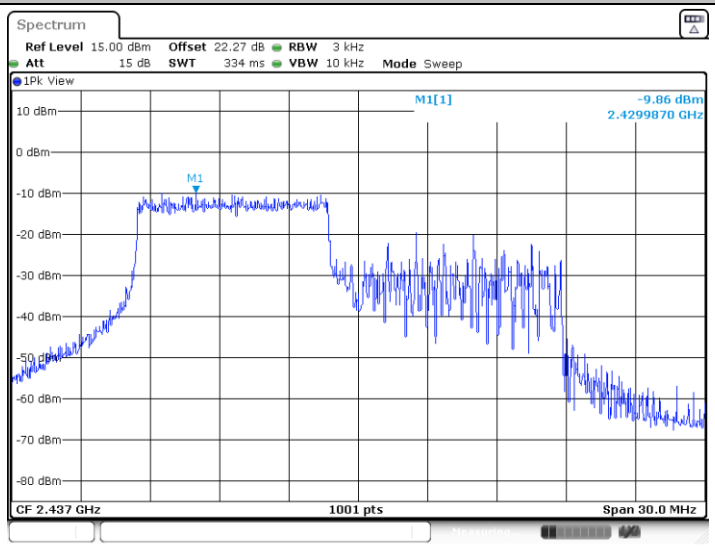

Date: 24.JUL.2024 01:24:24

11AX20SISO_Ant6_2462_26Tone_RU8

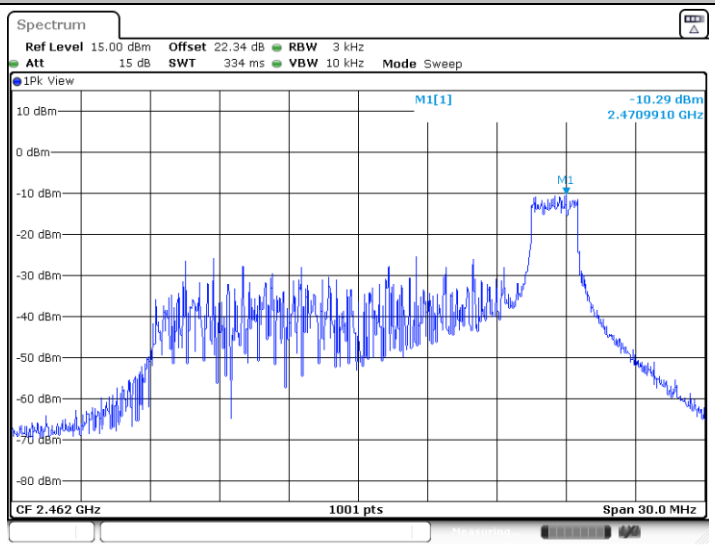

Date: 24.JUL.2024 01:26:28

11AX20SISO_Ant6_2462_52Tone_RU40

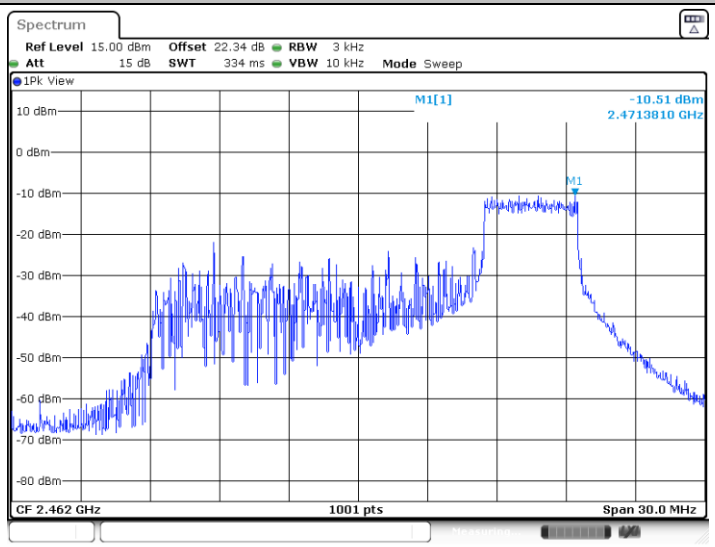

Date: 24.JUL.2024 01:27:49

11AX20SISO_Ant6_2462_106Tone_RU54
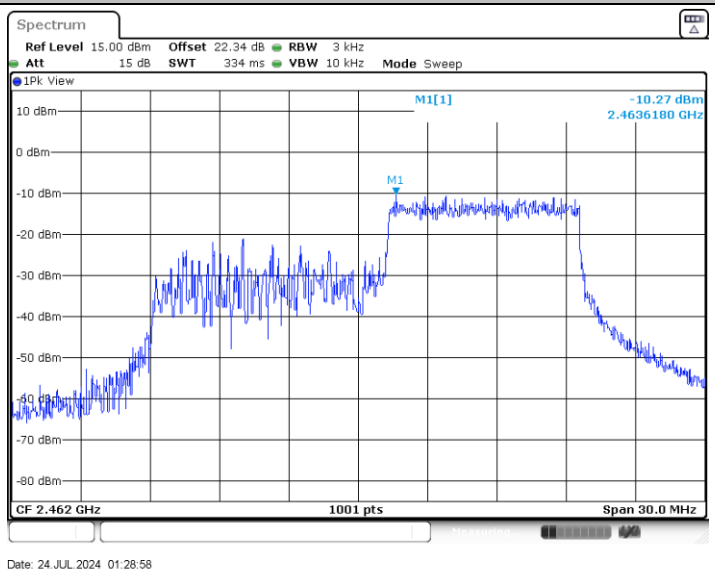

Appendix B. AC Conducted Emission Test Results

Test Engineer :	Amos	**Temperature :**	25.3~26.2℃
		Relative Humidity :	38~40%
Test Voltage :	120Vac / 60Hz	**Phase :**	Line
Remark :	All emissions not reported here are more than 10 dB below the prescribed limit.		

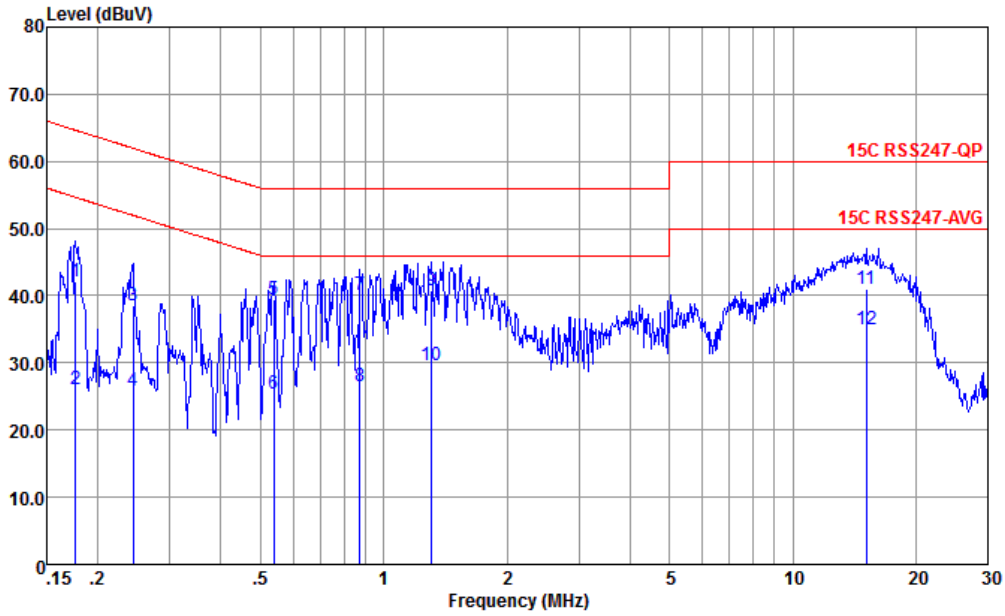

Site : CO01-KS
Condition : 15C RSS247-QP LISN-060105-L 2024 LINE

	Freq	Level	Over Limit	Limit Line	Read Level	LISN Factor	Cable Loss	Remark
	MHz	dBuV	dB	dBuV	dBuV	dB	dB	
1	0.177	42.01	-22.63	64.64	31.50	0.10	10.41	QP
2	0.177	26.01	-28.63	54.64	15.50	0.10	10.41	Average
3	0.244	38.66	-23.29	61.95	28.20	0.09	10.37	QP
4	0.244	25.76	-26.19	51.95	15.30	0.09	10.37	Average
5	0.538	39.38	-16.62	56.00	29.30	-0.12	10.20	QP
6	0.538	25.38	-20.62	46.00	15.30	-0.12	10.20	Average
7	0.876	40.03	-15.97	56.00	30.10	-0.17	10.10	QP
8	0.876	26.43	-19.57	46.00	16.50	-0.17	10.10	Average
9	1.310	40.69	-15.31	56.00	30.81	-0.20	10.08	QP
10	1.310	29.69	-16.31	46.00	19.81	-0.20	10.08	Average
11	15.146	40.93	-19.07	60.00	29.91	-0.19	11.21	QP
12 *	15.146	34.93	-15.07	50.00	23.91	-0.19	11.21	Average

Test Engineer :	Amos	**Temperature :**	25.3~26.2℃
		Relative Humidity :	38~40%
Test Voltage :	120Vac / 60Hz	**Phase :**	Neutral
Remark :	All emissions not reported here are more than 10 dB below the prescribed limit.		

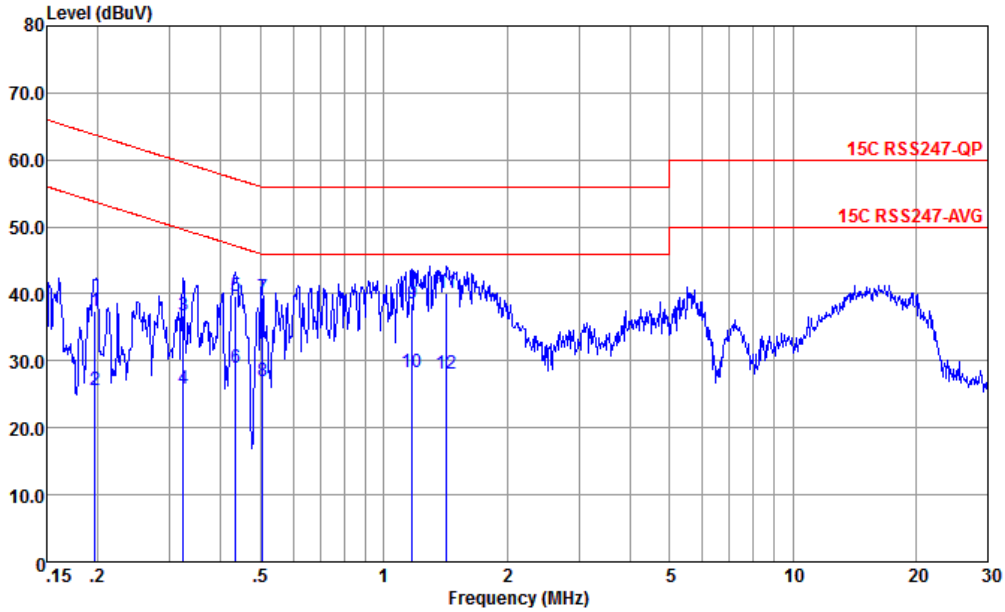

Site : CO01-KS
Condition : 15C RSS247-QP LISN-060105-N 2024 NEUTRAL

	Freq MHz	Level dBuV	Over Limit dB	Limit Line dBuV	Read Level dBuV	LISN Factor dB	Cable Loss dB	Remark
1	0.197	37.34	-26.42	63.76	26.80	0.13	10.41	QP
2	0.197	25.64	-28.12	53.76	15.10	0.13	10.41	Average
3	0.323	36.79	-22.83	59.62	26.59	-0.12	10.32	QP
4	0.323	25.79	-23.83	49.62	15.59	-0.12	10.32	Average
5	0.435	39.72	-17.43	57.15	29.60	-0.14	10.26	QP
6	0.435	29.02	-18.13	47.15	18.90	-0.14	10.26	Average
7	0.505	39.47	-16.53	56.00	29.40	-0.15	10.22	QP
8	0.505	26.87	-19.13	46.00	16.80	-0.15	10.22	Average
9	1.172	38.60	-17.40	56.00	28.69	-0.18	10.09	QP
10	1.172	28.20	-17.80	46.00	18.29	-0.18	10.09	Average
11 *	1.426	40.10	-15.90	56.00	30.21	-0.19	10.08	QP
12	1.426	28.10	-17.90	46.00	18.21	-0.19	10.08	Average

Note:

1. Level(dBμV) = Read Level(dBμV) + LISN Factor(dB) + Cable Loss(dB)
2. Over Limit(dB) = Level(dBμV) – Limit Line(dBμV)

Appendix C. Radiated Spurious Emission Test Data

Test Engineer :	Jake zhou	Relative Humidity :	52~56%
		Temperature :	22~25℃

Radiated Spurious Emission Test Modes

Mode	Band (MHz)	Antenna	Modulation	Channel	Frequency	Data Rate	RU	Remark
Mode 1	2400-2483.5	6	802.11b	01	2412	1Mbps	-	-
Mode 2	2400-2483.5	6	802.11b	06	2437	1Mbps	-	-
Mode 3	2400-2483.5	6	802.11b	11	2462	1Mbps	-	-
Mode 4	2400-2483.5	6	802.11g	01	2412	6Mbps	-	-
Mode 5	2400-2483.5	6	802.11g	06	2437	6Mbps	-	-
Mode 6	2400-2483.5	6	802.11g	11	2462	6Mbps	-	-
Mode 7	2400-2483.5	6	802.11ax HE20	01	2412	MCS0	Full	-
Mode 8	2400-2483.5	6	802.11ax HE20	06	2437	MCS0	Full	-
Mode 9	2400-2483.5	6	802.11ax HE20	11	2462	MCS0	Full	-
Mode 10	2400-2483.5	6	802.11ax HE20	01	2412	MCS0	RU26/0	-
Mode 11	2400-2483.5	6	802.11ax HE20	01	2412	MCS0	RU52/37	-
Mode 12	2400-2483.5	6	802.11ax HE20	01	2412	MCS0	RU106/53	-
Mode 13	2400-2483.5	6	802.11ax HE20	11	2462	MCS0	RU26/8	-
Mode 14	2400-2483.5	6	802.11ax HE20	11	2462	MCS0	RU52/40	-
Mode 15	2400-2483.5	6	802.11ax HE20	11	2462	MCS0	RU106/54	-
Mode 16	2400-2483.5	6	802.11b	02	2417	1Mbps	-	-
Mode 17	2400-2483.5	6	802.11b	10	2457	1Mbps	-	-
Mode 18	2400-2483.5	6	802.11b	09	2452	1Mbps	-	-
Mode 19	2400-2483.5	6	802.11b	08	2447	1Mbps	-	-
Mode 20	2400-2483.5	6	802.11n HT20	01	2412	MCS0	-	-
Mode 21	2400-2483.5	6	802.11n HT20	06	2437	MCS0	-	-
Mode 22	2400-2483.5	6	802.11n HT20	11	2462	MCS0	-	-
Mode 23	2400-2483.5	6	802.11ax HE20	01	2412	MCS0	Full	-
	LTE Band 48 Link (BW=20MHz)							

Summary of each worse mode

Mode	Modulation	Ch.	Freq. (MHz)	Level (dBuV/m)	Limit (dBuV/m)	Margin (dB)	Pol.	Peak Avg.	Result	Remark
1	802.11b	01	2389.95	37.66	54.00	-16.34	H	AVERAGE	Pass	Band Edge
1	802.11b	01	4824.00	50.76	54.00	-3.24	H	AVERAGE	Pass	Harmonic
2	802.11b	06	-	-	-	-	-	-	-	Band Edge
2	802.11b	06	4874.00	50.78	54.00	-3.22	H	AVERAGE	Pass	Harmonic
3	802.11b	11	2488.72	38.52	54.00	-15.48	H	AVERAGE	Pass	Band Edge
3	802.11b	11	4924.00	50.16	54.00	-3.84	H	AVERAGE	Pass	Harmonic
4	802.11g	01	2389.95	50.92	54.00	-3.08	H	AVERAGE	Pass	Band Edge
4	802.11g	01	4824.00	42.64	54.00	-11.36	H	AVERAGE	Pass	Harmonic
5	802.11g	06	-	-	-	-	-	-	-	Band Edge
5	802.11g	06	4874.00	42.84	74.00	-31.16	H	PEAK	Pass	Harmonic
6	802.11g	11	2483.50	49.77	54.00	-4.23	H	AVERAGE	Pass	Band Edge
6	802.11g	11	4924.00	41.18	54.00	-12.82	H	AVERAGE	Pass	Harmonic
7	802.11ax HE20	01	2389.95	50.96	54.00	-3.04	H	AVERAGE	Pass	Band Edge
7	802.11ax HE20	01	4824.00	42.66	74.00	-31.34	H	PEAK	Pass	Harmonic
8	802.11ax HE20	06	-	-	-	-	-	-	-	Band Edge
8	802.11ax HE20	06	7311.00	42.04	74.00	-31.96	H	PEAK	Pass	Harmonic
9	802.11ax HE20	11	2483.50	50.93	54.00	-3.07	H	AVERAGE	Pass	Band Edge
9	802.11ax HE20	11	4924.00	38.77	54.00	-15.23	H	AVERAGE	Pass	Harmonic
10	802.11ax HE20	01	2389.95	37.19	54.00	-16.81	H	AVERAGE	Pass	Band Edge
10	802.11ax HE20	01	-	-	-	-	-	-	-	Harmonic
11	802.11ax HE20	01	2389.95	38.03	54.00	-15.97	H	AVERAGE	Pass	Band Edge
11	802.11ax HE20	01	-	-	-	-	-	-	-	Harmonic
12	802.11ax HE20	01	2389.95	39.92	54.00	-14.08	H	AVERAGE	Pass	Band Edge
12	802.11ax HE20	01	-	-	-	-	-	-	-	Harmonic
13	802.11ax HE20	11	2483.68	38.21	54.00	-15.79	H	AVERAGE	Pass	Band Edge
13	802.11ax HE20	11	-	-	-	-	-	-	-	Harmonic
14	802.11ax HE20	11	2483.50	39.56	54.00	-14.44	H	AVERAGE	Pass	Band Edge
14	802.11ax HE20	11	-	-	-	-	-	-	-	Harmonic
15	802.11ax HE20	11	2483.50	40.06	54.00	-13.94	V	AVERAGE	Pass	Band Edge
15	802.11ax HE20	11	-	-	-	-	-	-	-	Harmonic
16	802.11b	02	2389.95	37.73	54.00	-16.27	H	AVERAGE	Pass	Band Edge
16	802.11b	02	4834.00	50.55	54.00	-3.45	H	AVERAGE	Pass	Harmonic
17	802.11b	10	2483.68	38.99	54.00	-15.01	H	AVERAGE	Pass	Band Edge
17	802.11b	10	4914.00	50.58	54.00	-3.42	H	AVERAGE	Pass	Harmonic
18	802.11b	09	2483.50	38.67	54.00	-15.33	H	AVERAGE	Pass	Band Edge
18	802.11b	09	4904.00	50.98	54.00	-3.02	H	AVERAGE	Pass	Harmonic
19	802.11b	08	2483.50	38.88	54.00	-15.12	H	AVERAGE	Pass	Band Edge
19	802.11b	08	4894.00	50.74	54.00	-3.26	H	AVERAGE	Pass	Harmonic
20	802.11n HT20	01	2389.82	48.65	54.00	-5.35	H	AVERAGE	Pass	Band Edge
20	802.11n HT20	01	4824.00	38.42	54.00	-15.58	H	AVERAGE	Pass	Harmonic
21	802.11n HT20	06	-	-	-	-	-	-	-	Band Edge
21	802.11n HT20	06	4874.00	45.47	74.00	-28.53	H	PEAK	Pass	Harmonic
22	802.11n HT20	11	2483.50	50.58	54.00	-3.42	H	AVERAGE	Pass	Band Edge
22	802.11n HT20	11	7386.00	42.13	74.00	-31.87	H	PEAK	Pass	Harmonic
23	802.11ax HE20	01	2389.95	50.81	54.00	-3.19	H	AVERAGE	Pass	Band Edge
23	802.11ax HE20	01	4824.00	45.47	74.00	-28.53	H	PEAK	Pass	Harmonic

Mode	1	
	Band Edge	
	2400-2483.5_802.11b_CH01_2412MHz	
ANT	6	
Pol.	Horizontal	Fundamental
Peak	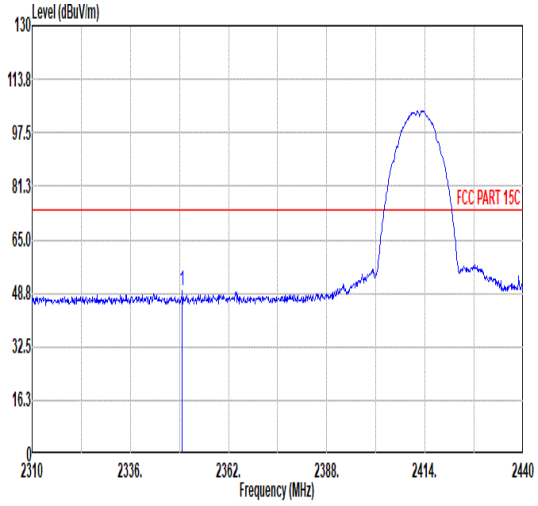 Freq Level Limit Line Margin Read Level Ant Factor Cable Loss Preamp Factor Aux Factor APos TPos Remark MHz dBuV/m dBuV/m dB dBuV dB/m dB dB dB cm deg 1 2349.78 49.32 74.00 -24.68 41.54 31.55 7.10 36.87 6.00 204 311 PEAK	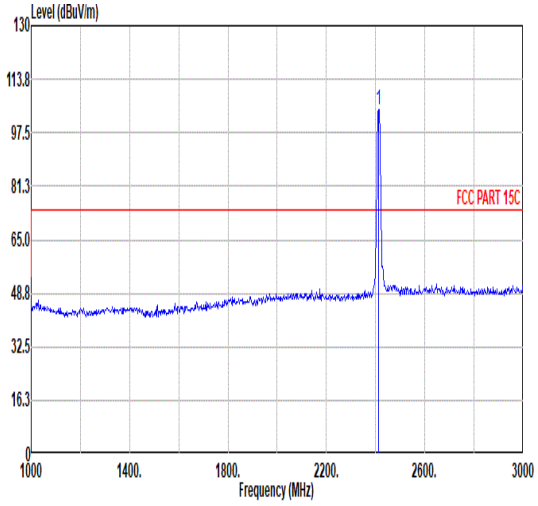 Freq Level Limit Line Margin Read Level Ant Factor Cable Loss Preamp Factor Aux Factor APos TPos Remark MHz dBuV/m dBuV/m dB dBuV dB/m dB dB dB cm deg 1 2412.00 104.59 ------ ------ 96.28 31.96 7.21 36.86 6.00 204 311 PEAK
Avg	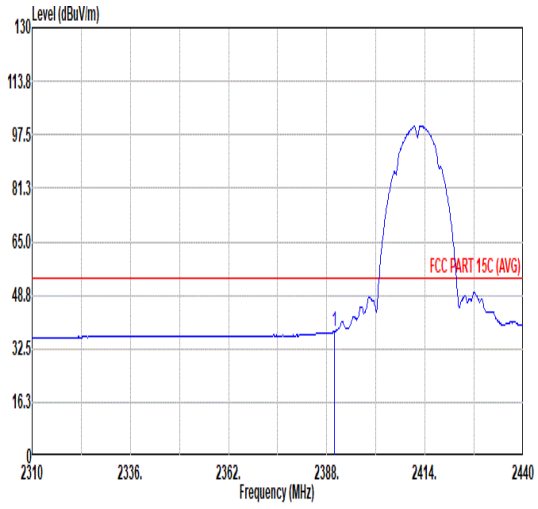 Freq Level Limit Line Margin Read Level Ant Factor Cable Loss Preamp Factor Aux Factor APos TPos Remark MHz dBuV/m dBuV/m dB dBuV dB/m dB dB dB cm deg 1 2389.95 37.66 54.00 -16.34 29.53 31.83 7.16 36.86 6.00 204 311 AVERAGE	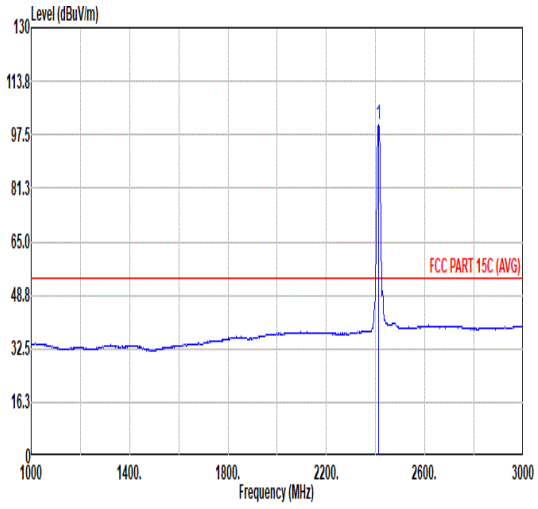 Freq Level Limit Line Margin Read Level Ant Factor Cable Loss Preamp Factor Aux Factor APos TPos Remark MHz dBuV/m dBuV/m dB dBuV dB/m dB dB dB cm deg 1 2412.00 100.35 ------ ------ 92.06 31.95 7.20 36.86 6.00 204 311 AVERAGE

Mode	1	
	Band Edge	
	2400-2483.5_802.11b_CH01_2412MHz	
ANT	6	
Pol.	Vertical	Fundamental
Peak	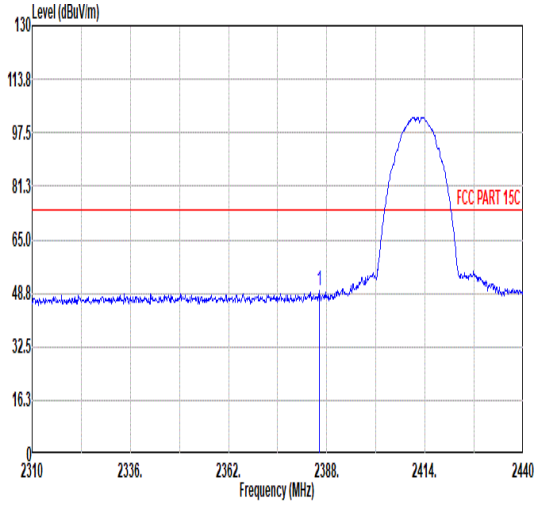 Limit Read Ant Cable Preamp Aux APos TPos Freq Level Line Margin Level Factor Loss Factor Factor Remark MHz dBuV/m dBuV/m dB dBuV dB/m dB dB dB cm deg 1 2386.05 49.35 74.00 -24.65 41.25 31.80 7.16 36.86 6.00 312 46 PEAK	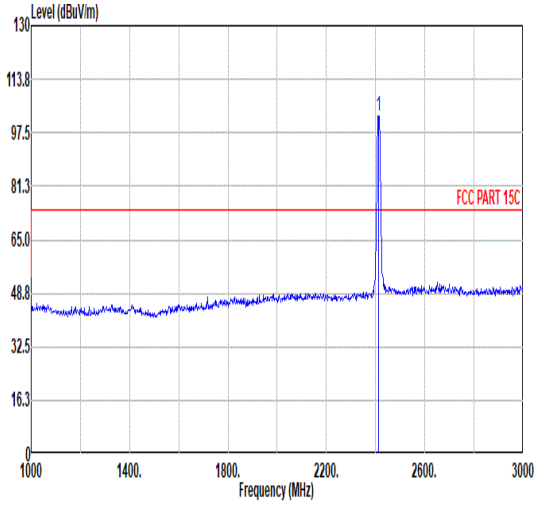 Limit Read Ant Cable Preamp Aux APos TPos Freq Level Line Margin Level Factor Loss Factor Factor Remark MHz dBuV/m dBuV/m dB dBuV dB/m dB dB dB cm deg 1 2412.00 102.73 ------ ------ 94.44 31.95 7.20 36.86 6.00 312 46 PEAK
Avg	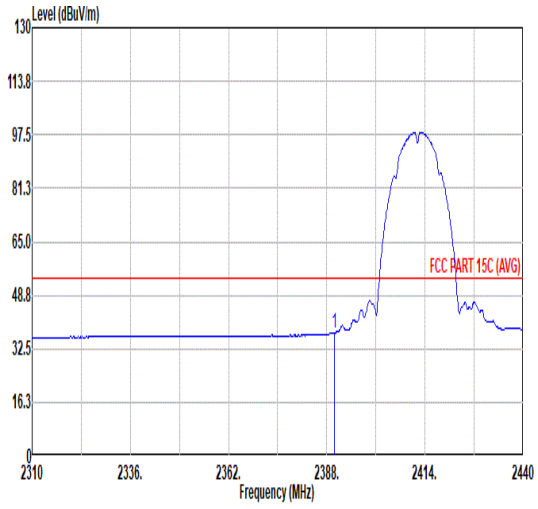 Limit Read Ant Cable Preamp Aux APos TPos Freq Level Line Margin Level Factor Loss Factor Factor Remark MHz dBuV/m dBuV/m dB dBuV dB/m dB dB dB cm deg 1 2389.95 37.29 54.00 -16.71 29.16 31.83 7.16 36.86 6.00 312 46 AVERAGE	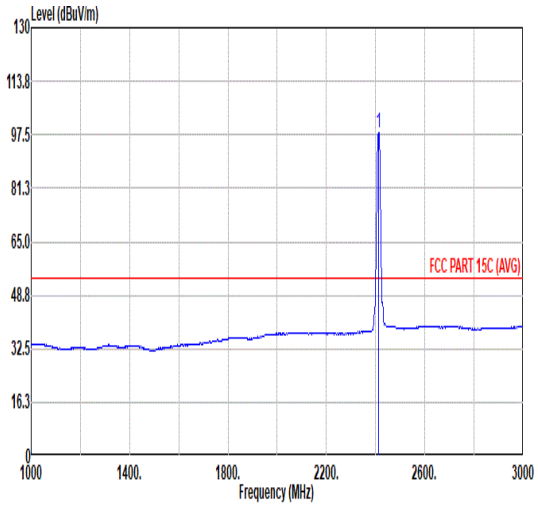 Limit Read Ant Cable Preamp Aux APos TPos Freq Level Line Margin Level Factor Loss Factor Factor Remark MHz dBuV/m dBuV/m dB dBuV dB/m dB dB dB cm deg 1 2412.00 98.25 ------ ------ 89.96 31.95 7.20 36.86 6.00 312 46 AVERAGE

Mode	1	
	Harmonic	
	2400-2483.5_802.11b_CH01_2412MHz	
ANT	6	
Pol.	Horizontal	Vertical
Peak Avg	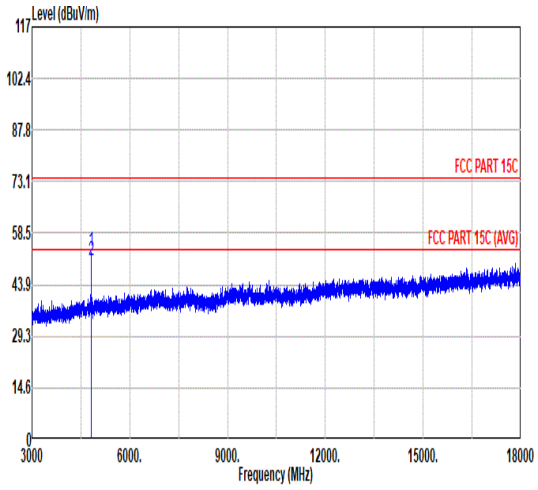 Freq Level Limit Line Margin Read Level Ant Factor Cable Loss Preamp Factor Aux Factor APos TPos Remark MHz dBuV/m dBuV/m dB dBuV dB/m dB dB dB cm deg 1 4824.00 53.24 74.00 -20.76 72.38 34.05 10.29 63.48 0.00 123 244 PEAK 2 4824.00 50.76 54.00 -3.24 69.90 34.05 10.29 63.48 0.00 123 244 AVERAGE	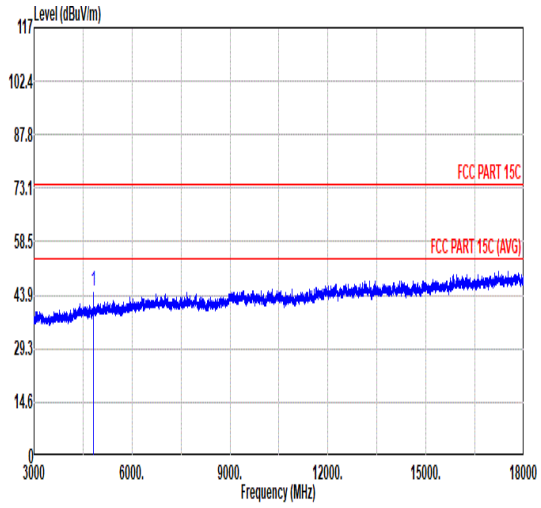 Freq Level Limit Line Margin Read Level Ant Factor Cable Loss Preamp Factor Aux Factor APos TPos Remark MHz dBuV/m dBuV/m dB dBuV dB/m dB dB dB cm deg 1 4824.00 45.07 74.00 -28.93 64.21 34.05 10.29 63.48 0.00 -- -- PEAK

Mode	2	
	Harmonic	
	2400-2483.5_802.11b_CH06_2437MHz	
ANT	6	
Pol.	Horizontal	Vertical
Peak Avg	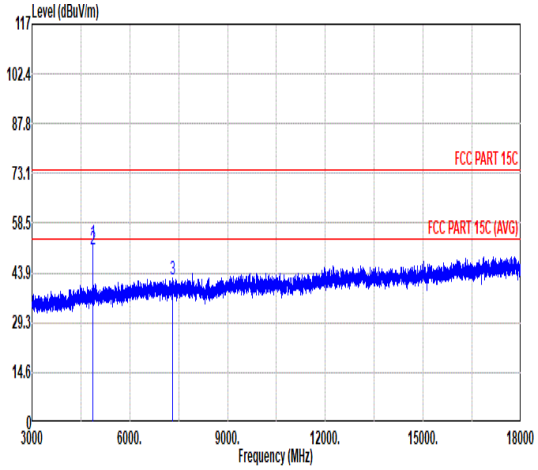 Freq Level Limit Line Margin Read Level Ant Factor Cable Loss Preamp Factor Aux Factor APos TPos Remark MHz dBuV/m dBuV/m dB dBuV dB/m dB dB dB cm deg 1 4874.00 52.58 74.00 -21.42 71.77 33.95 10.34 63.48 0.00 100 237 PEAK 2 4874.00 50.78 54.00 -3.22 69.97 33.95 10.34 63.48 0.00 100 237 AVERAGE 3 7311.00 41.98 74.00 -32.02 57.27 35.60 12.78 63.67 0.00 -- -- PEAK	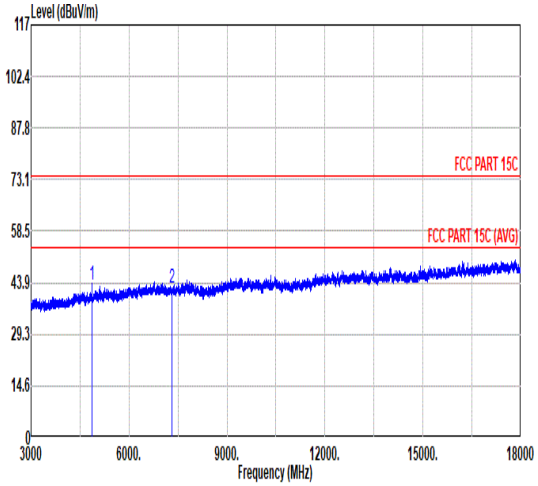 Freq Level Limit Line Margin Read Level Ant Factor Cable Loss Preamp Factor Aux Factor APos TPos Remark MHz dBuV/m dBuV/m dB dBuV dB/m dB dB dB cm deg 1 4874.00 43.23 74.00 -30.77 62.42 33.95 10.34 63.48 0.00 -- -- PEAK 2 7311.00 42.32 74.00 -31.68 57.61 35.60 12.78 63.67 0.00 -- -- PEAK

Mode	3	
	Band Edge	
	2400-2483.5_802.11b_CH11_2462MHz	
ANT	6	
Pol.	Horizontal	Fundamental
Peak	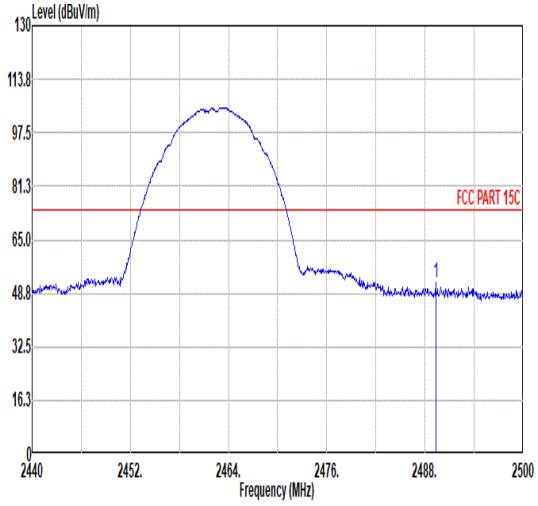 Freq Level Limit Line Margin Read Level Ant Factor Cable Loss Preamp Factor Aux Factor APos TPos Remark MHz dBuV/m dBuV/m dB dBuV dB/m dB dB dB cm deg 1 2489.32 51.84 74.00 -22.16 43.09 32.26 7.34 36.85 6.00 101 81 PEAK	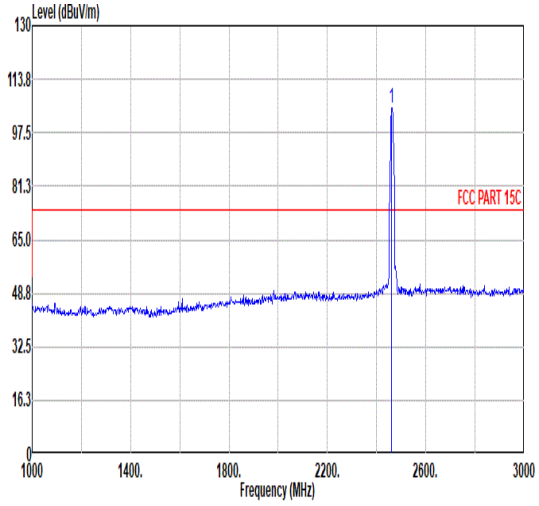 Freq Level Limit Line Margin Read Level Ant Factor Cable Loss Preamp Factor Aux Factor APos TPos Remark MHz dBuV/m dBuV/m dB dBuV dB/m dB dB dB cm deg 1 2462.00 104.94 ------ ------ 96.33 32.16 7.30 36.85 6.00 101 81 PEAK
Avg	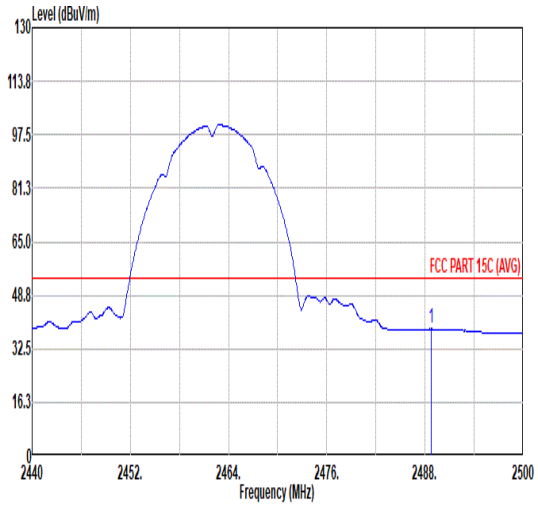 Freq Level Limit Line Margin Read Level Ant Factor Cable Loss Preamp Factor Aux Factor APos TPos Remark MHz dBuV/m dBuV/m dB dBuV dB/m dB dB dB cm deg 1 2488.72 38.52 54.00 -15.48 29.78 32.25 7.34 36.85 6.00 101 81 AVERAGE	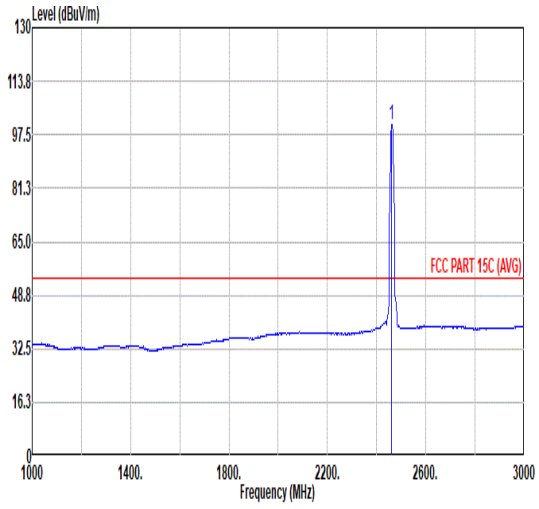 Freq Level Limit Line Margin Read Level Ant Factor Cable Loss Preamp Factor Aux Factor APos TPos Remark MHz dBuV/m dBuV/m dB dBuV dB/m dB dB dB cm deg 1 2462.00 100.70 ------ ------ 92.11 32.15 7.29 36.85 6.00 101 81 AVERAGE

Mode	3	
	Band Edge	
	2400-2483.5_802.11b_CH11_2462MHz	
ANT	6	
Pol.	Vertical	Fundamental
Peak	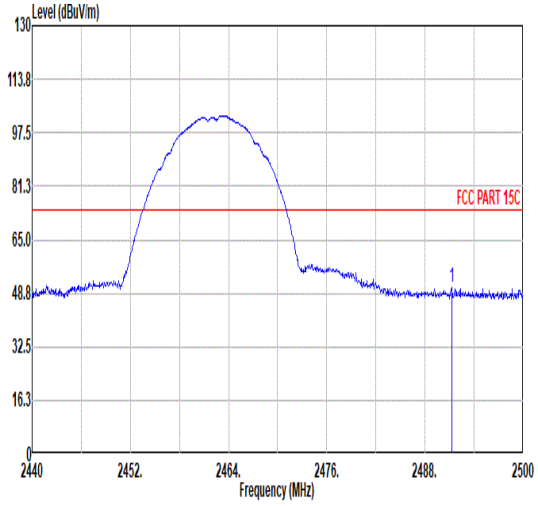 Limit Read Ant Cable Preamp Aux APos TPos Freq Level Line Margin Level Factor Loss Factor Factor Remark MHz dBuV/m dBuV/m dB dBuV dB/m dB dB dB cm deg 1 2491.24 50.74 74.00 -23.26 41.99 32.26 7.34 36.85 6.00 302 44 PEAK	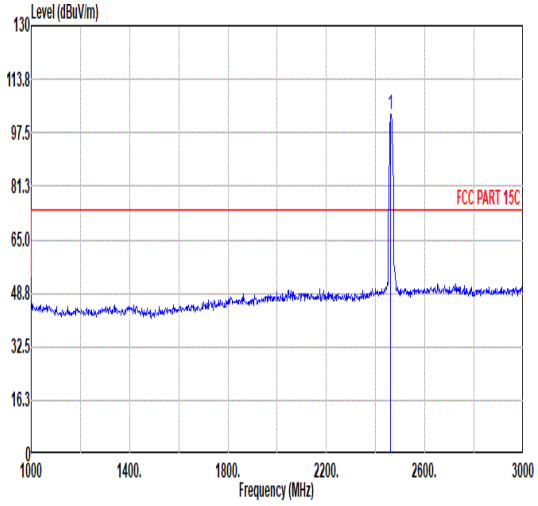 Limit Read Ant Cable Preamp Aux APos TPos Freq Level Line Margin Level Factor Loss Factor Factor Remark MHz dBuV/m dBuV/m dB dBuV dB/m dB dB dB cm deg 1 2462.00 103.17 ------ ------ 94.56 32.16 7.30 36.85 6.00 302 44 PEAK
Avg	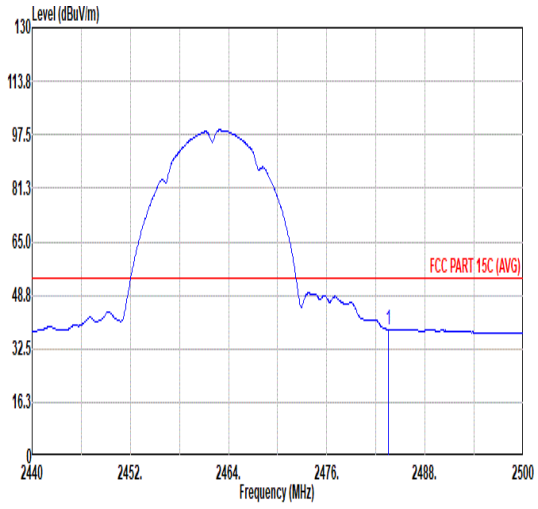 Limit Read Ant Cable Preamp Aux APos TPos Freq Level Line Margin Level Factor Loss Factor Factor Remark MHz dBuV/m dBuV/m dB dBuV dB/m dB dB dB cm deg 1 2483.50 38.39 54.00 -15.61 29.68 32.23 7.33 36.85 6.00 302 44 AVERAGE	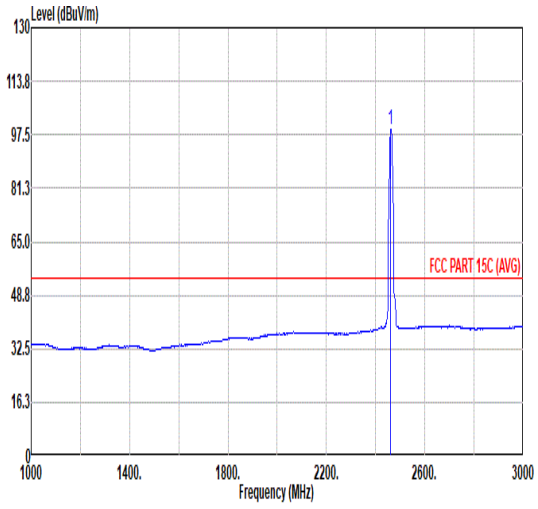 Limit Read Ant Cable Preamp Aux APos TPos Freq Level Line Margin Level Factor Loss Factor Factor Remark MHz dBuV/m dBuV/m dB dBuV dB/m dB dB dB cm deg 1 2462.00 99.03 ------ ------ 90.44 32.15 7.29 36.85 6.00 302 44 AVERAGE

Mode	3	
	Harmonic	
	2400-2483.5_802.11b_CH11_2462MHz	
ANT	6	
Pol.	Horizontal	Vertical
Peak Avg	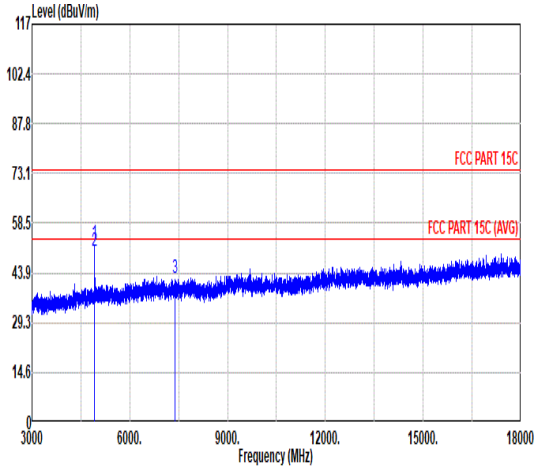 Freq Level Limit Line Margin Read Level Ant Factor Cable Loss Preamp Factor Aux Factor APos TPos Remark MHz dBuV/m dBuV/m dB dBuV dB/m dB dB dB cm deg 1 4924.00 52.37 74.00 -21.63 71.53 33.92 10.40 63.48 0.00 105 246 PEAK 2 4924.00 50.16 54.00 -3.84 69.32 33.92 10.40 63.48 0.00 105 246 AVERAGE 3 7386.00 42.29 74.00 -31.71 57.53 35.60 12.88 63.72 0.00 -- -- PEAK	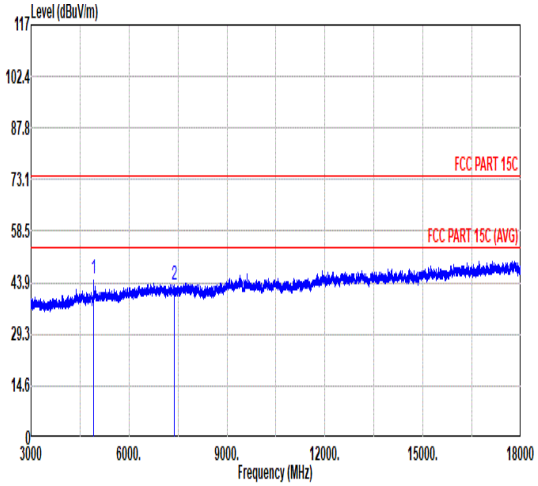 Freq Level Limit Line Margin Read Level Ant Factor Cable Loss Preamp Factor Aux Factor APos TPos Remark MHz dBuV/m dBuV/m dB dBuV dB/m dB dB dB cm deg 1 4924.00 44.91 74.00 -29.09 64.07 33.92 10.40 63.48 0.00 -- -- PEAK 2 7386.00 43.16 74.00 -30.84 58.40 35.60 12.88 63.72 0.00 -- -- PEAK

Mode	4	
	Band Edge	
	2400-2483.5_802.11g_CH01_2412MHz	
ANT	6	
Pol.	Horizontal	Fundamental
Peak	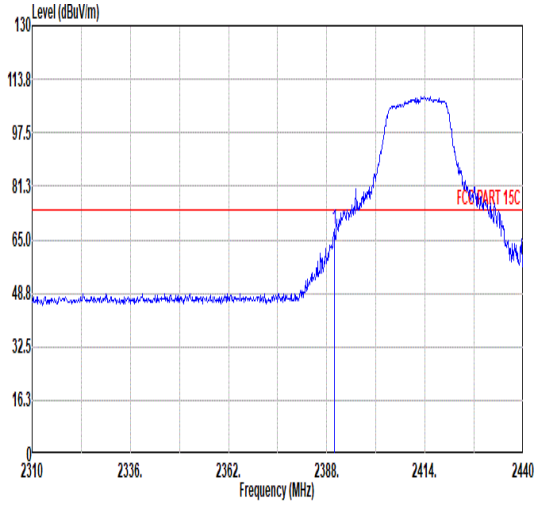 Freq Level Limit Line Margin Read Level Ant Factor Cable Loss Preamp Factor Aux Factor APos TPos Remark MHz dBuV/m dBuV/m dB dBuV dB/m dB dB dB cm deg 1 2389.95 68.02 74.00 -5.98 59.89 31.83 7.16 36.86 6.00 205 310 PEAK	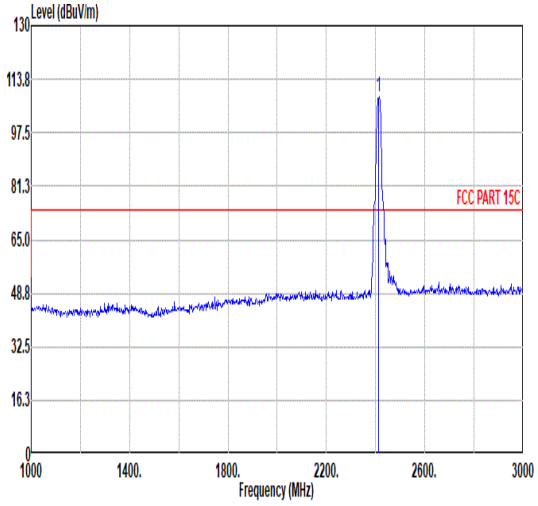 Freq Level Limit Line Margin Read Level Ant Factor Cable Loss Preamp Factor Aux Factor APos TPos Remark MHz dBuV/m dBuV/m dB dBuV dB/m dB dB dB cm deg 1 2412.00 108.43 ------ ------ 100.12 31.96 7.21 36.86 6.00 205 310 PEAK
Avg	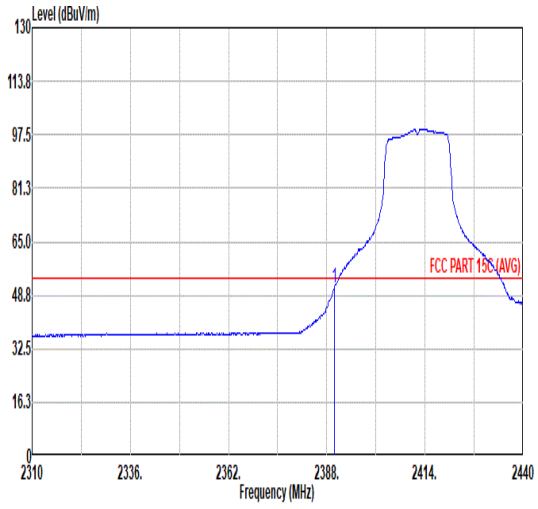 Freq Level Limit Line Margin Read Level Ant Factor Cable Loss Preamp Factor Aux Factor APos TPos Remark MHz dBuV/m dBuV/m dB dBuV dB/m dB dB dB cm deg 1 2389.95 50.92 54.00 -3.08 42.79 31.83 7.16 36.86 6.00 205 310 AVERAGE	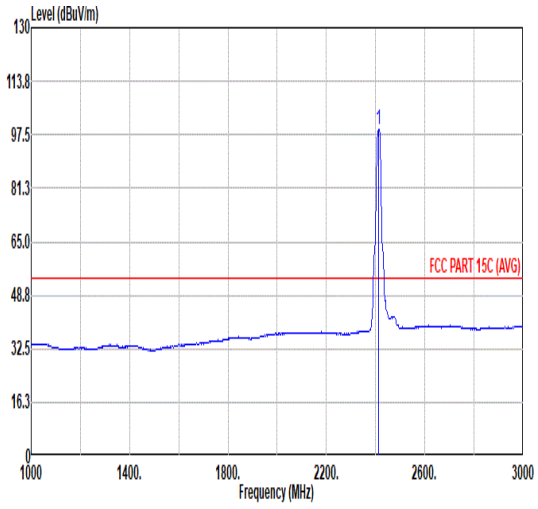 Freq Level Limit Line Margin Read Level Ant Factor Cable Loss Preamp Factor Aux Factor APos TPos Remark MHz dBuV/m dBuV/m dB dBuV dB/m dB dB dB cm deg 1 2412.00 99.21 ------ ------ 90.90 31.96 7.21 36.86 6.00 205 310 AVERAGE

Mode	4	
	Band Edge	
	2400-2483.5_802.11g_CH01_2412MHz	
ANT	6	
Pol.	Vertical	Fundamental
Peak	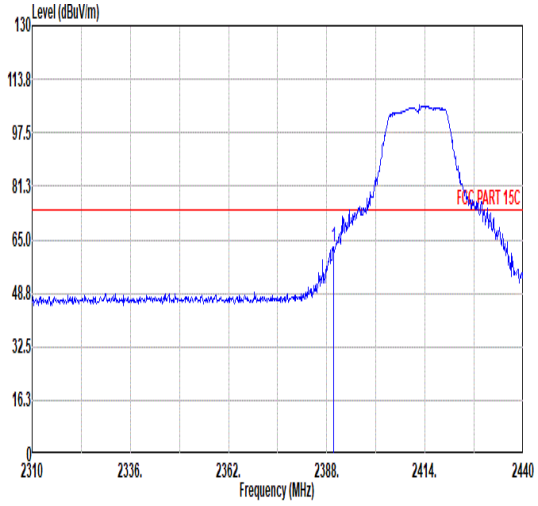 Freq Level Limit Line Margin Read Level Ant Factor Cable Loss Preamp Factor Aux Factor APos TPos Remark MHz dBuV/m dBuV/m dB dBuV dB/m dB dB dB cm deg 1 2389.82 62.98 74.00 -11.02 54.85 31.83 7.16 36.86 6.00 314 49 PEAK	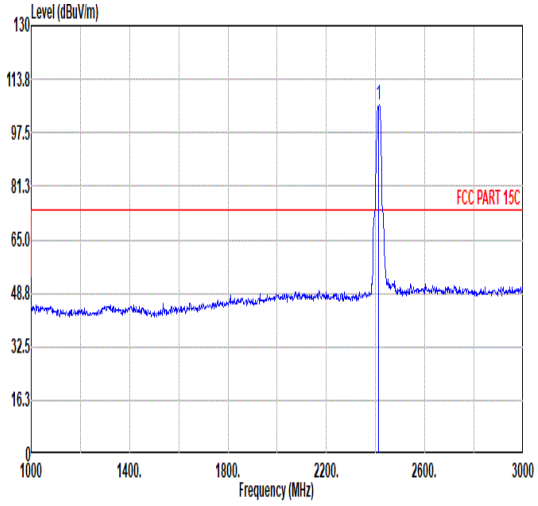 Freq Level Limit Line Margin Read Level Ant Factor Cable Loss Preamp Factor Aux Factor APos TPos Remark MHz dBuV/m dBuV/m dB dBuV dB/m dB dB dB cm deg 1 2412.00 106.09 ------ ------ 97.78 31.96 7.21 36.86 6.00 314 49 PEAK
Avg	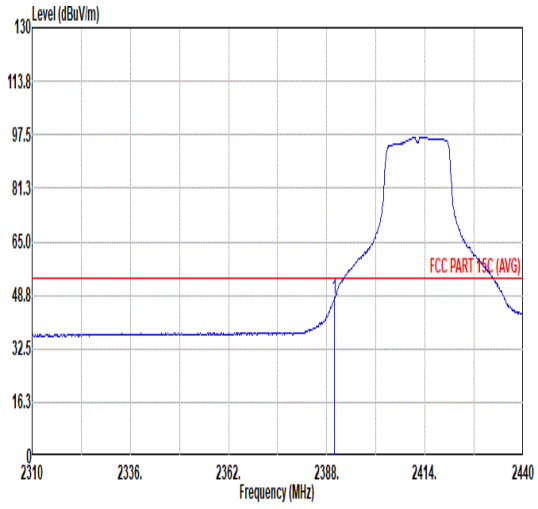 Freq Level Limit Line Margin Read Level Ant Factor Cable Loss Preamp Factor Aux Factor APos TPos Remark MHz dBuV/m dBuV/m dB dBuV dB/m dB dB dB cm deg 1 2389.95 47.62 54.00 -6.38 39.49 31.83 7.16 36.86 6.00 314 49 AVERAGE	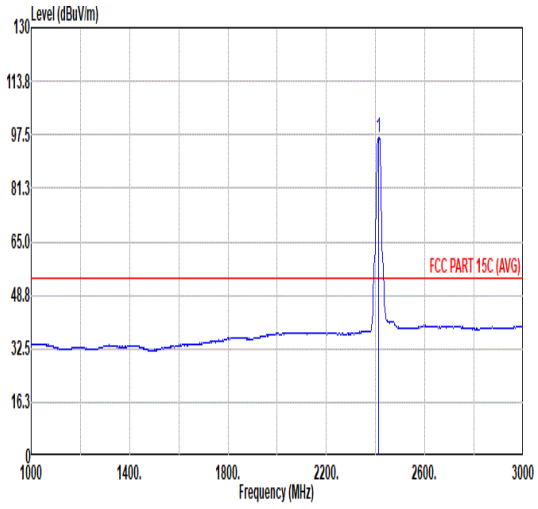 Freq Level Limit Line Margin Read Level Ant Factor Cable Loss Preamp Factor Aux Factor APos TPos Remark MHz dBuV/m dBuV/m dB dBuV dB/m dB dB dB cm deg 1 2412.00 96.67 ------ ------ 88.36 31.96 7.21 36.86 6.00 314 49 AVERAGE

Mode	4	
	Harmonic	
	2400-2483.5_802.11g_CH01_2412MHz	
ANT	6	
Pol.	Horizontal	Vertical
Peak Avg	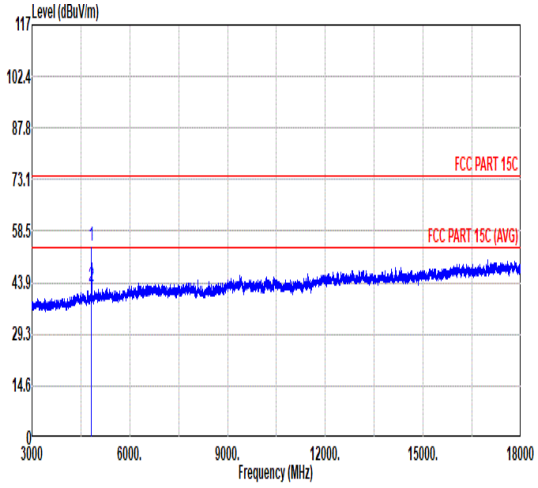 Freq Level Limit Line Margin Read Level Ant Factor Cable Loss Preamp Factor Aux Factor APos TPos Remark MHz dBuV/m dBuV/m dB dBuV dB/m dB dB dB cm deg 1 4824.00 54.41 74.00 -19.59 73.55 34.05 10.29 63.48 0.00 124 244 PEAK 2 4824.00 42.64 54.00 -11.36 61.77 34.05 10.30 63.48 0.00 124 244 AVERAGE	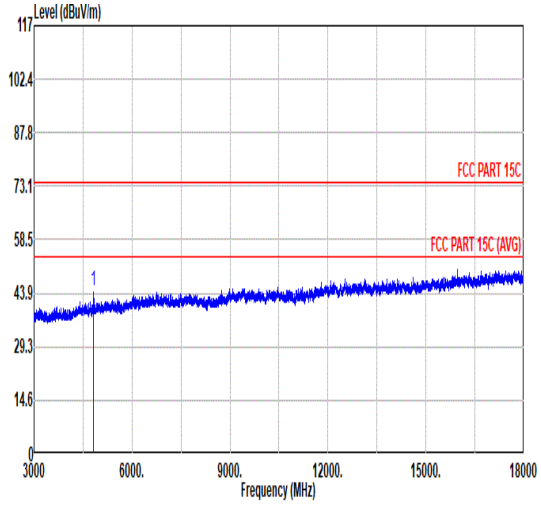 Freq Level Limit Line Margin Read Level Ant Factor Cable Loss Preamp Factor Aux Factor APos TPos Remark MHz dBuV/m dBuV/m dB dBuV dB/m dB dB dB cm deg 1 4824.00 44.37 74.00 -29.63 63.51 34.05 10.29 63.48 0.00 -- -- PEAK

Mode	5	
	Harmonic	
	2400-2483.5_802.11g_CH06_2437MHz	
ANT	6	
Pol.	Horizontal	Vertical
Peak Avg	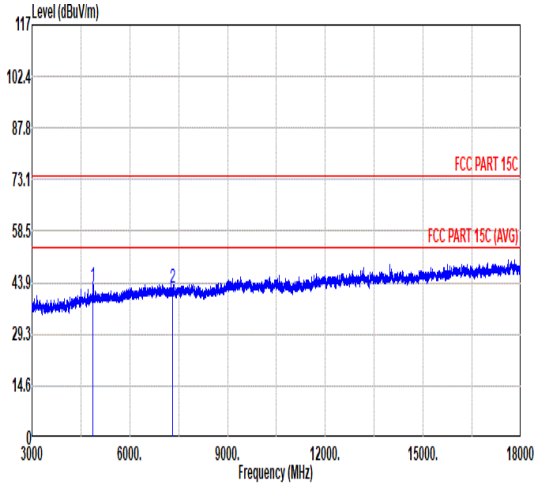 Freq Level Limit Line Margin Read Level Ant Factor Cable Loss Preamp Factor Aux Factor APos TPos Remark MHz dBuV/m dBuV/m dB dBuV dB/m dB dB dB cm deg 1 4874.00 42.84 74.00 -31.16 62.03 33.95 10.34 63.48 0.00 -- -- PEAK 2 7311.00 42.55 74.00 -31.45 57.84 35.60 12.78 63.67 0.00 -- -- PEAK	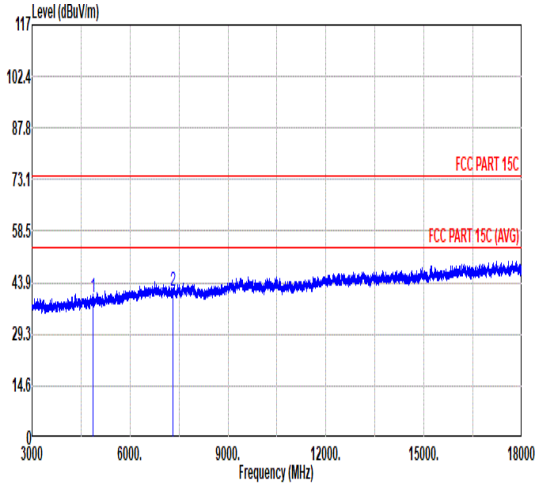 Freq Level Limit Line Margin Read Level Ant Factor Cable Loss Preamp Factor Aux Factor APos TPos Remark MHz dBuV/m dBuV/m dB dBuV dB/m dB dB dB cm deg 1 4874.00 39.87 74.00 -34.13 59.06 33.95 10.34 63.48 0.00 -- -- PEAK 2 7311.00 41.58 74.00 -32.42 56.87 35.60 12.78 63.67 0.00 -- -- PEAK

Mode	6	
	Band Edge	
	2400-2483.5_802.11g_CH11_2462MHz	
ANT	6	
Pol.	Horizontal	Fundamental
Peak	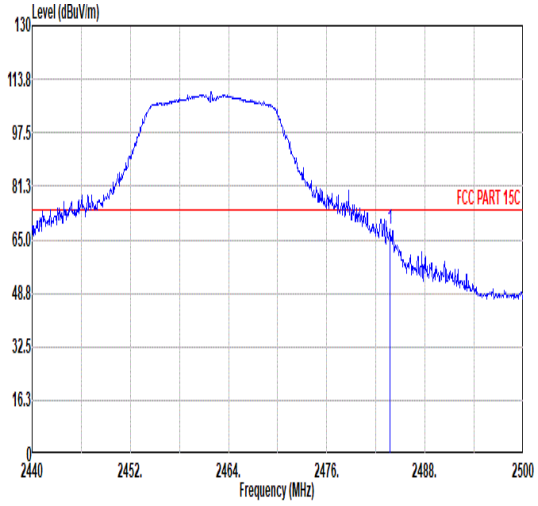 Freq Level Limit Line Margin Read Level Ant Factor Cable Loss Preamp Factor Aux Factor APos TPos Remark MHz dBuV/m dBuV/m dB dBuV dB/m dB dB dB cm deg 1 2483.74 67.98 74.00 -6.02 59.27 32.23 7.33 36.85 6.00 100 81 PEAK	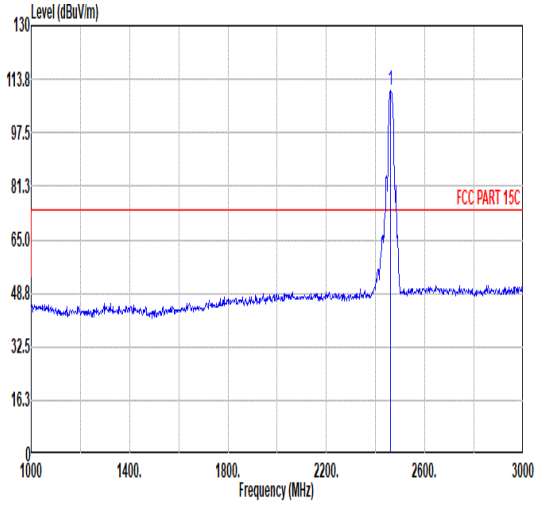 Freq Level Limit Line Margin Read Level Ant Factor Cable Loss Preamp Factor Aux Factor APos TPos Remark MHz dBuV/m dBuV/m dB dBuV dB/m dB dB dB cm deg 1 2462.00 110.15 ------ ------ 101.57 32.14 7.29 36.85 6.00 100 81 PEAK
Avg	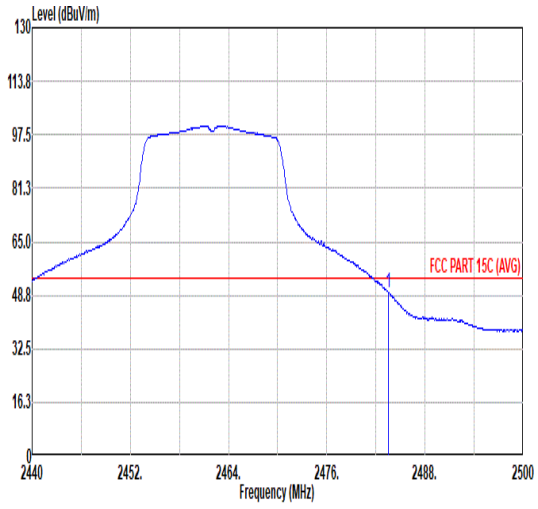 Freq Level Limit Line Margin Read Level Ant Factor Cable Loss Preamp Factor Aux Factor APos TPos Remark MHz dBuV/m dBuV/m dB dBuV dB/m dB dB dB cm deg 1 2483.50 49.77 54.00 -4.23 41.06 32.23 7.33 36.85 6.00 100 81 AVERAGE	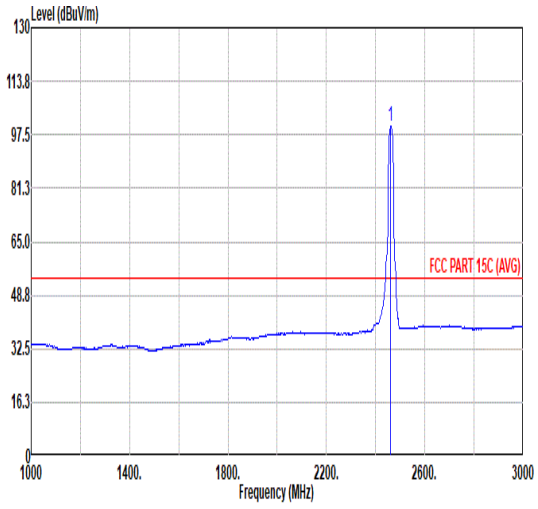 Freq Level Limit Line Margin Read Level Ant Factor Cable Loss Preamp Factor Aux Factor APos TPos Remark MHz dBuV/m dBuV/m dB dBuV dB/m dB dB dB cm deg 1 2462.00 100.06 ------ ------ 91.47 32.15 7.29 36.85 6.00 100 81 AVERAGE

Mode	6	
	Band Edge	
	2400-2483.5_802.11g_CH11_2462MHz	
ANT	6	
Pol.	Vertical	Fundamental
Peak	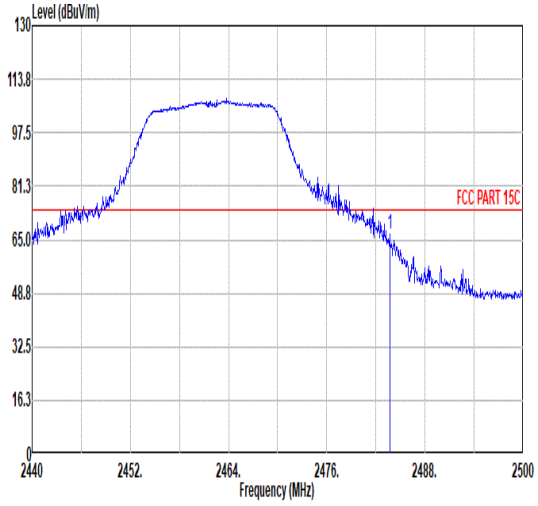 Freq Level Limit Line Margin Read Level Ant Factor Cable Loss Preamp Factor Aux Factor APos TPos Remark MHz dBuV/m dBuV/m dB dBuV dB/m dB dB dB cm deg 1 2483.68 66.74 74.00 -7.26 58.03 32.23 7.33 36.85 6.00 303 46 PEAK	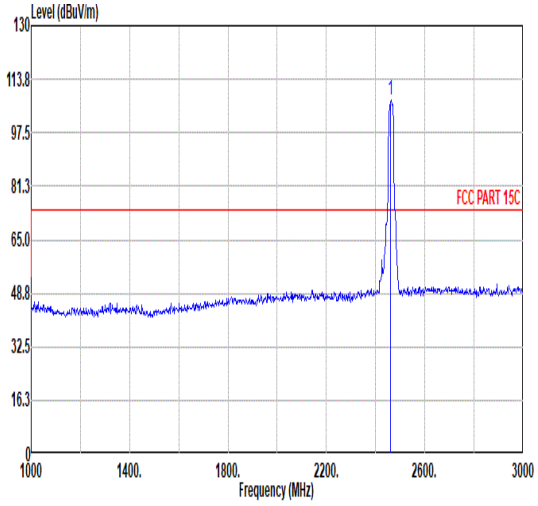 Freq Level Limit Line Margin Read Level Ant Factor Cable Loss Preamp Factor Aux Factor APos TPos Remark MHz dBuV/m dBuV/m dB dBuV dB/m dB dB dB cm deg 1 2462.00 107.25 ------ ------ 98.64 32.16 7.30 36.85 6.00 303 46 PEAK
Avg	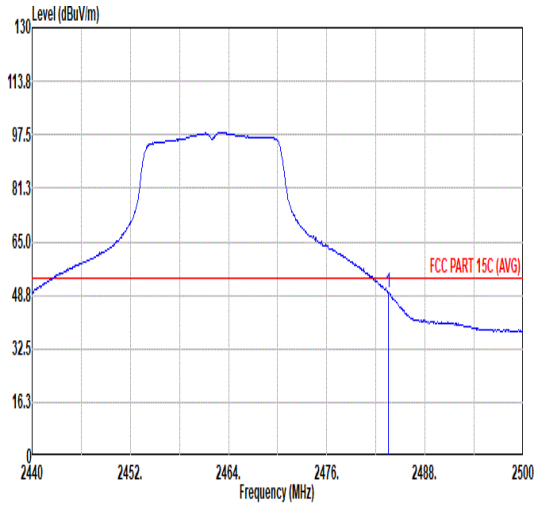 Freq Level Limit Line Margin Read Level Ant Factor Cable Loss Preamp Factor Aux Factor APos TPos Remark MHz dBuV/m dBuV/m dB dBuV dB/m dB dB dB cm deg 1 2483.50 49.53 54.00 -4.47 40.82 32.23 7.33 36.85 6.00 303 46 AVERAGE	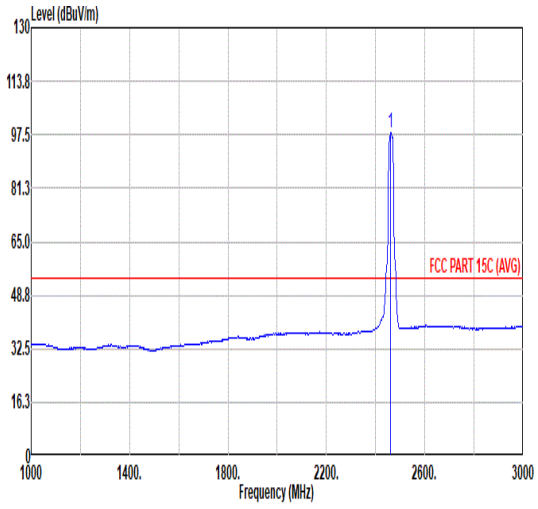 Freq Level Limit Line Margin Read Level Ant Factor Cable Loss Preamp Factor Aux Factor APos TPos Remark MHz dBuV/m dBuV/m dB dBuV dB/m dB dB dB cm deg 1 2462.00 97.92 ------ ------ 89.33 32.15 7.29 36.85 6.00 303 46 AVERAGE

Mode	6	
	Harmonic	
	2400-2483.5_802.11g_CH11_2462MHz	
ANT	6	
Pol.	Horizontal	Vertical
Peak Avg	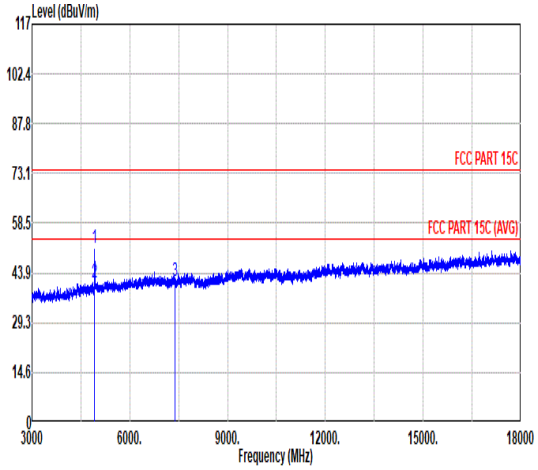 Freq Level Limit Line Margin Read Level Ant Factor Cable Loss Preamp Factor Aux Factor APos TPos Remark MHz dBuV/m dBuV/m dB dBuV dB/m dB dB dB cm deg 1 4924.00 51.18 74.00 -22.82 70.34 33.92 10.40 63.48 0.00 104 246 PEAK 2 4924.00 41.18 54.00 -12.82 60.34 33.92 10.40 63.48 0.00 104 246 AVERAGE 3 7386.00 41.70 74.00 -32.30 56.94 35.60 12.88 63.72 0.00 -- -- PEAK	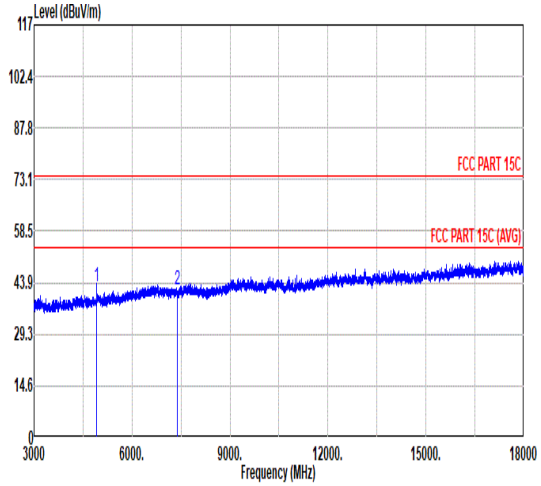 Freq Level Limit Line Margin Read Level Ant Factor Cable Loss Preamp Factor Aux Factor APos TPos Remark MHz dBuV/m dBuV/m dB dBuV dB/m dB dB dB cm deg 1 4924.00 42.62 74.00 -31.38 61.78 33.92 10.40 63.48 0.00 -- -- PEAK 2 7386.00 42.00 74.00 -32.00 57.24 35.60 12.88 63.72 0.00 -- -- PEAK

Mode	7	
	Band Edge	
	2400-2483.5_802.11ax HE20_CH01_Full _2412MHz	
ANT	6	
Pol.	Horizontal	Fundamental
Peak	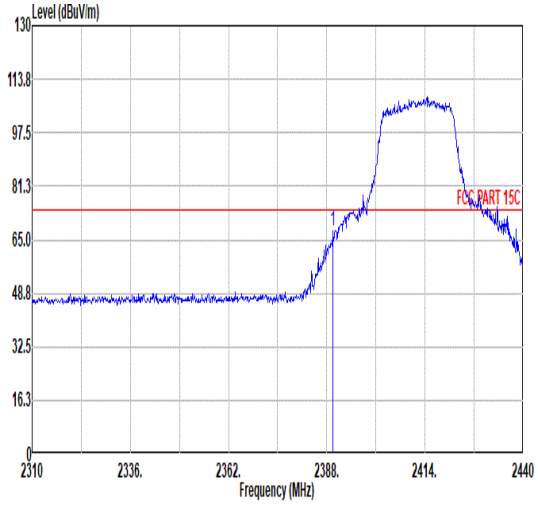 Freq Level Limit Line Margin Read Level Ant Factor Cable Loss Preamp Factor Aux Factor APos TPos Remark MHz dBuV/m dBuV/m dB dBuV dB/m dB dB dB cm deg 1 2389.69 67.73 74.00 -6.27 59.60 31.83 7.16 36.86 6.00 204 311 PEAK	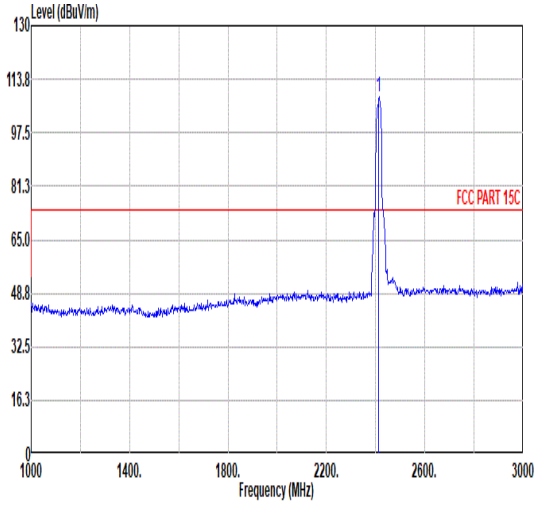 Freq Level Limit Line Margin Read Level Ant Factor Cable Loss Preamp Factor Aux Factor APos TPos Remark MHz dBuV/m dBuV/m dB dBuV dB/m dB dB dB cm deg 1 2412.00 108.47 ------ ------ 100.16 31.96 7.21 36.86 6.00 204 311 PEAK
Avg	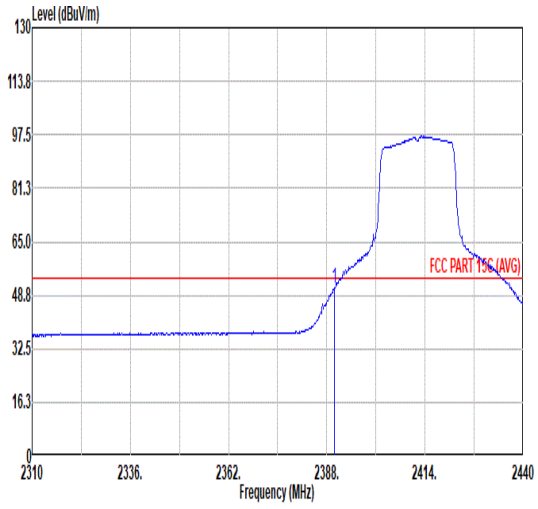 Freq Level Limit Line Margin Read Level Ant Factor Cable Loss Preamp Factor Aux Factor APos TPos Remark MHz dBuV/m dBuV/m dB dBuV dB/m dB dB dB cm deg 1 2389.95 50.96 54.00 -3.04 42.83 31.83 7.16 36.86 6.00 204 311 AVERAGE	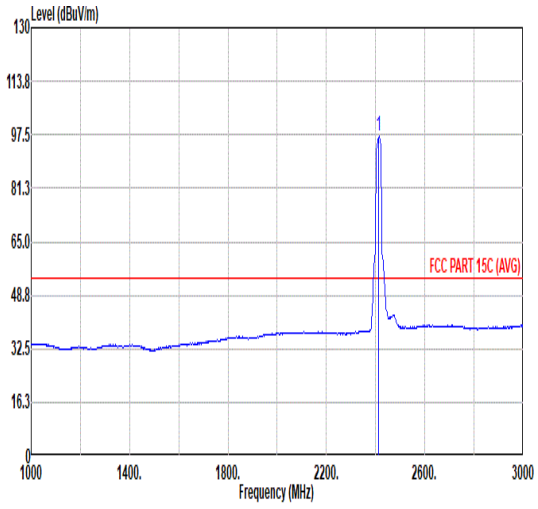 Freq Level Limit Line Margin Read Level Ant Factor Cable Loss Preamp Factor Aux Factor APos TPos Remark MHz dBuV/m dBuV/m dB dBuV dB/m dB dB dB cm deg 1 2412.00 96.90 ------ ------ 88.59 31.96 7.21 36.86 6.00 204 311 AVERAGE

Mode	7	
	Band Edge	
	2400-2483.5_802.11ax HE20_CH01_Full _2412MHz	
ANT	6	
Pol.	Vertical	Fundamental
Peak	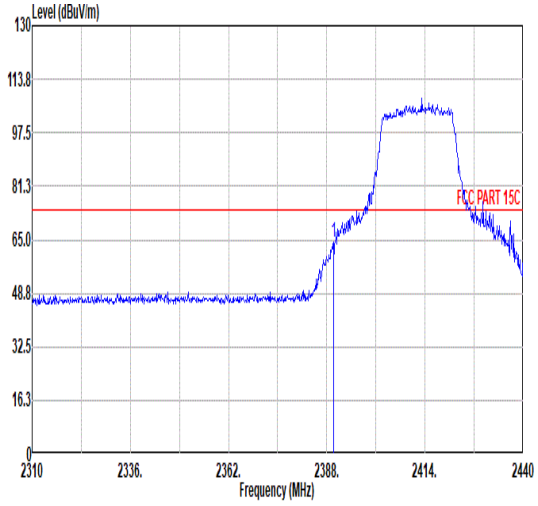 Freq Level Limit Line Margin Read Level Ant Factor Cable Loss Preamp Factor Aux Factor APos TPos Remark MHz dBuV/m dBuV/m dB dBuV dB/m dB dB dB cm deg 1 2389.82 64.31 74.00 -9.69 56.18 31.83 7.16 36.86 6.00 312 47 PEAK	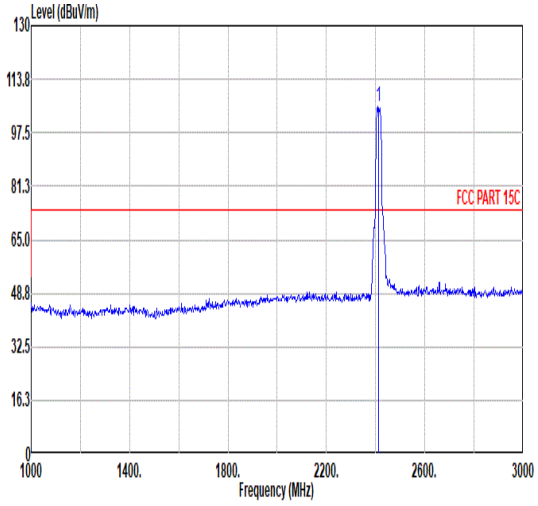 Freq Level Limit Line Margin Read Level Ant Factor Cable Loss Preamp Factor Aux Factor APos TPos Remark MHz dBuV/m dBuV/m dB dBuV dB/m dB dB dB cm deg 1 2412.00 105.28 ------ ------ 97.02 31.93 7.19 36.86 6.00 312 47 PEAK
Avg	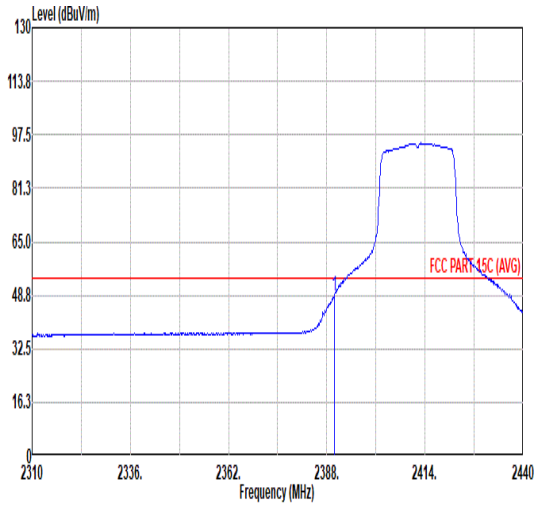 Freq Level Limit Line Margin Read Level Ant Factor Cable Loss Preamp Factor Aux Factor APos TPos Remark MHz dBuV/m dBuV/m dB dBuV dB/m dB dB dB cm deg 1 2389.95 48.35 54.00 -5.65 40.22 31.83 7.16 36.86 6.00 312 47 AVERAGE	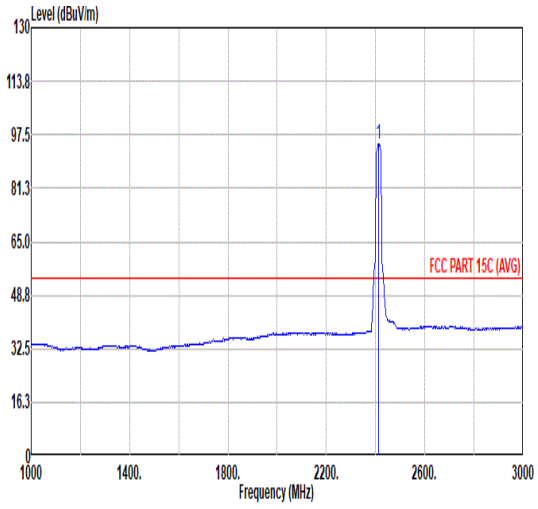 Freq Level Limit Line Margin Read Level Ant Factor Cable Loss Preamp Factor Aux Factor APos TPos Remark MHz dBuV/m dBuV/m dB dBuV dB/m dB dB dB cm deg 1 2412.00 94.74 ------ ------ 86.45 31.95 7.20 36.86 6.00 312 47 AVERAGE

Mode	7	
	Harmonic	
	2400-2483.5_802.11ax HE20_CH01_Full _2412MHz	
ANT	6	
Pol.	Horizontal	Vertical
Peak Avg	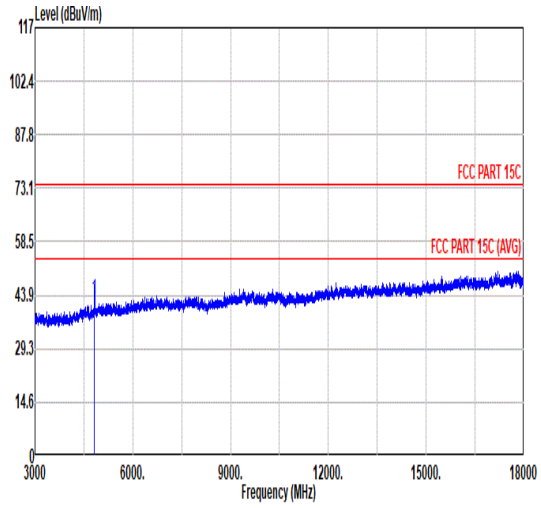 Freq Level Limit Line Margin Read Level Ant Factor Cable Loss Preamp Factor Aux Factor APos TPos Remark MHz dBuV/m dBuV/m dB dBuV dB/m dB dB dB cm deg 1 4824.00 42.66 74.00 -31.34 61.80 34.05 10.29 63.48 0.00 -- -- PEAK	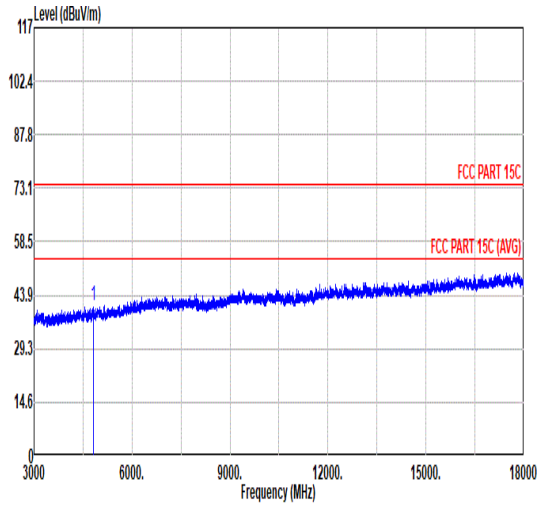 Freq Level Limit Line Margin Read Level Ant Factor Cable Loss Preamp Factor Aux Factor APos TPos Remark MHz dBuV/m dBuV/m dB dBuV dB/m dB dB dB cm deg 1 4824.00 41.17 74.00 -32.83 60.31 34.05 10.29 63.48 0.00 -- -- PEAK

Mode	8	
	Harmonic	
	2400-2483.5_802.11ax HE20_CH06_Full _2437MHz	
ANT	6	
Pol.	Horizontal	Vertical
Peak Avg	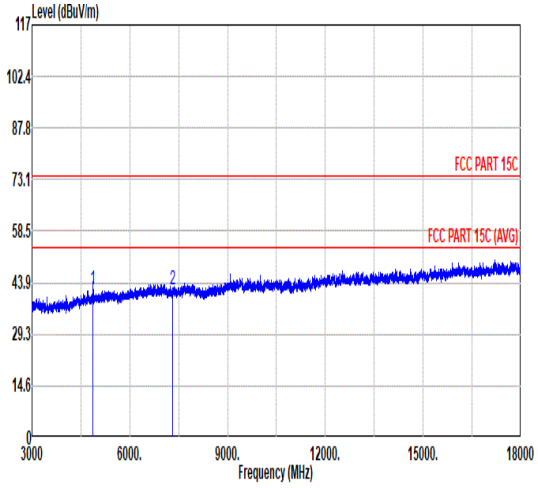 Freq Level Limit Line Margin Read Level Ant Factor Cable Loss Preamp Factor Aux Factor APos TPos Remark MHz dBuV/m dBuV/m dB dBuV dB/m dB dB dB cm deg 1 4874.00 41.75 74.00 -32.25 60.94 33.95 10.34 63.48 0.00 -- -- PEAK 2 7311.00 42.04 74.00 -31.96 57.33 35.60 12.78 63.67 0.00 -- -- PEAK	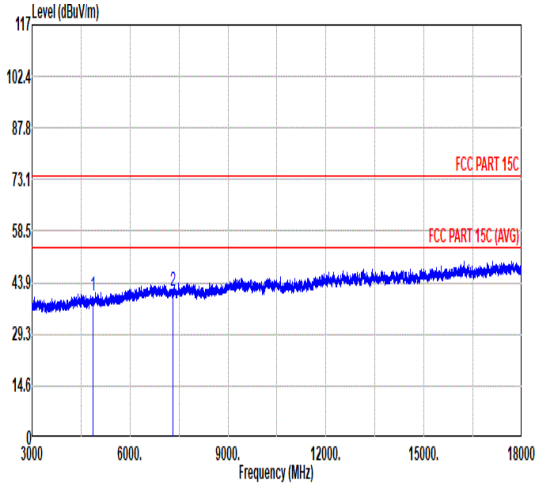 Freq Level Limit Line Margin Read Level Ant Factor Cable Loss Preamp Factor Aux Factor APos TPos Remark MHz dBuV/m dBuV/m dB dBuV dB/m dB dB dB cm deg 1 4874.00 40.07 74.00 -33.93 59.26 33.95 10.34 63.48 0.00 -- -- PEAK 2 7311.00 41.61 74.00 -32.39 56.90 35.60 12.78 63.67 0.00 -- -- PEAK

Mode	9	
	Band Edge	
	2400-2483.5_802.11ax HE20_CH11_Full _2462MHz	
ANT	6	
Pol.	Horizontal	Fundamental
Peak	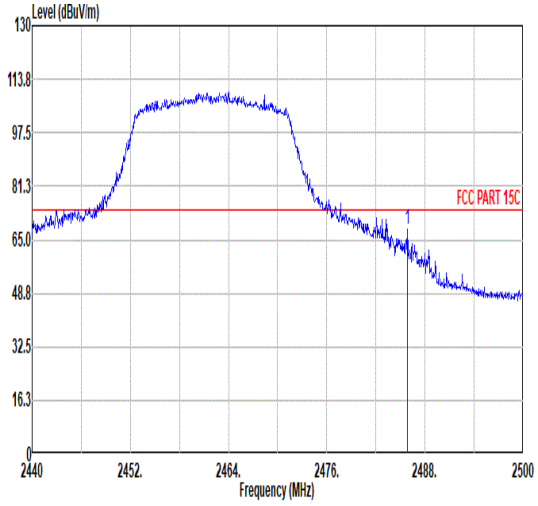 Freq Level Limit Line Margin Read Level Ant Factor Cable Loss Preamp Factor Aux Factor APos TPos Remark MHz dBuV/m dBuV/m dB dBuV dB/m dB dB dB cm deg 1 2485.84 68.29 74.00 -5.71 59.57 32.24 7.33 36.85 6.00 101 80 PEAK	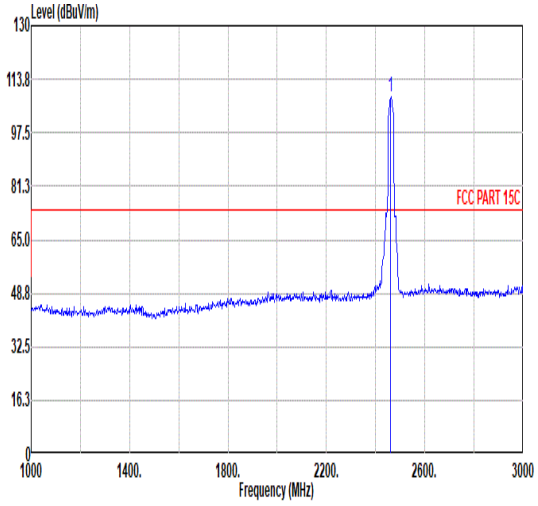 Freq Level Limit Line Margin Read Level Ant Factor Cable Loss Preamp Factor Aux Factor APos TPos Remark MHz dBuV/m dBuV/m dB dBuV dB/m dB dB dB cm deg 1 2462.00 108.26 ------ ------ 99.65 32.16 7.30 36.85 6.00 101 80 PEAK
Avg	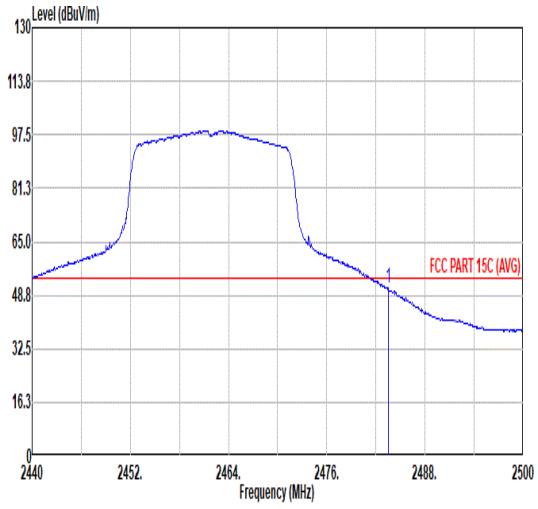 Freq Level Limit Line Margin Read Level Ant Factor Cable Loss Preamp Factor Aux Factor APos TPos Remark MHz dBuV/m dBuV/m dB dBuV dB/m dB dB dB cm deg 1 2483.50 50.93 54.00 -3.07 42.22 32.23 7.33 36.85 6.00 101 80 AVERAGE	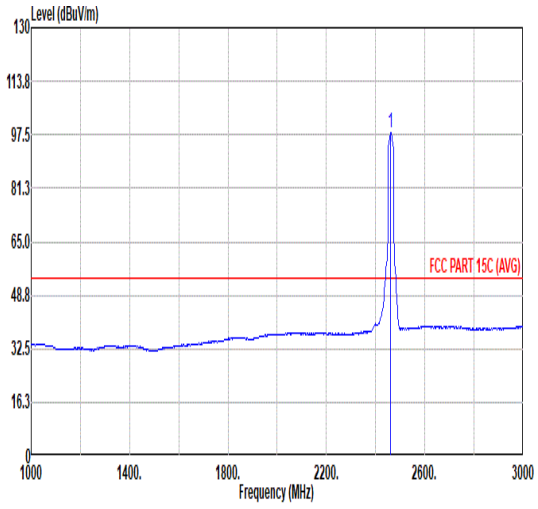 Freq Level Limit Line Margin Read Level Ant Factor Cable Loss Preamp Factor Aux Factor APos TPos Remark MHz dBuV/m dBuV/m dB dBuV dB/m dB dB dB cm deg 1 2462.00 98.05 ------ ------ 89.44 32.16 7.30 36.85 6.00 101 80 AVERAGE

Mode	9	
	Band Edge	
	2400-2483.5_802.11ax HE20_CH11_Full _2462MHz	
ANT	6	
Pol.	Vertical	Fundamental
Peak	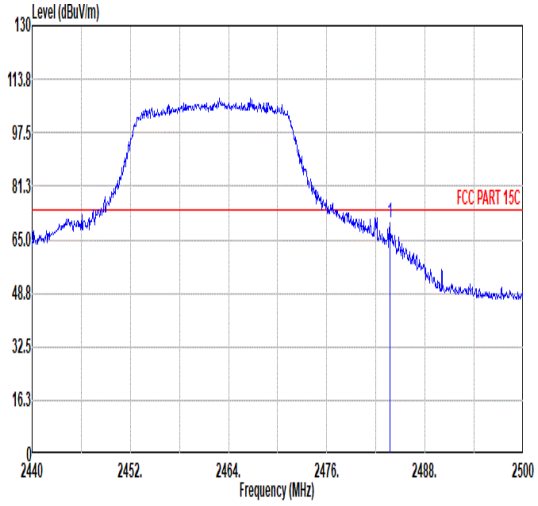 Freq Level Limit Line Margin Read Level Ant Factor Cable Loss Preamp Factor Aux Factor APos TPos Remark MHz dBuV/m dBuV/m dB dBuV dB/m dB dB dB cm deg 1 2483.68 70.25 74.00 -3.75 61.54 32.23 7.33 36.85 6.00 302 44 PEAK	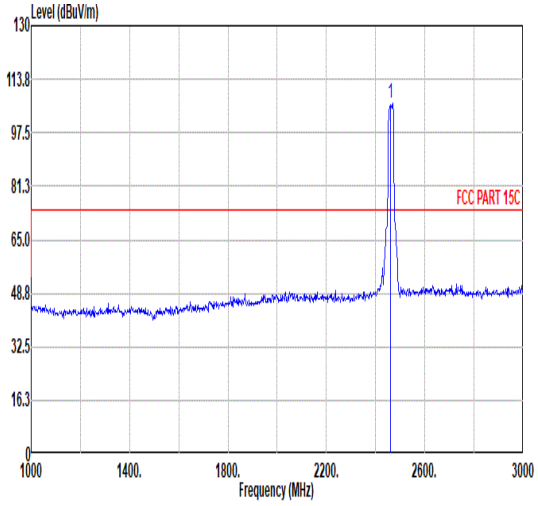 Freq Level Limit Line Margin Read Level Ant Factor Cable Loss Preamp Factor Aux Factor APos TPos Remark MHz dBuV/m dBuV/m dB dBuV dB/m dB dB dB cm deg 1 2462.00 106.68 ------ ------ 98.04 32.18 7.31 36.85 6.00 302 44 PEAK
Avg	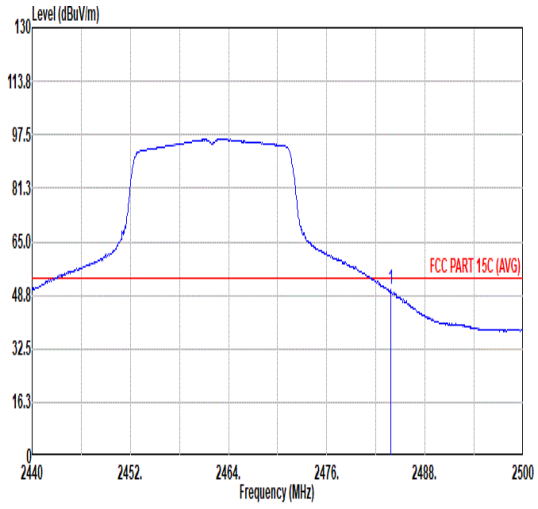 Freq Level Limit Line Margin Read Level Ant Factor Cable Loss Preamp Factor Aux Factor APos TPos Remark MHz dBuV/m dBuV/m dB dBuV dB/m dB dB dB cm deg 1 2483.80 50.69 54.00 -3.31 41.97 32.24 7.33 36.85 6.00 302 44 AVERAGE	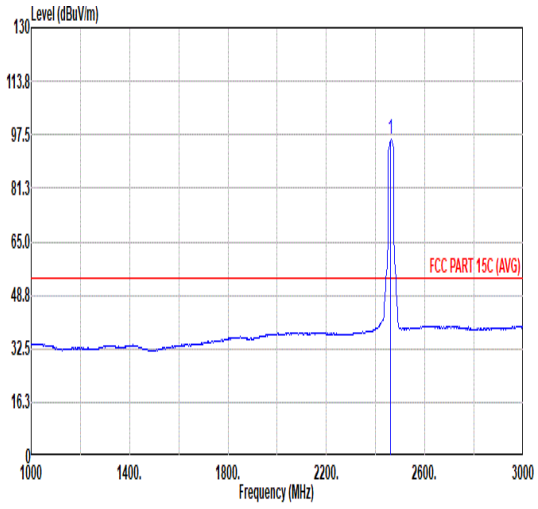 Freq Level Limit Line Margin Read Level Ant Factor Cable Loss Preamp Factor Aux Factor APos TPos Remark MHz dBuV/m dBuV/m dB dBuV dB/m dB dB dB cm deg 1 2462.00 96.06 ------ ------ 87.45 32.16 7.30 36.85 6.00 302 44 AVERAGE

Mode	9	
	Harmonic	
	2400-2483.5_802.11ax HE20_CH11_Full _2462MHz	
ANT	6	
Pol.	Horizontal	Vertical
Peak Avg	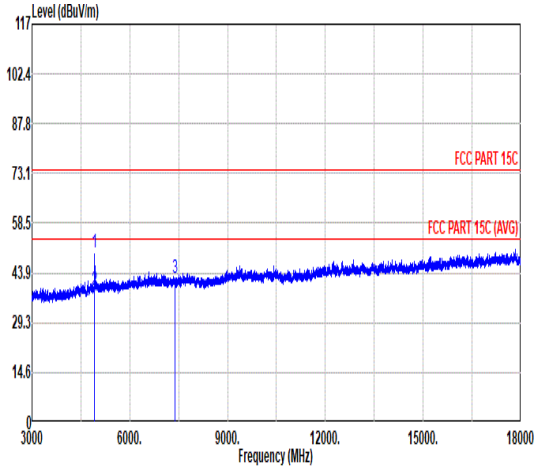 Freq Level Limit Line Margin Read Level Ant Factor Cable Loss Preamp Factor Aux Factor APos TPos Remark MHz dBuV/m dBuV/m dB dBuV dB/m dB dB dB cm deg 1 4924.00 49.93 74.00 -24.07 69.09 33.92 10.40 63.48 0.00 101 244 PEAK 2 4924.00 38.77 54.00 -15.23 57.93 33.92 10.40 63.48 0.00 101 244 AVERAGE 3 7386.00 42.20 74.00 -31.80 57.44 35.60 12.88 63.72 0.00 -- -- PEAK	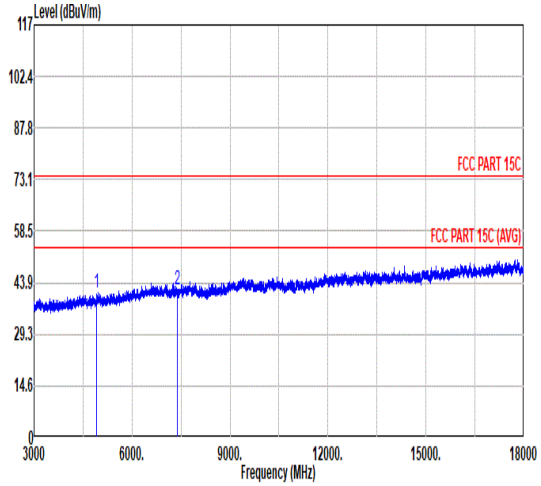 Freq Level Limit Line Margin Read Level Ant Factor Cable Loss Preamp Factor Aux Factor APos TPos Remark MHz dBuV/m dBuV/m dB dBuV dB/m dB dB dB cm deg 1 4924.00 41.25 74.00 -32.75 60.41 33.92 10.40 63.48 0.00 -- -- PEAK 2 7386.00 41.84 74.00 -32.16 57.08 35.60 12.88 63.72 0.00 -- -- PEAK

Mode	10	
	Band Edge	
	2400-2483.5_802.11ax HE20_CH01_ RU26/0_2412MHz	
ANT	6	
Pol.	Horizontal	Fundamental
Peak	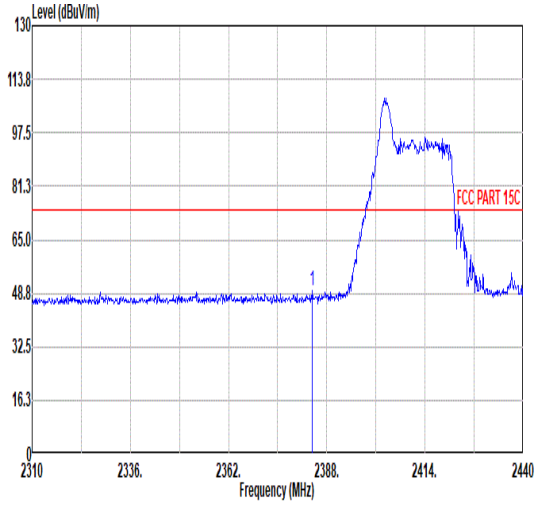 Freq Level Limit Line Margin Read Level Ant Factor Cable Loss Preamp Factor Aux Factor APos TPos Remark MHz dBuV/m dBuV/m dB dBuV dB/m dB dB dB cm deg 1 2384.23 49.34 74.00 -24.66 41.26 31.79 7.15 36.86 6.00 305 309 PEAK	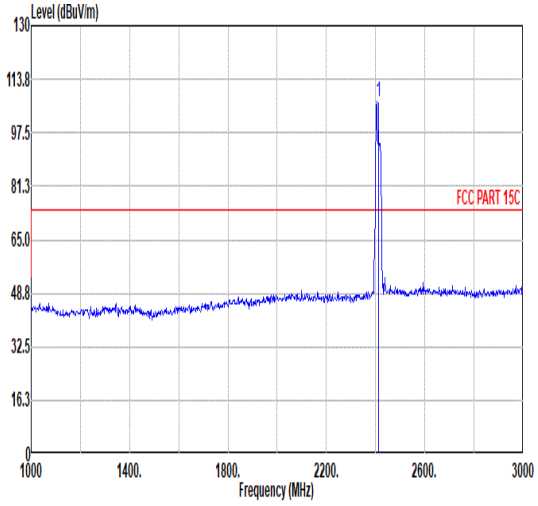 Freq Level Limit Line Margin Read Level Ant Factor Cable Loss Preamp Factor Aux Factor APos TPos Remark MHz dBuV/m dBuV/m dB dBuV dB/m dB dB dB cm deg 1 2412.00 107.16 ------ ------ 98.91 31.92 7.19 36.86 6.00 305 309 PEAK
Avg	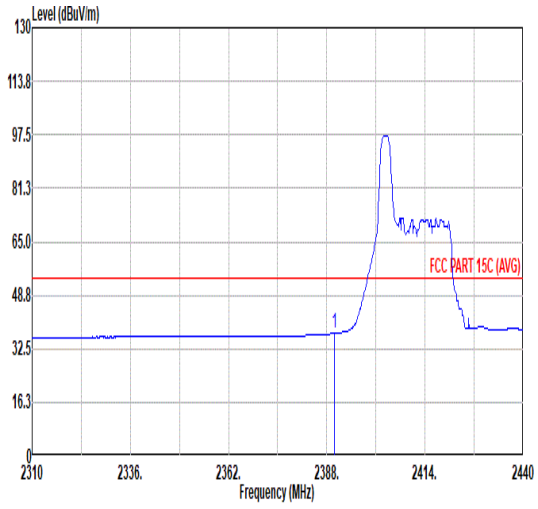 Freq Level Limit Line Margin Read Level Ant Factor Cable Loss Preamp Factor Aux Factor APos TPos Remark MHz dBuV/m dBuV/m dB dBuV dB/m dB dB dB cm deg 1 2389.95 37.19 54.00 -16.81 29.06 31.83 7.16 36.86 6.00 305 309 AVERAGE	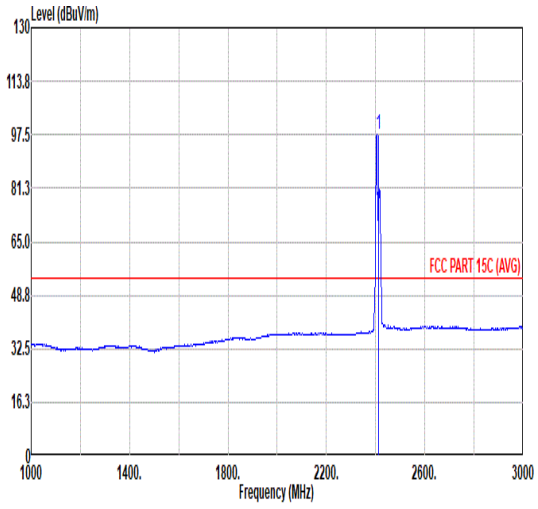 Freq Level Limit Line Margin Read Level Ant Factor Cable Loss Preamp Factor Aux Factor APos TPos Remark MHz dBuV/m dBuV/m dB dBuV dB/m dB dB dB cm deg 1 2412.00 97.43 ------ ------ 89.18 31.92 7.19 36.86 6.00 305 309 AVERAGE

Mode	10	
	Band Edge	
	2400-2483.5_802.11ax HE20_CH01_ RU26/0_2412MHz	
ANT	6	
Pol.	Vertical	Fundamental
Peak	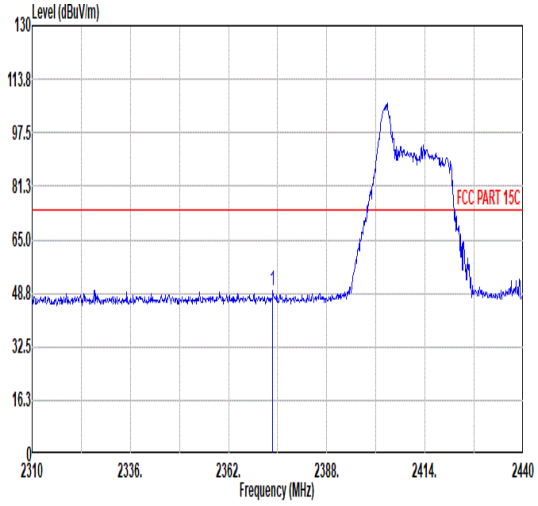 Freq Level Limit Line Margin Read Level Ant Factor Cable Loss Preamp Factor Aux Factor APos TPos Remark MHz dBuV/m dBuV/m dB dBuV dB/m dB dB dB cm deg 1 2373.70 49.53 74.00 -24.47 41.54 31.72 7.14 36.87 6.00 361 45 PEAK	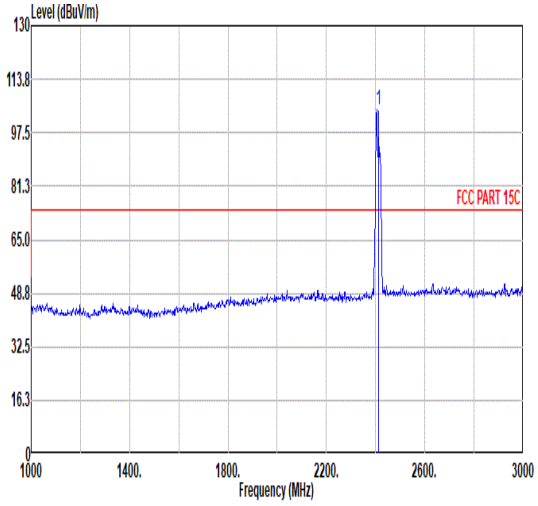 Freq Level Limit Line Margin Read Level Ant Factor Cable Loss Preamp Factor Aux Factor APos TPos Remark MHz dBuV/m dBuV/m dB dBuV dB/m dB dB dB cm deg 1 2412.00 104.60 ------ ------ 96.35 31.92 7.19 36.86 6.00 361 45 PEAK
Avg	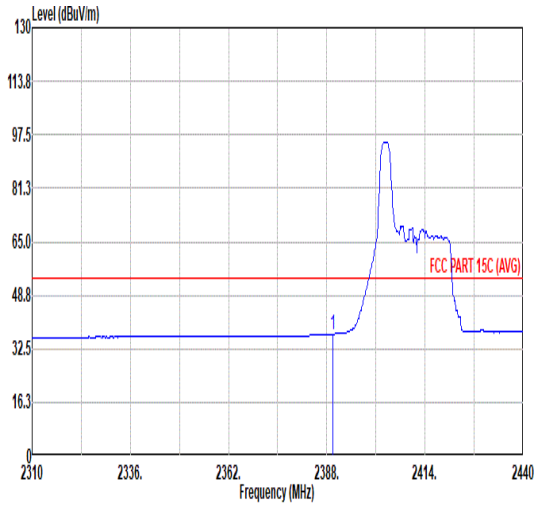 Freq Level Limit Line Margin Read Level Ant Factor Cable Loss Preamp Factor Aux Factor APos TPos Remark MHz dBuV/m dBuV/m dB dBuV dB/m dB dB dB cm deg 1 2389.69 36.97 54.00 -17.03 28.84 31.83 7.16 36.86 6.00 361 45 AVERAGE	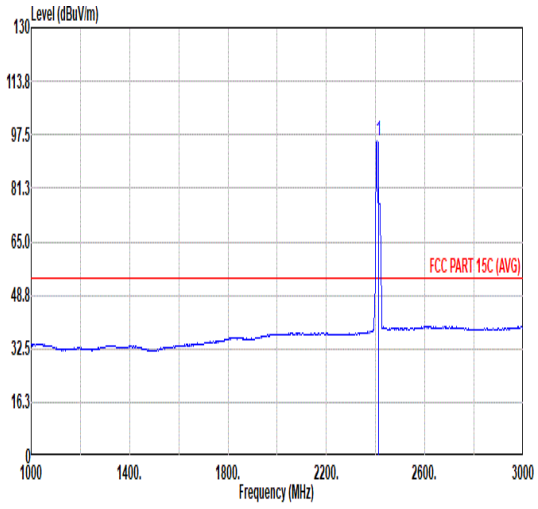 Freq Level Limit Line Margin Read Level Ant Factor Cable Loss Preamp Factor Aux Factor APos TPos Remark MHz dBuV/m dBuV/m dB dBuV dB/m dB dB dB cm deg 1 2412.00 95.58 ------ ------ 87.33 31.92 7.19 36.86 6.00 361 45 AVERAGE

Mode	11	
	Band Edge	
	2400-2483.5_802.11ax HE20_CH01_RU52/37_2412MHz	
ANT	6	
Pol.	Horizontal	Fundamental
Peak	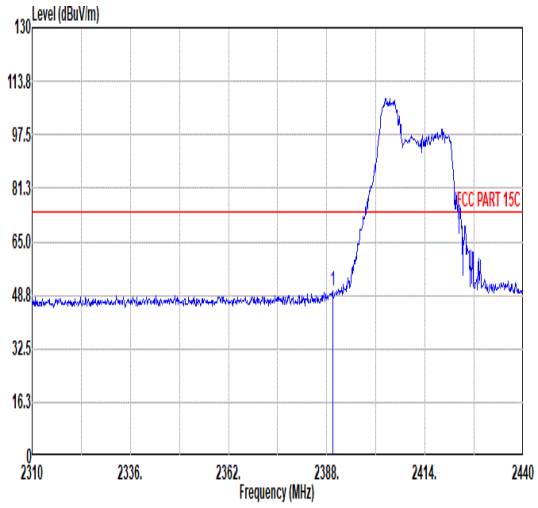 Freq Level Limit Line Margin Read Level Ant Factor Cable Loss Preamp Factor Aux Factor APos TPos Remark MHz dBuV/m dBuV/m dB dBuV dB/m dB dB dB cm deg 1 2389.56 50.23 74.00 -23.77 42.10 31.83 7.16 36.86 6.00 306 308 PEAK	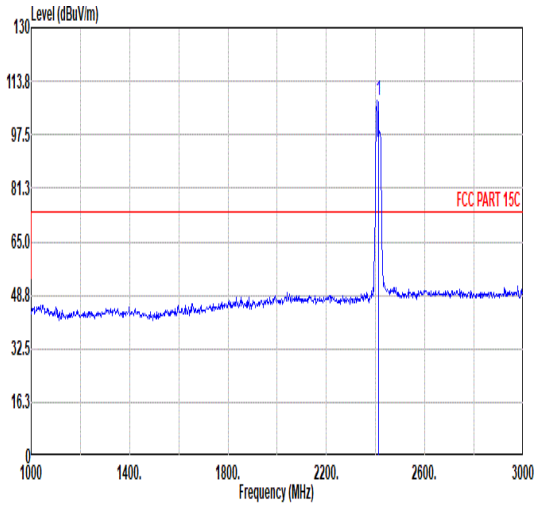 Freq Level Limit Line Margin Read Level Ant Factor Cable Loss Preamp Factor Aux Factor APos TPos Remark MHz dBuV/m dBuV/m dB dBuV dB/m dB dB dB cm deg 1 2412.00 107.85 ------ ------ 99.60 31.92 7.19 36.86 6.00 306 308 PEAK
Avg	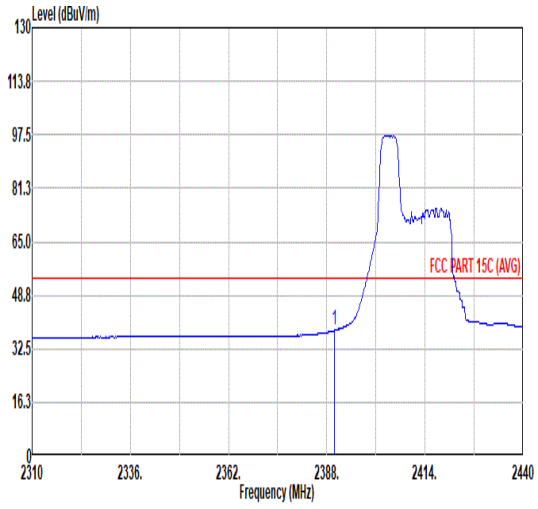 Freq Level Limit Line Margin Read Level Ant Factor Cable Loss Preamp Factor Aux Factor APos TPos Remark MHz dBuV/m dBuV/m dB dBuV dB/m dB dB dB cm deg 1 2389.95 38.03 54.00 -15.97 29.90 31.83 7.16 36.86 6.00 306 308 AVERAGE	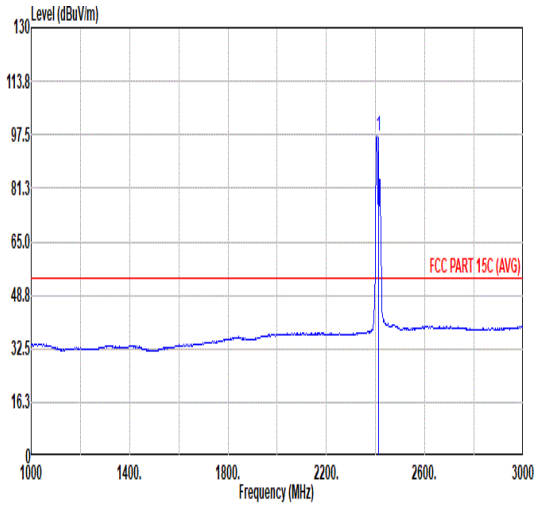 Freq Level Limit Line Margin Read Level Ant Factor Cable Loss Preamp Factor Aux Factor APos TPos Remark MHz dBuV/m dBuV/m dB dBuV dB/m dB dB dB cm deg 1 2412.00 97.32 ------ ------ 89.07 31.92 7.19 36.86 6.00 306 308 AVERAGE

Mode	11	
	Band Edge	
	2400-2483.5_802.11ax HE20_CH01_RU52/37_2412MHz	
ANT	6	
Pol.	Vertical	Fundamental
Peak	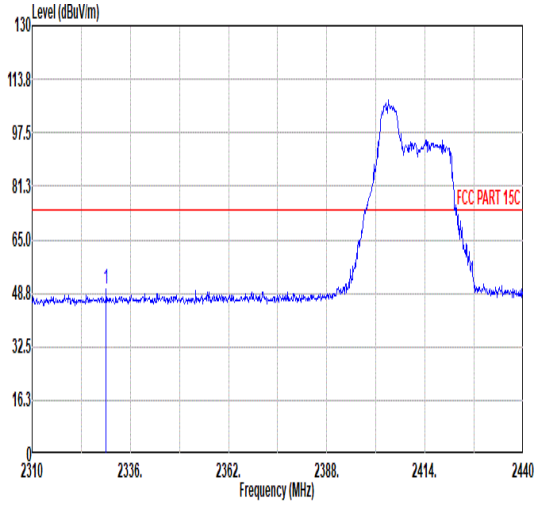 Freq Level Limit Line Margin Read Level Ant Factor Cable Loss Preamp Factor Aux Factor APos TPos Remark MHz dBuV/m dBuV/m dB dBuV dB/m dB dB dB cm deg 1 2329.63 50.11 74.00 -23.89 42.50 31.41 7.07 36.87 6.00 362 46 PEAK	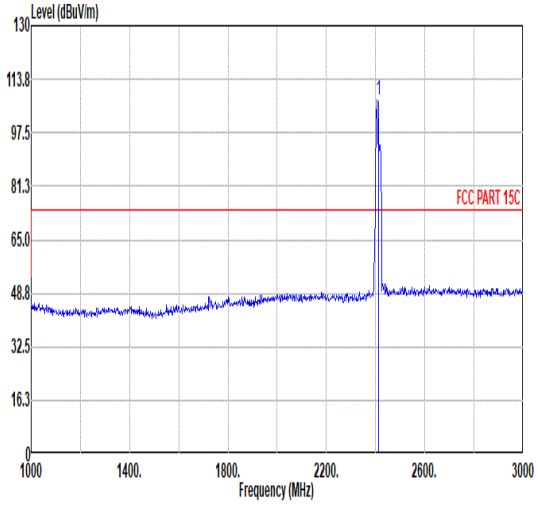 Freq Level Limit Line Margin Read Level Ant Factor Cable Loss Preamp Factor Aux Factor APos TPos Remark MHz dBuV/m dBuV/m dB dBuV dB/m dB dB dB cm deg 1 2412.00 107.21 ------ ------ 98.96 31.92 7.19 36.86 6.00 362 46 PEAK
Avg	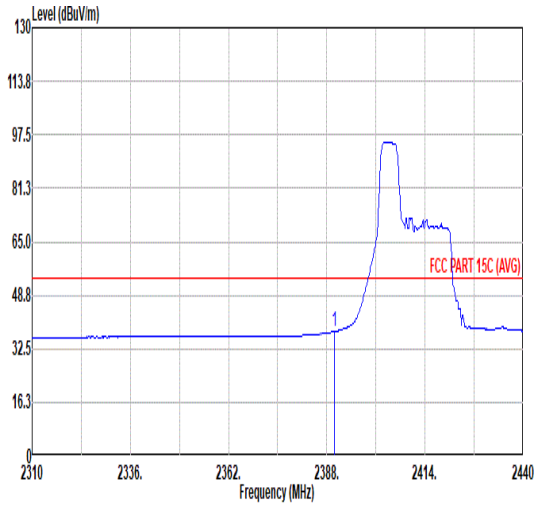 Freq Level Limit Line Margin Read Level Ant Factor Cable Loss Preamp Factor Aux Factor APos TPos Remark MHz dBuV/m dBuV/m dB dBuV dB/m dB dB dB cm deg 1 2389.95 37.73 54.00 -16.27 29.60 31.83 7.16 36.86 6.00 362 46 AVERAGE	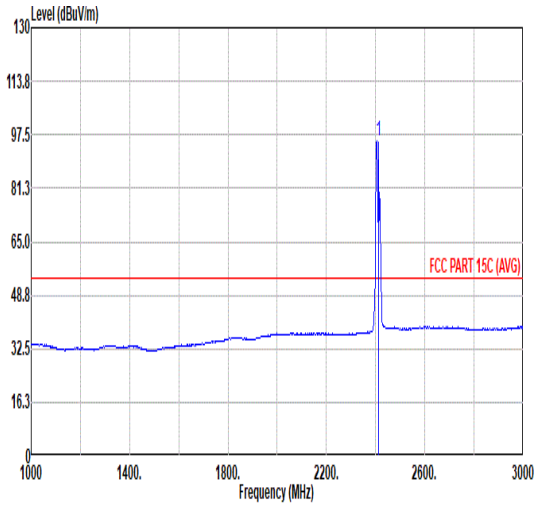 Freq Level Limit Line Margin Read Level Ant Factor Cable Loss Preamp Factor Aux Factor APos TPos Remark MHz dBuV/m dBuV/m dB dBuV dB/m dB dB dB cm deg 1 2412.00 95.42 ------ ------ 87.17 31.92 7.19 36.86 6.00 362 46 AVERAGE

Mode	12	
	Band Edge	
	2400-2483.5_802.11ax HE20_CH01_RU106/53_2412MHz	
ANT	6	
Pol.	Horizontal	Fundamental
Peak	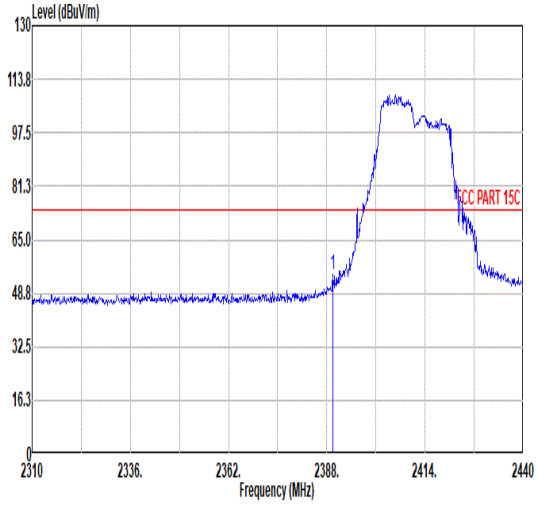 Freq Level Limit Line Margin Read Level Ant Factor Cable Loss Preamp Factor Aux Factor APos TPos Remark MHz dBuV/m dBuV/m dB dBuV dB/m dB dB dB cm deg 1 2389.56 54.32 74.00 -19.68 46.19 31.83 7.16 36.86 6.00 302 308 PEAK	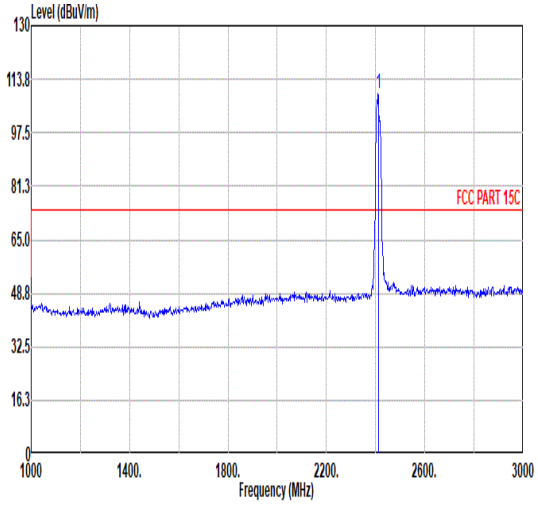 Freq Level Limit Line Margin Read Level Ant Factor Cable Loss Preamp Factor Aux Factor APos TPos Remark MHz dBuV/m dBuV/m dB dBuV dB/m dB dB dB cm deg 1 2412.00 109.40 ------ ------ 101.12 31.94 7.20 36.86 6.00 302 308 PEAK
Avg	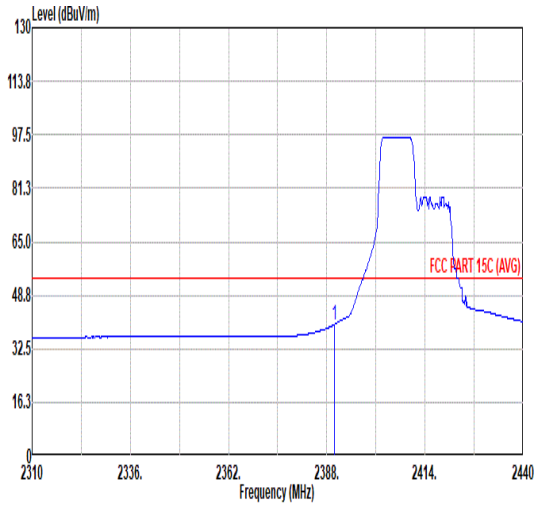 Freq Level Limit Line Margin Read Level Ant Factor Cable Loss Preamp Factor Aux Factor APos TPos Remark MHz dBuV/m dBuV/m dB dBuV dB/m dB dB dB cm deg 1 2389.95 39.92 54.00 -14.08 31.79 31.83 7.16 36.86 6.00 302 308 AVERAGE	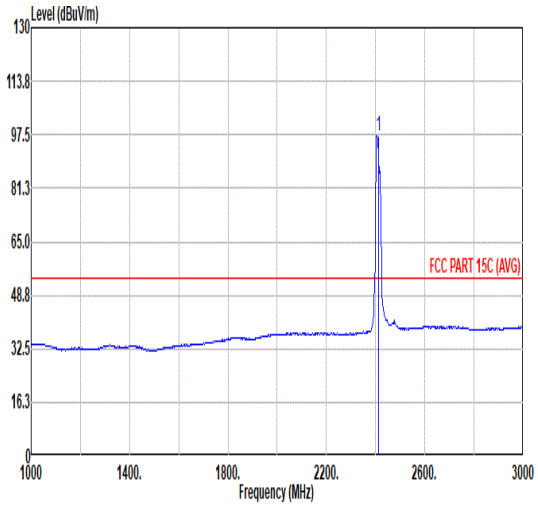 Freq Level Limit Line Margin Read Level Ant Factor Cable Loss Preamp Factor Aux Factor APos TPos Remark MHz dBuV/m dBuV/m dB dBuV dB/m dB dB dB cm deg 1 2412.00 97.12 ------ ------ 88.87 31.92 7.19 36.86 6.00 302 308 AVERAGE

Mode	12	
	Band Edge	
	2400-2483.5_802.11ax HE20_CH01_RU106/53_2412MHz	
ANT	6	
Pol.	Vertical	Fundamental
Peak	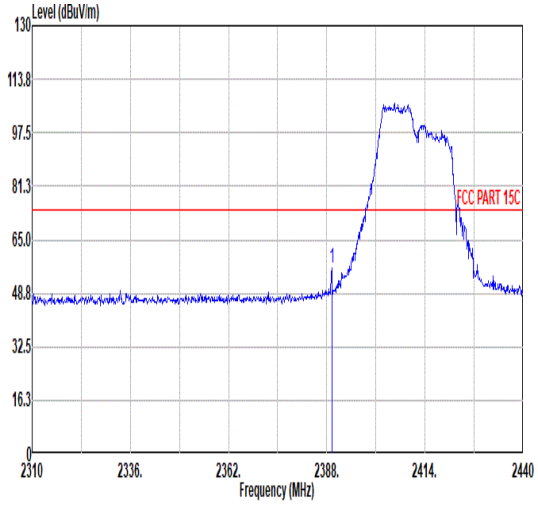 Freq Level Limit Line Margin Read Level Ant Factor Cable Loss Preamp Factor Aux Factor APos TPos Remark MHz dBuV/m dBuV/m dB dBuV dB/m dB dB dB cm deg 1 2389.30 56.23 74.00 -17.77 48.10 31.83 7.16 36.86 6.00 362 45 PEAK	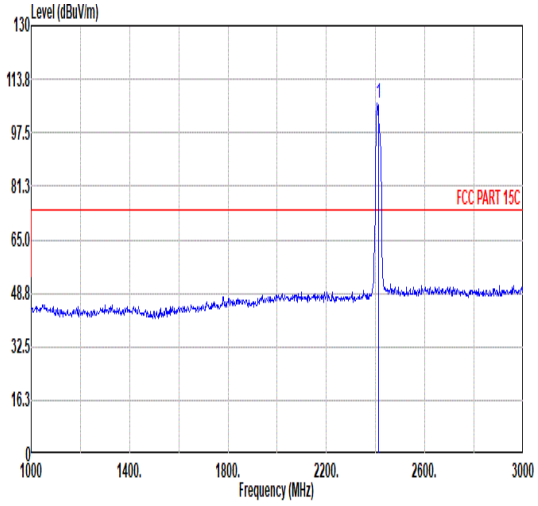 Freq Level Limit Line Margin Read Level Ant Factor Cable Loss Preamp Factor Aux Factor APos TPos Remark MHz dBuV/m dBuV/m dB dBuV dB/m dB dB dB cm deg 1 2412.00 106.28 ------ ------ 98.03 31.92 7.19 36.86 6.00 362 45 PEAK
Avg	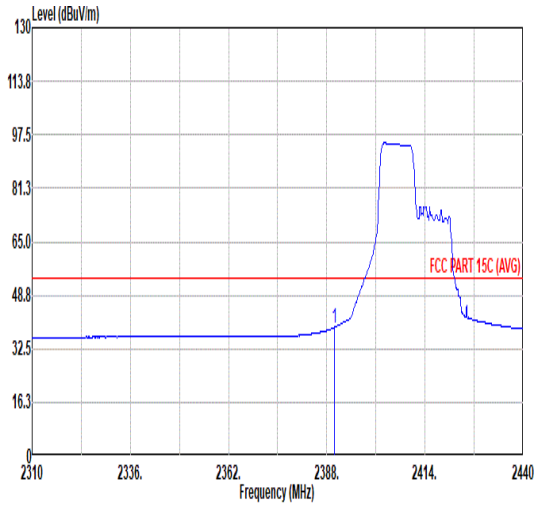 Freq Level Limit Line Margin Read Level Ant Factor Cable Loss Preamp Factor Aux Factor APos TPos Remark MHz dBuV/m dBuV/m dB dBuV dB/m dB dB dB cm deg 1 2389.95 38.99 54.00 -15.01 30.86 31.83 7.16 36.86 6.00 362 45 AVERAGE	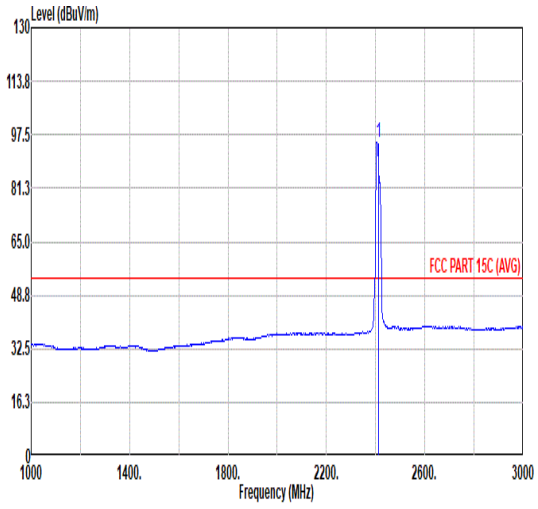 Freq Level Limit Line Margin Read Level Ant Factor Cable Loss Preamp Factor Aux Factor APos TPos Remark MHz dBuV/m dBuV/m dB dBuV dB/m dB dB dB cm deg 1 2412.00 95.27 ------ ------ 87.02 31.92 7.19 36.86 6.00 362 45 AVERAGE

Mode	13	
	Band Edge	
	2400-2483.5_802.11ax HE20_CH11_RU26/8_2462MHz	
ANT	6	
Pol.	Horizontal	Fundamental
Peak	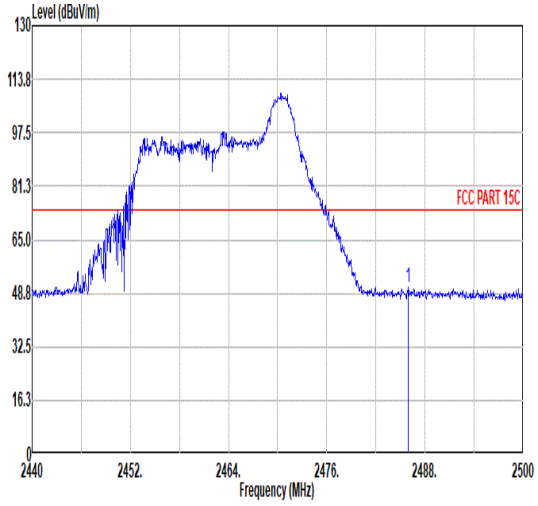 Freq Level Limit Line Margin Read Level Ant Factor Cable Loss Preamp Factor Aux Factor APos TPos Remark MHz dBuV/m dBuV/m dB dBuV dB/m dB dB dB cm deg 1 2485.96 50.55 74.00 -23.45 41.83 32.24 7.33 36.85 6.00 285 312 PEAK	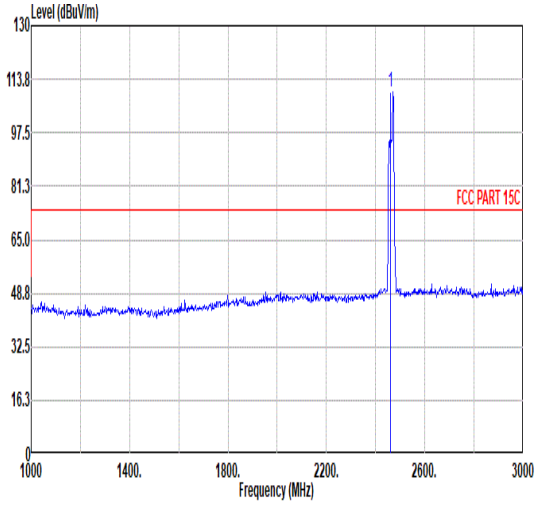 Freq Level Limit Line Margin Read Level Ant Factor Cable Loss Preamp Factor Aux Factor APos TPos Remark MHz dBuV/m dBuV/m dB dBuV dB/m dB dB dB cm deg 1 2462.00 110.11 ------ ------ 101.47 32.18 7.31 36.85 6.00 285 312 PEAK
Avg	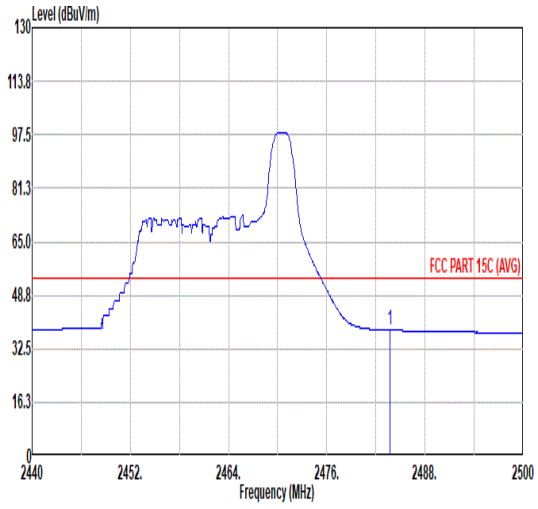 Freq Level Limit Line Margin Read Level Ant Factor Cable Loss Preamp Factor Aux Factor APos TPos Remark MHz dBuV/m dBuV/m dB dBuV dB/m dB dB dB cm deg 1 2483.68 38.21 54.00 -15.79 29.50 32.23 7.33 36.85 6.00 285 312 AVERAGE	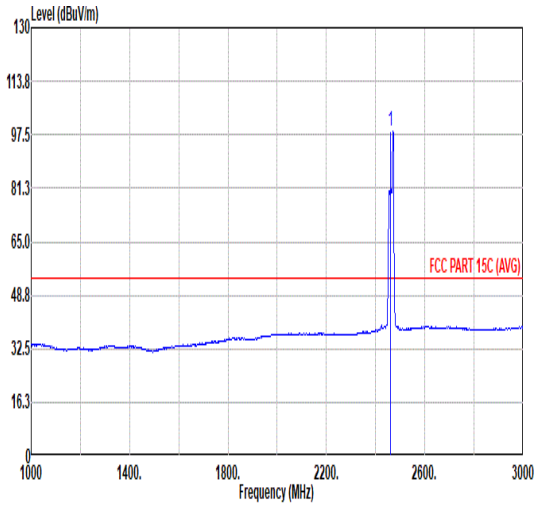 Freq Level Limit Line Margin Read Level Ant Factor Cable Loss Preamp Factor Aux Factor APos TPos Remark MHz dBuV/m dBuV/m dB dBuV dB/m dB dB dB cm deg 1 2462.00 98.55 ------ ------ 89.91 32.18 7.31 36.85 6.00 285 312 AVERAGE

Mode	13	
	Band Edge	
	2400-2483.5_802.11ax HE20_CH11_RU26/8_2462MHz	
ANT	6	
Pol.	Vertical	Fundamental
Peak	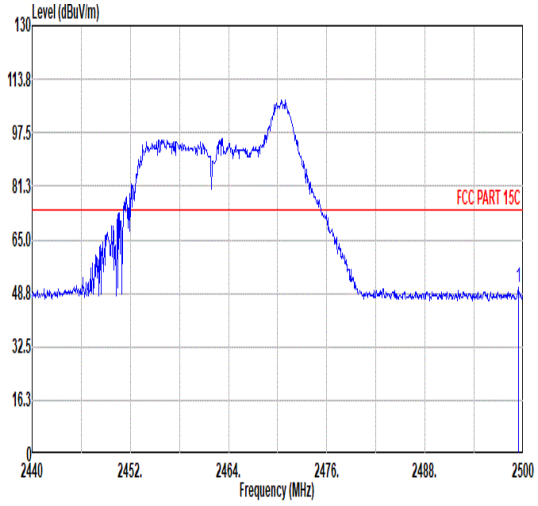 Limit Read Ant Cable Preamp Aux APos TPos Freq Level Line Margin Level Factor Loss Factor Factor Remark MHz dBuV/m dBuV/m dB dBuV dB/m dB dB dB cm deg 1 2499.40 50.48 74.00 -23.52 41.67 32.30 7.36 36.85 6.00 339 48 PEAK	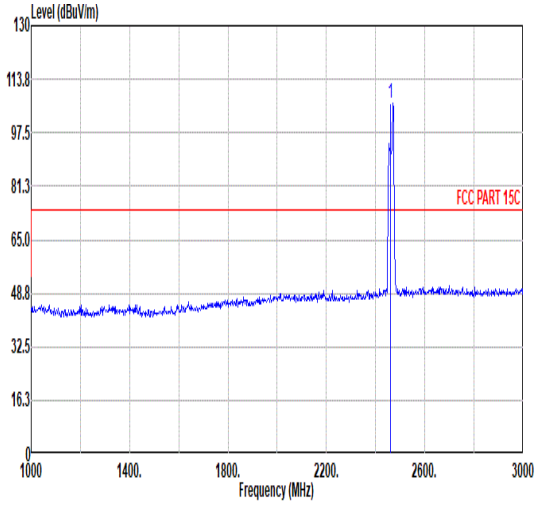 Limit Read Ant Cable Preamp Aux APos TPos Freq Level Line Margin Level Factor Loss Factor Factor Remark MHz dBuV/m dBuV/m dB dBuV dB/m dB dB dB cm deg 1 2462.00 106.24 ------ ------ 97.60 32.18 7.31 36.85 6.00 339 48 PEAK
Avg	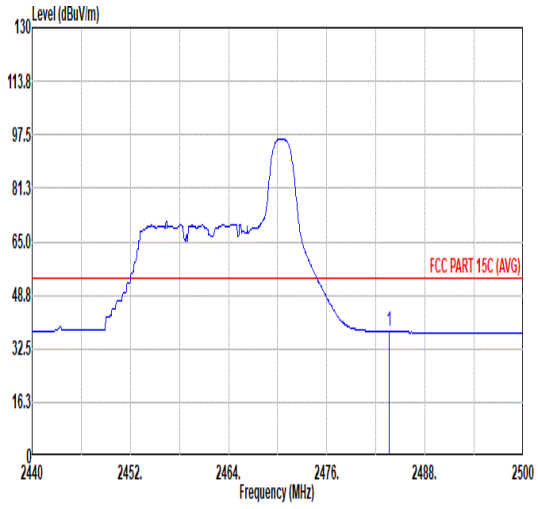 Limit Read Ant Cable Preamp Aux APos TPos Freq Level Line Margin Level Factor Loss Factor Factor Remark MHz dBuV/m dBuV/m dB dBuV dB/m dB dB dB cm deg 1 2483.62 37.64 54.00 -16.36 28.93 32.23 7.33 36.85 6.00 339 48 AVERAGE	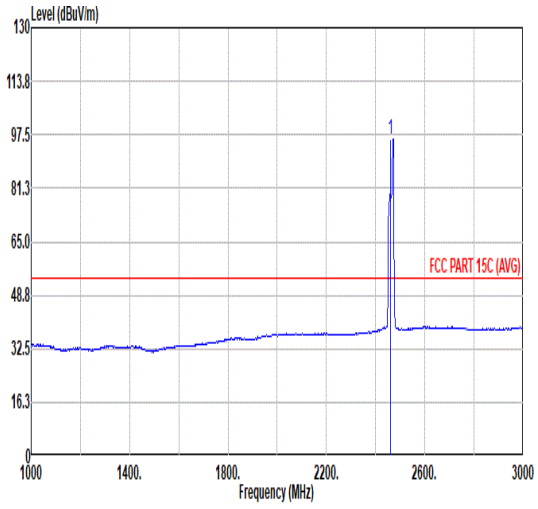 Limit Read Ant Cable Preamp Aux APos TPos Freq Level Line Margin Level Factor Loss Factor Factor Remark MHz dBuV/m dBuV/m dB dBuV dB/m dB dB dB cm deg 1 2462.00 96.29 ------ ------ 87.65 32.18 7.31 36.85 6.00 339 48 AVERAGE

Mode	14	
	Band Edge	
	2400-2483.5_802.11ax HE20_CH11_RU52/40_2462MHz	
ANT	6	
Pol.	Horizontal	Fundamental
Peak	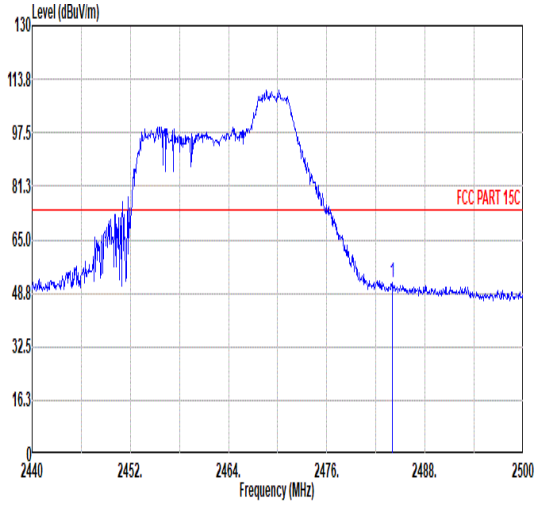 Freq Level Limit Line Margin Read Level Ant Factor Cable Loss Preamp Factor Aux Factor APos TPos Remark MHz dBuV/m dBuV/m dB dBuV dB/m dB dB dB cm deg 1 2483.98 51.85 74.00 -22.15 43.13 32.24 7.33 36.85 6.00 284 312 PEAK	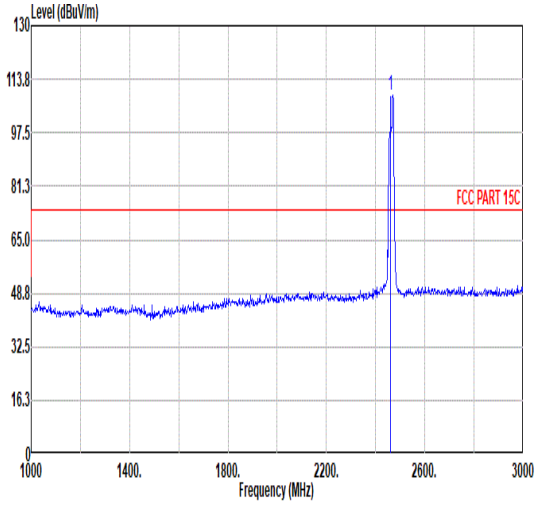 Freq Level Limit Line Margin Read Level Ant Factor Cable Loss Preamp Factor Aux Factor APos TPos Remark MHz dBuV/m dBuV/m dB dBuV dB/m dB dB dB cm deg 1 2462.00 108.92 ------ ------ 100.28 32.18 7.31 36.85 6.00 284 312 PEAK
Avg	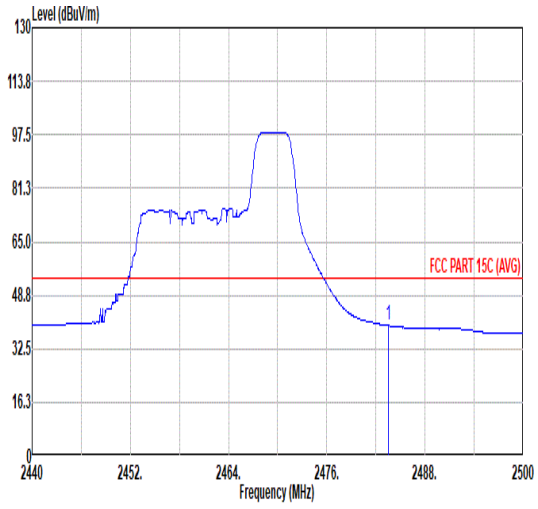 Freq Level Limit Line Margin Read Level Ant Factor Cable Loss Preamp Factor Aux Factor APos TPos Remark MHz dBuV/m dBuV/m dB dBuV dB/m dB dB dB cm deg 1 2483.50 39.56 54.00 -14.44 30.85 32.23 7.33 36.85 6.00 284 312 AVERAGE	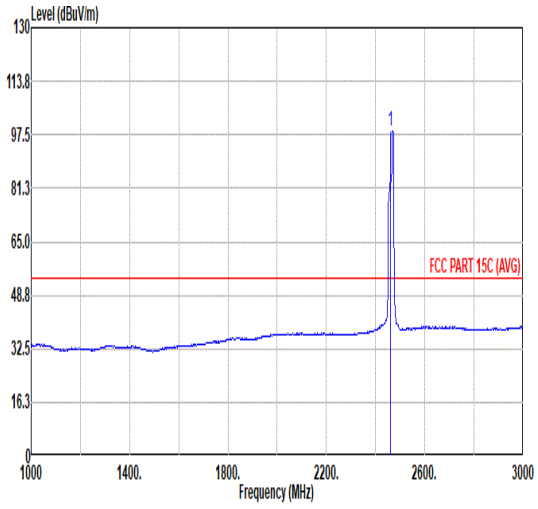 Freq Level Limit Line Margin Read Level Ant Factor Cable Loss Preamp Factor Aux Factor APos TPos Remark MHz dBuV/m dBuV/m dB dBuV dB/m dB dB dB cm deg 1 2462.00 98.42 ------ ------ 89.78 32.18 7.31 36.85 6.00 284 312 AVERAGE

Mode	14	
	Band Edge	
	2400-2483.5_802.11ax HE20_CH11_RU52/40_2462MHz	
ANT	6	
Pol.	Vertical	Fundamental
Peak	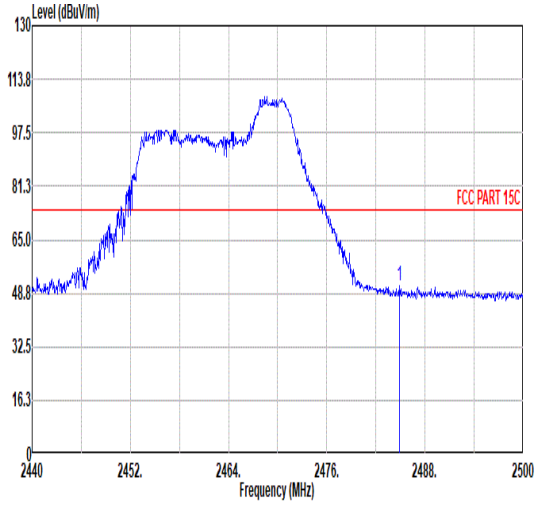 Freq Level Limit Line Margin Read Level Ant Factor Cable Loss Preamp Factor Aux Factor APos TPos Remark MHz dBuV/m dBuV/m dB dBuV dB/m dB dB dB cm deg 1 2484.88 51.21 74.00 -22.79 42.49 32.24 7.33 36.85 6.00 338 48 PEAK	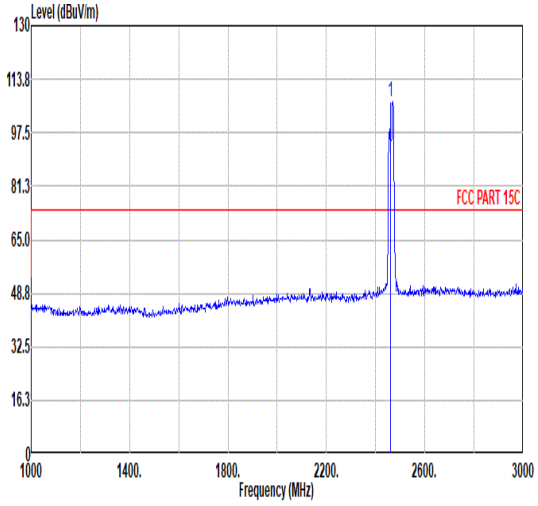 Freq Level Limit Line Margin Read Level Ant Factor Cable Loss Preamp Factor Aux Factor APos TPos Remark MHz dBuV/m dBuV/m dB dBuV dB/m dB dB dB cm deg 1 2462.00 107.06 ------ ------ 98.42 32.18 7.31 36.85 6.00 338 48 PEAK
Avg	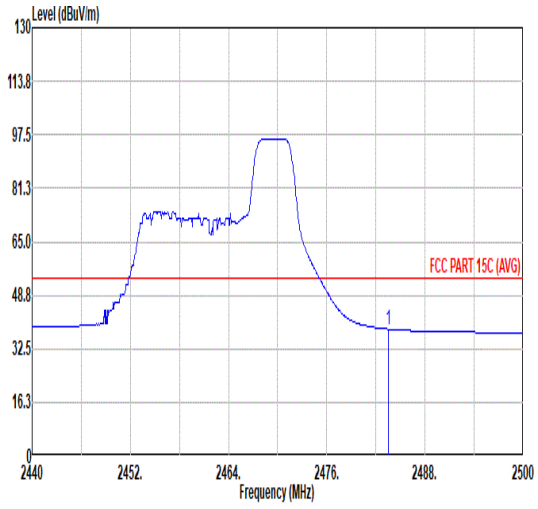 Freq Level Limit Line Margin Read Level Ant Factor Cable Loss Preamp Factor Aux Factor APos TPos Remark MHz dBuV/m dBuV/m dB dBuV dB/m dB dB dB cm deg 1 2483.50 38.45 54.00 -15.55 29.74 32.23 7.33 36.85 6.00 338 48 AVERAGE	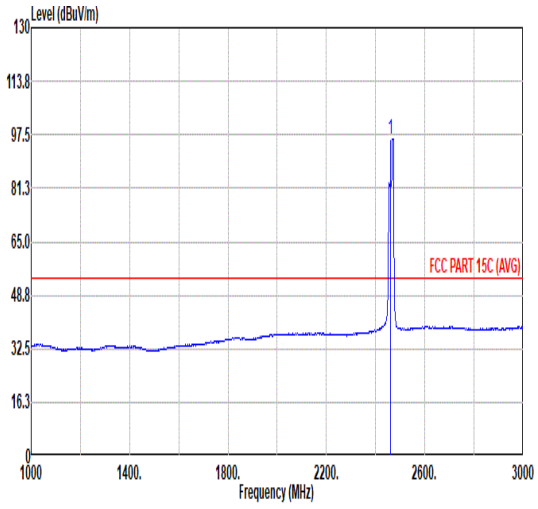 Freq Level Limit Line Margin Read Level Ant Factor Cable Loss Preamp Factor Aux Factor APos TPos Remark MHz dBuV/m dBuV/m dB dBuV dB/m dB dB dB cm deg 1 2462.00 96.40 ------ ------ 87.78 32.17 7.30 36.85 6.00 338 48 AVERAGE

Mode	15	
	Band Edge	
	2400-2483.5_802.11ax HE20_CH11_RU106/54_2462MHz	
ANT	6	
Pol.	Horizontal	Fundamental
Peak	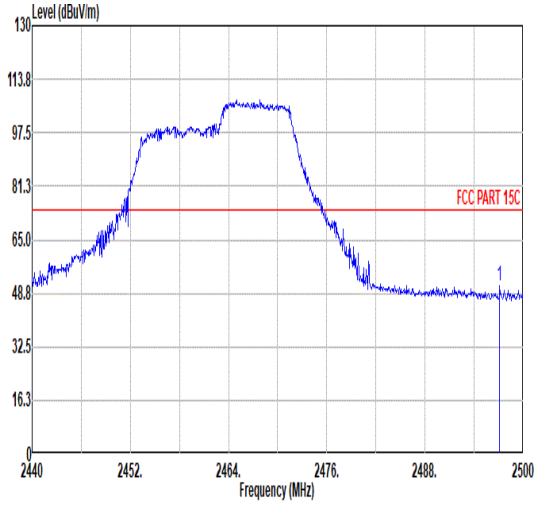 Freq Level Limit Line Margin Read Level Ant Factor Cable Loss Preamp Factor Aux Factor APos TPos Remark MHz dBuV/m dBuV/m dB dBuV dB/m dB dB dB cm deg 1 2497.12 51.24 74.00 -22.76 42.45 32.29 7.35 36.85 6.00 100 347 PEAK	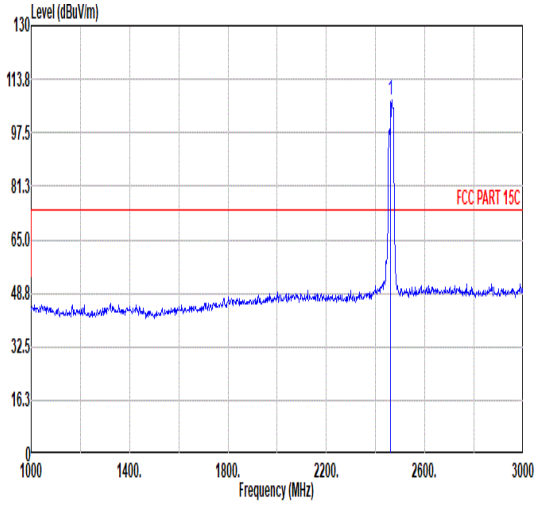 Freq Level Limit Line Margin Read Level Ant Factor Cable Loss Preamp Factor Aux Factor APos TPos Remark MHz dBuV/m dBuV/m dB dBuV dB/m dB dB dB cm deg 1 2462.00 107.34 ------ ------ 98.73 32.16 7.30 36.85 6.00 100 347 PEAK
Avg	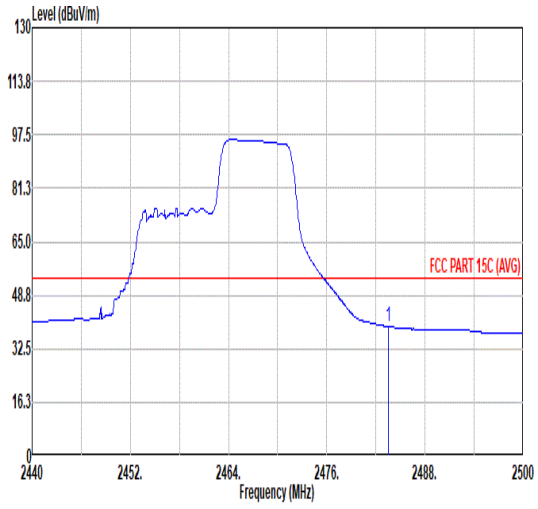 Freq Level Limit Line Margin Read Level Ant Factor Cable Loss Preamp Factor Aux Factor APos TPos Remark MHz dBuV/m dBuV/m dB dBuV dB/m dB dB dB cm deg 1 2483.50 39.29 54.00 -14.71 30.58 32.23 7.33 36.85 6.00 100 347 AVERAGE	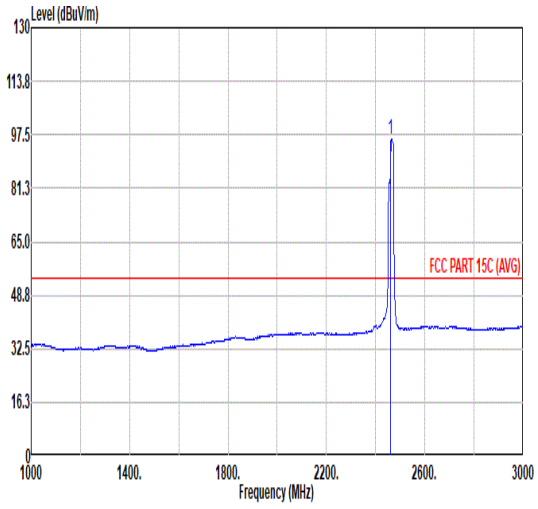 Freq Level Limit Line Margin Read Level Ant Factor Cable Loss Preamp Factor Aux Factor APos TPos Remark MHz dBuV/m dBuV/m dB dBuV dB/m dB dB dB cm deg 1 2462.00 96.36 ------ ------ 87.75 32.16 7.30 36.85 6.00 100 347 AVERAGE

Mode	15	
	Band Edge	
	2400-2483.5_802.11ax HE20_CH11_RU106/54_2462MHz	
ANT	6	
Pol.	Vertical	Fundamental
Peak	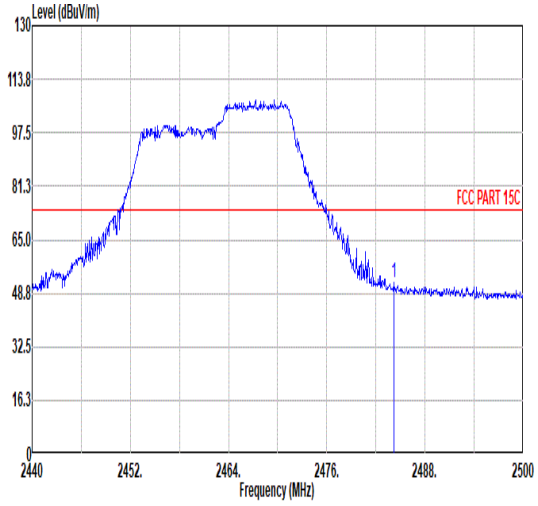 Limit Read Ant Cable Preamp Aux APos TPos Freq Level Line Margin Level Factor Loss Factor Factor Remark MHz dBuV/m dBuV/m dB dBuV dB/m dB dB dB cm deg 1 2484.22 51.84 74.00 -22.16 43.12 32.24 7.33 36.85 6.00 302 51 PEAK	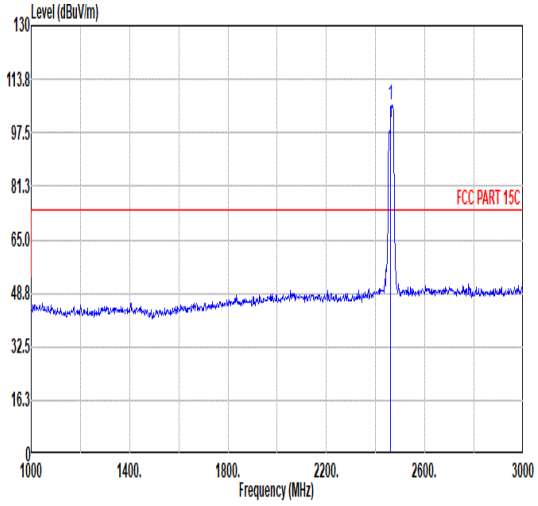 Limit Read Ant Cable Preamp Aux APos TPos Freq Level Line Margin Level Factor Loss Factor Factor Remark MHz dBuV/m dBuV/m dB dBuV dB/m dB dB dB cm deg 1 2462.00 106.10 ------ ------ 97.49 32.16 7.30 36.85 6.00 302 51 PEAK
Avg	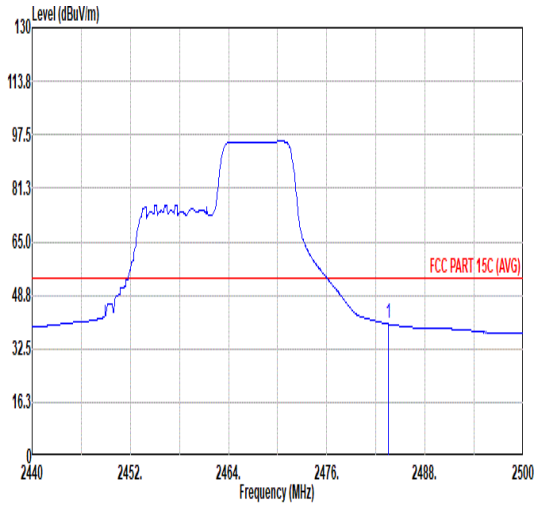 Limit Read Ant Cable Preamp Aux APos TPos Freq Level Line Margin Level Factor Loss Factor Factor Remark MHz dBuV/m dBuV/m dB dBuV dB/m dB dB dB cm deg 1 2483.50 40.06 54.00 -13.94 31.35 32.23 7.33 36.85 6.00 302 51 AVERAGE	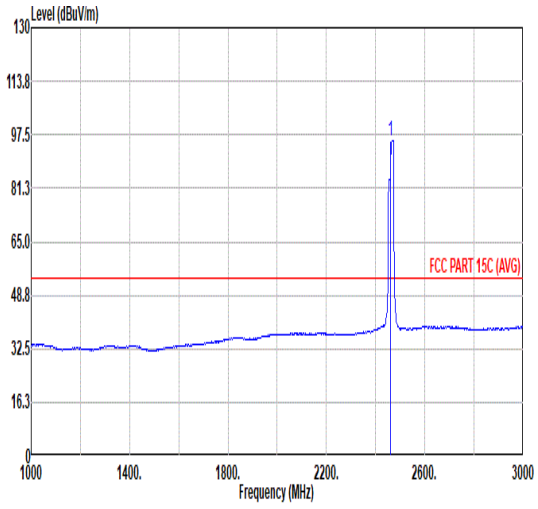 Limit Read Ant Cable Preamp Aux APos TPos Freq Level Line Margin Level Factor Loss Factor Factor Remark MHz dBuV/m dBuV/m dB dBuV dB/m dB dB dB cm deg 1 2462.00 95.64 ------ ------ 87.00 32.18 7.31 36.85 6.00 302 51 AVERAGE