Mode	31	
	Band Edge	
	U-NII-1_5.15-5.25_802.11ax HE20_CH36_Partial_5180MHz	
ANT	CDD 10+11	
Pol.	Horizontal	Fundamental
Peak	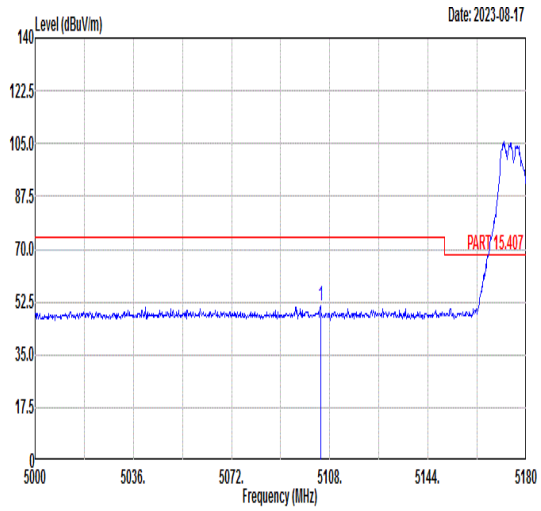 Freq Level Limit Line Margin Read Level Ant Factor Cable Loss Preamp Factor APos TPos Remark MHz dBuV/m dBuV/m dB dBuV dB/m dB dB cm deg 1 5104.58 51.03 74.00 -22.97 39.31 36.16 8.45 32.89 104 294 PEAK	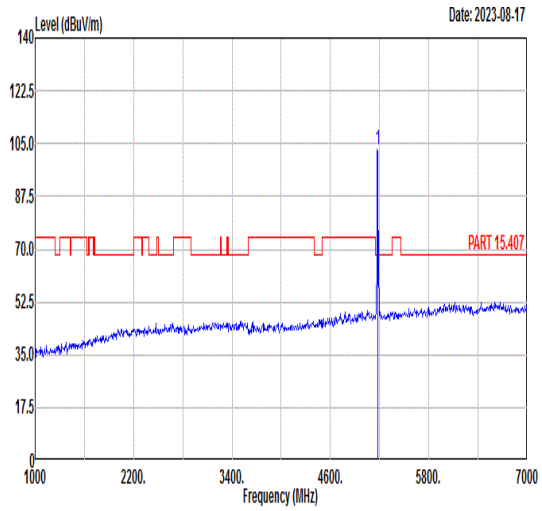 Freq Level Limit Line Margin Read Level Ant Factor Cable Loss Preamp Factor APos TPos Remark MHz dBuV/m dBuV/m dB dBuV dB/m dB dB cm deg 1 5180.00 102.79 ------ ------ 91.10 36.13 8.57 33.01 104 294 PEAK
Avg	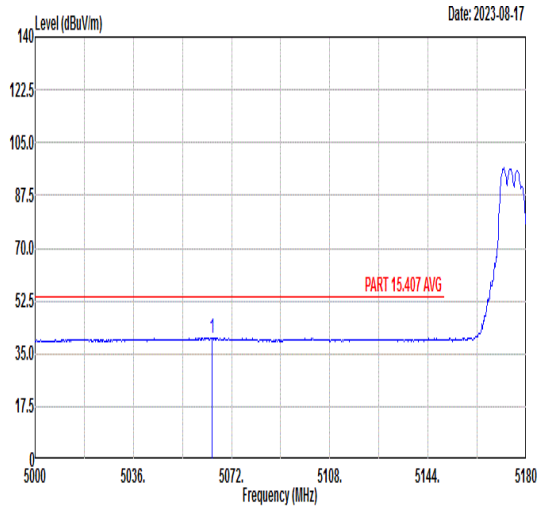 Freq Level Limit Line Margin Read Level Ant Factor Cable Loss Preamp Factor APos TPos Remark MHz dBuV/m dBuV/m dB dBuV dB/m dB dB cm deg 1 5064.98 40.11 54.00 -13.89 28.38 36.17 8.38 32.82 104 294 AVERAGE	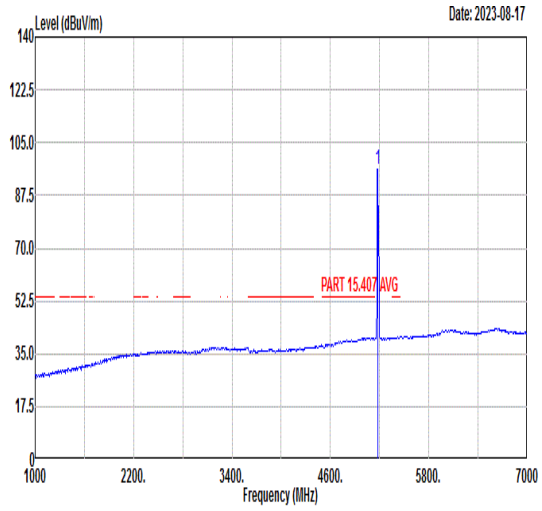 Freq Level Limit Line Margin Read Level Ant Factor Cable Loss Preamp Factor APos TPos Remark MHz dBuV/m dBuV/m dB dBuV dB/m dB dB cm deg 1 5180.00 96.28 ------ ------ 84.59 36.13 8.57 33.01 104 294 AVERAGE

Mode	31	
	Band Edge	
	U-NII-1_5.15-5.25_802.11ax HE20_CH36_Partial_5180MHz	
ANT	CDD 10+11	
Pol.	Vertical	Fundamental
Peak	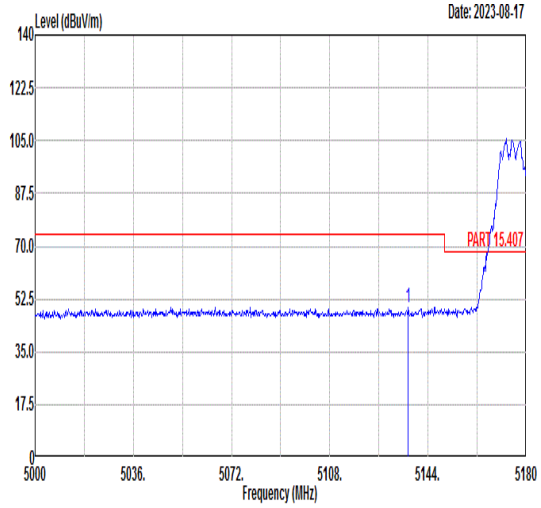 Freq Level Limit Line Margin Read Level Ant Factor Cable Loss Preamp Factor APos TPos Remark MHz dBuV/m dBuV/m dB dBuV dB/m dB dB cm deg 1 5136.80 49.77 74.00 -24.23 38.06 36.15 8.51 32.95 377 225 PEAK	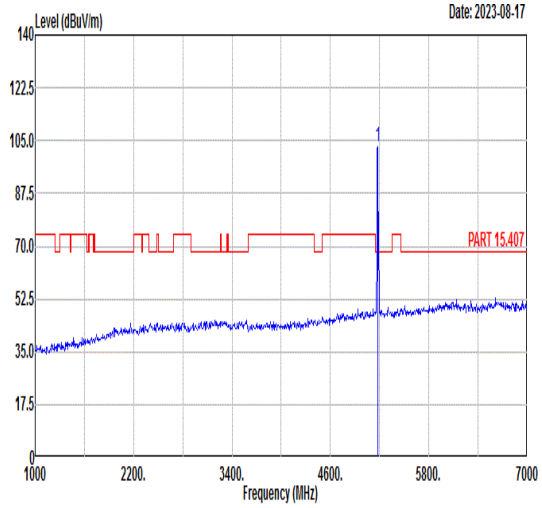 Freq Level Limit Line Margin Read Level Ant Factor Cable Loss Preamp Factor APos TPos Remark MHz dBuV/m dBuV/m dB dBuV dB/m dB dB cm deg 1 5180.00 102.78 ------ ------ 91.09 36.13 8.58 33.02 377 225 PEAK
Avg	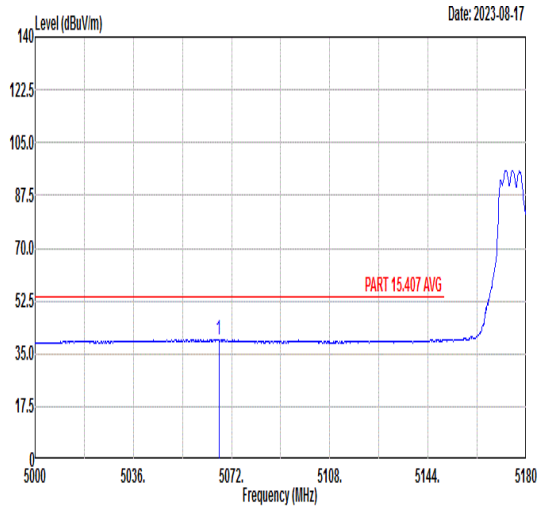 Freq Level Limit Line Margin Read Level Ant Factor Cable Loss Preamp Factor APos TPos Remark MHz dBuV/m dBuV/m dB dBuV dB/m dB dB cm deg 1 5067.32 39.72 54.00 -14.28 27.99 36.17 8.38 32.82 377 225 AVERAGE	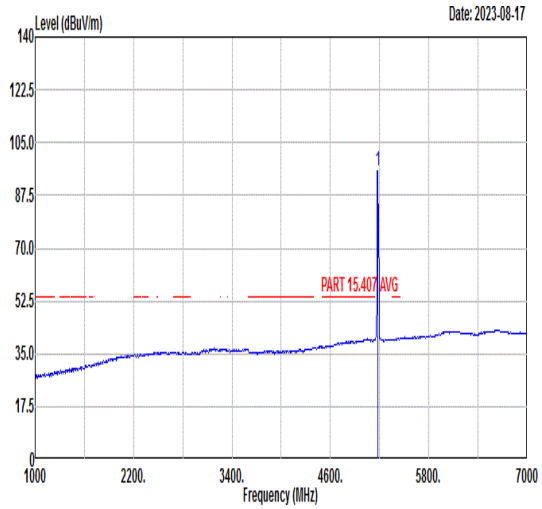 Freq Level Limit Line Margin Read Level Ant Factor Cable Loss Preamp Factor APos TPos Remark MHz dBuV/m dBuV/m dB dBuV dB/m dB dB cm deg 1 5180.00 95.65 ------ ------ 83.96 36.13 8.57 33.01 377 225 AVERAGE

Mode	32	
	Band Edge - L	
	U-NII-1_5.15-5.25_802.11ax HE20_CH48_Partial_5240MHz	
ANT	CDD 10+11	
Pol.	Horizontal	Fundamental
Peak	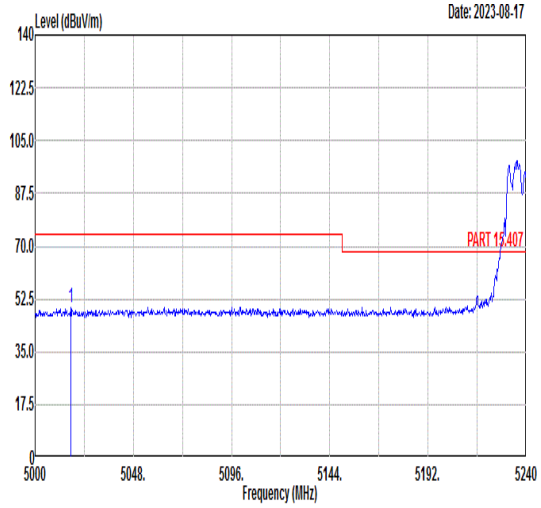 Freq Level Limit Line Margin Read Level Ant Factor Cable Loss Preamp Factor APos TPos Remark MHz dBuV/m dBuV/m dB dBuV dB/m dB dB cm deg 1 5017.28 49.75 74.00 -24.25 38.00 36.19 8.29 32.73 100 291 PEAK	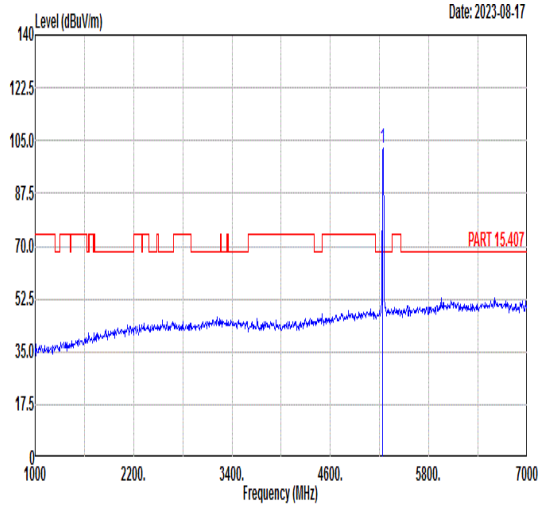 Freq Level Limit Line Margin Read Level Ant Factor Cable Loss Preamp Factor APos TPos Remark MHz dBuV/m dBuV/m dB dBuV dB/m dB dB cm deg 1 5240.00 102.55 ------ ------ 90.76 36.10 8.84 33.15 100 291 PEAK
Avg	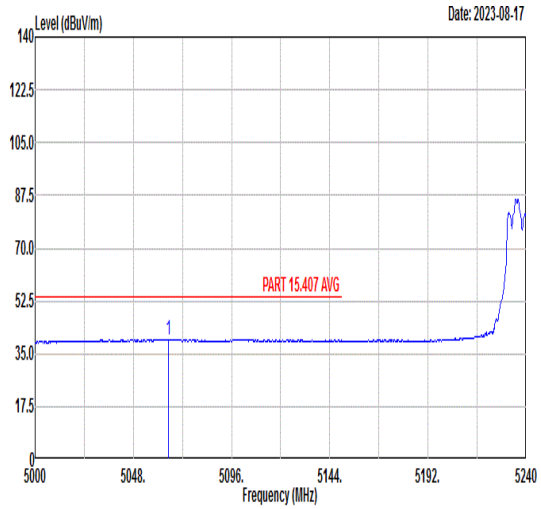 Freq Level Limit Line Margin Read Level Ant Factor Cable Loss Preamp Factor APos TPos Remark MHz dBuV/m dBuV/m dB dBuV dB/m dB dB cm deg 1 5065.04 39.79 54.00 -14.21 28.06 36.17 8.38 32.82 100 291 AVERAGE	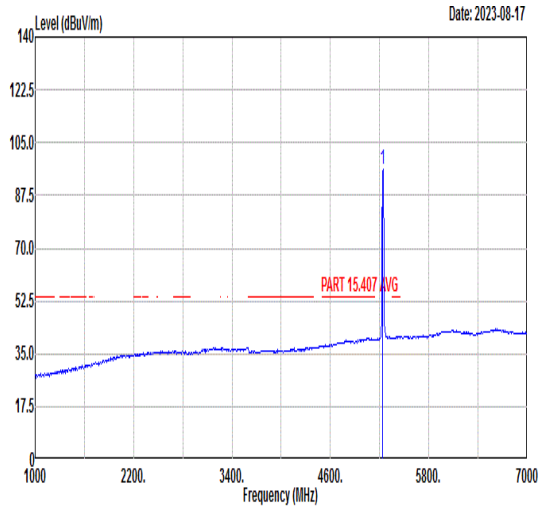 Freq Level Limit Line Margin Read Level Ant Factor Cable Loss Preamp Factor APos TPos Remark MHz dBuV/m dBuV/m dB dBuV dB/m dB dB cm deg 1 5240.00 96.38 ------ ------ 84.59 36.10 8.84 33.15 100 291 AVERAGE

Mode	32	
	Band Edge - R	
	U-NII-1_5.15-5.25_802.11ax HE20_CH48_Partial_5240MHz	
ANT	CDD 10+11	
Pol.	Horizontal	Fundamental
Peak	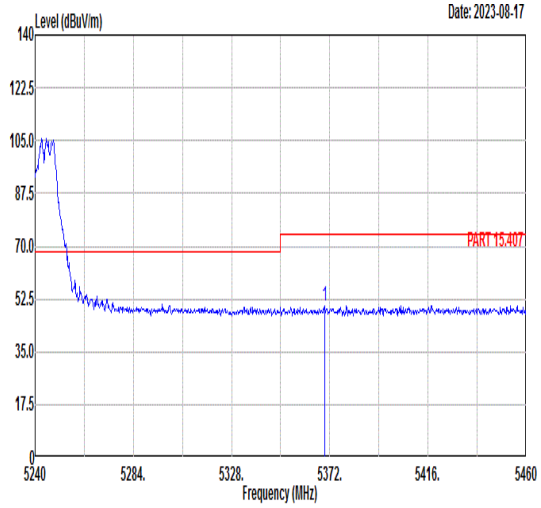 Freq Level Limit Line Margin Read Level Ant Factor Cable Loss Preamp Factor APos TPos Remark MHz dBuV/m dBuV/m dB dBuV dB/m dB dB cm deg 1 5369.58 50.37 74.00 -23.63 38.22 36.05 9.47 33.37 100 291 PEAK	Blank
Avg	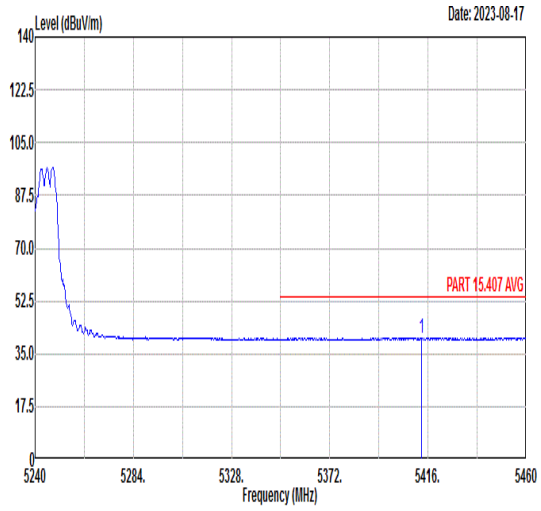 Freq Level Limit Line Margin Read Level Ant Factor Cable Loss Preamp Factor APos TPos Remark MHz dBuV/m dBuV/m dB dBuV dB/m dB dB cm deg 1 5413.14 40.35 54.00 -13.65 28.10 36.03 9.66 33.44 100 291 AVERAGE	Blank

Mode	32	
	Band Edge - L	
	U-NII-1_5.15-5.25_802.11ax HE20_CH48_Partial_5240MHz	
ANT	CDD 10+11	
Pol.	Vertical	Fundamental
Peak	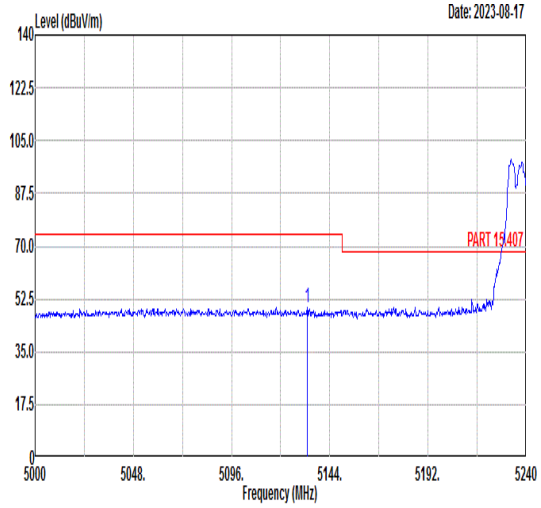 Freq Level Limit Line Margin Read Level Ant Factor Cable Loss Preamp Factor APos TPos Remark MHz dBuV/m dBuV/m dB dBuV dB/m dB dB cm deg 1 5132.96 49.58 74.00 -24.42 37.87 36.15 8.50 32.94 348 219 PEAK	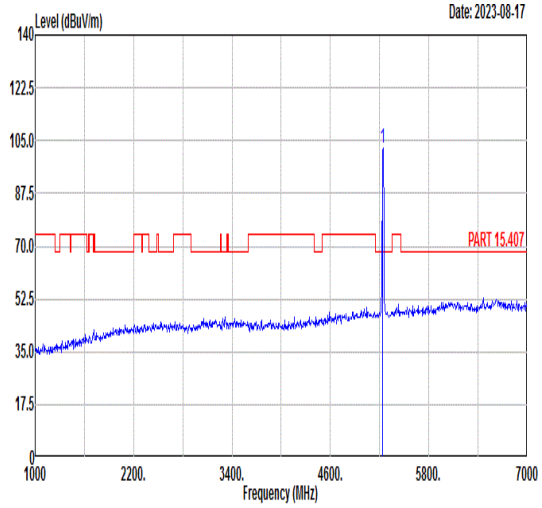 Freq Level Limit Line Margin Read Level Ant Factor Cable Loss Preamp Factor APos TPos Remark MHz dBuV/m dBuV/m dB dBuV dB/m dB dB cm deg 1 5240.00 102.58 ------ ------ 90.81 36.10 8.81 33.14 348 219 PEAK
Avg	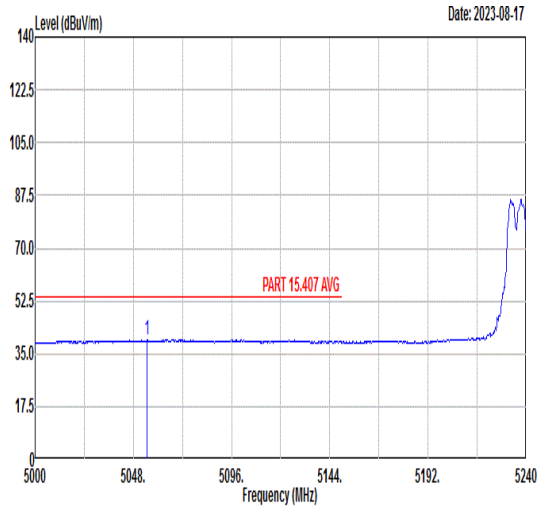 Freq Level Limit Line Margin Read Level Ant Factor Cable Loss Preamp Factor APos TPos Remark MHz dBuV/m dBuV/m dB dBuV dB/m dB dB cm deg 1 5054.72 39.64 54.00 -14.36 27.90 36.18 8.36 32.80 348 219 AVERAGE	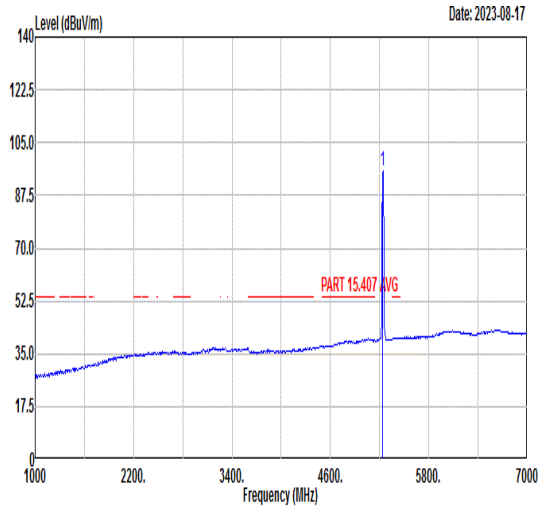 Freq Level Limit Line Margin Read Level Ant Factor Cable Loss Preamp Factor APos TPos Remark MHz dBuV/m dBuV/m dB dBuV dB/m dB dB cm deg 1 5240.00 95.78 ------ ------ 83.99 36.10 8.84 33.15 348 219 AVERAGE

Mode	32	
	Band Edge - R	
	U-NII-1_5.15-5.25_802.11ax HE20_CH48_Partial_5240MHz	
ANT	CDD 10+11	
Pol.	Vertical	Fundamental
Peak	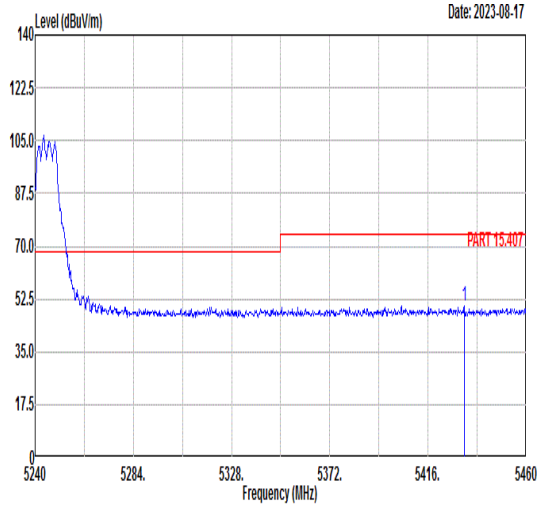 Freq Level Limit Line Margin Read Level Ant Factor Cable Loss Preamp Factor APos TPos Remark MHz dBuV/m dBuV/m dB dBuV dB/m dB dB cm deg 1 5432.28 50.18 74.00 -23.82 37.96 36.03 9.67 33.48 348 219 PEAK	Blank
Avg	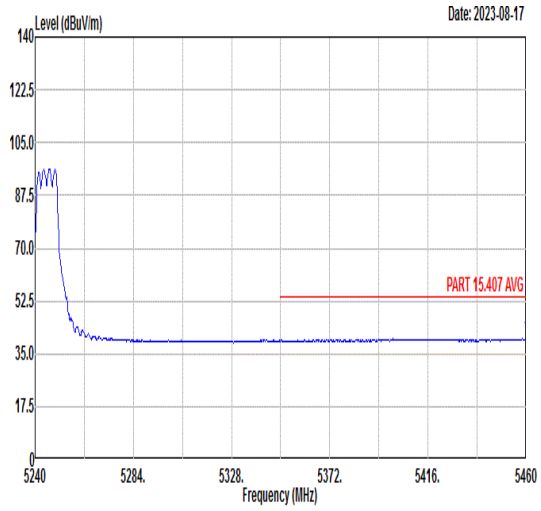 Freq Level Limit Line Margin Read Level Ant Factor Cable Loss Preamp Factor APos TPos Remark MHz dBuV/m dBuV/m dB dBuV dB/m dB dB cm deg 1 5460.00 39.95 54.00 -14.05 27.77 36.02 9.69 33.53 348 219 AVERAGE	Blank

Mode	33	
	Band Edge - L	
	U-NII-2A_5.25-5.35_802.11ax HE20_CH52_Partial_5280MHz	
ANT	CDD 10+11	
Pol.	Horizontal	Fundamental
Peak	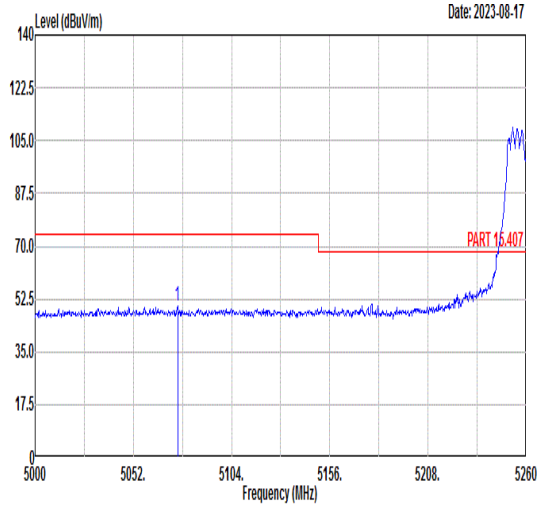 Freq Level Limit Line Margin Read Level Ant Factor Cable Loss Preamp Factor APos TPos Remark MHz dBuV/m dBuV/m dB dBuV dB/m dB dB cm deg 1 5075.40 50.45 74.00 -23.55 38.72 36.17 8.40 32.84 100 292 PEAK	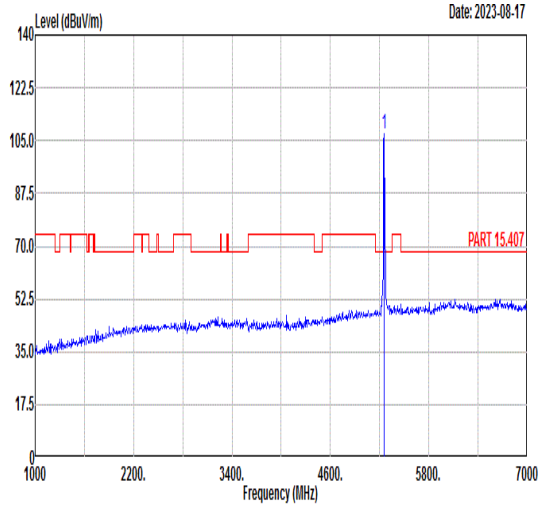 Freq Level Limit Line Margin Read Level Ant Factor Cable Loss Preamp Factor APos TPos Remark MHz dBuV/m dBuV/m dB dBuV dB/m dB dB cm deg 1 5260.00 107.30 ------ ------ 95.47 36.10 8.90 33.17 100 292 PEAK
Avg	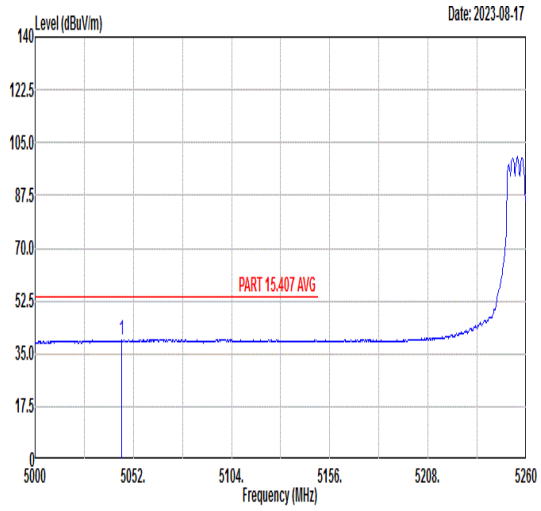 Freq Level Limit Line Margin Read Level Ant Factor Cable Loss Preamp Factor APos TPos Remark MHz dBuV/m dBuV/m dB dBuV dB/m dB dB cm deg 1 5045.76 39.64 54.00 -14.36 27.90 36.18 8.34 32.78 100 292 AVERAGE	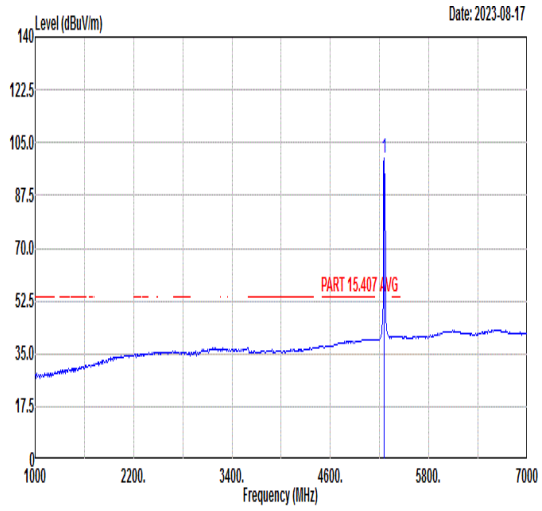 Freq Level Limit Line Margin Read Level Ant Factor Cable Loss Preamp Factor APos TPos Remark MHz dBuV/m dBuV/m dB dBuV dB/m dB dB cm deg 1 5260.00 99.88 ------ ------ 88.05 36.10 8.90 33.17 100 292 AVERAGE

Mode	33	
	Band Edge - R	
	U-NII-2A_5.25-5.35_802.11ax HE20_CH52_Partial_5280MHz	
ANT	CDD 10+11	
Pol.	Horizontal	Fundamental
Peak	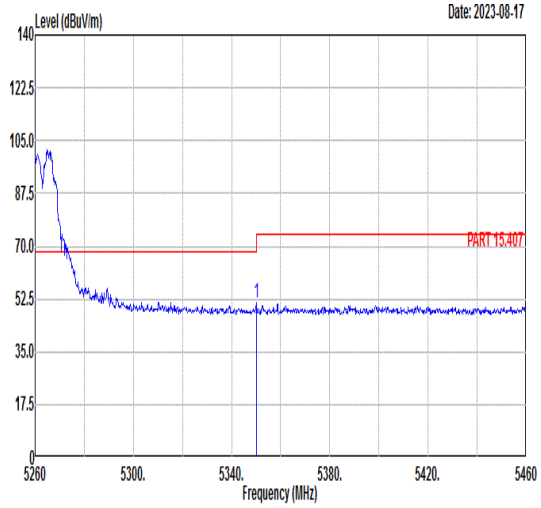 Freq Level Limit Line Margin Read Level Ant Factor Cable Loss Preamp Factor APos TPos Remark MHz dBuV/m dBuV/m dB dBuV dB/m dB dB cm deg 1 5350.00 51.01 74.00 -22.99 38.92 36.06 9.36 33.33 100 292 PEAK	Blank
Avg	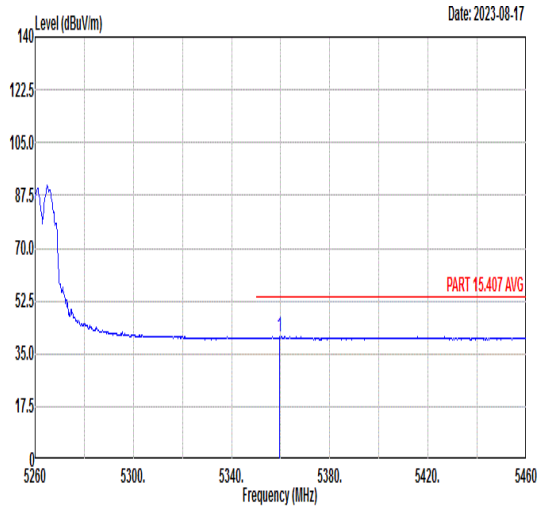 Freq Level Limit Line Margin Read Level Ant Factor Cable Loss Preamp Factor APos TPos Remark MHz dBuV/m dBuV/m dB dBuV dB/m dB dB cm deg 1 5359.60 40.52 54.00 -13.48 28.40 36.06 9.41 33.35 100 292 AVERAGE	Blank

Mode	33
	Band Edge - L
	U-NII-2A_5.25-5.35_802.11ax HE20_CH52_Partial_5280MHz
ANT	CDD 10+11

Pol.	Vertical	Fundamental
Peak	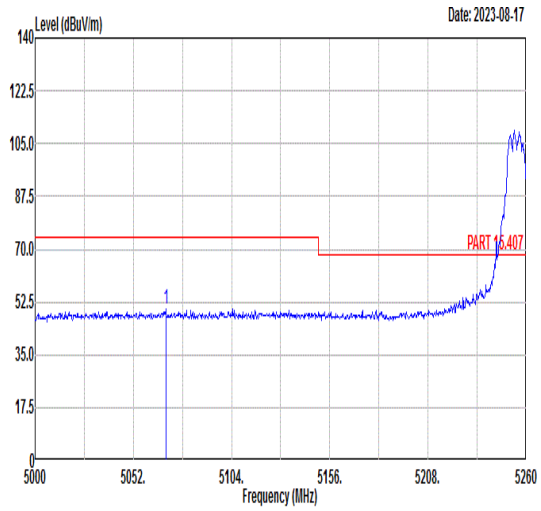 Freq Level Limit Line Margin Read Level Ant Factor Cable Loss Preamp Factor APos TPos Remark MHz dBuV/m dBuV/m dB dBuV dB/m dB dB cm deg 1 5069.16 50.11 74.00 -23.89 38.37 36.17 8.39 32.82 366 217 PEAK	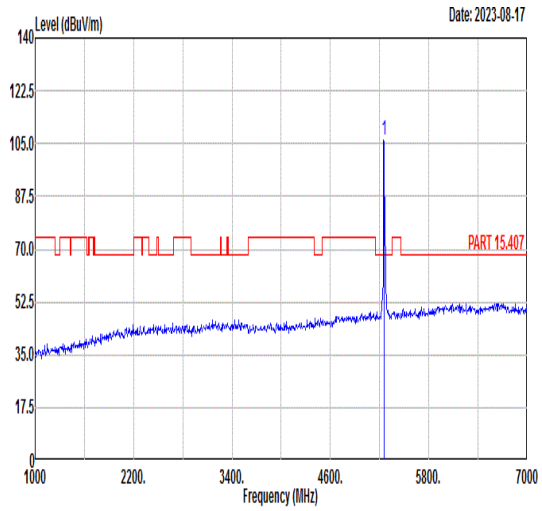 Freq Level Limit Line Margin Read Level Ant Factor Cable Loss Preamp Factor APos TPos Remark MHz dBuV/m dBuV/m dB dBuV dB/m dB dB cm deg 1 5260.00 106.27 ------ ------ 94.44 36.10 8.90 33.17 366 217 PEAK
Avg	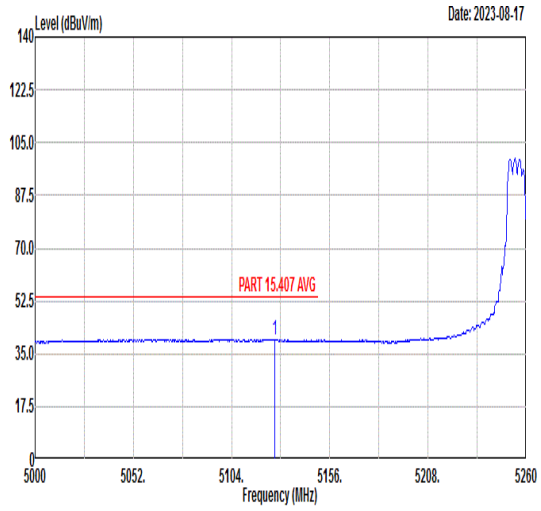 Freq Level Limit Line Margin Read Level Ant Factor Cable Loss Preamp Factor APos TPos Remark MHz dBuV/m dBuV/m dB dBuV dB/m dB dB cm deg 1 5126.88 39.73 54.00 -14.27 28.02 36.15 8.49 32.93 366 217 AVERAGE	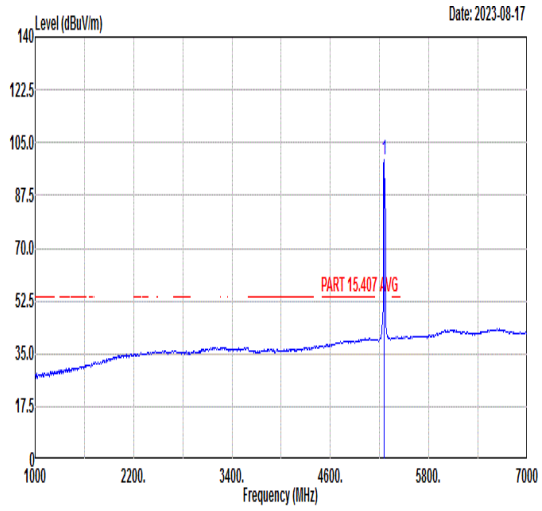 Freq Level Limit Line Margin Read Level Ant Factor Cable Loss Preamp Factor APos TPos Remark MHz dBuV/m dBuV/m dB dBuV dB/m dB dB cm deg 1 5260.00 99.36 ------ ------ 87.53 36.10 8.90 33.17 366 217 AVERAGE

Mode	33	
	Band Edge - R	
	U-NII-2A_5.25-5.35_802.11ax HE20_CH52_Partial_5280MHz	
ANT	CDD 10+11	
Pol.	Vertical	Fundamental
Peak	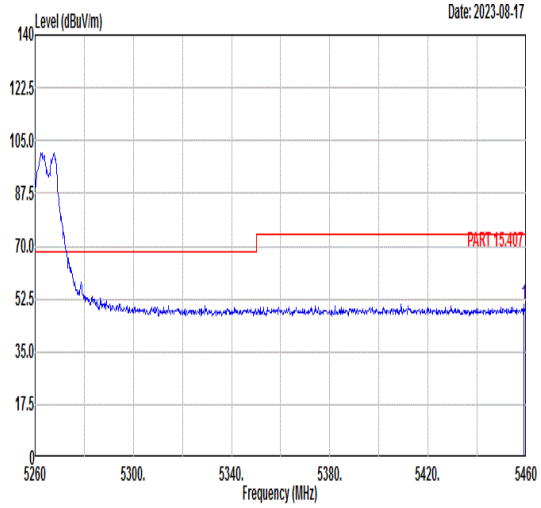 Freq Level Limit Line Margin Read Level Ant Factor Cable Loss Preamp Factor APos TPos Remark MHz dBuV/m dBuV/m dB dBuV dB/m dB dB cm deg 1 5459.00 50.63 74.00 -23.37 38.45 36.02 9.69 33.53 366 217 PEAK	Blank
Avg	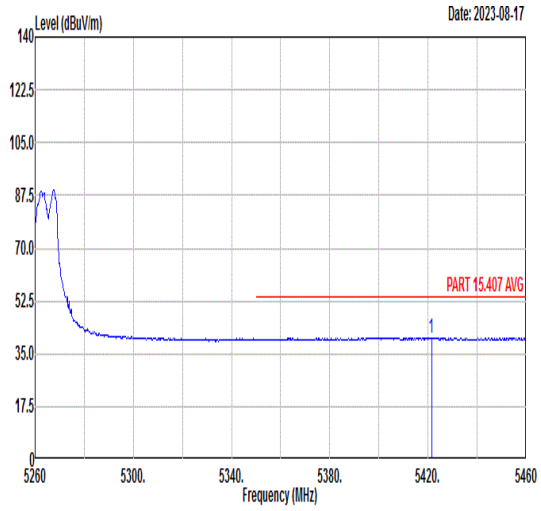 Freq Level Limit Line Margin Read Level Ant Factor Cable Loss Preamp Factor APos TPos Remark MHz dBuV/m dBuV/m dB dBuV dB/m dB dB cm deg 1 5421.40 40.40 54.00 -13.60 28.16 36.03 9.67 33.46 366 217 AVERAGE	Blank

Mode	34	
	Band Edge	
	U-NII-2A_5.25-5.35_802.11ax HE20_CH64_Partial_5320MHz	
ANT	CDD 10+11	
Pol.	Horizontal	Fundamental
Peak	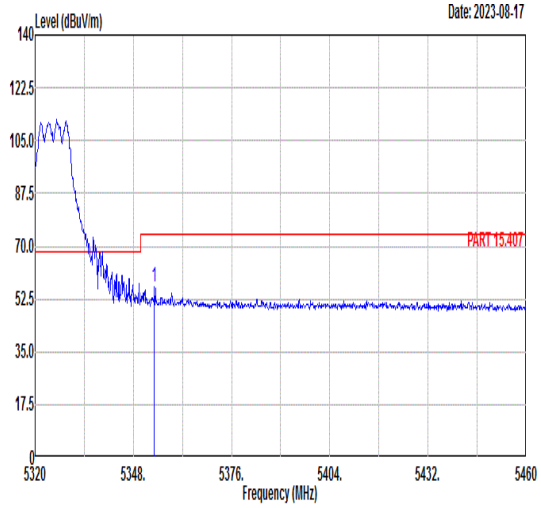 Freq Level Limit Line Margin Read Level Ant Factor Cable Loss Preamp Factor APos TPos Remark MHz dBuV/m dBuV/m dB dBuV dB/m dB dB cm deg 1 5354.02 56.36 74.00 -17.64 44.25 36.06 9.39 33.34 100 292 PEAK	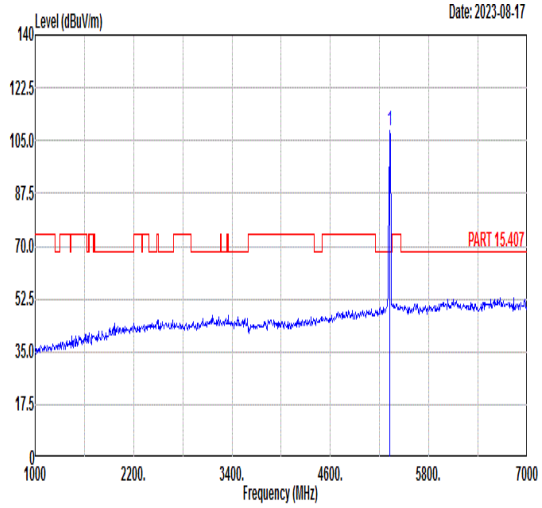 Freq Level Limit Line Margin Read Level Ant Factor Cable Loss Preamp Factor APos TPos Remark MHz dBuV/m dBuV/m dB dBuV dB/m dB dB cm deg 1 5320.00 108.18 ------ ------ 96.16 36.07 9.24 33.29 100 292 PEAK
Avg	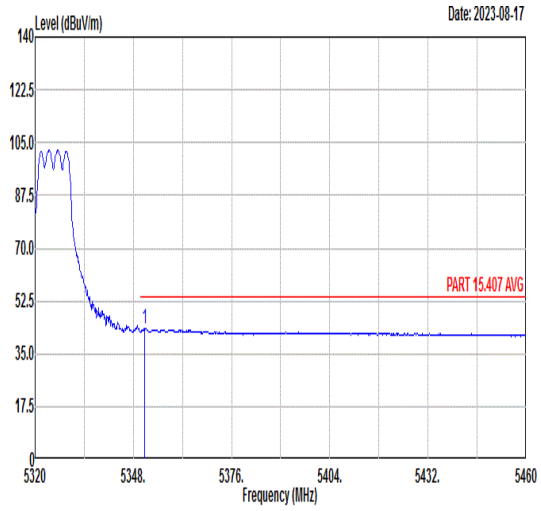 Freq Level Limit Line Margin Read Level Ant Factor Cable Loss Preamp Factor APos TPos Remark MHz dBuV/m dBuV/m dB dBuV dB/m dB dB cm deg 1 5351.22 43.34 54.00 -10.66 31.24 36.06 9.37 33.33 100 292 AVERAGE	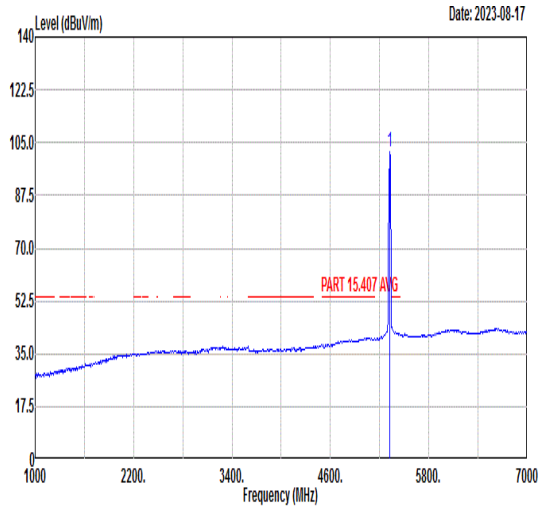 Freq Level Limit Line Margin Read Level Ant Factor Cable Loss Preamp Factor APos TPos Remark MHz dBuV/m dBuV/m dB dBuV dB/m dB dB cm deg 1 5320.00 102.06 ------ ------ 90.04 36.07 9.24 33.29 100 292 AVERAGE

Mode	34	
	Band Edge	
	U-NII-2A_5.25-5.35_802.11ax HE20_CH64_Partial_5320MHz	
ANT	CDD 10+11	
Pol.	Vertical	Fundamental
Peak	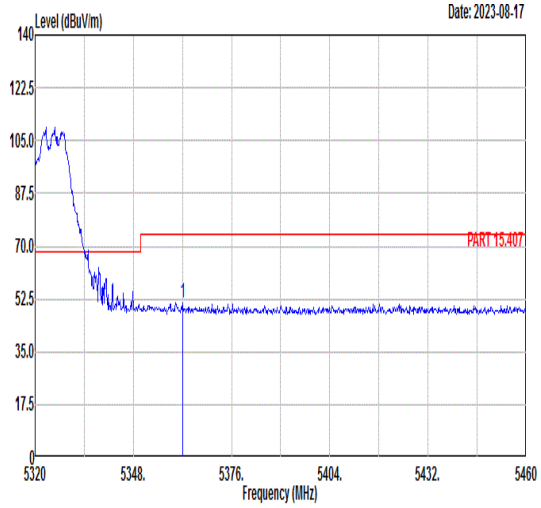 Freq Level Limit Line Margin Read Level Ant Factor Cable Loss Preamp Factor APos TPos Remark MHz dBuV/m dBuV/m dB dBuV dB/m dB dB cm deg 1 5362.00 51.12 74.00 -22.88 38.98 36.06 9.43 33.35 360 210 PEAK	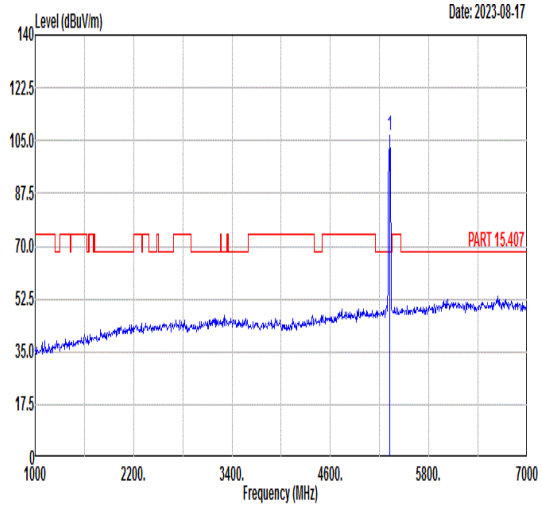 Freq Level Limit Line Margin Read Level Ant Factor Cable Loss Preamp Factor APos TPos Remark MHz dBuV/m dBuV/m dB dBuV dB/m dB dB cm deg 1 5320.00 106.74 ------ ------ 94.72 36.07 9.24 33.29 360 210 PEAK
Avg	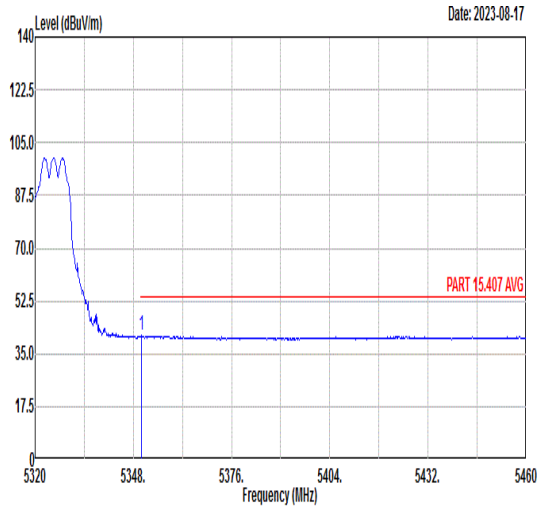 Freq Level Limit Line Margin Read Level Ant Factor Cable Loss Preamp Factor APos TPos Remark MHz dBuV/m dBuV/m dB dBuV dB/m dB dB cm deg 1 5350.24 41.02 54.00 -12.98 28.92 36.06 9.37 33.33 360 210 AVERAGE	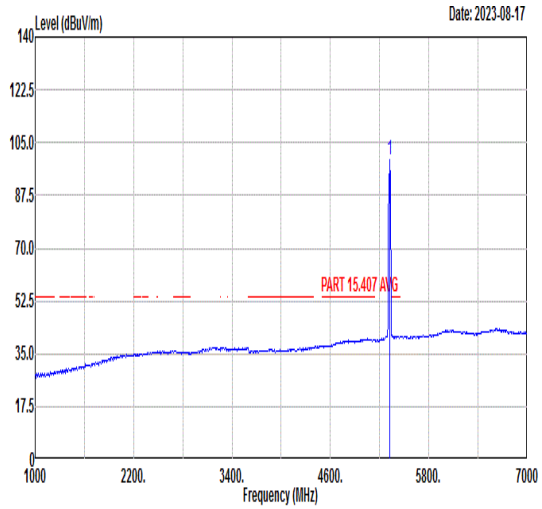 Freq Level Limit Line Margin Read Level Ant Factor Cable Loss Preamp Factor APos TPos Remark MHz dBuV/m dBuV/m dB dBuV dB/m dB dB cm deg 1 5320.00 99.34 ------ ------ 87.32 36.07 9.24 33.29 360 210 AVERAGE

Mode	35
	Band Edge
	U-NII-2C_5.47-5.725_802.11ax HE20_CH100_Partial_5500MHz
ANT	CDD 10+11

Pol.	Horizontal	Fundamental
Peak	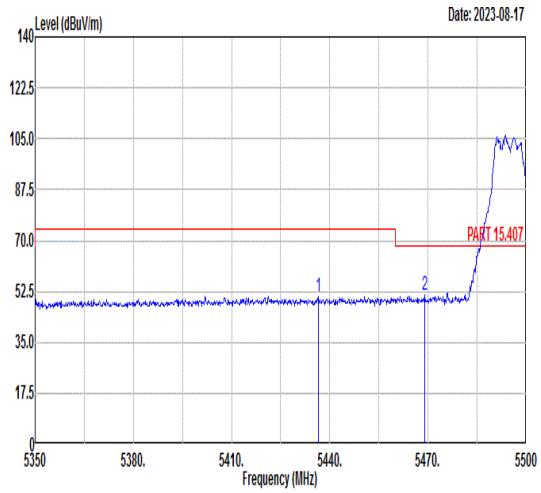 Freq Level Limit Line Margin Read Level Ant Factor Cable Loss Preamp Factor APos TPos Remark 1 5436.40 50.96 74.00 -23.04 38.74 36.03 9.68 33.49 105 293 PEAK 2 5468.95 51.00 68.30 -17.30 38.84 36.01 9.69 33.54 105 293 PEAK	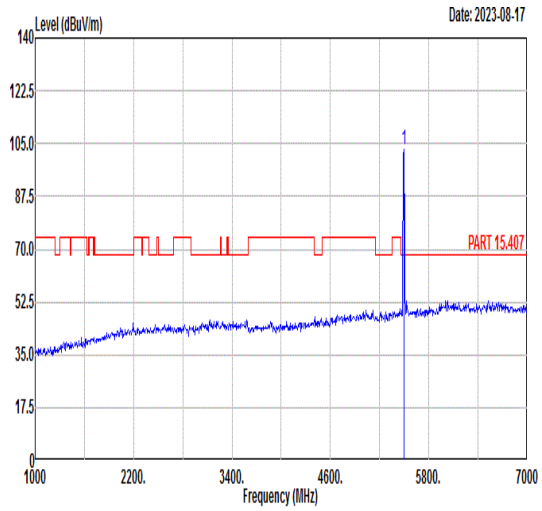 Freq Level Limit Line Margin Read Level Ant Factor Cable Loss Preamp Factor APos TPos Remark 1 5500.00 103.25 ------ ------ 91.14 36.00 9.71 33.60 105 293 PEAK
Avg	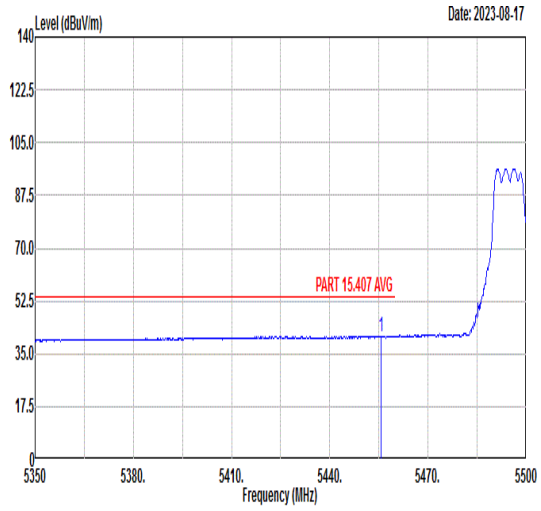 Freq Level Limit Line Margin Read Level Ant Factor Cable Loss Preamp Factor APos TPos Remark 1 5455.75 40.82 54.00 -13.18 28.63 36.02 9.69 33.52 105 293 AVERAGE	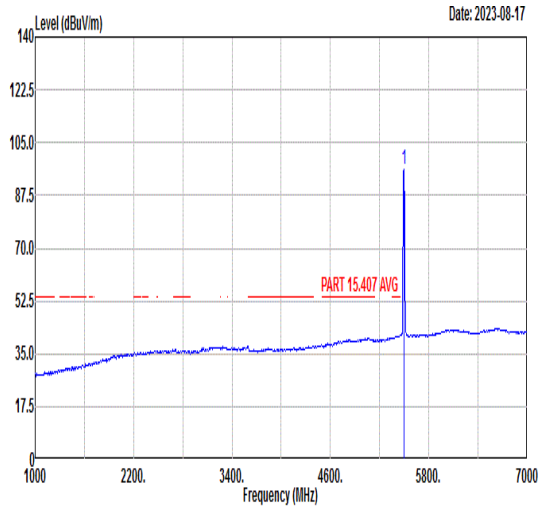 Freq Level Limit Line Margin Read Level Ant Factor Cable Loss Preamp Factor APos TPos Remark 1 5500.00 96.00 ------ ------ 83.89 36.00 9.70 33.59 105 293 AVERAGE

Mode	35
	Band Edge
	U-NII-2C_5.47-5.725_802.11ax HE20_CH100_Partial_5500MHz
ANT	CDD 10+11

Pol.	Vertical	Fundamental
Peak	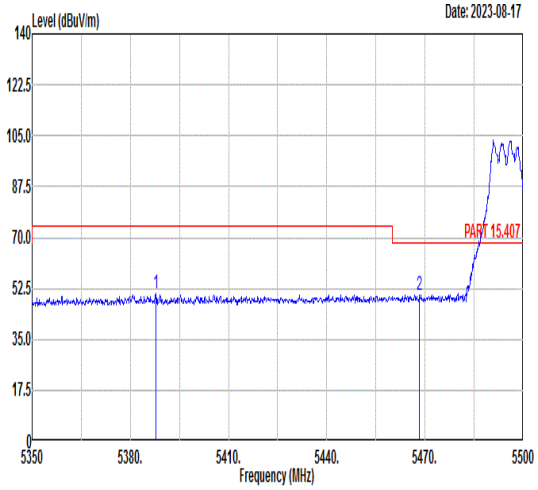 Freq Level Limit Line Margin Read Level Ant Factor Cable Loss Preamp Factor APos TPos Remark MHz dBuV/m dBuV/m dB dBuV dB/m dB dB cm deg 1 5387.80 50.68 74.00 -23.32 38.48 36.04 9.56 33.40 316 257 PEAK 2 5468.35 50.26 68.30 -18.04 38.10 36.01 9.69 33.54 316 257 PEAK	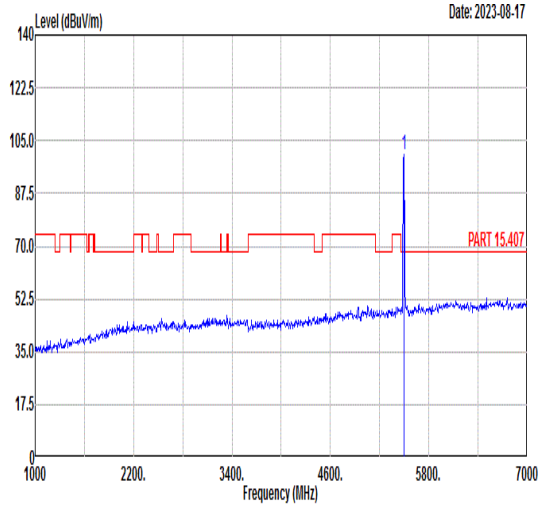 Freq Level Limit Line Margin Read Level Ant Factor Cable Loss Preamp Factor APos TPos Remark MHz dBuV/m dBuV/m dB dBuV dB/m dB dB cm deg 1 5500.00 100.58 ------ ------ 88.47 36.00 9.70 33.59 316 257 PEAK
Avg	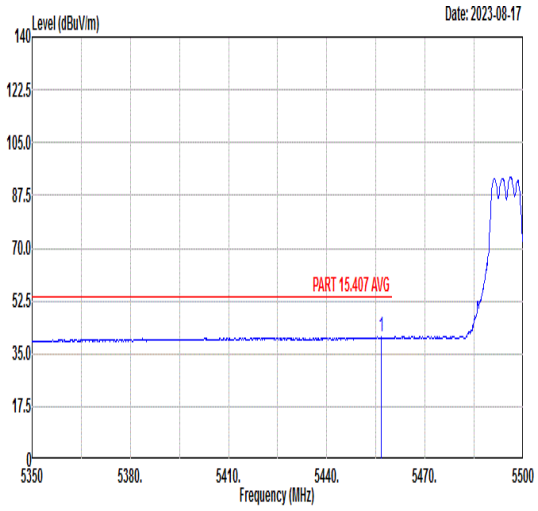 Freq Level Limit Line Margin Read Level Ant Factor Cable Loss Preamp Factor APos TPos Remark MHz dBuV/m dBuV/m dB dBuV dB/m dB dB cm deg 1 5456.65 40.50 54.00 -13.50 28.31 36.02 9.69 33.52 316 257 AVERAGE	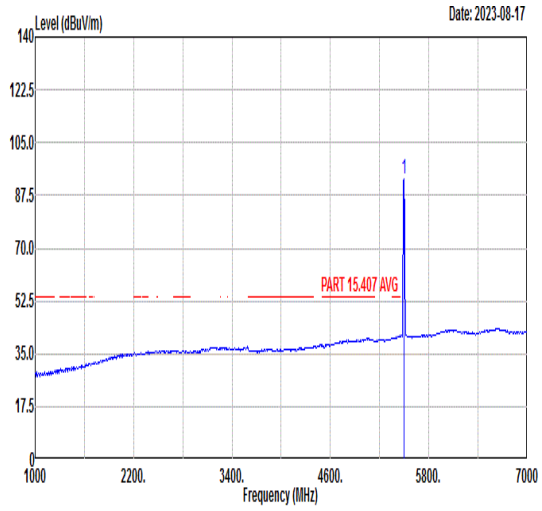 Freq Level Limit Line Margin Read Level Ant Factor Cable Loss Preamp Factor APos TPos Remark MHz dBuV/m dBuV/m dB dBuV dB/m dB dB cm deg 1 5500.00 93.04 ------ ------ 80.93 36.00 9.70 33.59 316 257 AVERAGE

Mode	36	
	Band Edge	
	U-NII-2C_5.47-5.725_802.11ax HE20_CH140_Partial_5700MHz	
ANT	CDD 10+11	
Pol.	Horizontal	Fundamental
Peak	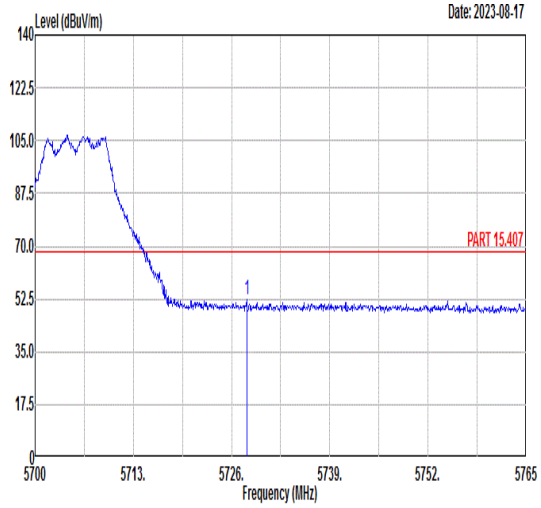 Freq Level Limit Line Margin Read Level Ant Factor Cable Loss Preamp Factor APos TPos Remark MHz dBuV/m dBuV/m dB dBuV dB/m dB dB cm deg 1 5728.02 52.26 68.30 -16.04 39.38 36.32 10.02 33.46 100 292 PEAK	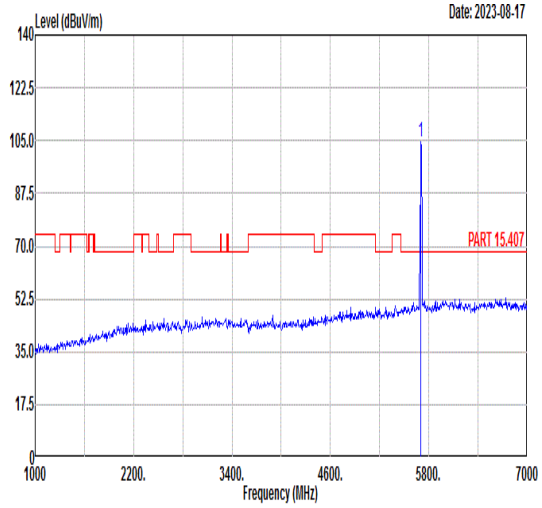 Freq Level Limit Line Margin Read Level Ant Factor Cable Loss Preamp Factor APos TPos Remark MHz dBuV/m dBuV/m dB dBuV dB/m dB dB cm deg 1 5700.00 104.67 ------ ------ 91.89 36.29 9.97 33.48 100 292 PEAK
Avg	Blank	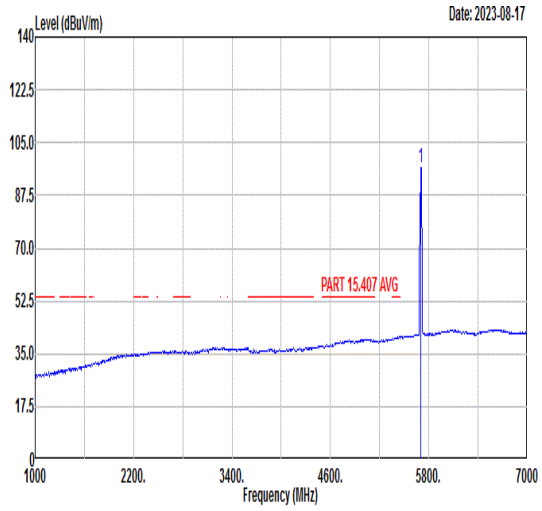 Freq Level Limit Line Margin Read Level Ant Factor Cable Loss Preamp Factor APos TPos Remark MHz dBuV/m dBuV/m dB dBuV dB/m dB dB cm deg 1 5700.00 96.83 ------ ------ 84.05 36.29 9.97 33.48 100 292 AVERAGE

Mode	36	
	Band Edge	
	U-NII-2C_5.47-5.725_802.11ax HE20_CH140_Partial_5700MHz	
ANT	CDD 10+11	
Pol.	Vertical	Fundamental
Peak	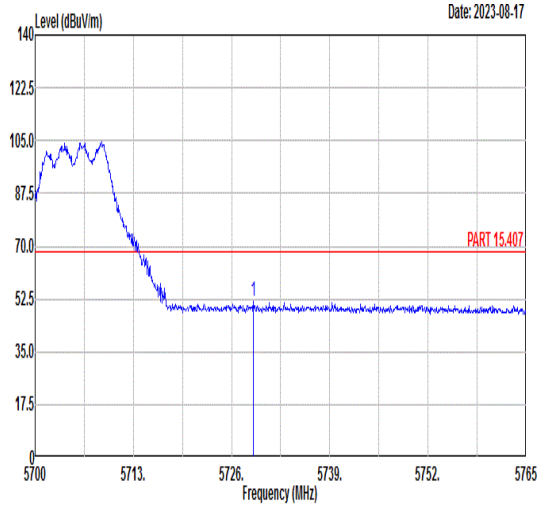 Freq Level Limit Line Margin Read Level Ant Factor Cable Loss Preamp Factor APos TPos Remark MHz dBuV/m dBuV/m dB dBuV dB/m dB dB cm deg 1 5728.86 51.59 68.30 -16.71 38.70 36.32 10.03 33.46 343 258 PEAK	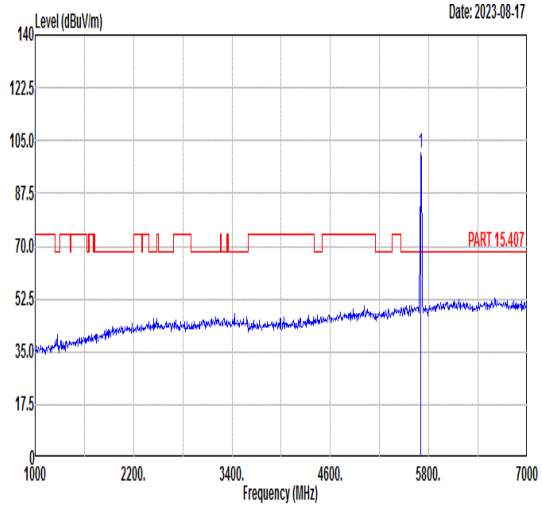 Freq Level Limit Line Margin Read Level Ant Factor Cable Loss Preamp Factor APos TPos Remark MHz dBuV/m dBuV/m dB dBuV dB/m dB dB cm deg 1 5700.00 100.88 ------ ------ 88.10 36.29 9.97 33.48 343 258 PEAK
Avg	Blank	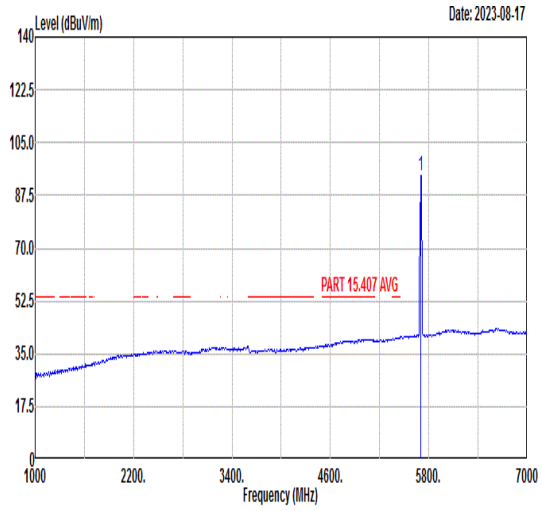 Freq Level Limit Line Margin Read Level Ant Factor Cable Loss Preamp Factor APos TPos Remark MHz dBuV/m dBuV/m dB dBuV dB/m dB dB cm deg 1 5700.00 94.21 ------ ------ 81.43 36.29 9.97 33.48 343 258 AVERAGE

Mode	37	
	Band Edge - L	
	U-NII-1_5.15-5.25_802.11ax HE40_CH38_Full_5190MHz	
ANT	CDD 10+11	
Pol.	Horizontal	Fundamental
Peak	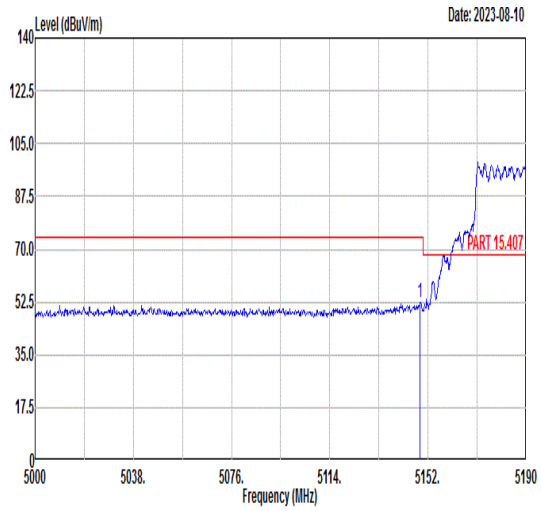 Freq Level Limit Line Margin Read Level Ant Factor Cable Loss Preamp Factor APos TPos Remark MHz dBuV/m dBuV/m dB dBuV dB/m dB dB cm deg 1 5148.96 52.17 74.00 -21.83 40.47 36.14 8.53 32.97 400 125 PEAK	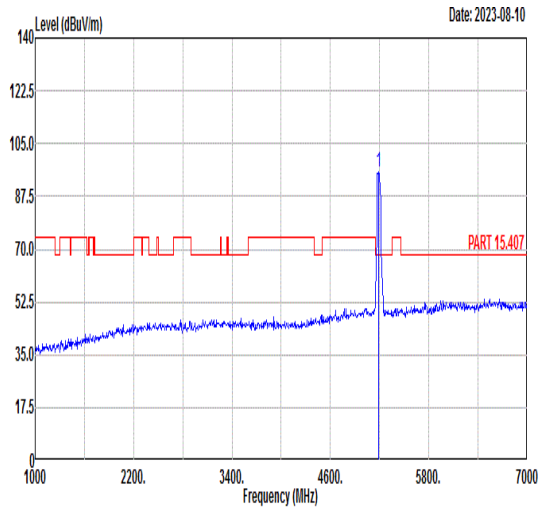 Freq Level Limit Line Margin Read Level Ant Factor Cable Loss Preamp Factor APos TPos Remark MHz dBuV/m dBuV/m dB dBuV dB/m dB dB cm deg 1 5190.00 95.38 ------ ------ 83.69 36.12 8.61 33.04 400 125 PEAK
Avg	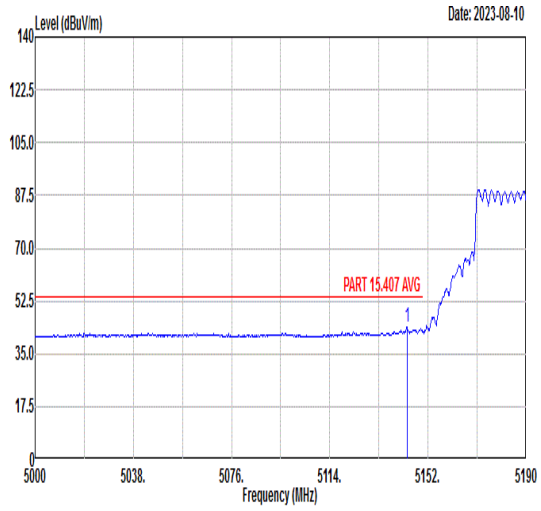 Freq Level Limit Line Margin Read Level Ant Factor Cable Loss Preamp Factor APos TPos Remark MHz dBuV/m dBuV/m dB dBuV dB/m dB dB cm deg 1 5143.83 43.63 54.00 -10.37 31.93 36.14 8.52 32.96 400 125 AVERAGE	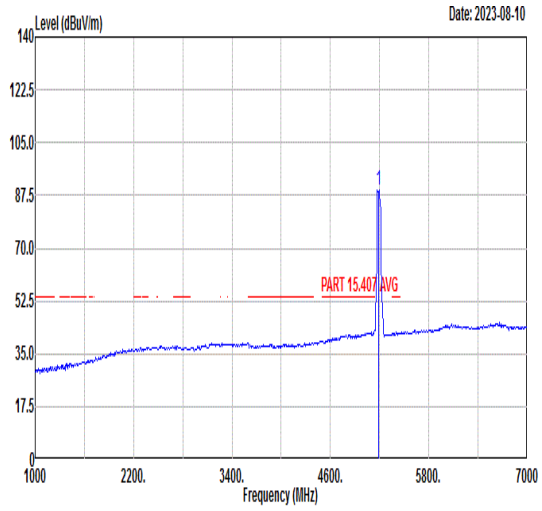 Freq Level Limit Line Margin Read Level Ant Factor Cable Loss Preamp Factor APos TPos Remark MHz dBuV/m dBuV/m dB dBuV dB/m dB dB cm deg 1 5190.00 89.09 ------ ------ 77.40 36.13 8.57 33.01 400 125 AVERAGE

Mode	37	
	Band Edge - R	
	U-NII-1_5.15-5.25_802.11ax HE40_CH38_Full_5190MHz	
ANT	CDD 10+11	
Pol.	Horizontal	Fundamental
Peak	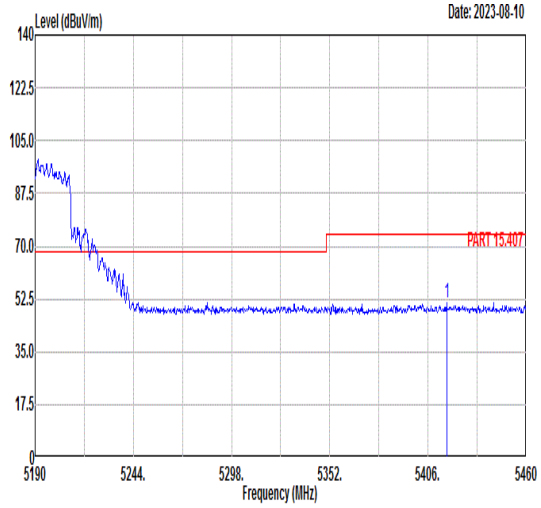 Freq Level Limit Line Margin Read Level Ant Factor Cable Loss Preamp Factor APos TPos Remark MHz dBuV/m dBuV/m dB dBuV dB/m dB dB cm deg 1 5416.26 51.27 74.00 -22.73 39.03 36.03 9.66 33.45 400 125 PEAK	Blank
Avg	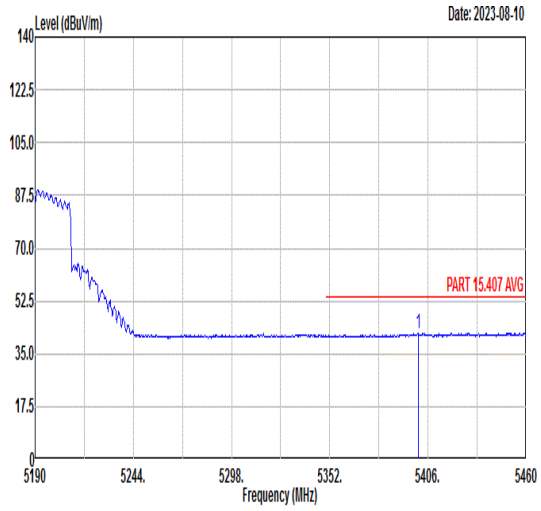 Freq Level Limit Line Margin Read Level Ant Factor Cable Loss Preamp Factor APos TPos Remark MHz dBuV/m dBuV/m dB dBuV dB/m dB dB cm deg 1 5400.60 41.98 54.00 -12.02 29.73 36.04 9.63 33.42 400 125 AVERAGE	Blank

Mode	37	
	Band Edge - L	
	U-NII-1_5.15-5.25_802.11ax HE40_CH38_Full_5190MHz	
ANT	CDD 10+11	
Pol.	Vertical	Fundamental
Peak	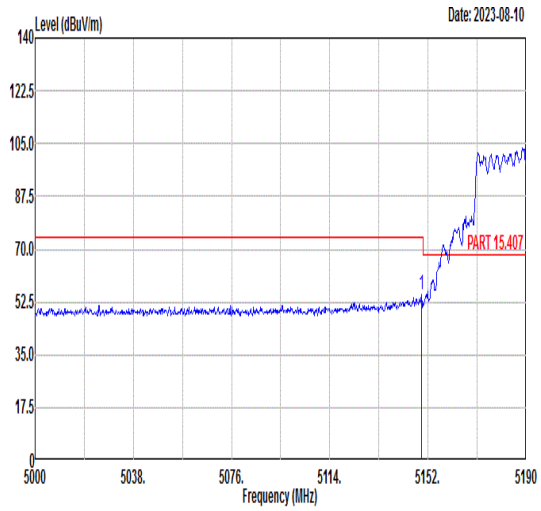 Freq Level Limit Line Margin Read Level Ant Factor Cable Loss Preamp Factor APos TPos Remark MHz dBuV/m dBuV/m dB dBuV dB/m dB dB cm deg 1 5149.53 54.76 74.00 -19.24 43.06 36.14 8.53 32.97 335 220 PEAK	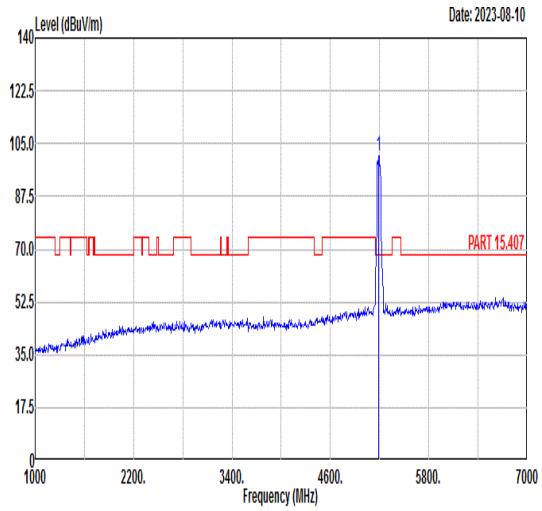 Freq Level Limit Line Margin Read Level Ant Factor Cable Loss Preamp Factor APos TPos Remark MHz dBuV/m dBuV/m dB dBuV dB/m dB dB cm deg 1 5190.00 101.03 ------ ------ 89.34 36.12 8.62 33.05 335 220 PEAK
Avg	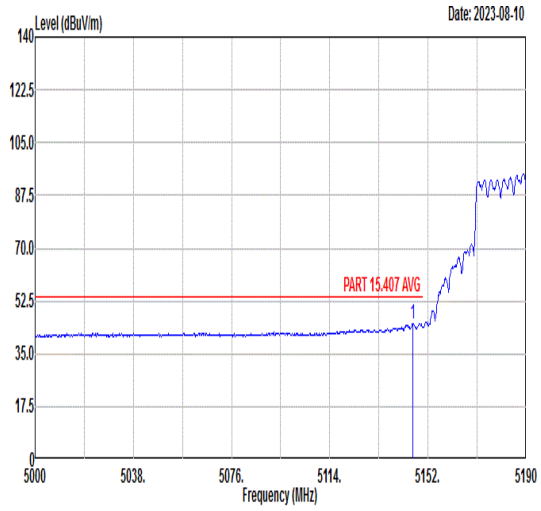 Freq Level Limit Line Margin Read Level Ant Factor Cable Loss Preamp Factor APos TPos Remark MHz dBuV/m dBuV/m dB dBuV dB/m dB dB cm deg 1 5146.11 45.13 54.00 -8.87 33.42 36.14 8.53 32.96 335 220 AVERAGE	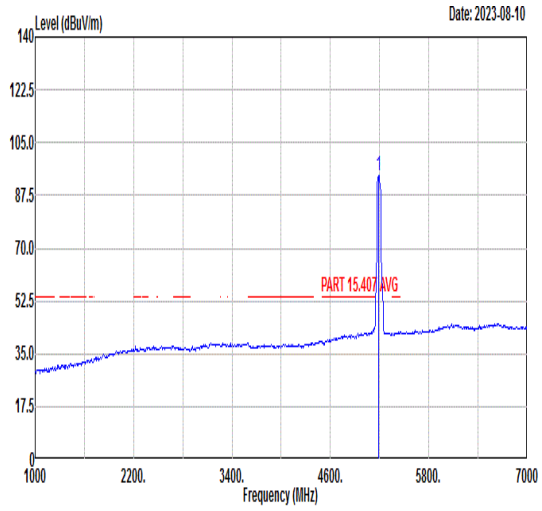 Freq Level Limit Line Margin Read Level Ant Factor Cable Loss Preamp Factor APos TPos Remark MHz dBuV/m dBuV/m dB dBuV dB/m dB dB cm deg 1 5190.00 94.25 ------ ------ 82.56 36.12 8.62 33.05 335 220 AVERAGE

Mode	37	
	Band Edge - R	
	U-NII-1_5.15-5.25_802.11ax HE40_CH38_Full_5190MHz	
ANT	CDD 10+11	
Pol.	Vertical	Fundamental
Peak	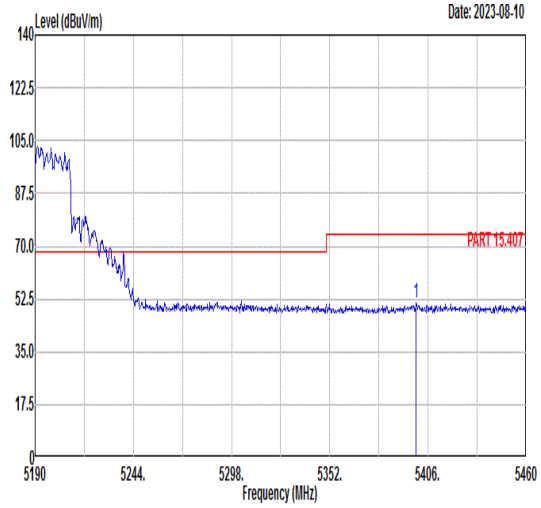 Freq Level Limit Line Margin Read Level Ant Factor Cable Loss Preamp Factor APos TPos Remark MHz dBuV/m dBuV/m dB dBuV dB/m dB dB cm deg 1 5399.52 51.48 74.00 -22.52 39.24 36.04 9.62 33.42 335 220 PEAK	Blank
Avg	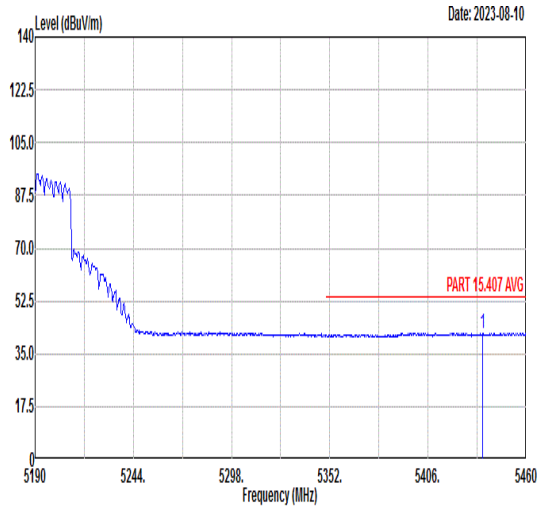 Freq Level Limit Line Margin Read Level Ant Factor Cable Loss Preamp Factor APos TPos Remark MHz dBuV/m dBuV/m dB dBuV dB/m dB dB cm deg 1 5435.97 41.90 54.00 -12.10 29.68 36.03 9.67 33.48 335 220 AVERAGE	Blank

Mode	37	
	Harmonic	
	U-NII-1_5.15-5.25_802.11ax HE40_CH38_Full_5190MHz	
ANT	CDD 10+11	
Pol.	Horizontal	Vertical
Peak Avg	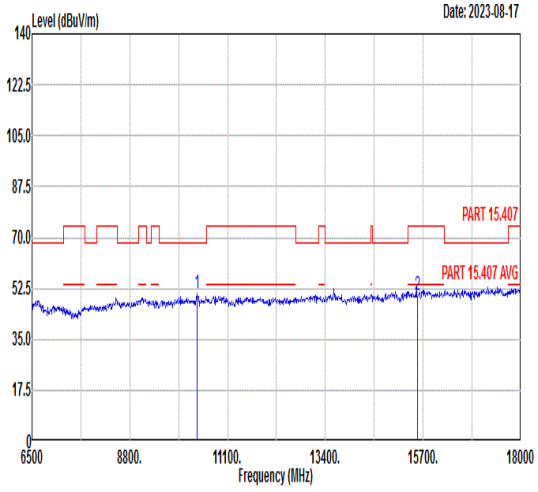 Freq Level Limit Line Margin Read Level Ant Factor Cable Loss Preamp Factor APos TPos Remark MHz dBuV/m dBuV/m dB dBuV dB/m dB dB cm deg 1 10380.00 50.74 68.30 -17.56 50.06 39.38 12.08 50.78 --- --- Peak 2 15570.00 49.93 74.00 -24.07 44.71 42.08 14.60 51.46 --- --- Peak	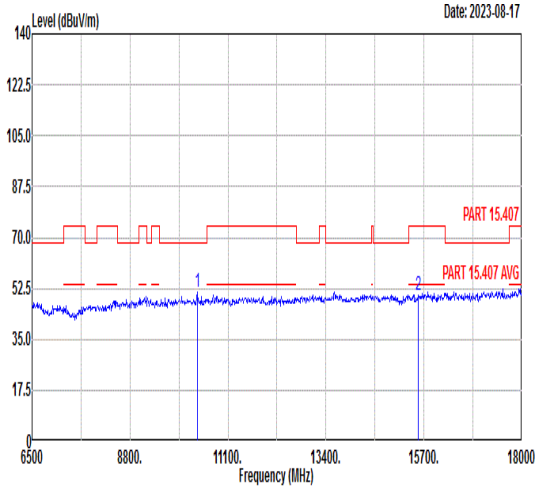 Freq Level Limit Line Margin Read Level Ant Factor Cable Loss Preamp Factor APos TPos Remark MHz dBuV/m dBuV/m dB dBuV dB/m dB dB cm deg 1 10380.00 51.14 68.30 -17.16 50.46 39.38 12.08 50.78 --- --- Peak 2 15562.00 50.30 74.00 -23.70 45.09 42.07 14.59 51.45 --- --- Peak

Mode	38	
	Band Edge - L	
	U-NII-1_5.15-5.25_802.11ax HE40_CH46_Full_5230MHz	
ANT	CDD 10+11	
Pol.	Horizontal	Fundamental
Peak	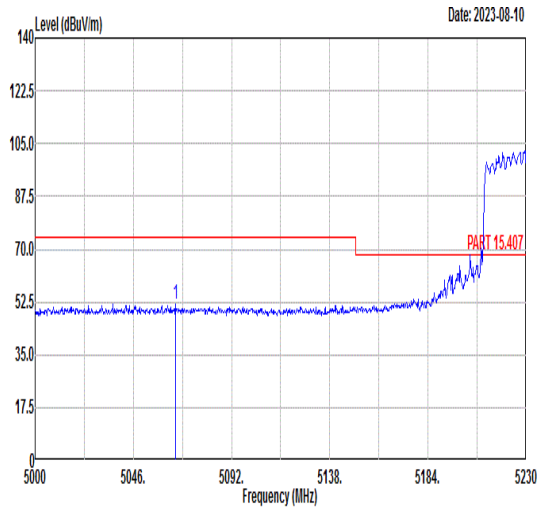 Freq Level Limit Line Margin Read Level Ant Factor Cable Loss Preamp Factor APos TPos Remark MHz dBuV/m dBuV/m dB dBuV dB/m dB dB cm deg 1 5065.78 51.95 74.00 -22.05 40.22 36.17 8.38 32.82 100 305 PEAK	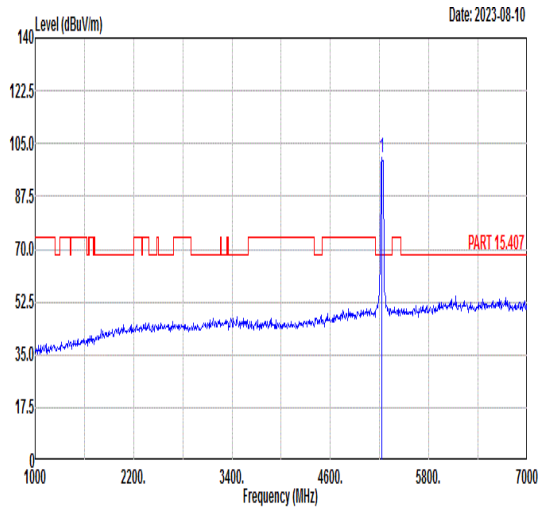 Freq Level Limit Line Margin Read Level Ant Factor Cable Loss Preamp Factor APos TPos Remark MHz dBuV/m dBuV/m dB dBuV dB/m dB dB cm deg 1 5230.00 100.18 ------ ------ 88.44 36.11 8.74 33.11 100 305 PEAK
Avg	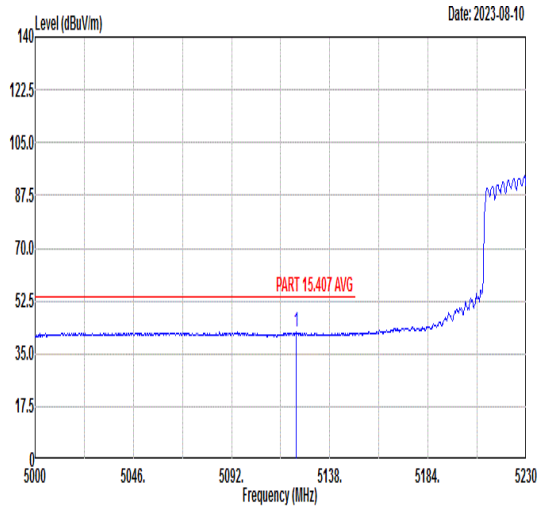 Freq Level Limit Line Margin Read Level Ant Factor Cable Loss Preamp Factor APos TPos Remark MHz dBuV/m dBuV/m dB dBuV dB/m dB dB cm deg 1 5122.36 42.06 54.00 -11.94 30.35 36.15 8.48 32.92 100 305 AVERAGE	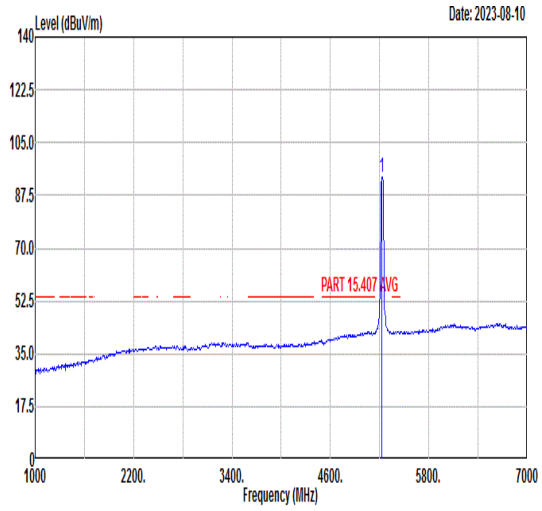 Freq Level Limit Line Margin Read Level Ant Factor Cable Loss Preamp Factor APos TPos Remark MHz dBuV/m dBuV/m dB dBuV dB/m dB dB cm deg 1 5230.00 93.50 ------ ------ 81.76 36.11 8.74 33.11 100 305 AVERAGE

Mode	38	
	Band Edge - R	
	U-NII-1_5.15-5.25_802.11ax HE40_CH46_Full_5230MHz	
ANT	CDD 10+11	
Pol.	Horizontal	Fundamental
Peak	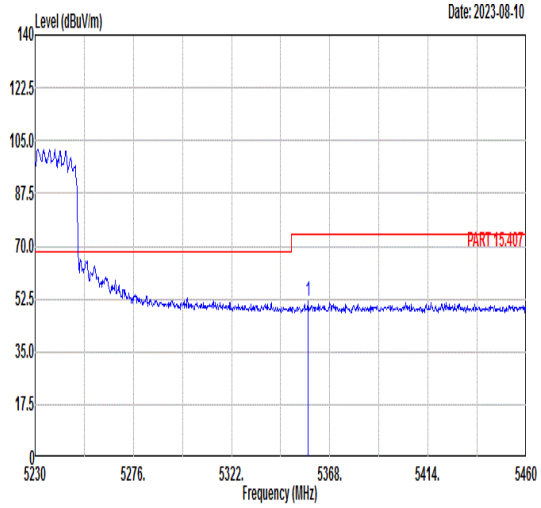 Freq Level Limit Line Margin Read Level Ant Factor Cable Loss Preamp Factor APos TPos Remark MHz dBuV/m dBuV/m dB dBuV dB/m dB dB cm deg 1 5357.88 51.51 74.00 -22.49 39.38 36.06 9.41 33.34 100 305 PEAK	Blank
Avg	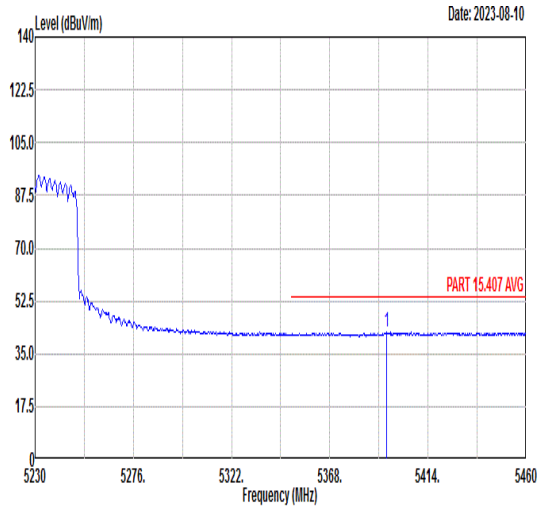 Freq Level Limit Line Margin Read Level Ant Factor Cable Loss Preamp Factor APos TPos Remark MHz dBuV/m dBuV/m dB dBuV dB/m dB dB cm deg 1 5394.68 42.14 54.00 -11.86 29.91 36.04 9.60 33.41 100 305 AVERAGE	Blank

Mode	38
	Band Edge - L
	U-NII-1_5.15-5.25_802.11ax HE40_CH46_Full_5230MHz
ANT	CDD 10+11

Pol.	Vertical	Fundamental
Peak	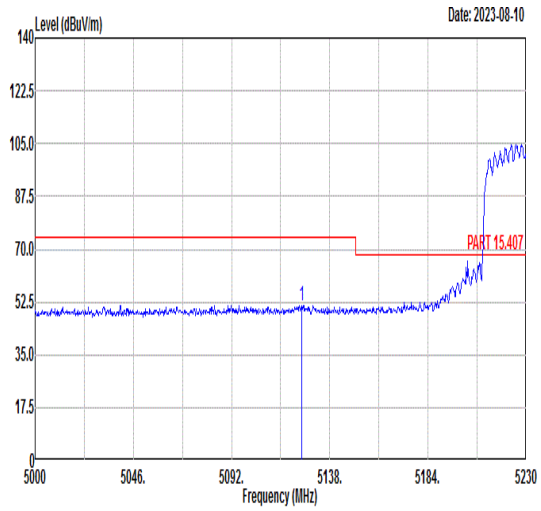 Freq Level Limit Line Margin Read Level Ant Factor Cable Loss Preamp Factor APos TPos Remark MHz dBuV/m dBuV/m dB dBuV dB/m dB dB cm deg 1 5124.89 51.39 74.00 -22.61 39.67 36.15 8.49 32.92 377 214 PEAK	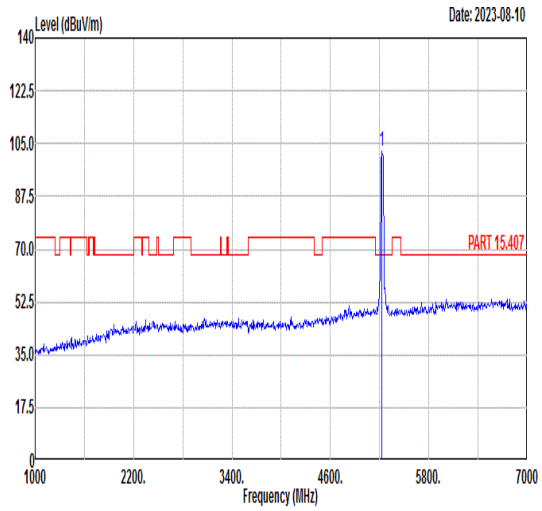 Freq Level Limit Line Margin Read Level Ant Factor Cable Loss Preamp Factor APos TPos Remark MHz dBuV/m dBuV/m dB dBuV dB/m dB dB cm deg 1 5230.00 102.57 ------ ------ 90.83 36.11 8.74 33.11 377 214 PEAK
Avg	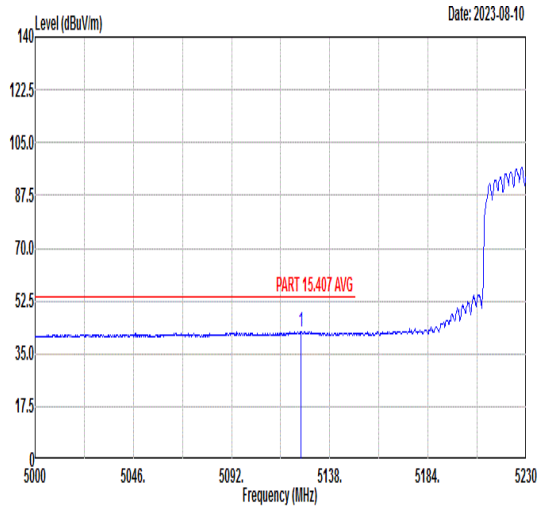 Freq Level Limit Line Margin Read Level Ant Factor Cable Loss Preamp Factor APos TPos Remark MHz dBuV/m dBuV/m dB dBuV dB/m dB dB cm deg 1 5124.66 42.27 54.00 -11.73 30.55 36.15 8.49 32.92 377 214 AVERAGE	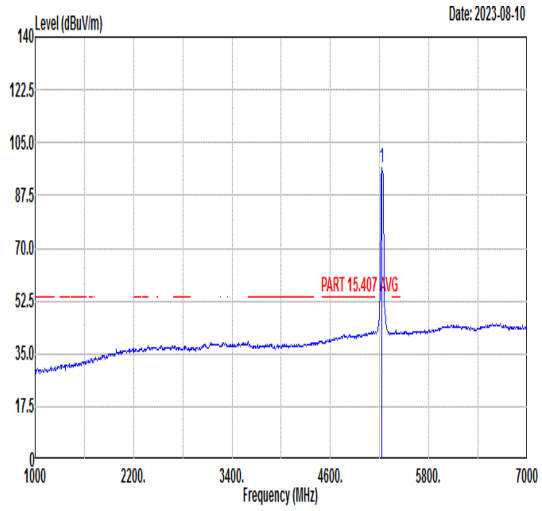 Freq Level Limit Line Margin Read Level Ant Factor Cable Loss Preamp Factor APos TPos Remark MHz dBuV/m dBuV/m dB dBuV dB/m dB dB cm deg 1 5230.00 96.65 ------ ------ 84.91 36.11 8.74 33.11 377 214 AVERAGE

Mode	38	
	Band Edge - R	
	U-NII-1_5.15-5.25_802.11ax HE40_CH46_Full_5230MHz	
ANT	CDD 10+11	
Pol.	Vertical	Fundamental
Peak	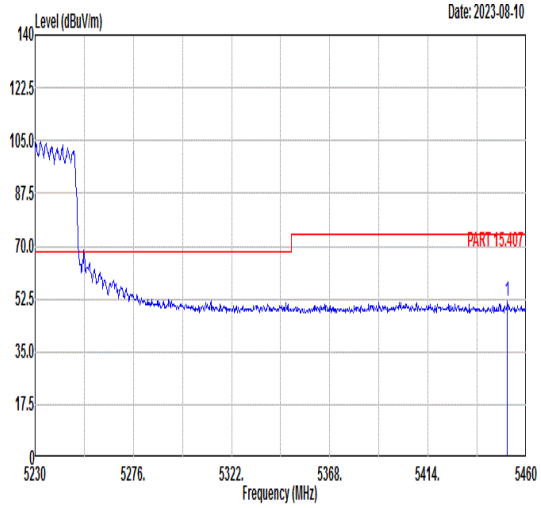 Freq Level Limit Line Margin Read Level Ant Factor Cable Loss Preamp Factor APos TPos Remark MHz dBuV/m dBuV/m dB dBuV dB/m dB dB cm deg 1 5451.26 52.01 74.00 -21.99 39.82 36.02 9.68 33.51 377 214 PEAK	Blank
Avg	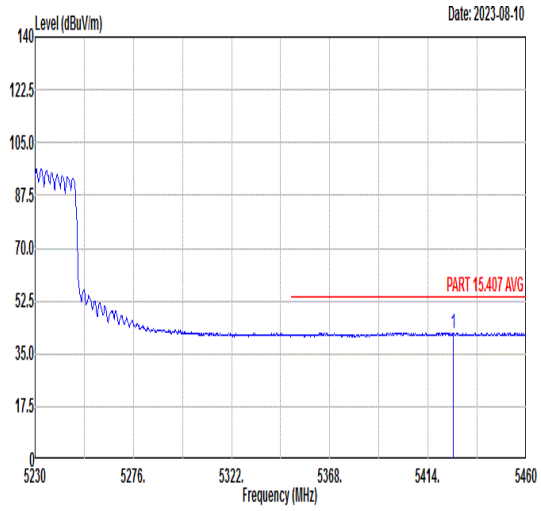 Freq Level Limit Line Margin Read Level Ant Factor Cable Loss Preamp Factor APos TPos Remark MHz dBuV/m dBuV/m dB dBuV dB/m dB dB cm deg 1 5425.96 42.00 54.00 -12.00 29.77 36.03 9.67 33.47 377 214 AVERAGE	Blank

Mode	38	
	Harmonic	
	U-NII-1_5.15-5.25_802.11ax HE40_CH46_Full_5230MHz	
ANT	CDD 10+11	
Pol.	Horizontal	Vertical
Peak Avg	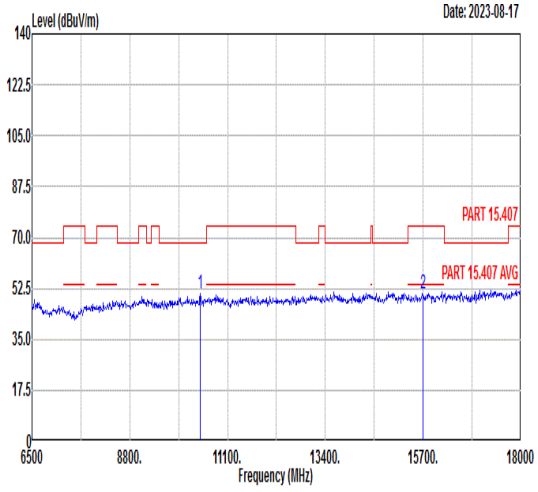 Freq Level Limit Line Margin Read Level Ant Factor Cable Loss Preamp Factor APos TPos Remark MHz dBuV/m dBuV/m dB dBuV dB/m dB dB cm deg 1 10460.00 50.74 68.30 -17.56 49.94 39.46 12.13 50.79 --- --- Peak 2 15690.00 50.63 74.00 -23.37 45.30 42.23 14.65 51.55 --- --- Peak	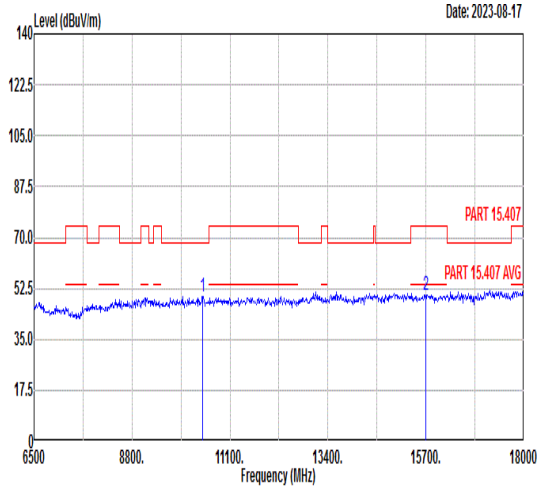 Freq Level Limit Line Margin Read Level Ant Factor Cable Loss Preamp Factor APos TPos Remark MHz dBuV/m dBuV/m dB dBuV dB/m dB dB cm deg 1 10460.00 49.69 68.30 -18.61 48.89 39.46 12.13 50.79 --- --- Peak 2 15690.00 50.01 74.00 -23.99 44.68 42.23 14.65 51.55 --- --- Peak

Mode	39	
	Band Edge - L	
	U-NII-2A_5.25-5.35_802.11ax HE40_CH54_Full_5270MHz	
ANT	CDD 10+11	
Pol.	Horizontal	Fundamental
Peak	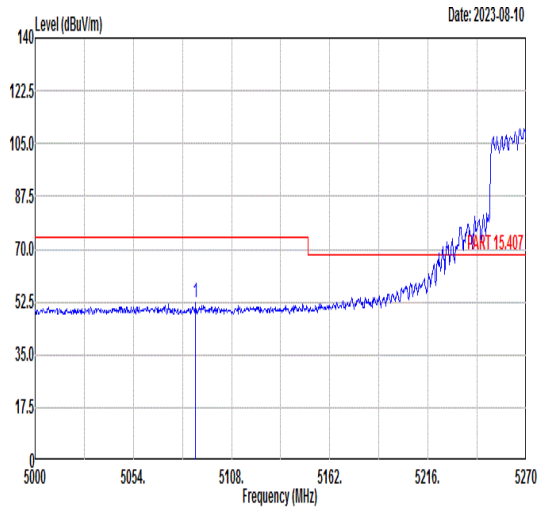 Freq Level Limit Line Margin Read Level Ant Factor Cable Loss Preamp Factor APos TPos Remark MHz dBuV/m dBuV/m dB dBuV dB/m dB dB cm deg 1 5088.29 52.15 74.00 -21.85 40.43 36.16 8.42 32.86 100 301 PEAK	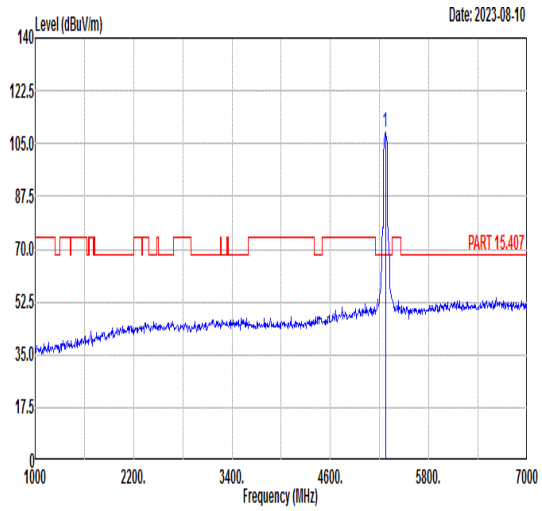 Freq Level Limit Line Margin Read Level Ant Factor Cable Loss Preamp Factor APos TPos Remark MHz dBuV/m dBuV/m dB dBuV dB/m dB dB cm deg 1 5270.00 108.80 ------ ------ 96.94 36.09 8.96 33.19 100 301 PEAK
Avg	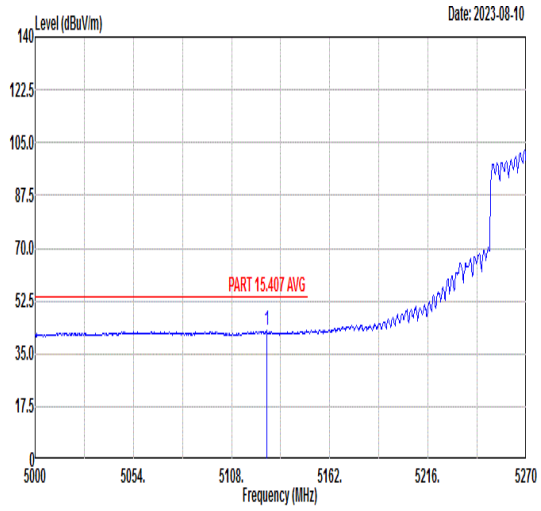 Freq Level Limit Line Margin Read Level Ant Factor Cable Loss Preamp Factor APos TPos Remark MHz dBuV/m dBuV/m dB dBuV dB/m dB dB cm deg 1 5127.17 42.65 54.00 -11.35 30.94 36.15 8.49 32.93 100 301 AVERAGE	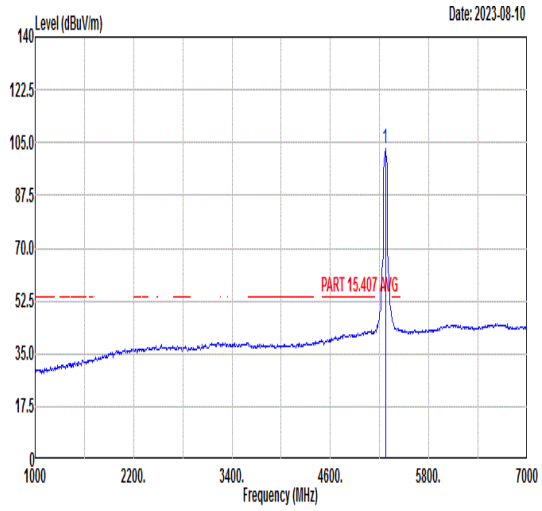 Freq Level Limit Line Margin Read Level Ant Factor Cable Loss Preamp Factor APos TPos Remark MHz dBuV/m dBuV/m dB dBuV dB/m dB dB cm deg 1 5270.00 102.92 ------ ------ 91.06 36.09 8.96 33.19 100 301 AVERAGE

Mode	39	
	Band Edge - R	
	U-NII-2A_5.25-5.35_802.11ax HE40_CH54_Full_5270MHz	
ANT	CDD 10+11	
Pol.	Horizontal	Fundamental
Peak	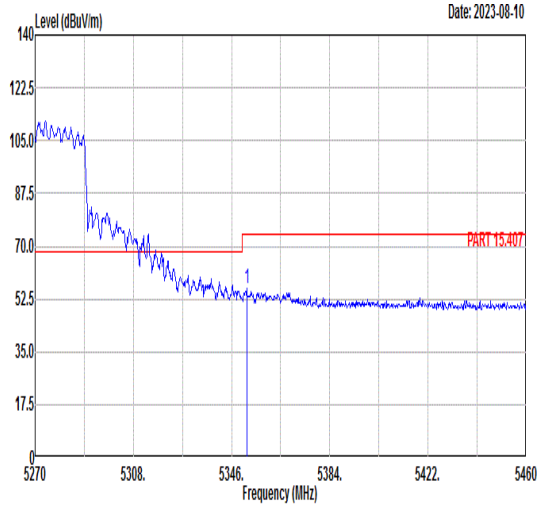 Freq Level Limit Line Margin Read Level Ant Factor Cable Loss Preamp Factor APos TPos Remark MHz dBuV/m dBuV/m dB dBuV dB/m dB dB cm deg 1 5351.89 55.87 74.00 -18.13 43.77 36.06 9.37 33.33 100 301 PEAK	Blank
Avg	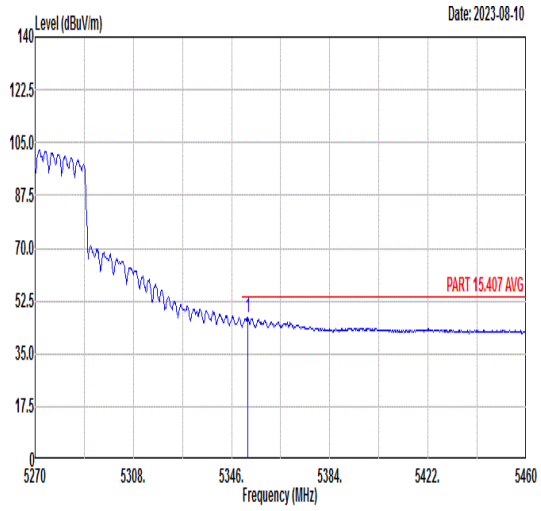 Freq Level Limit Line Margin Read Level Ant Factor Cable Loss Preamp Factor APos TPos Remark MHz dBuV/m dBuV/m dB dBuV dB/m dB dB cm deg 1 5352.27 46.87 54.00 -7.13 34.76 36.06 9.38 33.33 100 301 AVERAGE	Blank

Mode	39
	Band Edge - L
	U-NII-2A_5.25-5.35_802.11ax HE40_CH54_Full_5270MHz
ANT	CDD 10+11

Pol.	Vertical	Fundamental
Peak	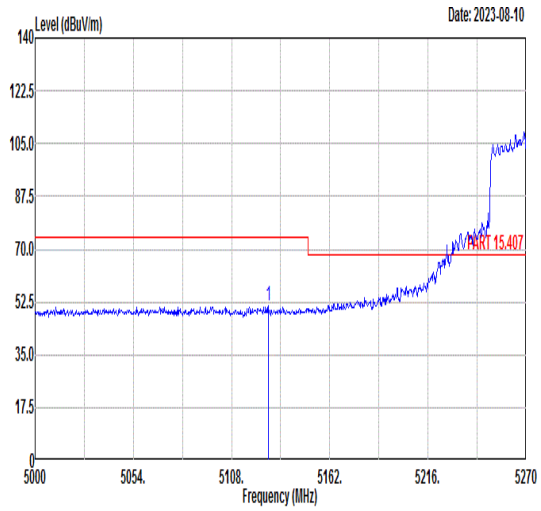 Freq Level Limit Line Margin Read Level Ant Factor Cable Loss Preamp Factor APos TPos Remark MHz dBuV/m dBuV/m dB dBuV dB/m dB dB cm deg 1 5128.25 51.40 74.00 -22.60 39.68 36.15 8.50 32.93 275 244 PEAK	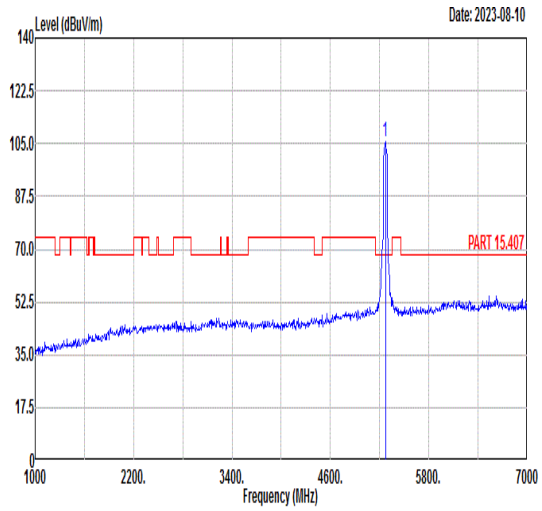 Freq Level Limit Line Margin Read Level Ant Factor Cable Loss Preamp Factor APos TPos Remark MHz dBuV/m dBuV/m dB dBuV dB/m dB dB cm deg 1 5270.00 105.71 ------ ------ 93.85 36.09 8.96 33.19 275 244 PEAK
Avg	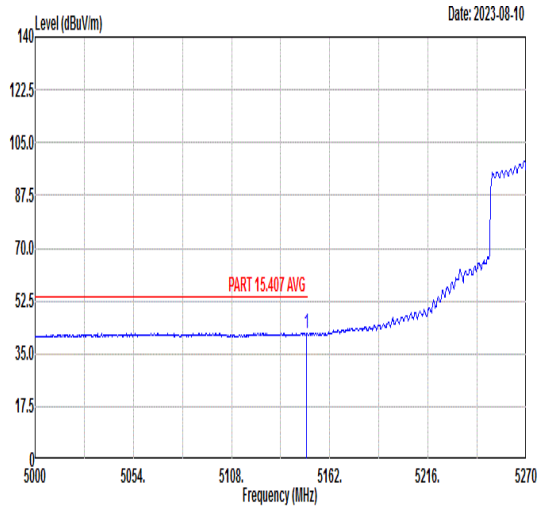 Freq Level Limit Line Margin Read Level Ant Factor Cable Loss Preamp Factor APos TPos Remark MHz dBuV/m dBuV/m dB dBuV dB/m dB dB cm deg 1 5149.31 42.00 54.00 -12.00 30.30 36.14 8.53 32.97 275 244 AVERAGE	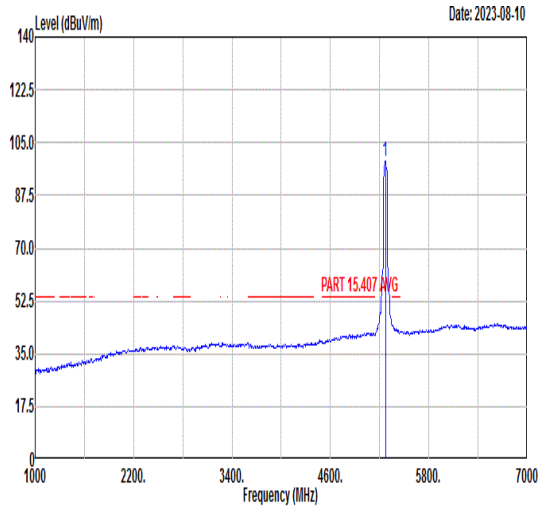 Freq Level Limit Line Margin Read Level Ant Factor Cable Loss Preamp Factor APos TPos Remark MHz dBuV/m dBuV/m dB dBuV dB/m dB dB cm deg 1 5270.00 98.65 ------ ------ 86.79 36.09 8.96 33.19 275 244 AVERAGE

Mode	39	
	Band Edge - R	
	U-NII-2A_5.25-5.35_802.11ax HE40_CH54_Full_5270MHz	
ANT	CDD 10+11	
Pol.	Vertical	Fundamental
Peak	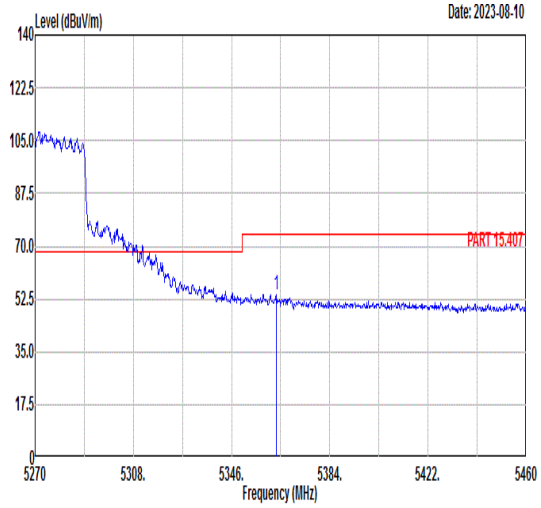 Freq Level Limit Line Margin Read Level Ant Factor Cable Loss Preamp Factor APos TPos Remark MHz dBuV/m dBuV/m dB dBuV dB/m dB dB cm deg 1 5363.29 53.89 74.00 -20.11 41.76 36.05 9.43 33.35 275 244 PEAK	Blank
Avg	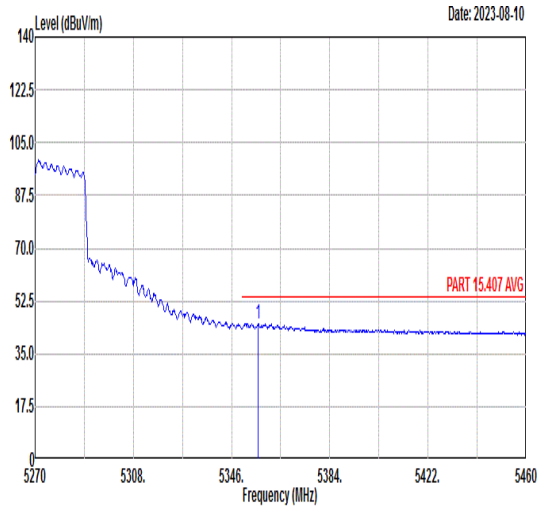 Freq Level Limit Line Margin Read Level Ant Factor Cable Loss Preamp Factor APos TPos Remark MHz dBuV/m dBuV/m dB dBuV dB/m dB dB cm deg 1 5356.26 45.12 54.00 -8.88 33.00 36.06 9.40 33.34 275 244 AVERAGE	Blank

Mode	39	
	Harmonic	
	U-NII-2A_5.25-5.35_802.11ax HE40_CH54_Full_5270MHz	
ANT	CDD 10+11	
Pol.	Horizontal	Vertical
Peak Avg	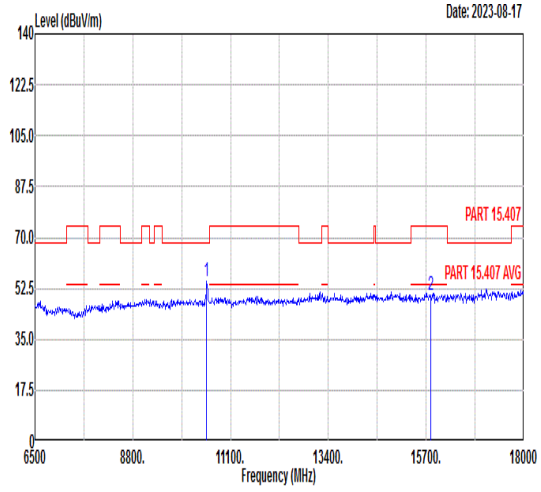 Freq Level Limit Line Margin Read Level Ant Factor Cable Loss Preamp Factor APos TPos Remark MHz dBuV/m dBuV/m dB dBuV dB/m dB dB cm deg 1 10540.00 55.05 68.30 -13.25 54.15 39.51 12.19 50.80 --- --- Peak 2 15810.00 50.05 74.00 -23.95 44.62 42.37 14.71 51.65 --- --- Peak	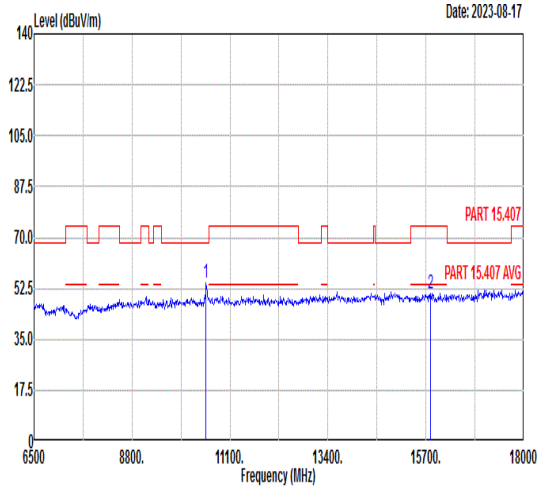 Freq Level Limit Line Margin Read Level Ant Factor Cable Loss Preamp Factor APos TPos Remark MHz dBuV/m dBuV/m dB dBuV dB/m dB dB cm deg 1 10540.00 54.54 68.30 -13.76 53.64 39.51 12.19 50.80 --- --- Peak 2 15810.00 50.54 74.00 -23.46 45.11 42.37 14.71 51.65 --- --- Peak

Mode	40	
	Band Edge - L	
	U-NII-2A_5.25-5.35_802.11ax HE40_CH62_Full_5310MHz	
ANT	CDD 10+11	
Pol.	Horizontal	Fundamental
Peak	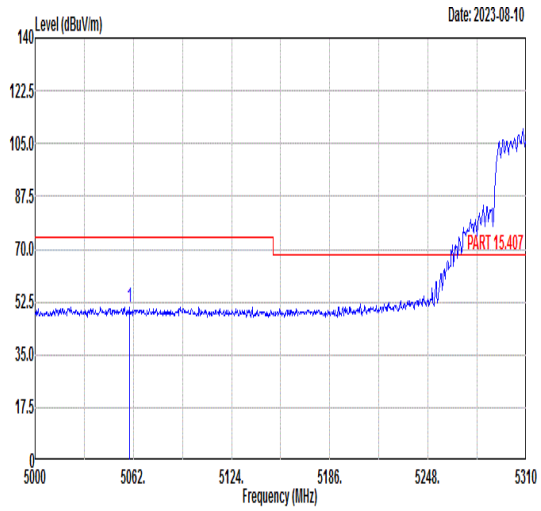 Freq Level Limit Line Margin Read Level Ant Factor Cable Loss Preamp Factor APos TPos Remark MHz dBuV/m dBuV/m dB dBuV dB/m dB dB cm deg 1 5059.83 50.97 74.00 -23.03 39.23 36.18 8.37 32.81 100 304 PEAK	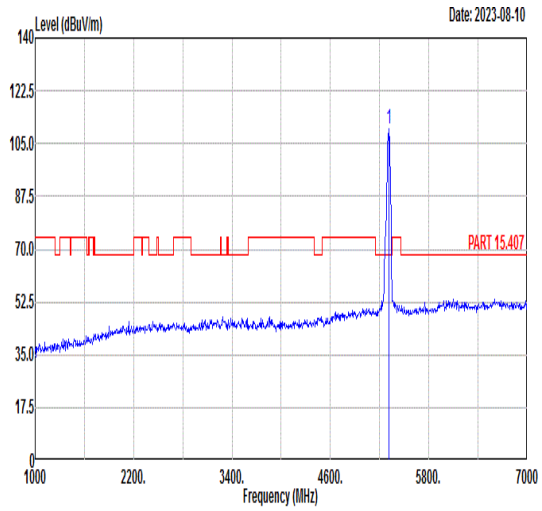 Freq Level Limit Line Margin Read Level Ant Factor Cable Loss Preamp Factor APos TPos Remark MHz dBuV/m dBuV/m dB dBuV dB/m dB dB cm deg 1 5310.00 109.69 ------ ------ 97.71 36.07 9.18 33.27 100 304 PEAK
Avg	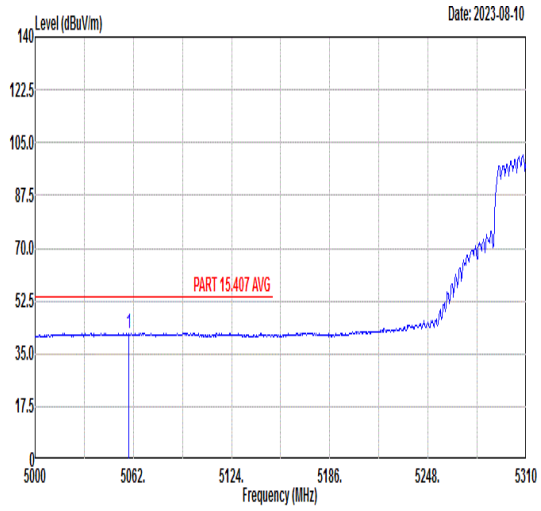 Freq Level Limit Line Margin Read Level Ant Factor Cable Loss Preamp Factor APos TPos Remark MHz dBuV/m dBuV/m dB dBuV dB/m dB dB cm deg 1 5059.21 41.82 54.00 -12.18 30.08 36.18 8.37 32.81 100 304 AVERAGE	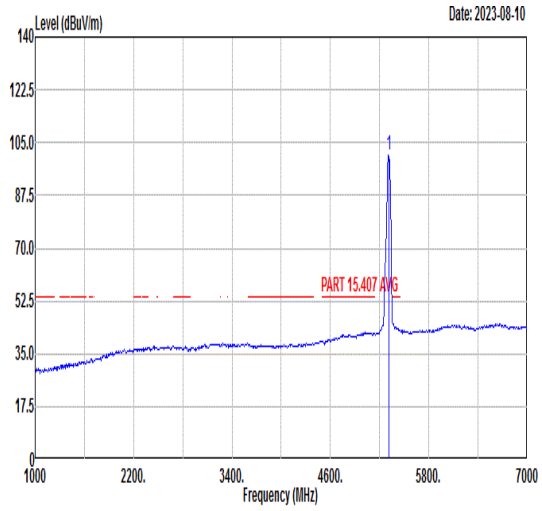 Freq Level Limit Line Margin Read Level Ant Factor Cable Loss Preamp Factor APos TPos Remark MHz dBuV/m dBuV/m dB dBuV dB/m dB dB cm deg 1 5310.00 100.73 ------ ------ 88.75 36.08 9.15 33.25 100 304 AVERAGE

Mode	40	
	Band Edge - R	
	U-NII-2A_5.25-5.35_802.11ax HE40_CH62_Full_5310MHz	
ANT	CDD 10+11	
Pol.	Horizontal	Fundamental
Peak	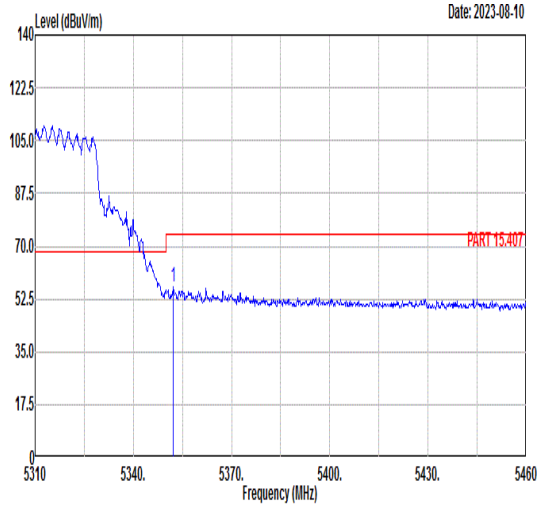 Freq Level Limit Line Margin Read Level Ant Factor Cable Loss Preamp Factor APos TPos Remark MHz dBuV/m dBuV/m dB dBuV dB/m dB dB cm deg 1 5352.15 56.67 74.00 -17.33 44.56 36.06 9.38 33.33 100 304 PEAK	Blank
Avg	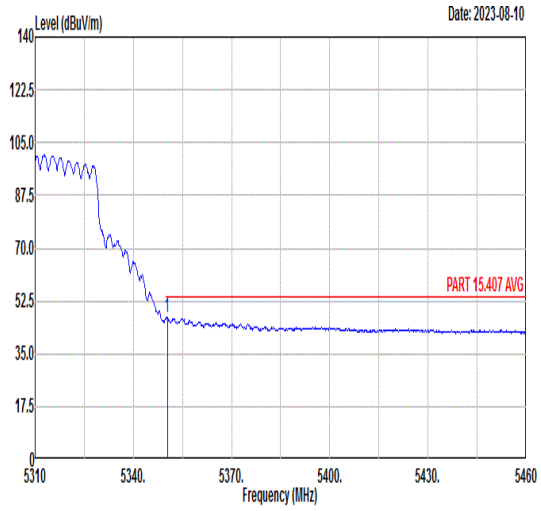 Freq Level Limit Line Margin Read Level Ant Factor Cable Loss Preamp Factor APos TPos Remark MHz dBuV/m dBuV/m dB dBuV dB/m dB dB cm deg 1 5350.35 47.06 54.00 -6.94 34.96 36.06 9.37 33.33 100 304 AVERAGE	Blank

Mode	40	
	Band Edge - L	
	U-NII-2A_5.25-5.35_802.11ax HE40_CH62_Full_5310MHz	
ANT	CDD 10+11	
Pol.	Vertical	Fundamental
Peak	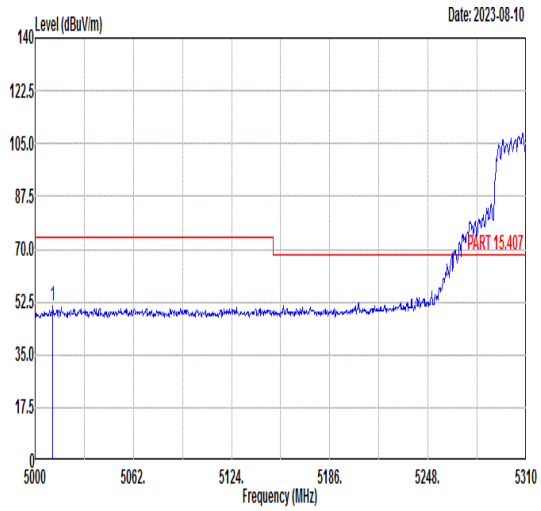 Freq Level Limit Line Margin Read Level Ant Factor Cable Loss Preamp Factor APos TPos Remark MHz dBuV/m dBuV/m dB dBuV dB/m dB dB cm deg 1 5011.16 51.02 74.00 -22.98 39.23 36.20 8.31 32.72 332 246 PEAK	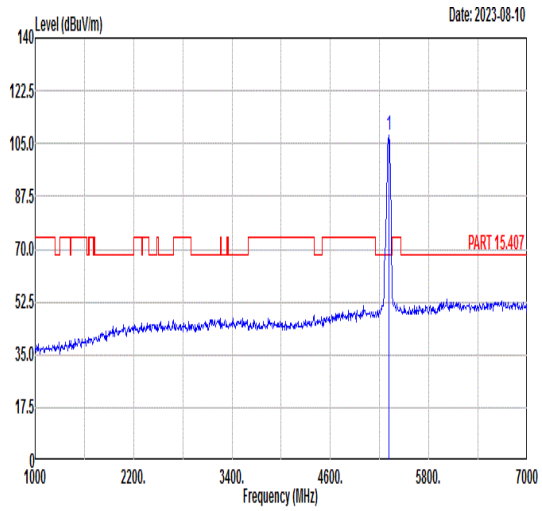 Freq Level Limit Line Margin Read Level Ant Factor Cable Loss Preamp Factor APos TPos Remark MHz dBuV/m dBuV/m dB dBuV dB/m dB dB cm deg 1 5310.00 107.72 ------ ------ 95.74 36.07 9.18 33.27 332 246 PEAK
Avg	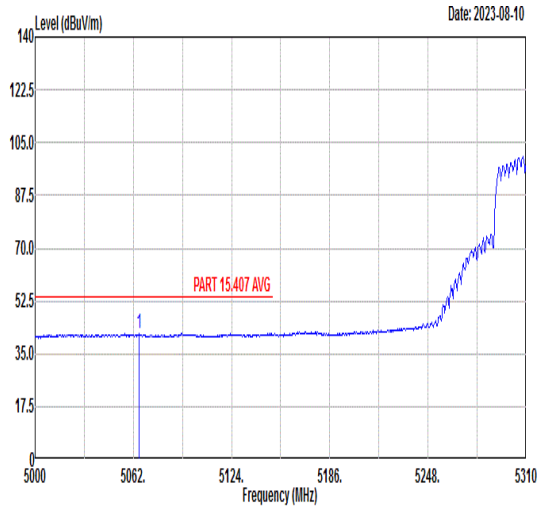 Freq Level Limit Line Margin Read Level Ant Factor Cable Loss Preamp Factor APos TPos Remark MHz dBuV/m dBuV/m dB dBuV dB/m dB dB cm deg 1 5065.72 41.72 54.00 -12.28 29.99 36.17 8.38 32.82 332 246 AVERAGE	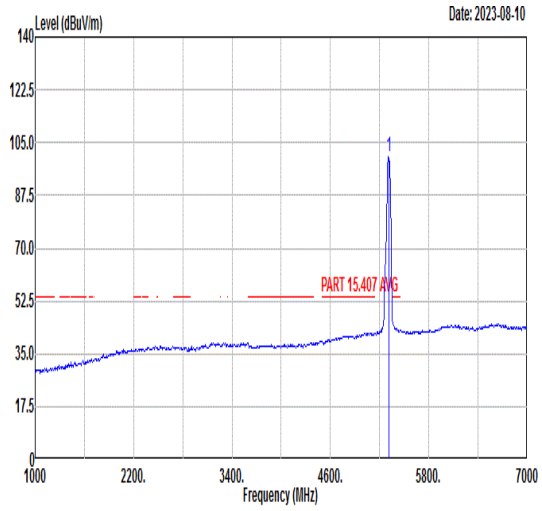 Freq Level Limit Line Margin Read Level Ant Factor Cable Loss Preamp Factor APos TPos Remark MHz dBuV/m dBuV/m dB dBuV dB/m dB dB cm deg 1 5310.00 100.31 ------ ------ 88.33 36.08 9.15 33.25 332 246 AVERAGE

Mode	40	
	Band Edge - R	
	U-NII-2A_5.25-5.35_802.11ax HE40_CH62_Full_5310MHz	
ANT	CDD 10+11	
Pol.	Vertical	Fundamental
Peak	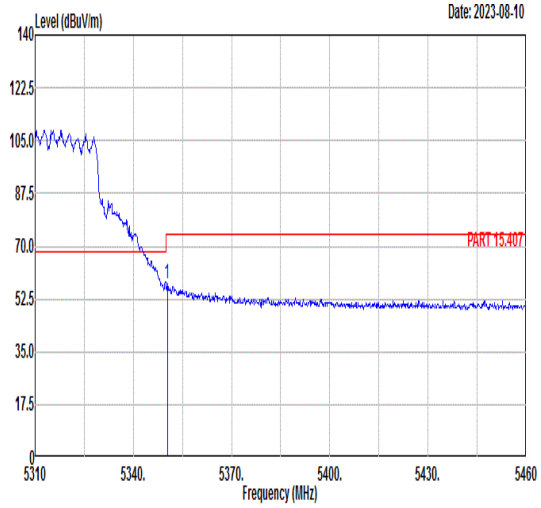 Freq Level Limit Line Margin Read Level Ant Factor Cable Loss Preamp Factor APos TPos Remark MHz dBuV/m dBuV/m dB dBuV dB/m dB dB cm deg 1 5350.35 57.83 74.00 -16.17 45.73 36.06 9.37 33.33 332 246 PEAK	Blank
Avg	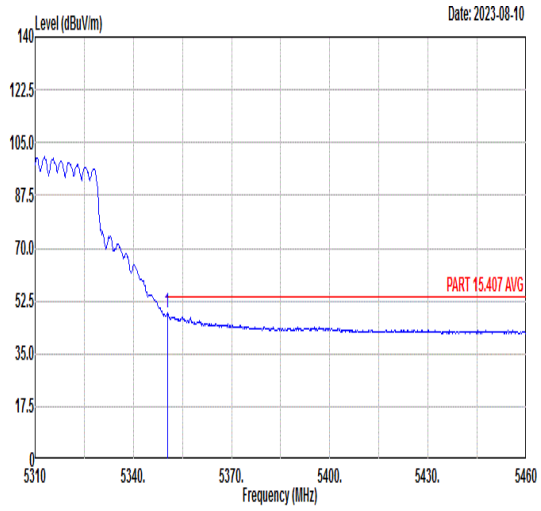 Freq Level Limit Line Margin Read Level Ant Factor Cable Loss Preamp Factor APos TPos Remark MHz dBuV/m dBuV/m dB dBuV dB/m dB dB cm deg 1 5350.35 48.53 54.00 -5.47 36.43 36.06 9.37 33.33 332 246 AVERAGE	Blank

Mode	40	
	Harmonic	
	U-NII-2A_5.25-5.35_802.11ax HE40_CH62_Full_5310MHz	
ANT	CDD 10+11	
Pol.	Horizontal	Vertical
Peak Avg	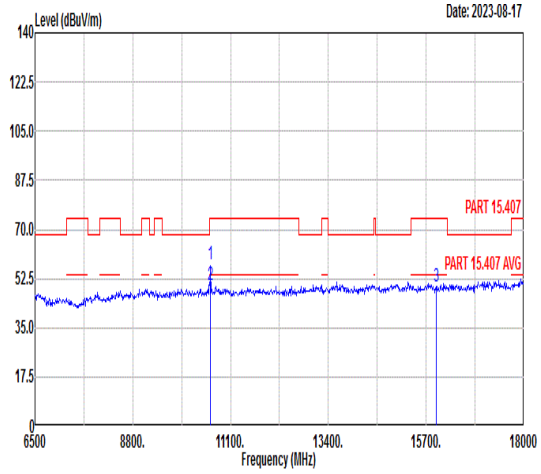 Freq Level Limit Line Margin Read Level Ant Factor Cable Loss Preamp Factor APos TPos Remark MHz dBuV/m dBuV/m dB dBuV dB/m dB dB cm deg 1 10620.00 57.73 74.00 -16.27 56.76 39.52 12.25 50.80 100 63 Peak 2 10620.00 50.44 54.00 -3.56 49.47 39.52 12.25 50.80 100 63 Average 3 15930.00 49.84 74.00 -24.16 44.30 42.52 14.76 51.74 --- --- Peak	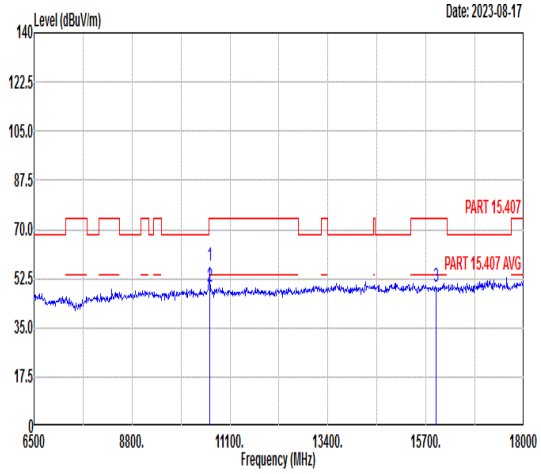 Freq Level Limit Line Margin Read Level Ant Factor Cable Loss Preamp Factor APos TPos Remark MHz dBuV/m dBuV/m dB dBuV dB/m dB dB cm deg 1 10620.00 57.04 74.00 -16.96 56.07 39.52 12.25 50.80 100 319 Peak 2 10620.00 49.53 54.00 -4.47 48.56 39.52 12.25 50.80 100 319 Average 3 15930.00 49.40 74.00 -24.60 43.86 42.52 14.76 51.74 --- --- Peak

Mode	41
	Band Edge - L
	U-NII-2C_5.47-5.725_802.11ax HE40_CH102_Full_5510MHz
ANT	CDD 10+11

Pol.	Horizontal	Fundamental
Peak	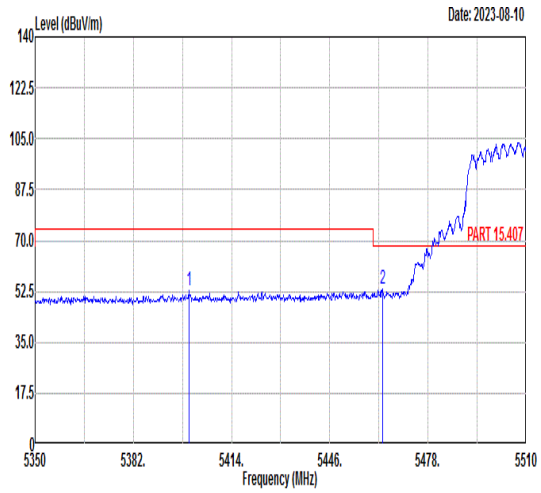 Freq Level Limit Line Margin Read Level Ant Factor Cable Loss Preamp Factor APos TPos Remark 1 5400.08 52.86 74.00 -21.14 40.62 36.04 9.62 33.42 100 301 PEAK 2 5463.12 53.11 68.30 -15.19 40.94 36.01 9.69 33.53 100 301 PEAK	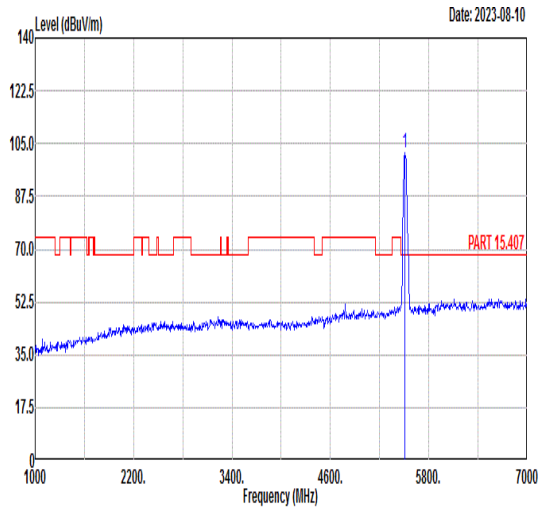 Freq Level Limit Line Margin Read Level Ant Factor Cable Loss Preamp Factor APos TPos Remark 1 5510.00 102.04 ------ ------ 89.92 36.01 9.71 33.60 100 301 PEAK
Avg	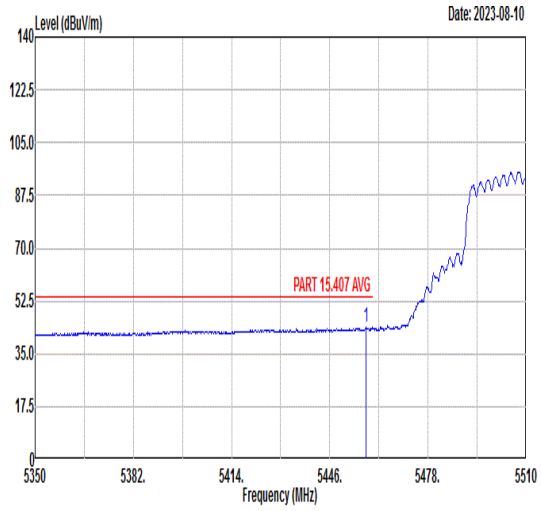 Freq Level Limit Line Margin Read Level Ant Factor Cable Loss Preamp Factor APos TPos Remark 1 5457.84 43.67 54.00 -10.33 31.48 36.02 9.69 33.52 100 301 AVERAGE	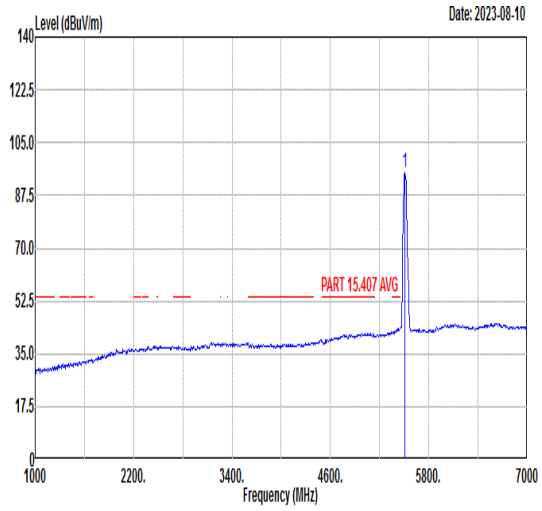 Freq Level Limit Line Margin Read Level Ant Factor Cable Loss Preamp Factor APos TPos Remark 1 5510.00 95.18 ------ ------ 83.06 36.01 9.71 33.60 100 301 AVERAGE

Mode	41	
	Band Edge - R	
	U-NII-2C_5.47-5.725_802.11ax HE40_CH102_Full_5510MHz	
ANT	CDD 10+11	
Pol.	Horizontal	Fundamental
Peak	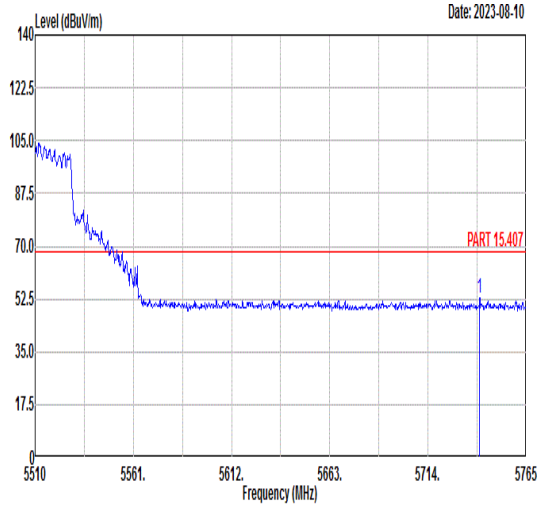 Freq Level Limit Line Margin Read Level Ant Factor Cable Loss Preamp Factor APos TPos Remark MHz dBuV/m dBuV/m dB dBuV dB/m dB dB cm deg 1 5740.78 52.61 68.30 -15.69 39.68 36.34 10.05 33.46 100 301 PEAK	Blank

Mode	41
	Band Edge - L
	U-NII-2C_5.47-5.725_802.11ax HE40_CH102_Full_5510MHz
ANT	CDD 10+11

Pol.	Vertical	Fundamental
Peak	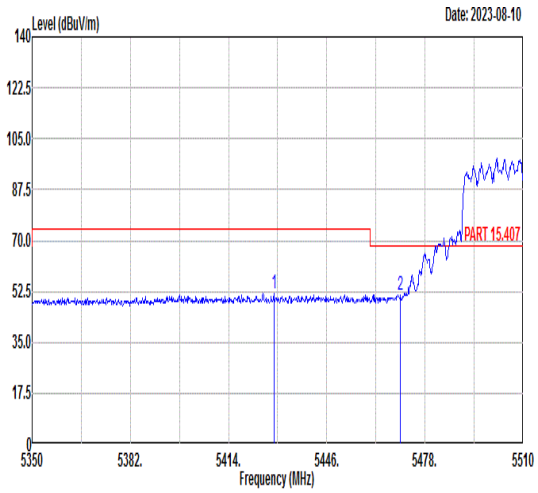 Freq Level Limit Line Margin Read Level Ant Factor Cable Loss Preamp Factor APos TPos Remark 1 5428.72 51.63 74.00 -22.37 39.40 36.03 9.67 33.47 300 205 PEAK 2 5470.00 51.28 68.30 -17.02 39.13 36.01 9.69 33.55 300 205 PEAK	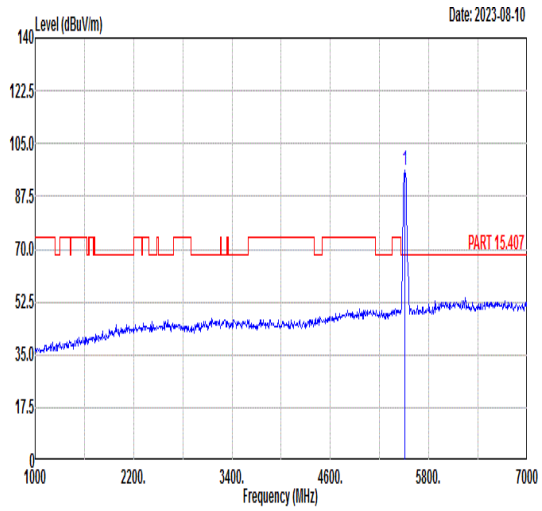 Freq Level Limit Line Margin Read Level Ant Factor Cable Loss Preamp Factor APos TPos Remark 1 5510.00 96.00 ------ ------ 83.88 36.01 9.71 33.60 300 205 PEAK
Avg	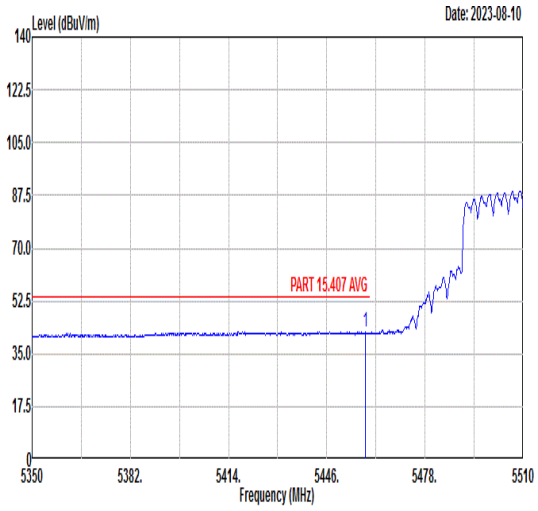 Freq Level Limit Line Margin Read Level Ant Factor Cable Loss Preamp Factor APos TPos Remark 1 5458.48 42.14 54.00 -11.86 29.96 36.02 9.69 33.53 300 205 AVERAGE	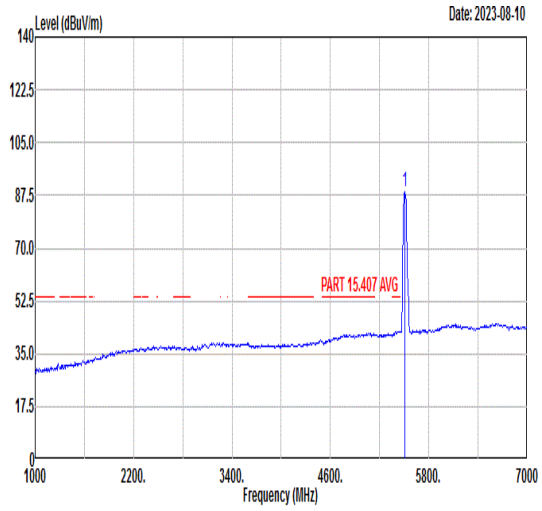 Freq Level Limit Line Margin Read Level Ant Factor Cable Loss Preamp Factor APos TPos Remark 1 5510.00 88.91 ------ ------ 76.77 36.02 9.71 33.59 300 205 AVERAGE

Mode	41	
	Band Edge - R	
	U-NII-2C_5.47-5.725_802.11ax HE40_CH102_Full_5510MHz	
ANT	CDD 10+11	
Pol.	Vertical	Fundamental
Peak	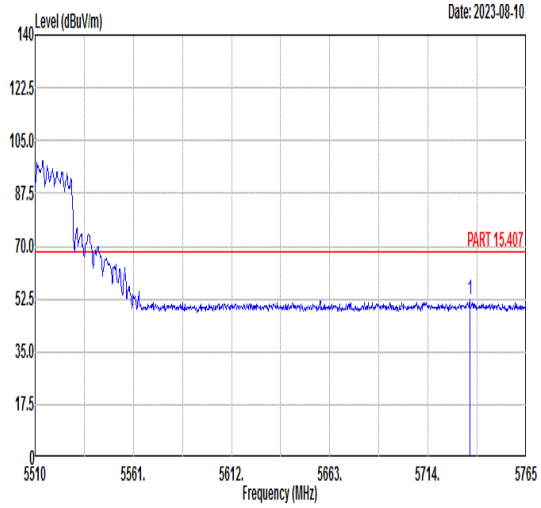 Freq Level Limit Line Margin Read Level Ant Factor Cable Loss Preamp Factor APos TPos Remark MHz dBuV/m dBuV/m dB dBuV dB/m dB dB cm deg 1 5735.68 52.06 68.30 -16.24 39.15 36.33 10.04 33.46 300 205 PEAK	Blank

Mode	41	
	Harmonic	
	U-NII-2C_5.47-5.725_802.11ax HE40_CH102_Full_5510MHz	
ANT	CDD 10+11	
Pol.	Horizontal	Vertical
Peak Avg	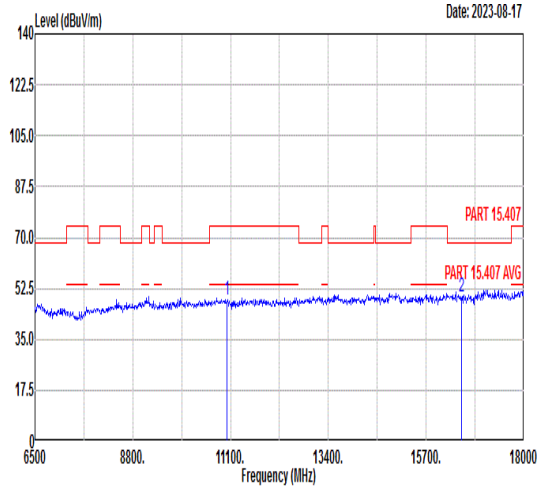 Freq Level Limit Line Margin Read Level Ant Factor Cable Loss Preamp Factor APos TPos Remark MHz dBuV/m dBuV/m dB dBuV dB/m dB dB cm deg 1 11020.00 48.79 74.00 -25.21 47.45 39.60 12.54 50.80 --- --- Peak 2 16530.00 49.41 68.30 -18.89 42.72 43.29 15.19 51.79 --- --- Peak	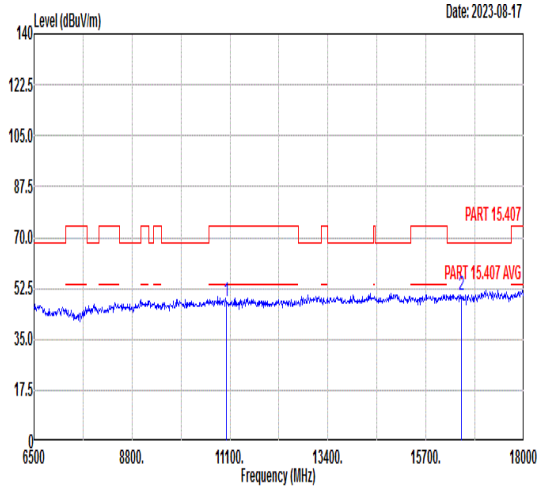 Freq Level Limit Line Margin Read Level Ant Factor Cable Loss Preamp Factor APos TPos Remark MHz dBuV/m dBuV/m dB dBuV dB/m dB dB cm deg 1 11020.00 47.96 74.00 -26.04 46.62 39.60 12.54 50.80 --- --- Peak 2 16530.00 49.93 68.30 -18.37 43.24 43.29 15.19 51.79 --- --- Peak

Mode	42
	Band Edge - L
	U-NII-2C_5.47-5.725_802.11ax HE40_CH110_Full_5550MHz
ANT	CDD 10+11

Pol.	Horizontal	Fundamental
Peak	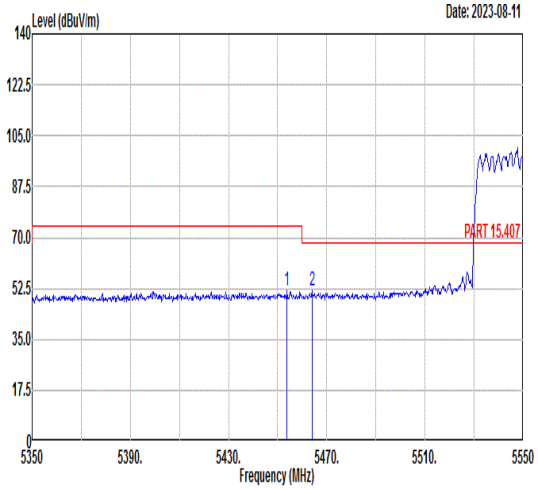 Freq Level Limit Line Margin Read Level Ant Factor Cable Loss Preamp Factor APos TPos Remark MHz dBuV/m dBuV/m dB dBuV dB/m dB dB cm deg 1 5453.80 51.73 74.00 -22.27 39.55 36.02 9.68 33.52 100 268 PEAK 2 5464.00 51.90 68.30 -16.40 39.74 36.01 9.69 33.54 100 268 PEAK	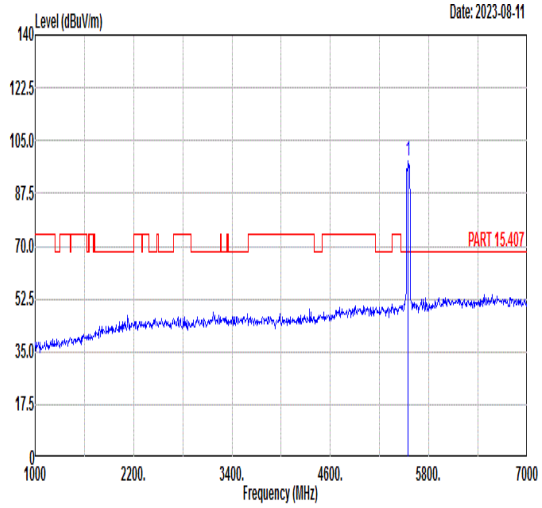 Freq Level Limit Line Margin Read Level Ant Factor Cable Loss Preamp Factor APos TPos Remark MHz dBuV/m dBuV/m dB dBuV dB/m dB dB cm deg 1 5550.00 98.42 ------ ------ 86.19 36.07 9.73 33.57 100 268 PEAK
Avg	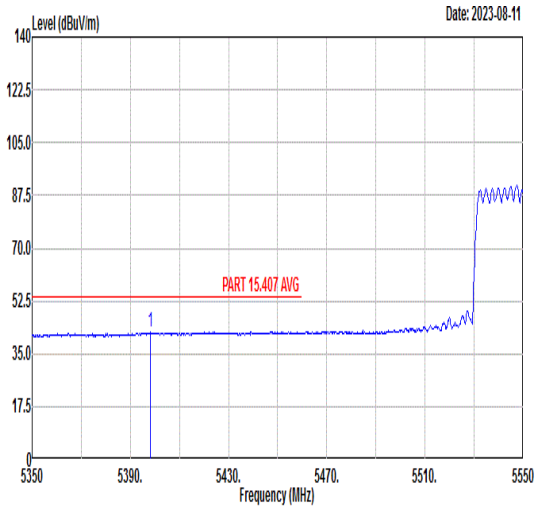 Freq Level Limit Line Margin Read Level Ant Factor Cable Loss Preamp Factor APos TPos Remark MHz dBuV/m dBuV/m dB dBuV dB/m dB dB cm deg 1 5398.00 42.45 54.00 -11.55 30.22 36.04 9.61 33.42 100 268 AVERAGE	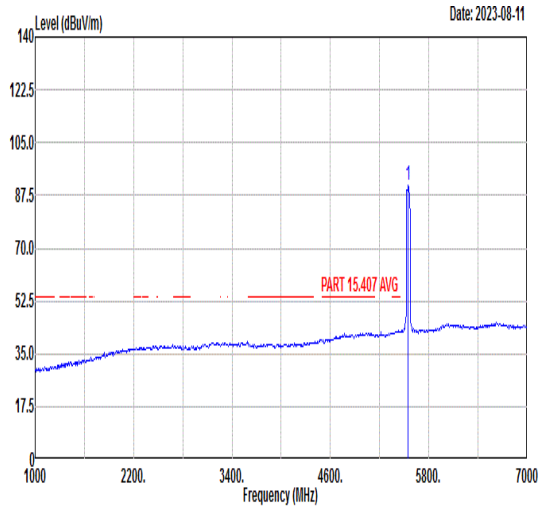 Freq Level Limit Line Margin Read Level Ant Factor Cable Loss Preamp Factor APos TPos Remark MHz dBuV/m dBuV/m dB dBuV dB/m dB dB cm deg 1 5550.00 90.62 ------ ------ 78.39 36.07 9.73 33.57 100 268 AVERAGE

Mode	42	
	Band Edge - R	
	U-NII-2C_5.47-5.725_802.11ax HE40_CH110_Full_5550MHz	
ANT	CDD 10+11	
Pol.	Horizontal	Fundamental
Peak	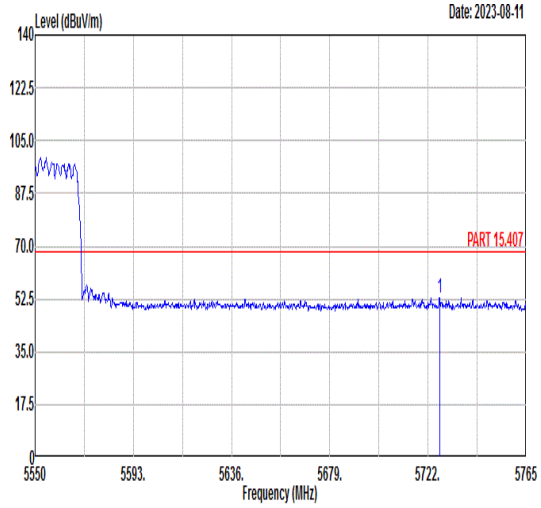 Freq Level Limit Line Margin Read Level Ant Factor Cable Loss Preamp Factor APos TPos Remark MHz dBuV/m dBuV/m dB dBuV dB/m dB dB cm deg 1 5727.16 52.92 68.30 -15.38 40.04 36.32 10.02 33.46 100 268 PEAK	Blank

Mode	42	
	Band Edge - L	
	U-NII-2C_5.47-5.725_802.11ax HE40_CH110_Full_5550MHz	
ANT	CDD 10+11	
Pol.	Vertical	Fundamental
Peak	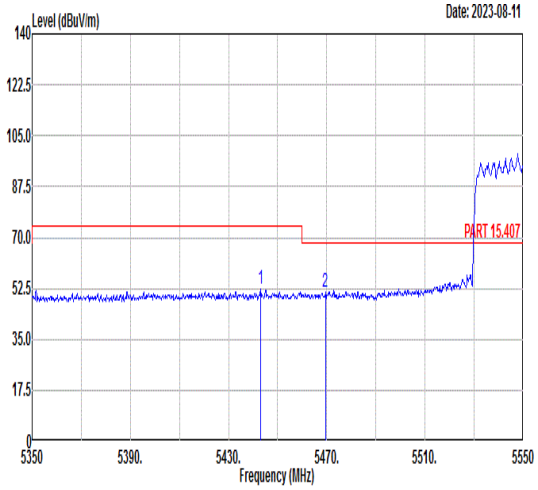 Freq Level Limit Line Margin Read Level Ant Factor Cable Loss Preamp Factor APos TPos Remark MHz dBuV/m dBuV/m dB dBuV dB/m dB dB cm deg 1 5443.00 52.26 74.00 -21.74 40.06 36.02 9.68 33.50 300 230 PEAK 2 5469.40 51.15 68.30 -17.15 38.99 36.01 9.69 33.54 300 230 PEAK	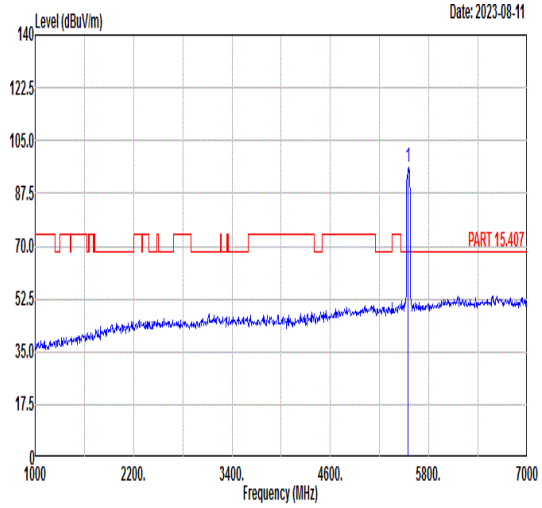 Freq Level Limit Line Margin Read Level Ant Factor Cable Loss Preamp Factor APos TPos Remark MHz dBuV/m dBuV/m dB dBuV dB/m dB dB cm deg 1 5550.00 96.21 ------ ------ 83.95 36.08 9.74 33.56 300 230 PEAK
Avg	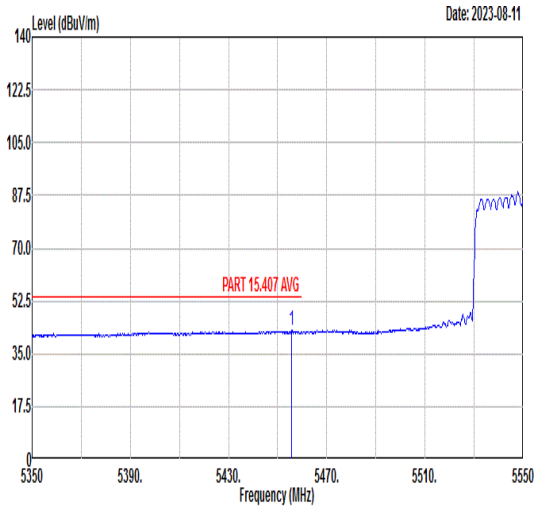 Freq Level Limit Line Margin Read Level Ant Factor Cable Loss Preamp Factor APos TPos Remark MHz dBuV/m dBuV/m dB dBuV dB/m dB dB cm deg 1 5455.80 42.62 54.00 -11.38 30.43 36.02 9.69 33.52 300 230 AVERAGE	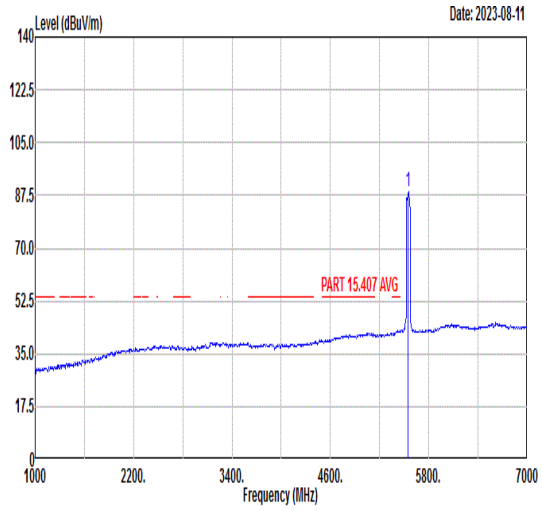 Freq Level Limit Line Margin Read Level Ant Factor Cable Loss Preamp Factor APos TPos Remark MHz dBuV/m dBuV/m dB dBuV dB/m dB dB cm deg 1 5550.00 88.77 ------ ------ 76.52 36.08 9.74 33.57 300 230 AVERAGE

Mode	42	
	Band Edge - R	
	U-NII-2C_5.47-5.725_802.11ax HE40_CH110_Full_5550MHz	
ANT	CDD 10+11	
Pol.	Vertical	Fundamental
Peak	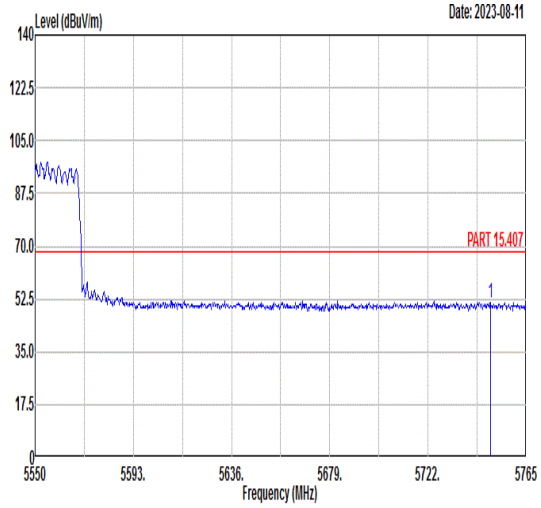 Freq Level Limit Line Margin Read Level Ant Factor Cable Loss Preamp Factor APos TPos Remark MHz dBuV/m dBuV/m dB dBuV dB/m dB dB cm deg 1 5749.31 51.48 68.30 -16.82 38.51 36.35 10.07 33.45 300 230 PEAK	Blank

Mode	42	
	Harmonic	
	U-NII-2C_5.47-5.725_802.11ax HE40_CH110_Full_5550MHz	
ANT	CDD 10+11	
Pol.	Horizontal	Vertical
Peak Avg	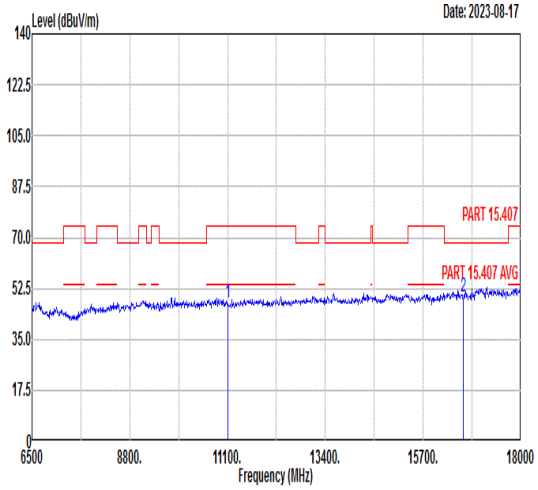 Freq Level Limit Line Margin Read Level Ant Factor Cable Loss Preamp Factor APos TPos Remark MHz dBuV/m dBuV/m dB dBuV dB/m dB dB cm deg 1 11100.00 47.60 74.00 -26.40 46.19 39.60 12.59 50.78 --- --- Peak 2 16650.00 49.55 68.30 -18.75 42.60 43.44 15.28 51.77 --- --- Peak	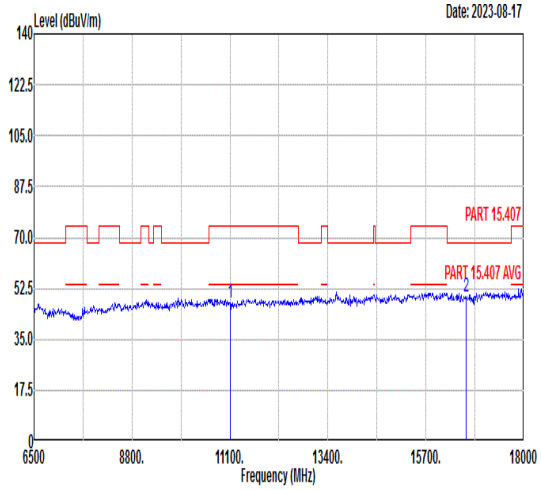 Freq Level Limit Line Margin Read Level Ant Factor Cable Loss Preamp Factor APos TPos Remark MHz dBuV/m dBuV/m dB dBuV dB/m dB dB cm deg 1 11100.00 47.71 74.00 -26.29 46.30 39.60 12.59 50.78 --- --- Peak 2 16650.00 49.42 68.30 -18.88 42.47 43.44 15.28 51.77 --- --- Peak

Mode	43
	Band Edge - L
	U-NII-2C_5.47-5.725_802.11ax HE40_CH134_Full_5670MHz
ANT	CDD 10+11

Pol.	Horizontal	Fundamental
Peak	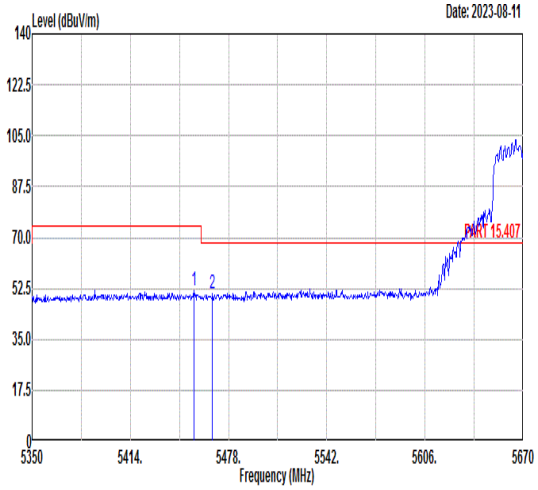 Freq Level Limit Line Margin Read Level Ant Factor Cable Loss Preamp Factor APos TPos Remark 1 5455.28 51.69 74.00 -22.31 39.51 36.02 9.68 33.52 105 292 PEAK 2 5467.44 50.94 68.30 -17.36 38.78 36.01 9.69 33.54 105 292 PEAK	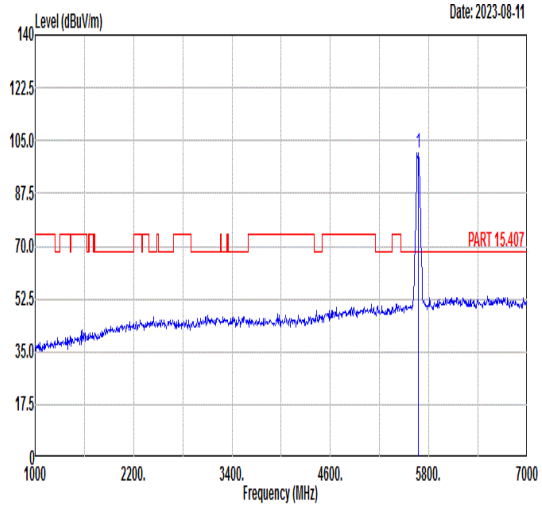 Freq Level Limit Line Margin Read Level Ant Factor Cable Loss Preamp Factor APos TPos Remark 1 5670.00 100.97 ------ ------ 88.33 36.24 9.90 33.50 105 292 PEAK
Avg	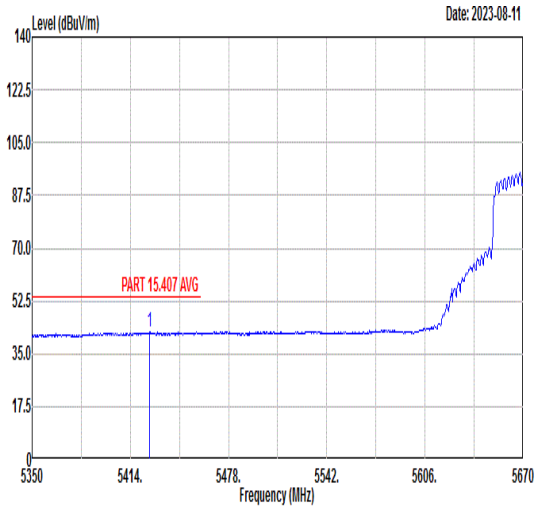 Freq Level Limit Line Margin Read Level Ant Factor Cable Loss Preamp Factor APos TPos Remark 1 5426.48 42.43 54.00 -11.57 30.20 36.03 9.67 33.47 105 292 AVERAGE	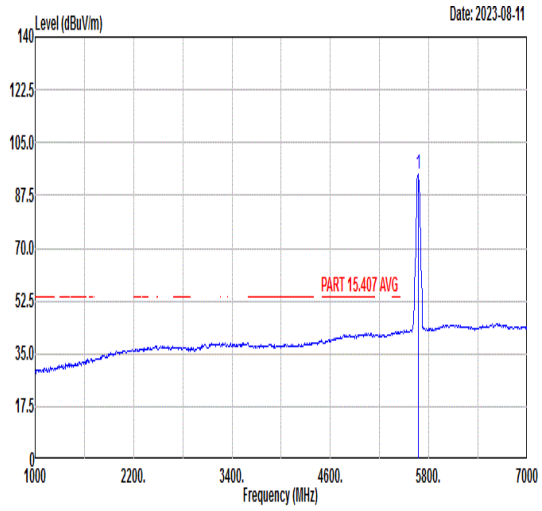 Freq Level Limit Line Margin Read Level Ant Factor Cable Loss Preamp Factor APos TPos Remark 1 5670.00 94.53 ------ ------ 81.89 36.24 9.90 33.50 105 292 AVERAGE

Mode	43	
	Band Edge - R	
	U-NII-2C_5.47-5.725_802.11ax HE40_CH134_Full_5670MHz	
ANT	CDD 10+11	
Pol.	Horizontal	Fundamental
Peak	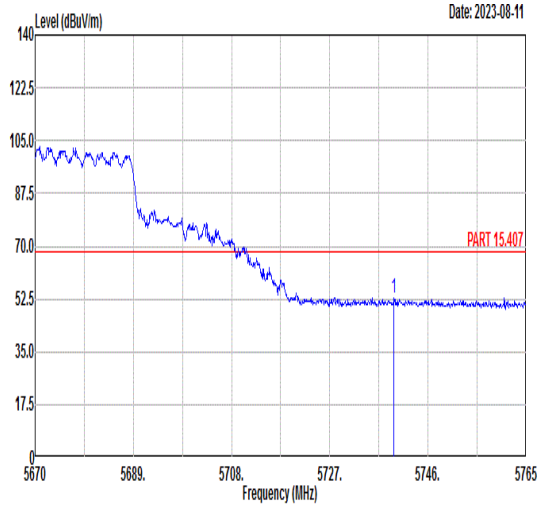 Freq Level Limit Line Margin Read Level Ant Factor Cable Loss Preamp Factor APos TPos Remark MHz dBuV/m dBuV/m dB dBuV dB/m dB dB cm deg 1 5739.45 52.91 68.30 -15.39 39.98 36.34 10.05 33.46 105 292 PEAK	Blank

Mode	43
	Band Edge - L
	U-NII-2C_5.47-5.725_802.11ax HE40_CH134_Full_5670MHz
ANT	CDD 10+11

Pol.	Vertical	Fundamental
Peak	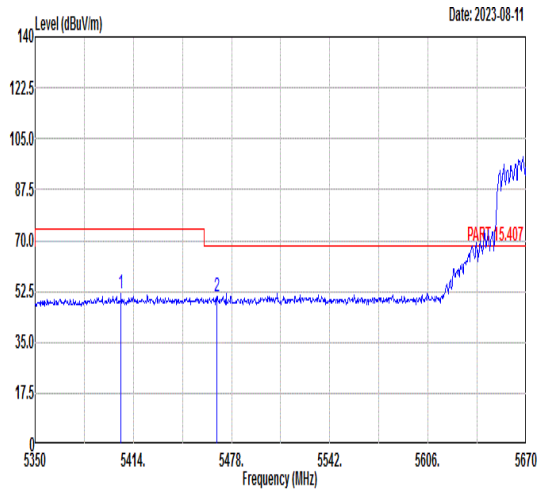 Freq Level Limit Line Margin Read Level Ant Factor Cable Loss Preamp Factor APos TPos Remark MHz dBuV/m dBuV/m dB dBuV dB/m dB dB cm deg 1 5406.00 51.60 74.00 -22.40 39.34 36.04 9.65 33.43 356 240 PEAK 2 5468.40 50.94 68.30 -17.36 38.78 36.01 9.69 33.54 356 240 PEAK	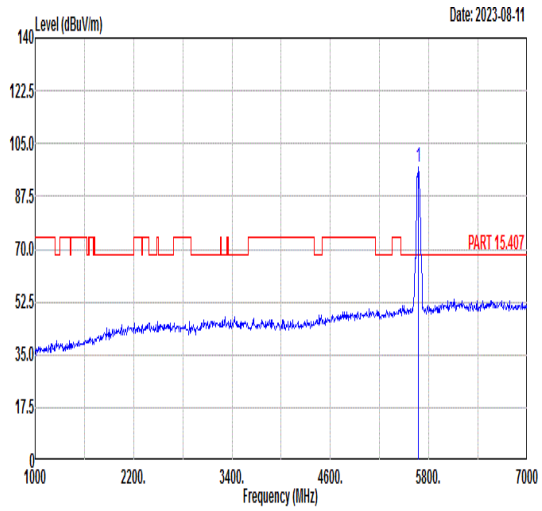 Freq Level Limit Line Margin Read Level Ant Factor Cable Loss Preamp Factor APos TPos Remark MHz dBuV/m dBuV/m dB dBuV dB/m dB dB cm deg 1 5670.00 96.98 ------ ------ 84.33 36.24 9.91 33.50 356 240 PEAK
Avg	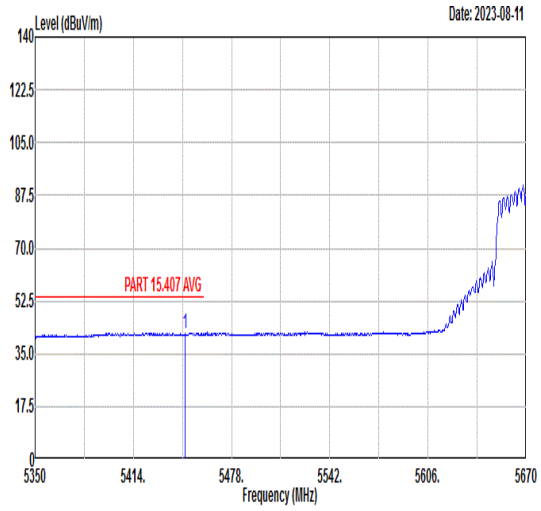 Freq Level Limit Line Margin Read Level Ant Factor Cable Loss Preamp Factor APos TPos Remark MHz dBuV/m dBuV/m dB dBuV dB/m dB dB cm deg 1 5447.92 41.89 54.00 -12.11 29.70 36.02 9.68 33.51 356 240 AVERAGE	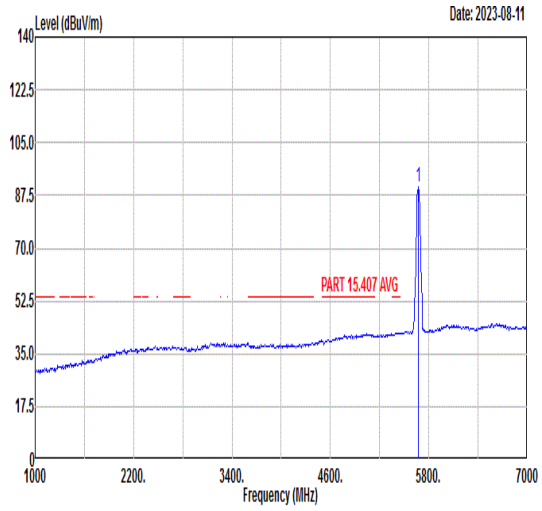 Freq Level Limit Line Margin Read Level Ant Factor Cable Loss Preamp Factor APos TPos Remark MHz dBuV/m dBuV/m dB dBuV dB/m dB dB cm deg 1 5670.00 90.43 ------ ------ 77.78 36.24 9.91 33.50 356 240 AVERAGE

Mode	43	
	Band Edge - R	
	U-NII-2C_5.47-5.725_802.11ax HE40_CH134_Full_5670MHz	
ANT	CDD 10+11	
Pol.	Vertical	Fundamental
Peak	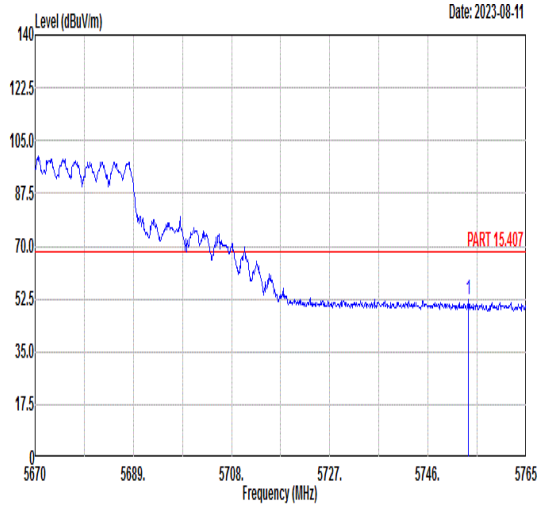 Freq Level Limit Line Margin Read Level Ant Factor Cable Loss Preamp Factor APos TPos Remark MHz dBuV/m dBuV/m dB dBuV dB/m dB dB cm deg 1 5753.79 52.22 68.30 -16.08 39.23 36.36 10.08 33.45 356 240 PEAK	Blank

Mode	43	
	Harmonic	
	U-NII-2C_5.47-5.725_802.11ax HE40_CH134_Full_5670MHz	
ANT	CDD 10+11	
Pol.	Horizontal	Vertical
Peak Avg	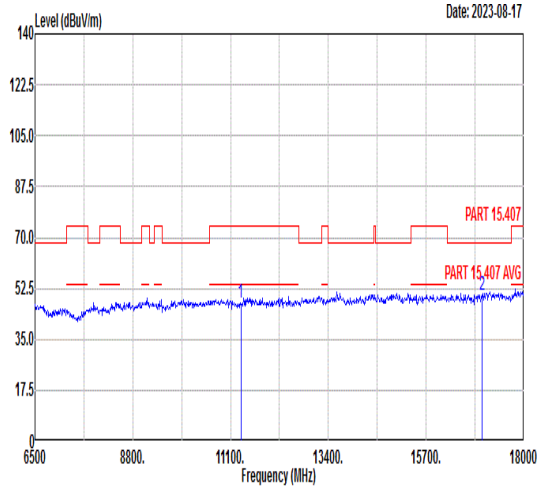 Freq Level Limit Line Margin Read Level Ant Factor Cable Loss Preamp Factor APos TPos Remark MHz dBuV/m dBuV/m dB dBuV dB/m dB dB cm deg 1 11340.00 47.53 74.00 -26.47 45.89 39.60 12.77 50.73 --- --- Peak 2 17010.00 50.31 68.30 -17.99 42.56 43.91 15.55 51.71 --- --- Peak	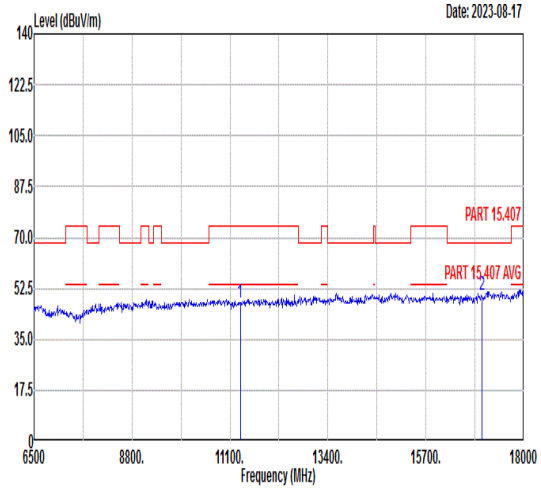 Freq Level Limit Line Margin Read Level Ant Factor Cable Loss Preamp Factor APos TPos Remark MHz dBuV/m dBuV/m dB dBuV dB/m dB dB cm deg 1 11340.00 47.56 74.00 -26.44 45.92 39.60 12.77 50.73 --- --- Peak 2 17010.00 49.93 68.30 -18.37 42.18 43.91 15.55 51.71 --- --- Peak

Mode	44	
	Band Edge - L	
	U-NII-1_5.15-5.25_802.11ax HE80_CH42_Full_5210MHz	
ANT	CDD 10+11	
Pol.	Horizontal	Fundamental
Peak	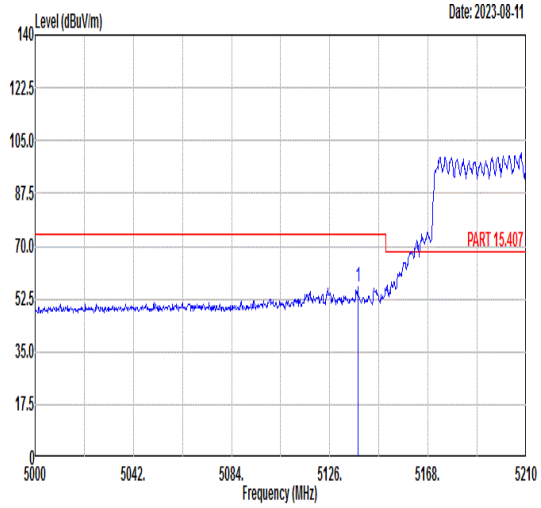 Freq Level Limit Line Margin Read Level Ant Factor Cable Loss Preamp Factor APos TPos Remark MHz dBuV/m dBuV/m dB dBuV dB/m dB dB cm deg 1 5137.97 56.56 74.00 -17.44 44.86 36.14 8.51 32.95 107 294 PEAK	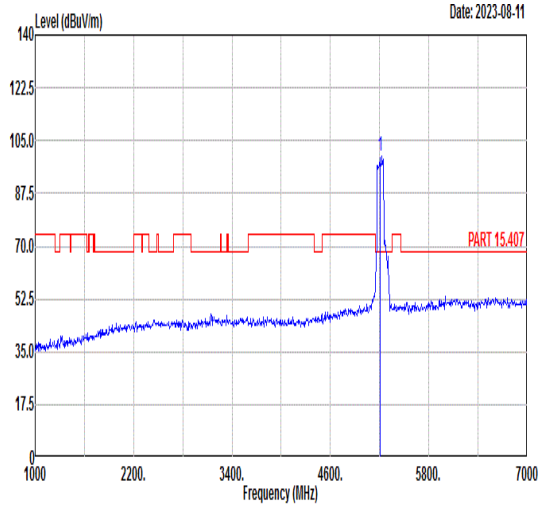 Freq Level Limit Line Margin Read Level Ant Factor Cable Loss Preamp Factor APos TPos Remark MHz dBuV/m dBuV/m dB dBuV dB/m dB dB cm deg 1 5210.00 99.99 ------ ------ 88.25 36.11 8.74 33.11 107 294 PEAK
Avg	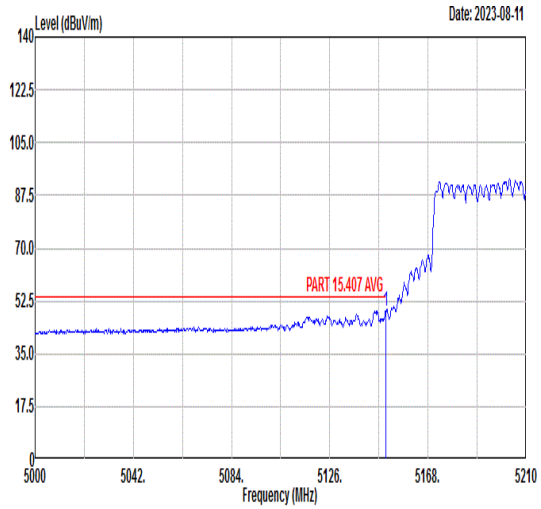 Freq Level Limit Line Margin Read Level Ant Factor Cable Loss Preamp Factor APos TPos Remark MHz dBuV/m dBuV/m dB dBuV dB/m dB dB cm deg 1 5149.94 49.17 54.00 -4.83 37.46 36.14 8.54 32.97 107 294 AVERAGE	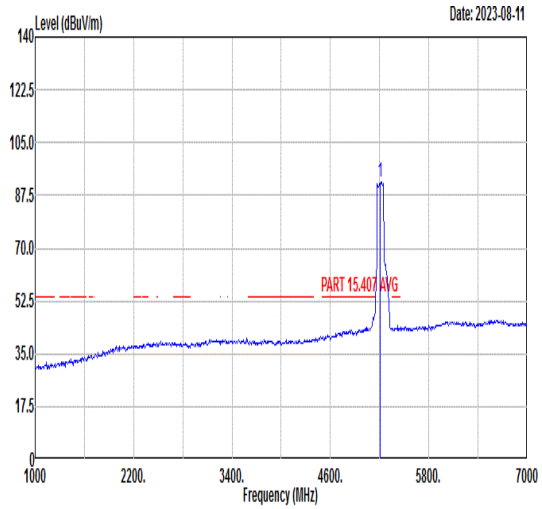 Freq Level Limit Line Margin Read Level Ant Factor Cable Loss Preamp Factor APos TPos Remark MHz dBuV/m dBuV/m dB dBuV dB/m dB dB cm deg 1 5210.00 91.96 ------ ------ 80.26 36.11 8.68 33.09 107 294 AVERAGE

Mode	44	
	Band Edge - R	
	U-NII-1_5.15-5.25_802.11ax HE80_CH42_Full_5210MHz	
ANT	CDD 10+11	
Pol.	Horizontal	Fundamental
Peak	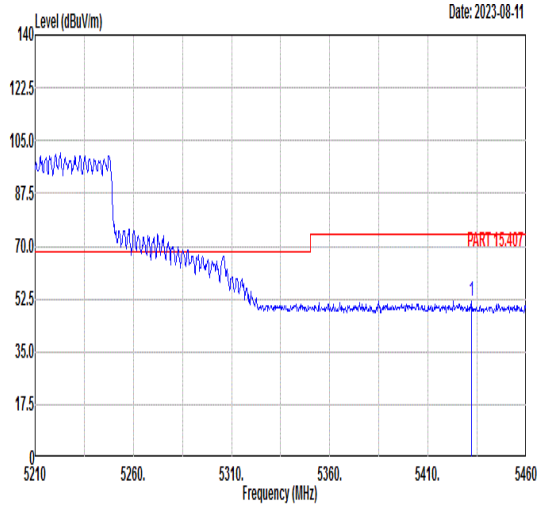 Freq Level Limit Line Margin Read Level Ant Factor Cable Loss Preamp Factor APos TPos Remark MHz dBuV/m dBuV/m dB dBuV dB/m dB dB cm deg 1 5432.00 51.71 74.00 -22.29 39.49 36.03 9.67 33.48 107 294 PEAK	Blank
Avg	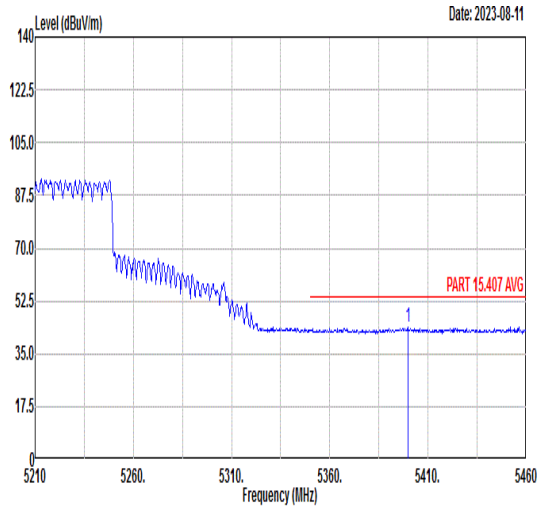 Freq Level Limit Line Margin Read Level Ant Factor Cable Loss Preamp Factor APos TPos Remark MHz dBuV/m dBuV/m dB dBuV dB/m dB dB cm deg 1 5400.00 43.72 54.00 -10.28 31.48 36.04 9.62 33.42 107 294 AVERAGE	Blank

Mode	44	
	Band Edge - L	
	U-NII-1_5.15-5.25_802.11ax HE80_CH42_Full_5210MHz	
ANT	CDD 10+11	
Pol.	Vertical	Fundamental
Peak	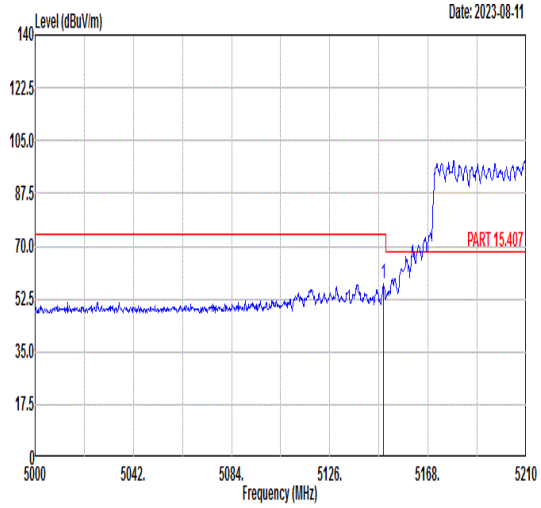 Freq Level Limit Line Margin Read Level Ant Factor Cable Loss Preamp Factor APos TPos Remark MHz dBuV/m dBuV/m dB dBuV dB/m dB dB cm deg 1 5148.89 57.44 74.00 -16.56 45.74 36.14 8.53 32.97 400 216 PEAK	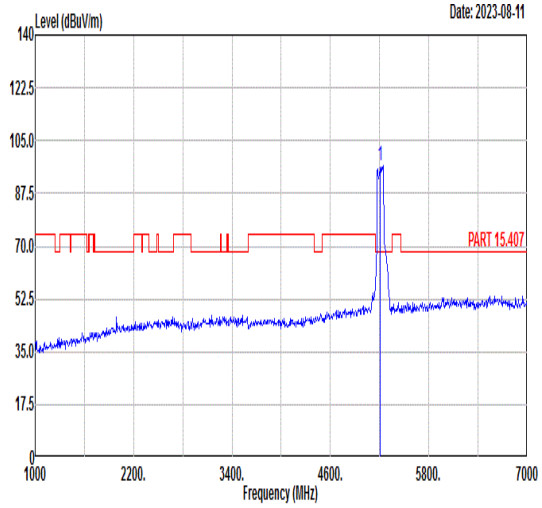 Freq Level Limit Line Margin Read Level Ant Factor Cable Loss Preamp Factor APos TPos Remark MHz dBuV/m dBuV/m dB dBuV dB/m dB dB cm deg 1 5210.00 96.45 ------ ------ 84.68 36.10 8.81 33.14 400 216 PEAK
Avg	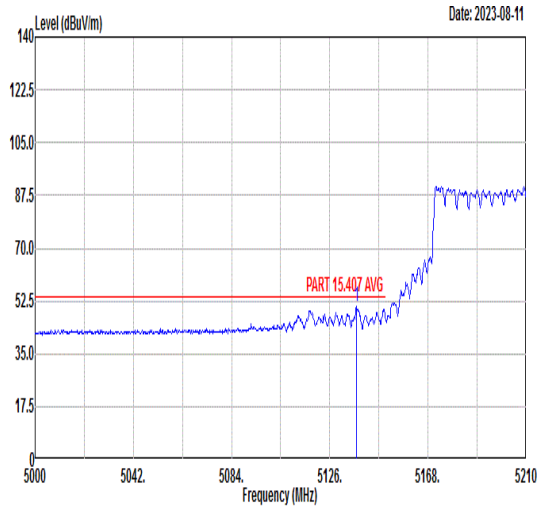 Freq Level Limit Line Margin Read Level Ant Factor Cable Loss Preamp Factor APos TPos Remark MHz dBuV/m dBuV/m dB dBuV dB/m dB dB cm deg 1 5137.55 50.67 54.00 -3.33 38.97 36.14 8.51 32.95 400 216 AVERAGE	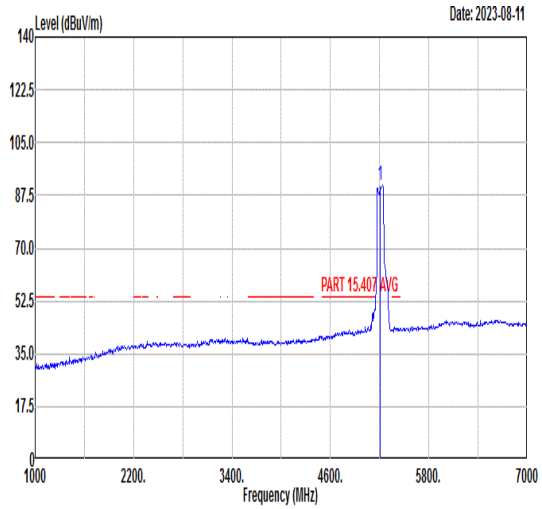 Freq Level Limit Line Margin Read Level Ant Factor Cable Loss Preamp Factor APos TPos Remark MHz dBuV/m dBuV/m dB dBuV dB/m dB dB cm deg 1 5210.00 90.74 ------ ------ 78.98 36.11 8.77 33.12 400 216 AVERAGE

Mode	44	
	Band Edge - R	
	U-NII-1_5.15-5.25_802.11ax HE80_CH42_Full_5210MHz	
ANT	CDD 10+11	
Pol.	Vertical	Fundamental
Peak	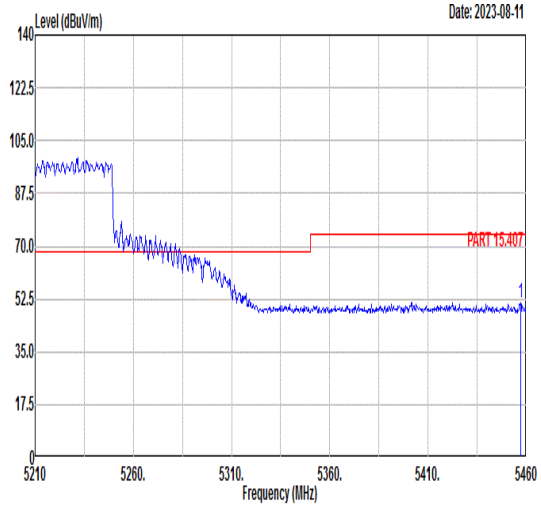 Freq Level Limit Line Margin Read Level Ant Factor Cable Loss Preamp Factor APos TPos Remark MHz dBuV/m dBuV/m dB dBuV dB/m dB dB cm deg 1 5457.00 51.43 74.00 -22.57 39.24 36.02 9.69 33.52 400 216 PEAK	Blank
Avg	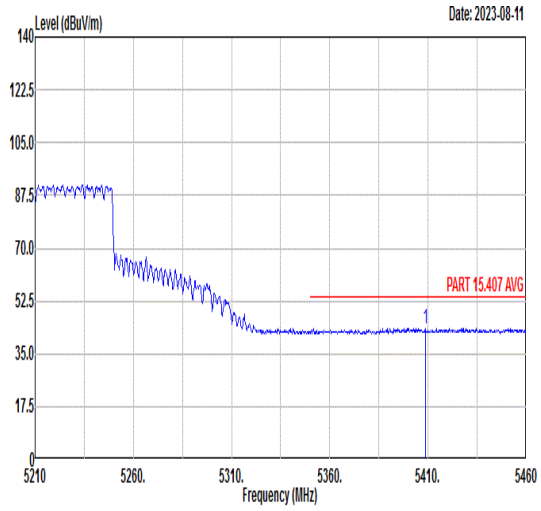 Freq Level Limit Line Margin Read Level Ant Factor Cable Loss Preamp Factor APos TPos Remark MHz dBuV/m dBuV/m dB dBuV dB/m dB dB cm deg 1 5408.75 43.47 54.00 -10.53 31.21 36.04 9.66 33.44 400 216 AVERAGE	Blank

Mode	44	
	Harmonic	
	U-NII-1_5.15-5.25_802.11ax HE80_CH42_Full_5210MHz	
ANT	CDD 10+11	
Pol.	Horizontal	Vertical
Peak Avg	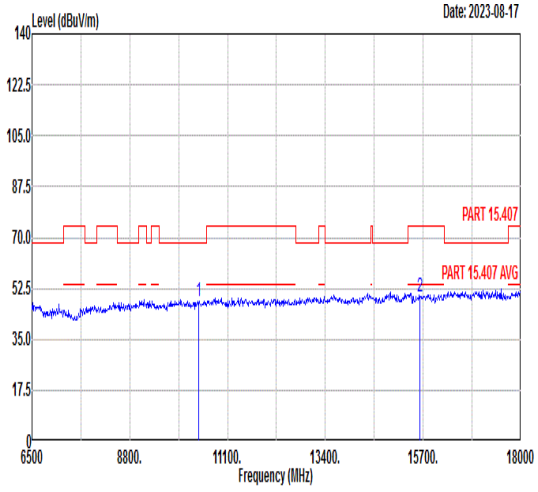 Freq Level Limit Line Margin Read Level Ant Factor Cable Loss Preamp Factor APos TPos Remark MHz dBuV/m dBuV/m dB dBuV dB/m dB dB cm deg 1 10420.00 47.97 68.30 -20.33 47.22 39.42 12.11 50.78 --- --- Peak 2 15630.00 49.74 74.00 -24.26 44.46 42.16 14.62 51.50 --- --- Peak	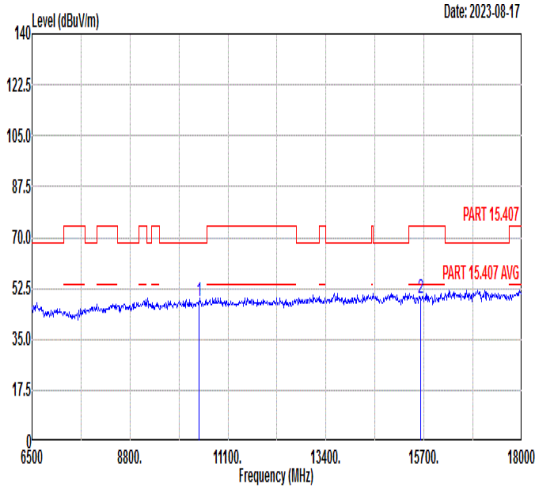 Freq Level Limit Line Margin Read Level Ant Factor Cable Loss Preamp Factor APos TPos Remark MHz dBuV/m dBuV/m dB dBuV dB/m dB dB cm deg 1 10420.00 48.28 68.30 -20.02 47.53 39.42 12.11 50.78 --- --- Peak 2 15630.00 49.39 74.00 -24.61 44.11 42.16 14.62 51.50 --- --- Peak

Mode	45
	Band Edge - L
	U-NII-2A_5.25-5.35_802.11ax HE80_CH58_Full_5290MHz
ANT	CDD 10+11

Pol.	Horizontal	Fundamental
Peak	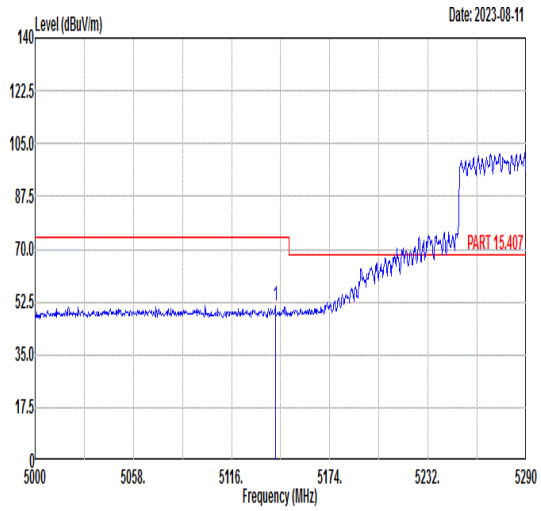 Freq Level Limit Line Margin Read Level Ant Factor Cable Loss Preamp Factor APos TPos Remark MHz dBuV/m dBuV/m dB dBuV dB/m dB dB cm deg 1 5141.81 51.00 74.00 -23.00 39.30 36.14 8.52 32.96 105 294 PEAK	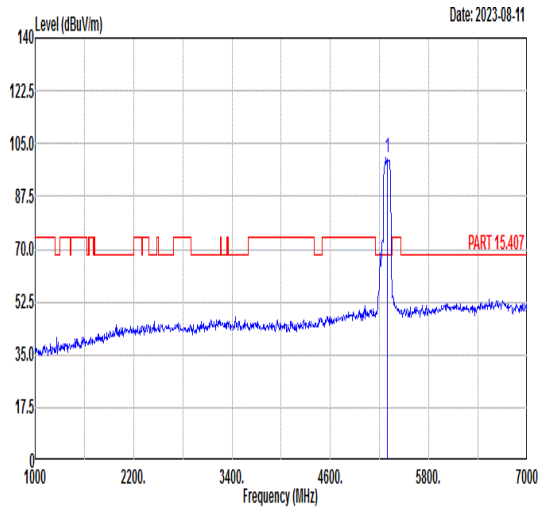 Freq Level Limit Line Margin Read Level Ant Factor Cable Loss Preamp Factor APos TPos Remark MHz dBuV/m dBuV/m dB dBuV dB/m dB dB cm deg 1 5290.00 100.19 ------ ------ 88.33 36.09 8.96 33.19 105 294 PEAK
Avg	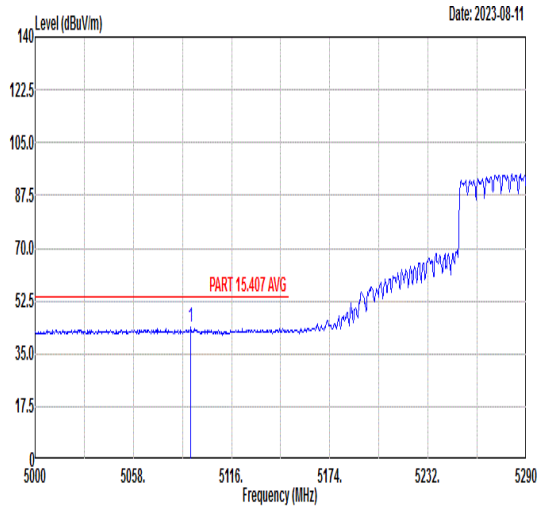 Freq Level Limit Line Margin Read Level Ant Factor Cable Loss Preamp Factor APos TPos Remark MHz dBuV/m dBuV/m dB dBuV dB/m dB dB cm deg 1 5091.93 43.73 54.00 -10.27 32.01 36.16 8.43 32.87 105 294 AVERAGE	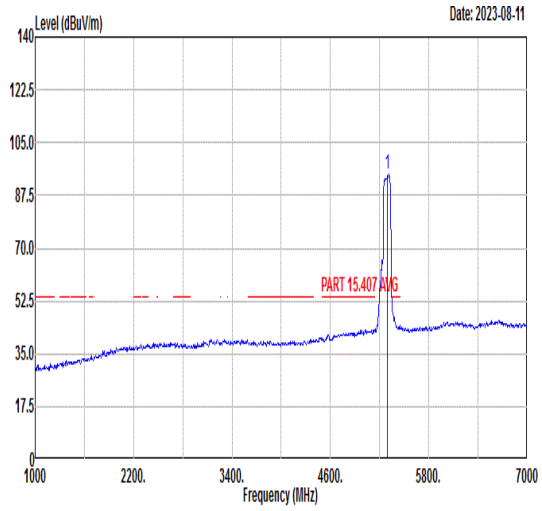 Freq Level Limit Line Margin Read Level Ant Factor Cable Loss Preamp Factor APos TPos Remark MHz dBuV/m dBuV/m dB dBuV dB/m dB dB cm deg 1 5290.00 94.37 ------ ------ 82.39 36.07 9.18 33.27 105 294 AVERAGE

Mode	45	
	Band Edge - R	
	U-NII-2A_5.25-5.35_802.11ax HE80_CH58_Full_5290MHz	
ANT	CDD 10+11	
Pol.	Horizontal	Fundamental
Peak	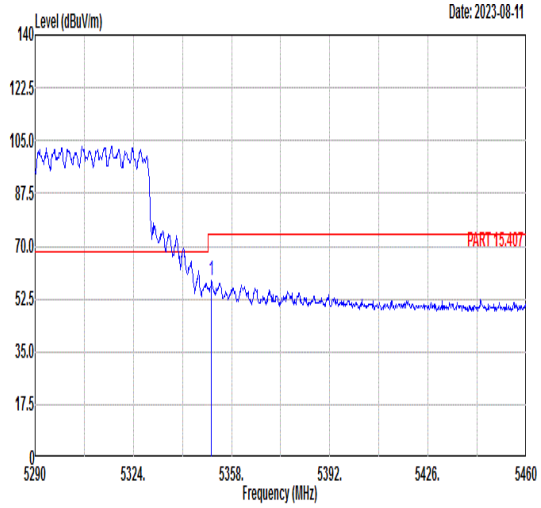 Freq Level Limit Line Margin Read Level Ant Factor Cable Loss Preamp Factor APos TPos Remark MHz dBuV/m dBuV/m dB dBuV dB/m dB dB cm deg 1 5351.03 58.44 74.00 -15.56 46.34 36.06 9.37 33.33 105 294 PEAK	Blank
Avg	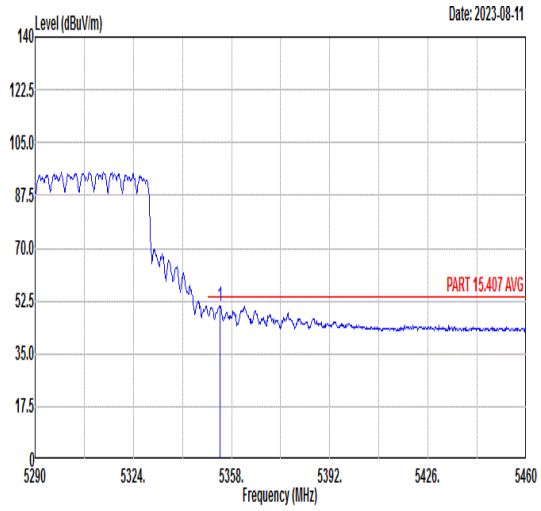 Freq Level Limit Line Margin Read Level Ant Factor Cable Loss Preamp Factor APos TPos Remark MHz dBuV/m dBuV/m dB dBuV dB/m dB dB cm deg 1 5354.09 50.94 54.00 -3.06 38.83 36.06 9.39 33.34 105 294 AVERAGE	Blank

Mode	45
	Band Edge - L
	U-NII-2A_5.25-5.35_802.11ax HE80_CH58_Full_5290MHz
ANT	CDD 10+11

Pol.	Vertical	Fundamental
Peak	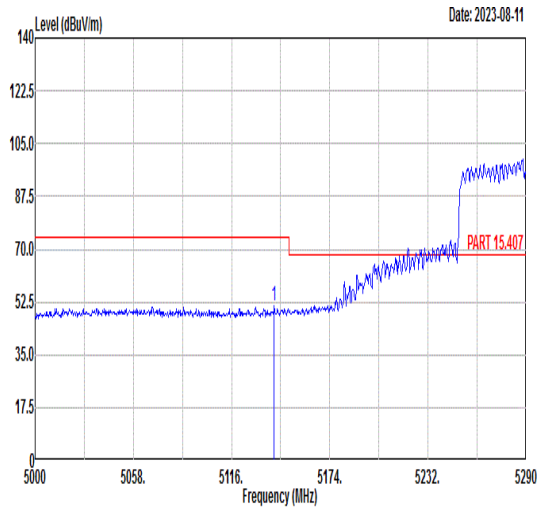 Freq Level Limit Line Margin Read Level Ant Factor Cable Loss Preamp Factor APos TPos Remark MHz dBuV/m dBuV/m dB dBuV dB/m dB dB cm deg 1 5141.23 51.37 74.00 -22.63 39.66 36.14 8.52 32.95 367 210 PEAK	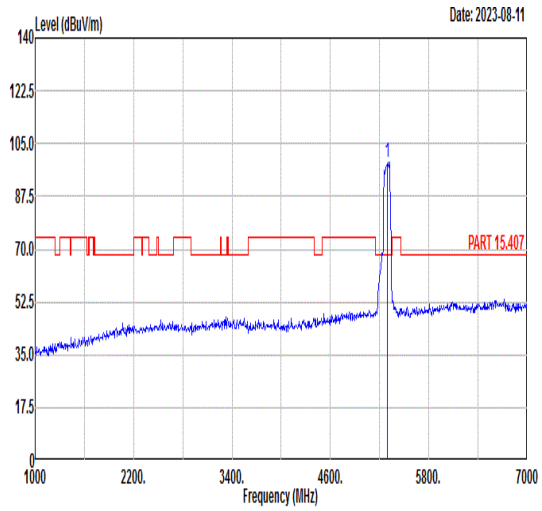 Freq Level Limit Line Margin Read Level Ant Factor Cable Loss Preamp Factor APos TPos Remark MHz dBuV/m dBuV/m dB dBuV dB/m dB dB cm deg 1 5290.00 98.57 ------ ------ 86.57 36.07 9.21 33.28 367 210 PEAK
Avg	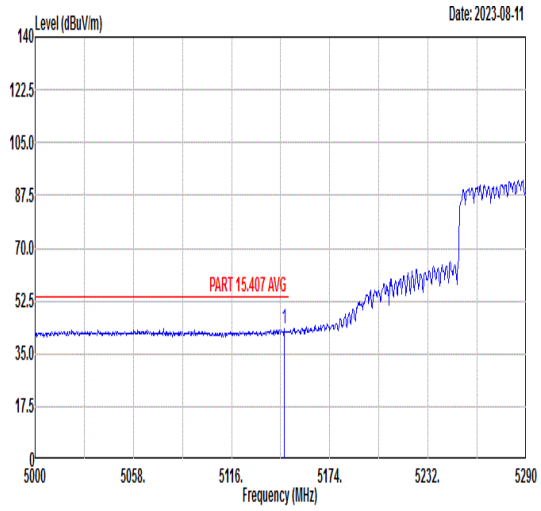 Freq Level Limit Line Margin Read Level Ant Factor Cable Loss Preamp Factor APos TPos Remark MHz dBuV/m dBuV/m dB dBuV dB/m dB dB cm deg 1 5147.32 43.13 54.00 -10.87 31.43 36.14 8.53 32.97 367 210 AVERAGE	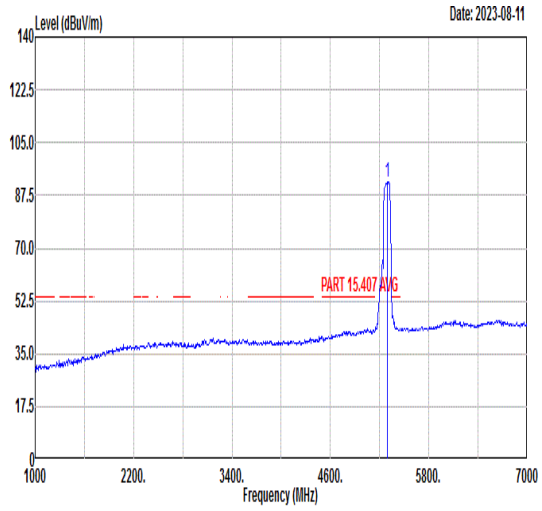 Freq Level Limit Line Margin Read Level Ant Factor Cable Loss Preamp Factor APos TPos Remark MHz dBuV/m dBuV/m dB dBuV dB/m dB dB cm deg 1 5290.00 91.96 ------ ------ 80.05 36.08 9.05 33.22 367 210 AVERAGE

Mode	45	
	Band Edge - R	
	U-NII-2A_5.25-5.35_802.11ax HE80_CH58_Full_5290MHz	
ANT	CDD 10+11	
Pol.	Vertical	Fundamental
Peak	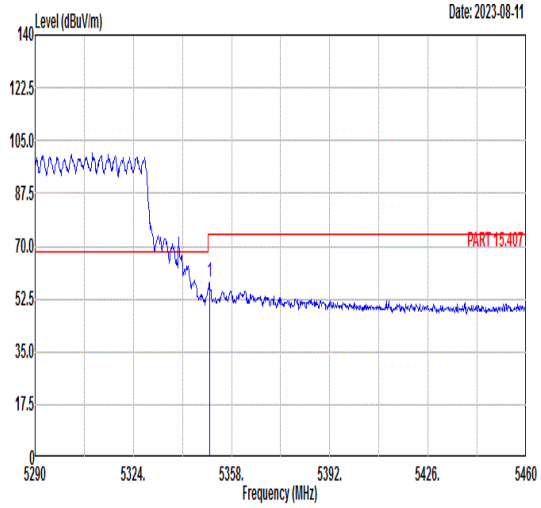 Freq Level Limit Line Margin Read Level Ant Factor Cable Loss Preamp Factor APos TPos Remark MHz dBuV/m dBuV/m dB dBuV dB/m dB dB cm deg 1 5350.35 57.88 74.00 -16.12 45.78 36.06 9.37 33.33 367 210 PEAK	Blank
Avg	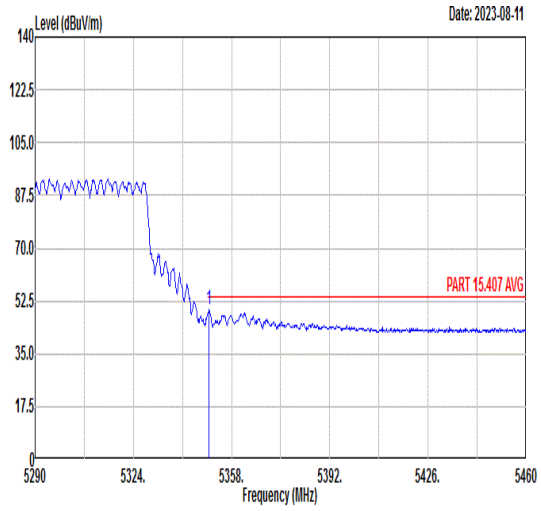 Freq Level Limit Line Margin Read Level Ant Factor Cable Loss Preamp Factor APos TPos Remark MHz dBuV/m dBuV/m dB dBuV dB/m dB dB cm deg 1 5350.18 49.67 54.00 -4.33 37.57 36.06 9.37 33.33 367 210 AVERAGE	Blank

Mode	45	
	Harmonic	
	U-NII-2A_5.25-5.35_802.11ax HE80_CH58_Full_5290MHz	
ANT	CDD 10+11	
Pol.	Horizontal	Vertical
Peak Avg	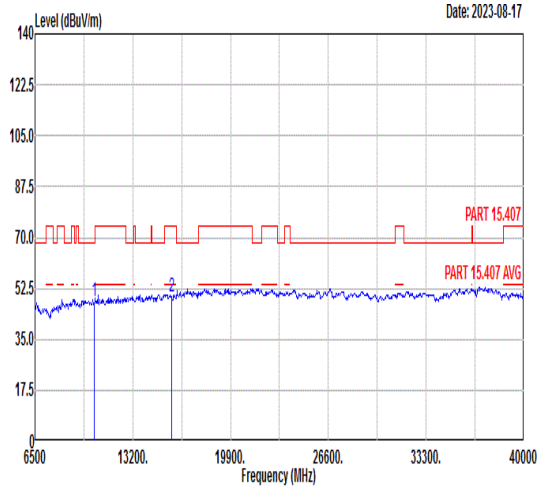 Freq Level Limit Line Margin Read Level Ant Factor Cable Loss Preamp Factor APos TPos Remark MHz dBuV/m dBuV/m dB dBuV dB/m dB dB cm deg 1 10580.00 48.17 68.30 -20.13 47.23 39.52 12.22 50.80 --- --- Peak 2 15870.00 49.76 74.00 -24.24 44.29 42.44 14.73 51.70 --- --- Peak	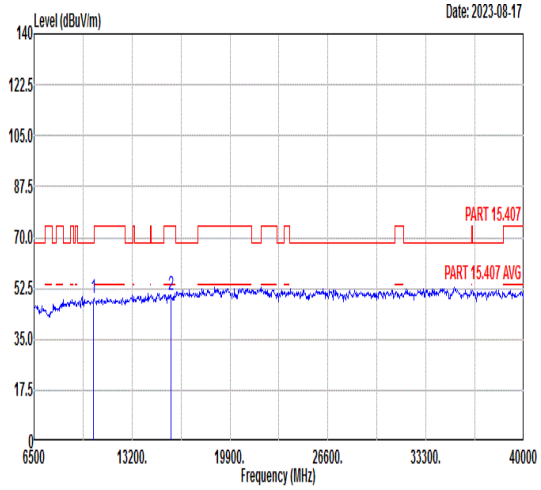 Freq Level Limit Line Margin Read Level Ant Factor Cable Loss Preamp Factor APos TPos Remark MHz dBuV/m dBuV/m dB dBuV dB/m dB dB cm deg 1 10580.00 49.17 68.30 -19.13 48.23 39.52 12.22 50.80 --- --- Peak 2 15870.00 50.02 74.00 -23.98 44.55 42.44 14.73 51.70 --- --- Peak

Mode	46	
	Band Edge - L	
	U-NII-2C_5.47-5.725_802.11ax HE80_CH106_Full_5530MHz	
ANT	CDD 10+11	
Pol.	Horizontal	Fundamental
Peak	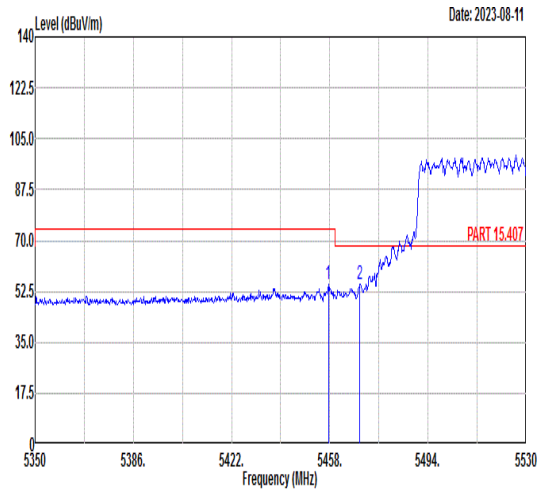 Freq Level Limit Line Margin Read Level Ant Factor Cable Loss Preamp Factor APos TPos Remark MHz dBuV/m dBuV/m dB dBuV dB/m dB dB cm deg 1 5457.46 54.78 74.00 -19.22 42.59 36.02 9.69 33.52 100 295 PEAK 2 5468.98 55.07 68.30 -13.23 42.91 36.01 9.69 33.54 100 295 PEAK	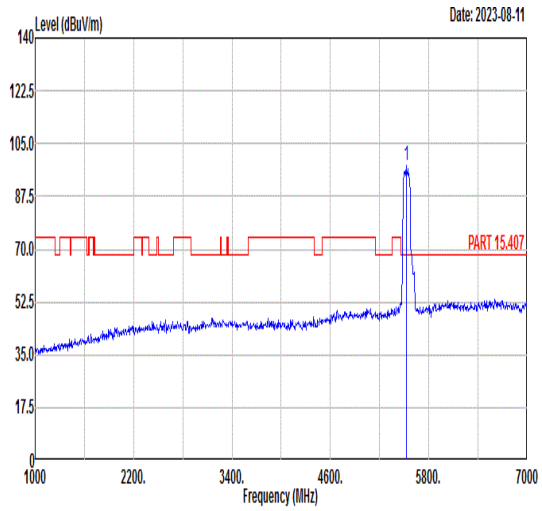 Freq Level Limit Line Margin Read Level Ant Factor Cable Loss Preamp Factor APos TPos Remark MHz dBuV/m dBuV/m dB dBuV dB/m dB dB cm deg 1 5530.00 97.93 ------ ------ 85.77 36.03 9.72 33.59 100 295 PEAK
Avg	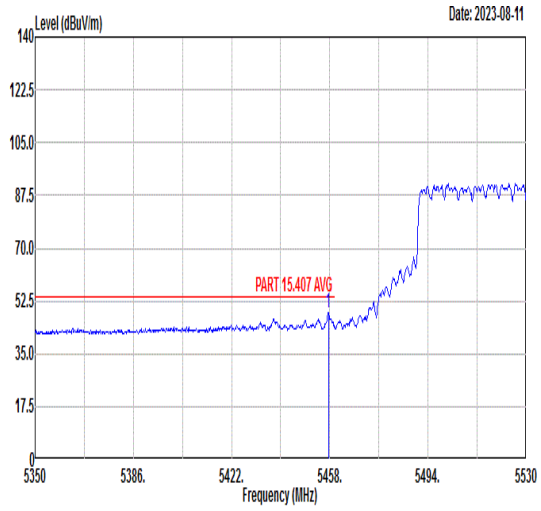 Freq Level Limit Line Margin Read Level Ant Factor Cable Loss Preamp Factor APos TPos Remark MHz dBuV/m dBuV/m dB dBuV dB/m dB dB cm deg 1 5457.46 48.63 54.00 -5.37 36.44 36.02 9.69 33.52 100 295 AVERAGE	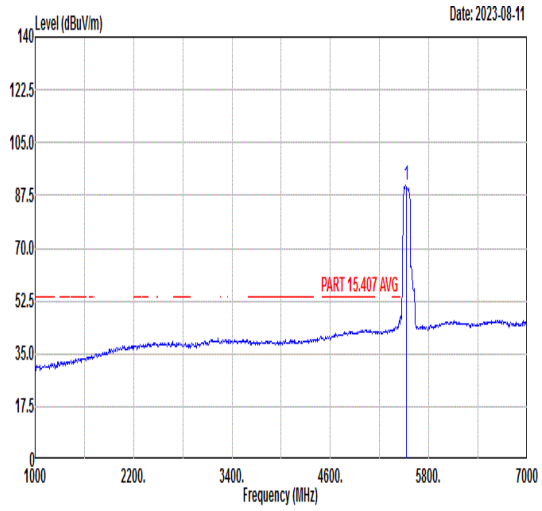 Freq Level Limit Line Margin Read Level Ant Factor Cable Loss Preamp Factor APos TPos Remark MHz dBuV/m dBuV/m dB dBuV dB/m dB dB cm deg 1 5530.00 90.92 ------ ------ 78.76 36.03 9.72 33.59 100 295 AVERAGE

Mode	46	
	Band Edge - R	
	U-NII-2C_5.47-5.725_802.11ax HE80_CH106_Full_5530MHz	
ANT	CDD 10+11	
Pol.	Horizontal	Fundamental
Peak	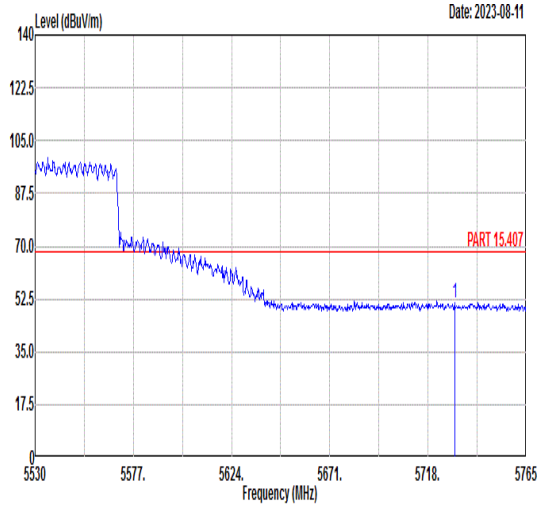 Freq Level Limit Line Margin Level Read Ant Factor Cable Loss Preamp Factor APos TPos Remark MHz dBuV/m dBuV/m dB dBuV dB/m dB dB cm deg 1 5730.69 51.05 68.30 -17.25 38.16 36.32 10.03 33.46 100 295 PEAK	Blank

Mode	46
	Band Edge - L
	U-NII-2C_5.47-5.725_802.11ax HE80_CH106_Full_5530MHz
ANT	CDD 10+11

Pol.	Vertical	Fundamental
Peak	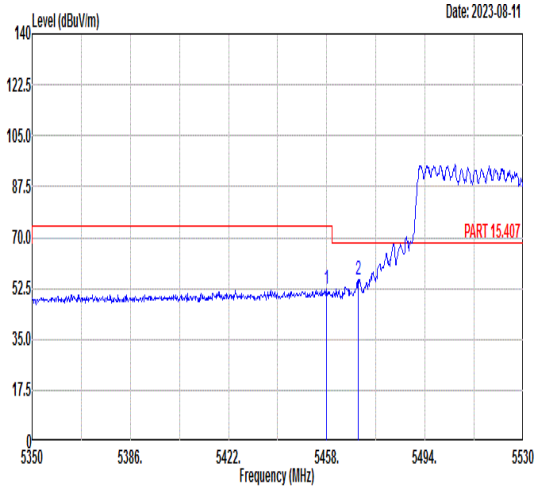 Freq Level Limit Line Margin Read Level Ant Factor Cable Loss Preamp Factor APos TPos Remark MHz dBuV/m dBuV/m dB dBuV dB/m dB dB cm deg 1 5457.82 52.24 74.00 -21.76 40.05 36.02 9.69 33.52 351 225 PEAK 2 5469.52 55.33 68.30 -12.97 43.18 36.01 9.69 33.55 351 225 PEAK	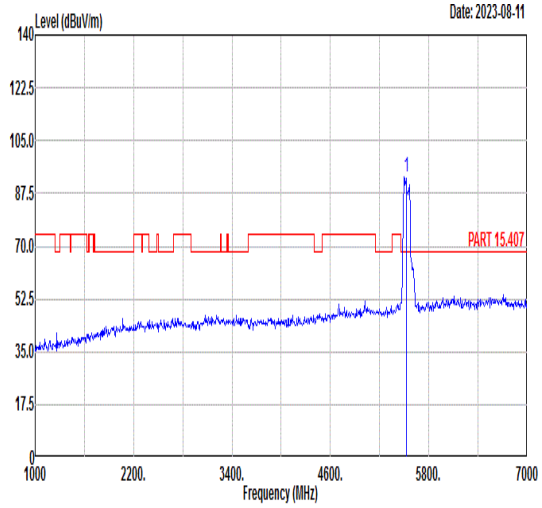 Freq Level Limit Line Margin Read Level Ant Factor Cable Loss Preamp Factor APos TPos Remark MHz dBuV/m dBuV/m dB dBuV dB/m dB dB cm deg 1 5530.00 93.05 ------ ------ 80.94 36.00 9.70 33.59 351 225 PEAK
Avg	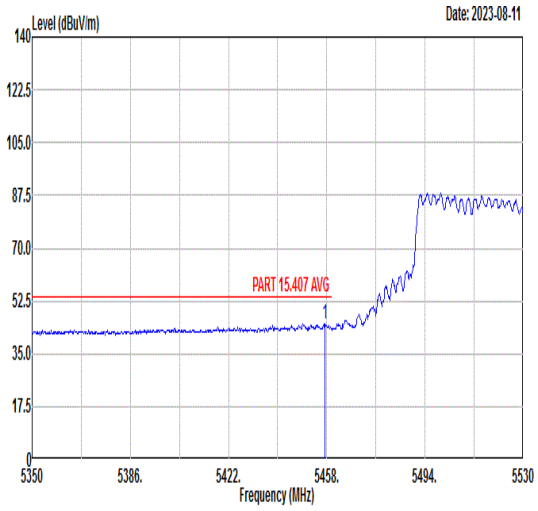 Freq Level Limit Line Margin Read Level Ant Factor Cable Loss Preamp Factor APos TPos Remark MHz dBuV/m dBuV/m dB dBuV dB/m dB dB cm deg 1 5457.28 45.00 54.00 -9.00 32.81 36.02 9.69 33.52 351 225 AVERAGE	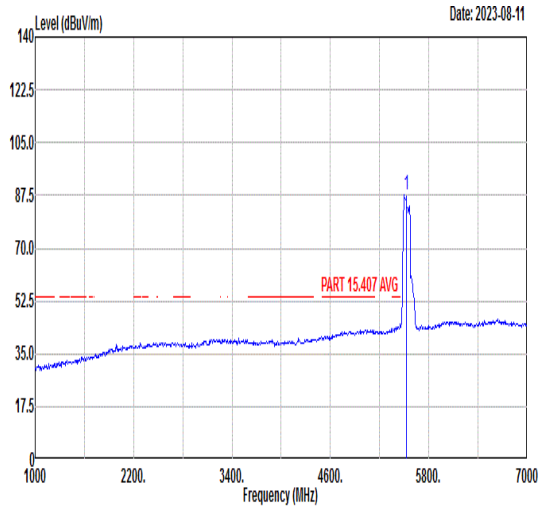 Freq Level Limit Line Margin Read Level Ant Factor Cable Loss Preamp Factor APos TPos Remark MHz dBuV/m dBuV/m dB dBuV dB/m dB dB cm deg 1 5530.00 87.78 ------ ------ 75.67 36.00 9.70 33.59 351 225 AVERAGE

Mode	46	
	Band Edge - R	
	U-NII-2C_5.47-5.725_802.11ax HE80_CH106_Full_5530MHz	
ANT	CDD 10+11	
Pol.	Vertical	Fundamental
Peak	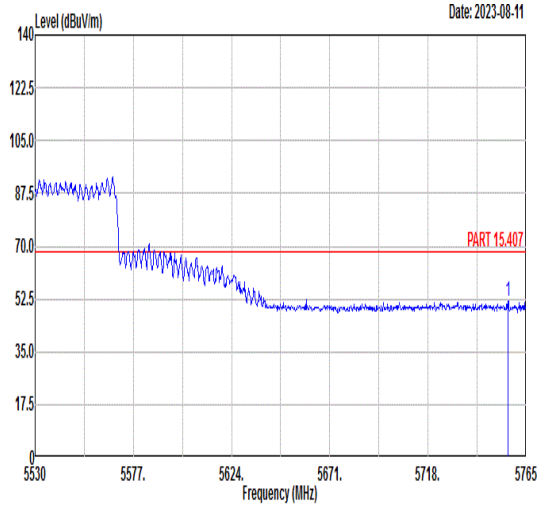 Freq Level Limit Line Margin Level Read Ant Factor Cable Loss Preamp Factor APos TPos Remark MHz dBuV/m dBuV/m dB dBuV dB/m dB dB cm deg 1 5756.31 51.61 68.30 -16.69 38.62 36.36 10.08 33.45 351 225 PEAK	Blank

Mode	46	
	Harmonic	
	U-NII-2C_5.47-5.725_802.11ax HE80_CH106_Full_5530MHz	
ANT	CDD 10+11	
Pol.	Horizontal	Vertical
Peak Avg	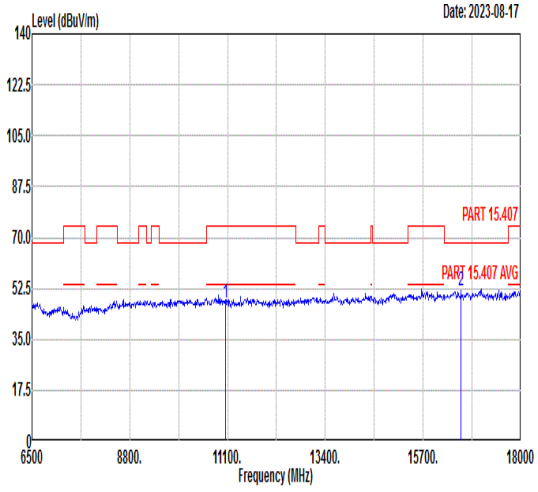 Freq Level Limit Line Margin Read Level Ant Factor Cable Loss Preamp Factor APos TPos Remark MHz dBuV/m dBuV/m dB dBuV dB/m dB dB cm deg 1 11060.00 47.38 74.00 -26.62 46.00 39.60 12.57 50.79 --- --- Peak 2 16590.00 51.71 68.30 -16.59 44.89 43.37 15.23 51.78 --- --- Peak	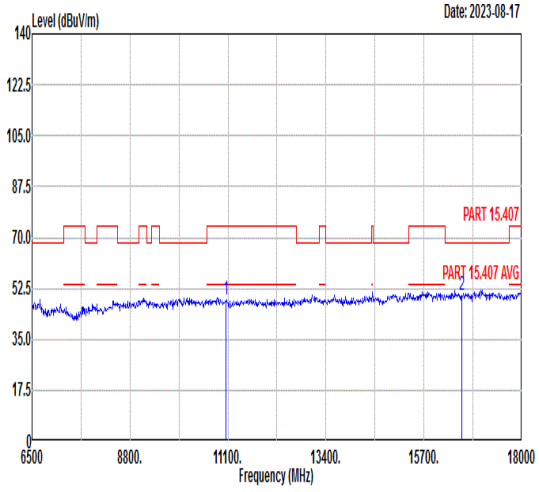 Freq Level Limit Line Margin Read Level Ant Factor Cable Loss Preamp Factor APos TPos Remark MHz dBuV/m dBuV/m dB dBuV dB/m dB dB cm deg 1 11060.00 48.47 74.00 -25.53 47.09 39.60 12.57 50.79 --- --- Peak 2 16590.00 50.03 68.30 -18.27 43.21 43.37 15.23 51.78 --- --- Peak

Mode	47	
	Band Edge - L	
	U-NII-2C_5.47-5.725_802.11ax HE80_CH122_Full_5610MHz	
ANT	CDD 10+11	
Pol.	Horizontal	Fundamental
Peak	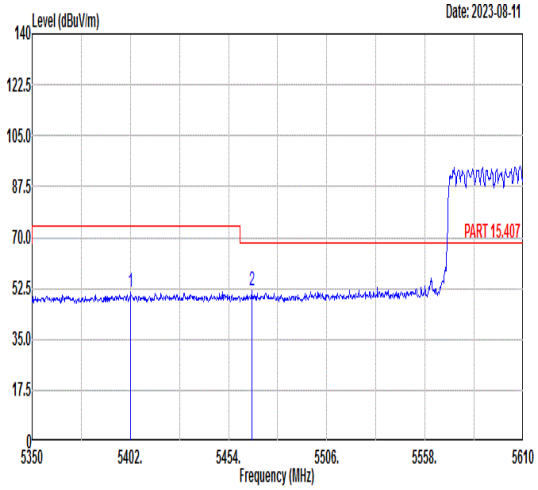 Freq Level Limit Line Margin Read Level Ant Factor Cable Loss Preamp Factor APos TPos Remark MHz dBuV/m dBuV/m dB dBuV dB/m dB dB cm deg 1 5402.26 51.13 74.00 -22.87 38.87 36.04 9.64 33.42 123 64 PEAK 2 5466.22 51.69 68.30 -16.61 39.53 36.01 9.69 33.54 123 64 PEAK	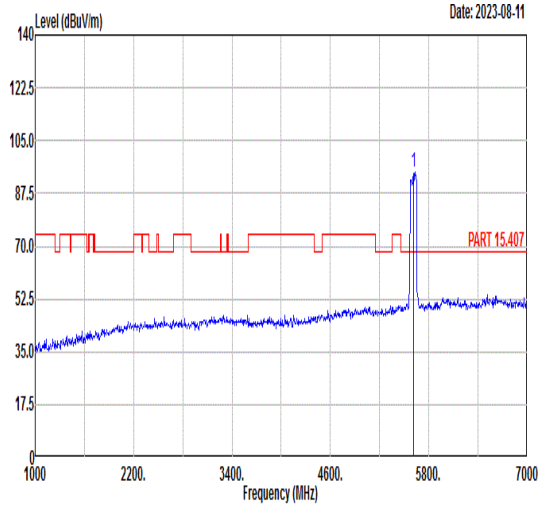 Freq Level Limit Line Margin Read Level Ant Factor Cable Loss Preamp Factor APos TPos Remark MHz dBuV/m dBuV/m dB dBuV dB/m dB dB cm deg 1 5610.00 94.50 ------ ------ 82.02 36.18 9.82 33.52 123 64 PEAK
Avg	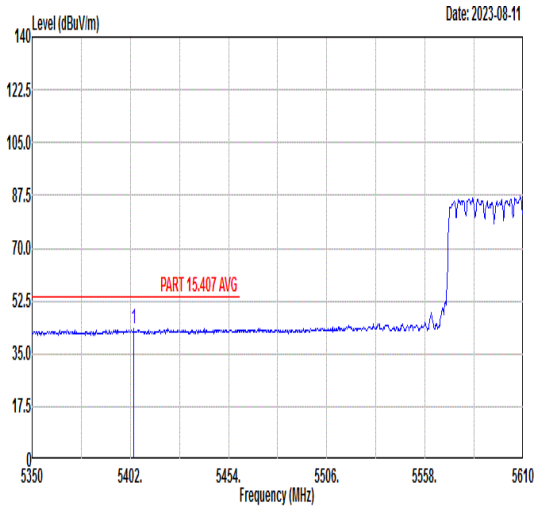 Freq Level Limit Line Margin Read Level Ant Factor Cable Loss Preamp Factor APos TPos Remark MHz dBuV/m dBuV/m dB dBuV dB/m dB dB cm deg 1 5403.82 43.37 54.00 -10.63 31.12 36.04 9.64 33.43 123 64 AVERAGE	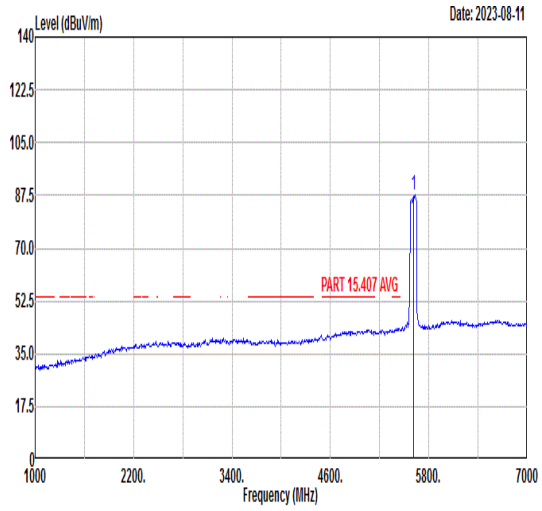 Freq Level Limit Line Margin Read Level Ant Factor Cable Loss Preamp Factor APos TPos Remark MHz dBuV/m dBuV/m dB dBuV dB/m dB dB cm deg 1 5610.00 87.54 ------ ------ 75.03 36.19 9.84 33.52 123 64 AVERAGE

Mode	47	
	Band Edge - R	
	U-NII-2C_5.47-5.725_802.11ax HE80_CH122_Full_5610MHz	
ANT	CDD 10+11	
Pol.	Horizontal	Fundamental
Peak	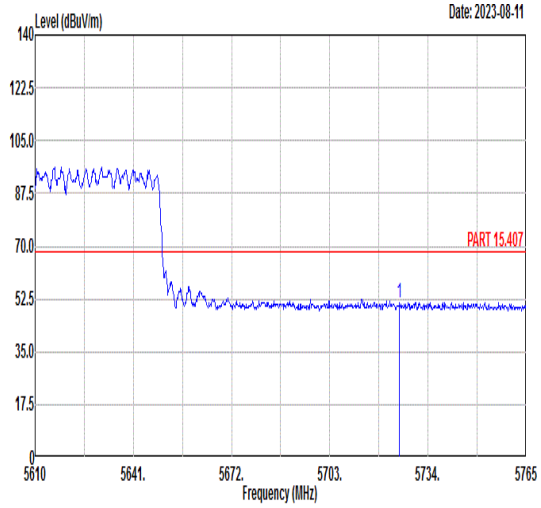 Freq Level Limit Line Margin Read Level Ant Factor Cable Loss Preamp Factor APos TPos Remark MHz dBuV/m dBuV/m dB dBuV dB/m dB dB cm deg 1 5725.01 51.37 68.30 -16.93 38.49 36.32 10.02 33.46 123 64 PEAK	Blank

Mode	47	
	Band Edge - L	
	U-NII-2C_5.47-5.725_802.11ax HE80_CH122_Full_5610MHz	
ANT	CDD 10+11	
Pol.	Vertical	Fundamental
Peak	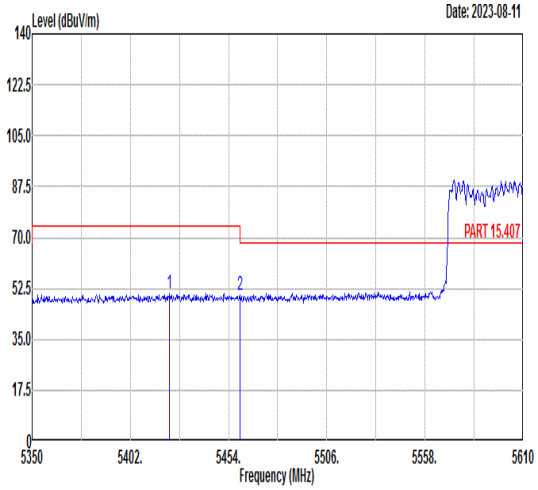 Freq Level Limit Line Margin Read Level Ant Factor Cable Loss Preamp Factor APos TPos Remark MHz dBuV/m dBuV/m dB dBuV dB/m dB dB cm deg 1 5422.80 50.95 74.00 -23.05 38.71 36.03 9.67 33.46 100 281 PEAK 2 5460.24 50.00 68.30 -18.30 37.82 36.02 9.69 33.53 100 281 PEAK	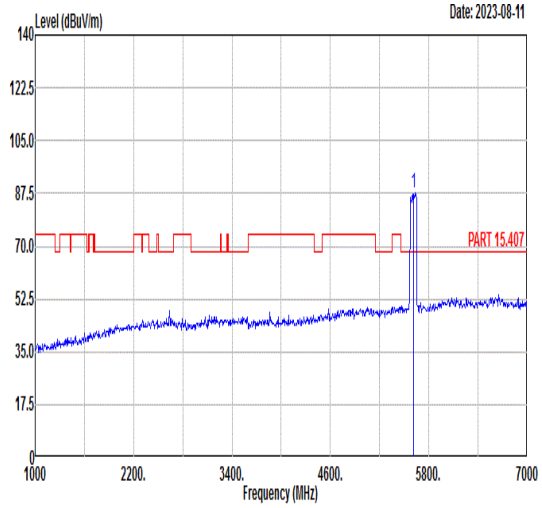 Freq Level Limit Line Margin Read Level Ant Factor Cable Loss Preamp Factor APos TPos Remark MHz dBuV/m dBuV/m dB dBuV dB/m dB dB cm deg 1 5610.00 87.58 ------ ------ 75.07 36.19 9.84 33.52 100 281 PEAK
Avg	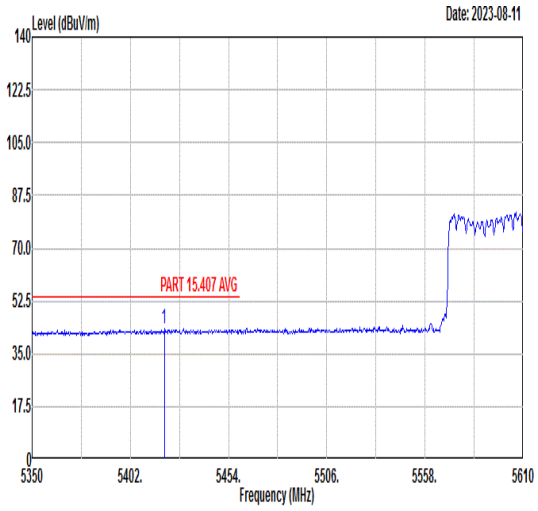 Freq Level Limit Line Margin Read Level Ant Factor Cable Loss Preamp Factor APos TPos Remark MHz dBuV/m dBuV/m dB dBuV dB/m dB dB cm deg 1 5419.94 43.25 54.00 -10.75 31.01 36.03 9.67 33.46 100 281 AVERAGE	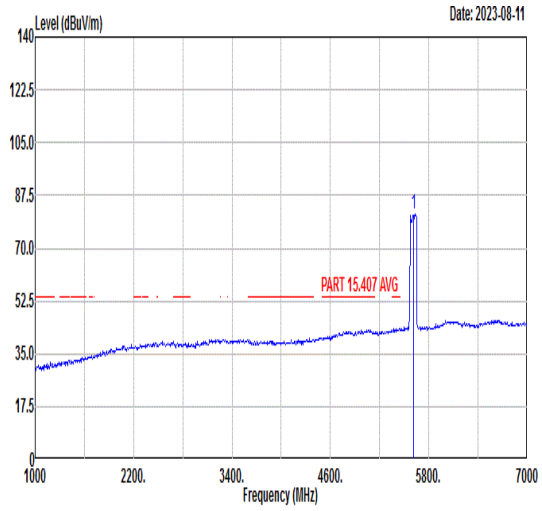 Freq Level Limit Line Margin Read Level Ant Factor Cable Loss Preamp Factor APos TPos Remark MHz dBuV/m dBuV/m dB dBuV dB/m dB dB cm deg 1 5610.00 81.24 ------ ------ 68.73 36.19 9.84 33.52 100 281 AVERAGE

Mode	47	
	Band Edge - R	
	U-NII-2C_5.47-5.725_802.11ax HE80_CH122_Full_5610MHz	
ANT	CDD 10+11	
Pol.	Vertical	Fundamental
Peak	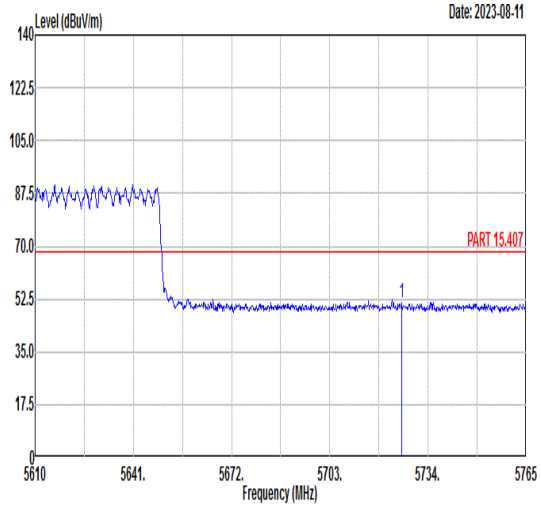 Freq Level Limit Line Margin Read Level Ant Factor Cable Loss Preamp Factor APos TPos Remark MHz dBuV/m dBuV/m dB dBuV dB/m dB dB cm deg 1 5725.63 51.50 68.30 -16.80 38.62 36.32 10.02 33.46 100 281 PEAK	Blank

Mode	47	
	Harmonic	
	U-NII-2C_5.47-5.725_802.11ax HE80_CH122_Full_5610MHz	
ANT	CDD 10+11	
Pol.	Horizontal	Vertical
Peak Avg	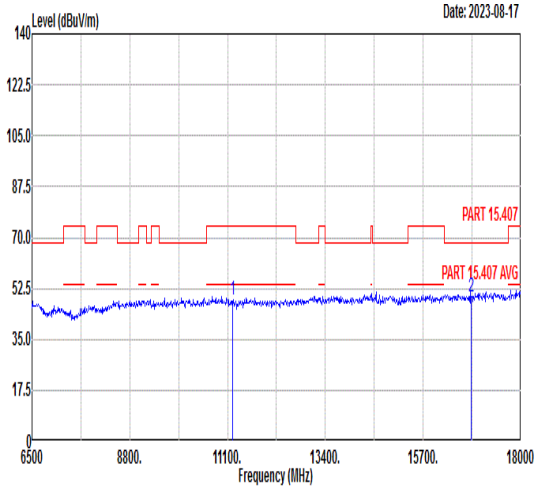 Freq Level Limit Line Margin Read Level Ant Factor Cable Loss Preamp Factor APos TPos Remark MHz dBuV/m dBuV/m dB dBuV dB/m dB dB cm deg 1 11220.00 48.39 74.00 -25.61 46.87 39.60 12.68 50.76 --- --- Peak 2 16830.00 49.82 68.30 -18.48 42.46 43.68 15.41 51.73 --- --- Peak	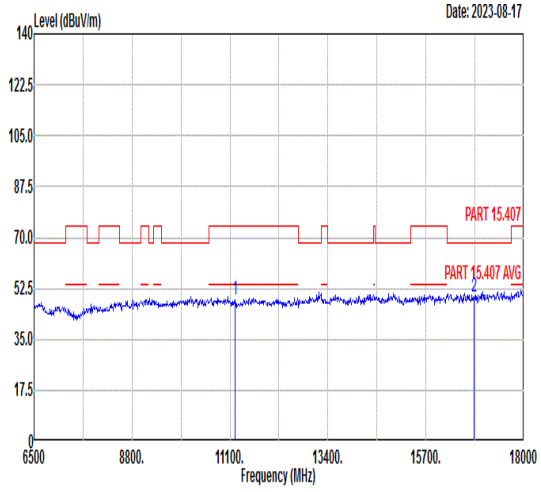 Freq Level Limit Line Margin Read Level Ant Factor Cable Loss Preamp Factor APos TPos Remark MHz dBuV/m dBuV/m dB dBuV dB/m dB dB cm deg 1 11220.00 48.50 74.00 -25.50 46.98 39.60 12.68 50.76 --- --- Peak 2 16830.00 49.67 68.30 -18.63 42.31 43.68 15.41 51.73 --- --- Peak

Mode	48	
	Band Edge	
	U-NII-3_5.725-5.85_802.11a_CH149_5745MHz	
ANT	MIMO 10+11	
Pol.	Horizontal	Fundamental
Peak	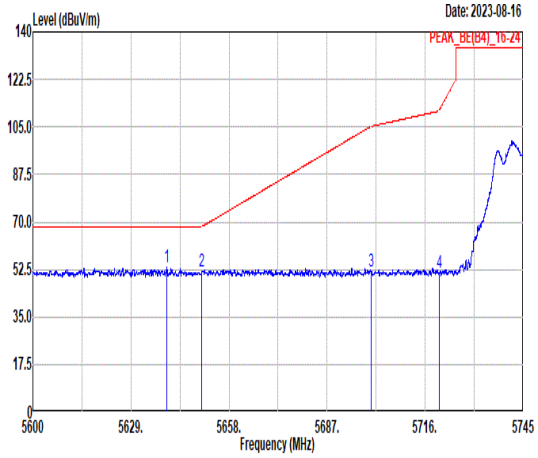 Freq Level Limit Line Margin Read Level Ant Factor Cable Loss Preamp Factor APos TPos Remark MHz dBuV/m dBuV/m dB dBuV dB/m dB dB cm deg 1 5639.66 53.13 68.30 -15.17 38.76 35.00 11.69 32.32 203 14 PEAK 2 5650.01 51.76 68.31 -16.55 37.39 35.01 11.69 32.33 203 14 PEAK 3 5700.12 52.01 105.23 -53.22 37.64 35.08 11.66 32.37 203 14 PEAK 4 5720.15 51.38 111.14 -59.76 36.99 35.11 11.66 32.38 203 14 PEAK	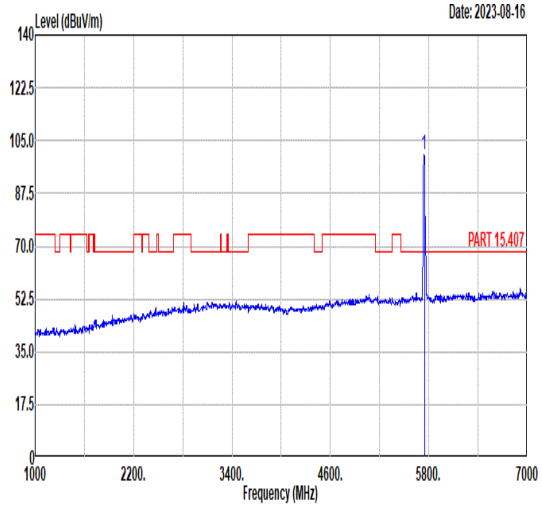 Freq Level Limit Line Margin Read Level Ant Factor Cable Loss Preamp Factor APos TPos Remark MHz dBuV/m dBuV/m dB dBuV dB/m dB dB cm deg 1 5745.00 100.36 ------ ------ 85.98 35.14 11.64 32.40 203 14 PEAK
Avg	Blank	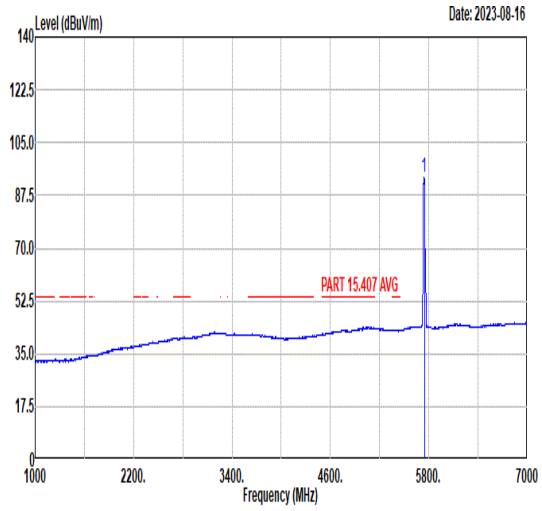 Freq Level Limit Line Margin Read Level Ant Factor Cable Loss Preamp Factor APos TPos Remark MHz dBuV/m dBuV/m dB dBuV dB/m dB dB cm deg 1 5745.00 93.29 ------ ------ 78.91 35.14 11.64 32.40 203 14 AVERAGE

Mode	48	
	Band Edge	
	U-NII-3_5.725-5.85_802.11a_CH149_5745MHz	
ANT	MIMO 10+11	
Pol.	Vertical	Fundamental
Peak	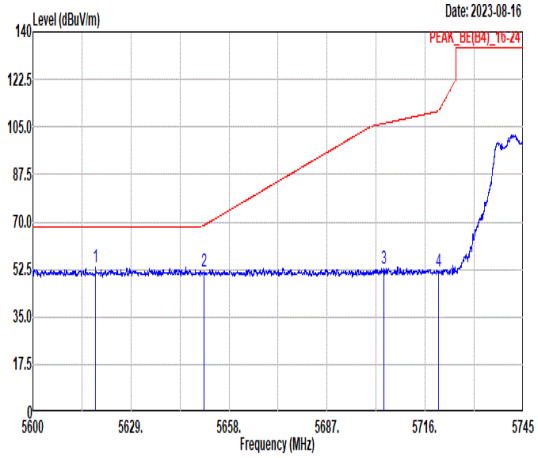 Freq Level Limit Line Margin Read Level Ant Factor Cable Loss Preamp Factor APos TPos Remark MHz dBuV/m dBuV/m dB dBuV dB/m dB dB cm deg 1 5618.49 53.37 68.30 -14.93 39.00 34.97 11.70 32.30 233 320 PEAK 2 5650.53 51.67 68.70 -17.03 37.30 35.01 11.69 32.33 233 320 PEAK 3 5703.75 52.93 106.25 -53.32 38.55 35.09 11.66 32.37 233 320 PEAK 4 5720.00 51.82 110.80 -58.98 37.43 35.11 11.66 32.38 233 320 PEAK	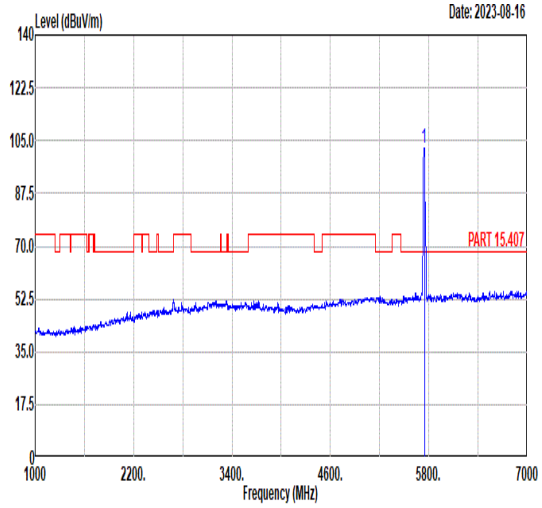 Freq Level Limit Line Margin Read Level Ant Factor Cable Loss Preamp Factor APos TPos Remark MHz dBuV/m dBuV/m dB dBuV dB/m dB dB cm deg 1 5745.00 102.72 ------ ------ 88.34 35.14 11.64 32.40 233 320 PEAK
Avg	Blank	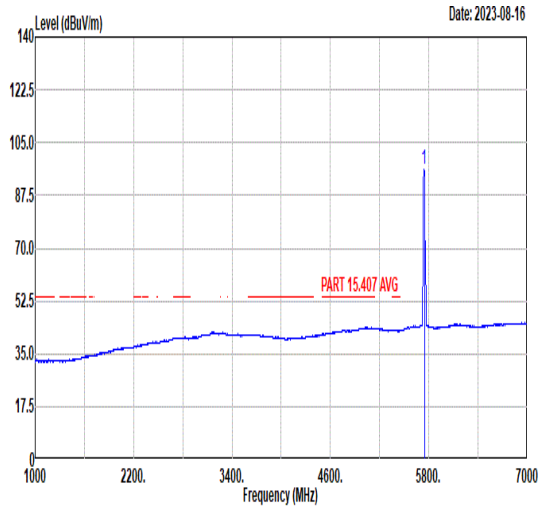 Freq Level Limit Line Margin Read Level Ant Factor Cable Loss Preamp Factor APos TPos Remark MHz dBuV/m dBuV/m dB dBuV dB/m dB dB cm deg 1 5745.00 95.93 ------ ------ 81.55 35.14 11.64 32.40 233 320 AVERAGE

Mode	48	
	Harmonic	
	U-NII-3_5.725-5.85_802.11a_CH149_5745MHz	
ANT	MIMO 10+11	
Pol.	Horizontal	Vertical
Peak Avg	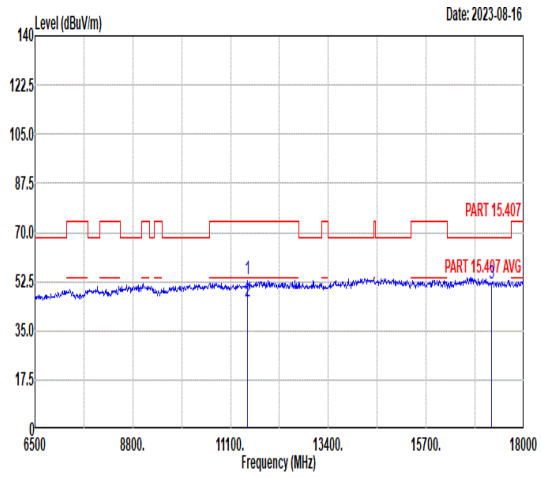 Freq Level Limit Line Margin Read Level Ant Factor Cable Loss Preamp Factor APos TPos Remark MHz dBuV/m dBuV/m dB dBuV dB/m dB dB cm deg 1 11490.00 53.61 74.00 -20.39 49.69 39.79 14.83 50.70 100 40 Peak 2 11490.00 45.24 54.00 -8.76 41.32 39.79 14.83 50.70 100 40 Average 3 17235.00 51.56 68.30 -16.74 43.51 42.41 17.57 51.93 -- -- Peak	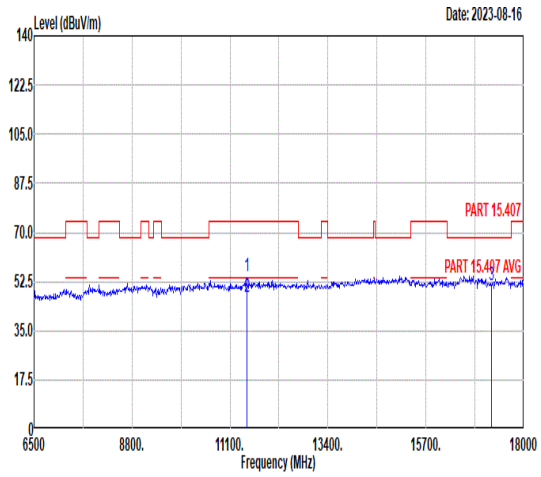 Freq Level Limit Line Margin Read Level Ant Factor Cable Loss Preamp Factor APos TPos Remark MHz dBuV/m dBuV/m dB dBuV dB/m dB dB cm deg 1 11490.00 54.28 74.00 -19.72 50.36 39.79 14.83 50.70 180 25 Peak 2 11490.00 46.88 54.00 -7.12 42.96 39.79 14.83 50.70 180 25 Average 3 17235.00 51.21 68.30 -17.09 43.16 42.41 17.57 51.93 -- -- Peak

Mode	49	
	Harmonic	
	U-NII-3_5.725-5.85_802.11a_CH157_5785MHz	
ANT	MIMO 10+11	
Pol.	Horizontal	Vertical
Peak Avg	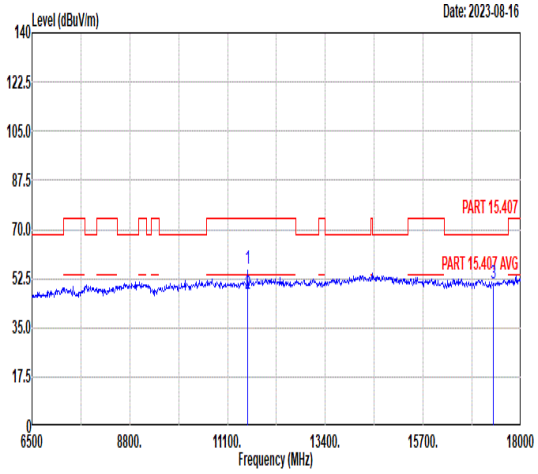 Freq Level Limit Line Margin Read Level Ant Factor Cable Loss Preamp Factor APos TPos Remark MHz dBuV/m dBuV/m dB dBuV dB/m dB dB cm deg 1 11570.00 55.84 74.00 -18.16 51.76 39.86 14.88 50.66 100 35 Peak 2 11570.00 47.20 54.00 -6.80 43.12 39.86 14.88 50.66 100 35 Average 3 17355.00 50.91 68.30 -17.39 43.00 42.36 17.60 52.05 -- -- Peak	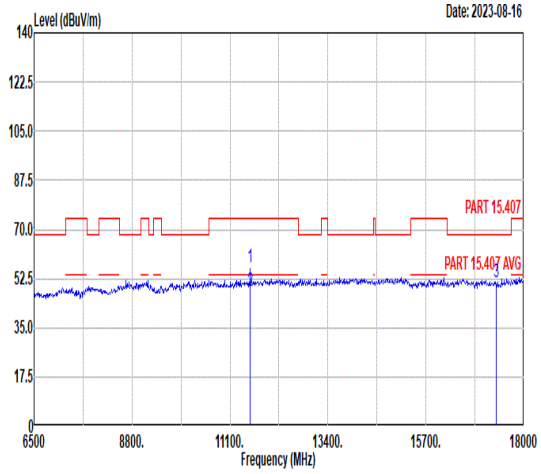 Freq Level Limit Line Margin Read Level Ant Factor Cable Loss Preamp Factor APos TPos Remark MHz dBuV/m dBuV/m dB dBuV dB/m dB dB cm deg 1 11570.00 56.64 74.00 -17.36 52.56 39.86 14.88 50.66 170 22 Peak 2 11570.00 48.32 54.00 -5.68 44.24 39.86 14.88 50.66 170 22 Average 3 17355.00 51.07 68.30 -17.23 43.16 42.36 17.60 52.05 -- -- Peak

Mode	50
	Band Edge
	U-NII-3_5.725-5.85_802.11a_CH165_5825MHz
ANT	MIMO 10+11

Pol.	Horizontal	Fundamental
Peak	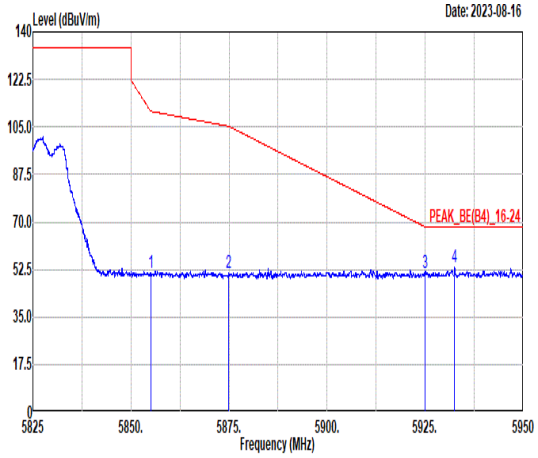 Freq Level Limit Line Margin Read Level Ant Factor Cable Loss Preamp Factor APos TPos Remark 1 5855.00 51.36 110.80 -59.44 37.03 35.30 11.52 32.49 202 5 PEAK 2 5874.94 51.48 105.22 -53.74 37.17 35.32 11.49 32.50 202 5 PEAK 3 5925.00 51.44 68.20 -16.76 37.18 35.40 11.40 32.54 202 5 PEAK 4 5932.44 53.17 68.30 -15.13 38.92 35.41 11.39 32.55 202 5 PEAK	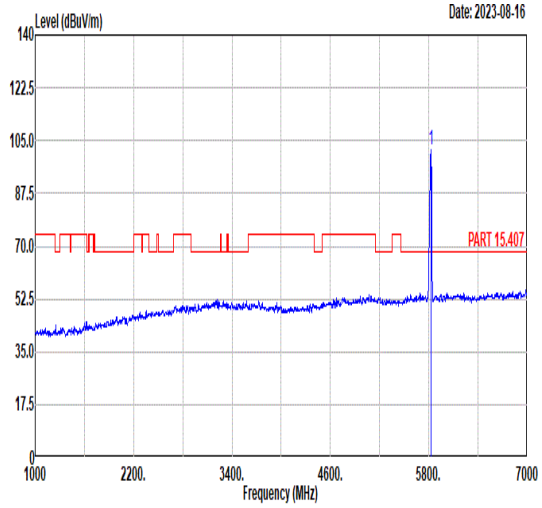 Freq Level Limit Line Margin Read Level Ant Factor Cable Loss Preamp Factor APos TPos Remark 1 5825.00 101.78 ------ ------ 87.42 35.26 11.57 32.47 202 5 PEAK
Avg	Blank	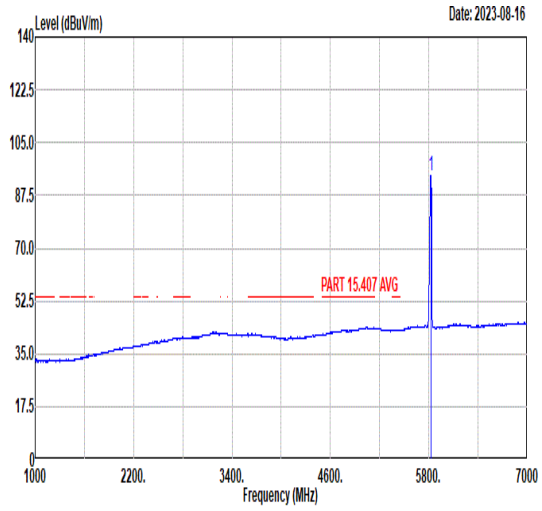 Freq Level Limit Line Margin Read Level Ant Factor Cable Loss Preamp Factor APos TPos Remark 1 5825.00 94.10 ------ ------ 79.74 35.25 11.57 32.46 202 5 AVERAGE

Mode	50
	Band Edge
	U-NII-3_5.725-5.85_802.11a_CH165_5825MHz
ANT	MIMO 10+11

Pol.	Vertical	Fundamental
Peak	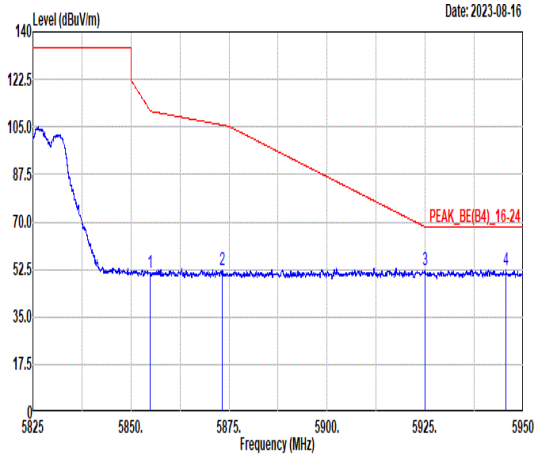 Freq Level Limit Line Margin Read Level Ant Factor Cable Loss Preamp Factor APos TPos Remark 1 5854.94 51.38 110.94 -59.56 37.05 35.30 11.52 32.49 218 318 PEAK 2 5873.33 52.08 105.67 -53.59 37.77 35.32 11.49 32.50 218 318 PEAK 3 5924.94 52.06 68.25 -16.19 37.81 35.39 11.40 32.54 218 318 PEAK 4 5945.58 52.30 68.30 -16.00 38.07 35.42 11.37 32.56 218 318 PEAK	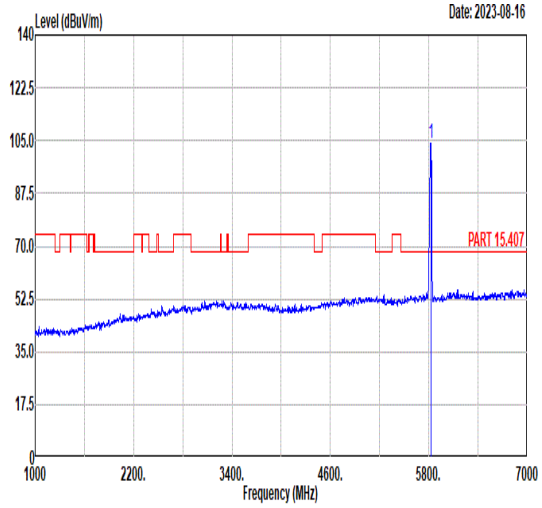 Freq Level Limit Line Margin Read Level Ant Factor Cable Loss Preamp Factor APos TPos Remark 1 5825.00 104.30 ------ ------ 89.93 35.25 11.58 32.46 218 318 PEAK
Avg	Blank	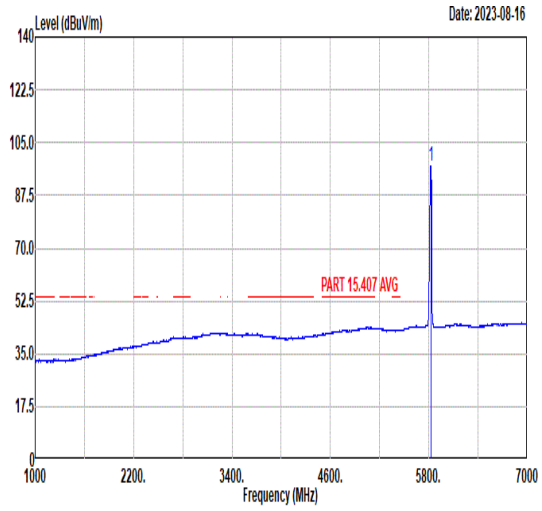 Freq Level Limit Line Margin Read Level Ant Factor Cable Loss Preamp Factor APos TPos Remark 1 5825.00 97.29 ------ ------ 82.92 35.25 11.58 32.46 218 318 AVERAGE

Mode	50	
	Harmonic	
	U-NII-3_5.725-5.85_802.11a_CH165_5825MHz	
ANT	MIMO 10+11	
Pol.	Horizontal	Vertical
Peak Avg	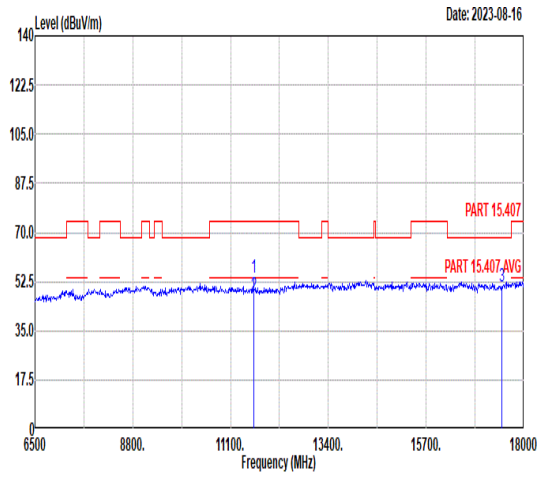 Freq Level Limit Line Margin Read Level Ant Factor Cable Loss Preamp Factor APos TPos Remark MHz dBuV/m dBuV/m dB dBuV dB/m dB dB cm deg 1 11650.00 54.10 74.00 -19.90 49.86 39.92 14.93 50.61 100 38 Peak 2 11650.00 47.76 54.00 -6.24 43.52 39.92 14.93 50.61 100 38 Average 3 17475.00 50.98 68.30 -17.32 43.21 42.31 17.63 52.17 -- -- Peak	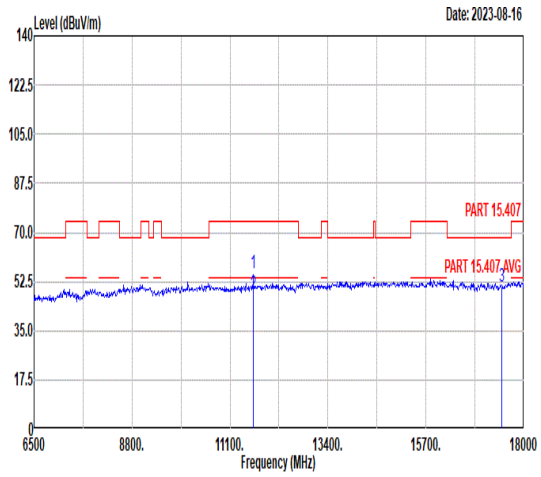 Freq Level Limit Line Margin Read Level Ant Factor Cable Loss Preamp Factor APos TPos Remark MHz dBuV/m dBuV/m dB dBuV dB/m dB dB cm deg 1 11650.00 55.70 74.00 -18.30 51.46 39.92 14.93 50.61 178 25 Peak 2 11650.00 48.10 54.00 -5.90 43.86 39.92 14.93 50.61 178 25 Average 3 17475.00 50.96 68.30 -17.34 43.19 42.31 17.63 52.17 -- -- Peak

Mode	51
	Band Edge
	U-NII-3_5.725-5.85_802.11ax HE20_CH149_Full_5745MHz
ANT	CDD 10+11

Pol.	Horizontal	Fundamental
Peak	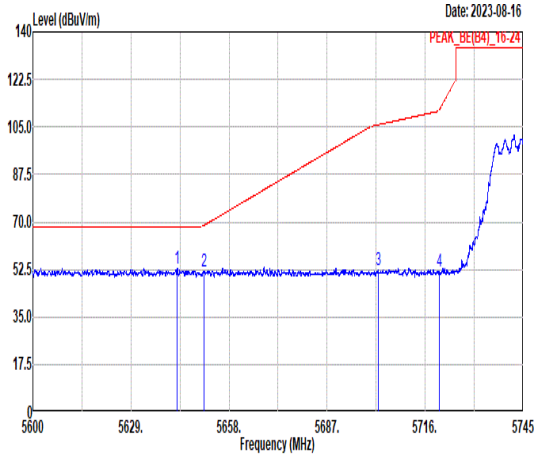 Freq Level Limit Line Margin Read Level Ant Factor Cable Loss Preamp Factor APos TPos Remark MHz dBuV/m dBuV/m dB dBuV dB/m dB dB cm deg 1 5642.70 53.09 68.30 -15.21 38.72 35.00 11.69 32.32 203 13 PEAK 2 5650.53 52.02 68.70 -16.68 37.65 35.01 11.69 32.33 203 13 PEAK 3 5702.15 52.35 105.80 -53.45 37.98 35.08 11.66 32.37 203 13 PEAK 4 5720.15 51.79 111.14 -59.35 37.40 35.11 11.66 32.38 203 13 PEAK	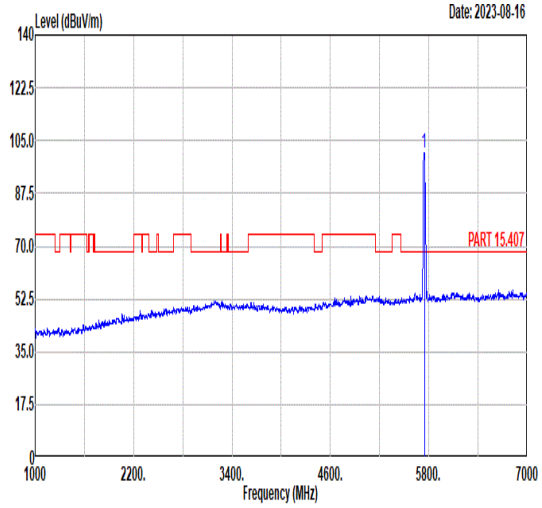 Freq Level Limit Line Margin Read Level Ant Factor Cable Loss Preamp Factor APos TPos Remark MHz dBuV/m dBuV/m dB dBuV dB/m dB dB cm deg 1 5745.00 101.15 ------ ------ 86.77 35.14 11.64 32.40 203 13 PEAK
Avg	Blank	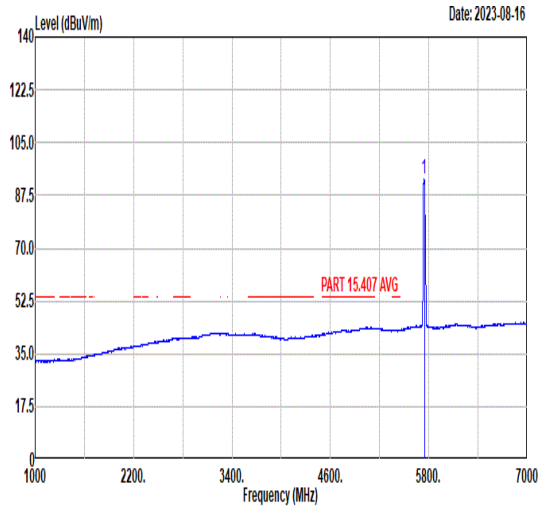 Freq Level Limit Line Margin Read Level Ant Factor Cable Loss Preamp Factor APos TPos Remark MHz dBuV/m dBuV/m dB dBuV dB/m dB dB cm deg 1 5745.00 93.01 ------ ------ 78.63 35.14 11.64 32.40 203 13 AVERAGE

Mode	51
	Band Edge
	U-NII-3_5.725-5.85_802.11ax HE20_CH149_Full_5745MHz
ANT	CDD 10+11

Pol.	Vertical	Fundamental
Peak	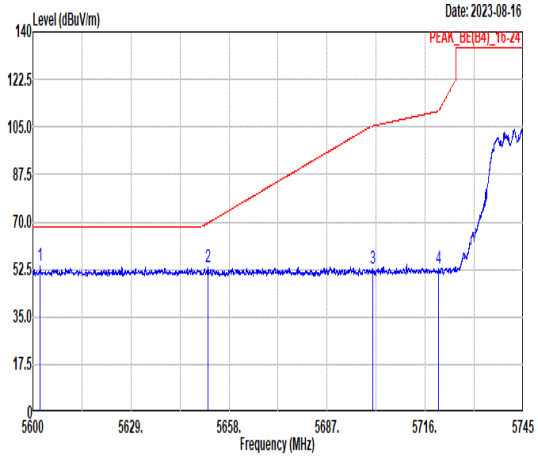 Freq Level Limit Line Margin Read Level Ant Factor Cable Loss Preamp Factor APos TPos Remark MHz dBuV/m dBuV/m dB dBuV dB/m dB dB cm deg 1 5602.12 53.86 68.30 -14.44 39.50 34.94 11.71 32.29 235 318 PEAK 2 5651.69 53.35 69.55 -16.20 38.98 35.01 11.69 32.33 235 318 PEAK 3 5700.41 53.00 105.32 -52.32 38.63 35.08 11.66 32.37 235 318 PEAK 4 5720.00 52.65 110.80 -58.15 38.26 35.11 11.66 32.38 235 318 PEAK	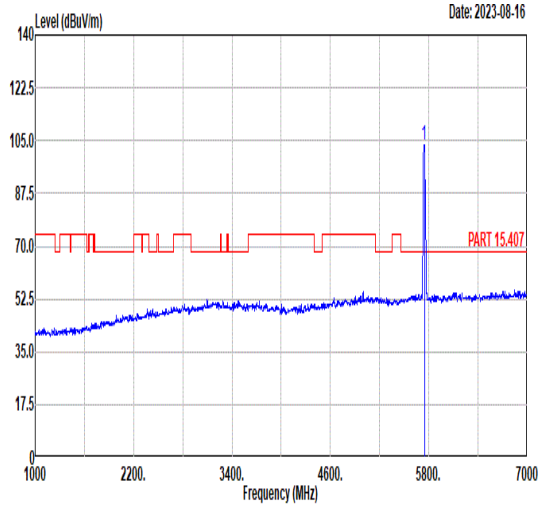 Freq Level Limit Line Margin Read Level Ant Factor Cable Loss Preamp Factor APos TPos Remark MHz dBuV/m dBuV/m dB dBuV dB/m dB dB cm deg 1 5745.00 103.71 ------ ------ 89.33 35.14 11.64 32.40 235 318 PEAK
Avg	Blank	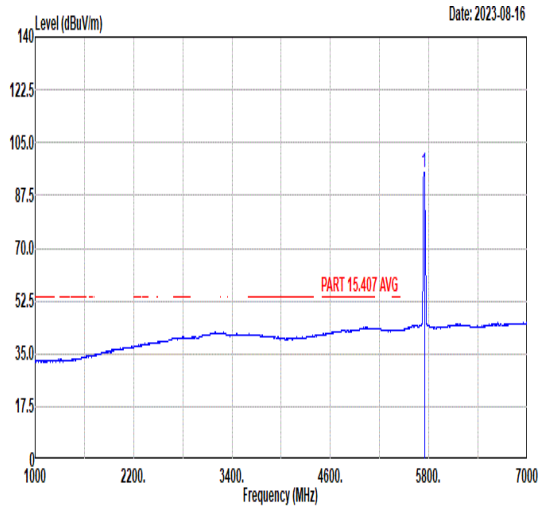 Freq Level Limit Line Margin Read Level Ant Factor Cable Loss Preamp Factor APos TPos Remark MHz dBuV/m dBuV/m dB dBuV dB/m dB dB cm deg 1 5745.00 95.22 ------ ------ 80.84 35.14 11.64 32.40 235 318 AVERAGE

Mode	51	
	Harmonic	
	U-NII-3_5.725-5.85_802.11ax HE20_CH149_Full_5745MHz	
ANT	CDD 10+11	
Pol.	Horizontal	Vertical
Peak Avg	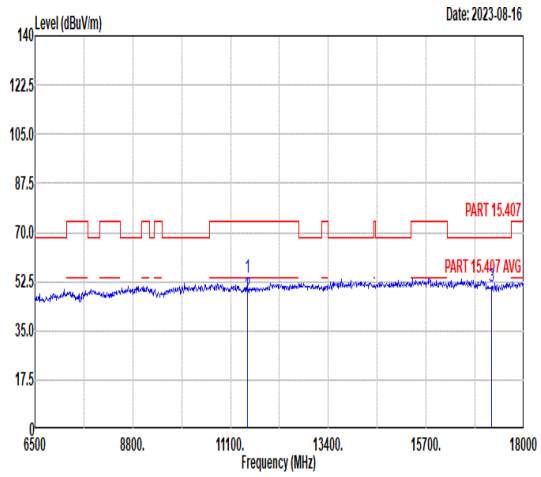 Freq Level Limit Line Margin Read Level Ant Factor Cable Loss Preamp Factor APos TPos Remark MHz dBuV/m dBuV/m dB dBuV dB/m dB dB cm deg 1 11490.00 54.06 74.00 -19.94 50.14 39.79 14.83 50.70 100 38 Peak 2 11490.00 47.34 54.00 -6.66 43.42 39.79 14.83 50.70 100 38 Average 3 17235.00 50.53 68.30 -17.77 42.48 42.41 17.57 51.93 -- -- Peak	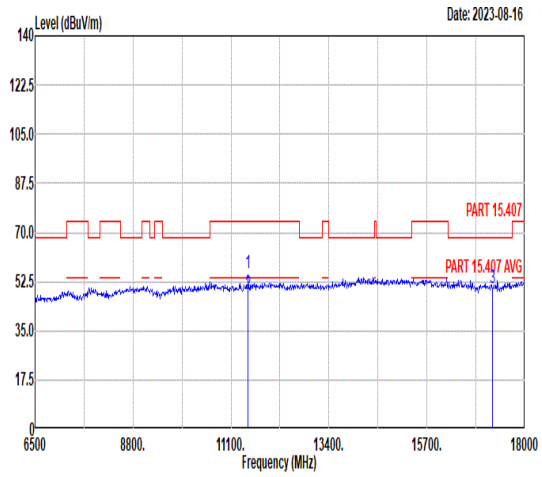 Freq Level Limit Line Margin Read Level Ant Factor Cable Loss Preamp Factor APos TPos Remark MHz dBuV/m dBuV/m dB dBuV dB/m dB dB cm deg 1 11490.00 55.39 74.00 -18.61 51.47 39.79 14.83 50.70 173 22 Peak 2 11490.00 47.89 54.00 -6.11 43.97 39.79 14.83 50.70 173 22 Average 3 17235.00 50.44 68.30 -17.86 42.39 42.41 17.57 51.93 -- -- Peak

Mode	52	
	Harmonic	
	U-NII-3_5.725-5.85_802.11ax HE20_CH157_Full_5785MHz	
ANT	CDD 10+11	
Pol.	Horizontal	Vertical
Peak Avg	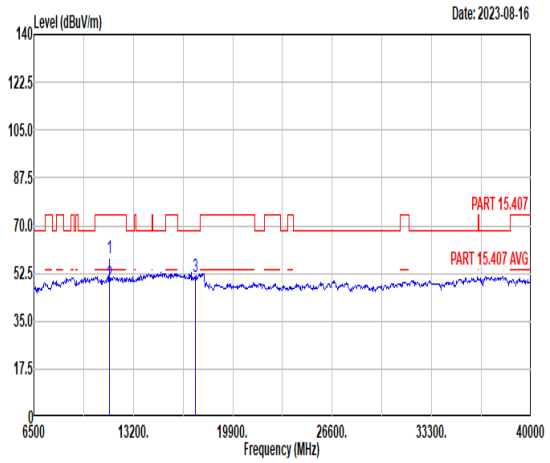 Freq Level Limit Line Margin Read Level Ant Factor Cable Loss Preamp Factor APos TPos Remark MHz dBuV/m dBuV/m dB dBuV dB/m dB dB cm deg 1 11570.00 58.07 74.00 -15.93 53.99 39.86 14.88 50.66 100 38 Peak 2 11570.00 48.59 54.00 -5.41 44.51 39.86 14.88 50.66 100 38 Average 3 17355.00 51.28 68.30 -17.02 43.37 42.36 17.60 52.05 -- -- Peak	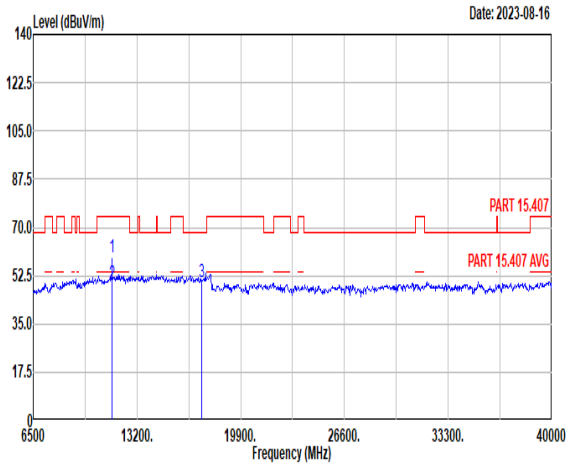 Freq Level Limit Line Margin Read Level Ant Factor Cable Loss Preamp Factor APos TPos Remark MHz dBuV/m dBuV/m dB dBuV dB/m dB dB cm deg 1 11570.00 59.32 74.00 -14.68 55.24 39.86 14.88 50.66 180 33 Peak 2 11570.00 49.44 54.00 -4.56 45.36 39.86 14.88 50.66 180 33 Average 3 17355.00 50.44 68.30 -17.86 42.53 42.36 17.60 52.05 -- -- Peak

Mode	53
	Band Edge
	U-NII-3_5.725-5.85_802.11ax HE20_CH165_Full_5825MHz
ANT	CDD 10+11

Pol.	Horizontal	Fundamental
Peak	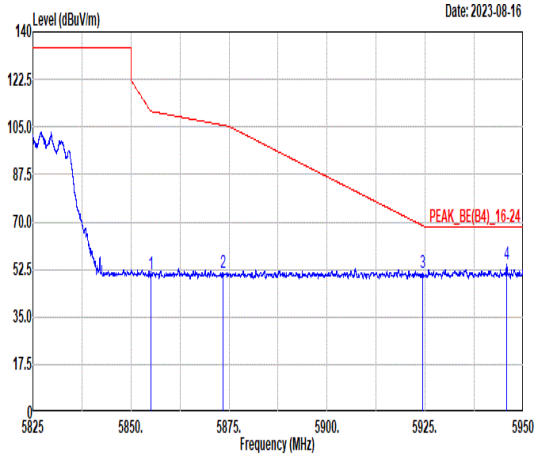 Freq Level Limit Line Margin Read Level Ant Factor Cable Loss Preamp Factor APos TPos Remark MHz dBuV/m dBuV/m dB dBuV dB/m dB dB cm deg 1 5855.00 50.73 110.80 -60.07 36.40 35.30 11.52 32.49 202 3 PEAK 2 5873.43 51.49 105.64 -54.15 37.18 35.32 11.49 32.50 202 3 PEAK 3 5924.33 51.39 68.70 -17.31 37.14 35.39 11.40 32.54 202 3 PEAK 4 5945.83 54.34 68.30 -13.96 40.11 35.42 11.37 32.56 202 3 PEAK	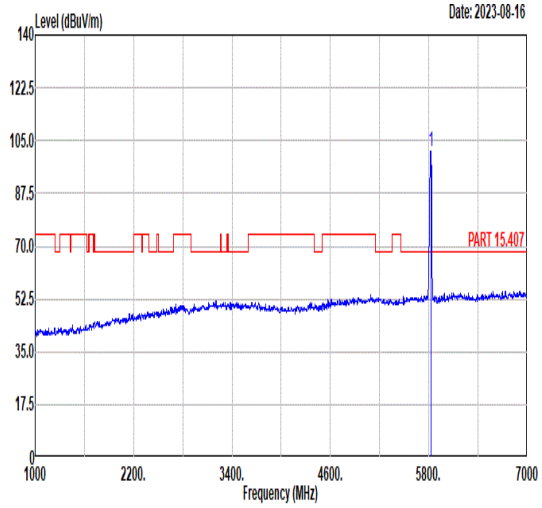 Freq Level Limit Line Margin Read Level Ant Factor Cable Loss Preamp Factor APos TPos Remark MHz dBuV/m dBuV/m dB dBuV dB/m dB dB cm deg 1 5825.00 101.26 ------ ------ 86.89 35.25 11.58 32.46 202 3 PEAK
Avg	Blank	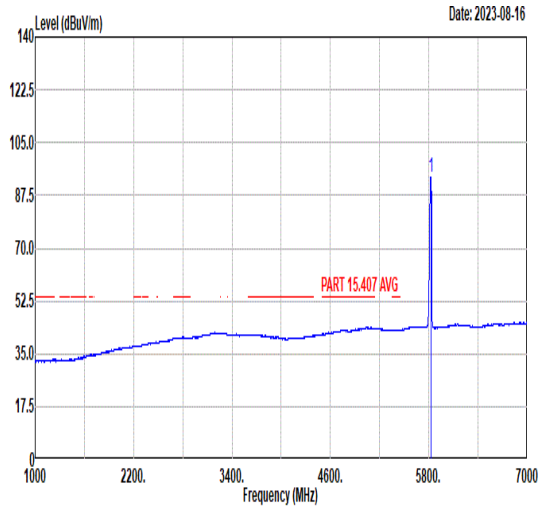 Freq Level Limit Line Margin Read Level Ant Factor Cable Loss Preamp Factor APos TPos Remark MHz dBuV/m dBuV/m dB dBuV dB/m dB dB cm deg 1 5825.00 93.57 ------ ------ 79.20 35.25 11.58 32.46 202 3 AVERAGE

Mode	53	
	Band Edge	
	U-NII-3_5.725-5.85_802.11ax HE20_CH165_Full_5825MHz	
ANT	CDD 10+11	
Pol.	Vertical	Fundamental
Peak	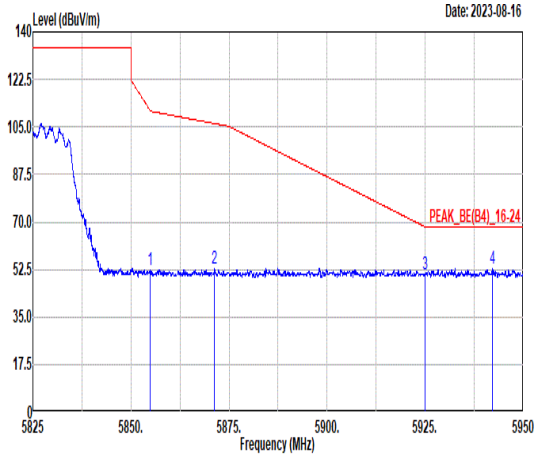 Freq Level Limit Line Margin Read Level Ant Factor Cable Loss Preamp Factor APos TPos Remark MHz dBuV/m dBuV/m dB dBuV dB/m dB dB cm deg 1 5854.94 52.18 110.94 -58.76 37.85 35.30 11.52 32.49 217 317 PEAK 2 5871.33 52.61 106.23 -53.62 38.30 35.32 11.49 32.50 217 317 PEAK 3 5925.00 50.51 68.20 -17.69 36.25 35.40 11.40 32.54 217 317 PEAK 4 5942.08 52.99 68.30 -15.31 38.76 35.42 11.37 32.56 217 317 PEAK	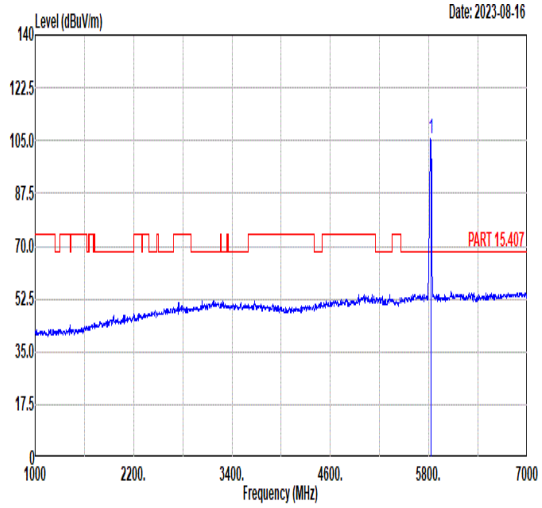 Freq Level Limit Line Margin Read Level Ant Factor Cable Loss Preamp Factor APos TPos Remark MHz dBuV/m dBuV/m dB dBuV dB/m dB dB cm deg 1 5825.00 105.67 ------ ------ 91.30 35.25 11.58 32.46 217 317 PEAK
Avg	Blank	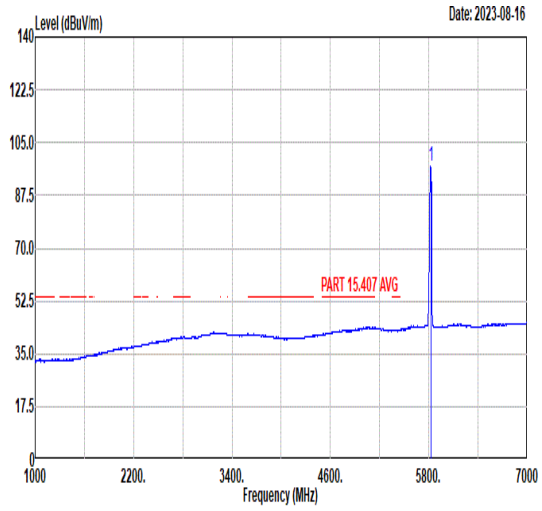 Freq Level Limit Line Margin Read Level Ant Factor Cable Loss Preamp Factor APos TPos Remark MHz dBuV/m dBuV/m dB dBuV dB/m dB dB cm deg 1 5825.00 96.96 ------ ------ 82.59 35.25 11.58 32.46 217 317 AVERAGE

Mode	53	
	Harmonic	
	U-NII-3_5.725-5.85_802.11ax HE20_CH165_Full_5825MHz	
ANT	CDD 10+11	
Pol.	Horizontal	Vertical
Peak Avg	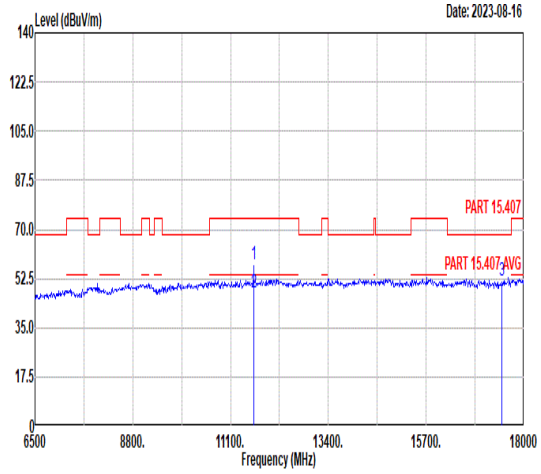 Freq Level Limit Line Margin Read Level Ant Factor Cable Loss Preamp Factor APos TPos Remark MHz dBuV/m dBuV/m dB dBuV dB/m dB dB cm deg 1 11650.00 57.70 74.00 -16.30 53.46 39.92 14.93 50.61 400 38 Peak 2 11650.00 47.76 54.00 -6.24 43.52 39.92 14.93 50.61 400 38 Average 3 17475.00 51.60 68.30 -16.70 43.83 42.31 17.63 52.17 -- -- Peak	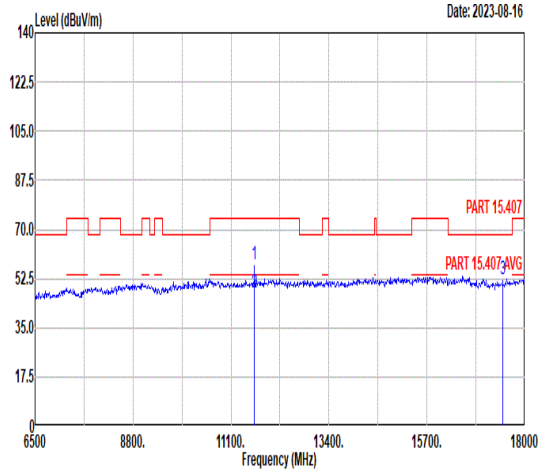 Freq Level Limit Line Margin Read Level Ant Factor Cable Loss Preamp Factor APos TPos Remark MHz dBuV/m dBuV/m dB dBuV dB/m dB dB cm deg 1 11650.00 57.55 74.00 -16.45 53.31 39.92 14.93 50.61 170 30 Peak 2 11650.00 47.57 54.00 -6.43 43.33 39.92 14.93 50.61 170 30 Average 3 17475.00 52.06 68.30 -16.24 44.29 42.31 17.63 52.17 -- -- Peak

Mode	54
	Band Edge - L
	U-NII-3_5.725-5.85_802.11ax HE40_CH151_Full_5755MHz
ANT	CDD 10+11

Pol.	Horizontal	Fundamental
Peak	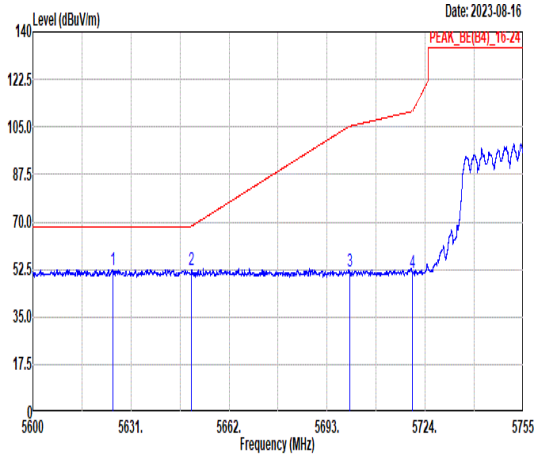 Freq Level Limit Line Margin Read Level Ant Factor Cable Loss Preamp Factor APos TPos Remark MHz dBuV/m dBuV/m dB dBuV dB/m dB dB cm deg 1 5625.36 52.54 68.30 -15.76 38.17 34.98 11.70 32.31 100 19 PEAK 2 5650.16 52.14 68.42 -16.28 37.77 35.01 11.69 32.33 100 19 PEAK 3 5700.21 51.81 105.26 -53.45 37.44 35.08 11.66 32.37 100 19 PEAK 4 5720.00 51.02 110.80 -59.78 36.63 35.11 11.66 32.38 100 19 PEAK	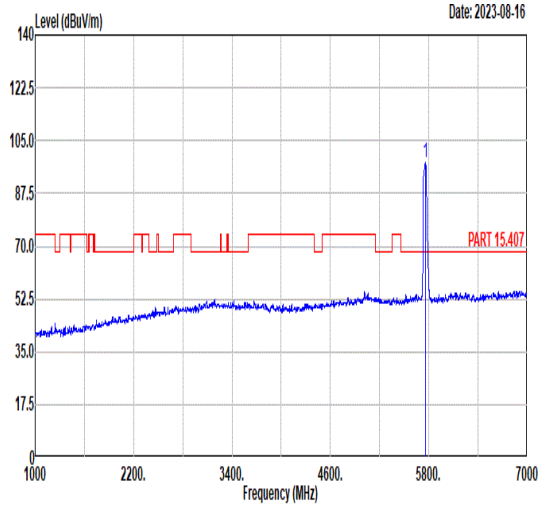 Freq Level Limit Line Margin Read Level Ant Factor Cable Loss Preamp Factor APos TPos Remark MHz dBuV/m dBuV/m dB dBuV dB/m dB dB cm deg 1 5755.00 97.81 ------ ------ 83.41 35.17 11.64 32.41 100 19 PEAK
Avg	Blank	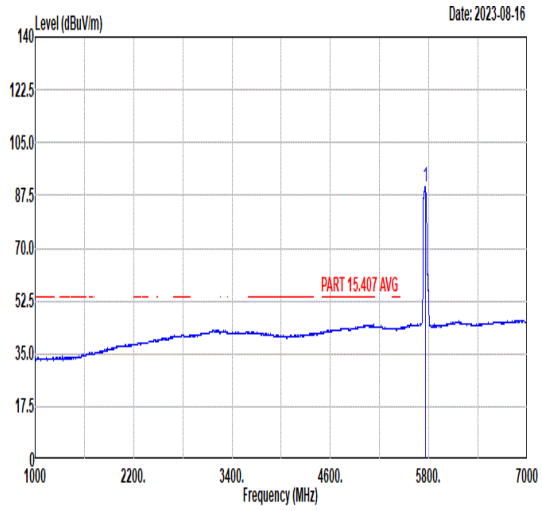 Freq Level Limit Line Margin Read Level Ant Factor Cable Loss Preamp Factor APos TPos Remark MHz dBuV/m dBuV/m dB dBuV dB/m dB dB cm deg 1 5755.00 90.50 ------ ------ 76.11 35.16 11.64 32.41 100 19 AVERAGE

Mode	54	
	Band Edge - R	
	U-NII-3_5.725-5.85_802.11ax HE40_CH151_Full_5755MHz	
ANT	CDD 10+11	
Pol.	Horizontal	Fundamental
Peak	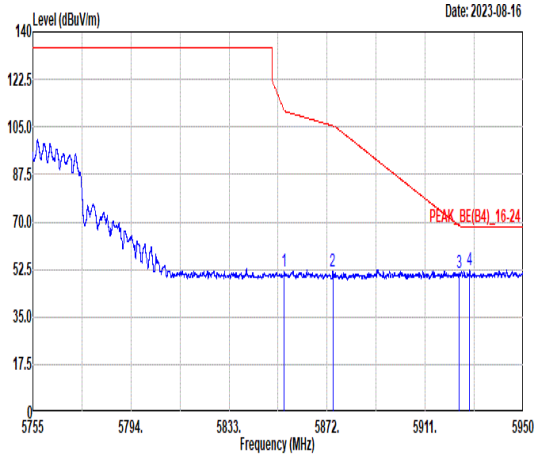 Freq Level Limit Line Margin Read Level Ant Factor Cable Loss Preamp Factor APos TPos Remark MHz dBuV/m dBuV/m dB dBuV dB/m dB dB cm deg 1 5854.96 51.75 110.90 -59.15 37.42 35.30 11.52 32.49 100 19 PEAK 2 5874.24 51.79 105.41 -53.62 37.48 35.32 11.49 32.50 100 19 PEAK 3 5924.57 51.19 68.52 -17.33 36.94 35.39 11.40 32.54 100 19 PEAK 4 5928.65 52.47 68.30 -15.83 38.22 35.40 11.40 32.55 100 19 PEAK	Blank

Mode	54
	Band Edge - L
	U-NII-3_5.725-5.85_802.11ax HE40_CH151_Full_5755MHz
ANT	CDD 10+11

Pol.	Vertical	Fundamental
Peak	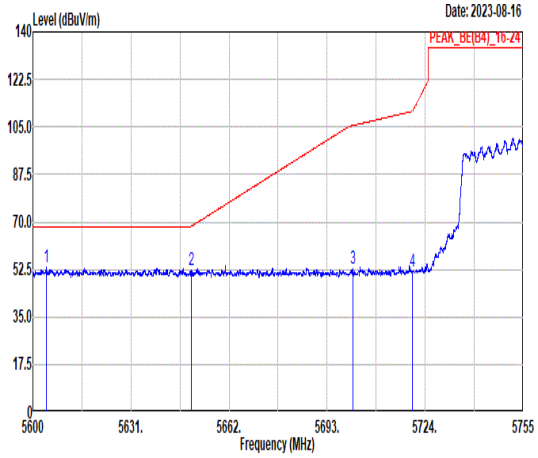 Freq Level Limit Line Margin Read Level Ant Factor Cable Loss Preamp Factor APos TPos Remark MHz dBuV/m dBuV/m dB dBuV dB/m dB dB cm deg 1 5604.28 53.24 68.30 -15.06 38.87 34.95 11.71 32.29 389 299 PEAK 2 5650.00 52.43 68.30 -15.87 38.06 35.01 11.69 32.33 389 299 PEAK 3 5701.15 52.93 105.52 -52.59 38.56 35.08 11.66 32.37 389 299 PEAK 4 5720.06 52.00 110.94 -58.94 37.61 35.11 11.66 32.38 389 299 PEAK	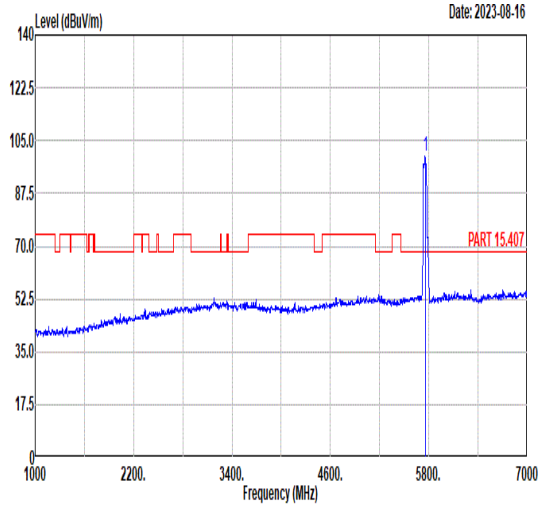 Freq Level Limit Line Margin Read Level Ant Factor Cable Loss Preamp Factor APos TPos Remark MHz dBuV/m dBuV/m dB dBuV dB/m dB dB cm deg 1 5755.00 99.64 ------ ------ 85.25 35.15 11.64 32.40 389 299 PEAK
Avg	Blank	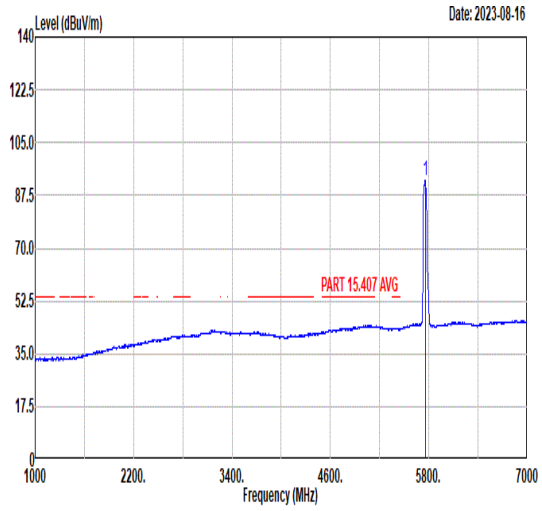 Freq Level Limit Line Margin Read Level Ant Factor Cable Loss Preamp Factor APos TPos Remark MHz dBuV/m dBuV/m dB dBuV dB/m dB dB cm deg 1 5755.00 92.51 ------ ------ 78.12 35.15 11.64 32.40 389 299 AVERAGE

Mode	54	
	Band Edge - R	
	U-NII-3_5.725-5.85_802.11ax HE40_CH151_Full_5755MHz	
ANT	CDD 10+11	
Pol.	Vertical	Fundamental
Peak	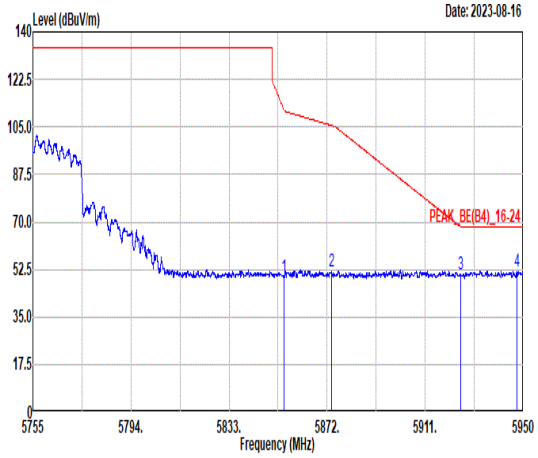 Freq Level Limit Line Margin Read Level Ant Factor Cable Loss Preamp Factor APos TPos Remark MHz dBuV/m dBuV/m dB dBuV dB/m dB dB cm deg 1 5855.00 49.85 110.81 -60.96 35.52 35.30 11.52 32.49 389 299 PEAK 2 5873.66 51.70 105.58 -53.88 37.39 35.32 11.49 32.50 389 299 PEAK 3 5924.98 50.49 68.21 -17.72 36.24 35.39 11.40 32.54 389 299 PEAK 4 5947.56 51.82 68.30 -16.48 37.58 35.43 11.37 32.56 389 299 PEAK	Blank

Mode	54	
	Harmonic	
	U-NII-3_5.725-5.85_802.11ax HE40_CH151_Full_5755MHz	
ANT	CDD 10+11	
Pol.	Horizontal	Vertical
Peak Avg	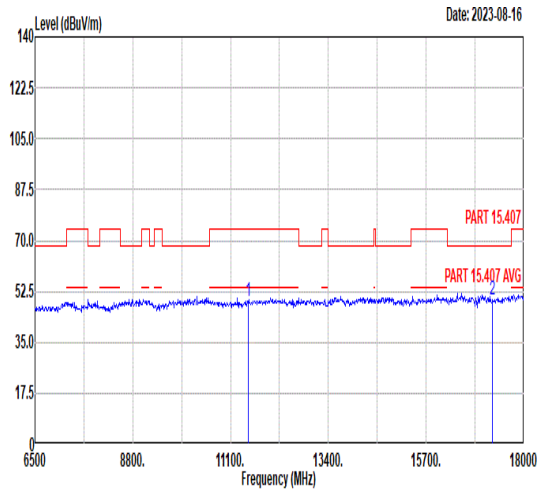 Freq Level Limit Line Margin Read Level Ant Factor Cable Loss Preamp Factor APos TPos Remark MHz dBuV/m dBuV/m dB dBuV dB/m dB dB cm deg 1 11510.00 49.24 74.00 -24.76 45.28 39.81 14.85 50.70 -- -- Peak 2 17265.00 49.58 68.30 -18.72 41.57 42.39 17.58 51.96 -- -- Peak	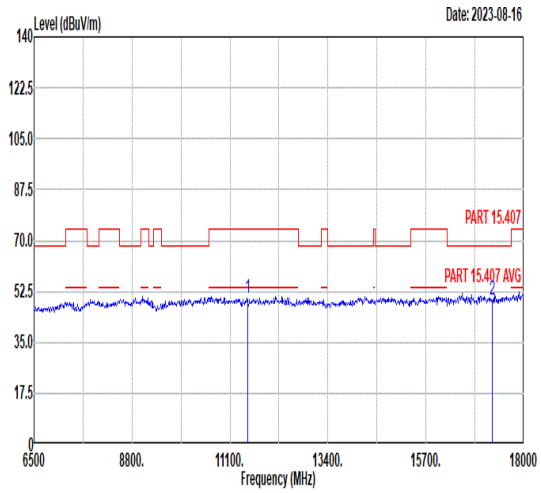 Freq Level Limit Line Margin Read Level Ant Factor Cable Loss Preamp Factor APos TPos Remark MHz dBuV/m dBuV/m dB dBuV dB/m dB dB cm deg 1 11510.00 50.39 74.00 -23.61 46.43 39.81 14.85 50.70 -- -- Peak 2 17265.00 49.74 68.30 -18.56 41.73 42.39 17.58 51.96 -- -- Peak

Mode	55
	Band Edge - L
	U-NII-3_5.725-5.85_802.11ax HE40_CH159_Full_5795MHz
ANT	CDD 10+11

Pol.	Horizontal	Fundamental
Peak	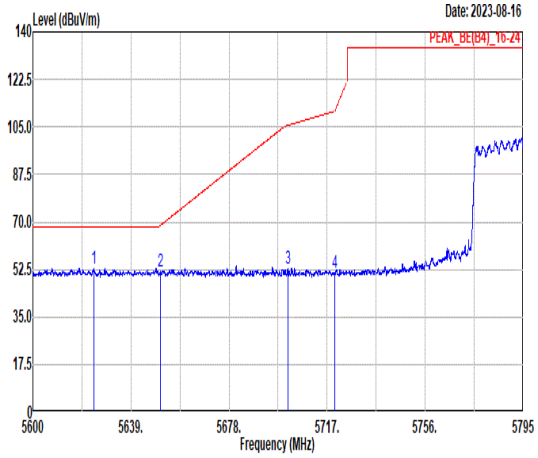 Freq Level Limit Line Margin Read Level Ant Factor Cable Loss Preamp Factor APos TPos Remark MHz dBuV/m dBuV/m dB dBuV dB/m dB dB cm deg 1 5624.28 52.85 68.30 -15.45 38.49 34.97 11.70 32.31 100 16 PEAK 2 5650.82 51.59 68.91 -17.32 37.22 35.01 11.69 32.33 100 16 PEAK 3 5701.32 52.74 105.57 -52.83 38.37 35.08 11.66 32.37 100 16 PEAK 4 5720.00 51.14 110.81 -59.67 36.75 35.11 11.66 32.38 100 16 PEAK	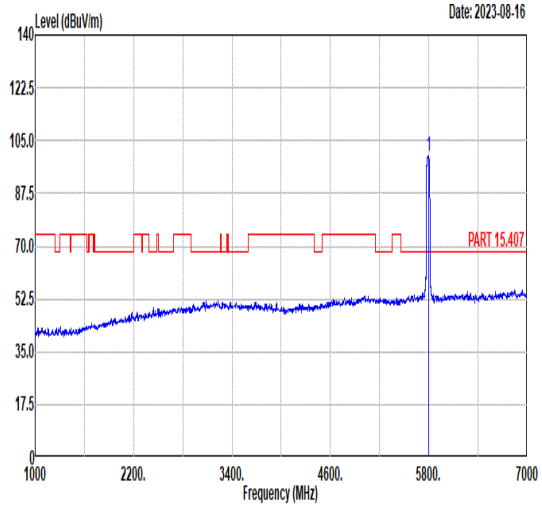 Freq Level Limit Line Margin Read Level Ant Factor Cable Loss Preamp Factor APos TPos Remark MHz dBuV/m dBuV/m dB dBuV dB/m dB dB cm deg 1 5795.00 100.08 ------ ------ 85.69 35.21 11.62 32.44 100 16 PEAK
Avg	Blank	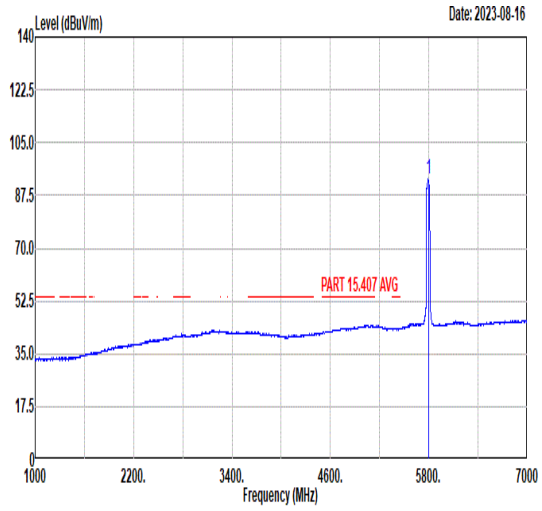 Freq Level Limit Line Margin Read Level Ant Factor Cable Loss Preamp Factor APos TPos Remark MHz dBuV/m dBuV/m dB dBuV dB/m dB dB cm deg 1 5795.00 92.74 ------ ------ 78.35 35.21 11.62 32.44 100 16 AVERAGE

Mode	55	
	Band Edge - R	
	U-NII-3_5.725-5.85_802.11ax HE40_CH159_Full_5795MHz	
ANT	CDD 10+11	
Pol.	Horizontal	Fundamental
Peak	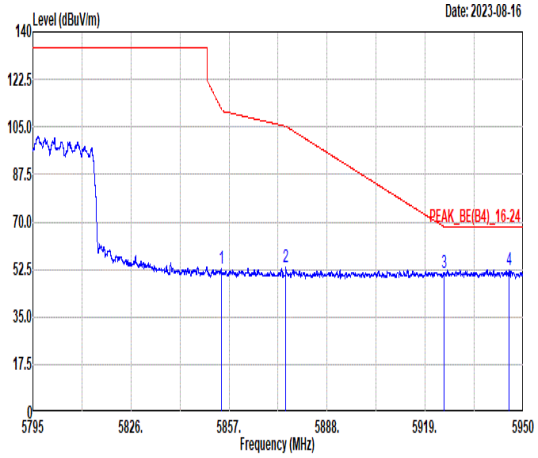 Freq Level Limit Line Margin Read Level Ant Factor Cable Loss Preamp Factor APos TPos Remark MHz dBuV/m dBuV/m dB dBuV dB/m dB dB cm deg 1 5854.61 52.58 111.68 -59.10 38.25 35.30 11.52 32.49 100 16 PEAK 2 5874.90 53.21 105.23 -52.02 38.90 35.32 11.49 32.50 100 16 PEAK 3 5925.00 51.11 68.20 -17.09 36.85 35.40 11.40 32.54 100 16 PEAK 4 5945.58 52.45 68.30 -15.85 38.22 35.42 11.37 32.56 100 16 PEAK	Blank

Mode	55
	Band Edge - L
	U-NII-3_5.725-5.85_802.11ax HE40_CH159_Full_5795MHz
ANT	CDD 10+11

Pol.	Vertical	Fundamental
Peak	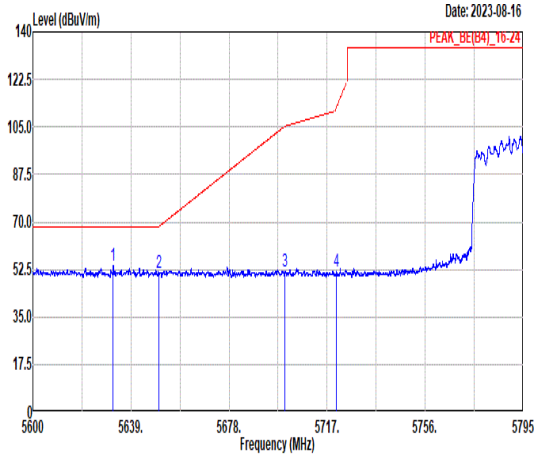 Freq Level Limit Line Margin Read Level Ant Factor Cable Loss Preamp Factor APos TPos Remark MHz dBuV/m dBuV/m dB dBuV dB/m dB dB cm deg 1 5631.90 53.72 68.30 -14.58 39.35 34.98 11.70 32.31 396 234 PEAK 2 5650.02 51.37 68.31 -16.94 37.00 35.01 11.69 32.33 396 234 PEAK 3 5700.15 51.95 105.24 -53.29 37.58 35.08 11.66 32.37 396 234 PEAK 4 5720.61 51.81 112.19 -60.38 37.42 35.11 11.66 32.38 396 234 PEAK	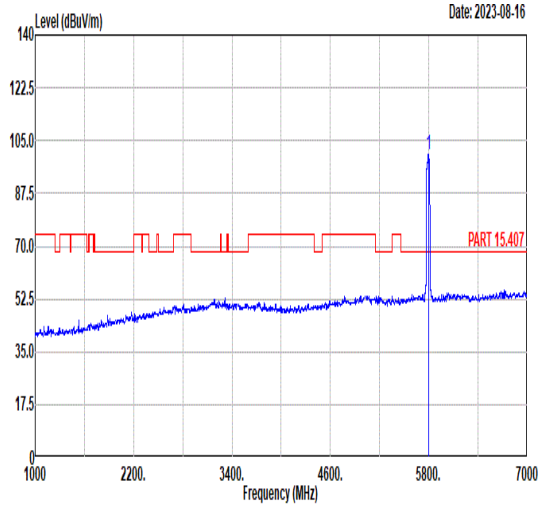 Freq Level Limit Line Margin Read Level Ant Factor Cable Loss Preamp Factor APos TPos Remark MHz dBuV/m dBuV/m dB dBuV dB/m dB dB cm deg 1 5795.00 100.30 ------ ------ 85.91 35.21 11.62 32.44 396 234 PEAK
Avg	Blank	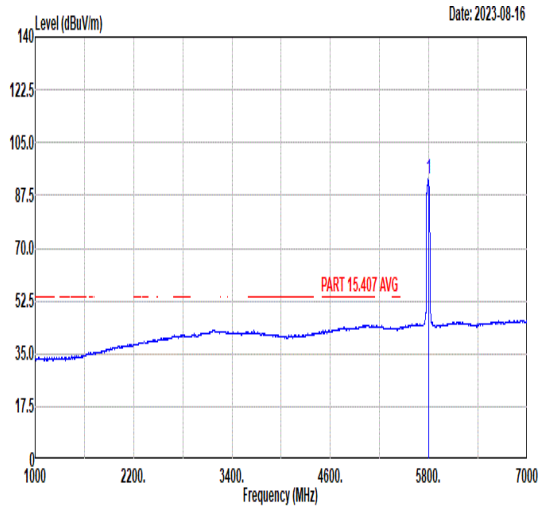 Freq Level Limit Line Margin Read Level Ant Factor Cable Loss Preamp Factor APos TPos Remark MHz dBuV/m dBuV/m dB dBuV dB/m dB dB cm deg 1 5795.00 92.73 ------ ------ 78.34 35.21 11.62 32.44 396 234 AVERAGE

Mode	55	
	Band Edge - R	
	U-NII-3_5.725-5.85_802.11ax HE40_CH159_Full_5795MHz	
ANT	CDD 10+11	
Pol.	Vertical	Fundamental
Peak	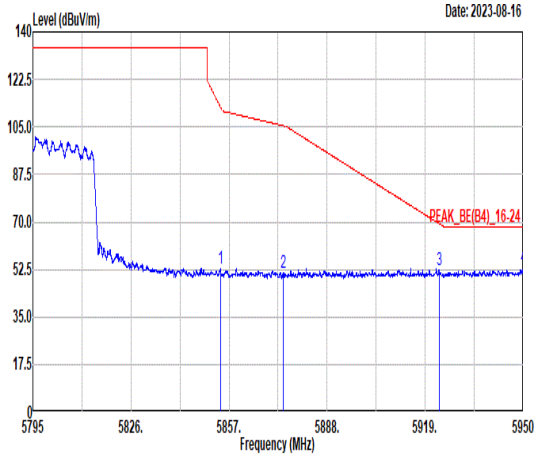 Freq Level Limit Line Margin Read Level Ant Factor Cable Loss Preamp Factor APos TPos Remark MHz dBuV/m dBuV/m dB dBuV dB/m dB dB cm deg 1 5854.29 52.57 112.42 -59.85 38.24 35.30 11.52 32.49 396 234 PEAK 2 5874.14 51.12 105.44 -54.32 36.81 35.32 11.49 32.50 396 234 PEAK 3 5923.43 52.44 69.35 -16.91 38.18 35.39 11.41 32.54 396 234 PEAK 4 5949.94 53.13 68.30 -15.17 38.90 35.43 11.36 32.56 396 234 PEAK	Blank

Mode	55	
	Harmonic	
	U-NII-3_5.725-5.85_802.11ax HE40_CH159_Full_5795MHz	
ANT	CDD 10+11	
Pol.	Horizontal	Vertical
Peak Avg	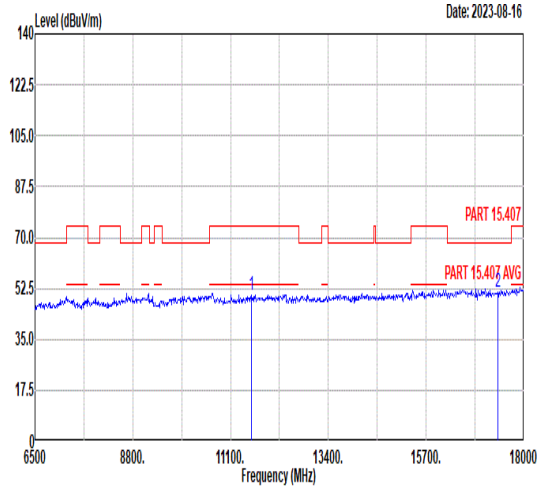 Freq Level Limit Line Margin Read Level Ant Factor Cable Loss Preamp Factor APos TPos Remark MHz dBuV/m dBuV/m dB dBuV dB/m dB dB cm deg 1 11590.00 50.02 74.00 -23.98 45.91 39.87 14.89 50.65 -- -- Peak 2 17385.00 51.10 68.30 -17.20 43.22 42.35 17.61 52.08 -- -- Peak	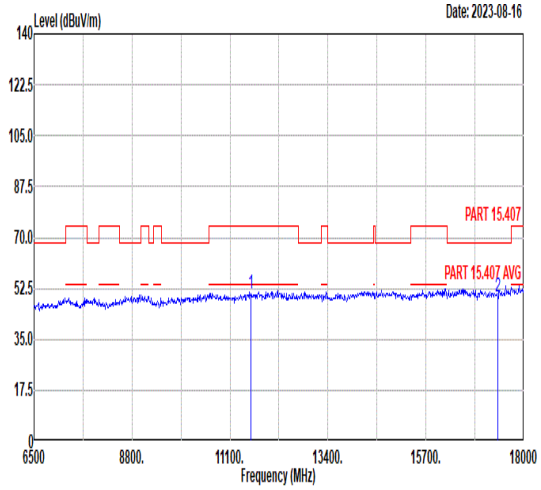 Freq Level Limit Line Margin Read Level Ant Factor Cable Loss Preamp Factor APos TPos Remark MHz dBuV/m dBuV/m dB dBuV dB/m dB dB cm deg 1 11590.00 50.62 74.00 -23.38 46.51 39.87 14.89 50.65 -- -- Peak 2 17385.00 49.77 68.30 -18.53 41.89 42.35 17.61 52.08 -- -- Peak

Mode	56
	Band Edge - L
	U-NII-3_5.725-5.85_802.11ax HE80_CH155_Full_5775MHz
ANT	CDD 10+11

Pol.	Horizontal	Fundamental
Peak	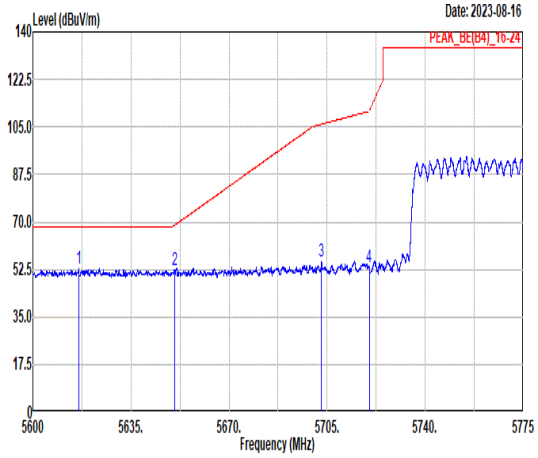 Freq Level Limit Line Margin Read Level Ant Factor Cable Loss Preamp Factor APos TPos Remark MHz dBuV/m dBuV/m dB dBuV dB/m dB dB cm deg 1 5616.36 52.98 68.30 -15.32 38.62 34.96 11.70 32.30 100 15 PEAK 2 5650.49 52.48 68.66 -16.18 38.11 35.01 11.69 32.33 100 15 PEAK 3 5702.99 55.46 106.04 -50.58 41.09 35.08 11.66 32.37 100 15 PEAK 4 5720.02 53.18 110.83 -57.65 38.79 35.11 11.66 32.38 100 15 PEAK	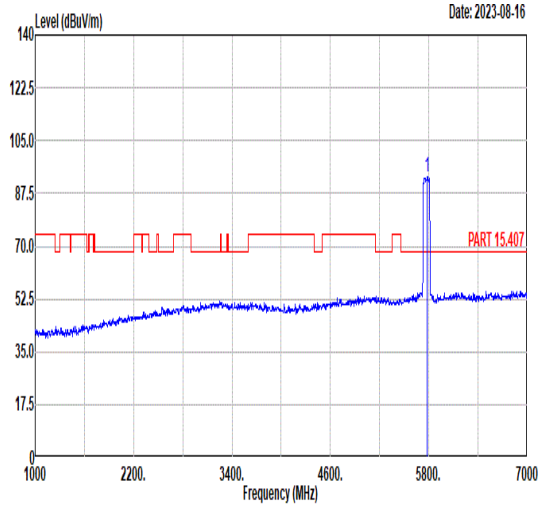 Freq Level Limit Line Margin Read Level Ant Factor Cable Loss Preamp Factor APos TPos Remark MHz dBuV/m dBuV/m dB dBuV dB/m dB dB cm deg 1 5775.00 92.95 ------ ------ 78.55 35.20 11.63 32.43 100 15 PEAK
Avg	Blank	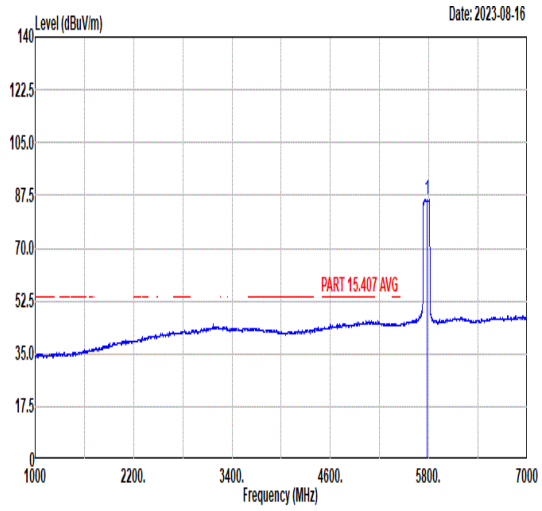 Freq Level Limit Line Margin Read Level Ant Factor Cable Loss Preamp Factor APos TPos Remark MHz dBuV/m dBuV/m dB dBuV dB/m dB dB cm deg 1 5775.00 86.15 ------ ------ 71.76 35.19 11.63 32.43 100 15 AVERAGE

Mode	56	
	Band Edge - R	
	U-NII-3_5.725-5.85_802.11ax HE80_CH155_Full_5775MHz	
ANT	CDD 10+11	
Pol.	Horizontal	Fundamental
Peak	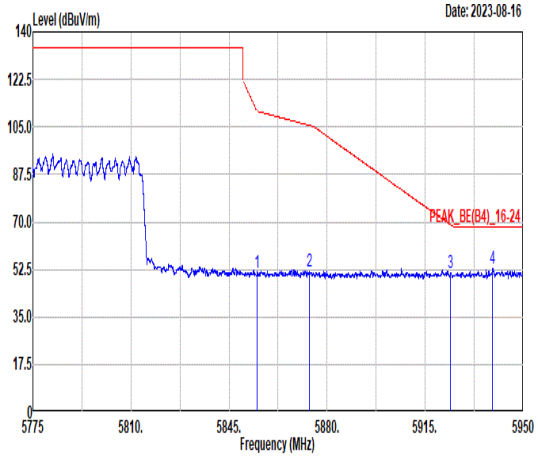	Blank

	Freq	Level	Limit Line	Margin	Read Level	Ant Factor	Cable Loss	Preamp Factor	APos	TPos	Remark
	MHz	dBuV/m	dBuV/m	dB	dBuV	dB/m	dB	dB	cm	deg	
1	5854.99	51.25	110.82	-59.57	36.92	35.30	11.52	32.49	100	15	PEAK
2	5873.61	52.01	105.59	-53.58	37.70	35.32	11.49	32.50	100	15	PEAK
3	5924.03	51.35	68.91	-17.56	37.09	35.39	11.41	32.54	100	15	PEAK
4	5939.06	52.72	68.30	-15.58	38.48	35.41	11.38	32.55	100	15	PEAK

Mode	56
	Band Edge - L
	U-NII-3_5.725-5.85_802.11ax HE80_CH155_Full_5775MHz
ANT	CDD 10+11

Pol.	Vertical	Fundamental
Peak	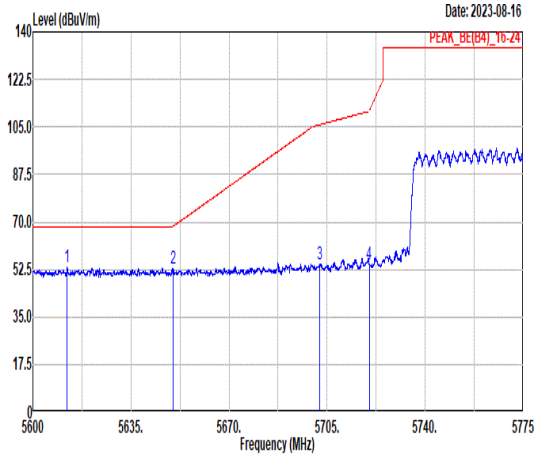 Freq Level Limit Line Margin Read Level Ant Factor Cable Loss Preamp Factor APos TPos Remark MHz dBuV/m dBuV/m dB dBuV dB/m dB dB cm deg 1 5612.16 53.14 68.30 -15.16 38.77 34.96 11.71 32.30 338 310 PEAK 2 5650.16 52.89 68.41 -15.52 38.52 35.01 11.69 32.33 338 310 PEAK 3 5702.48 54.44 105.90 -51.46 40.07 35.08 11.66 32.37 338 310 PEAK 4 5720.02 54.39 110.83 -56.44 40.00 35.11 11.66 32.38 338 310 PEAK	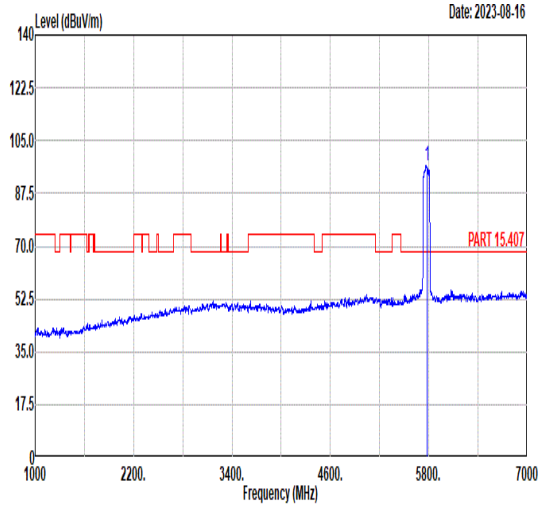 Freq Level Limit Line Margin Read Level Ant Factor Cable Loss Preamp Factor APos TPos Remark MHz dBuV/m dBuV/m dB dBuV dB/m dB dB cm deg 1 5775.00 96.51 ------ ------ 82.11 35.17 11.64 32.41 338 310 PEAK
Avg	Blank	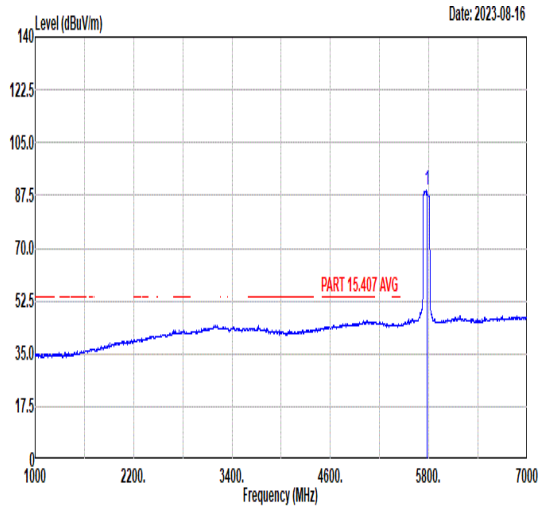 Freq Level Limit Line Margin Read Level Ant Factor Cable Loss Preamp Factor APos TPos Remark MHz dBuV/m dBuV/m dB dBuV dB/m dB dB cm deg 1 5775.00 89.13 ------ ------ 74.75 35.17 11.63 32.42 338 310 AVERAGE

Mode	56	
	Band Edge - R	
	U-NII-3_5.725-5.85_802.11ax HE80_CH155_Full_5775MHz	
ANT	CDD 10+11	
Pol.	Vertical	Fundamental
Peak	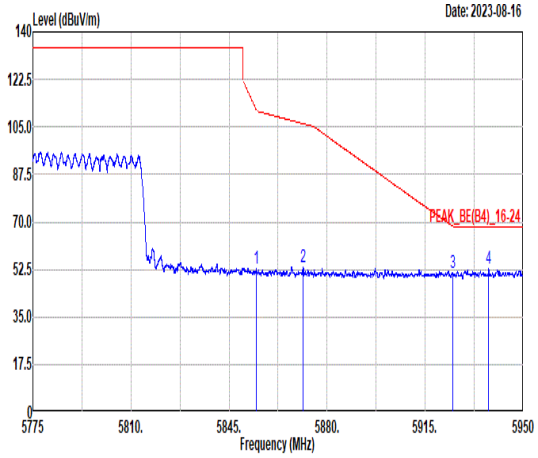 Freq Level Limit Line Margin Read Level Ant Factor Cable Loss Preamp Factor APos TPos Remark MHz dBuV/m dBuV/m dB dBuV dB/m dB dB cm deg 1 5854.73 52.71 111.42 -58.71 38.38 35.30 11.52 32.49 338 310 PEAK 2 5871.36 53.15 106.22 -53.07 38.84 35.32 11.49 32.50 338 310 PEAK 3 5924.73 51.17 68.40 -17.23 36.92 35.39 11.40 32.54 338 310 PEAK 4 5937.66 52.81 68.30 -15.49 38.57 35.41 11.38 32.55 338 310 PEAK	Blank

Mode	56	
	Harmonic	
	U-NII-3_5.725-5.85_802.11ax HE80_CH155_Full_5775MHz	
ANT	CDD 10+11	
Pol.	Horizontal	Vertical
Peak Avg	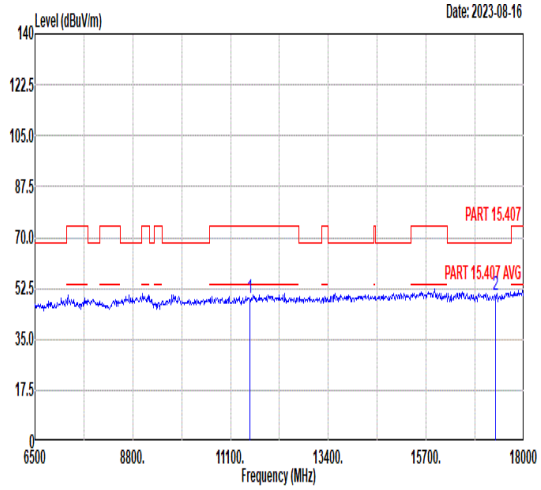 Freq Level Limit Line Margin Read Level Ant Factor Cable Loss Preamp Factor APos TPos Remark MHz dBuV/m dBuV/m dB dBuV dB/m dB dB cm deg 1 11550.00 49.01 74.00 -24.99 44.97 39.84 14.87 50.67 -- -- Peak 2 17325.00 50.28 68.30 -18.02 42.34 42.37 17.59 52.02 -- -- Peak	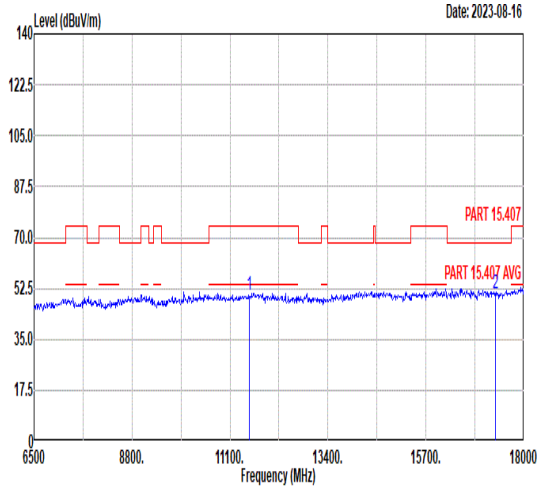 Freq Level Limit Line Margin Read Level Ant Factor Cable Loss Preamp Factor APos TPos Remark MHz dBuV/m dBuV/m dB dBuV dB/m dB dB cm deg 1 11550.00 50.20 74.00 -23.80 46.16 39.84 14.87 50.67 -- -- Peak 2 17325.00 50.96 68.30 -17.34 43.02 42.37 17.59 52.02 -- -- Peak

Mode	57	
	Band Edge	
	U-NII-3_5.725-5.85_802.11ax HE20 _CH149_Partial_5745MHz	
ANT	CDD 10+11	
Pol.	Horizontal	Fundamental
Peak	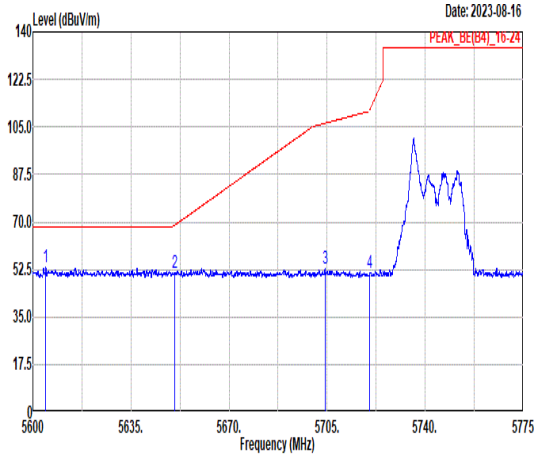 Freq Level Limit Line Margin Read Level Ant Factor Cable Loss Preamp Factor APos TPos Remark MHz dBuV/m dBuV/m dB dBuV dB/m dB dB cm deg 1 5604.66 53.22 68.30 -15.08 38.85 34.95 11.71 32.29 100 16 PEAK 2 5650.49 51.40 68.66 -17.26 37.03 35.01 11.69 32.33 100 16 PEAK 3 5704.23 52.83 106.39 -53.56 38.45 35.09 11.66 32.37 100 16 PEAK 4 5720.16 51.01 111.15 -60.14 36.62 35.11 11.66 32.38 100 16 PEAK	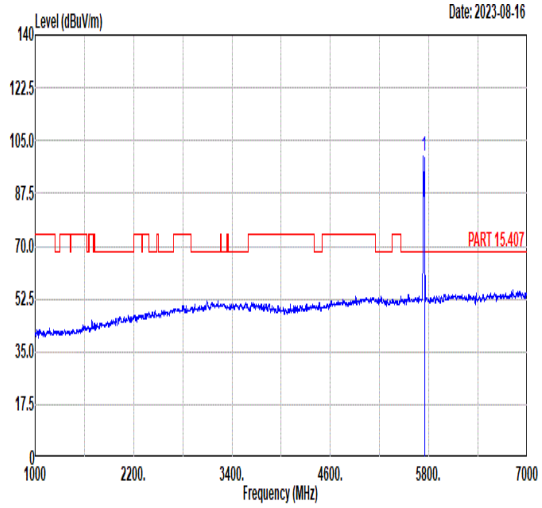 Freq Level Limit Line Margin Read Level Ant Factor Cable Loss Preamp Factor APos TPos Remark MHz dBuV/m dBuV/m dB dBuV dB/m dB dB cm deg 1 5745.00 99.82 ------ ------ 85.44 35.12 11.65 32.39 100 16 PEAK
Avg	Blank	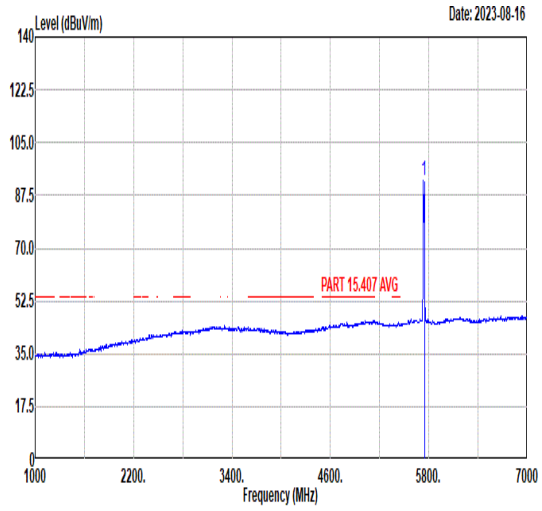 Freq Level Limit Line Margin Read Level Ant Factor Cable Loss Preamp Factor APos TPos Remark MHz dBuV/m dBuV/m dB dBuV dB/m dB dB cm deg 1 5745.00 92.63 ------ ------ 78.25 35.12 11.65 32.39 100 16 AVERAGE

Mode	57
	Band Edge
	U-NII-3_5.725-5.85_802.11ax HE20 _CH149_Partial_5745MHz
ANT	CDD 10+11

Pol.	Vertical	Fundamental
Peak	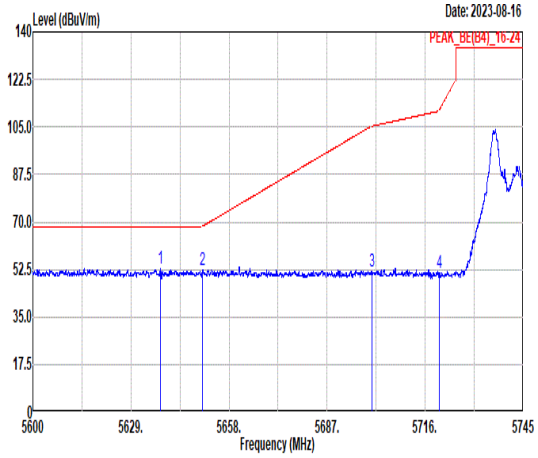 Freq Level Limit Line Margin Read Level Ant Factor Cable Loss Preamp Factor APos TPos Remark MHz dBuV/m dBuV/m dB dBuV dB/m dB dB cm deg 1 5637.64 52.92 68.30 -15.38 38.56 34.99 11.69 32.32 395 310 PEAK 2 5650.24 52.20 68.48 -16.28 37.83 35.01 11.69 32.33 395 310 PEAK 3 5700.28 51.91 105.28 -53.37 37.54 35.08 11.66 32.37 395 310 PEAK 4 5720.28 51.29 111.43 -60.14 36.90 35.11 11.66 32.38 395 310 PEAK	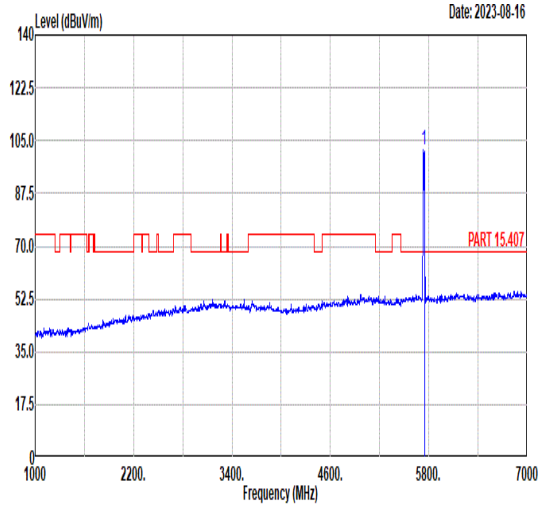 Freq Level Limit Line Margin Read Level Ant Factor Cable Loss Preamp Factor APos TPos Remark MHz dBuV/m dBuV/m dB dBuV dB/m dB dB cm deg 1 5745.00 101.77 ------ ------ 87.39 35.12 11.65 32.39 395 310 PEAK
Avg	Blank	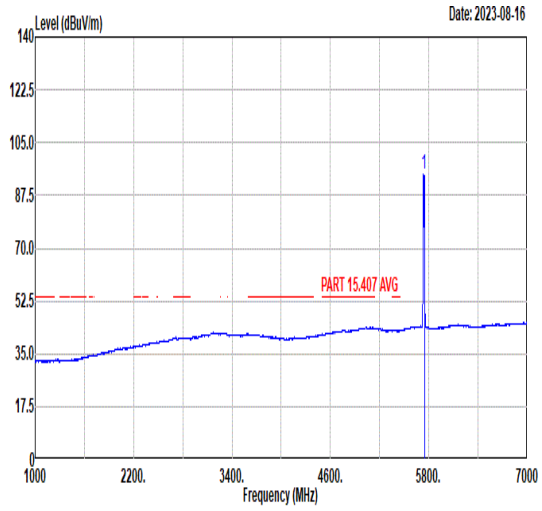 Freq Level Limit Line Margin Read Level Ant Factor Cable Loss Preamp Factor APos TPos Remark MHz dBuV/m dBuV/m dB dBuV dB/m dB dB cm deg 1 5745.00 94.76 ------ ------ 80.38 35.12 11.65 32.39 395 310 AVERAGE

Mode	58	
	Band Edge	
	U-NII-3_5.725-5.85_802.11ax HE20 _CH165_Partial_5825MHz	
ANT	CDD 10+11	
Pol.	Horizontal	Fundamental
Peak	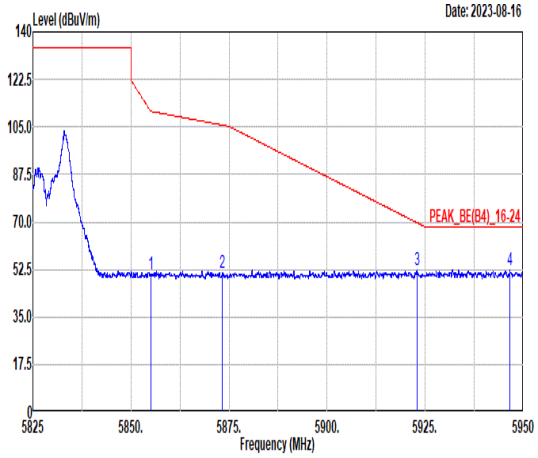 Freq Level Limit Line Margin Read Level Ant Factor Cable Loss Preamp Factor APos TPos Remark MHz dBuV/m dBuV/m dB dBuV dB/m dB dB cm deg 1 5855.00 50.62 110.80 -60.18 36.29 35.30 11.52 32.49 100 16 PEAK 2 5873.33 51.38 105.67 -54.29 37.07 35.32 11.49 32.50 100 16 PEAK 3 5922.94 52.10 69.72 -17.62 37.84 35.39 11.41 32.54 100 16 PEAK 4 5946.58 52.25 68.30 -16.05 38.01 35.43 11.37 32.56 100 16 PEAK	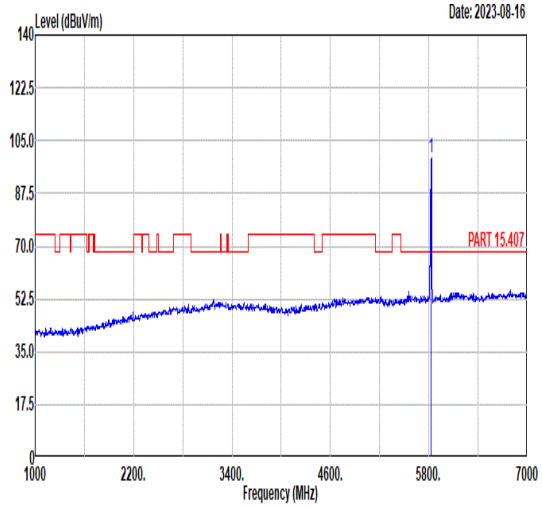 Freq Level Limit Line Margin Read Level Ant Factor Cable Loss Preamp Factor APos TPos Remark MHz dBuV/m dBuV/m dB dBuV dB/m dB dB cm deg 1 5825.00 99.24 ------ ------ 84.88 35.27 11.56 32.47 100 16 PEAK
Avg	Blank	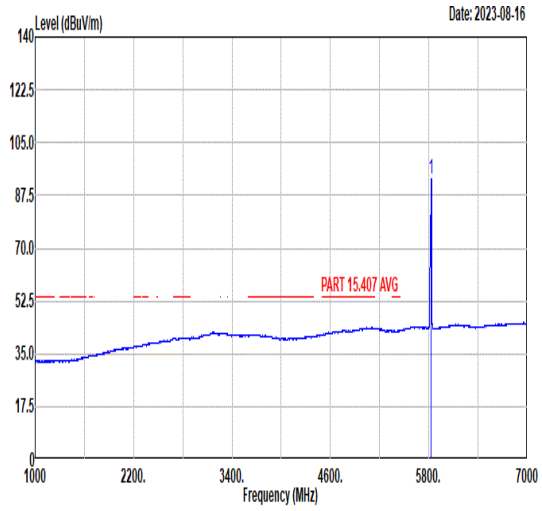 Freq Level Limit Line Margin Read Level Ant Factor Cable Loss Preamp Factor APos TPos Remark MHz dBuV/m dBuV/m dB dBuV dB/m dB dB cm deg 1 5825.00 93.07 ------ ------ 78.71 35.27 11.56 32.47 100 16 AVERAGE

Mode	58
	Band Edge
	U-NII-3_5.725-5.85_802.11ax HE20 _CH165_Partial_5825MHz
ANT	CDD 10+11

Pol.	Vertical	Fundamental
Peak	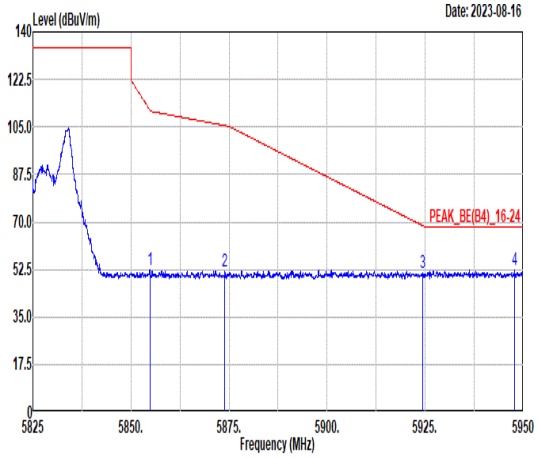 Freq Level Limit Line Margin Read Level Ant Factor Cable Loss Preamp Factor APos TPos Remark MHz dBuV/m dBuV/m dB dBuV dB/m dB dB cm deg 1 5854.83 52.12 111.20 -59.08 37.79 35.30 11.52 32.49 396 324 PEAK 2 5873.94 51.86 105.50 -53.64 37.55 35.32 11.49 32.50 396 324 PEAK 3 5924.44 51.18 68.61 -17.43 36.93 35.39 11.40 32.54 396 324 PEAK 4 5947.83 52.29 68.30 -16.01 38.06 35.43 11.36 32.56 396 324 PEAK	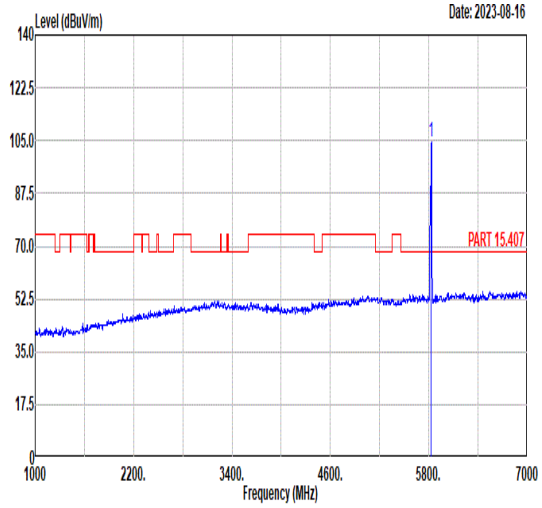 Freq Level Limit Line Margin Read Level Ant Factor Cable Loss Preamp Factor APos TPos Remark MHz dBuV/m dBuV/m dB dBuV dB/m dB dB cm deg 1 5825.00 104.36 ------ ------ 90.00 35.27 11.56 32.47 396 324 PEAK
Avg	Blank	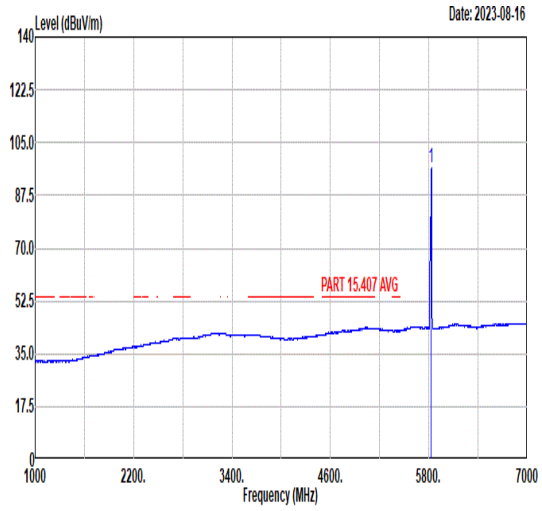 Freq Level Limit Line Margin Read Level Ant Factor Cable Loss Preamp Factor APos TPos Remark MHz dBuV/m dBuV/m dB dBuV dB/m dB dB cm deg 1 5825.00 96.86 ------ ------ 82.50 35.27 11.56 32.47 396 324 AVERAGE

Mode	59	
	Band Edge	
	U-NII-3_5.725-5.85_802.11ax HE20 _CH149_Partial_5745MHz	
ANT	CDD 10+11	
Pol.	Horizontal	Fundamental
Peak	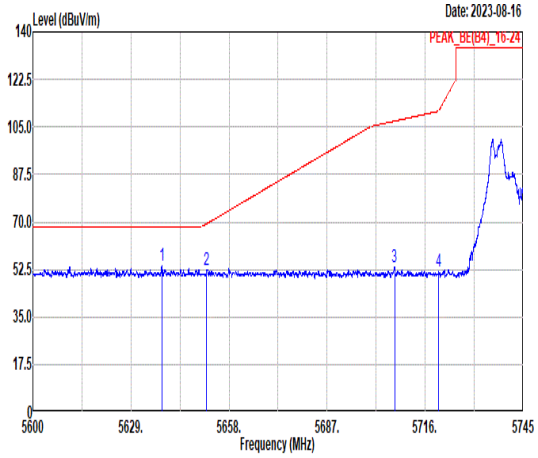 Freq Level Limit Line Margin Read Level Ant Factor Cable Loss Preamp Factor APos TPos Remark MHz dBuV/m dBuV/m dB dBuV dB/m dB dB cm deg 1 5638.08 53.69 68.30 -14.61 39.33 34.99 11.69 32.32 105 17 PEAK 2 5651.40 52.11 69.34 -17.23 37.74 35.01 11.69 32.33 105 17 PEAK 3 5706.94 53.40 107.14 -53.74 39.02 35.09 11.66 32.37 105 17 PEAK 4 5720.00 51.55 110.80 -59.25 37.16 35.11 11.66 32.38 105 17 PEAK	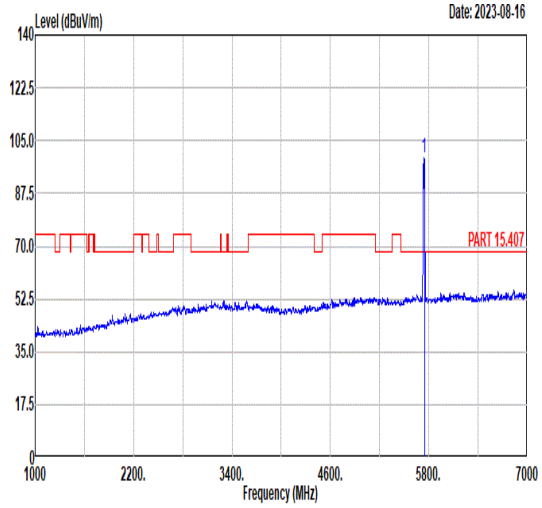 Freq Level Limit Line Margin Read Level Ant Factor Cable Loss Preamp Factor APos TPos Remark MHz dBuV/m dBuV/m dB dBuV dB/m dB dB cm deg 1 5745.00 99.31 ------ ------ 84.93 35.13 11.65 32.40 105 17 PEAK
Avg	Blank	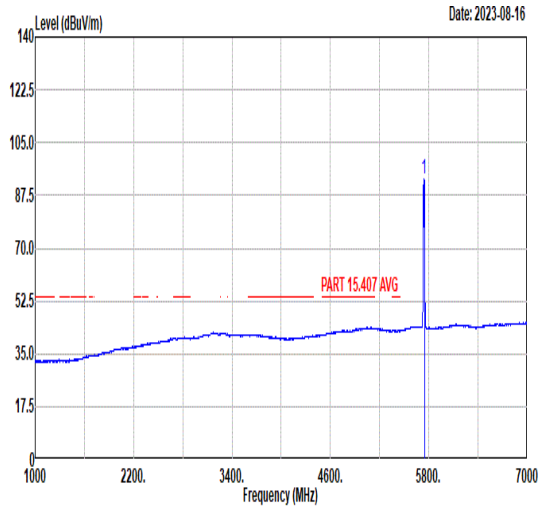 Freq Level Limit Line Margin Read Level Ant Factor Cable Loss Preamp Factor APos TPos Remark MHz dBuV/m dBuV/m dB dBuV dB/m dB dB cm deg 1 5745.00 93.22 ------ ------ 78.84 35.13 11.65 32.40 105 17 AVERAGE

Mode	59
	Band Edge
	U-NII-3_5.725-5.85_802.11ax HE20 _CH149_Partial_5745MHz
ANT	CDD 10+11

Pol.	Vertical	Fundamental
Peak	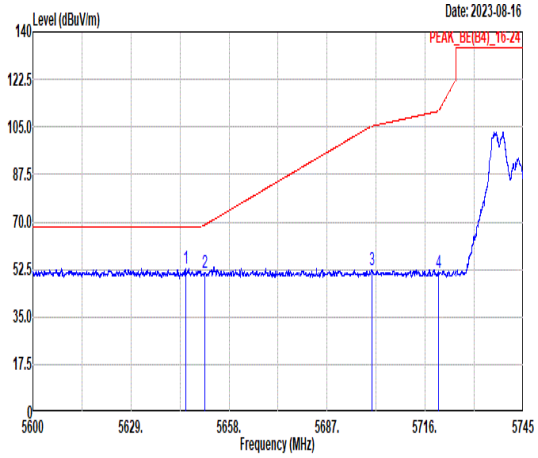 Freq Level Limit Line Margin Read Level Ant Factor Cable Loss Preamp Factor APos TPos Remark MHz dBuV/m dBuV/m dB dBuV dB/m dB dB cm deg 1 5645.18 52.85 68.30 -15.45 38.48 35.00 11.69 32.32 395 311 PEAK 2 5650.82 51.50 68.91 -17.41 37.13 35.01 11.69 32.33 395 311 PEAK 3 5700.28 52.25 105.28 -53.03 37.88 35.08 11.66 32.37 395 311 PEAK 4 5720.00 51.14 110.80 -59.66 36.75 35.11 11.66 32.38 395 311 PEAK	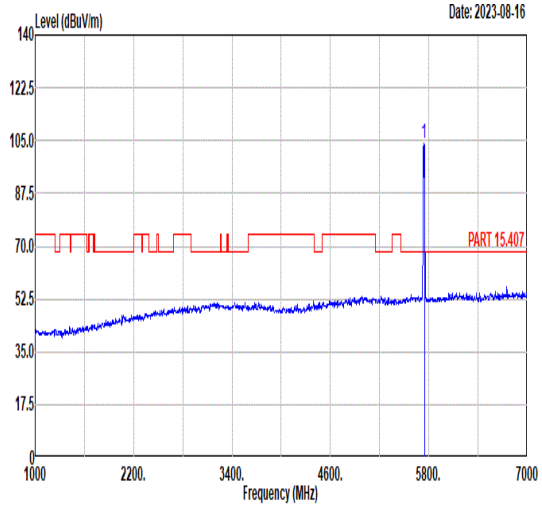 Freq Level Limit Line Margin Read Level Ant Factor Cable Loss Preamp Factor APos TPos Remark MHz dBuV/m dBuV/m dB dBuV dB/m dB dB cm deg 1 5745.00 103.86 ------ ------ 89.48 35.13 11.65 32.40 395 311 PEAK
Avg	Blank	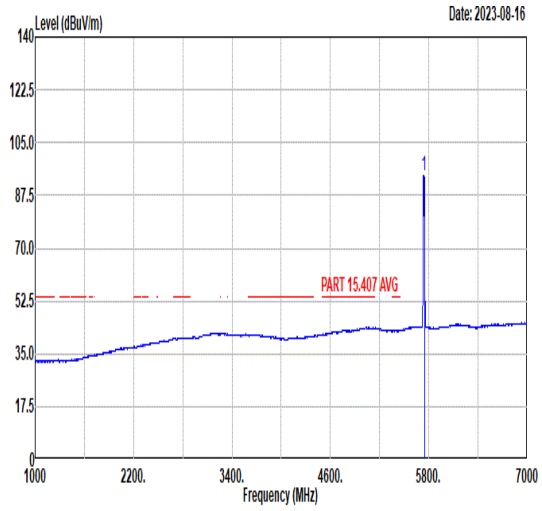 Freq Level Limit Line Margin Read Level Ant Factor Cable Loss Preamp Factor APos TPos Remark MHz dBuV/m dBuV/m dB dBuV dB/m dB dB cm deg 1 5745.00 94.07 ------ ------ 79.69 35.12 11.65 32.39 395 311 AVERAGE

Mode	60	
	Band Edge	
	U-NII-3_5.725-5.85_802.11ax HE20 _CH165_Partial_5825MHz	
ANT	CDD 10+11	
Pol.	Horizontal	Fundamental
Peak	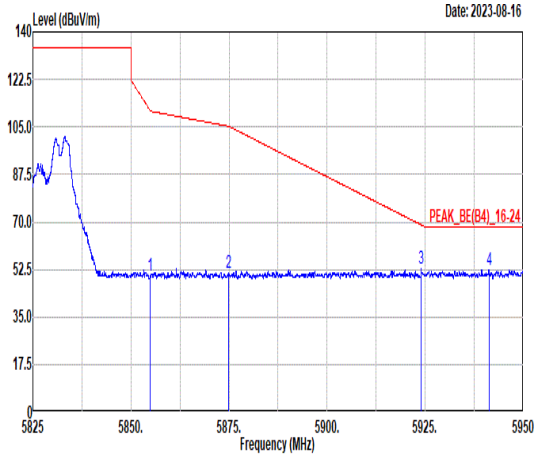 Freq Level Limit Line Margin Read Level Ant Factor Cable Loss Preamp Factor APos TPos Remark MHz dBuV/m dBuV/m dB dBuV dB/m dB dB cm deg 1 5854.99 49.98 110.83 -60.85 35.65 35.30 11.52 32.49 100 11 PEAK 2 5874.83 51.21 105.25 -54.04 36.90 35.32 11.49 32.50 100 11 PEAK 3 5923.94 52.77 68.98 -16.21 38.51 35.39 11.41 32.54 100 11 PEAK 4 5941.33 52.23 68.30 -16.07 37.99 35.42 11.38 32.56 100 11 PEAK	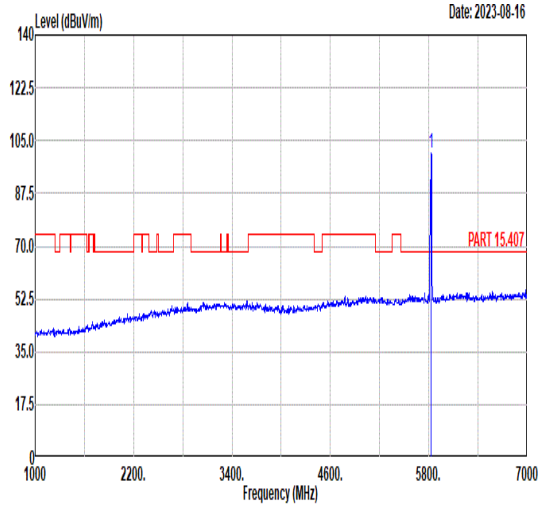 Freq Level Limit Line Margin Read Level Ant Factor Cable Loss Preamp Factor APos TPos Remark MHz dBuV/m dBuV/m dB dBuV dB/m dB dB cm deg 1 5825.00 100.69 ------ ------ 86.33 35.26 11.57 32.47 100 11 PEAK
Avg	Blank	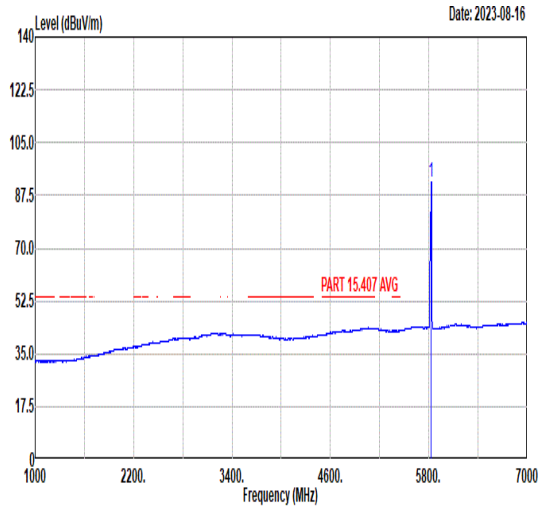 Freq Level Limit Line Margin Read Level Ant Factor Cable Loss Preamp Factor APos TPos Remark MHz dBuV/m dBuV/m dB dBuV dB/m dB dB cm deg 1 5825.00 92.15 ------ ------ 77.79 35.27 11.56 32.47 100 11 AVERAGE

Mode	60
	Band Edge
	U-NII-3_5.725-5.85_802.11ax HE20 _CH165_Partial_5825MHz
ANT	CDD 10+11

Pol.	Vertical	Fundamental
Peak	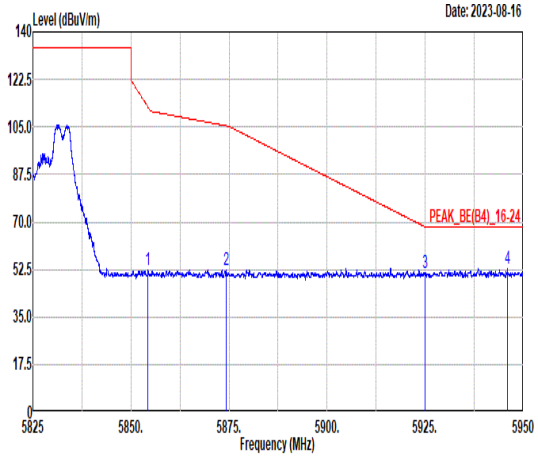 Freq Level Limit Line Margin Read Level Ant Factor Cable Loss Preamp Factor APos TPos Remark MHz dBuV/m dBuV/m dB dBuV dB/m dB dB cm deg 1 5854.33 52.40 112.34 -59.94 38.07 35.30 11.52 32.49 396 322 PEAK 2 5874.19 52.36 105.43 -53.07 38.05 35.32 11.49 32.50 396 322 PEAK 3 5925.00 50.99 68.20 -17.21 36.73 35.40 11.40 32.54 396 322 PEAK 4 5945.94 53.00 68.30 -15.30 38.77 35.42 11.37 32.56 396 322 PEAK	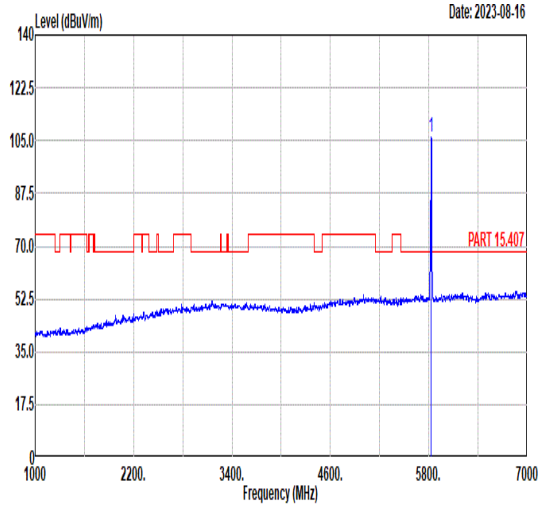 Freq Level Limit Line Margin Read Level Ant Factor Cable Loss Preamp Factor APos TPos Remark MHz dBuV/m dBuV/m dB dBuV dB/m dB dB cm deg 1 5825.00 106.18 ------ ------ 91.82 35.26 11.57 32.47 396 322 PEAK
Avg	Blank	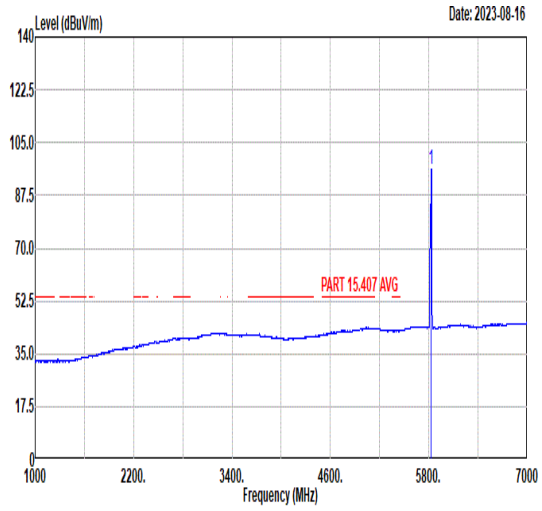 Freq Level Limit Line Margin Read Level Ant Factor Cable Loss Preamp Factor APos TPos Remark MHz dBuV/m dBuV/m dB dBuV dB/m dB dB cm deg 1 5825.00 96.40 ------ ------ 82.04 35.26 11.57 32.47 396 322 AVERAGE

Mode	61	
	Band Edge	
	U-NII-3_5.725-5.85_802.11ax HE20 _CH149_Partial_5745MHz	
ANT	CDD 10+11	
Pol.	Horizontal	Fundamental
Peak	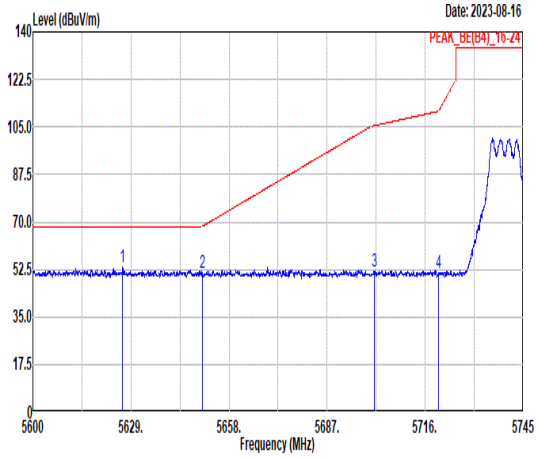 Freq Level Limit Line Margin Read Level Ant Factor Cable Loss Preamp Factor APos TPos Remark MHz dBuV/m dBuV/m dB dBuV dB/m dB dB cm deg 1 5626.48 53.42 68.30 -14.88 39.05 34.98 11.70 32.31 105 21 PEAK 2 5650.11 51.25 68.38 -17.13 36.88 35.01 11.69 32.33 105 21 PEAK 3 5700.99 51.80 105.48 -53.68 37.43 35.08 11.66 32.37 105 21 PEAK 4 5720.00 51.42 110.80 -59.38 37.03 35.11 11.66 32.38 105 21 PEAK	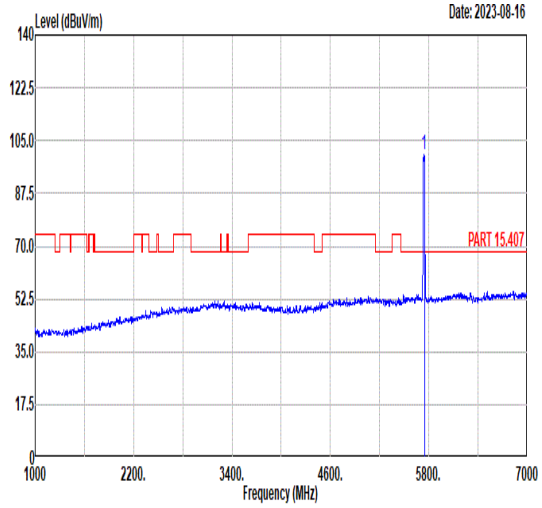 Freq Level Limit Line Margin Read Level Ant Factor Cable Loss Preamp Factor APos TPos Remark MHz dBuV/m dBuV/m dB dBuV dB/m dB dB cm deg 1 5745.00 100.13 ------ ------ 85.75 35.13 11.65 32.40 105 21 PEAK
Avg	Blank	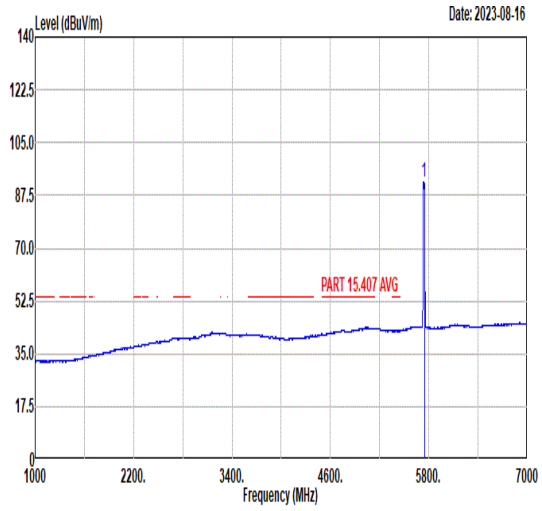 Freq Level Limit Line Margin Read Level Ant Factor Cable Loss Preamp Factor APos TPos Remark MHz dBuV/m dBuV/m dB dBuV dB/m dB dB cm deg 1 5745.00 91.75 ------ ------ 77.37 35.13 11.65 32.40 105 21 AVERAGE

Mode	61
	Band Edge
	U-NII-3_5.725-5.85_802.11ax HE20 _CH149_Partial_5745MHz
ANT	CDD 10+11

Pol.	Vertical	Fundamental
Peak	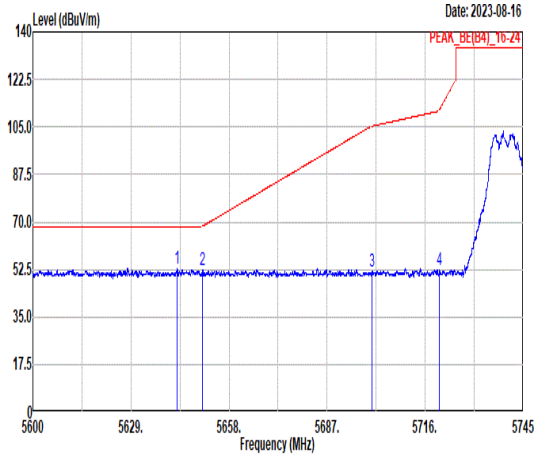 Freq Level Limit Line Margin Read Level Ant Factor Cable Loss Preamp Factor APos TPos Remark MHz dBuV/m dBuV/m dB dBuV dB/m dB dB cm deg 1 5642.70 52.75 68.30 -15.55 38.38 35.00 11.69 32.32 394 329 PEAK 2 5650.24 52.55 68.48 -15.93 38.18 35.01 11.69 32.33 394 329 PEAK 3 5700.28 51.96 105.28 -53.32 37.59 35.08 11.66 32.37 394 329 PEAK 4 5720.28 52.13 111.43 -59.30 37.74 35.11 11.66 32.38 394 329 PEAK	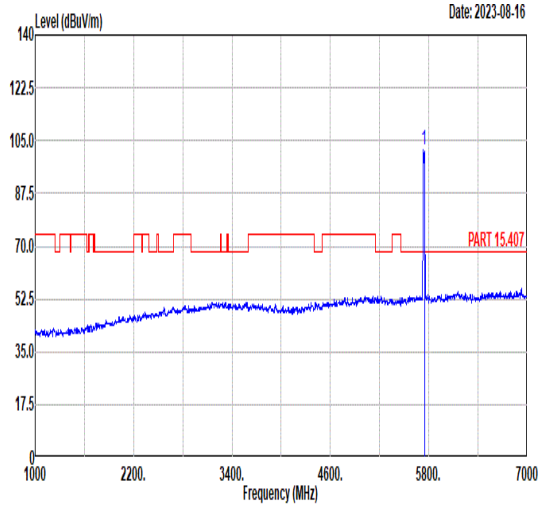 Freq Level Limit Line Margin Read Level Ant Factor Cable Loss Preamp Factor APos TPos Remark MHz dBuV/m dBuV/m dB dBuV dB/m dB dB cm deg 1 5745.00 102.15 ------ ------ 87.77 35.12 11.65 32.39 394 329 PEAK
Avg	Blank	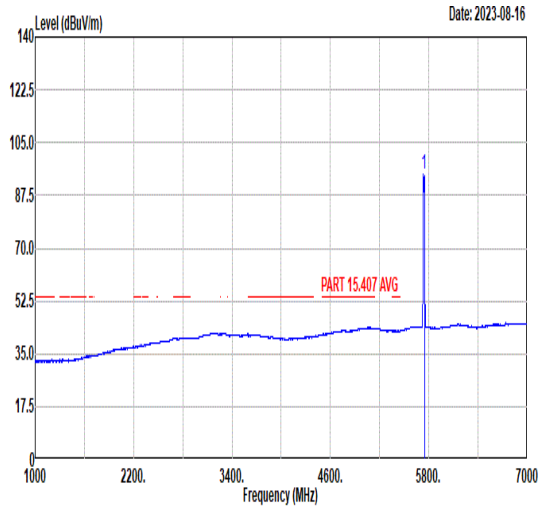 Freq Level Limit Line Margin Read Level Ant Factor Cable Loss Preamp Factor APos TPos Remark MHz dBuV/m dBuV/m dB dBuV dB/m dB dB cm deg 1 5745.00 94.54 ------ ------ 80.16 35.13 11.65 32.40 394 329 AVERAGE