N41(100M)_DFT-s-OFDM_BPSK_Edge_1RB_Left_Mid_CH

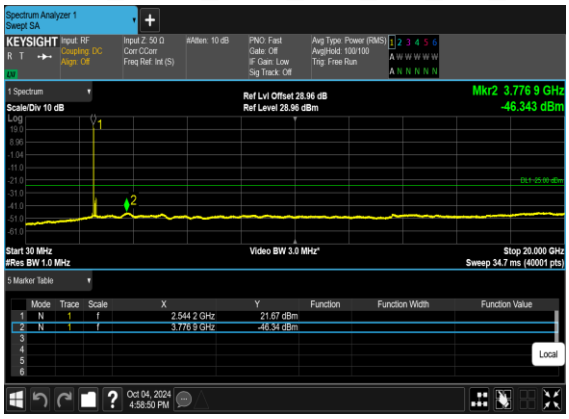

N41(100M)_DFT-s-OFDM_BPSK_Edge_1RB_Left_Mid_CH

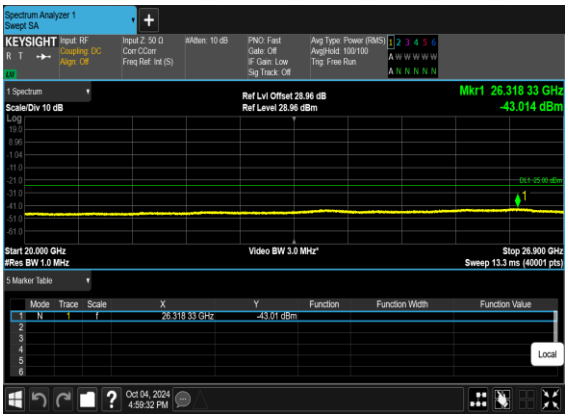

N41(100M)_DFT-s-OFDM_QPSK_Edge_1RB_Left_Mid_CH

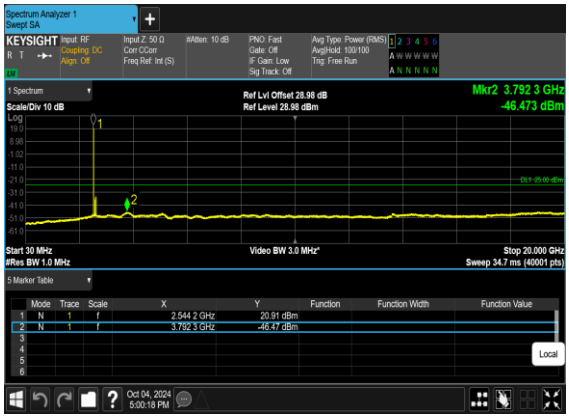

N41(100M)_DFT-s-OFDM_QPSK_Edge_1RB_Left_Mid_CH

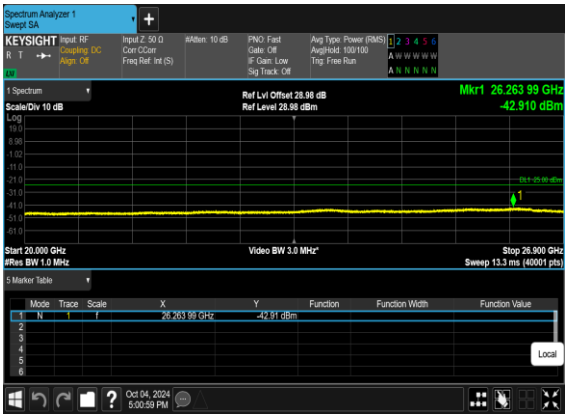

N41(100M)_DFT-s-OFDM_BPSK_Edge_1RB_Left_High_CH

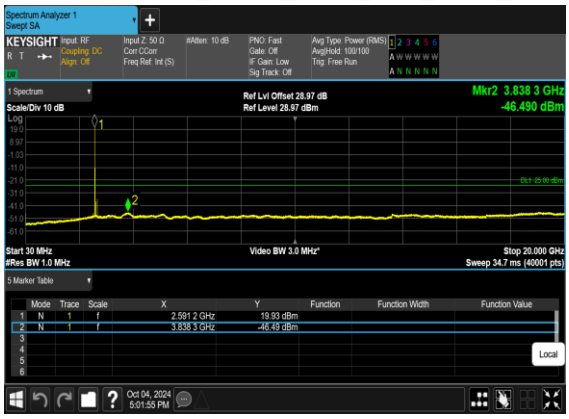

N41(100M)_DFT-s-OFDM_BPSK_Edge_1RB_Left_High_CH

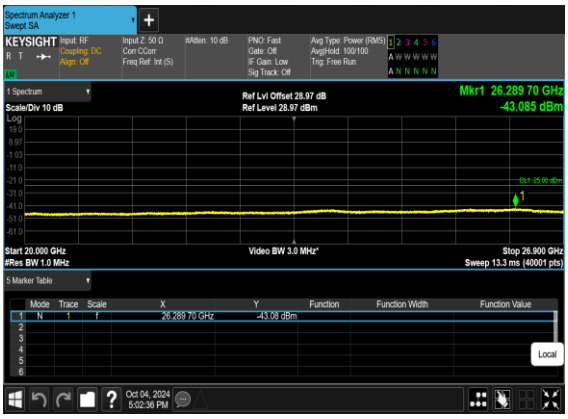

N41(100M)_DFT-s-OFDM_QPSK_Edge_1RB_Left_High_CH

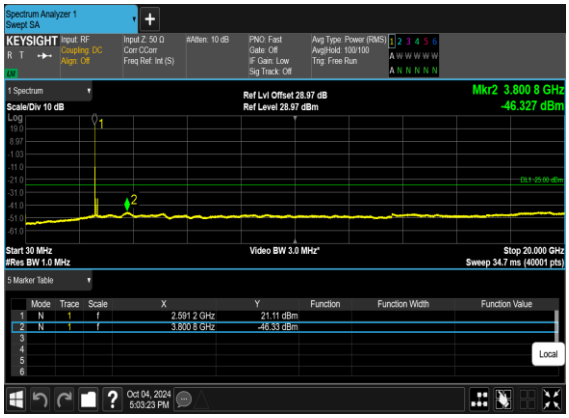

N41(100M)_DFT-s-OFDM_QPSK_Edge_1RB_Left_High_CH

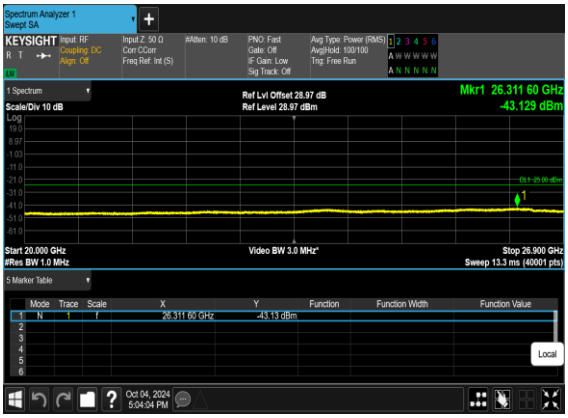

Conducted Band Edge

NR Band	SCS (kHz)	Bandwidth (MHz)	Arfcn	Freq (MHz)	Modulation	RB	Result	Verdict
41	30	10	500202	2501.01	DFT-s-OFDM BPSK	1@0	see graph	**PASS**
41	30	10	500202	2501.01	DFT-s-OFDM QPSK	1@0	see graph	**PASS**
41	30	10	500202	2501.01	DFT-s-OFDM BPSK	24@0	see graph	**PASS**
41	30	10	500202	2501.01	DFT-s-OFDM QPSK	24@0	see graph	**PASS**
41	30	10	537000	2685.0	DFT-s-OFDM BPSK	1@23	see graph	**PASS**
41	30	10	537000	2685.0	DFT-s-OFDM QPSK	1@23	see graph	**PASS**
41	30	10	537000	2685.0	DFT-s-OFDM BPSK	24@0	see graph	**PASS**
41	30	10	537000	2685.0	DFT-s-OFDM QPSK	24@0	see graph	**PASS**
41	30	60	505200	2526.0	DFT-s-OFDM BPSK	1@0	see graph	**PASS**
41	30	60	505200	2526.0	DFT-s-OFDM QPSK	1@0	see graph	**PASS**
41	30	60	505200	2526.0	DFT-s-OFDM BPSK	162@0	see graph	**PASS**
41	30	60	505200	2526.0	DFT-s-OFDM QPSK	162@0	see graph	**PASS**
41	30	60	531996	2659.98	DFT-s-OFDM BPSK	1@161	see graph	**PASS**
41	30	60	531996	2659.98	DFT-s-OFDM QPSK	1@161	see graph	**PASS**
41	30	60	531996	2659.98	DFT-s-OFDM BPSK	162@0	see graph	**PASS**
41	30	60	531996	2659.98	DFT-s-OFDM QPSK	162@0	see graph	**PASS**
41	30	100	509202	2546.01	DFT-s-OFDM BPSK	1@0	see graph	**PASS**
41	30	100	509202	2546.01	DFT-s-OFDM QPSK	1@0	see graph	**PASS**
41	30	100	509202	2546.01	DFT-s-OFDM BPSK	270@0	see graph	**PASS**
41	30	100	509202	2546.01	DFT-s-OFDM QPSK	270@0	see graph	**PASS**
41	30	100	528000	2640.0	DFT-s-OFDM	1@272	see graph	**PASS**

					BPSK			
41	30	100	528000	2640.0	DFT-s-OFDM QPSK	1@272	see graph	**PASS**
41	30	100	528000	2640.0	DFT-s-OFDM BPSK	270@0	see graph	**PASS**
41	30	100	528000	2640.0	DFT-s-OFDM QPSK	270@0	see graph	**PASS**

N41(10M)_DFT-s-OFDM_BPSK_Edge_1RB_Left_Low_CH

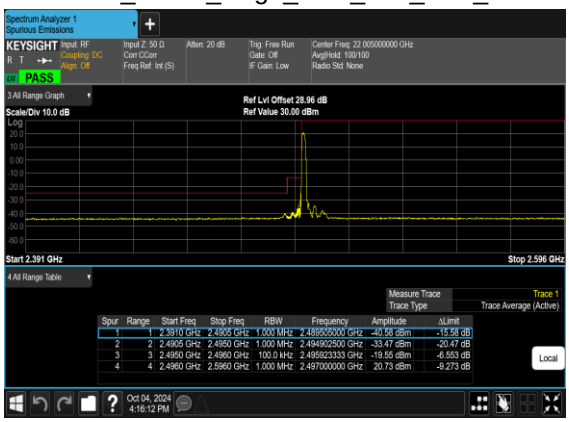

N41(10M)_DFT-s-OFDM_QPSK_Edge_1RB_Left_Low_CH

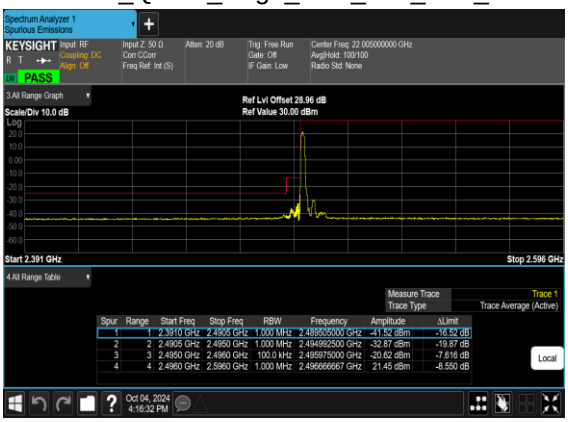

N41(10M)_DFT-s-OFDM_BPSK_Outer_Full_Low_CH

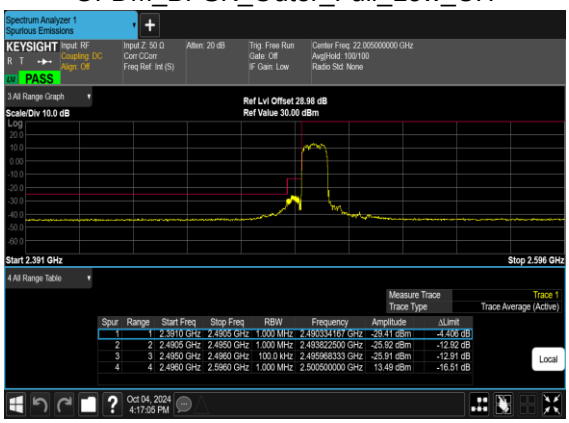

N41(10M)_DFT-s-OFDM_QPSK_Outer_Full_Low_CH

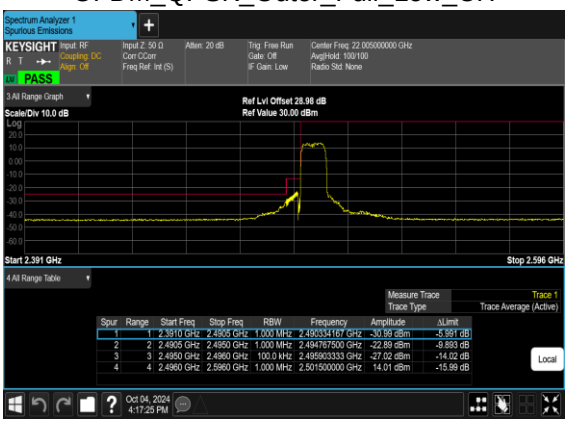

N41(10M)_DFT-s-OFDM_BPSK_Edge_1RB_Right_High_CH

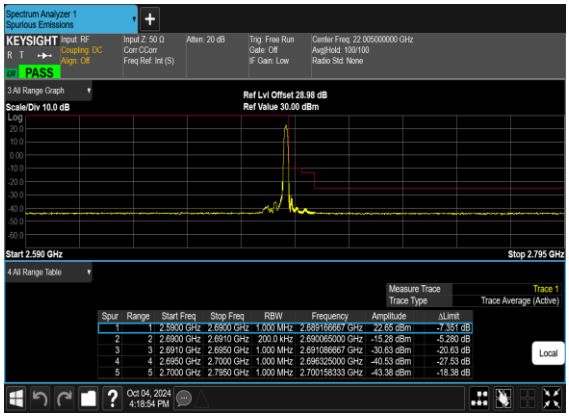

N41(10M)_DFT-s-OFDM_QPSK_Edge_1RB_Right_High_CH

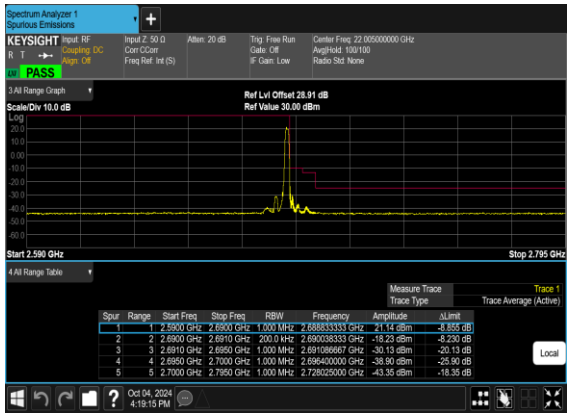

N41(10M)_DFT-s-OFDM_BPSK_Outer_Full_High_CH

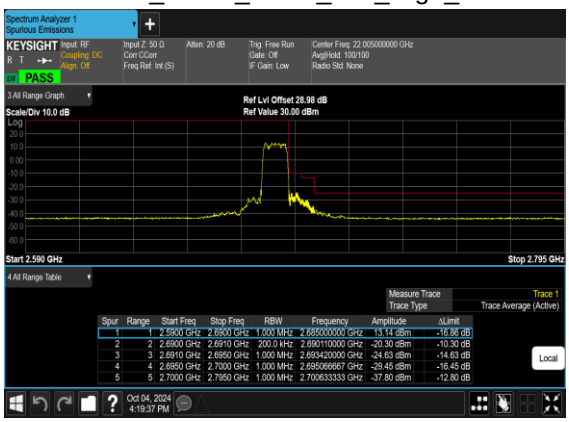

N41(10M)_DFT-s-OFDM_QPSK_Outer_Full_High_CH

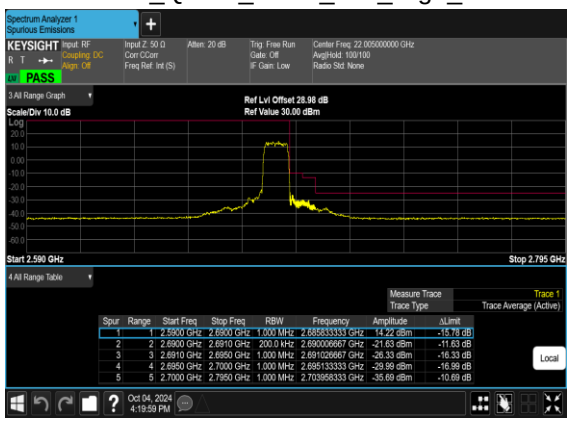

N41(60M)_DFT-s-OFDM_BPSK_Edge_1RB_Left_Low_CH

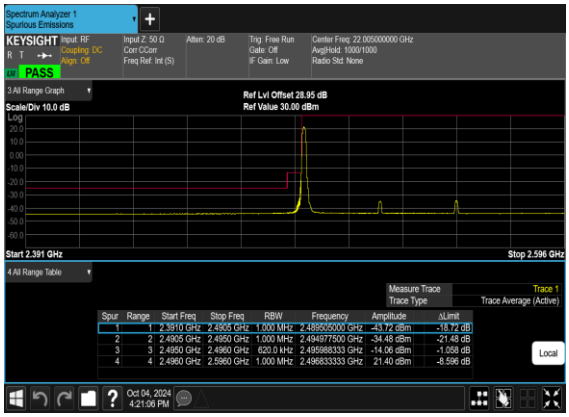

N41(60M)_DFT-s-OFDM_QPSK_Edge_1RB_Left_Low_CH

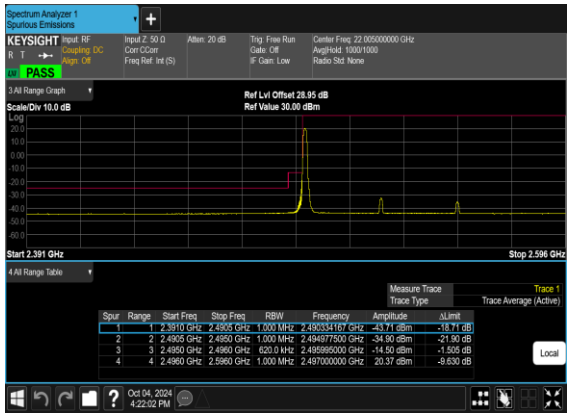

N41(60M)_DFT-s-OFDM_BPSK_Outer_Full_Low_CH

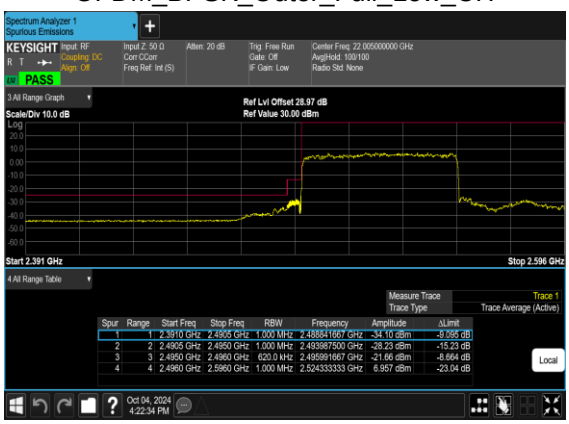

N41(60M)_DFT-s-OFDM_QPSK_Outer_Full_Low_CH

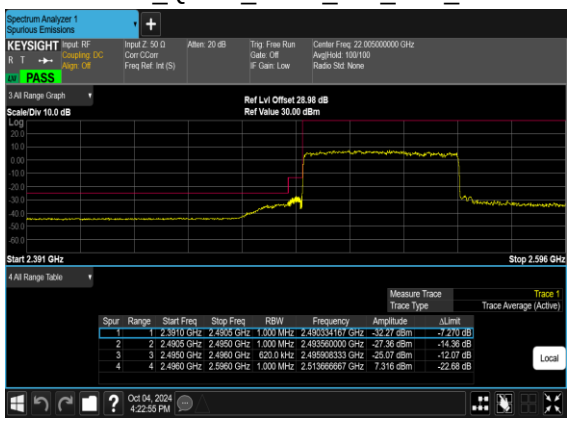

N41(60M)_DFT-s-OFDM_BPSK_Edge_1RB_Right_High_CH

N41(60M)_DFT-s-OFDM_BPSK_Edge_1RB_Right_High_CH_CHP_PASS

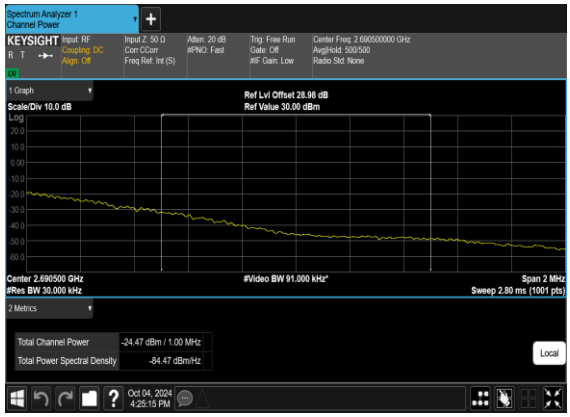

N41(60M)_DFT-s-OFDM_QPSK_Edge_1RB_Right_High_CH

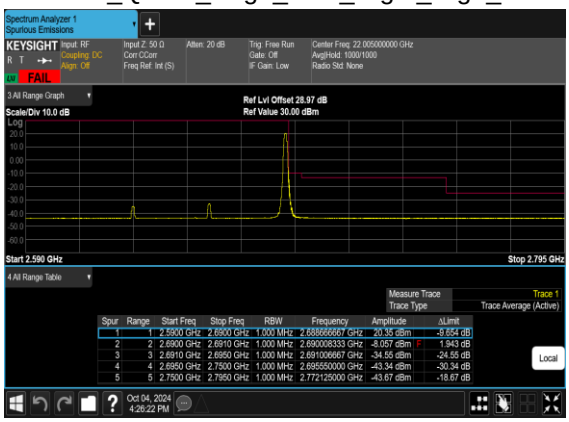

N41(60M)_DFT-s-OFDM_QPSK_Edge_1RB_Right_High_CH_CHP_PASS

N41(60M)_DFT-s-OFDM_BPSK_Outer_Full_High_CH

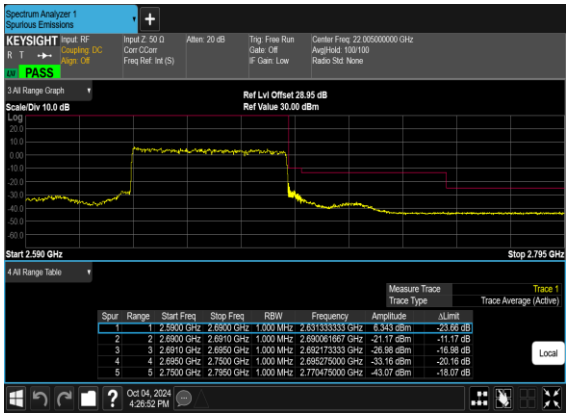

N41(60M)_DFT-s-OFDM_QPSK_Outer_Full_High_CH

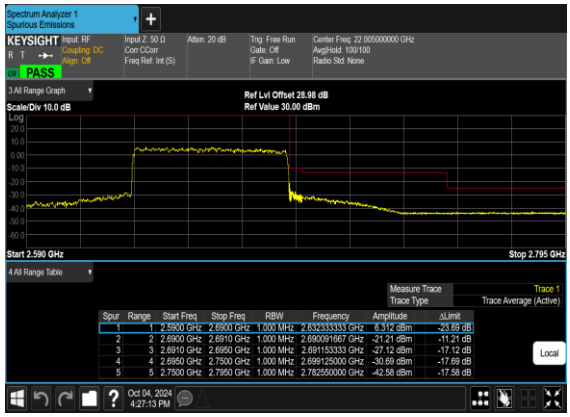

N41(100M)_DFT-s-OFDM_BPSK_Edge_1RB_Left_Low_CH

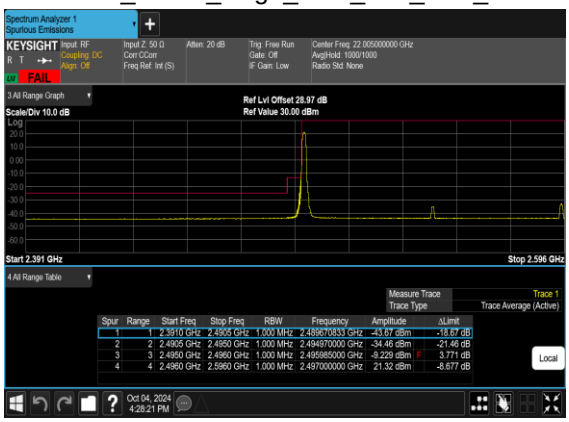

N41(100M)_DFT-s-OFDM_BPSK_Edge_1RB_Left_Low_CH_CHP_PASS

N41(100M)_DFT-s-OFDM_QPSK_Edge_1RB_Left_Low_CH

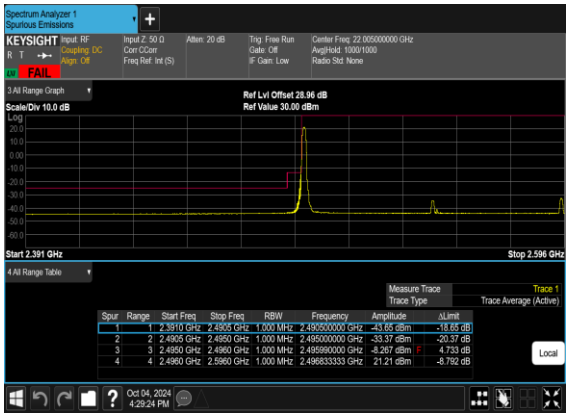

N41(100M)_DFT-s-OFDM_QPSK_Edge_1RB_Left_Low_CH_CHP_PASS

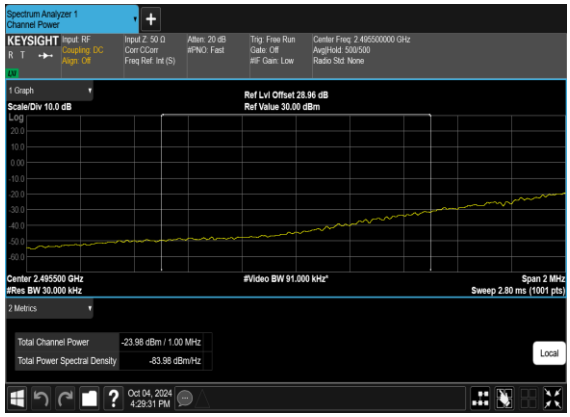

N41(100M)_DFT-s-OFDM_BPSK_Outer_Full_Low_CH

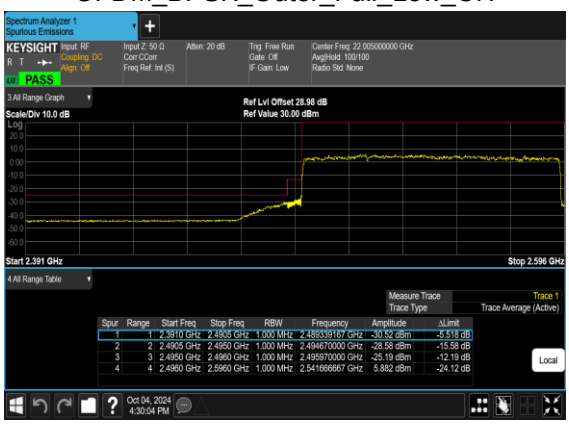

N41(100M)_DFT-s-OFDM_QPSK_Outer_Full_Low_CH

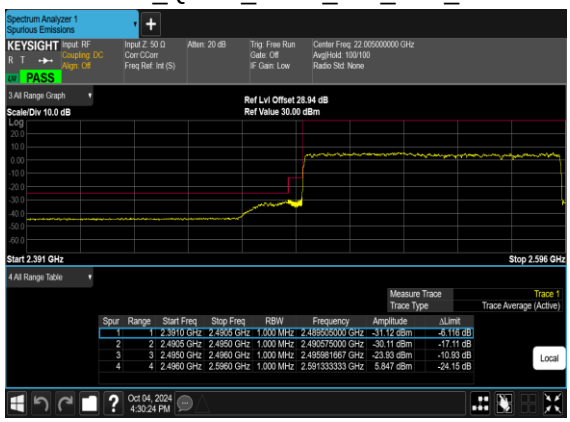

N41(100M)_DFT-s-OFDM_BPSK_Edge_1RB_Right_High_CH

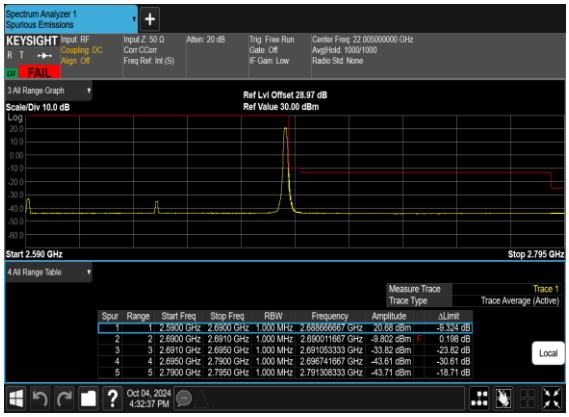

N41(100M)_DFT-s-OFDM_BPSK_Edge_1RB_Right_High_CH_CHP_PASS

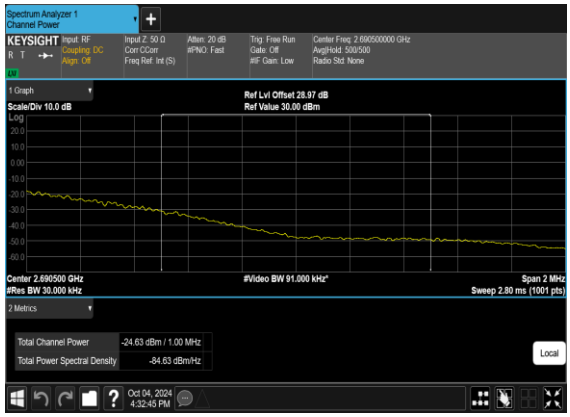

N41(100M)_DFT-s-OFDM_QPSK_Edge_1RB_Right_High_CH

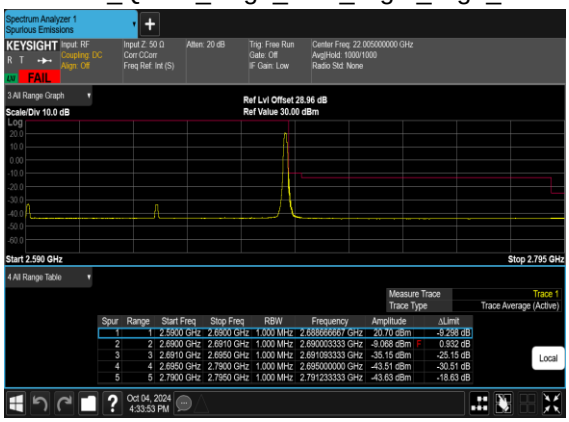

N41(100M)_DFT-s-OFDM_QPSK_Edge_1RB_Right_High_CH_CHP_PASS

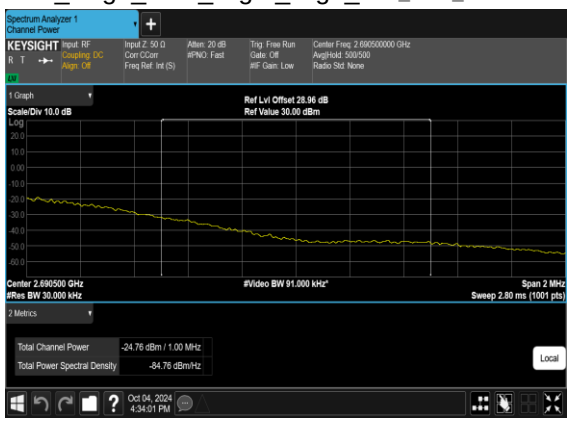

N41(100M)_DFT-s-OFDM_BPSK_Outer_Full_High_CH

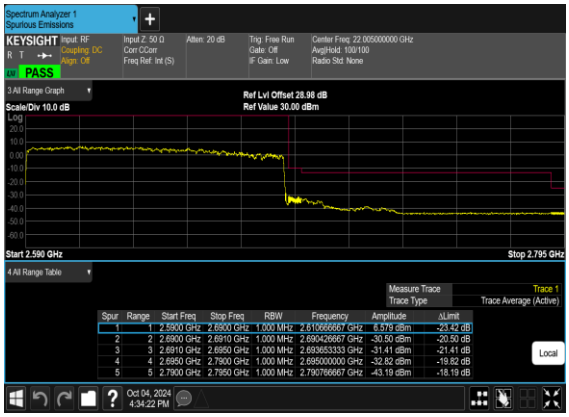

N41(100M)_DFT-s-OFDM_QPSK_Outer_Full_High_CH

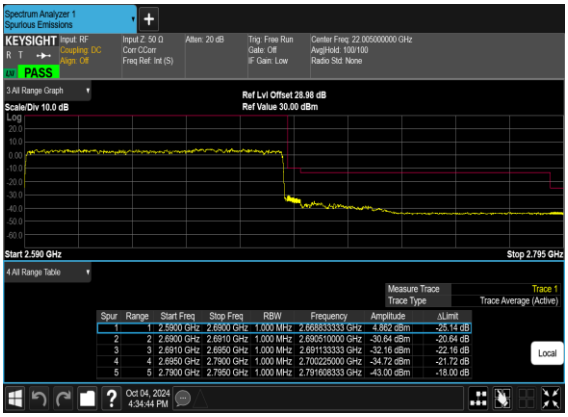

Appendix B. Test Results of Radiated Test

Radiated Spurious Emission

Test Engineer :	Bruce	Temperature :	23~25℃
		Relative Humidity :	41~42%

Note: Pre-scanned harmonic for the different antenna combinations, we choose the worst antenna mode to perform final test.

n7 SA / NR 40MHz / QPSK(ANT3)								
Channel	Frequency (MHz)	EIRP (dBm)	Limit (dBm)	Over Limit (dB)	S.G. Power (dBm)	TX Cable loss (dB)	TX Antenna Gain (dBi)	Polarization (H/V)
Middle	5036	-57.65	-25	-32.65	-67.86	3.03	13.24	H
	7542	-41.82	-25	-16.82	-51.27	3.56	13.01	H
	10068.36	-62.15	-25	-37.15	-71.67	3.92	13.44	H
	5036	-61.28	-25	-36.28	-71.49	3.03	13.24	V
	7542	-46.30	-25	-21.30	-55.75	3.56	13.01	V
	10062	-61.90	-25	-36.90	-71.42	3.92	13.44	V

Remark: Spurious emissions within 30-1000MHz were found more than 20dB below limit line.

EN-DC_5A_n7A / LTE 10MHz + NR 40MHz / QPSK (ANT1+3)								
Channel	Frequency (MHz)	EIRP (dBm)	Limit (dBm)	Over Limit (dB)	S.G. Power (dBm)	TX Cable loss (dB)	TX Antenna Gain (dBi)	Polarization (H/V)
Middle	5034.18	-64.97	-25	-39.97	-75.18	3.03	13.24	H
	7542	-56.83	-25	-31.83	-66.28	3.56	13.01	H
	10062	-62.17	-25	-37.17	-71.69	3.92	13.44	H
	5036	-65.09	-25	-40.09	-75.30	3.03	13.24	V
	7542	-50.64	-25	-25.64	-60.09	3.56	13.01	V
	10068.36	-62.34	-25	-37.34	-71.86	3.92	13.44	V

Remark: Spurious emissions within 30-1000MHz were found more than 20dB below limit line.

n41SA / NR 100MHz / QPSK(ANT3)								
Channel	Frequency (MHz)	EIRP (dBm)	Limit (dBm)	Over Limit (dB)	S.G. Power (dBm)	TX Cable loss (dB)	TX Antenna Gain (dBi)	Polarization (H/V)
Middle	5092	-62.38	-25	-37.38	-72.59	3.03	13.24	H
	7644.24	-58.97	-25	-33.97	-68.42	3.56	13.01	H
	10192.32	-60.89	-25	-35.89	-70.41	3.92	13.44	H
	5092	-61.39	-25	-36.39	-71.60	3.03	13.24	V
	7644.24	-52.14	-25	-27.14	-61.59	3.56	13.01	V
	10192.32	-61.10	-25	-36.10	-70.62	3.92	13.44	V

Remark: Spurious emissions within 30-1000MHz were found more than 20dB below limit line.