DUTY CYCLE

TEST RESULT

TestMode	Antenna	Frequency[MHz]	Transmission Duration [ms]	Transmission Period [ms]	Duty Cycle [%]
11A	Ant1	5180	1.39	1.44	96.53
		5200	1.39	1.43	97.20
		5240	1.39	1.44	96.53
		5260	1.39	1.44	96.53
		5300	1.39	1.44	96.53
		5320	1.39	1.44	96.53
		5500	1.39	1.44	96.53
		5580	1.39	1.43	97.20
		5700	1.39	1.43	97.20
		5745	1.39	1.43	97.20
		5785	1.39	1.44	96.53
		5825	1.39	1.43	97.20
11N20SISO	Ant1	5180	1.30	1.35	96.30
		5200	1.30	1.35	96.30
		5240	1.30	1.34	97.01
		5260	1.30	1.34	97.01
		5300	1.30	1.35	96.30
		5320	1.30	1.34	97.01
		5500	1.30	1.34	97.01
		5580	1.30	1.35	96.30
		5700	1.30	1.34	97.01
		5745	1.30	1.34	97.01
		5785	1.30	1.35	96.30
		5825	1.30	1.35	96.30
11N40SISO	Ant1	5190	0.65	0.69	94.20
		5230	0.65	0.69	94.20
		5270	0.65	0.70	92.86
		5310	0.65	0.69	94.20
		5510	0.65	0.70	92.86
		5550	0.65	0.69	94.20

		5670	0.64	0.69	92.75
		5755	0.65	0.69	94.20
		5795	0.65	0.69	94.20
11AC20SISO	Ant1	5180	1.32	1.36	97.06
		5200	1.31	1.36	96.32
		5240	1.31	1.36	96.32
		5260	1.31	1.36	96.32
		5300	1.31	1.35	97.04
		5320	1.31	1.36	96.32
		5500	1.31	1.36	96.32
		5580	1.31	1.35	97.04
		5700	1.32	1.36	97.06
		5745	1.31	1.36	96.32
		5785	1.31	1.36	96.32
		5825	1.31	1.35	97.04
11AC40SISO	Ant1	5190	0.66	0.70	94.29
		5230	0.65	0.70	92.86
		5270	0.65	0.70	92.86
		5310	0.65	0.70	92.86
		5510	0.65	0.70	92.86
		5550	0.65	0.70	92.86
		5670	0.65	0.69	94.20
		5755	0.65	0.70	92.86
		5795	0.66	0.70	94.29
11AC80SISO	Ant1	5210	0.32	0.37	86.49
		5290	0.32	0.37	86.49
		5530	0.32	0.37	86.49
		5610	0.32	0.37	86.49
		5775	0.32	0.37	86.49

TEST GRAPHS

11A_Ant1_5180

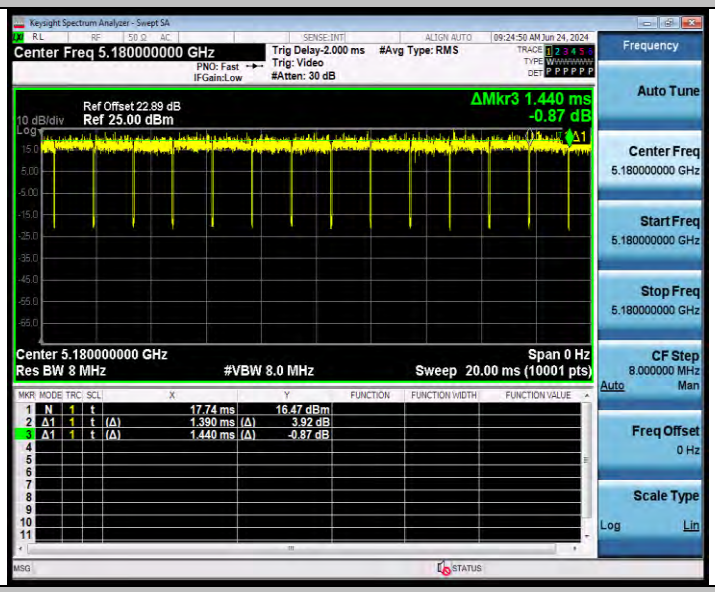

11A_Ant1_5200

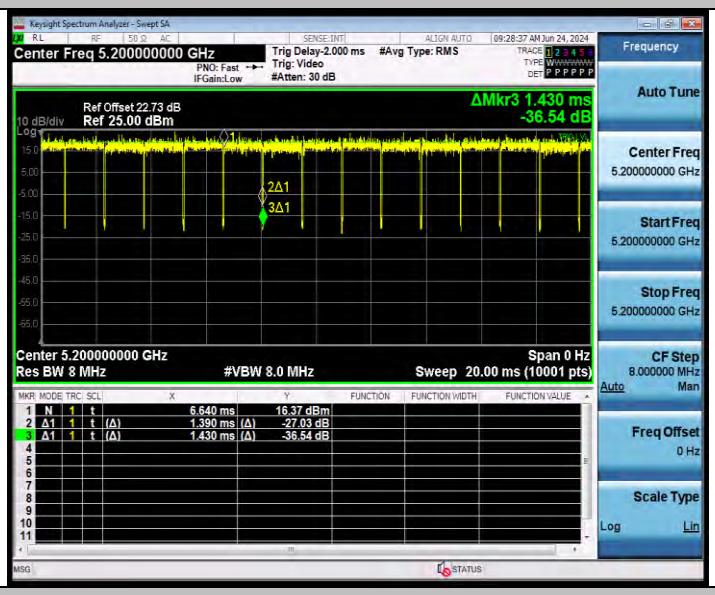

11A_Ant1_5240

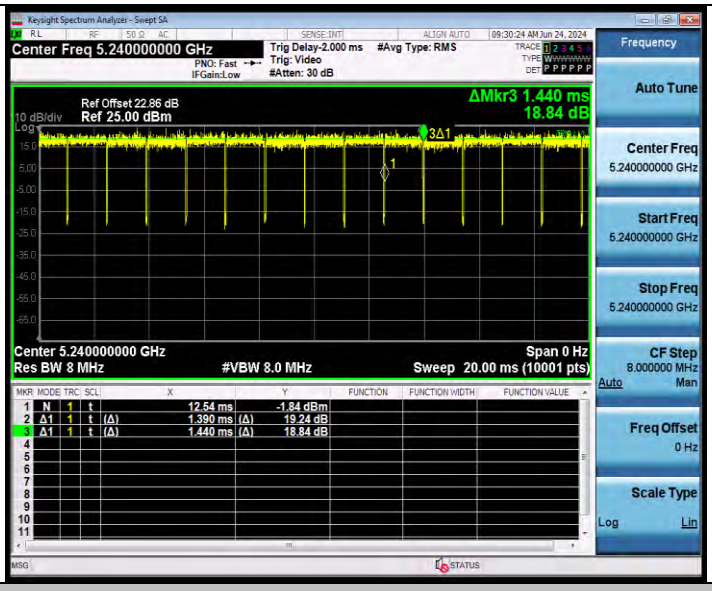

11A_Ant1_5260

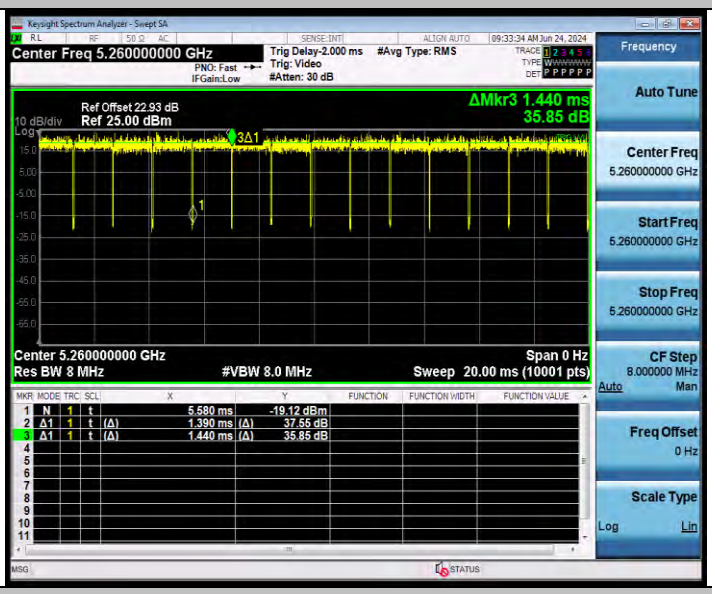

11A_Ant1_5300

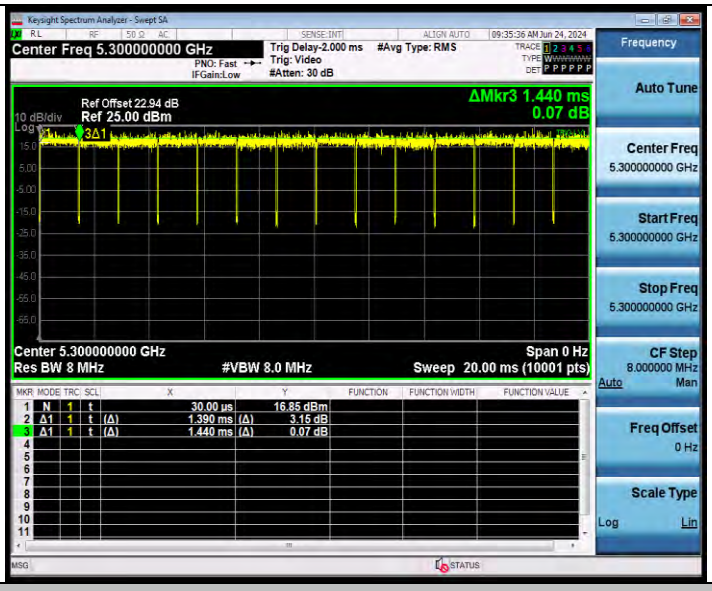

11A_Ant1_5320

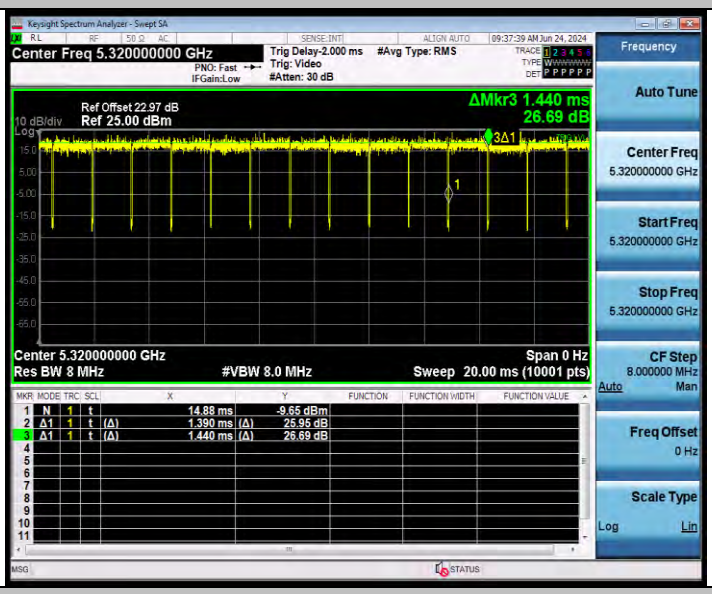

11A_Ant1_5500

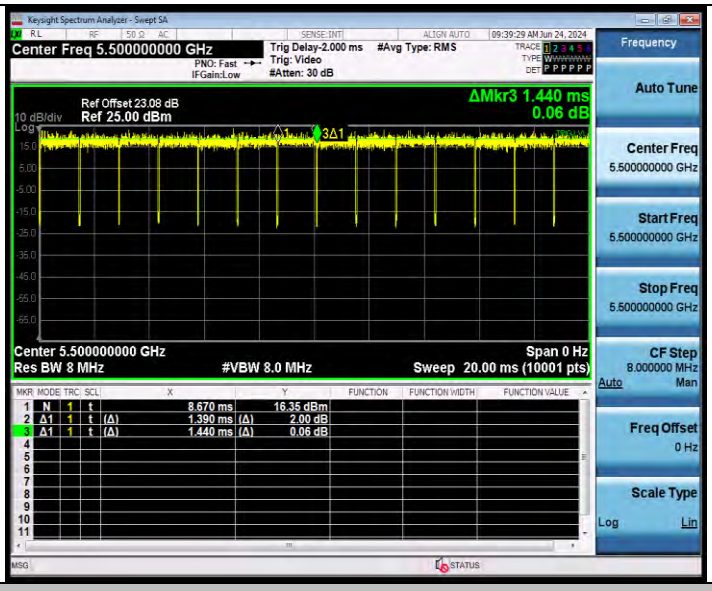

11A_Ant1_5580

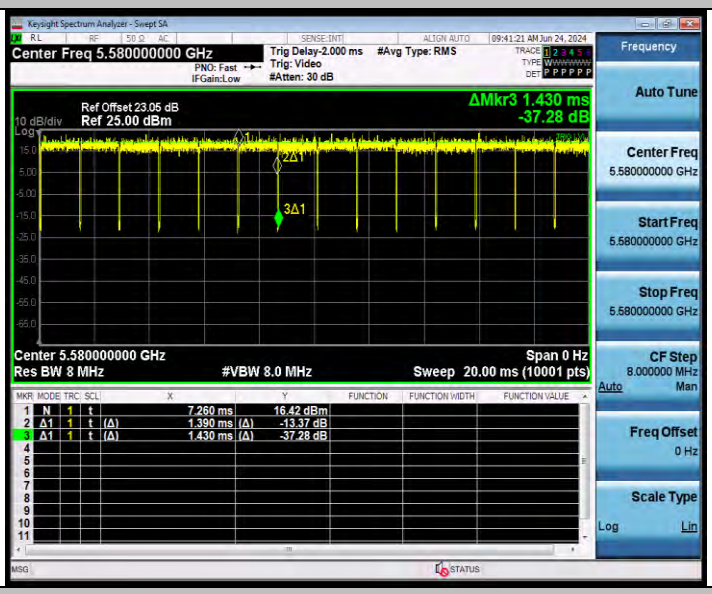

11A_Ant1_5700

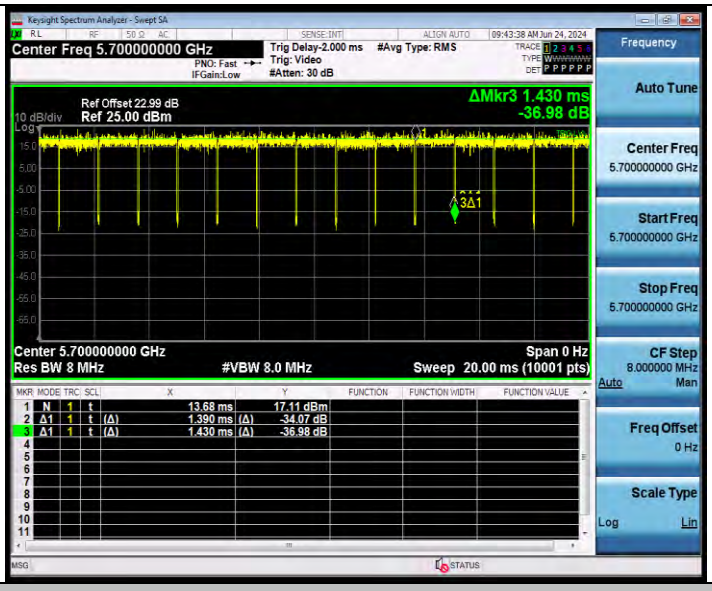

11A_Ant1_5745

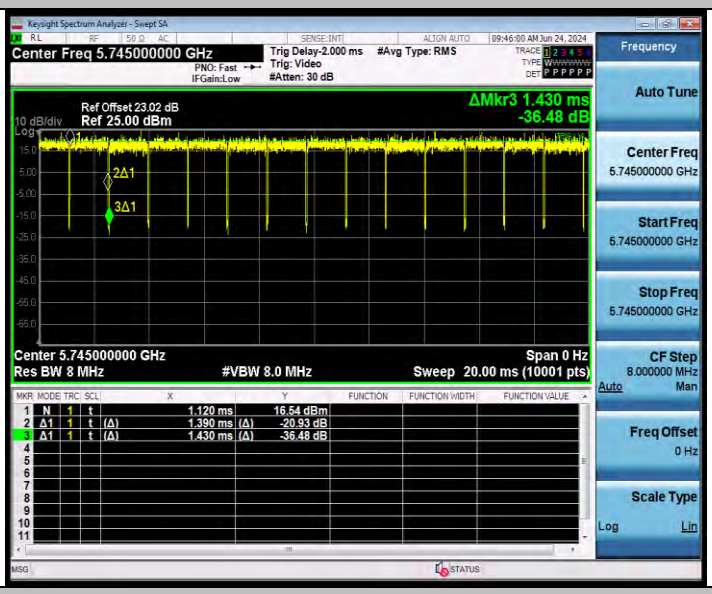

11A_Ant1_5785

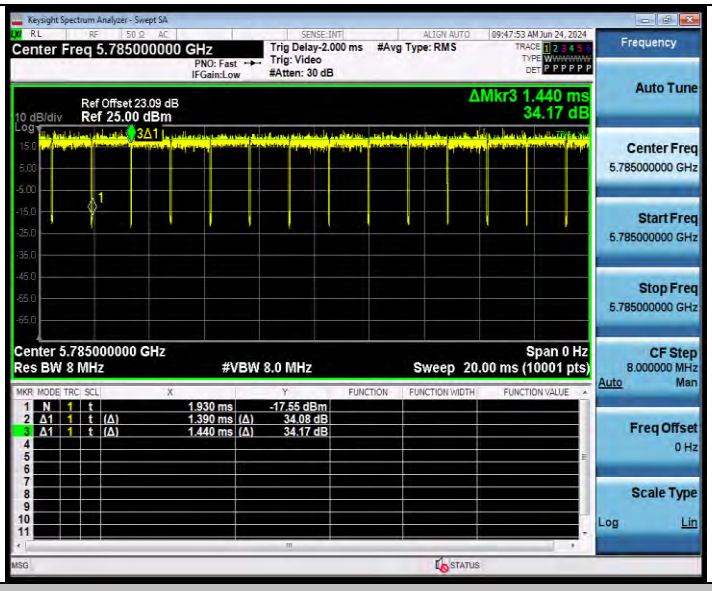

11A_Ant1_5825

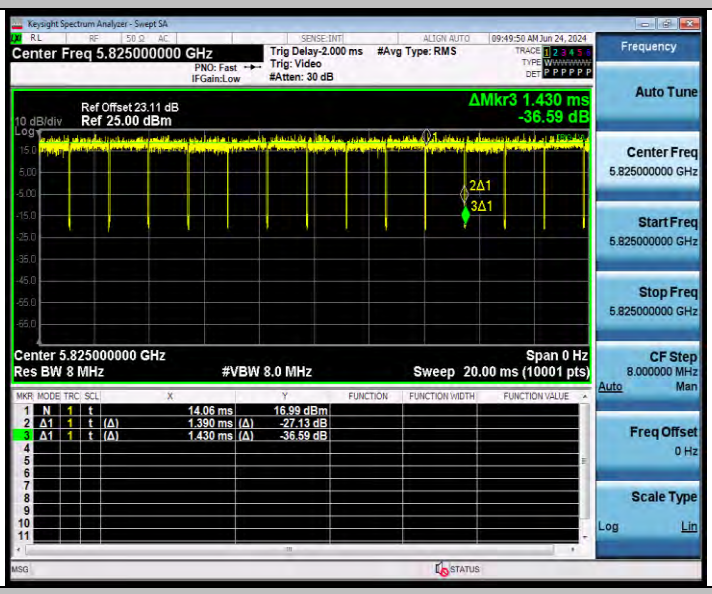

11N20SISO_Ant1_5180

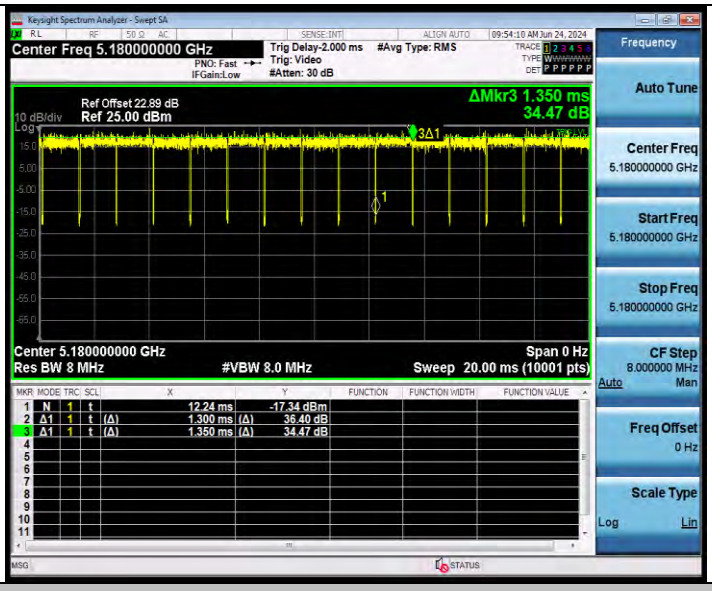

11N20SISO_Ant1_5200

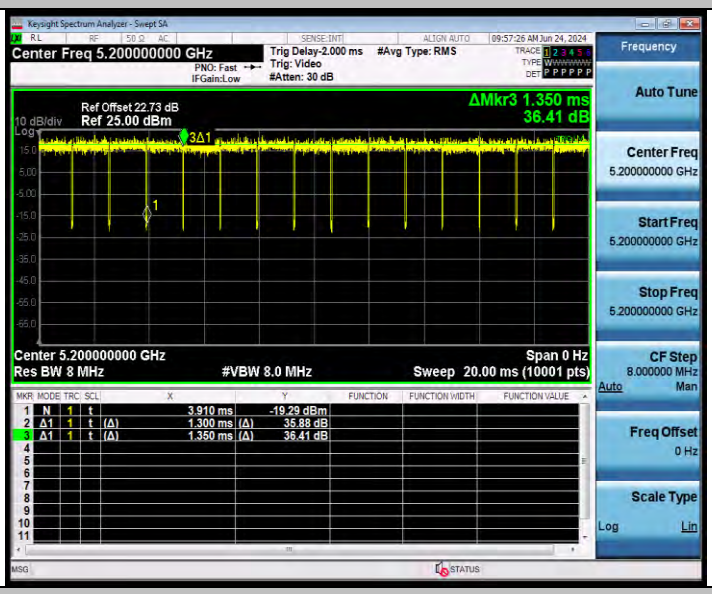

11N20SISO_Ant1_5240

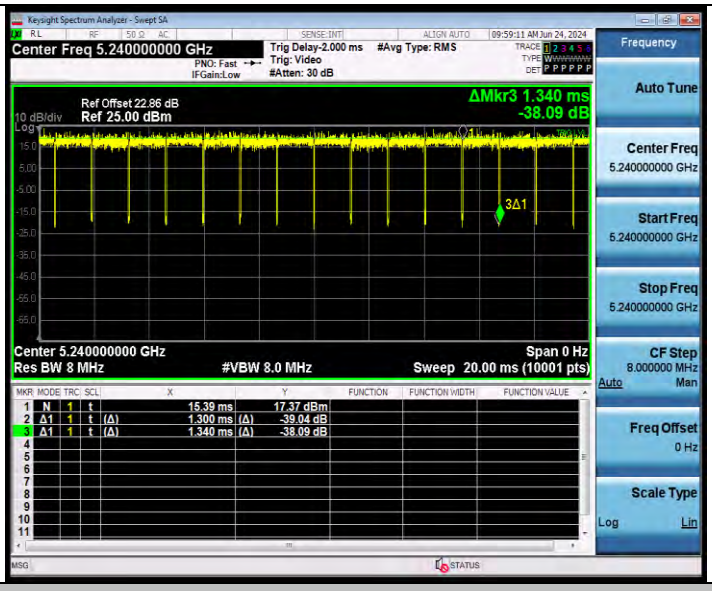

11N20SISO_Ant1_5260

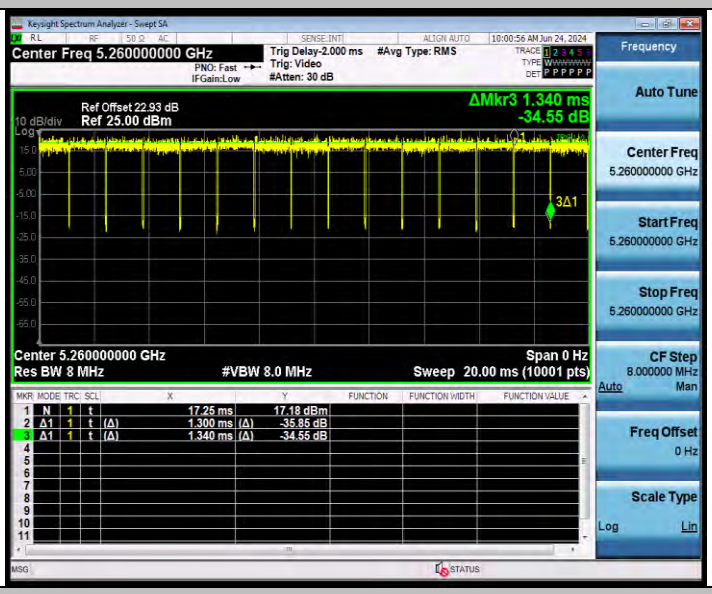

11N20SISO_Ant1_5300

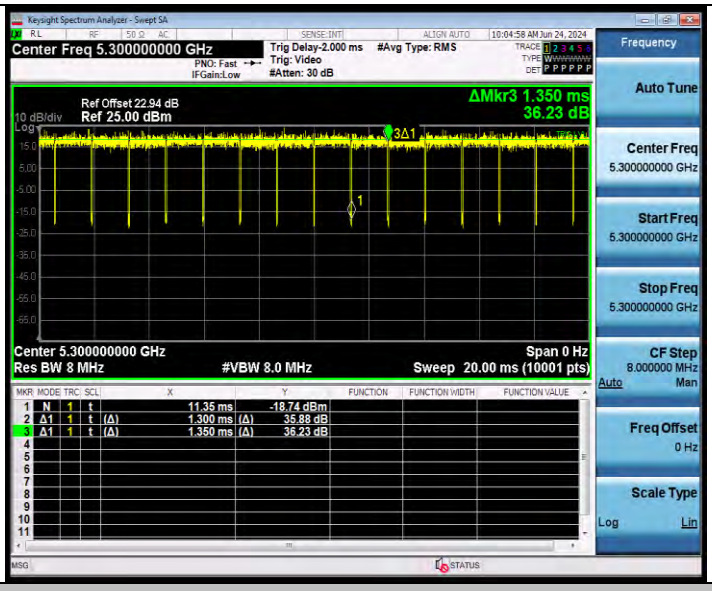

11N20SISO_Ant1_5320

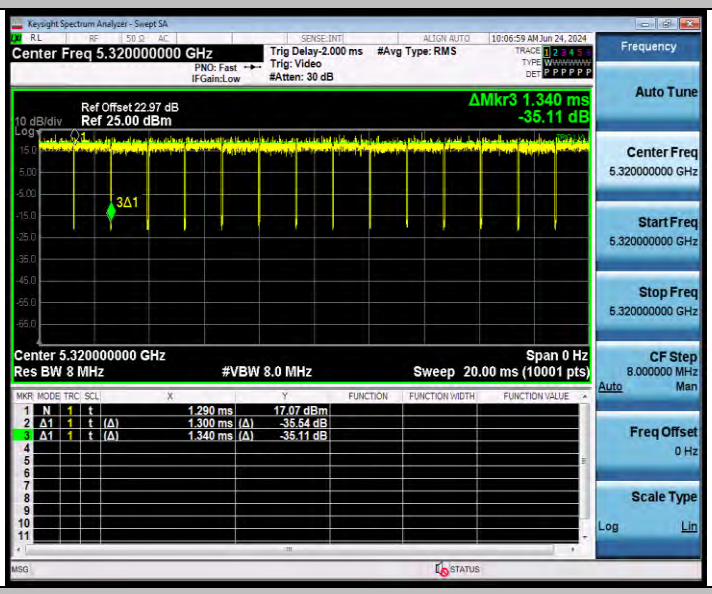

11N20SISO_Ant1_5500

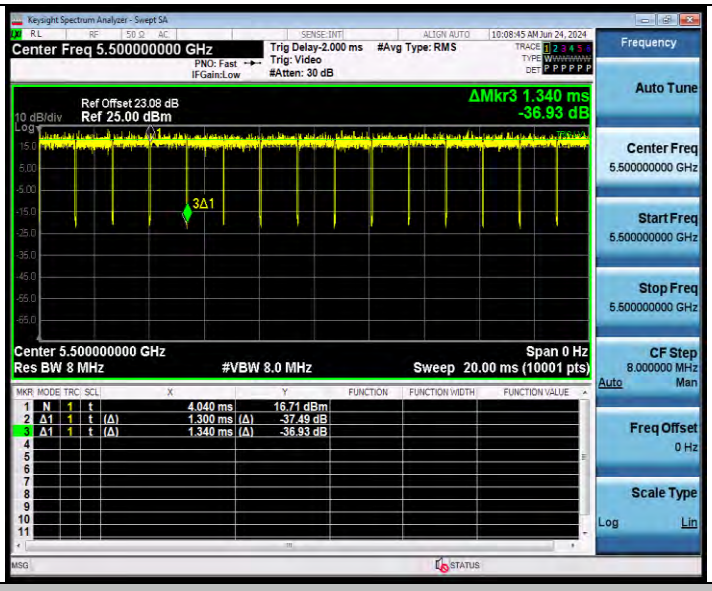

11N20SISO_Ant1_5580

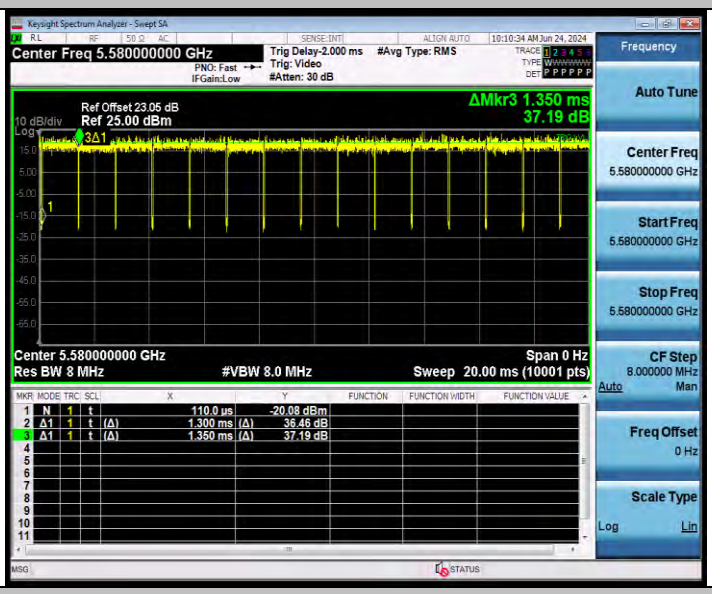

11N20SISO_Ant1_5700

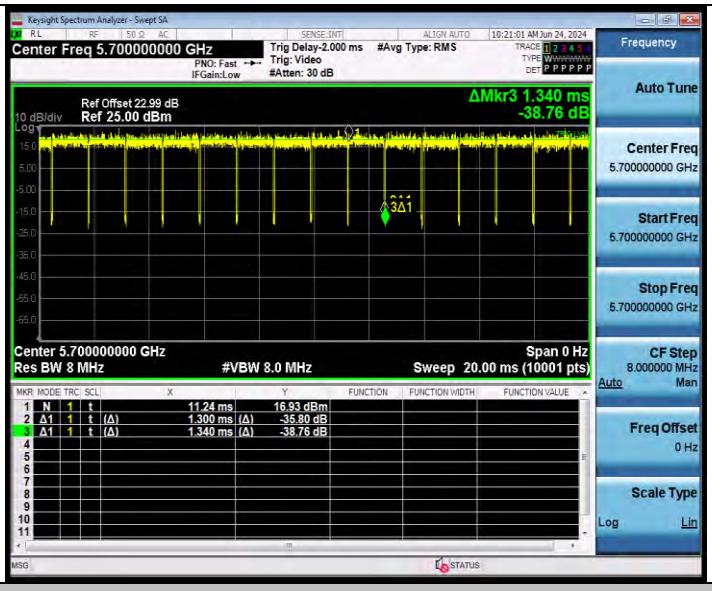

11N20SISO_Ant1_5745

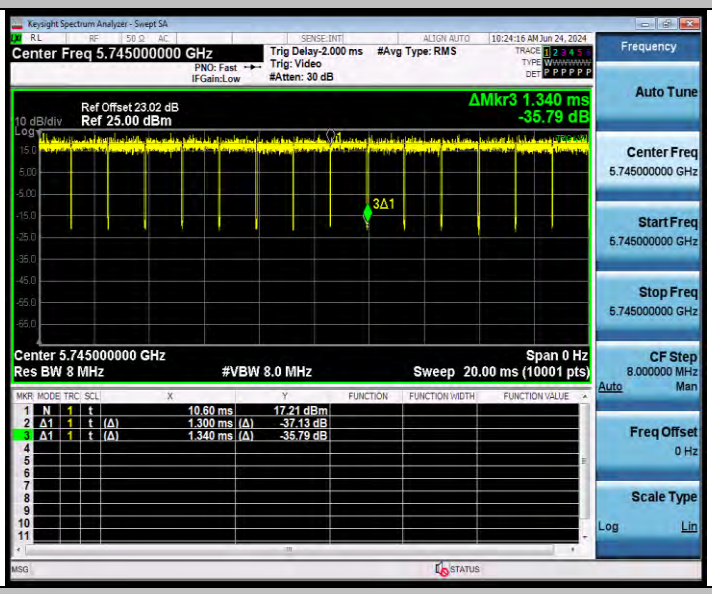

11N20SISO_Ant1_5785

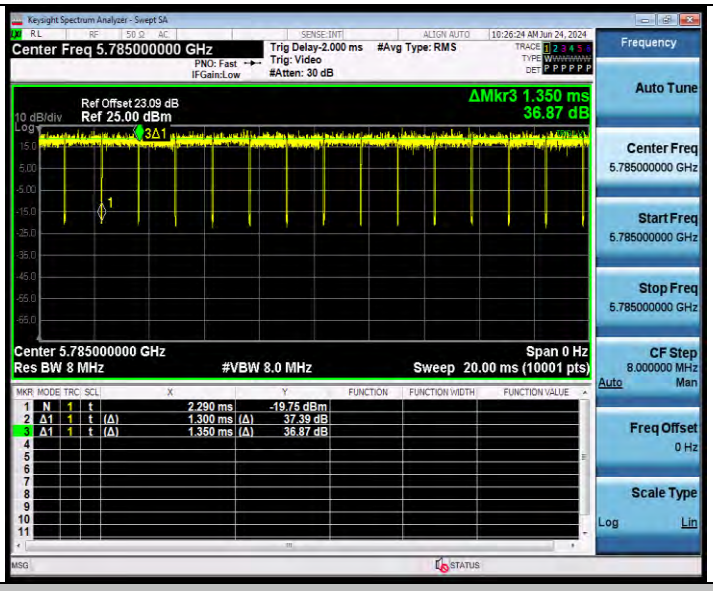

11N20SISO_Ant1_5825

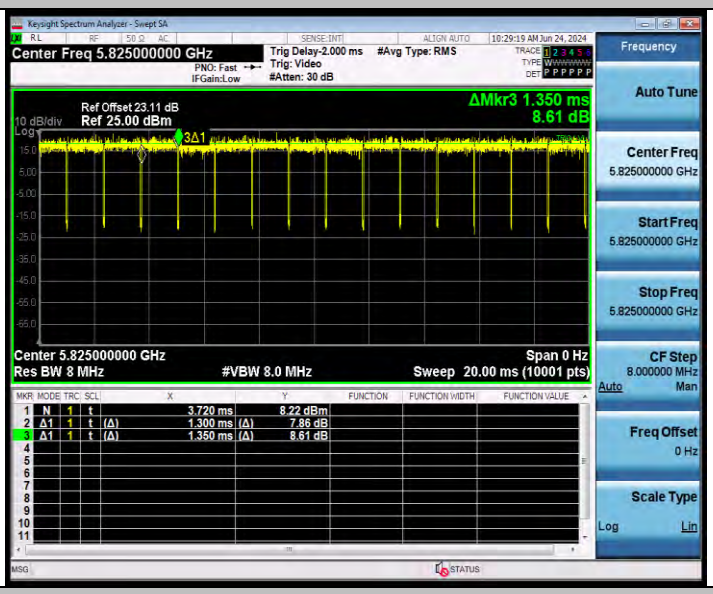

11N40SISO_Ant1_5190

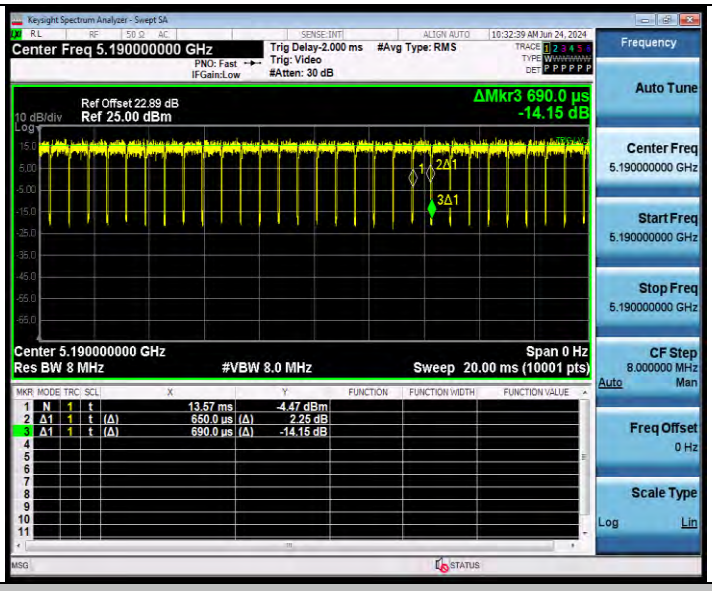

11N40SISO_Ant1_5230

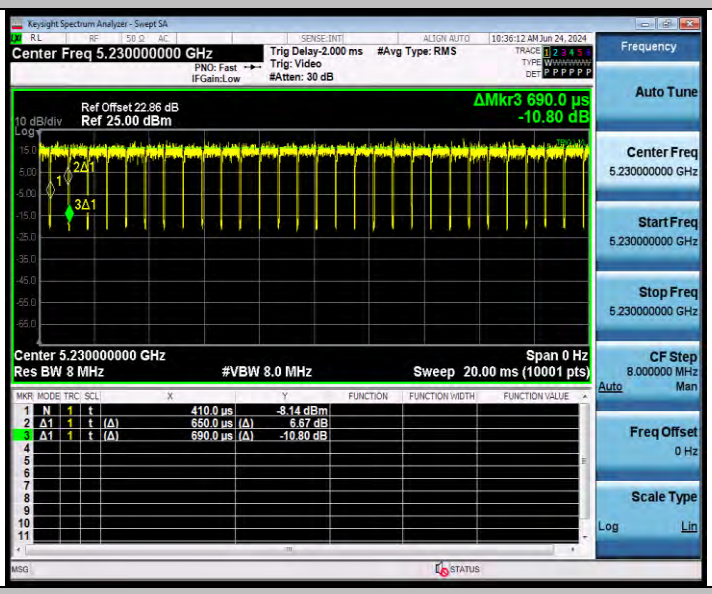

11N40SISO_Ant1_5270

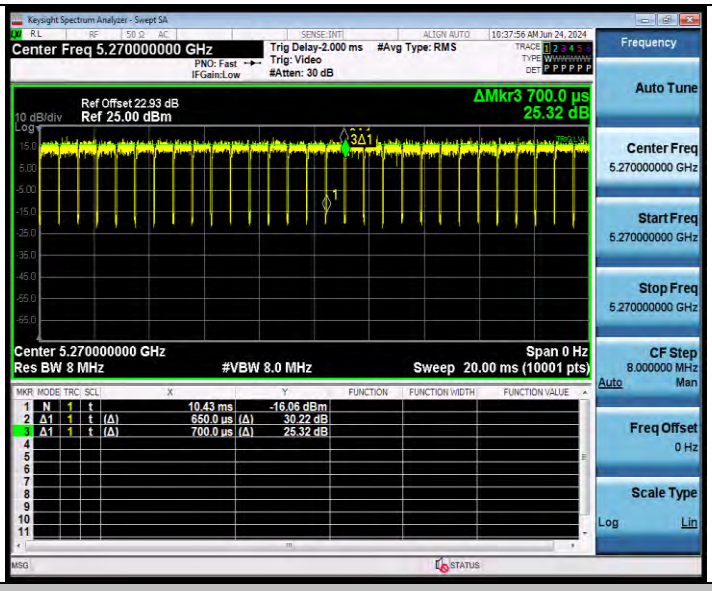

11N40SISO_Ant1_5310

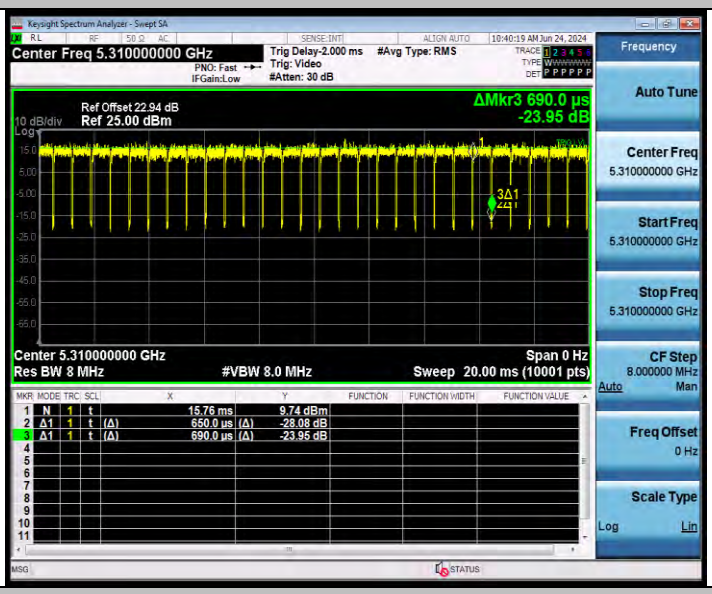

11N40SISO_Ant1_5510

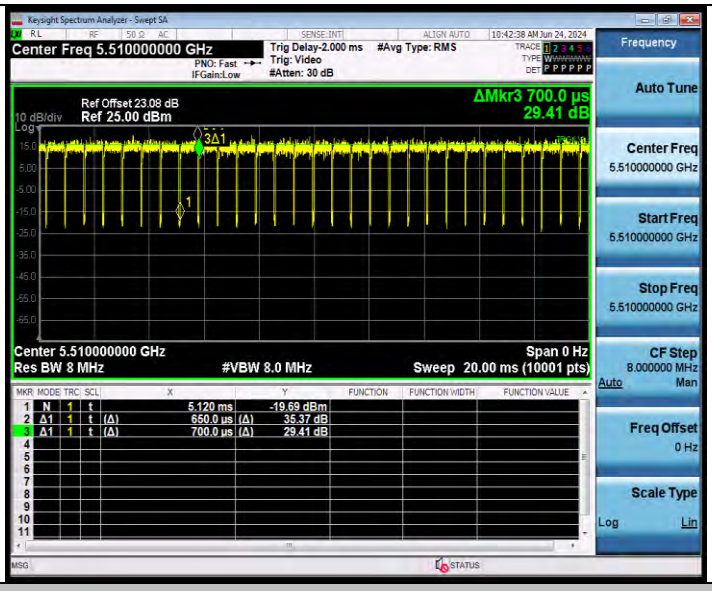

11N40SISO_Ant1_5550

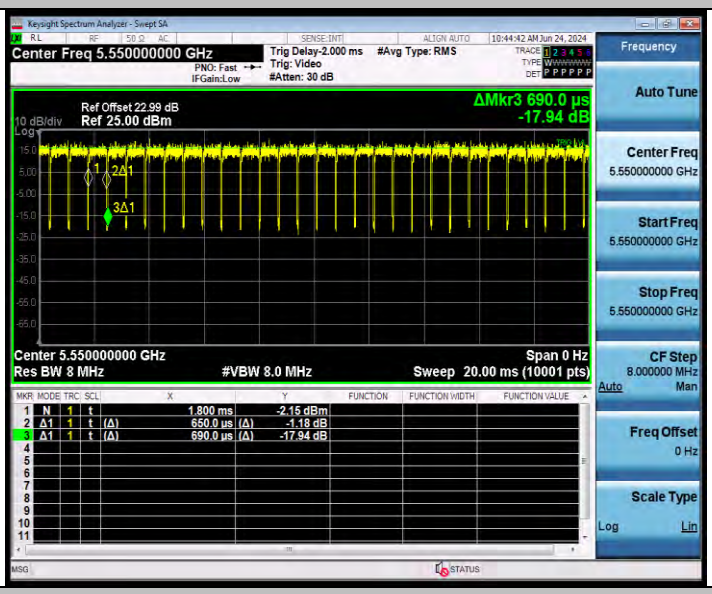

11N40SISO_Ant1_5670

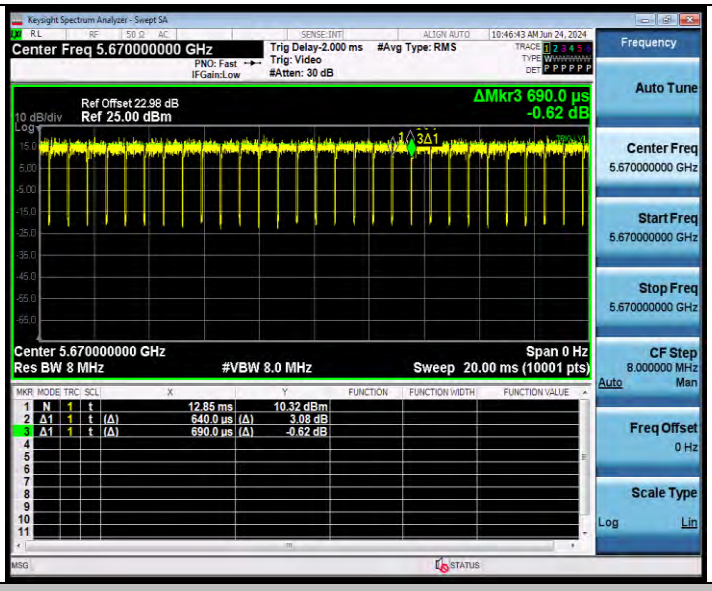

11N40SISO_Ant1_5755

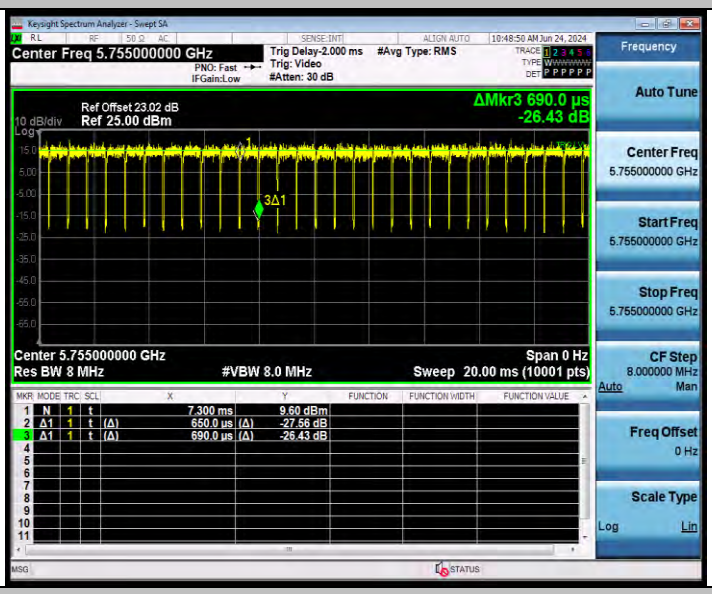

11N40SISO_Ant1_5795

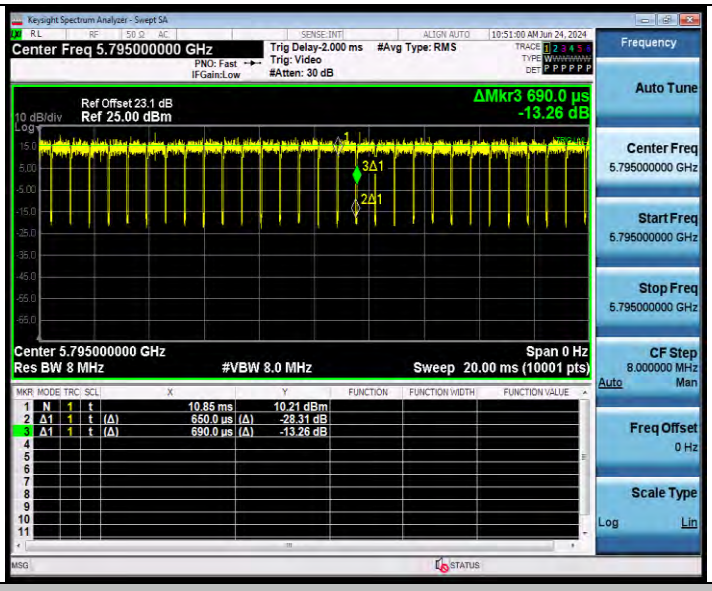

11AC20SISO_Ant1_5180

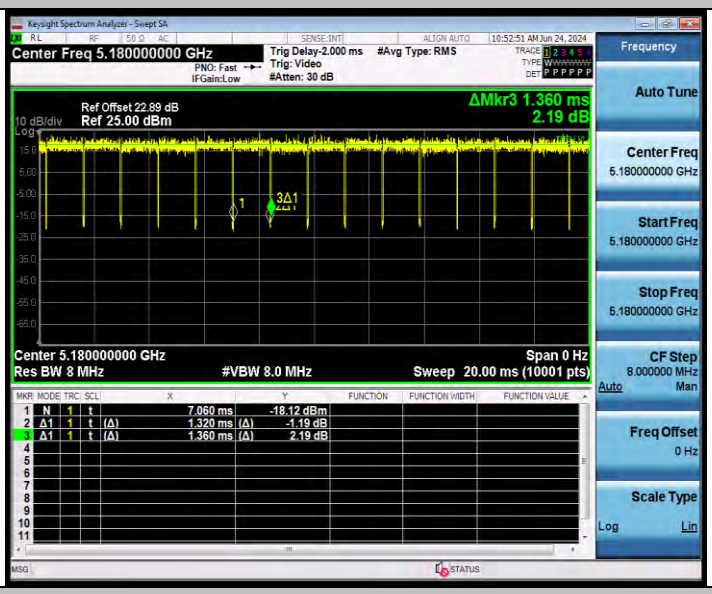

11AC20SISO_Ant1_5200

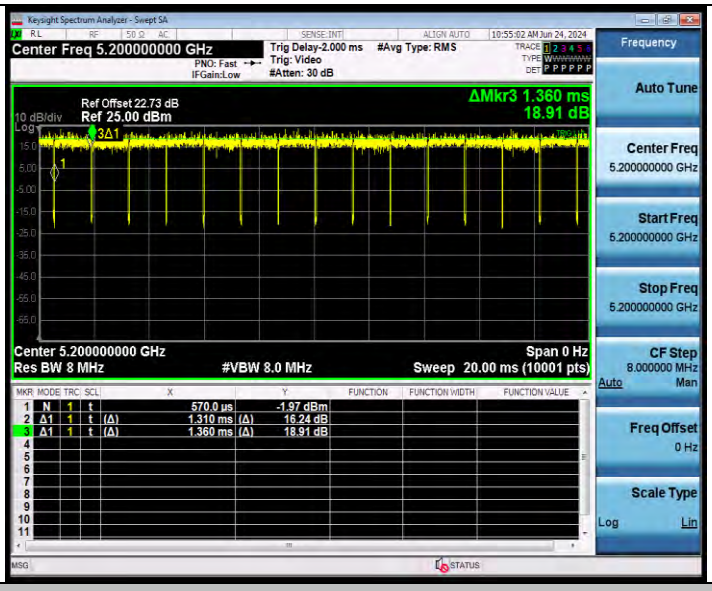

11AC20SISO_Ant1_5240

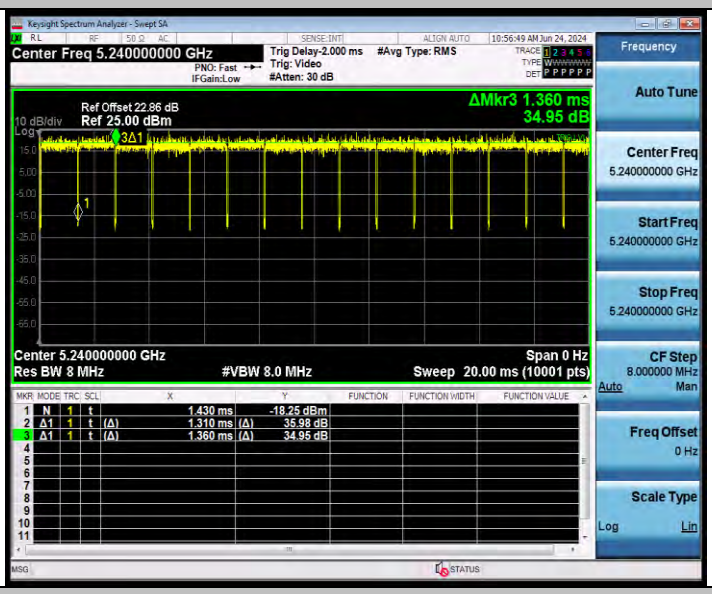

11AC20SISO_Ant1_5260

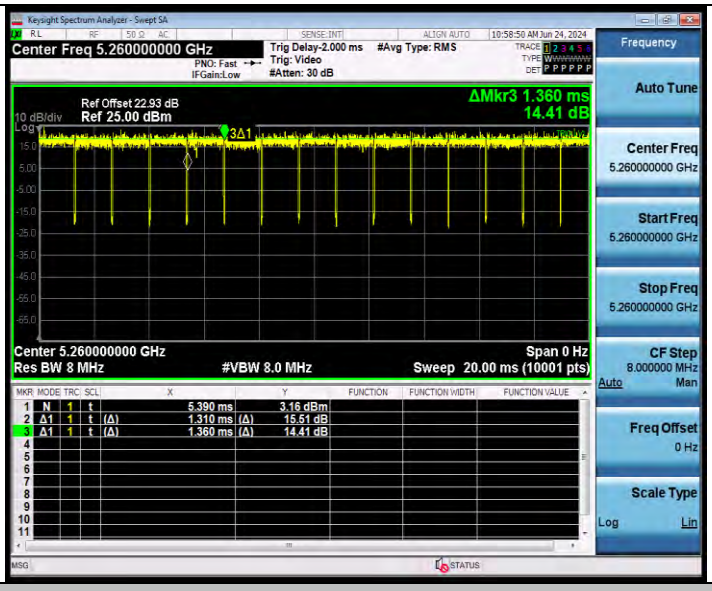

11AC20SISO_Ant1_5300

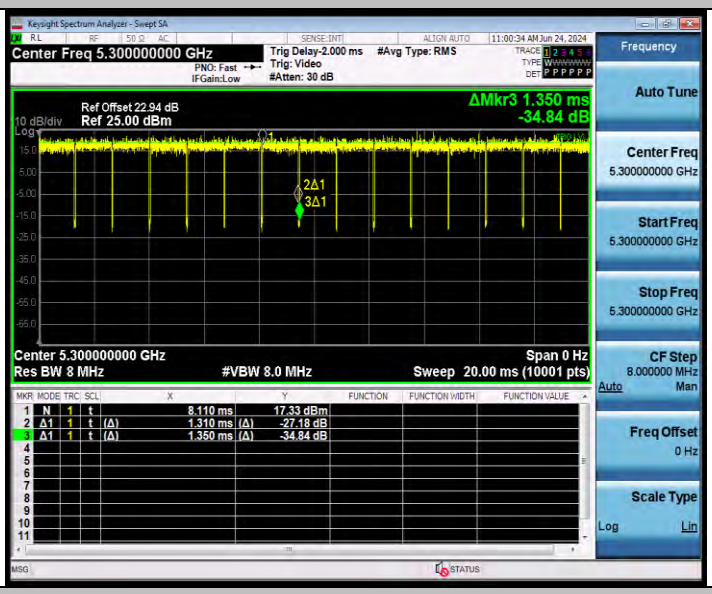

11AC20SISO_Ant1_5320

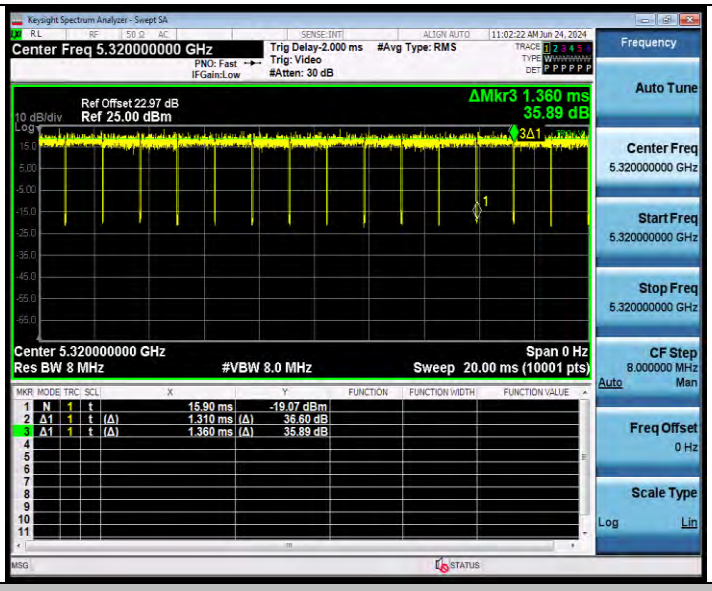

11AC20SISO_Ant1_5500

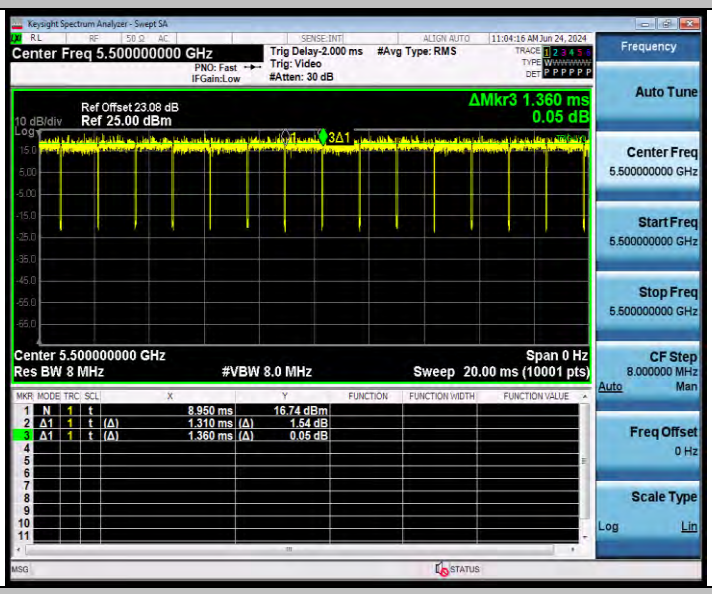

11AC20SISO_Ant1_5580

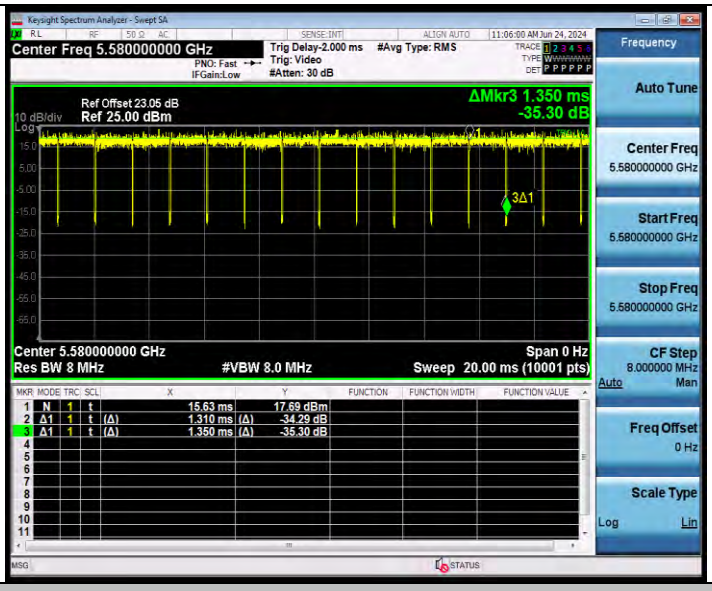

11AC20SISO_Ant1_5700

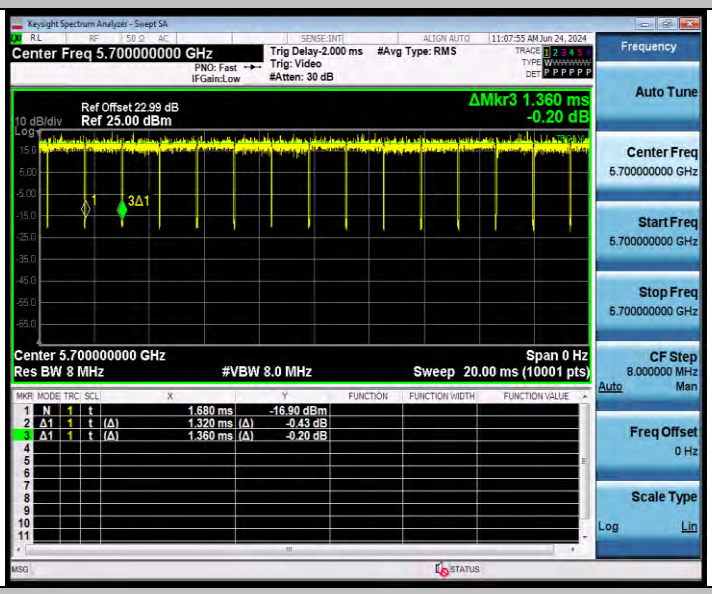

11AC20SISO_Ant1_5745

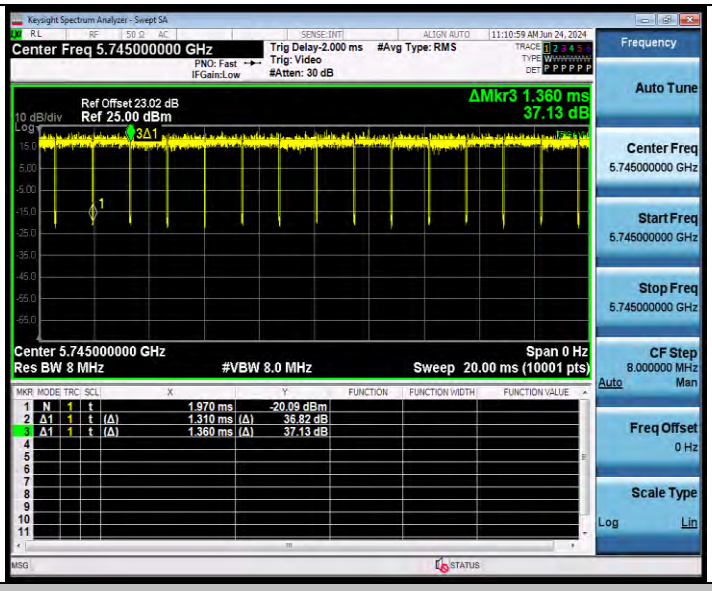

11AC20SISO_Ant1_5785

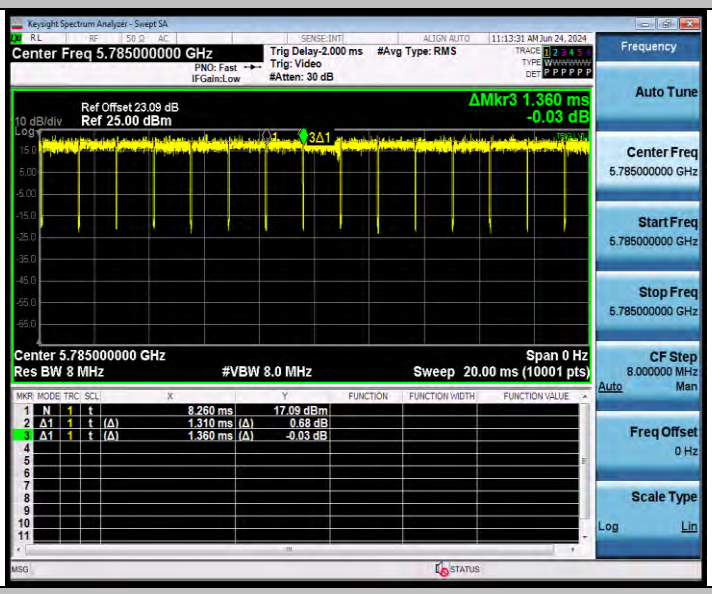

11AC20SISO_Ant1_5825

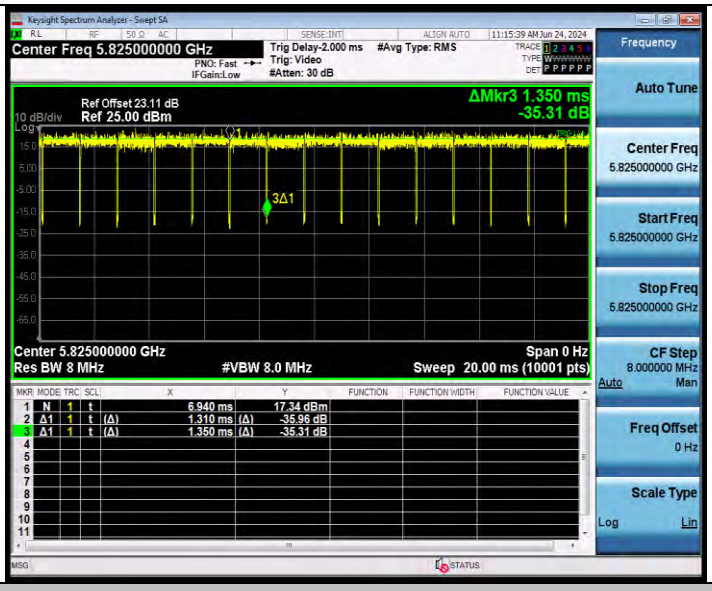

11AC40SISO_Ant1_5190

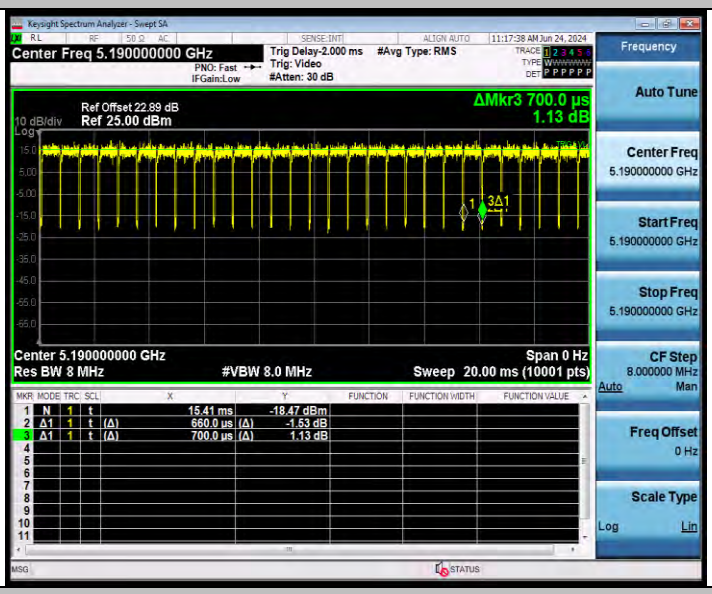

11AC40SISO_Ant1_5230

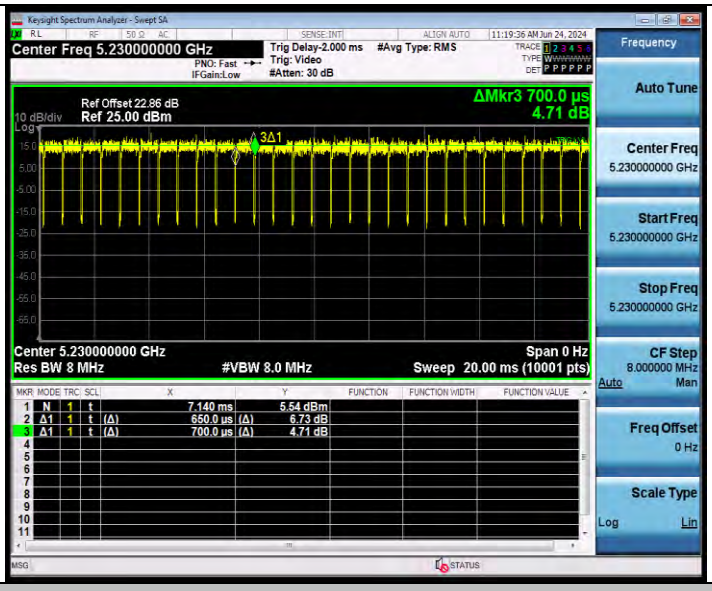

11AC40SISO_Ant1_5270

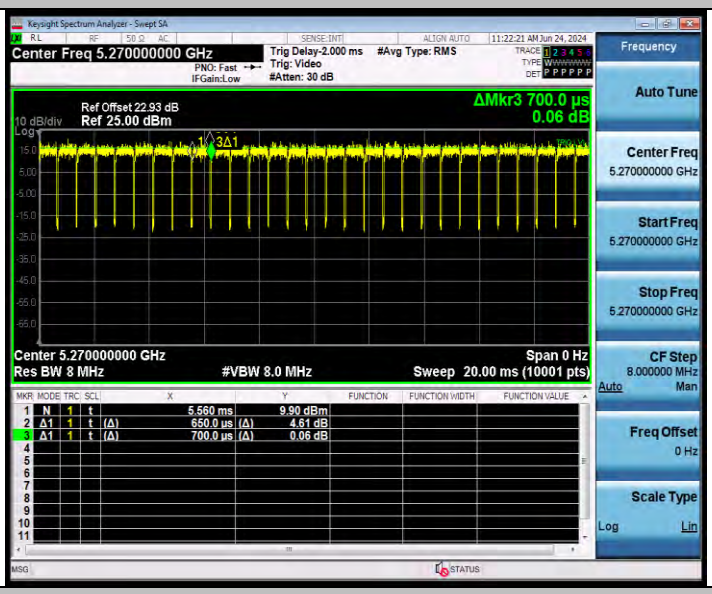

11AC40SISO_Ant1_5310

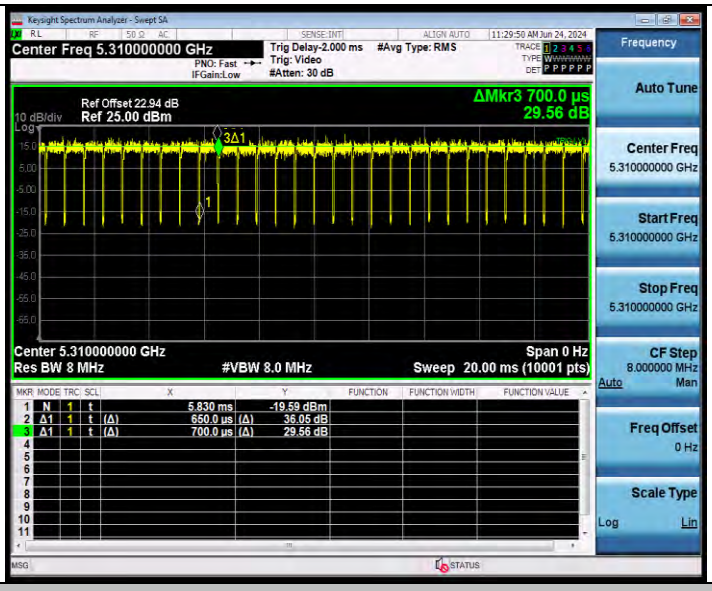

11AC40SISO_Ant1_5510

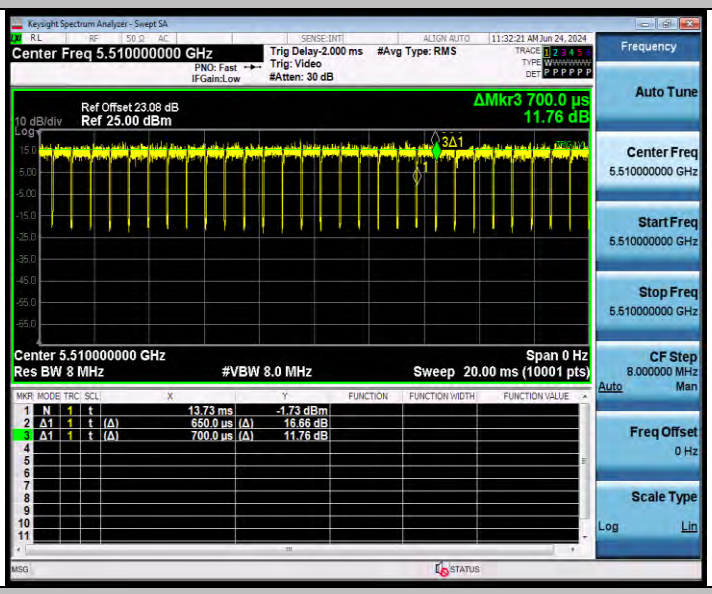

11AC40SISO_Ant1_5550

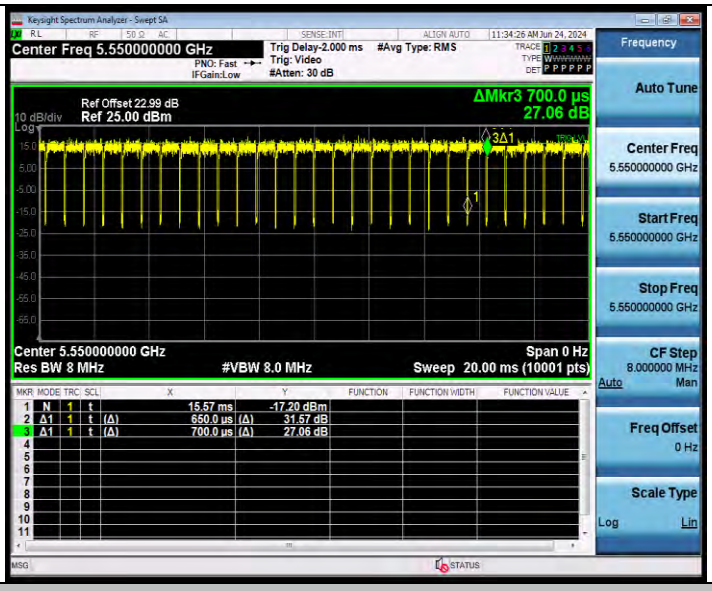

11AC40SISO_Ant1_5670

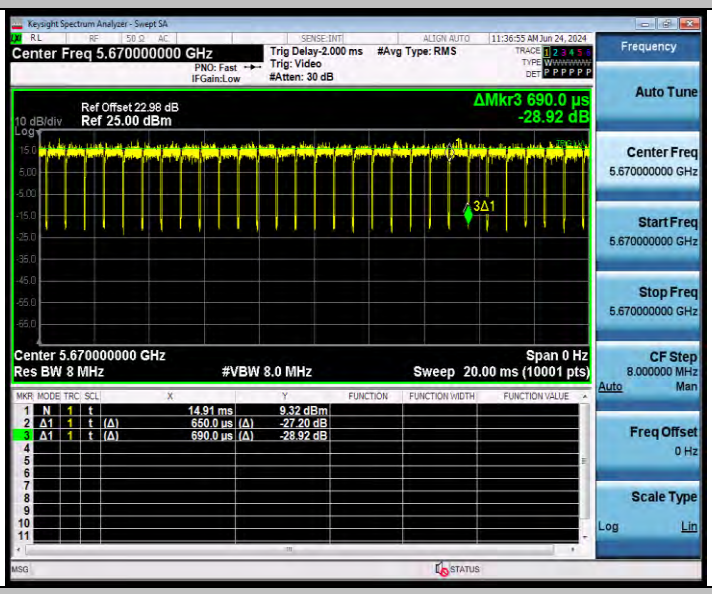

11AC40SISO_Ant1_5755

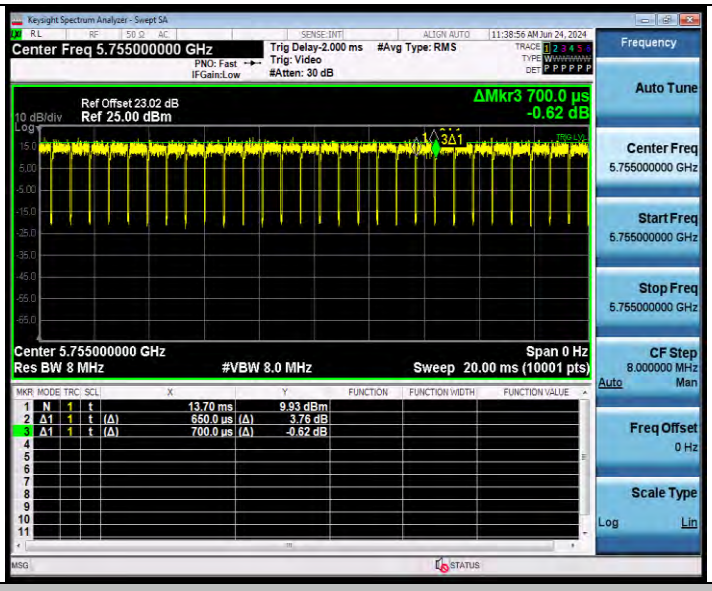

11AC40SISO_Ant1_5795

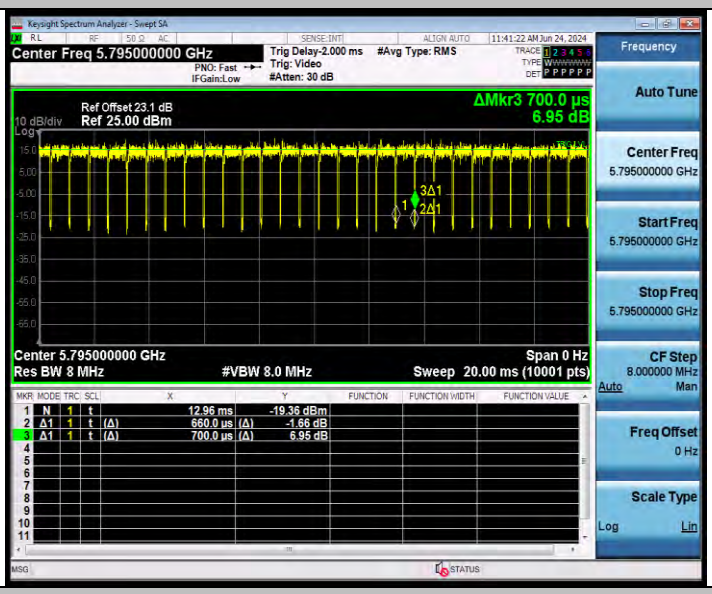

11AC80SISO_Ant1_5210

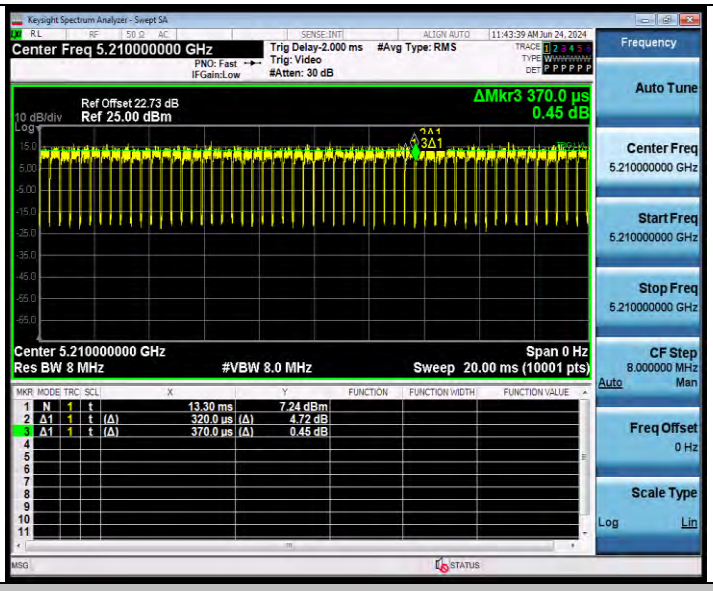

11AC80SISO_Ant1_5290

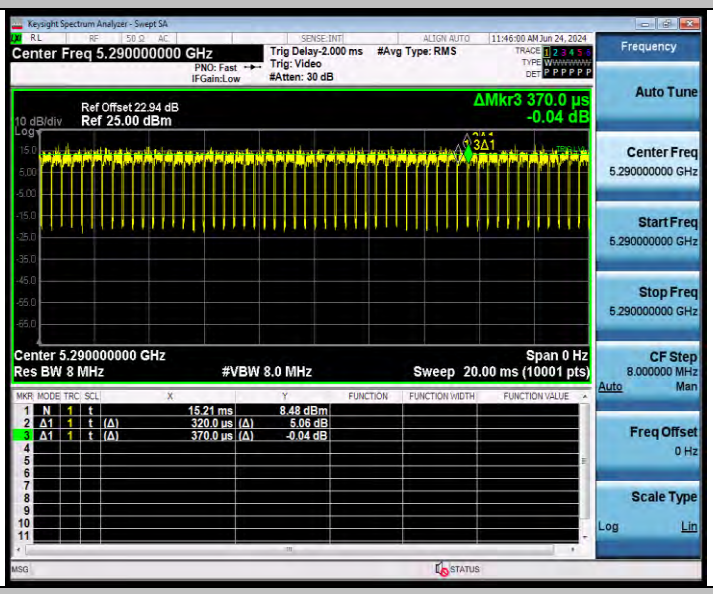

11AC80SISO_Ant1_5530

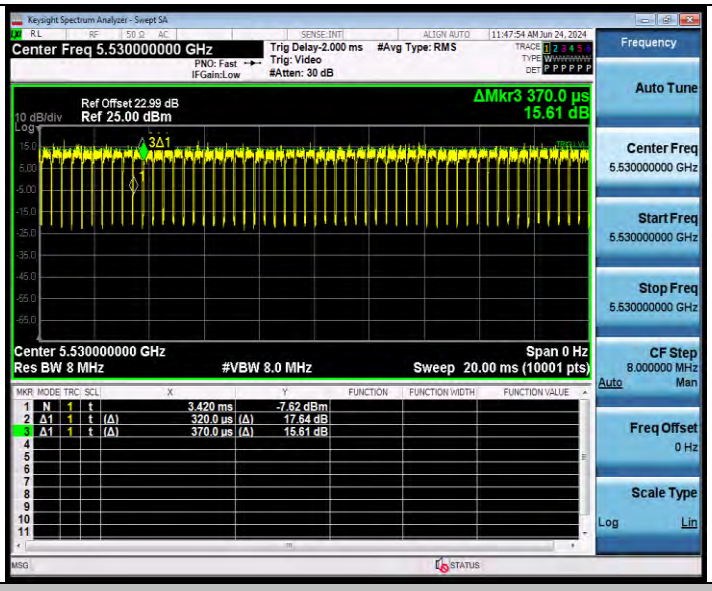

11AC80SISO_Ant1_5610

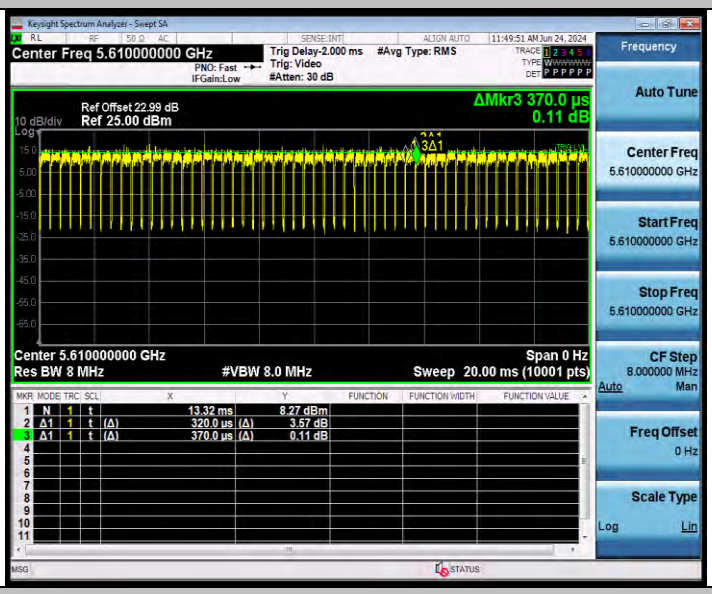

11AC80SISO_Ant1_5775

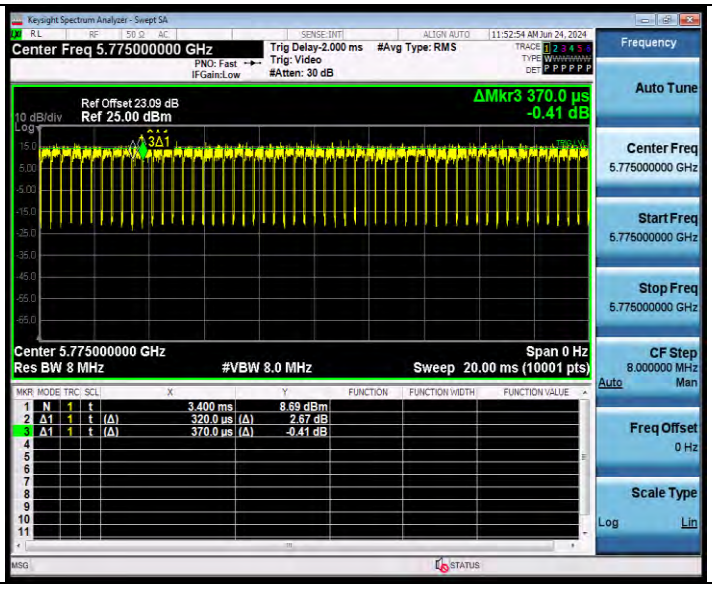
Keysight Spectrum Analyzer - Swept SA
Center Freq 5.775000000 GHz
Trig Delay-2.000 ms
#Avg Type: RMS
Trig: Video
#Atten: 30 dB
Ref Offset 23.09 dB
10 dB/div
Ref 25.00 dBm
ΔMkr3 370.0 µs
-0.41 dB
Center 5.775000000 GHz
Span 0 Hz
Res BW 8 MHz
#VBW 8.0 MHz
Sweep 20.00 ms (10001 pts)
1 N 1 t 3.400 ms 8.69 dBm
2 Δ1 1 t (Δ) 320.0 µs (Δ) 2.67 dB
3 Δ1 1 t (Δ) 370.0 µs (Δ) -0.41 dB
Frequency
Auto Tune
Center Freq
5.775000000 GHz
Start Freq
5.775000000 GHz
Stop Freq
5.775000000 GHz
CF Step
8.000000 MHz
Auto
Man
Freq Offset
0 Hz
Scale Type
Log
Lin

MAXIMUM CONDUCTED OUTPUT POWER

TEST RESULT

BV Power Table For_U-NII-1										
Test Mode	TX Mod.	Freq. (MHz)	Ant.	Maximum Conducted Power (dBm)	FCC Conducted Power Limit (dBm)	IC Conducted Power Limit (dBm)	EIRP (dBm)	IC EIRP Limit	Verdict	Power Setting
11A	SISO	5180	Ant1	13.01	≤24.00	----	12.11	≤22.29	Pass	15
		5200	Ant1	13.19	≤24.00	----	12.29	≤22.29	Pass	15.5
		5240	Ant1	13.24	≤24.00	----	12.34	≤22.29	Pass	15.5
11N20	SISO	5180	Ant1	13.06	≤24.00	----	12.16	≤22.29	Pass	15.5
		5200	Ant1	13.15	≤24.00	----	12.25	≤22.29	Pass	15.5
		5240	Ant1	13.08	≤24.00	----	12.18	≤22.29	Pass	15.5
11N40	SISO	5190	Ant1	13.13	≤24.00	----	12.23	≤22.29	Pass	15.5
		5230	Ant1	13.14	≤24.00	----	12.24	≤22.29	Pass	15.5
11AC20	SISO	5180	Ant1	13.18	≤24.00	----	12.28	≤22.29	Pass	15.5
		5200	Ant1	13.01	≤24.00	----	12.11	≤22.29	Pass	15.5
		5240	Ant1	13.11	≤24.00	----	12.21	≤22.29	Pass	15.5
11AC40	SISO	5190	Ant1	13.09	≤24.00	----	12.19	≤22.29	Pass	15.5
		5230	Ant1	13.16	≤24.00	----	12.26	≤22.29	Pass	15.5
11AC80	SISO	5210	Ant1	13.73	≤24.00	----	12.83	≤22.29	Pass	16
Note:The Maximum Conducted Power with duty cycle factor.										

BV Power Table For_U-NII-2A											
Test Mode	TX Mod.	Freq. (MHz)	Ant.	Maximum Conducted Power (dBm)	FCC Conducted Power Limit (dBm)	IC Conducted Power Limit (dBm)	EIRP (dBm)	FCC EIRP Limit	IC EIRP Limit	Verdict	Power Setting
11A	SISO	5260	Ant1	13.34	≤24.00	≤23.27	12.84	≤30.00	≤29.27	Pass	15.5
		5300	Ant1	13.06	≤24.00	≤23.27	12.56	≤30.00	≤29.27	Pass	15.5
		5320	Ant1	13.21	≤24.00	≤23.27	12.71	≤30.00	≤29.27	Pass	15.5
11N20	SISO	5260	Ant1	13.17	≤24.00	≤23.27	12.67	≤30.00	≤29.27	Pass	15.5
		5300	Ant1	13.03	≤24.00	≤23.27	12.53	≤30.00	≤29.27	Pass	15.5
		5320	Ant1	13.18	≤24.00	≤23.27	12.68	≤30.00	≤29.27	Pass	15.5
11N40	SISO	5270	Ant1	13.10	≤24.00	≤23.27	12.60	≤30.00	≤29.27	Pass	15.5
		5310	Ant1	13.08	≤24.00	≤23.27	12.58	≤30.00	≤29.27	Pass	15.5
11AC20	SISO	5260	Ant1	13.03	≤24.00	≤23.27	12.53	≤30.00	≤29.27	Pass	15.5
		5300	Ant1	13.07	≤24.00	≤23.27	12.57	≤30.00	≤29.27	Pass	
		5320	Ant1	13.34	≤24.00	≤23.27	12.84	≤30.00	≤29.27	Pass	15.5
11AC40	SISO	5270	Ant1	13.23	≤24.00	≤23.27	12.73	≤30.00	≤29.27	Pass	15.5
		5310	Ant1	13.46	≤24.00	≤23.27	12.96	≤30.00	≤29.27	Pass	15.5
11AC80	SISO	5210	Ant1	13.29	≤24.00	≤23.27	12.79	≤30.00	≤29.27	Pass	16
Note:The Maximum Conducted Power with duty cycle factor.											