BV Power Table For_U-NII-2C											
Test Mode	TX Mod.	Freq. (MHz)	Ant.	Maximum Conducted Power (dBm)	FCC Conducted Power Limit (dBm)	IC Conducted Power Limit (dBm)	EIRP (dBm)	FCC EIRP Limit	IC EIRP Limit	Verdict	Power Setting
11A	SISO	5500	Ant 1	13.34	≤24.00	≤23.26	13.54	≤30.00	≤30.00	Pass	15.5
		5580	Ant 1	13.04	≤24.00	≤23.26	13.24	≤30.00	≤30.00	Pass	15
		5700	Ant 1	13.43	≤24.00	≤23.26	13.63	≤30.00	≤30.00	Pass	15
11N20	SISO	5500	Ant 1	13.27	≤24.00	≤23.26	13.47	≤30.00	≤30.00	Pass	15.5
		5580	Ant 1	13.28	≤24.00	≤23.26	13.48	≤30.00	≤30.00	Pass	15.5
		5700	Ant 1	13.31	≤24.00	≤23.26	13.51	≤30.00	≤30.00	Pass	15
11N40	SISO	5510	Ant 1	13.20	≤24.00	≤23.26	13.40	≤30.00	≤30.00	Pass	15.5
		5550	Ant 1	13.32	≤24.00	≤23.26	13.52	≤30.00	≤30.00	Pass	15.5
		5670	Ant 1	13.28	≤24.00	≤23.26	13.48	≤30.00	≤30.00	Pass	15
11AC20	SISO	5500	Ant 1	13.35	≤24.00	≤23.26	13.55	≤30.00	≤30.00	Pass	15.5
		5580	Ant 1	13.32	≤24.00	≤23.26	13.52	≤30.00	≤30.00	Pass	15.5
		5700	Ant 1	13.15	≤24.00	≤23.26	13.35	≤30.00	≤30.00	Pass	15
11AC40	SISO	5510	Ant 1	13.24	≤24.00	≤23.26	13.44	≤30.00	≤30.00	Pass	15.5
		5550	Ant 1	13.37	≤24.00	≤23.26	13.57	≤30.00	≤30.00	Pass	15.5

		5670	Ant 1	13.34	≤24.00	≤23.26	13.54	≤30.00	≤30.00	Pass	15
11AC80	SISO	5530	Ant 1	13.54	≤24.00	≤23.26	13.74	≤30.00	≤30.00	Pass	16
Note:The Maximum Conducted Power with duty cycle factor.											

BV Power Table For_U-NII-3									
Test Mode	TX Mod.	Freq. (MHz)	Ant.	Maximum Conducted Power (dBm)	Conducted Power Limit (dBm)	EIRP (dBm)	IC EIRP Limit	Verdict	Power Setting
11A	SISO	5745	Ant1	13.37	≤30.00	12.37	≤36.00	Pass	15
		5785	Ant1	12.99	≤30.00	11.99	≤36.00	Pass	15
		5825	Ant1	13.25	≤30.00	12.25	≤36.00	Pass	15.5
11N20	SISO	5745	Ant1	13.13	≤30.00	12.13	≤36.00	Pass	15
		5785	Ant1	13.31	≤30.00	12.31	≤36.00	Pass	15
		5825	Ant1	13.19	≤30.00	12.19	≤36.00	Pass	15.5
11N40	SISO	5755	Ant1	13.37	≤30.00	12.37	≤36.00	Pass	15
		5795	Ant1	13.22	≤30.00	12.22	≤36.00	Pass	15.5
11AC20	SISO	5745	Ant1	13.02	≤30.00	12.02	≤36.00	Pass	15
		5785	Ant1	13.06	≤30.00	12.06	≤36.00	Pass	15
		5825	Ant1	13.14	≤30.00	12.14	≤36.00	Pass	15.5
11AC40	SISO	5755	Ant1	13.20	≤30.00	12.20	≤36.00	Pass	15
		5795	Ant1	13.34	≤30.00	12.34	≤36.00	Pass	15.5
11AC80	SISO	5775	Ant1	13.87	≤30.00	12.87	≤36.00	Pass	16
Note:The Maximum Conducted Power with duty cycle factor.									

MAXIMUM POWER SPECTRAL DENSITY

TEST RESULT

TestMode	Antenna	Frequency[MHz]	Result [dBm/MHz]	Limit[dBm/MHz]	Verdict
11A	Ant1	5180	4.18	≤11.00	PASS
		5200	4.18	≤11.00	PASS
		5240	4.64	≤11.00	PASS
		5260	4.70	≤11.00	PASS
		5300	4.74	≤11.00	PASS
		5320	4.69	≤11.00	PASS
		5500	4.71	≤11.00	PASS
		5580	4.69	≤11.00	PASS
		5700	4.35	≤11.00	PASS
		5745	1.72	≤30.00	PASS
		5785	1.68	≤30.00	PASS
		5825	1.93	≤30.00	PASS
11N20SISO	Ant1	5180	4.41	≤11.00	PASS
		5200	4.41	≤11.00	PASS
		5240	4.48	≤11.00	PASS
		5260	4.48	≤11.00	PASS
		5300	4.61	≤11.00	PASS
		5320	4.40	≤11.00	PASS
		5500	4.72	≤11.00	PASS
		5580	4.87	≤11.00	PASS
		5700	4.25	≤11.00	PASS
		5745	1.50	≤30.00	PASS
		5785	1.87	≤30.00	PASS
		5825	1.66	≤30.00	PASS
11N40SISO	Ant1	5190	1.67	≤11.00	PASS
		5230	1.86	≤11.00	PASS
		5270	1.72	≤11.00	PASS
		5310	1.71	≤11.00	PASS
		5510	1.74	≤11.00	PASS
		5550	2.15	≤11.00	PASS
		5670	1.79	≤11.00	PASS

		5755	-1.41	≤30.00	PASS
		5795	-1.14	≤30.00	PASS
11AC20SISO	Ant1	5180	4.13	≤11.00	PASS
		5200	4.26	≤11.00	PASS
		5240	4.83	≤11.00	PASS
		5260	4.81	≤11.00	PASS
		5300	4.65	≤11.00	PASS
		5320	4.67	≤11.00	PASS
		5500	4.53	≤11.00	PASS
		5580	5.04	≤11.00	PASS
		5700	3.95	≤11.00	PASS
		5745	1.37	≤30.00	PASS
		5785	1.41	≤30.00	PASS
		5825	1.85	≤30.00	PASS
11AC40SISO	Ant1	5190	1.89	≤11.00	PASS
		5230	1.95	≤11.00	PASS
		5270	2.05	≤11.00	PASS
		5310	1.31	≤11.00	PASS
		5510	1.59	≤11.00	PASS
		5550	1.77	≤11.00	PASS
		5670	1.40	≤11.00	PASS
		5755	-1.52	≤30.00	PASS
		5795	-1.52	≤30.00	PASS
11AC80SISO	Ant1	5210	-1.44	≤11.00	PASS
		5290	-1.24	≤11.00	PASS
		5530	-1.53	≤11.00	PASS
		5610	-1.19	≤11.00	PASS
		5775	-3.56	≤30.00	PASS

Note: 1. The Result and Limit Unit is dBm/500 kHz in the band 5.725-5.85 GHz.
2. The Duty Cycle Factor and RBW Factor is compensated in the graph.

TEST GRAPHS

11A_Ant1_5180

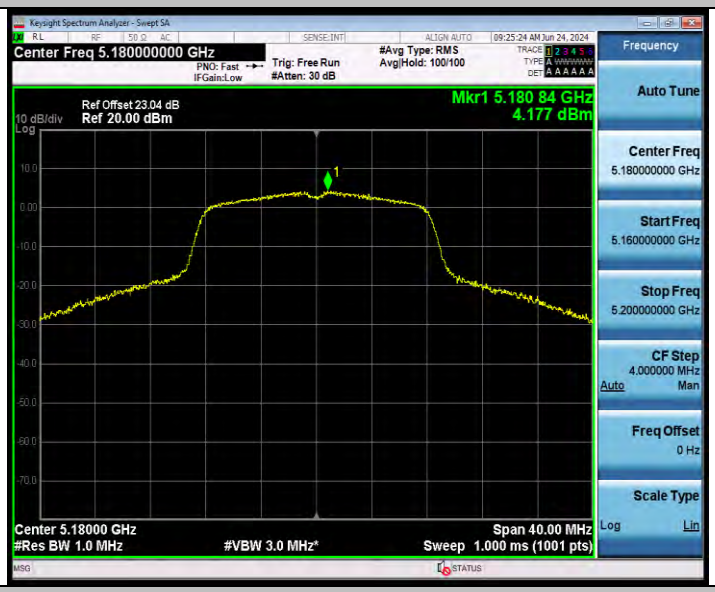

11A_Ant1_5200

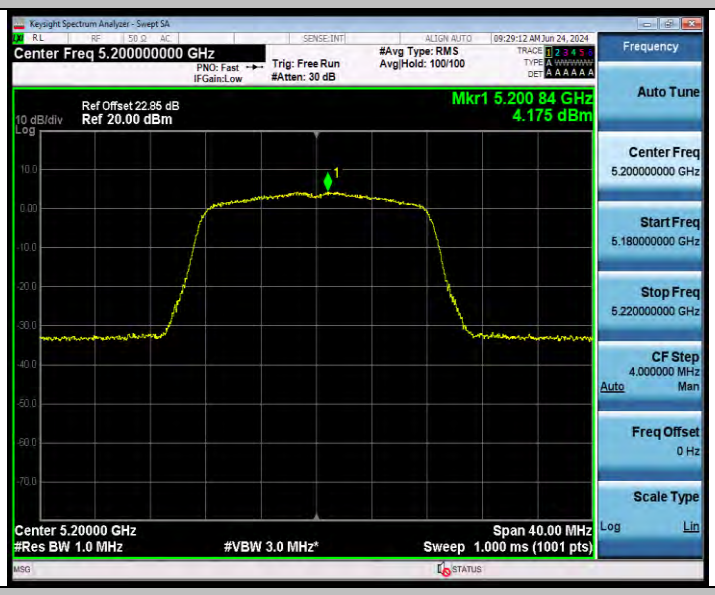

11A_Ant1_5240

11A_Ant1_5260

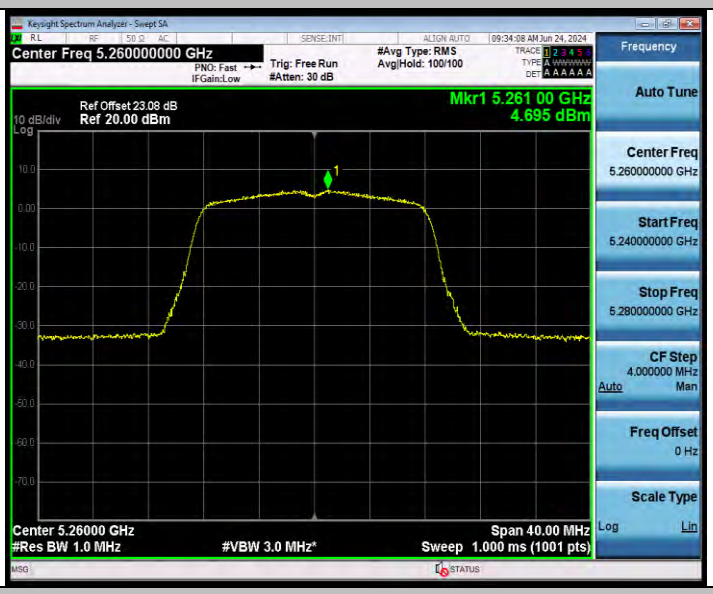

11A_Ant1_5300

11A_Ant1_5320

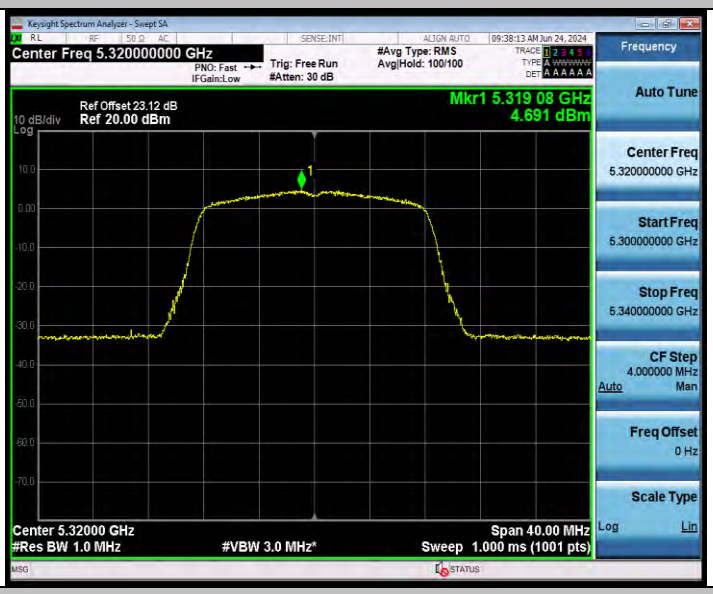

11A_Ant1_5500

11A_Ant1_5580

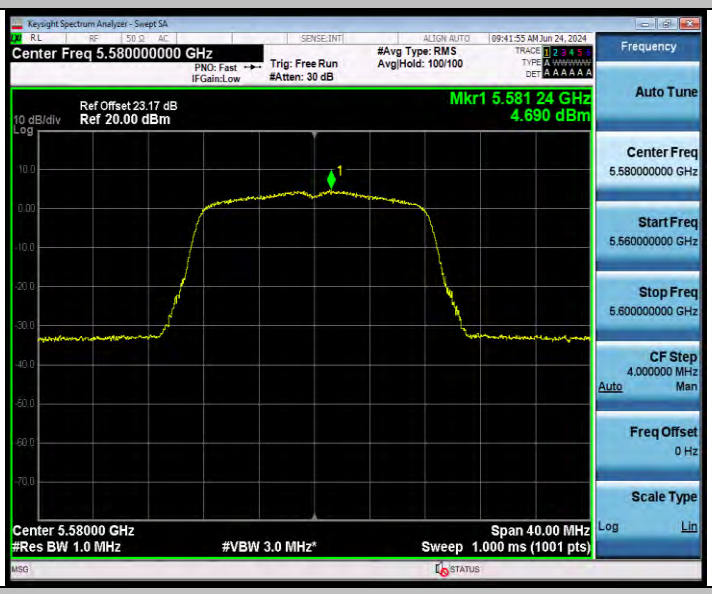

11A_Ant1_5700

11A_Ant1_5745

11A_Ant1_5785

11A_Ant1_5825

11N20SISO_Ant1_5180

11N20SISO_Ant1_5200

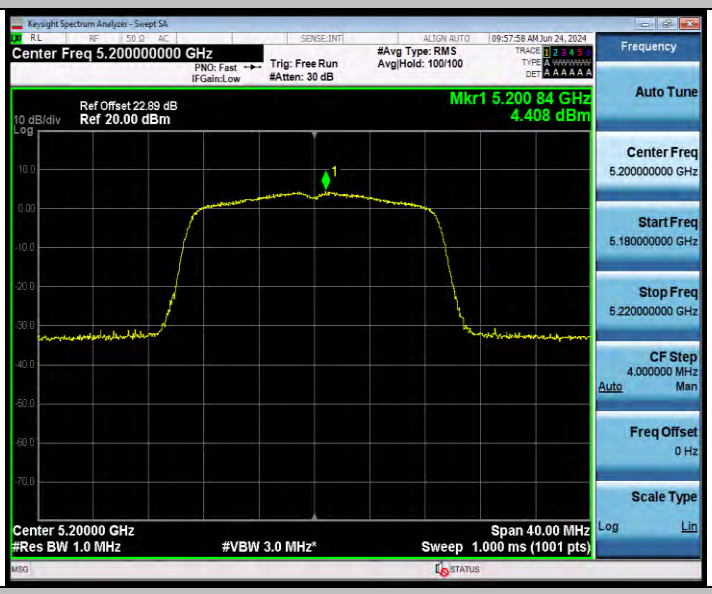

11N20SISO_Ant1_5240

11N20SISO_Ant1_5260

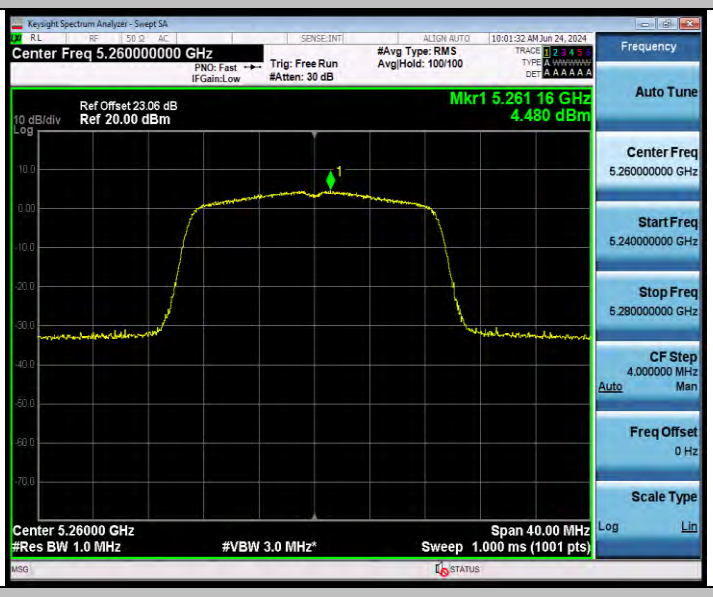

11N20SISO_Ant1_5300

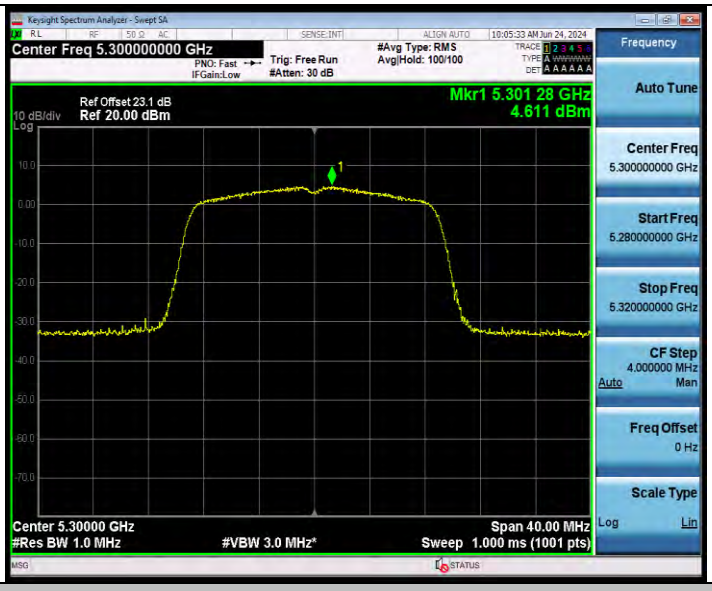

11N20SISO_Ant1_5320

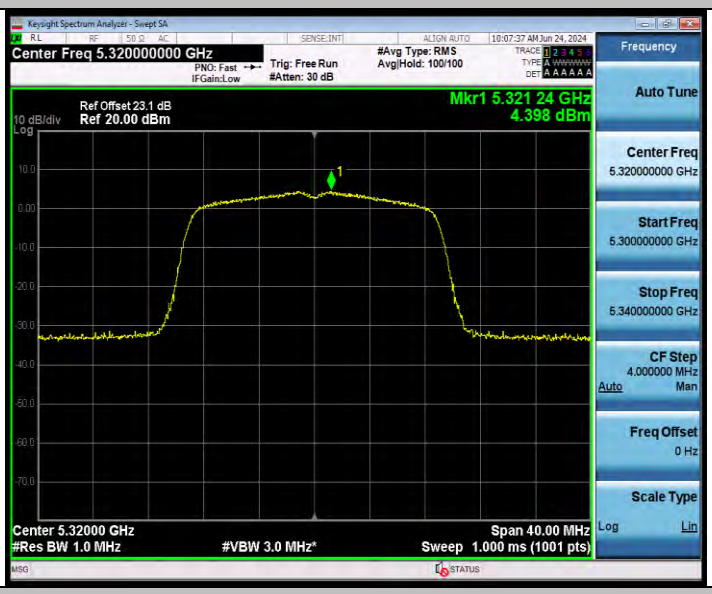

11N20SISO_Ant1_5500

11N20SISO_Ant1_5580

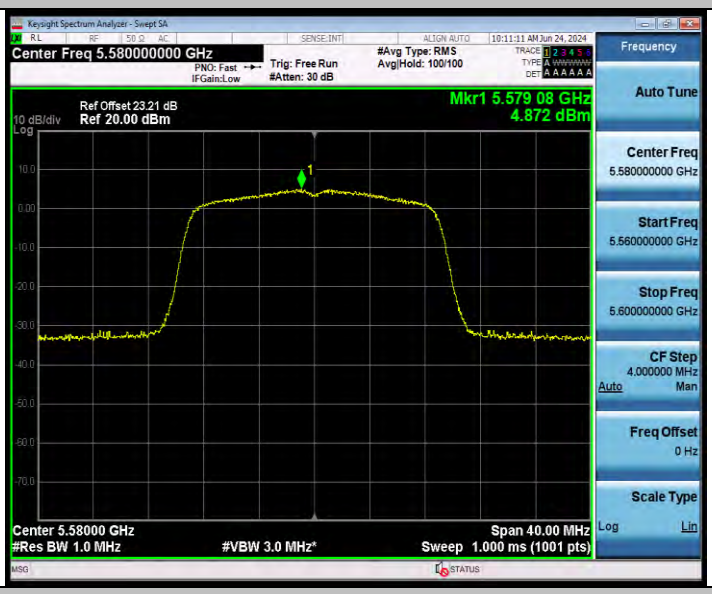

11N20SISO_Ant1_5700

11N20SISO_Ant1_5745

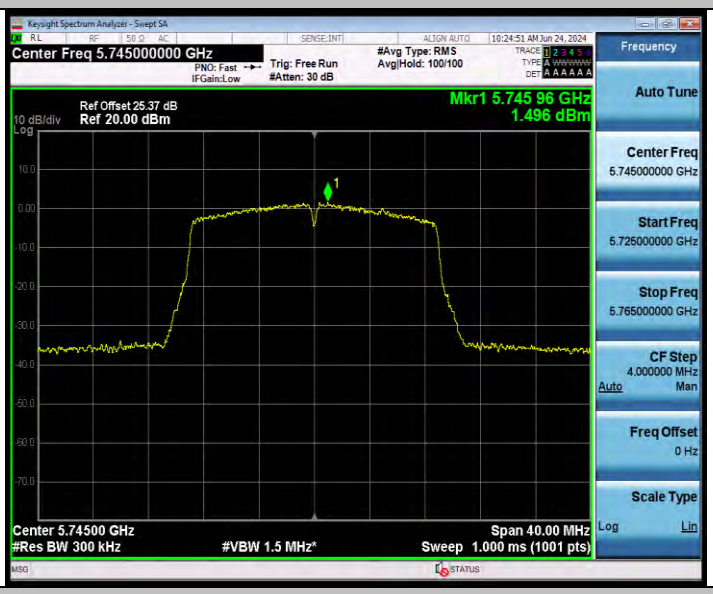

11N20SISO_Ant1_5785

11N20SISO_Ant1_5825

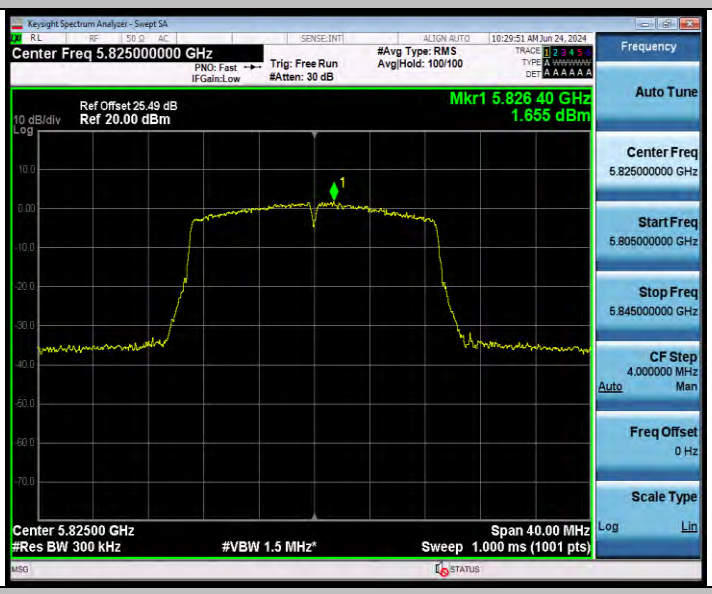

11N40SISO_Ant1_5190

11N40SISO_Ant1_5230

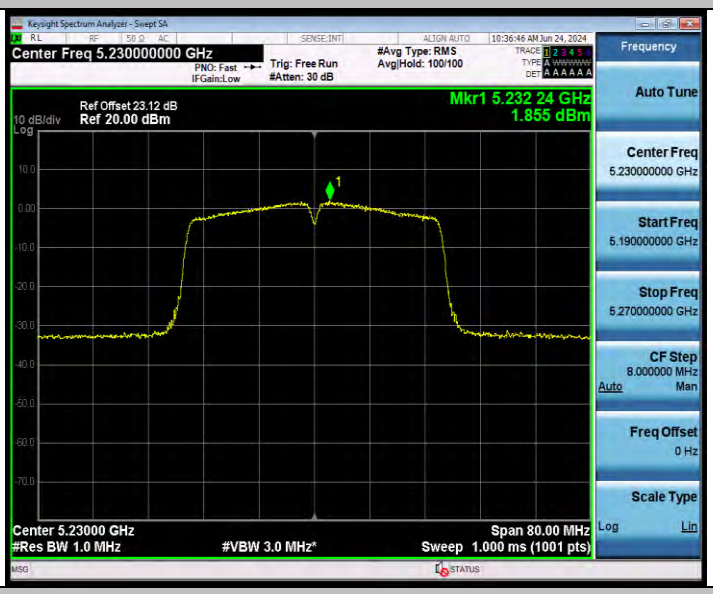

11N40SISO_Ant1_5270

11N40SISO_Ant1_5310

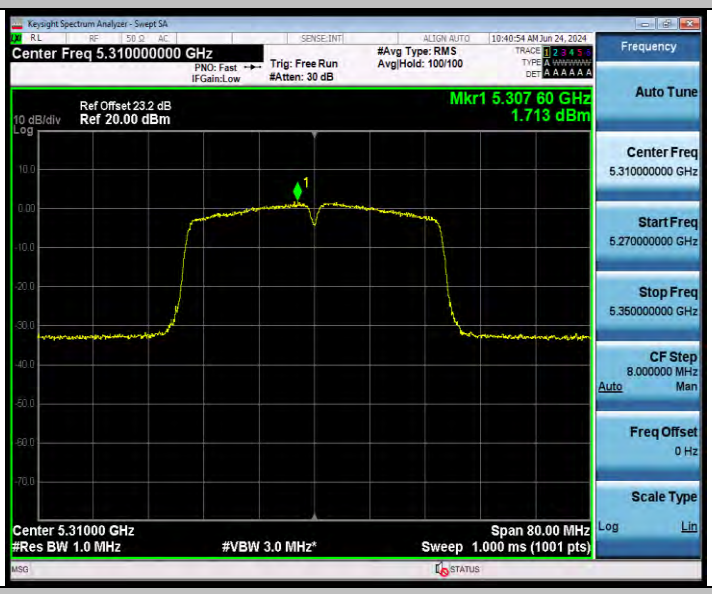

11N40SISO_Ant1_5510

11N40SISO_Ant1_5550

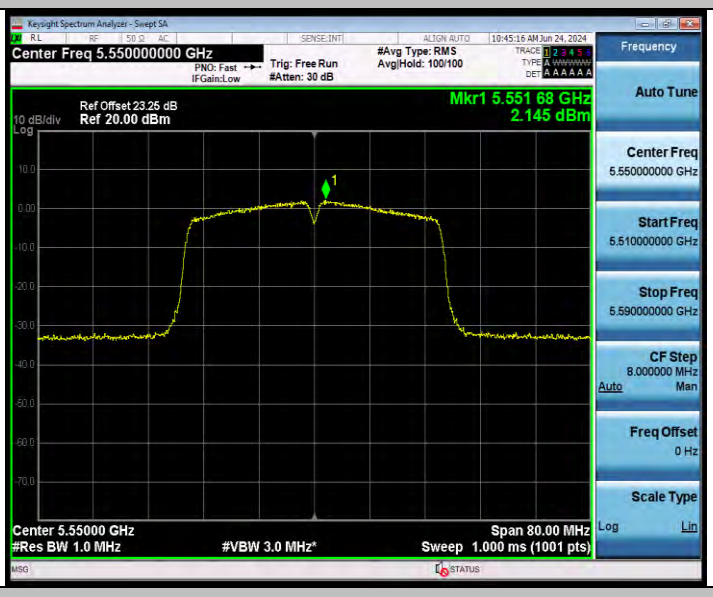

11N40SISO_Ant1_5670

11N40SISO_Ant1_5755

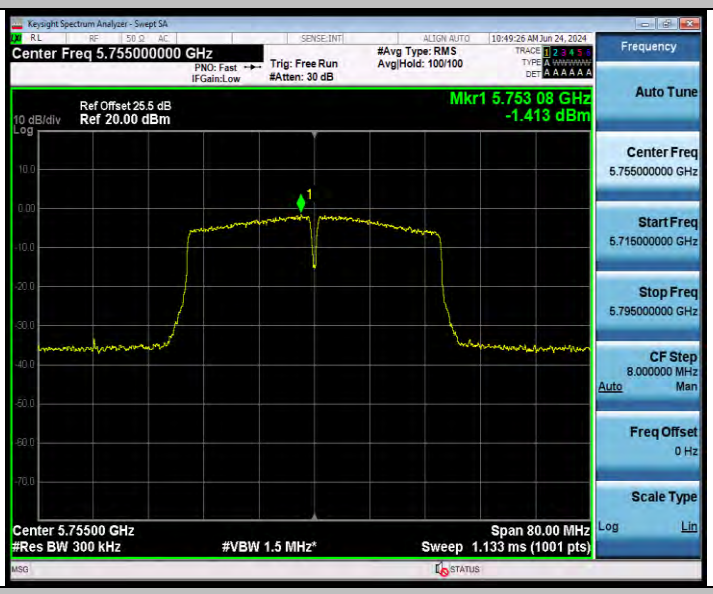

11N40SISO_Ant1_5795

11AC20SISO_Ant1_5180

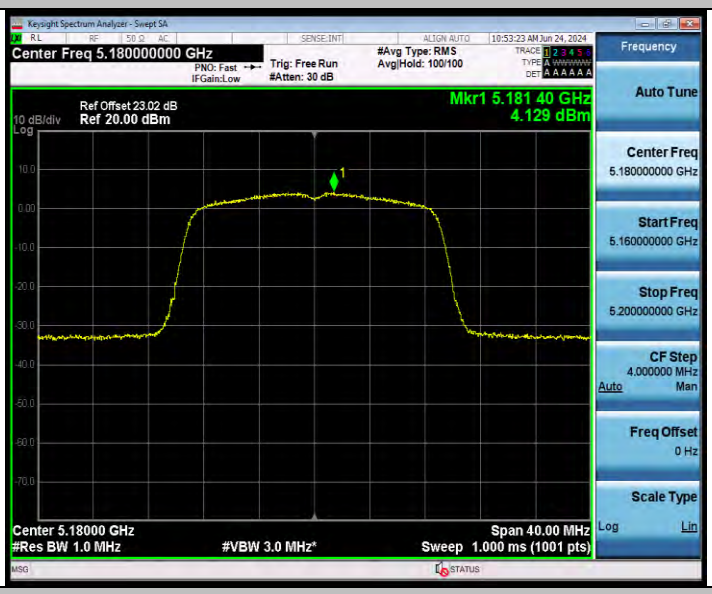

11AC20SISO_Ant1_5200

11AC20SISO_Ant1_5240

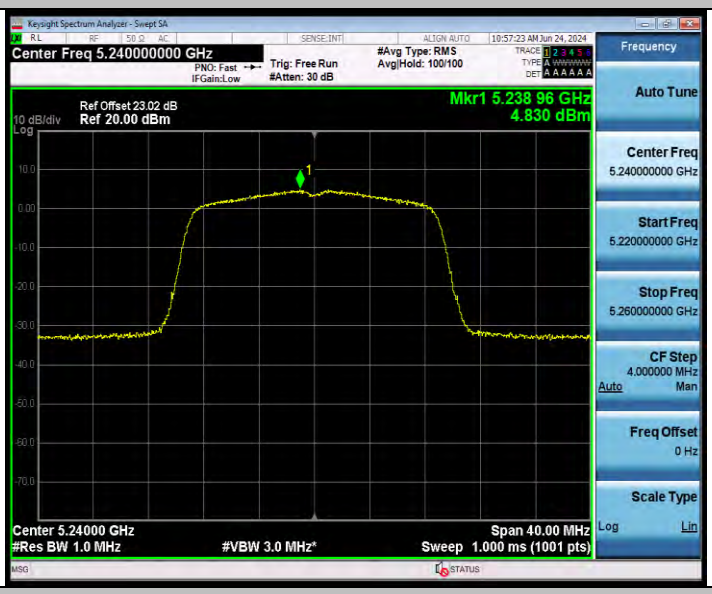

11AC20SISO_Ant1_5260

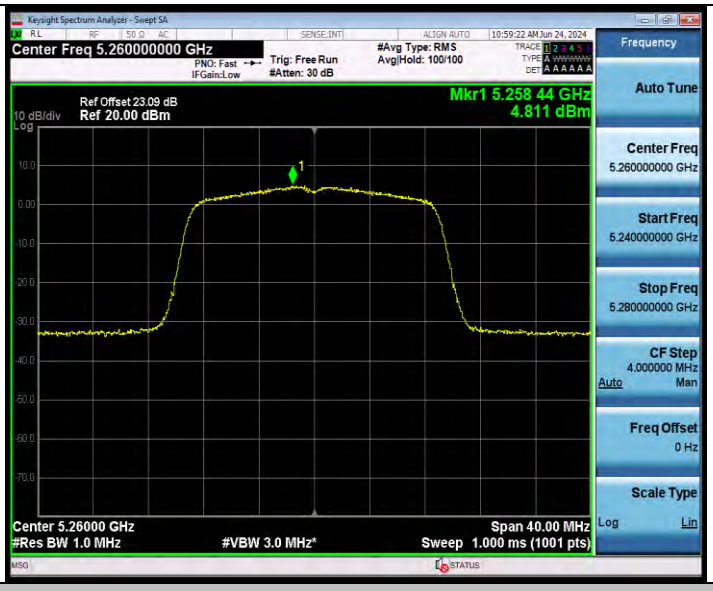

11AC20SISO_Ant1_5300

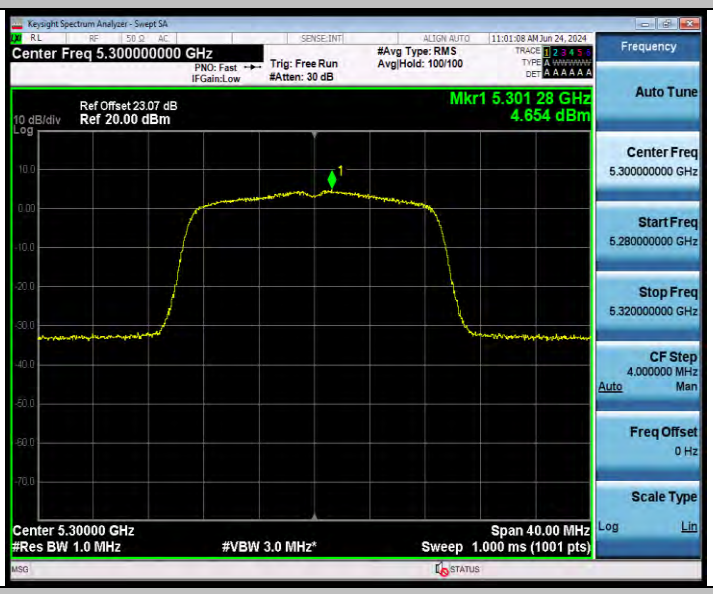

11AC20SISO_Ant1_5320

11AC20SISO_Ant1_5500

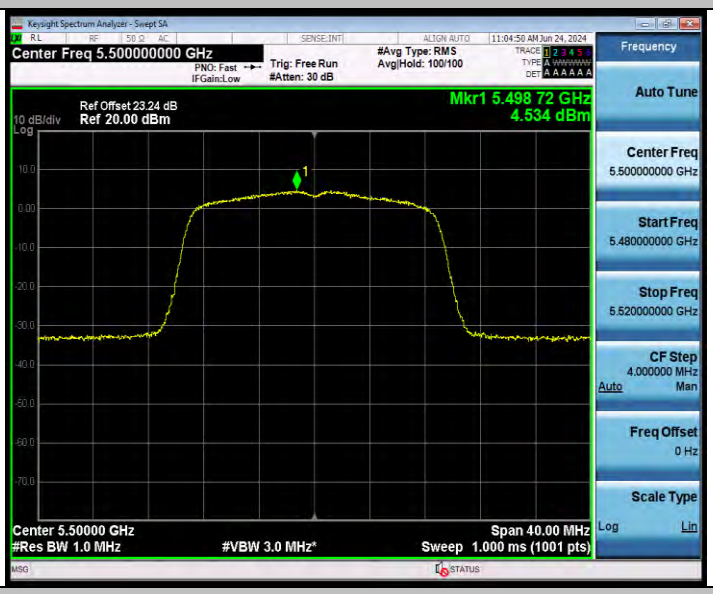

11AC20SISO_Ant1_5580

11AC20SISO_Ant1_5700

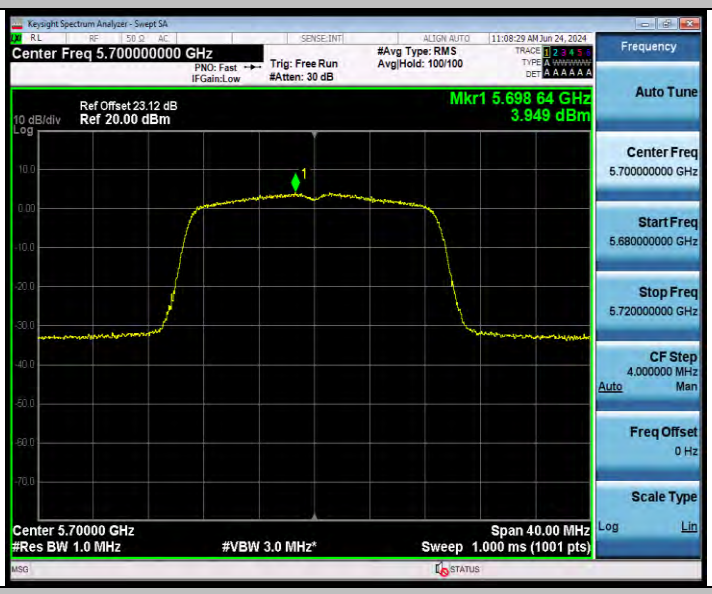

11AC20SISO_Ant1_5745

11AC20SISO_Ant1_5785

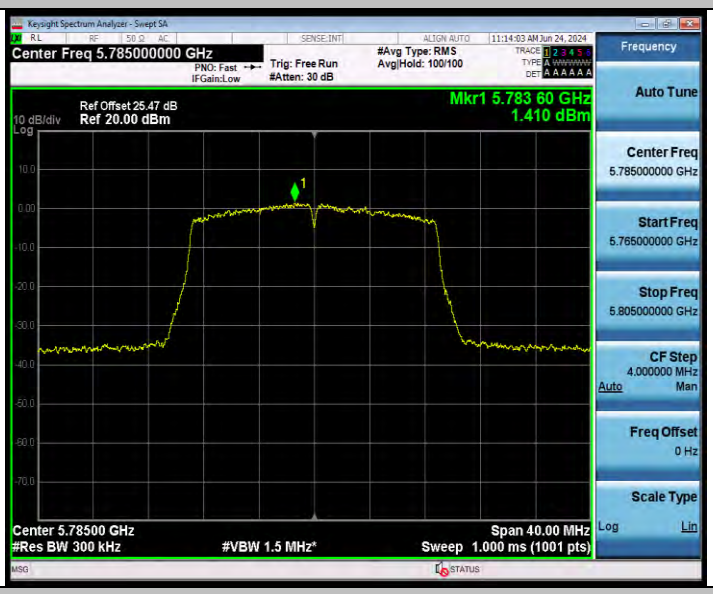

11AC20SISO_Ant1_5825

11AC40SISO_Ant1_5190

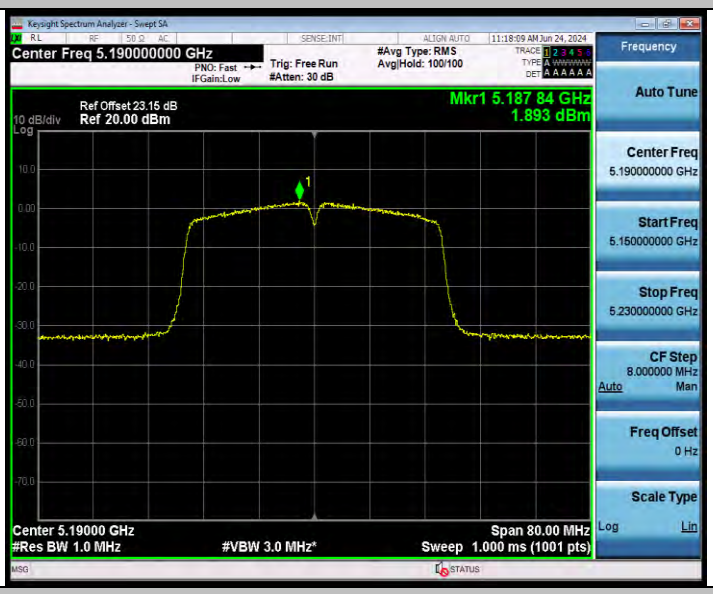

11AC40SISO_Ant1_5230

11AC40SISO_Ant1_5270

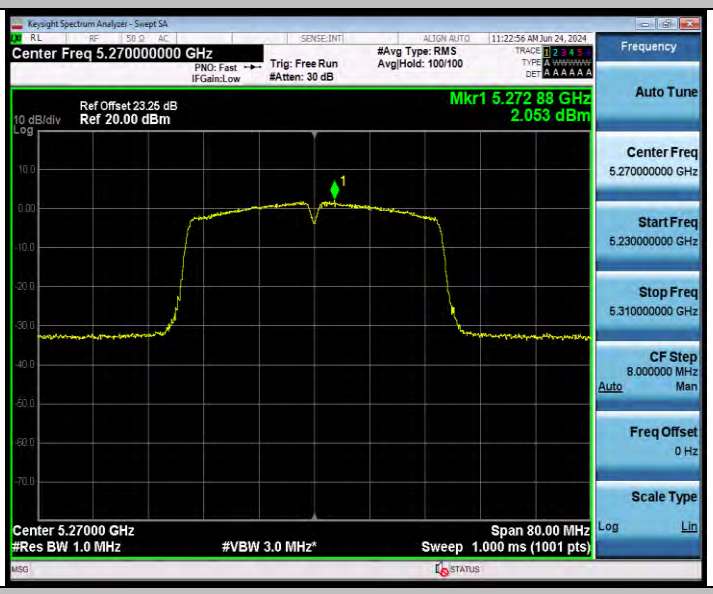

11AC40SISO_Ant1_5310

11AC40SISO_Ant1_5510

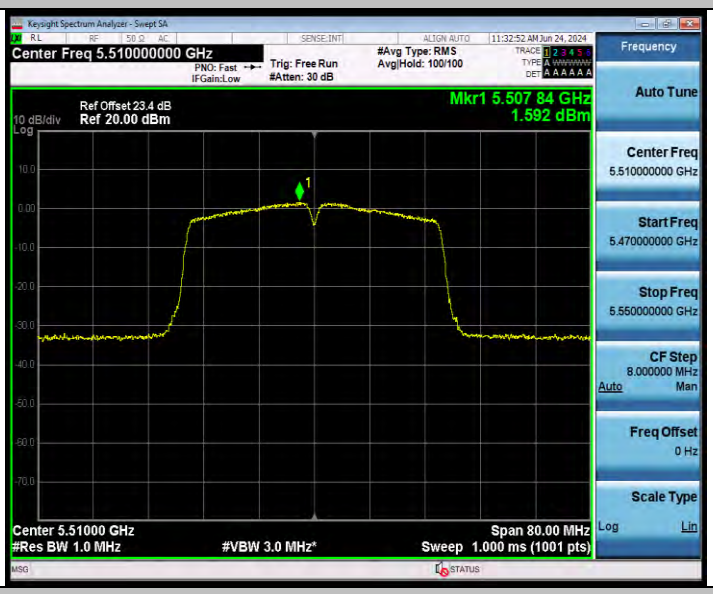

11AC40SISO_Ant1_5550

11AC40SISO_Ant1_5670

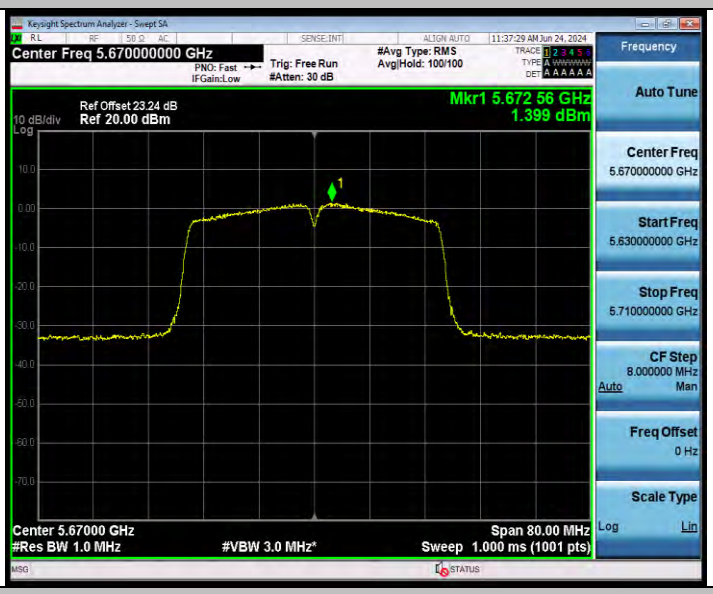

11AC40SISO_Ant1_5755

11AC40SISO_Ant1_5795

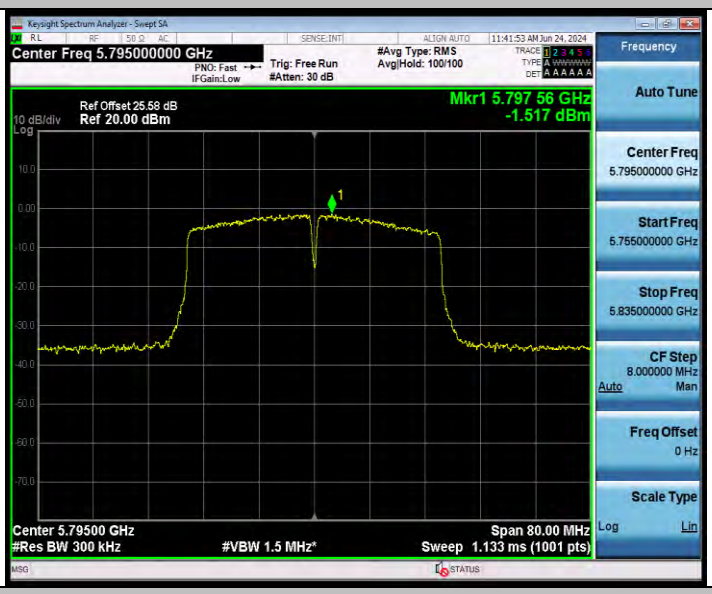

11AC80SISO_Ant1_5210

11AC80SISO_Ant1_5290

11AC80SISO_Ant1_5530

11AC80SISO_Ant1_5610

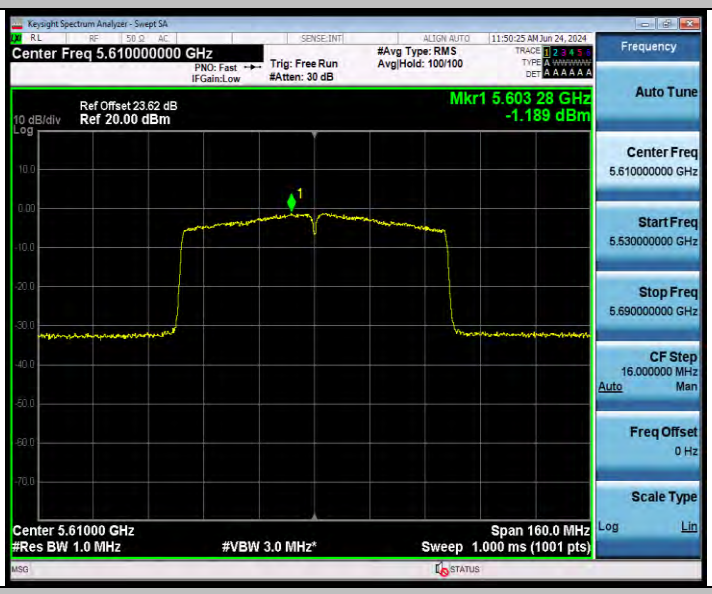

11AC80SISO_Ant1_5775

Keysight Spectrum Analyzer - Swept SA
Center Freq 5.775000000 GHz
PNO: Fast
IFGain:Low
Trig: Free Run
#Atten: 30 dB
#Avg Type: RMS
Avg|Hold: 100/100
11:53:26 AM Jun 24, 2024
Ref Offset 25.94 dB
10 dB/div
Ref 20.00 dBm
Log
Mkr1 5.777 72 GHz
-3.558 dBm
Center 5.77500 GHz
#Res BW 300 kHz
#VBW 1.5 MHz*
Span 160.0 MHz
Sweep 2.200 ms (1001 pts)
Frequency
Auto Tune
Center Freq
5.775000000 GHz
Start Freq
5.695000000 GHz
Stop Freq
5.855000000 GHz
CF Step
16.000000 MHz
Auto
Man
Freq Offset
0 Hz
Scale Type
Log
Lin

---END---