TEST REPORT

Applicant:	Xiaomi Communications Co., Ltd.
Address:	#019, 9th Floor, Building 6, 33 Xi'erqi Middle Road, Haidian District, Beijing, China, 100085
Equipment Type:	Tablet Computer
Model Name:	2505DRP06G
Brand Name:	Redmi
FCC ID:	2AFZZRP06G
Test Standard:	47 CFR Part 15 Subpart E (refer to section 3.1)
Sample Arrival Date:	Feb. 10, 2025
Test Date:	Feb. 16, 2025 - Feb. 21, 2025
Date of Issue:	Mar. 12, 2025

ISSUED BY:

Shenzhen BALUN Technology Co., Ltd.

Tested by: Yu Yingyuan **Checked by:** Ye Hongji **Approved by:** Sunny Zou (Technical Director)

Revision History

Version	Issue Date	Revisions
Rev. 01	Mar. 12, 2025	Initial Issue

TABLE OF CONTENTS

1 GENERAL INFORMATION 4
1.1 Test Laboratory 4
1.2 Test Location 4
2 PRODUCT INFORMATION 5
2.1 Applicant Information 5
2.2 Manufacturer Information 5
2.3 General Description for Equipment under Test (EUT) 5
2.4 Technical Information 5
2.5 Channel List 7
3 SUMMARY OF TEST RESULTS 10
3.1 Test Standards 10
3.2 Test Verdict 10
4 GENERAL TEST CONFIGURATIONS 11
4.1 Test Environments 11
4.2 Test Equipment List 11
4.3 Test Software List 11
4.4 Measurement Uncertainty 12
4.5 Description of Test Setup 12
5 TEST ITEMS 15
5.1 RF Output Power 15
5.2 Emission Bandwidth and 6 dB Bandwidth 17
5.3 Power Spectral density (PSD) 18
5.4 Conducted Emission 19
5.5 Radiated Spurious Emissions and Band Edge (Restricted-band) 20

ANNEX A TEST RESULT 25
A.1 RF Output Power 25
A.2 Emission Bandwidth & 99% Bandwidth 28
A.3 6 dB Bandwidth 30
A.4 Power Spectral Density 31
A.5 Conducted Emissions 33
A.6 Radiated Spurious Emissions and Band Edge (Restricted-band) 35
ANNEX B TEST SETUP PHOTOS 109
ANNEX C EUT EXTERNAL PHOTOS 109
ANNEX D EUT INTERNAL PHOTOS 109

1 GENERAL INFORMATION

1.1 Test Laboratory

Name	Shenzhen BALUN Technology Co., Ltd.
Address	Block B, 1/F, Baisha Science and Technology Park, Shahe Xi Road, Nanshan District, Shenzhen, Guangdong Province, P. R. China
Phone Number	+86 755 6685 0100

1.2 Test Location

Name	Shenzhen BALUN Technology Co., Ltd.
Location	☑ Block B, 1/F, Baisha Science and Technology Park, Shahe Xi Road, Nanshan District, Shenzhen, Guangdong Province, P. R. China
	☐ 1/F, Building B, Ganghongji High-tech Intelligent Industrial Park, No. 1008, Songbai Road, Yangguang Community, Xili Sub-district, Nanshan District, Shenzhen, Guangdong Province, P. R. China
Accreditation Certificate	The laboratory is a testing organization accredited by FCC as a accredited testing laboratory. The designation number is CN1196.

2 PRODUCT INFORMATION

2.1 Applicant Information

Applicant	Xiaomi Communications Co., Ltd.
Address	#019, 9th Floor, Building 6, 33 Xi'erqi Middle Road, Haidian District, Beijing, China, 100085

2.2 Manufacturer Information

Manufacturer	Xiaomi Communications Co., Ltd.
Address	#019, 9th Floor, Building 6, 33 Xi'erqi Middle Road, Haidian District, Beijing, China, 100085

2.3 General Description for Equipment under Test (EUT)

EUT Name	Tablet Computer
Model Name Under Test	2505DRP06G
Series Model Name	N/A
Description of Model name differentiation	N/A
Hardware Version	135100O84X
Software Version	Xiaomi HyperOS 2.1
Dimensions (Approx.)	N/A
Weight (Approx.)	N/A
EUT ID	S24, S34
IMEI Number	S24: IMEI1:869433070017226; IMEI2:869433070017234
	S34: IMEI1:869433070025468; IMEI2:869433070025476

2.4 Technical Information

Network and Wireless connectivity	2G Network GSM/GPRS/EDGE 850/900/1800/1900 3G Network WCDMA/HSDPA/HSUPA Band 1/2/4/5/6/8/19 4G Network FDD LTE Band 1/2/3/4/5/7/8/13/18/19/20/26/28/66 TDD LTE Band 38/40/41 Bluetooth (BR+EDR+BLE) WIFI 802.11a, 802.11b, 802.11g, 802.11n(HT20/40) and 802.11ac(VHT20/40/80) GPS, GLONASS, Galileo, BDS, QZSS, FM Receiver

The requirement for the following technical information of the EUT was tested in this report:

Frequency Range	U-NII-1: 5150 MHz to 5250 MHz, U-NII-2A: 5250 MHz to 5350 MHz, U-NII-2C: 5470 MHz to 5725 MHz, U-NII-3: 5725 MHz to 5850 MHz
Product Type	☐ Mobile ☒ Portable ☐ Fix Location
Modulation technology	OFDM
Modulation Type	256QAM, 64QAM, 16QAM, BPSK, QPSK
Transfer Rate (Mbps) (Single RF path)	802.11a: 54/ 48/ 36/ 24/ 18/ 12/ 9/ 6 Mbps 802.11n: up to 150 Mbps 802.11ac: up to VHT-MCS9
Channel Bandwidth	802.11a: 20 MHz 802.11n: 20 MHz, 40 MHz 802.11ac: 20 MHz, 40 MHz, 80 MHz
Maximum Output Power	U-NII-1: 55.59 mW U-NII-2A: 55.08 mW U-NII-2C: 51.76 mW U-NII-3: 49.32 mW
Antenna System (eg., MIMO, Smart Antenna)	N/A
Categorization as Correlated or Completely Uncorrelated	N/A
Antenna Type	PIFA Antenna
Antenna Gain	U-NII-1: 5150 MHz to 5250 MHz: -2.8 dBi U-NII-2A: 5250 MHz to 5350 MHz: -2.7 dBi U-NII-2C: 5470 MHz to 5725 MHz: -2.6 dBi U-NII-3: 5725 MHz to 5850 MHz: -2.8 dBi
About the Product	The equipment is Tablet Computer, intended for used with information technology equipment.

Note: The above EUT information in section 2.4 was declared by manufacturer and for more detailed features description, please refer to the manufacturer's specifications or user's manual.

2.5 Channel List

20 MHz		40 MHz		80 MHz	
Channel Number	Frequency (MHz)	Channel Number	Frequency (MHz)	Channel Number	Frequency (MHz)
36	**5180**	**38**	**5190**	**42**	**5210**
40	5200	**46**	**5230**	**58**	**5290**
44	**5220**	**54**	**5270**	**106**	**5530**
48	**5240**	**62**	**5310**	122	5610
52	**5260**	**102**	**5510**	**155**	**5775**
56	5280	110	5550		
60	**5300**	118	5590		
64	**5320**	126	5630		
100	**5500**	134	5670		
104	5520	**151**	**5755**		
108	5540	**159**	**5795**		
112	5560				
116	**5580**				
120	5600				
124	5620				
128	5640				
132	5660				
136	5680				
140	**5700**				
149	**5745**				
153	5765				
157	**5785**				
161	5805				
165	**5825**				

The Lowest frequency, the middle frequency and the highest frequency of channel were selected to perform the test, and the selected channel see below:

For 802.11a/n(HT20)/ac(VHT20)

U-NII-1 (5150 - 5250 MHz)			U-NII-2A (5250 - 5350 MHz)		
Channel Number	Channel	Frequency (MHz)	Channel Number	Channel	Frequency (MHz)
36	Low	5180	52	Low	5260
44	Mid	5220	60	Mid	5300
48	High	5240	64	High	5320

U-NII-2C (5470 - 5725 MHz)			U-NII-3 (5725 - 5850 MHz)		
Channel Number	Channel	Frequency (MHz)	Channel Number	Channel	Frequency (MHz)
100	Low	5500	149	Low	5745
116	Mid	5580	157	Mid	5785
140	High	5700	165	High	5825

For 802.11n(HT40)/ac(VHT40)

U-NII-1 (5150 - 5250 MHz)			U-NII-2A (5250 - 5350 MHz)		
Channel Number	Channel	Frequency (MHz)	Channel Number	Channel	Frequency (MHz)
38	Low	5190	54	Low	5270
46	High	5230	62	High	5310

U-NII-2C (5470 - 5725 MHz)			U-NII-3 (5725 - 5850 MHz)		
Channel Number	Channel	Frequency (MHz)	Channel Number	Channel	Frequency (MHz)
102	Low	5510	151	Low	5755
118	Mid	5590	159	High	5795
134	High	5670	--	--	--

For 802.11ac(VHT80)

U-NII-1 (5150 - 5250 MHz)			U-NII-2A (5250 - 5350 MHz)		
Channel Number	Channel	Frequency (MHz)	Channel Number	Channel	Frequency (MHz)
42	Mid	5210	58	Mid	5290

U-NII-2C (5470 - 5725 MHz)			U-NII-3 (5725 - 5850 MHz)		
Channel Number	Channel	Frequency (MHz)	Channel Number	Channel	Frequency (MHz)
106	Low	5530	155	Mid	5775
122	High	5610	--	--	--

Note: Preliminary tests were performed in different data rate in above table to find the worst radiated emission. The data rate shown in the table below is the worst-case rate with respect to the specific test item. Investigation has been done on all the possible configurations for searching the worst cases. The following table is a list of the test modes shown in this test report.

Test Items	Mode	Data Rate	Modulation Type	U-NII-1 Channel	U-NII-2A Channel	U-NII-2C Channel	U-NII-3 Channel
RF Output Power	11a	6	BPSK	48/44/36	64/60/52	140/116/100	165/157/149
	11n(20 MHz)	6.5		48/44/36	64/60/52	140/116/100	165/157/149
	11n(40 MHz)	13.5		46/38	62/54	134/118/102	159/151
	11ac(20 MHz)	6.5		48/44/36	64/60/52	140/116/100	165/157/149
	11ac(40 MHz)	13.5		46/38	62/54	134/118/102	159/151
	11ac(80 MHz)	29.3		42	58	122/106	155
Emission Bandwidth & 99% Occupied Bandwidth	11a	6	BPSK	48/44/36	64/60/52	140/116/100	165/157/149
	11n(20 MHz)	6.5		48/44/36	64/60/52	140/116/100	165/157/149
	11n(40 MHz)	13.5		46/38	62/54	134/118/102	159/151
	11ac(20 MHz)	6.5		48/44/36	64/60/52	140/116/100	165/157/149
	11ac(40 MHz)	13.5		46/38	62/54	134/118/102	159/151
	11ac(80 MHz)	29.3		42	58	122/106	155
6 dB bandwidth	11a	6	BPSK	N/A	N/A	N/A	165/157/149
	11n(20 MHz)	6.5		N/A	N/A	N/A	165/157/149
	11n(40 MHz)	13.5		N/A	N/A	N/A	159/151
	11ac(20 MHz)	6.5		N/A	N/A	N/A	165/157/149
	11ac(40 MHz)	13.5		N/A	N/A	N/A	159/151
	11ac(80 MHz)	29.3		N/A	N/A	N/A	155
Power Spectral Density	11a	6	BPSK	48/44/36	64/60/52	140/116/100	165/157/149
	11n(20 MHz)	6.5		48/44/36	64/60/52	140/116/100	165/157/149
	11n(40 MHz)	13.5		46/38	62/54	134/118/102	159/151
	11ac(20 MHz)	6.5		48/44/36	64/60/52	140/116/100	165/157/149
	11ac(40 MHz)	13.5		46/38	62/54	134/118/102	159/151
	11ac(80 MHz)	29.3		42	58	122/106	155
Radiated Spurious Emissions	11a	6	BPSK	48/44/36	64/60/52	140/116/100	165/157/149
	11n(20 MHz)	6.5		48/44/36	64/60/52	140/116/100	165/157/149
	11n(40 MHz)	13.5		46/38	62/54	134/118/102	159/151
	11ac(20 MHz)	6.5		48/44/36	64/60/52	140/116/100	165/157/149
	11ac(40 MHz)	13.5		46/38	62/54	134/118/102	159/151
	11ac(80 MHz)	29.3		42	58	122/106	155
Band Edge (Restricted-band)	11a	6	BPSK	48/36	64/52	140/100	165/149
	11n(20 MHz)	6.5		48/36	64/52	140/100	165/149
	11n(40 MHz)	13.5		46/38	62/54	134/102	159/151
	11ac(20 MHz)	6.5		48/36	64/52	140/100	165/149
	11ac(40 MHz)	13.5		46/38	62/54	134/102	159/151
	11ac(80 MHz)	29.3		42	58	122/106	155

3 SUMMARY OF TEST RESULTS

3.1 Test Standards

No.	Identity	Document Title
1	47 CFR Part 15 Subpart E	Unlicensed National Information Infrastructure Devices
2	KDB Publication 789033 D02v02r01	Guidelines for Compliance Testing of Unlicensed National Information Infrastructure (U-NII) Devices Part 15, Subpart E
3	ANSI C63.10-2013	American National Standard for Testing Unlicensed Wireless Devices

3.2 Test Verdict

No.	Description	FCC Part No.	Test Result	Verdict
1	Antenna Requirement	15.203	--	Pass[Note1]
2	RF Output Power	15.407(a)	ANNEX A.1	Pass
3	Emission Bandwidth & 99% Occupied Bandwidth	15.407(a)	ANNEX A.2	Pass
4	6 dB bandwidth	15.407(e)	ANNEX A.3	Pass
5	Power Spectral Density	15.407(a)	ANNEX A.4	Pass
6	Conducted Emission	15.207	ANNEX A.5	Pass
7	Radiated Spurious Emissions and Band Edge (Restricted-band)	15.407(b)	ANNEX A.6	Pass

Note [1]: The EUT has a permanently and irreplaceable attached antenna, which complies with the requirement FCC 15.203.

Note [2]: Under all normal operating conditions specified in the user manual, frequency stability can keep radiation within the operating frequency band.

4 GENERAL TEST CONFIGURATIONS

4.1 Test Environments

During the measurement, the normal environmental conditions were within the listed ranges:

Relative Humidity	36% to 64%	
Atmospheric Pressure	100 kPa to 102 kPa	
Temperature	NT (Normal Temperature)	+21.4℃ to +25.0℃
Working Voltage of the EUT	NV (Normal Voltage)	3.84 V

4.2 Test Equipment List

Description	Manufacturer	Model	Serial No.	Cal. Date	Cal. Due
Spectrum Analyzer	ROHDE&SCHWARZ	FSV-40	101544	2024.12.16	2025.12.15
Spectrum Analyzer	KEYSIGHT	N9020A	MY56060183	2024.08.01	2025.07.31
Signaling Unit	ROHDE&SCHWARZ	CMW500	142028	2024.05.08	2025.05.07
Power Sensor	KEYSIGHT	U2063XA	MY58000251	2024.07.04	2025.07.03
Spectrum Analyzer	KEYSIGHT	N9020A	MY52510065	2024.08.01	2025.07.31
Signaling Unit	ROHDE&SCHWARZ	CMW500	171150	2024.05.22	2025.05.21
Test Antenna-Horn	SCHWARZBECK	BBHA 9120D	01631	2022.02.23	2025.02.22
Test Antenna-Horn	A-INFO	LB-180400KF	J211060273	2024.06.15	2027.06.14
Anechoic Chamber	RAINFORD	9m*6m*6m	144	2022.02.19	2025.09.03
Amplifier	COM-MV	LSCX_LNA1-12G-01	180602	2024.08.01	2025.07.31
Amplifier	COM-MV	XKu_LNA7-18G-01	180601	2024.08.01	2025.07.31
Amplifier	COM-MV	KA LNA18 40G-01	18050001	2024.12.05	2025.12.04
EMI Receiver	ROHDE&SCHWARZ	ESRP	101036	2024.08.01	2025.07.31
Test Antenna-Bi-Log	SCHWARZBECK	VULB 9168	9168-01162	2023.08.04	2026.08.03
Test Antenna-Loop	SCHWARZBECK	FMZB 1519	1519-037	2024.01.23	2027.01.22
Amplifier	COM-MV	ZT30-1000M	B2018054558	2024.11.28	2025.11.27
Anechoic Chamber	EMC Electronic Co., Ltd	20.10*11.60*7.35m	130	2024.07.13	2027.07.12
EMI Receiver	KEYSIGHT	N9010B	MY57110309	2024.08.01	2025.07.31
LISN	SCHWARZBECK	NSLK 8127	8127-687	2024.05.09	2025.05.08
Shielded Enclosure	YiHeng Electronic Co., Ltd	3.5m*3.1m*2.8m	112	2022.02.19	2025.02.18
				2025.02.18	2026.02.17

4.3 Test Software List

Description	Manufacturer	Software Version	Serial No.	Applicable test Setup
BL410R	BALUN	V2.1.1.488	N/A	The section 4.5.1
BL410E	BALUN	V22.930	N/A	The section 4.5.2&4.5.3&4.5.4&4.5.5

4.4 Measurement Uncertainty

The following measurement uncertainty levels have been estimated for tests performed on the EUT as specified in CISPR 16-4-2.

This uncertainty represents an expanded uncertainty expressed at approximately the 95% confidence level using a coverage factor of k=2.

Parameters	Uncertainty
Occupied Channel Bandwidth	2.8%
RF output power, conducted	1.28 dB
Power Spectral Density, conducted	1.30 dB
Unwanted Emissions, conducted	1.84 dB
All emissions, radiated	5.36 dB
Temperature	0.8°C
Humidity	4%

4.5 Description of Test Setup

4.5.1 For Antenna Port Test

Conducted value (dBm) = Measurement value (dBm) + cable loss (dB)

For example: the measurement value is 10 dBm and the cable 0.5dBm used, then the final result of EUT:
Conducted value (dBm) = 10 dBm + 0.5 dB = 10.5 dBm

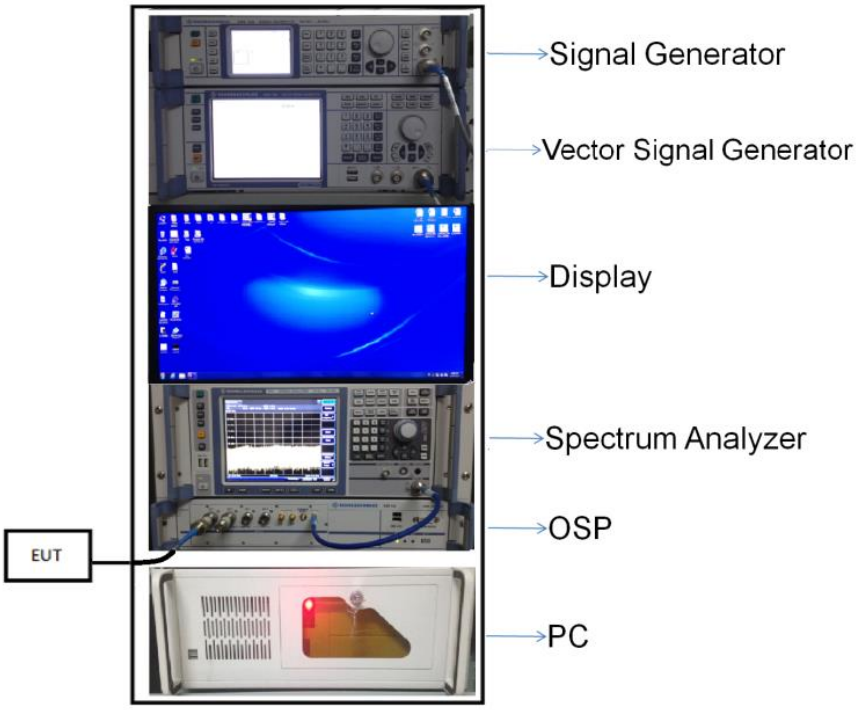

(Diagram 1)

4.5.2 For AC Power Supply Port Test

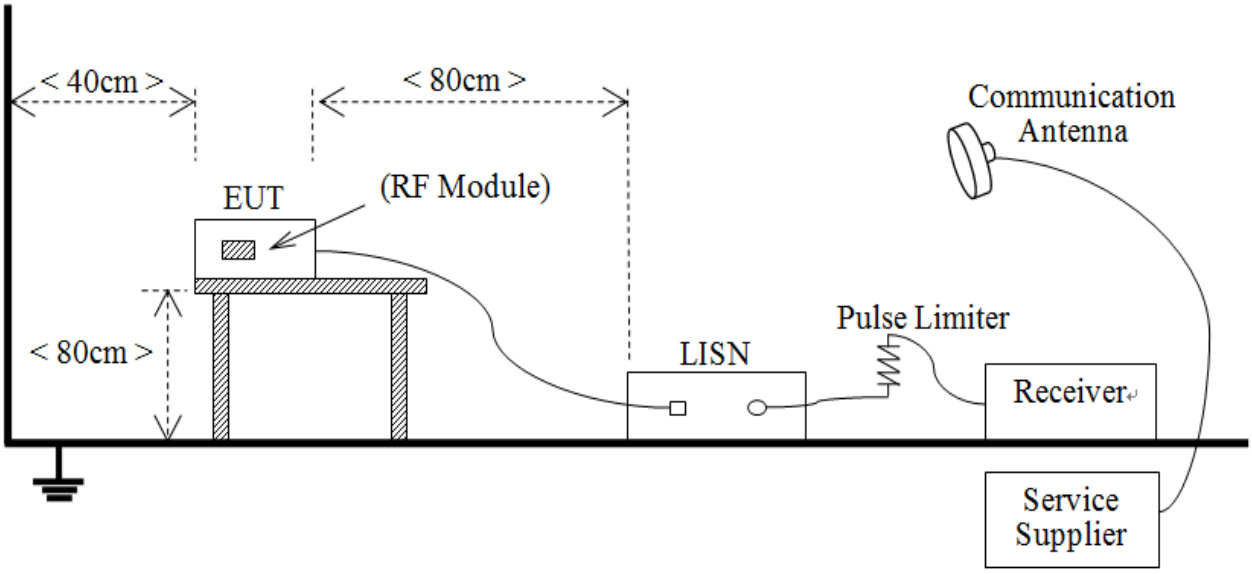

(Diagram 2)

4.5.3 For Radiated Test (Below 30 MHz)



(Diagram 3)

4.5.4 For Radiated Test (30 MHz-1 GHz)

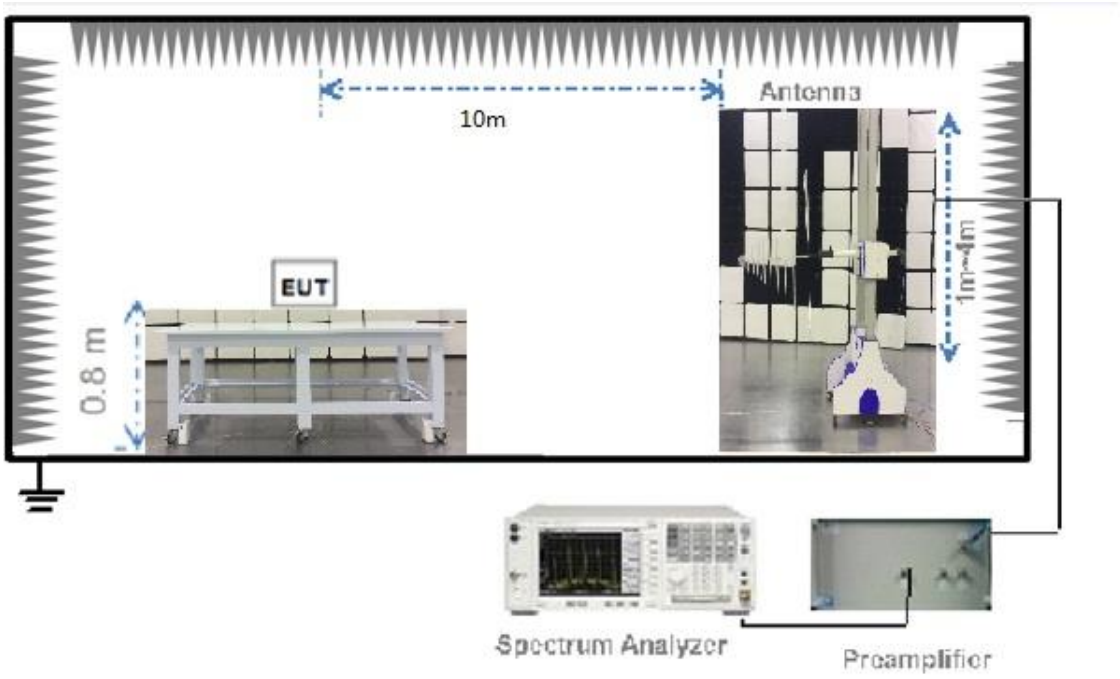

(Diagram 4)

4.5.5 For Radiated Test (Above 1 GHz)

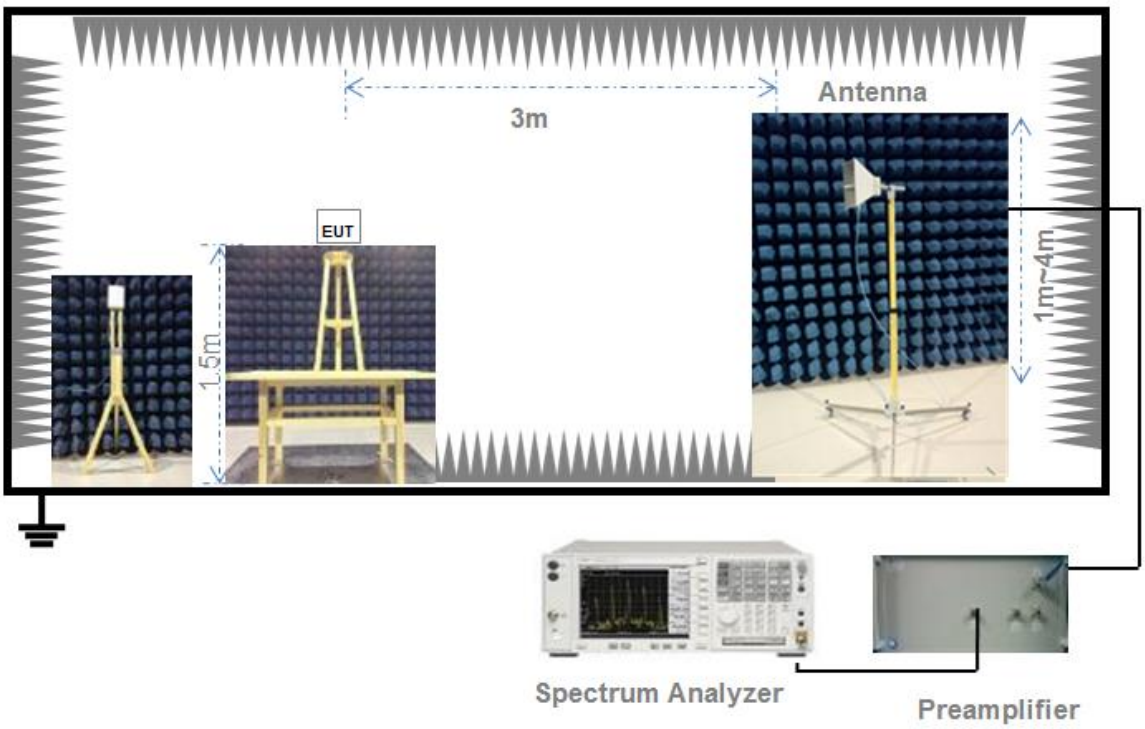

(Diagram 5)

5 TEST ITEMS

5.1 RF Output Power

5.1.1 Test Limit

FCC §15.407(a)

The maximum conducted output power should not exceed:

Frequency Band (MHz)	Limit
5150-5250	250 mW
5250-5350	250 mW or 11 dBm + 10log B, whichever is less.
5470-5725	250 mW or 11 dBm + 10log B, whichever is less.
5725-5850	1 W
Note: Where “B” is the 26 dB emissions bandwidth in MHz.	

5.1.2 Test Setup

The section 4.5.1 (Diagram 1) test setup description was used for this test. The photo of test setup please refer to ANNEX B.

5.1.3 Test Procedure

Maximum conducted (average) output power

a) Measurements may be performed using a wideband RF power meter with a thermocouple detector or equivalent if all of the conditions listed below are satisfied.

1) The EUT is configured to transmit continuously or to transmit with a constant duty cycle.

2) At all times when the EUT is transmitting, it shall be transmitting at its maximum power control level.

3) The integration period of the power meter exceeds the repetition period of the transmitted signal by at least a factor of five.

b) If the transmitter does not transmit continuously, measure the duty cycle (x) of the transmitter output signal.

c) Measure the average power of the transmitter. This measurement is an average over both the on and off periods of the transmitter.

d) Adjust the measurement in dBm by adding 10 log (1/x) where x is the duty cycle.

Measurements of duty cycle

The zero-span mode on a spectrum analyzer or EMI receiver if the response time and spacing between bins on the sweep are sufficient to permit accurate measurements of the on and off times of the transmitted signal.

Set the center frequency of the instrument to the center frequency of the transmission.

Set RBW ≥ OBW if possible; otherwise, set RBW to the largest available value.

Set VBW ≥ RBW. Set detector = peak or average.

The zero-span measurement method shall not be used unless both RBW and VBW are > 50/T and the number of sweep points across duration T exceeds 100. (For example, if VBW and/or RBW are limited to 3 MHz, then the zero-span method of measuring duty cycle shall not be used if T ≤ 16.7 microseconds.)

The E.I.R.P used radiated test method. At a test site that has been validated using the procedures of ANSI C63.4 or the latest CISPR 16-1-4 for measurements above 1 GHz, so as to simulate a near free-space environment.

5.1.4 Test Result

Please refer to ANNEX A.1.

5.2 Emission Bandwidth and 6 dB Bandwidth

5.2.1 Limit

FCC §15.407(a)

Within the 5.725-5.85 GHz band, the minimum 6 dB bandwidth of U-NII devices shall be at least 500 kHz.

5.2.2 Test Setup

The test setup photo please refer to 4.5.1 (Diagram 1) test setup description was used for this test. The photo of test setup please refer to ANNEX B.

5.2.3 Test Procedure

Emission bandwidth

1. Set RBW = approximately 1% of the emission bandwidth.

2. Set VBW ≥ 3*RBW,

3. Detector = Peak.

4. Trace mode = Max hold.

5. Measure the maximum width of the emission that is 26 dB down from the peak of the emission.

Occupied Bandwidth

1. Set Span = 1.5 times to 5.0 times the OBW

2. Set RBW = 1% to 5% of the OBW.

3. Set VBW ≥ 3*RBW, Detector = Peak.

4. Trace mode = Max hold.

5. Use the 99% power bandwidth function of the instrument.

6 dB bandwidth

1. Set RBW = 100 kHz, VBW = 300 kHz.

2. Detector = Peak.Trace mode = Max hold.

3. Allow the trace to stabilize.

4. Measure the maximum width of the emission that is constrained by the frequencies associated with the two outermost amplitude points (upper and lower frequencies) that are attenuated by 6 dB relative to the maximum level measured in the fundamental emission.

5.2.4 Test Result

Please refer to ANNEX A.2 and ANNEX A.3.

5.3 Power Spectral density (PSD)

5.3.1 Limit

FCC §15.407(a)

The maximum power spectral density should not exceed:

Frequency Band (MHz)	Limit
5150-5250	11 dBm/MHz
5250-5350	11 dBm/MHz
5470-5725	11 dBm/MHz
5725-5850	30 dBm/500kHz

5.3.2 Test Setup

The section 4.5.1 (Diagram 1) test setup description was used for this test. The photo of test setup please refer to ANNEX B.

5.3.3 Test Procedure

Set the spectrum analyzer or EMI receiver span to view the entire emission bandwidth.
1. Set RBW = 510 kHz/1 MHz, VBW ≥ 3*RBW, Sweep time = Auto, Detector = RMS.
2. Allow the sweeps to continue until the trace stabilizes.
3. Use the peak marker function to determine the maximum amplitude level.
4. The E.I.R.P spectral density used radiated test method. At a test site that has been validated using the procedures of ANSI C63.4 or the latest CISPR 16-1-4 for measurements above 1 GHz, so as to simulate a near free-space environment.

5.3.4 Test Result

Please refer to ANNEX A.4.

5.4 Conducted Emission

5.4.1 Limit

FCC §15.207

For an intentional radiator that is designed to be connected to the public utility (AC) power line, the radio frequency voltage that is conducted back onto the AC power line on any frequency within the U-NII-150 kHz to 30 MHz shall not exceed the limits in the following table, as measured using a 50μH/50Ω line impedance stabilization network (LISN).

Frequency range (MHz)	Conducted Limit (dBμV)	
	Quai-peak	Average
0.15 - 0.50	66 to 56	56 to 46
0.50 - 5	56	46
0.50 - 30	60	50

5.4.2 Test Setup

The section 4.5.2 (Diagram 2) test setup description was used for this test. The photo of test setup please refer to ANNEX B.

5.4.3 Test Procedure

The maximum conducted interference is searched using Peak (PK), if the emission levels more than the AV and QP limits, and that have narrow margins from the AV and QP limits will be re-measured with AV and QP detectors. Tests for both L phase and N phase lines of the power mains connected to the EUT are performed. Refer to recorded points and plots below.

5.4.4 Test Result

Please refer to ANNEX A.5.

5.5 Radiated Spurious Emissions and Band Edge (Restricted-band)

5.5.1 Limit

FCC §15.209 & 15.407(b)

Frequency (MHz)	Field Strength (μV/m)	Measurement Distance (m)
0.009 - 0.490	2400/F(kHz)	300
0.490 - 1.705	24000/F(kHz)	30
1.705 - 30.0	30	30
30 - 88	100	3
88 - 216	150	3
216 - 960	200	3
Above 960	500	3

Note [1]: The Limit for radiated test was performed according to FCC Part 15C
Note [2]: The tighter limit applies at the band edge.

Un-restricted band emissions	
Out Operating Band (MHz)	Limit
5150 - 5250	e.i.r.p. -27 dBm (68.2 dBuV/m@3m)
5250 - 5350	e.i.r.p. -27 dBm (68.2 dBuV/m@3m)
5470 - 5725	e.i.r.p. -27 dBm (68.2 dBuV/m@3m)
5725 - 5850	All emissions shall be limited to a level of -27 dBm/MHz at 75 MHz or more above or below the band edge increasing linearly to 10 dBm/MHz at 25 MHz above or below the band edge, and from 25 MHz above or below the band edge increasing linearly to a level of 15.6 dBm/MHz at 5 MHz above or below the band edge, and from 5 MHz above or below the band edge increasing linearly to a level of 27 dBm/MHz at the band edge. 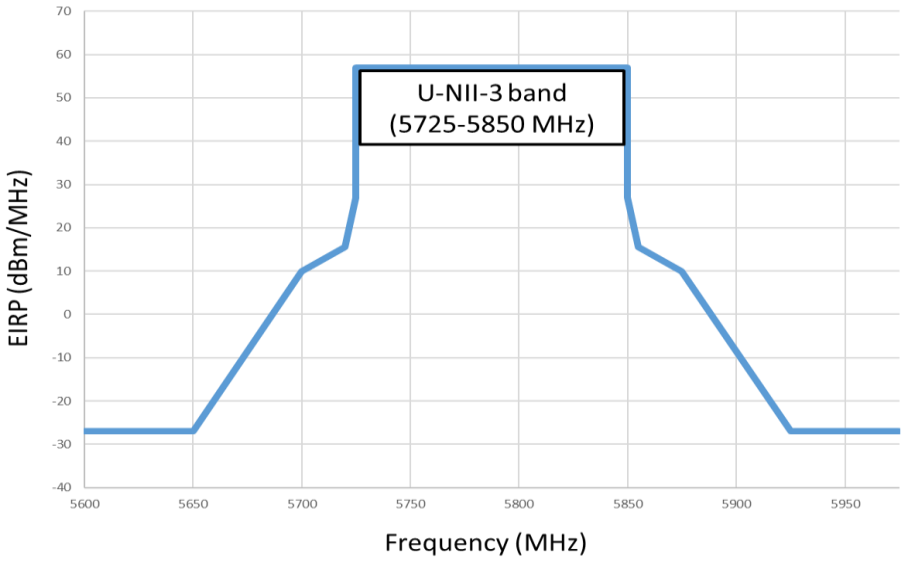

Note: The following formula is used to convert the equipment isotropic radiated power (eirp) to field strength.

5.5.2 Test Setup

The section 4.5.3-4.5.5 (Diagram 3 - Diagram 5) test setup description was used for this test. The photo of test setup please refer to ANNEX B.

5.5.3 Test Procedure

Since the emission limits are specified in terms of radiated field strength levels, measurements performed to demonstrate compliance have traditionally relied on a radiated test configuration. Radiated measurements remain the principal method for demonstrating compliance to the specified limits; however antenna-port conducted measurements are also now acceptable to demonstrate compliance (see below for details). When radiated measurements are utilized, test site requirements and procedures for maximizing and measuring radiated emissions that are described in ANSI C63.10 shall be followed.

Antenna-port conducted measurements may also be used as an alternative to radiated measurements for demonstrating compliance in the restricted frequency bands. If conducted measurements are performed, then proper impedance matching must be ensured and an additional radiated test for cabinet/case spurious emissions is required.

General Procedure for conducted measurements in restricted bands

a) Measure the conducted output power (in dBm) using the detector specified (see guidance regarding measurement procedures for determining quasi-peak, peak, and average conducted output power, respectively).

b) Add the appropriate maximum ground reflection factor to the EIRP level (6 dB for frequencies ≤ 30 MHz, 4.7 dB for frequencies between 30 MHz and 1000 MHz, inclusive and 0 dB for frequencies > 1000 MHz).

c) For devices with multiple antenna-ports, measure the power of each individual chain and sum the EIRP of all chains in linear terms (e.g., Watts, mW).

d) Convert the resultant EIRP level to an equivalent electric field strength using the following relationship:

$E = EIRP – 20\log D + 104.8$

where:

E = electric field strength in dBμV/m,

EIRP = equivalent isotropic radiated power in dBm

D = specified measurement distance in meters.

e) Compare the resultant electric field strength level to the applicable limit.

f) Perform radiated spurious emission test.

Quasi-Peak measurement procedure

The specifications for measurements using the CISPR quasi-peak detector can be found in Publication 16 of the International Special Committee on Radio Frequency Interference (CISPR) of the International Electrotechnical Commission.

As an alternative to CISPR quasi-peak measurement, compliance can be demonstrated to the applicable

emission limits using a peak detector.

Peak power measurement procedure

Peak emission levels are measured by setting the instrument as follows:

a) RBW = as specified in Table 1.

b) VBW ≥ 3 x RBW.

c) Detector = Peak.

d) Sweep time = auto.

e) Trace mode = max hold.

f) Allow sweeps to continue until the trace stabilizes. (Note that the required measurement time may be longer for low duty cycle applications).

Table 1—RBW as a function of frequency

Frequency	RBW
9-150 kHz	200-300 Hz
0.15-30 MHz	9-10 kHz
30-1000 MHz	100-120 kHz
> 1000 MHz	1 MHz

If the peak-detected amplitude can be shown to comply with the average limit, then it is not necessary to perform a separate average measurement.

Trace averaging across on and off times of the EUT transmissions followed by duty cycle correction

If continuous transmission of the EUT (i.e., duty cycle ≥ 98 percent) cannot be achieved and the duty cycle is constant (i.e., duty cycle variations are less than ± 2 percent), then the following procedure shall be used:

a) The EUT shall be configured to operate at the maximum achievable duty cycle.

b) Measure the duty cycle, x, of the transmitter output signal as described in section 6.0.

c) RBW = 1 MHz (unless otherwise specified).

d) VBW ≥ 3 x RBW.

e) Detector = RMS, if span/(# of points in sweep) ≤ (RBW/2). Satisfying this condition may require increasing the number of points in the sweep or reducing the span. If this condition cannot be satisfied, then the detector mode shall be set to peak.

f) Averaging type = power (i.e., RMS).

1) As an alternative, the detector and averaging type may be set for linear voltage averaging.

2) Some instruments require linear display mode in order to use linear voltage averaging. Log or dB averaging shall not be used.

g) Sweep time = auto.

h) Perform a trace average of at least 100 traces.

i) A correction factor shall be added to the measurement results prior to comparing to the emission limit in order to compute the emission level that would have been measured had the test been performed at 100 percent duty cycle. The correction factor is computed as follows:

1) If power averaging (RMS) mode was used in step f), then the applicable correction factor is 10 log(1/x), where x is the duty cycle.

2) If linear voltage averaging mode was used in step f), then the applicable correction factor is 20 log(1/x), where x is the duty cycle.

3) If a specific emission is demonstrated to be continuous (≥ 98 percent duty cycle) rather than turning on and off with the transmit cycle, then no duty cycle correction is required for that emission.

NOTE: Reduction of the measured emission amplitude levels to account for operational duty factor is not permitted. Compliance is based on emission levels occurring during transmission - not on an average across on and off times of the transmitter.

Determining the applicable transmit antenna gain

A conducted power measurement will determine the maximum output power associated with a restricted band emission; however, in order to determine the associated EIRP level, the gain of the transmitting antenna (in dBi) must be added to the measured output power (in dBm).

Since the out-of-band characteristics of the EUT transmit antenna will often be unknown, the use of a conservative antenna gain value is necessary. Thus, when determining the EIRP based on the measured conducted power, the upper bound on antenna gain for a device with a single RF output shall be selected as the maximum in-band gain of the antenna across all operating bands, or 2 dBi, whichever is greater. However, for devices that operate in multiple frequency bands while using the same transmit antenna, the highest gain of the antenna within the operating band nearest in frequency to the restricted band emission being measured may be used in lieu of the overall highest gain when the emission is at a frequency that is within 20 percent of the nearest band edge frequency, but in no case shall a value less than 2 dBi be used.

See KDB 662911 for guidance on calculating the additional array gain term when determining the effective antenna gain for a EUT with multiple outputs occupying the same or overlapping frequency ranges in the same band.

Radiated spurious emission test

An additional consideration when performing conducted measurements of restricted band emissions is that unwanted emissions radiating from the EUT cabinet, control circuits, power leads, or intermediate circuit elements will likely go undetected in a conducted measurement configuration. To address this concern, a radiated test shall be performed to ensure that emissions emanating from the EUT cabinet (rather than the antenna port) also comply with the applicable limits.

For these cabinet radiated spurious emission measurements the EUT transmit antenna may be replaced with a termination matching the nominal impedance of the antenna. Procedures for performing radiated measurements are specified in ANSI C63.10. All detected emissions shall comply with the applicable limits.

The measurement frequency range is from 30 MHz to the 10th harmonic of the fundamental frequency. The Turn Table is actuated to turn from 0° to 360°, and both horizontal and vertical polarizations of the Test Antenna are used to find the maximum radiated power. Mid channels on all channel bandwidth verified. Only the worst RB size/offset presented.

The power of the EUT transmitting frequency should be ignored.

All Spurious Emission tests were performed in X, Y, Z axis direction. And only the worst axis test condition was recorded in this test report.

Use the following spectrum analyzer settings:

Span = wide enough to fully capture the emission being measured
RBW = 1 MHz for f ≥ 1 GHz, 100 kHz for f < 1 GHz
VBW ≥ RBW
Sweep = auto
Detector function = peak
Trace = max hold

5.5.4 Test Result

Please refer to ANNEX A.6.

ANNEX A TEST RESULT

A.1 RF Output Power

Note [1]: For FCC standard, if transmitting antennas of directional gain greater than 6 dBi are used, all band maximum conducted output power shall be reduced by the amount in dB that the directional gain of the antenna exceeds 6 dBi.

Duty Cycle

Test Mode	On Time (ms)	On+Off time (ms)	Duty Cycle
11a	1.388	1.429	97.13%
11n(HT20)	1.292	1.327	97.36%
11n(HT40)	0.649	0.684	94.81%
11ac(VHT20)	1.302	1.338	97.31%
11ac(VHT40)	0.651	0.687	94.84%
11ac(VHT80)	0.323	0.358	90.18%

Test Data

Conducted Power

U-NII-1 (5150 - 5250 MHz)					
Mode	Channel	Conducted Power (dBm)	Conducted Power (mW)	FCC Limit (mW)	Verdict
11a	CH36	16.74	47.21	250	Pass
11a	CH44	16.68	46.56	250	Pass
11a	CH48	16.74	47.21	250	Pass
11n(HT20)	CH36	15.54	35.81	250	Pass
11n(HT20)	CH44	15.59	36.22	250	Pass
11n(HT20)	CH48	15.66	36.81	250	Pass
11n(HT40)	CH38	14.53	28.38	250	Pass
11n(HT40)	CH46	14.57	28.64	250	Pass
11ac(VHT20)	CH36	15.56	35.97	250	Pass
11ac(VHT20)	CH44	15.52	35.65	250	Pass
11ac(VHT20)	CH48	15.65	36.73	250	Pass
11ac(VHT40)	CH38	14.56	28.58	250	Pass
11ac(VHT40)	CH46	14.60	28.84	250	Pass
11ac(VHT80)	CH42	13.43	22.03	250	Pass

U-NII-2A (5250 - 5350 MHz)					
Mode	Channel	Conducted Power (dBm)	Conducted Power (mW)	FCC Limit (mW)	Verdict
11a	CH52	17.22	52.72	250	Pass
11a	CH60	16.83	48.19	250	Pass
11a	CH64	16.98	49.89	250	Pass
11n(HT20)	CH52	16.11	40.83	250	Pass
11n(HT20)	CH60	15.80	38.02	250	Pass
11n(HT20)	CH64	15.63	36.56	250	Pass
11n(HT40)	CH54	15.01	31.70	250	Pass
11n(HT40)	CH62	14.89	30.83	250	Pass
11ac(VHT20)	CH52	15.76	37.67	250	Pass
11ac(VHT20)	CH60	15.58	36.14	250	Pass
11ac(VHT20)	CH64	15.42	34.83	250	Pass
11ac(VHT40)	CH54	15.03	31.84	250	Pass
11ac(VHT40)	CH62	14.92	31.05	250	Pass
11ac(VHT80)	CH58	13.84	24.21	250	Pass

U-NII-2C (5470 - 5725 MHz)					
Mode	Channel	Conducted Power (dBm)	Conducted Power (mW)	FCC Limit (mW)	Verdict
11a	CH100	13.84	24.21	250	Pass
11a	CH116	17.01	50.23	250	Pass
11a	CH140	13.07	20.28	250	Pass
11n(HT20)	CH100	13.20	20.89	250	Pass
11n(HT20)	CH116	16.01	39.90	250	Pass
11n(HT20)	CH140	13.42	21.98	250	Pass
11n(HT40)	CH102	11.16	13.06	250	Pass
11n(HT40)	CH118	15.20	33.11	250	Pass
11n(HT40)	CH134	14.54	28.44	250	Pass
11ac(VHT20)	CH100	13.73	23.60	250	Pass
11ac(VHT20)	CH116	15.87	38.64	250	Pass
11ac(VHT20)	CH140	12.48	17.70	250	Pass
11ac(VHT40)	CH102	11.61	14.49	250	Pass
11ac(VHT40)	CH118	15.25	33.50	250	Pass
11ac(VHT40)	CH134	14.35	27.23	250	Pass
11ac(VHT80)	CH106	11.31	13.52	250	Pass
11ac(VHT80)	CH122	14.25	26.61	250	Pass

U-NII-3 (5725 - 5850 MHz)					
Mode	Channel	Conducted Power (dBm)	Conducted Power (mW)	FCC Limit (mW)	Verdict
11a	CH149	16.85	48.42	1000	Pass
11a	CH157	16.24	42.07	1000	Pass
11a	CH165	16.09	40.64	1000	Pass
11n(HT20)	CH149	15.28	33.73	1000	Pass
11n(HT20)	CH157	15.17	32.89	1000	Pass
11n(HT20)	CH165	15.12	32.51	1000	Pass
11n(HT40)	CH151	14.72	29.65	1000	Pass
11n(HT40)	CH159	14.58	28.71	1000	Pass
11ac(VHT20)	CH149	15.14	32.66	1000	Pass
11ac(VHT20)	CH157	15.09	32.28	1000	Pass
11ac(VHT20)	CH165	14.88	30.76	1000	Pass
11ac(VHT40)	CH151	14.63	29.04	1000	Pass
11ac(VHT40)	CH159	14.29	26.85	1000	Pass
11ac(VHT80)	CH155	13.39	21.83	1000	Pass

A.2 Emission Bandwidth & 99% Bandwidth

Note: Test plots please refer to the document “Annex No.: BL-SZ2510527-604 Data Part 1.pdf”.

Test Data

U-NII-1 (5150 - 5250 MHz)			
Mode	Channel	26 dB Bandwidth (MHz)	99% Bandwidth (MHz)
11a	CH36	21.70	16.53
11a	CH44	21.71	16.56
11a	CH48	21.97	16.59
11n(HT20)	CH36	20.41	17.64
11n(HT20)	CH44	20.31	17.60
11n(HT20)	CH48	20.39	17.65
11n(HT40)	CH38	40.63	36.09
11n(HT40)	CH46	40.61	36.08
11ac(VHT20)	CH36	20.39	17.61
11ac(VHT20)	CH44	20.45	17.61
11ac(VHT20)	CH48	22.37	17.60
11ac(VHT40)	CH38	40.62	36.00
11ac(VHT40)	CH46	40.72	36.01
11ac(VHT80)	CH42	80.82	75.23

U-NII-2A (5250 - 5350 MHz)			
Mode	Channel	26 dB Bandwidth (MHz)	99% Bandwidth (MHz)
11a	CH52	22.36	16.59
11a	CH60	24.23	16.56
11a	CH64	22.33	16.58
11n(HT20)	CH52	20.57	17.64
11n(HT20)	CH60	20.32	17.63
11n(HT20)	CH64	20.39	17.63
11n(HT40)	CH54	40.67	36.08
11n(HT40)	CH62	40.73	36.07
11ac(VHT20)	CH52	20.34	17.59
11ac(VHT20)	CH60	20.39	17.60
11ac(VHT20)	CH64	20.36	17.58
11ac(VHT40)	CH54	40.80	36.04
11ac(VHT40)	CH62	40.97	36.02
11ac(VHT80)	CH58	81.21	75.35

U-NII-2C (5470 - 5725 MHz)			
Mode	Channel	26 dB Bandwidth (MHz)	99% Bandwidth (MHz)
11a	CH100	20.09	16.46
11a	CH116	20.05	16.56
11a	CH140	20.05	16.51
11n(HT20)	CH100	20.44	17.57
11n(HT20)	CH116	20.54	17.66
11n(HT20)	CH140	20.38	17.59
11n(HT40)	CH102	40.68	36.05
11n(HT40)	CH118	40.77	36.09
11n(HT40)	CH134	40.51	36.07
11ac(VHT20)	CH100	20.38	17.58
11ac(VHT20)	CH116	20.42	17.60
11ac(VHT20)	CH140	20.35	17.58
11ac(VHT40)	CH102	40.82	36.06
11ac(VHT40)	CH118	40.61	36.00
11ac(VHT40)	CH134	40.58	36.00
11ac(VHT80)	CH106	81.13	75.33
11ac(VHT80)	CH122	81.13	75.31

U-NII-3 (5725 - 5850 MHz)			
Mode	Channel	26 dB Bandwidth (MHz)	99% Bandwidth (MHz)
11a	CH149	20.39	16.53
11a	CH157	20.37	16.56
11a	CH165	20.84	16.59
11n(HT20)	CH149	20.39	17.63
11n(HT20)	CH157	20.33	17.63
11n(HT20)	CH165	20.37	17.67
11n(HT40)	CH151	40.34	36.07
11n(HT40)	CH159	40.73	36.09
11ac(VHT20)	CH149	20.36	17.57
11ac(VHT20)	CH157	20.32	17.59
11ac(VHT20)	CH165	20.33	17.60
11ac(VHT40)	CH151	40.72	36.00
11ac(VHT40)	CH159	40.79	36.02
11ac(VHT80)	CH155	81.15	75.35

A.3 6 dB Bandwidth

Note: Test plots please refer to the document “Annex No.: BL-SZ2510527-604 Data Part 2.pdf”.

Test Data

U-NII-3 (5725 - 5850 MHz)				
Mode	Channel	6 dB Bandwidth (MHz)	Limit (kHz)	Verdict
11a	CH149	15.20	500.00	Pass
11a	CH157	15.20	500.00	Pass
11a	CH165	15.20	500.00	Pass
11n(HT20)	CH149	15.20	500.00	Pass
11n(HT20)	CH157	15.20	500.00	Pass
11n(HT20)	CH165	15.20	500.00	Pass
11n(HT40)	CH151	35.20	500.00	Pass
11n(HT40)	CH159	35.20	500.00	Pass
11ac(VHT20)	CH149	15.20	500.00	Pass
11ac(VHT20)	CH157	15.20	500.00	Pass
11ac(VHT20)	CH165	15.20	500.00	Pass
11ac(VHT40)	CH151	35.20	500.00	Pass
11ac(VHT40)	CH159	35.20	500.00	Pass
11ac(VHT80)	CH155	75.20	500.00	Pass

A.4 Power Spectral Density

Note [1]: Test plots please refer to the document “Annex No.: BL-SZ2510527-604 Data Part 3.pdf”.

Test Data

U-NII-1 (5150 - 5250 MHz)				
Mode	Channel	PSD (dBm/MHz)	Limit (dBm/MHz)	Verdict
11a	CH36	6.32	11.00	Pass
11a	CH44	6.87	11.00	Pass
11a	CH48	6.79	11.00	Pass
11n(HT20)	CH36	5.35	11.00	Pass
11n(HT20)	CH44	5.45	11.00	Pass
11n(HT20)	CH48	5.52	11.00	Pass
11n(HT40)	CH38	1.37	11.00	Pass
11n(HT40)	CH46	1.38	11.00	Pass
11ac(VHT20)	CH36	5.32	11.00	Pass
11ac(VHT20)	CH44	5.41	11.00	Pass
11ac(VHT20)	CH48	5.55	11.00	Pass
11ac(VHT40)	CH38	1.41	11.00	Pass
11ac(VHT40)	CH46	1.42	11.00	Pass
11ac(VHT80)	CH42	-3.13	11.00	Pass

U-NII-2A (5250 - 5350 MHz)				
Mode	Channel	PSD (dBm/MHz)	Limit (dBm/MHz)	Verdict
11a	CH52	6.79	11.00	Pass
11a	CH60	6.81	11.00	Pass
11a	CH64	6.65	11.00	Pass
11n(HT20)	CH52	5.52	11.00	Pass
11n(HT20)	CH60	4.77	11.00	Pass
11n(HT20)	CH64	5.41	11.00	Pass
11n(HT40)	CH54	0.97	11.00	Pass
11n(HT40)	CH62	0.88	11.00	Pass
11ac(VHT20)	CH52	5.42	11.00	Pass
11ac(VHT20)	CH60	5.43	11.00	Pass
11ac(VHT20)	CH64	5.45	11.00	Pass
11ac(VHT40)	CH54	0.89	11.00	Pass
11ac(VHT40)	CH62	0.94	11.00	Pass
11ac(VHT80)	CH58	-3.52	11.00	Pass

U-NII-2C (5470 - 5725 MHz)				
Mode	Channel	PSD (dBm/MHz)	Limit (dBm/MHz)	Verdict
11a	CH100	3.36	11.00	Pass
11a	CH116	6.53	11.00	Pass
11a	CH140	2.32	11.00	Pass
11n(HT20)	CH100	2.50	11.00	Pass
11n(HT20)	CH116	5.78	11.00	Pass
11n(HT20)	CH140	2.52	11.00	Pass
11n(HT40)	CH102	-2.46	11.00	Pass
11n(HT40)	CH118	1.27	11.00	Pass
11n(HT40)	CH134	0.63	11.00	Pass
11ac(VHT20)	CH100	2.96	11.00	Pass
11ac(VHT20)	CH116	5.23	11.00	Pass
11ac(VHT20)	CH140	1.62	11.00	Pass
11ac(VHT40)	CH102	-1.95	11.00	Pass
11ac(VHT40)	CH118	1.33	11.00	Pass
11ac(VHT40)	CH134	0.60	11.00	Pass
11ac(VHT80)	CH106	-5.49	11.00	Pass
11ac(VHT80)	CH122	-2.89	11.00	Pass

U-NII-3 (5725 - 5850 MHz)				
Mode	Channel	PSD (dBm/500kHz)	Limit (dBm/500kHz)	Verdict
11a	CH149	2.92	30.00	Pass
11a	CH157	3.54	30.00	Pass
11a	CH165	3.42	30.00	Pass
11n(HT20)	CH149	1.68	30.00	Pass
11n(HT20)	CH157	2.19	30.00	Pass
11n(HT20)	CH165	2.16	30.00	Pass
11n(HT40)	CH151	-1.88	30.00	Pass
11n(HT40)	CH159	-1.80	30.00	Pass
11ac(VHT20)	CH149	1.65	30.00	Pass
11ac(VHT20)	CH157	2.14	30.00	Pass
11ac(VHT20)	CH165	2.16	30.00	Pass
11ac(VHT40)	CH151	-1.84	30.00	Pass
11ac(VHT40)	CH159	-1.89	30.00	Pass
11ac(VHT80)	CH155	-6.37	30.00	Pass

A.5 Conducted Emissions

Note [1]: The EUT is working in the Normal link mode. All modes have been tested and normal link mode is worst.

Note [2]: Devices subject to Part 15 must be tested for all available U.S. voltages and frequencies (such as a nominal 120 VAC, 60 Hz and 240 VAC, 50 Hz) for which the device is capable of operation. So, The configuration 120 VAC, 60 Hz and 240 VAC, 50 Hz were tested respectively, but only the worst configuration (120 VAC, 60 Hz) shown here.

Test Data and Plots

PHASE L

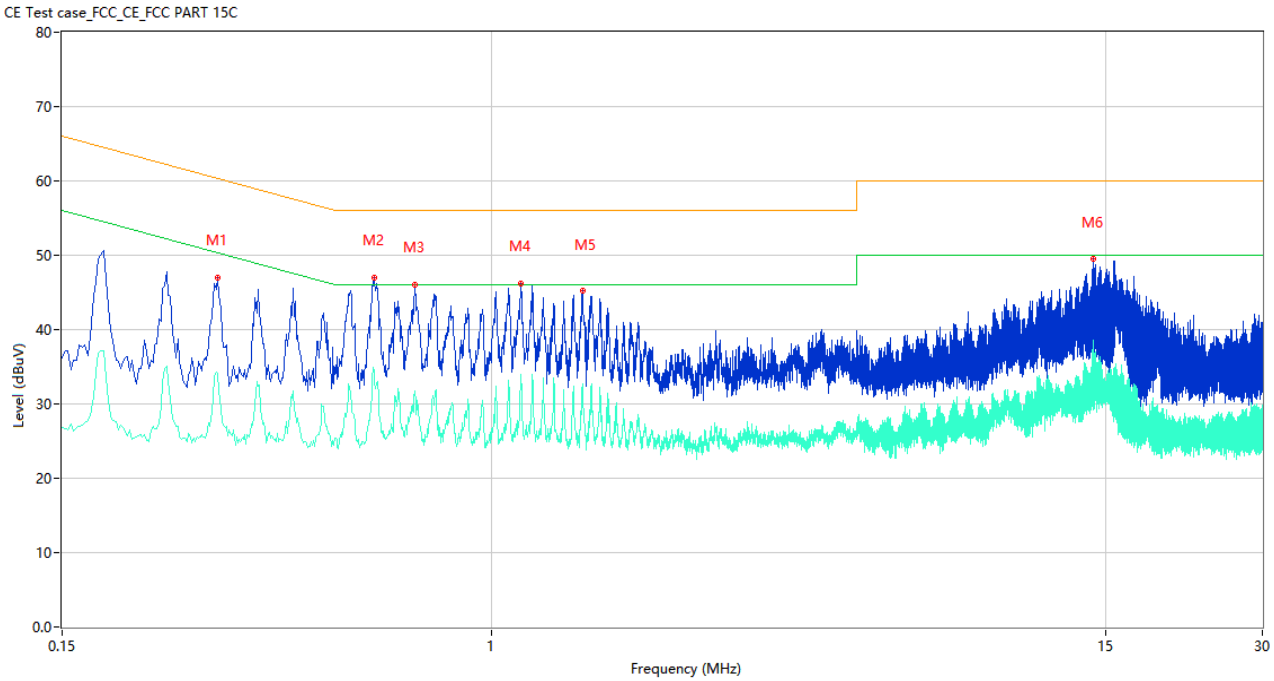

No.	Frequency (MHz)	Results (dBuV)	Factor (dB)	Limit (dBuV)	Margin (dB)	Detector	Line	Verdict
1	0.298	47.03	9.76	60.30	13.27	Peak	L	Pass
1**	0.298	34.12	9.76	50.30	16.18	AV	L	Pass
2	0.594	47.03	10.15	56.00	8.97	Peak	L	Pass
2**	0.594	34.42	10.15	46.00	11.58	AV	L	Pass
3	0.712	46.03	10.53	56.00	9.97	Peak	L	Pass
3**	0.712	31.77	10.53	46.00	14.23	AV	L	Pass
4	1.138	46.21	10.32	56.00	9.79	Peak	L	Pass
4**	1.138	33.77	10.32	46.00	12.23	AV	L	Pass
5	1.494	45.30	10.25	56.00	10.70	Peak	L	Pass
5**	1.494	32.42	10.25	46.00	13.58	AV	L	Pass
6	14.220	49.52	10.64	60.00	10.48	Peak	L	Pass
6**	14.220	36.79	10.64	50.00	13.21	AV	L	Pass

PHASE N

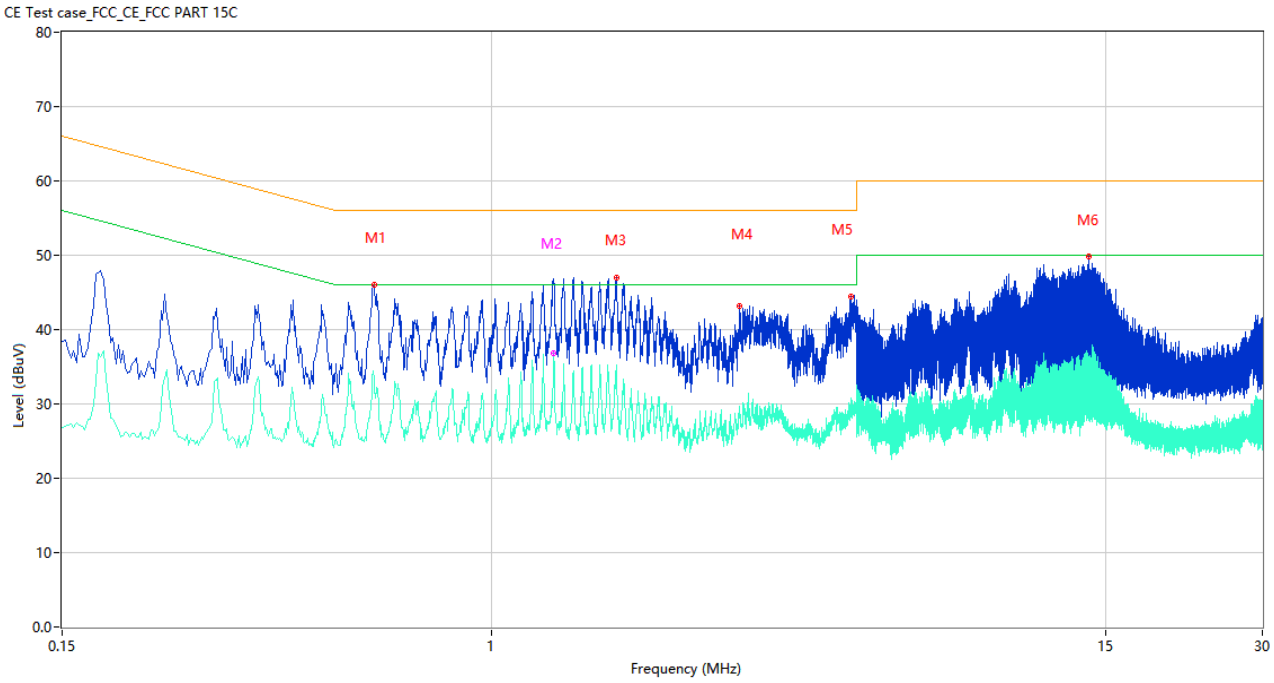

No.	Frequency (MHz)	Results (dBuV)	Factor (dB)	Limit (dBuV)	Margin (dB)	Detector	Line	Verdict
1	0.594	46.02	10.15	56.00	9.98	Peak	N	Pass
1**	0.594	33.50	10.15	46.00	12.50	AV	N	Pass
2	1.314	46.45	10.36	56.00	9.55	Peak	N	Pass
2**	1.314	36.86	10.36	46.00	9.14	AV	N	Pass
3	1.730	47.00	10.16	56.00	9.00	Peak	N	Pass
3**	1.730	35.32	10.16	46.00	10.68	AV	N	Pass
4	2.982	43.25	10.26	56.00	12.75	Peak	N	Pass
4**	2.982	29.73	10.26	46.00	16.27	AV	N	Pass
5	4.884	44.47	10.19	56.00	11.53	Peak	N	Pass
5**	4.884	30.77	10.19	46.00	15.23	AV	N	Pass
6	13.936	49.78	10.53	60.00	10.22	Peak	N	Pass
6**	13.936	36.24	10.53	50.00	13.76	AV	N	Pass

A.6 Radiated Spurious Emissions and Band Edge (Restricted-band)

Note [1]: The symbol of "--" in the table which means not application.

Note [2]: For the test data above 1 GHz，According the ANSI C63.4, where limits are specified for both average and peak (or quasi-peak) detector functions, if the peak (or quasi-peak) measured value complies with the average limit, it is unnecessary to perform an average measurement.

Note [3]: The low frequency, which started from 9 kHz to 30 MHz, was pre-scanned and the result which was 20 dB lower than the limit line per 15.31(o) was not reported.

Note [4]: The EUT is working in the Normal link mode below 1 GHz. All modes have been tested and normal link mode is worst.

Test Data and Plots

30 MHz to 1 GHz, ANT H

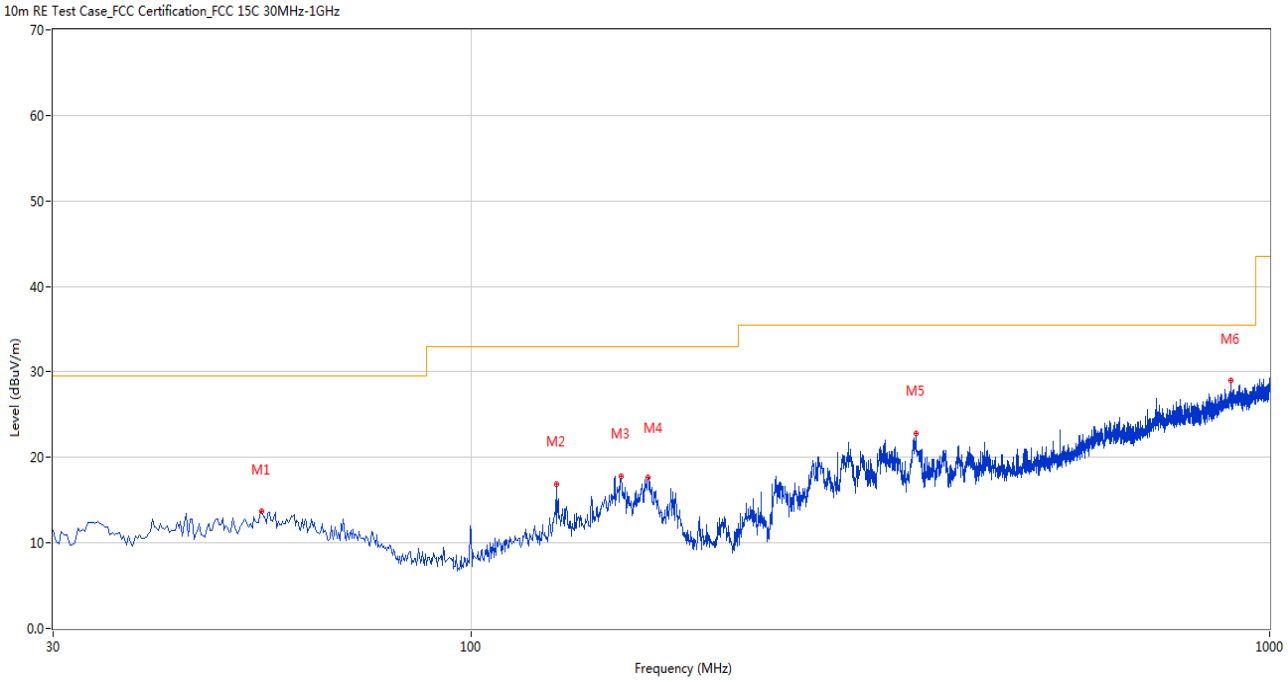

No.	Frequency (MHz)	Results (dBuV/m)	Factor (dB)	Limit (dBuV/m)	Margin (dB)	Detector	Table (Degree)	Height (cm)	Antenna	Verdict
1	54.729	13.65	-26.12	29.5	15.85	Peak	50.00	200	Horizontal	Pass
2	127.946	16.83	-27.27	33.0	16.17	Peak	360.00	200	Horizontal	Pass
3	154.129	17.78	-25.47	33.0	15.22	Peak	282.00	200	Horizontal	Pass
4	166.493	17.72	-25.68	33.0	15.28	Peak	291.00	200	Horizontal	Pass
5	360.445	22.76	-23.29	35.5	12.74	Peak	121.00	200	Horizontal	Pass
6	894.539	28.94	-10.57	35.5	6.56	Peak	202.00	100	Horizontal	Pass

30 MHz to 1 GHz, ANT V

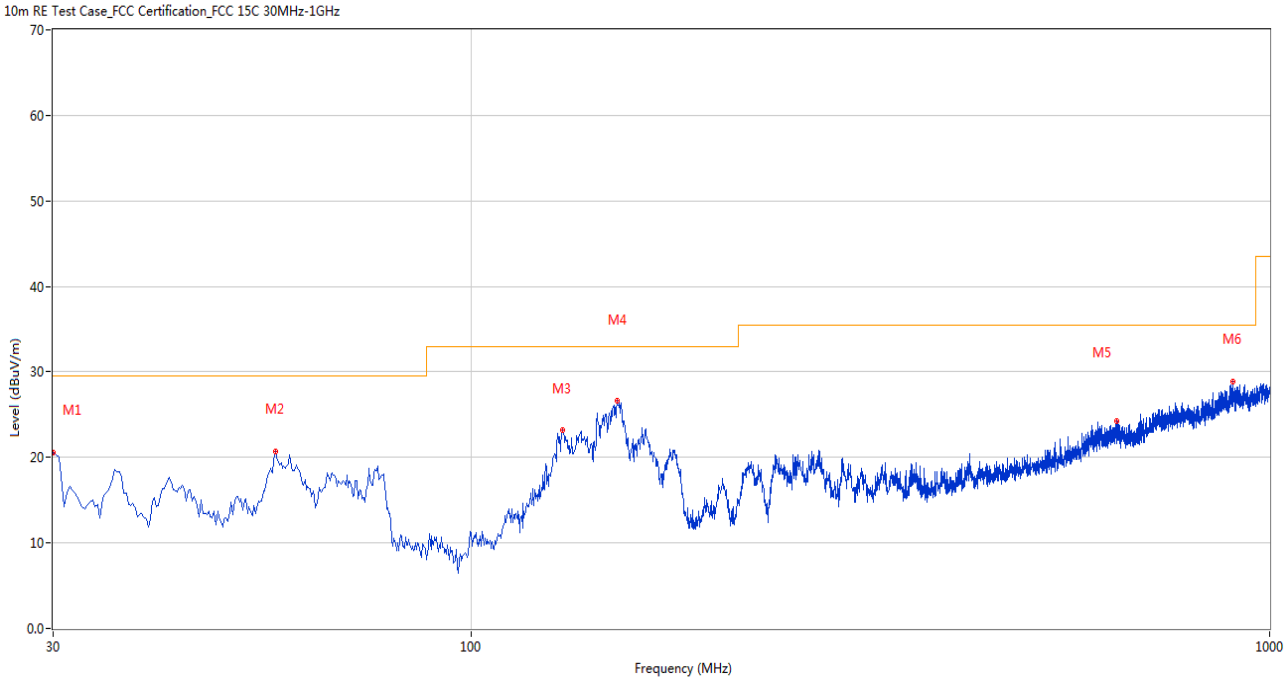

No.	Frequency (MHz)	Results (dBuV/m)	Factor (dB)	Limit (dBuV/m)	Margin (dB)	Detector	Table (Degree)	Height (cm)	Antenna	Verdict
1	30.000	20.61	-27.82	29.5	8.89	Peak	279.00	100	Vertical	Pass
2	56.911	20.76	-26.31	29.5	8.74	Peak	195.00	200	Vertical	Pass
3	130.127	23.14	-27.28	33.0	9.86	Peak	320.00	100	Vertical	Pass
4	152.432	26.65	-25.56	33.0	6.35	Peak	217.00	100	Vertical	Pass
5	643.614	24.22	-15.68	35.5	11.28	Peak	207.00	200	Vertical	Pass
6	900.357	28.92	-10.80	35.5	6.58	Peak	338.00	100	Vertical	Pass

Note: The spurious above 18G is noise only, do not show on the report.

11a, U-NII-1, 1 GHz to 18 GHz, Low Channel, ANT H

No.	Frequency (MHz)	Results (dBuV/m)	Limit (dBuV/m)	Margin (dB)	Detector	Table (Degree)	Height (cm)	Antenna	Verdict
1	1595.100	39.04	74.0	34.96	Peak	313.00	200	Horizontal	Pass
1**	1595.100	28.99	54.0	25.01	AV	313.00	200	Horizontal	Pass
2	4144.200	49.23	74.0	24.77	Peak	143.00	150	Horizontal	Pass
2**	4144.200	45.52	54.0	8.48	AV	143.00	150	Horizontal	Pass
3	5178.800	109.18	--	--	Peak	143.00	200	Horizontal	N/A
3**	5178.800	101.36	--	--	AV	143.00	200	Horizontal	N/A
4	7332.925	50.04	74.0	23.96	Peak	42.00	100	Horizontal	Pass
4**	7332.925	40.04	54.0	13.96	AV	42.00	100	Horizontal	Pass
5	11783.137	51.78	74.0	22.22	Peak	110.00	200	Horizontal	Pass
5**	11783.137	42.67	54.0	11.33	AV	110.00	200	Horizontal	Pass
6	15987.412	54.07	74.0	19.93	Peak	348.00	300	Horizontal	Pass
6**	15987.412	44.16	54.0	9.84	AV	348.00	300	Horizontal	Pass

11a, U-NII-1, 1 GHz to 18 GHz, Low Channel, ANT V

No.	Frequency (MHz)	Results (dBuV/m)	Limit (dBuV/m)	Margin (dB)	Detector	Table (Degree)	Height (cm)	Antenna	Verdict
1	1563.400	39.11	74.0	34.89	Peak	331.00	200	Vertical	Pass
1**	1563.400	28.99	54.0	25.01	AV	331.00	200	Vertical	Pass
2	4320.200	50.09	74.0	23.91	Peak	75.00	300	Vertical	Pass
2**	4320.200	40.04	54.0	13.96	AV	75.00	300	Vertical	Pass
3	5181.000	98.66	--	--	Peak	142.00	150	Vertical	N/A
3**	5181.000	91.64	--	--	AV	142.00	150	Vertical	N/A
4	7501.687	49.84	74.0	24.16	Peak	193.00	100	Vertical	Pass
4**	7501.687	40.77	54.0	13.23	AV	193.00	100	Vertical	Pass
5	11930.625	52.57	74.0	21.43	Peak	346.00	200	Vertical	Pass
5**	11930.625	42.71	54.0	11.29	AV	346.00	200	Vertical	Pass
6	16060.650	54.91	74.0	19.09	Peak	309.00	300	Vertical	Pass
6**	16060.650	44.48	54.0	9.52	AV	309.00	300	Vertical	Pass

11a, U-NII-1, 1 GHz to 18 GHz, Middle Channel, ANT H

No.	Frequency (MHz)	Results (dBuV/m)	Limit (dBuV/m)	Margin (dB)	Detector	Table (Degree)	Height (cm)	Antenna	Verdict
1	1561.500	39.24	74.0	34.76	Peak	334.00	400	Horizontal	Pass
1**	1561.500	30.19	54.0	23.81	AV	334.00	400	Horizontal	Pass
2	4381.400	51.54	74.0	22.46	Peak	16.00	400	Horizontal	Pass
2**	4381.400	41.09	54.0	12.91	AV	16.00	400	Horizontal	Pass
3	5221.200	108.82	--	--	Peak	85.00	150	Horizontal	N/A
3**	5221.200	101.64	--	--	AV	85.00	150	Horizontal	N/A
4	7426.650	50.21	74.0	23.79	Peak	120.00	100	Horizontal	Pass
4**	7426.650	41.34	54.0	12.66	AV	120.00	100	Horizontal	Pass
5	12448.987	52.36	74.0	21.64	Peak	238.00	100	Horizontal	Pass
5**	12448.987	42.52	54.0	11.48	AV	238.00	100	Horizontal	Pass
6	15561.900	55.41	74.0	18.59	Peak	247.00	200	Horizontal	Pass
6**	15561.900	45.43	54.0	8.57	AV	247.00	200	Horizontal	Pass

11a, U-NII-1, 1 GHz to 18 GHz, Middle Channel, ANT V

No.	Frequency (MHz)	Results (dBuV/m)	Limit (dBuV/m)	Margin (dB)	Detector	Table (Degree)	Height (cm)	Antenna	Verdict
1	1490.700	39.13	74.0	34.87	Peak	46.00	100	Vertical	Pass
1**	1490.700	30.39	54.0	23.61	AV	46.00	100	Vertical	Pass
2	4111.000	50.17	74.0	23.83	Peak	341.00	200	Vertical	Pass
2**	4111.000	40.91	54.0	13.09	AV	341.00	200	Vertical	Pass
3	5218.800	106.30	--	--	Peak	341.00	200	Vertical	N/A
3**	5218.800	98.69	--	--	AV	341.00	200	Vertical	N/A
4	7443.325	50.83	74.0	23.17	Peak	150.00	200	Vertical	Pass
4**	7443.325	41.49	54.0	12.51	AV	150.00	200	Vertical	Pass
5	10924.088	52.30	74.0	21.70	Peak	98.00	150	Vertical	Pass
5**	10924.088	42.68	54.0	11.32	AV	98.00	150	Vertical	Pass
6	15628.838	54.80	74.0	19.20	Peak	304.00	300	Vertical	Pass
6**	15628.838	44.48	54.0	9.52	AV	304.00	300	Vertical	Pass

11a, U-NII-1, 1 GHz to 18 GHz, High Channel, ANT H

No.	Frequency (MHz)	Results (dBuV/m)	Limit (dBuV/m)	Margin (dB)	Detector	Table (Degree)	Height (cm)	Antenna	Verdict
1	1545.900	39.49	74.0	34.51	Peak	308.00	200	Horizontal	Pass
1**	1545.900	29.14	54.0	24.86	AV	308.00	200	Horizontal	Pass
2	4191.200	50.77	74.0	23.23	Peak	236.00	400	Horizontal	Pass
2**	4191.200	42.11	54.0	11.89	AV	236.00	400	Horizontal	Pass
3	5241.400	108.19	--	--	Peak	80.00	150	Horizontal	N/A
3**	5241.400	100.98	--	--	AV	80.00	150	Horizontal	N/A
4	7447.063	50.38	74.0	23.62	Peak	85.00	100	Horizontal	Pass
4**	7447.063	41.46	54.0	12.54	AV	85.00	100	Horizontal	Pass
5	11924.875	52.49	74.0	21.51	Peak	173.00	200	Horizontal	Pass
5**	11924.875	43.37	54.0	10.63	AV	173.00	200	Horizontal	Pass
6	15561.638	55.05	74.0	18.95	Peak	225.00	100	Horizontal	Pass
6**	15561.638	44.85	54.0	9.15	AV	225.00	100	Horizontal	Pass

11a, U-NII-1, 1 GHz to 18 GHz, High Channel, ANT V

No.	Frequency (MHz)	Results (dBuV/m)	Limit (dBuV/m)	Margin (dB)	Detector	Table (Degree)	Height (cm)	Antenna	Verdict
1	1450.200	39.26	74.0	34.74	Peak	236.00	300	Vertical	Pass
1**	1450.200	30.19	54.0	23.81	AV	236.00	300	Vertical	Pass
2	4121.000	50.40	74.0	23.60	Peak	102.00	300	Vertical	Pass
2**	4121.000	41.59	54.0	12.41	AV	102.00	300	Vertical	Pass
3	5238.000	105.63	--	--	Peak	330.00	200	Vertical	N/A
3**	5238.000	99.07	--	--	AV	330.00	200	Vertical	N/A
4	7504.850	50.27	74.0	23.73	Peak	235.00	200	Vertical	Pass
4**	7504.850	41.28	54.0	12.72	AV	235.00	200	Vertical	Pass
5	10927.250	52.29	74.0	21.71	Peak	319.00	100	Vertical	Pass
5**	10927.250	42.77	54.0	11.23	AV	319.00	100	Vertical	Pass
6	15469.500	54.85	74.0	19.15	Peak	360.00	100	Vertical	Pass
6**	15469.500	44.47	54.0	9.53	AV	360.00	100	Vertical	Pass

11n20, U-NII-1, 1 GHz to 18 GHz, Low Channel, ANT H

No.	Frequency (MHz)	Results (dBuV/m)	Limit (dBuV/m)	Margin (dB)	Detector	Table (Degree)	Height (cm)	Antenna	Verdict
1	1598.100	38.30	74.0	35.70	Peak	56.00	400	Horizontal	Pass
1**	1598.100	28.87	54.0	25.13	AV	56.00	400	Horizontal	Pass
2	4381.200	50.40	74.0	23.60	Peak	144.00	100	Horizontal	Pass
2**	4381.200	40.59	54.0	13.41	AV	144.00	100	Horizontal	Pass
3	5177.800	106.47	--	--	Peak	144.00	100	Horizontal	N/A
3**	5177.800	98.60	--	--	AV	144.00	100	Horizontal	N/A
4	7504.275	50.25	74.0	23.75	Peak	291.00	200	Horizontal	Pass
4**	7504.275	40.91	54.0	13.09	AV	291.00	200	Horizontal	Pass
5	11329.175	51.87	74.0	22.13	Peak	360.00	150	Horizontal	Pass
5**	11329.175	42.51	54.0	11.49	AV	360.00	150	Horizontal	Pass
6	15809.700	54.48	74.0	19.52	Peak	359.00	200	Horizontal	Pass
6**	15809.700	44.48	54.0	9.52	AV	359.00	200	Horizontal	Pass

11n20, U-NII-1, 1 GHz to 18 GHz, Low Channel, ANT V

No.	Frequency (MHz)	Results (dBuV/m)	Limit (dBuV/m)	Margin (dB)	Detector	Table (Degree)	Height (cm)	Antenna	Verdict
1	1528.900	38.56	74.0	35.44	Peak	263.00	400	Vertical	Pass
1**	1528.900	28.23	54.0	25.77	AV	263.00	400	Vertical	Pass
2	4285.800	50.12	74.0	23.88	Peak	21.00	300	Vertical	Pass
2**	4285.800	40.69	54.0	13.31	AV	21.00	300	Vertical	Pass
3	5181.200	98.82	--	--	Peak	295.00	200	Vertical	N/A
3**	5181.200	90.98	--	--	AV	295.00	200	Vertical	N/A
4	7494.788	50.21	74.0	23.79	Peak	360.00	200	Vertical	Pass
4**	7494.788	40.72	54.0	13.28	AV	360.00	200	Vertical	Pass
5	11331.763	51.80	74.0	22.20	Peak	360.00	100	Vertical	Pass
5**	11331.763	43.21	54.0	10.79	AV	360.00	100	Vertical	Pass
6	15818.100	54.07	74.0	19.93	Peak	62.00	200	Vertical	Pass
6**	15818.100	45.82	54.0	8.18	AV	62.00	200	Vertical	Pass

11n20, U-NII-1, 1 GHz to 18 GHz, Middle Channel, ANT H

No.	Frequency (MHz)	Results (dBuV/m)	Limit (dBuV/m)	Margin (dB)	Detector	Table (Degree)	Height (cm)	Antenna	Verdict
1	1562.100	39.90	74.0	34.10	Peak	0.00	200	Horizontal	Pass
1**	1562.100	30.35	54.0	23.65	AV	0.00	200	Horizontal	Pass
2	4380.200	50.30	74.0	23.70	Peak	71.00	300	Horizontal	Pass
2**	4380.200	40.89	54.0	13.11	AV	71.00	300	Horizontal	Pass
3	5218.600	107.58	--	--	Peak	82.00	150	Horizontal	N/A
3**	5218.600	100.64	--	--	AV	82.00	150	Horizontal	N/A
4	7435.850	50.10	74.0	23.90	Peak	99.00	300	Horizontal	Pass
4**	7435.850	42.18	54.0	11.82	AV	99.00	300	Horizontal	Pass
5	11519.787	52.32	74.0	21.68	Peak	82.00	100	Horizontal	Pass
5**	11519.787	41.70	54.0	12.30	AV	82.00	100	Horizontal	Pass
6	15850.387	54.95	74.0	19.05	Peak	154.00	150	Horizontal	Pass
6**	15850.387	45.37	54.0	8.63	AV	154.00	150	Horizontal	Pass

11n20, U-NII-1, 1 GHz to 18 GHz, Middle Channel, ANT V

No.	Frequency (MHz)	Results (dBuV/m)	Limit (dBuV/m)	Margin (dB)	Detector	Table (Degree)	Height (cm)	Antenna	Verdict
1	1441.800	39.41	74.0	34.59	Peak	229.00	300	Vertical	Pass
1**	1441.800	30.88	54.0	23.12	AV	229.00	300	Vertical	Pass
2	4178.200	50.36	74.0	23.64	Peak	37.00	200	Vertical	Pass
2**	4178.200	40.46	54.0	13.54	AV	37.00	200	Vertical	Pass
3	5221.000	105.65	--	--	Peak	329.00	150	Vertical	N/A
3**	5221.000	98.56	--	--	AV	329.00	150	Vertical	N/A
4	7533.600	50.05	74.0	23.95	Peak	84.00	400	Vertical	Pass
4**	7533.600	40.18	54.0	13.82	AV	84.00	400	Vertical	Pass
5	11919.988	51.90	74.0	22.10	Peak	134.00	100	Vertical	Pass
5**	11919.988	42.78	54.0	11.22	AV	134.00	100	Vertical	Pass
6	16091.099	54.19	74.0	19.81	Peak	324.00	300	Vertical	Pass
6**	16091.099	45.10	54.0	8.90	AV	324.00	300	Vertical	Pass

11n20, U-NII-1, 1 GHz to 18 GHz, High Channel, ANT H

No.	Frequency (MHz)	Results (dBuV/m)	Limit (dBuV/m)	Margin (dB)	Detector	Table (Degree)	Height (cm)	Antenna	Verdict
1	1611.300	39.71	74.0	34.29	Peak	5.00	200	Horizontal	Pass
1**	1611.300	29.90	54.0	24.10	AV	5.00	200	Horizontal	Pass
2	4315.400	50.44	74.0	23.56	Peak	0.00	200	Horizontal	Pass
2**	4315.400	41.39	54.0	12.61	AV	0.00	200	Horizontal	Pass
3	5301.000	107.05	--	--	Peak	126.00	100	Horizontal	N/A
3**	5301.000	99.57	--	--	AV	126.00	100	Horizontal	N/A
4	7340.687	50.84	74.0	23.16	Peak	323.00	400	Horizontal	Pass
4**	7340.687	41.81	54.0	12.19	AV	323.00	400	Horizontal	Pass
5	11919.700	52.56	74.0	21.44	Peak	48.00	100	Horizontal	Pass
5**	11919.700	42.61	54.0	11.39	AV	48.00	100	Horizontal	Pass
6	15563.213	54.62	74.0	19.38	Peak	304.00	100	Horizontal	Pass
6**	15563.213	45.10	54.0	8.90	AV	304.00	100	Horizontal	Pass

11n20, U-NII-1, 1 GHz to 18 GHz, High Channel, ANT V

No.	Frequency (MHz)	Results (dBuV/m)	Limit (dBuV/m)	Margin (dB)	Detector	Table (Degree)	Height (cm)	Antenna	Verdict
1	1561.500	39.71	74.0	34.29	Peak	142.00	100	Vertical	Pass
1**	1561.500	29.36	54.0	24.64	AV	142.00	100	Vertical	Pass
2	4216.000	50.39	74.0	23.61	Peak	330.00	200	Vertical	Pass
2**	4216.000	40.44	54.0	13.56	AV	330.00	200	Vertical	Pass
3	5297.800	106.09	--	--	Peak	330.00	100	Vertical	N/A
3**	5297.800	98.94	--	--	AV	330.00	100	Vertical	N/A
4	7452.237	50.74	74.0	23.26	Peak	48.00	100	Vertical	Pass
4**	7452.237	41.83	54.0	12.17	AV	48.00	100	Vertical	Pass
5	11924.588	52.13	74.0	21.87	Peak	360.00	150	Vertical	Pass
5**	11924.588	42.66	54.0	11.34	AV	360.00	150	Vertical	Pass
6	15499.688	55.92	74.0	18.08	Peak	185.00	100	Vertical	Pass
6**	15499.688	44.29	54.0	9.71	AV	185.00	100	Vertical	Pass

11n40, U-NII-1, 1 GHz to 18 GHz, Low Channel, ANT H

No.	Frequency (MHz)	Results (dBuV/m)	Limit (dBuV/m)	Margin (dB)	Detector	Table (Degree)	Height (cm)	Antenna	Verdict
1	1494.400	38.37	74.0	35.63	Peak	360.00	100	Horizontal	Pass
1**	1494.400	29.11	54.0	24.89	AV	360.00	100	Horizontal	Pass
2	4152.200	47.98	74.0	26.02	Peak	143.00	150	Horizontal	Pass
2**	4152.200	43.98	54.0	10.02	AV	143.00	150	Horizontal	Pass
3	5192.000	102.67	--	--	Peak	169.00	100	Horizontal	N/A
3**	5192.000	94.45	--	--	AV	169.00	100	Horizontal	N/A
4	7447.925	49.71	74.0	24.29	Peak	0.00	100	Horizontal	Pass
4**	7447.925	40.52	54.0	13.48	AV	0.00	100	Horizontal	Pass
5	11918.262	52.20	74.0	21.80	Peak	323.00	150	Horizontal	Pass
5**	11918.262	43.37	54.0	10.63	AV	323.00	150	Horizontal	Pass
6	15799.463	54.80	74.0	19.20	Peak	160.00	300	Horizontal	Pass
6**	15799.463	45.06	54.0	8.94	AV	160.00	300	Horizontal	Pass

11n40, U-NII-1, 1 GHz to 18 GHz, Low Channel, ANT V

No.	Frequency (MHz)	Results (dBuV/m)	Limit (dBuV/m)	Margin (dB)	Detector	Table (Degree)	Height (cm)	Antenna	Verdict
1	1405.100	39.93	74.0	34.07	Peak	288.00	150	Vertical	Pass
1**	1405.100	28.90	54.0	25.10	AV	288.00	150	Vertical	Pass
2	4313.200	50.14	74.0	23.86	Peak	11.00	400	Vertical	Pass
2**	4313.200	39.63	54.0	14.37	AV	11.00	400	Vertical	Pass
3	5192.000	94.71	--	--	Peak	348.00	100	Vertical	N/A
3**	5192.000	87.33	--	--	AV	348.00	100	Vertical	N/A
4	7571.550	50.02	74.0	23.98	Peak	151.00	300	Vertical	Pass
4**	7571.550	40.53	54.0	13.47	AV	151.00	300	Vertical	Pass
5	10917.474	52.01	74.0	21.99	Peak	304.00	200	Vertical	Pass
5**	10917.474	42.45	54.0	11.55	AV	304.00	200	Vertical	Pass
6	15513.338	54.74	74.0	19.26	Peak	0.00	300	Vertical	Pass
6**	15513.338	44.48	54.0	9.52	AV	0.00	300	Vertical	Pass

11n40, U-NII-1, 1 GHz to 18 GHz, High Channel, ANT H

No.	Frequency (MHz)	Results (dBuV/m)	Limit (dBuV/m)	Margin (dB)	Detector	Table (Degree)	Height (cm)	Antenna	Verdict
1	1452.400	38.65	74.0	35.35	Peak	202.00	200	Horizontal	Pass
1**	1452.400	28.79	54.0	25.21	AV	202.00	200	Horizontal	Pass
2	4184.200	48.38	74.0	25.62	Peak	149.00	150	Horizontal	Pass
2**	4184.200	43.39	54.0	10.61	AV	149.00	150	Horizontal	Pass
3	5228.200	103.83	--	--	Peak	149.00	150	Horizontal	N/A
3**	5228.200	95.80	--	--	AV	149.00	150	Horizontal	N/A
4	7537.050	50.38	74.0	23.62	Peak	85.00	200	Horizontal	Pass
4**	7537.050	40.65	54.0	13.35	AV	85.00	200	Horizontal	Pass
5	11939.826	51.53	74.0	22.47	Peak	191.00	100	Horizontal	Pass
5**	11939.826	42.39	54.0	11.61	AV	191.00	100	Horizontal	Pass
6	16103.963	54.30	74.0	19.70	Peak	0.00	400	Horizontal	Pass
6**	16103.963	45.10	54.0	8.90	AV	0.00	400	Horizontal	Pass

11n40, U-NII-1, 1 GHz to 18 GHz, High Channel, ANT V

No.	Frequency (MHz)	Results (dBuV/m)	Limit (dBuV/m)	Margin (dB)	Detector	Table (Degree)	Height (cm)	Antenna	Verdict
1	1597.600	38.47	74.0	35.53	Peak	163.00	200	Vertical	Pass
1**	1597.600	28.55	54.0	25.45	AV	163.00	200	Vertical	Pass
2	4190.800	49.90	74.0	24.10	Peak	133.00	400	Vertical	Pass
2**	4190.800	40.94	54.0	13.06	AV	133.00	400	Vertical	Pass
3	5227.000	94.04	--	--	Peak	145.00	100	Vertical	N/A
3**	5227.000	86.68	--	--	AV	145.00	100	Vertical	N/A
4	7341.263	50.71	74.0	23.29	Peak	324.00	100	Vertical	Pass
4**	7341.263	40.20	54.0	13.80	AV	324.00	100	Vertical	Pass
5	11771.062	51.55	74.0	22.45	Peak	166.00	200	Vertical	Pass
5**	11771.062	41.92	54.0	12.08	AV	166.00	200	Vertical	Pass
6	15823.612	54.98	74.0	19.02	Peak	93.00	100	Vertical	Pass
6**	15823.612	45.18	54.0	8.82	AV	93.00	100	Vertical	Pass

11ac20, U-NII-1, 1 GHz to 18 GHz, Low Channel, ANT H

No.	Frequency (MHz)	Results (dBuV/m)	Limit (dBuV/m)	Margin (dB)	Detector	Table (Degree)	Height (cm)	Antenna	Verdict
1	1451.100	38.92	74.0	35.08	Peak	83.00	100	Horizontal	Pass
1**	1451.100	28.71	54.0	25.29	AV	83.00	100	Horizontal	Pass
2	4144.000	50.11	74.0	23.89	Peak	177.00	150	Horizontal	Pass
2**	4144.000	44.46	54.0	9.54	AV	177.00	150	Horizontal	Pass
3	5178.600	108.06	--	--	Peak	151.00	150	Horizontal	N/A
3**	5178.600	100.21	--	--	AV	151.00	150	Horizontal	N/A
4	7466.900	49.98	74.0	24.02	Peak	360.00	300	Horizontal	Pass
4**	7466.900	41.09	54.0	12.91	AV	360.00	300	Horizontal	Pass
5	11818.500	52.40	74.0	21.60	Peak	344.00	200	Horizontal	Pass
5**	11818.500	42.72	54.0	11.28	AV	344.00	200	Horizontal	Pass
6	15832.013	54.21	74.0	19.79	Peak	318.00	400	Horizontal	Pass
6**	15832.013	45.44	54.0	8.56	AV	318.00	400	Horizontal	Pass

11ac20, U-NII-1, 1 GHz to 18 GHz, Low Channel, ANT V

No.	Frequency (MHz)	Results (dBuV/m)	Limit (dBuV/m)	Margin (dB)	Detector	Table (Degree)	Height (cm)	Antenna	Verdict
1	1447.500	38.59	74.0	35.41	Peak	171.00	300	Vertical	Pass
1**	1447.500	29.23	54.0	24.77	AV	171.00	300	Vertical	Pass
2	4392.600	50.02	74.0	23.98	Peak	360.00	200	Vertical	Pass
2**	4392.600	41.05	54.0	12.95	AV	360.00	200	Vertical	Pass
3	5179.000	98.20	--	--	Peak	142.00	100	Vertical	N/A
3**	5179.000	91.41	--	--	AV	142.00	100	Vertical	N/A
4	7585.638	49.63	74.0	24.37	Peak	40.00	300	Vertical	Pass
4**	7585.638	40.91	54.0	13.09	AV	40.00	300	Vertical	Pass
5	11331.188	52.03	74.0	21.97	Peak	238.00	200	Vertical	Pass
5**	11331.188	42.71	54.0	11.29	AV	238.00	200	Vertical	Pass
6	15848.025	54.74	74.0	19.26	Peak	305.00	200	Vertical	Pass
6**	15848.025	45.14	54.0	8.86	AV	305.00	200	Vertical	Pass

11ac20, U-NII-1, 1 GHz to 18 GHz, Middle Channel, ANT H

No.	Frequency (MHz)	Results (dBuV/m)	Limit (dBuV/m)	Margin (dB)	Detector	Table (Degree)	Height (cm)	Antenna	Verdict
1	1584.000	39.67	74.0	34.33	Peak	11.00	300	Horizontal	Pass
1**	1584.000	29.68	54.0	24.32	AV	11.00	300	Horizontal	Pass
2	4092.600	50.61	74.0	23.39	Peak	223.00	100	Horizontal	Pass
2**	4092.600	40.44	54.0	13.56	AV	223.00	100	Horizontal	Pass
3	5221.200	107.93	--	--	Peak	86.00	100	Horizontal	N/A
3**	5221.200	99.74	--	--	AV	86.00	100	Horizontal	N/A
4	7504.275	50.28	74.0	23.72	Peak	318.00	200	Horizontal	Pass
4**	7504.275	42.28	54.0	11.72	AV	318.00	200	Horizontal	Pass
5	11901.875	52.23	74.0	21.77	Peak	65.00	100	Horizontal	Pass
5**	11901.875	42.64	54.0	11.36	AV	65.00	100	Horizontal	Pass
6	15833.326	54.89	74.0	19.11	Peak	285.00	400	Horizontal	Pass
6**	15833.326	44.60	54.0	9.40	AV	285.00	400	Horizontal	Pass

11ac20, U-NII-1, 1 GHz to 18 GHz, Middle Channel, ANT V

No.	Frequency (MHz)	Results (dBuV/m)	Limit (dBuV/m)	Margin (dB)	Detector	Table (Degree)	Height (cm)	Antenna	Verdict
1	1460.900	39.55	74.0	34.45	Peak	237.00	400	Vertical	Pass
1**	1460.900	30.08	54.0	23.92	AV	237.00	400	Vertical	Pass
2	4162.800	50.29	74.0	23.71	Peak	104.00	200	Vertical	Pass
2**	4162.800	41.34	54.0	12.66	AV	104.00	200	Vertical	Pass
3	5221.800	105.27	--	--	Peak	352.00	100	Vertical	N/A
3**	5221.800	98.29	--	--	AV	352.00	100	Vertical	N/A
4	7470.925	50.31	74.0	23.69	Peak	307.00	100	Vertical	Pass
4**	7470.925	41.19	54.0	12.81	AV	307.00	100	Vertical	Pass
5	11822.238	52.36	74.0	21.64	Peak	324.00	100	Vertical	Pass
5**	11822.238	43.02	54.0	10.98	AV	324.00	100	Vertical	Pass
6	15824.400	55.53	74.0	18.47	Peak	267.00	150	Vertical	Pass
6**	15824.400	46.06	54.0	7.94	AV	267.00	150	Vertical	Pass

11ac20, U-NII-1, 1 GHz to 18 GHz, High Channel, ANT H

No.	Frequency (MHz)	Results (dBuV/m)	Limit (dBuV/m)	Margin (dB)	Detector	Table (Degree)	Height (cm)	Antenna	Verdict
1	1577.300	38.74	74.0	35.26	Peak	38.00	200	Horizontal	Pass
1**	1577.300	29.42	54.0	24.58	AV	38.00	200	Horizontal	Pass
2	4192.400	48.21	74.0	25.79	Peak	153.00	150	Horizontal	Pass
2**	4192.400	44.32	54.0	9.68	AV	153.00	150	Horizontal	Pass
3	5243.800	107.41	--	--	Peak	153.00	150	Horizontal	N/A
3**	5243.800	98.96	--	--	AV	153.00	150	Horizontal	N/A
4	7490.475	50.36	74.0	23.64	Peak	119.00	100	Horizontal	Pass
4**	7490.475	40.61	54.0	13.39	AV	119.00	100	Horizontal	Pass
5	11322.276	51.33	74.0	22.67	Peak	295.00	150	Horizontal	Pass
5**	11322.276	42.95	54.0	11.05	AV	295.00	150	Horizontal	Pass
6	16097.662	54.26	74.0	19.74	Peak	130.00	200	Horizontal	Pass
6**	16097.662	45.18	54.0	8.82	AV	130.00	200	Horizontal	Pass

11ac20, U-NII-1, 1 GHz to 18 GHz, High Channel, ANT V

No.	Frequency (MHz)	Results (dBuV/m)	Limit (dBuV/m)	Margin (dB)	Detector	Table (Degree)	Height (cm)	Antenna	Verdict
1	1464.700	38.62	74.0	35.38	Peak	124.00	400	Vertical	Pass
1**	1464.700	28.99	54.0	25.01	AV	124.00	400	Vertical	Pass
2	4117.400	50.03	74.0	23.97	Peak	154.00	100	Vertical	Pass
2**	4117.400	40.47	54.0	13.53	AV	154.00	100	Vertical	Pass
3	5241.600	99.81	--	--	Peak	291.00	200	Vertical	N/A
3**	5241.600	92.28	--	--	AV	291.00	200	Vertical	N/A
4	7464.600	51.11	74.0	22.89	Peak	123.00	300	Vertical	Pass
4**	7464.600	40.42	54.0	13.58	AV	123.00	300	Vertical	Pass
5	11328.600	52.14	74.0	21.86	Peak	325.00	100	Vertical	Pass
5**	11328.600	43.07	54.0	10.93	AV	325.00	100	Vertical	Pass
6	15483.675	54.98	74.0	19.02	Peak	309.00	400	Vertical	Pass
6**	15483.675	45.16	54.0	8.84	AV	309.00	400	Vertical	Pass

11ac40, U-NII-1, 1 GHz to 18 GHz, Low Channel, ANT H

No.	Frequency (MHz)	Results (dBuV/m)	Limit (dBuV/m)	Margin (dB)	Detector	Table (Degree)	Height (cm)	Antenna	Verdict
1	1566.300	38.55	74.0	35.45	Peak	315.00	400	Horizontal	Pass
1**	1566.300	28.33	54.0	25.67	AV	315.00	400	Horizontal	Pass
2	4152.200	48.48	74.0	25.52	Peak	188.00	150	Horizontal	Pass
2**	4152.200	43.96	54.0	10.04	AV	188.00	150	Horizontal	Pass
3	5191.800	101.09	--	--	Peak	98.00	150	Horizontal	N/A
3**	5191.800	93.23	--	--	AV	98.00	150	Horizontal	N/A
4	7450.800	49.83	74.0	24.17	Peak	288.00	400	Horizontal	Pass
4**	7450.800	41.49	54.0	12.51	AV	288.00	400	Horizontal	Pass
5	10915.174	51.97	74.0	22.03	Peak	214.00	150	Horizontal	Pass
5**	10915.174	42.72	54.0	11.28	AV	214.00	150	Horizontal	Pass
6	16094.250	54.30	74.0	19.70	Peak	360.00	400	Horizontal	Pass
6**	16094.250	44.55	54.0	9.45	AV	360.00	400	Horizontal	Pass

11ac40, U-NII-1, 1 GHz to 18 GHz, Low Channel, ANT V

No.	Frequency (MHz)	Results (dBuV/m)	Limit (dBuV/m)	Margin (dB)	Detector	Table (Degree)	Height (cm)	Antenna	Verdict
1	1561.200	38.28	74.0	35.72	Peak	197.00	100	Vertical	Pass
1**	1561.200	29.80	54.0	24.20	AV	197.00	100	Vertical	Pass
2	3960.800	49.99	74.0	24.01	Peak	174.00	300	Vertical	Pass
2**	3960.800	39.56	54.0	14.44	AV	174.00	300	Vertical	Pass
3	5184.200	95.07	--	--	Peak	299.00	200	Vertical	N/A
3**	5184.200	87.05	--	--	AV	299.00	200	Vertical	N/A
4	7448.787	49.99	74.0	24.01	Peak	268.00	200	Vertical	Pass
4**	7448.787	40.66	54.0	13.34	AV	268.00	200	Vertical	Pass
5	11893.537	51.45	74.0	22.55	Peak	229.00	200	Vertical	Pass
5**	11893.537	42.25	54.0	11.75	AV	229.00	200	Vertical	Pass
6	15814.688	54.35	74.0	19.65	Peak	0.00	300	Vertical	Pass
6**	15814.688	45.52	54.0	8.48	AV	0.00	300	Vertical	Pass

11ac40, U-NII-1, 1 GHz to 18 GHz, High Channel, ANT H

No.	Frequency (MHz)	Results (dBuV/m)	Limit (dBuV/m)	Margin (dB)	Detector	Table (Degree)	Height (cm)	Antenna	Verdict
1	1506.600	38.35	74.0	35.65	Peak	327.00	200	Horizontal	Pass
1**	1506.600	29.31	54.0	24.69	AV	327.00	200	Horizontal	Pass
2	3895.000	50.45	74.0	23.55	Peak	360.00	100	Horizontal	Pass
2**	3895.000	41.52	54.0	12.48	AV	360.00	100	Horizontal	Pass
3	5228.200	103.06	--	--	Peak	154.00	100	Horizontal	N/A
3**	5228.200	95.11	--	--	AV	154.00	100	Horizontal	N/A
4	7514.625	49.84	74.0	24.16	Peak	138.00	300	Horizontal	Pass
4**	7514.625	41.56	54.0	12.44	AV	138.00	300	Horizontal	Pass
5	11339.237	51.96	74.0	22.04	Peak	281.00	100	Horizontal	Pass
5**	11339.237	41.75	54.0	12.25	AV	281.00	100	Horizontal	Pass
6	16079.813	54.27	74.0	19.73	Peak	226.00	200	Horizontal	Pass
6**	16079.813	44.76	54.0	9.24	AV	226.00	200	Horizontal	Pass

11ac40, U-NII-1, 1 GHz to 18 GHz, High Channel, ANT V

No.	Frequency (MHz)	Results (dBuV/m)	Limit (dBuV/m)	Margin (dB)	Detector	Table (Degree)	Height (cm)	Antenna	Verdict
1	1565.800	38.63	74.0	35.37	Peak	52.00	200	Vertical	Pass
1**	1565.800	29.19	54.0	24.81	AV	52.00	200	Vertical	Pass
2	3745.600	50.18	74.0	23.82	Peak	360.00	100	Vertical	Pass
2**	3745.600	39.47	54.0	14.53	AV	360.00	100	Vertical	Pass
3	5232.000	94.20	--	--	Peak	146.00	150	Vertical	N/A
3**	5232.000	86.71	--	--	AV	146.00	150	Vertical	N/A
4	7472.937	50.06	74.0	23.94	Peak	35.00	300	Vertical	Pass
4**	7472.937	40.15	54.0	13.85	AV	35.00	300	Vertical	Pass
5	11334.062	51.64	74.0	22.36	Peak	55.00	200	Vertical	Pass
5**	11334.062	42.70	54.0	11.30	AV	55.00	200	Vertical	Pass
6	16128.113	54.14	74.0	19.86	Peak	357.00	400	Vertical	Pass
6**	16128.113	44.32	54.0	9.68	AV	357.00	400	Vertical	Pass

11ac80, U-NII-1, 1 GHz to 18 GHz, Middle Channel, ANT H

No.	Frequency (MHz)	Results (dBuV/m)	Limit (dBuV/m)	Margin (dB)	Detector	Table (Degree)	Height (cm)	Antenna	Verdict
1	1501.500	38.67	74.0	35.33	Peak	360.00	400	Horizontal	Pass
1**	1501.500	29.42	54.0	24.58	AV	360.00	400	Horizontal	Pass
2	3986.200	49.79	74.0	24.21	Peak	186.00	400	Horizontal	Pass
2**	3986.200	40.27	54.0	13.73	AV	186.00	400	Horizontal	Pass
3	5199.800	100.29	--	--	Peak	154.00	150	Horizontal	N/A
3**	5199.800	92.51	--	--	AV	154.00	150	Horizontal	N/A
4	7476.388	49.66	74.0	24.34	Peak	327.00	300	Horizontal	Pass
4**	7476.388	40.73	54.0	13.27	AV	327.00	300	Horizontal	Pass
5	11924.875	51.49	74.0	22.51	Peak	0.00	150	Horizontal	Pass
5**	11924.875	42.87	54.0	11.13	AV	0.00	150	Horizontal	Pass
6	15834.637	54.32	74.0	19.68	Peak	292.00	100	Horizontal	Pass
6**	15834.637	45.39	54.0	8.61	AV	292.00	100	Horizontal	Pass

11ac80, U-NII-1, 1 GHz to 18 GHz, Middle Channel, ANT V

No.	Frequency (MHz)	Results (dBuV/m)	Limit (dBuV/m)	Margin (dB)	Detector	Table (Degree)	Height (cm)	Antenna	Verdict
1	1586.300	38.65	74.0	35.35	Peak	243.00	400	Vertical	Pass
1**	1586.300	29.62	54.0	24.38	AV	243.00	400	Vertical	Pass
2	4268.000	49.94	74.0	24.06	Peak	0.00	100	Vertical	Pass
2**	4268.000	40.64	54.0	13.36	AV	0.00	100	Vertical	Pass
3	5203.400	90.43	--	--	Peak	160.00	150	Vertical	N/A
3**	5203.400	82.38	--	--	AV	160.00	150	Vertical	N/A
4	7453.675	50.52	74.0	23.48	Peak	286.00	300	Vertical	Pass
4**	7453.675	41.48	54.0	12.52	AV	286.00	300	Vertical	Pass
5	11779.112	51.37	74.0	22.63	Peak	84.00	150	Vertical	Pass
5**	11779.112	42.30	54.0	11.70	AV	84.00	150	Vertical	Pass
6	16096.874	54.91	74.0	19.09	Peak	68.00	300	Vertical	Pass
6**	16096.874	45.41	54.0	8.59	AV	68.00	300	Vertical	Pass

11a, U-NII-2A, 1 GHz to 18 GHz, Low Channel, ANT H

No.	Frequency (MHz)	Results (dBuV/m)	Limit (dBuV/m)	Margin (dB)	Detector	Table (Degree)	Height (cm)	Antenna	Verdict
1	1405.600	39.40	74.0	34.60	Peak	337.00	200	Horizontal	Pass
1**	1405.600	29.19	54.0	24.81	AV	337.00	200	Horizontal	Pass
2	3002.200	46.44	68.2	21.76	Peak	122.00	150	Horizontal	Pass
2**	3002.200	37.25	--	--	AV	122.00	150	Horizontal	N/A
3	4979.600	52.03	74.0	21.97	Peak	41.00	100	Horizontal	Pass
3**	4979.600	43.55	54.0	10.45	AV	41.00	100	Horizontal	Pass
4	5258.400	108.90	--	--	Peak	156.00	300	Horizontal	N/A
4**	5258.400	102.38	--	--	AV	156.00	300	Horizontal	N/A
5	11211.013	51.80	74.0	22.20	Peak	227.00	200	Horizontal	Pass
5**	11211.013	42.32	54.0	11.68	AV	227.00	200	Horizontal	Pass
6	17420.663	55.43	68.2	12.77	Peak	135.00	300	Horizontal	Pass
6**	17420.663	46.92	--	--	AV	135.00	300	Horizontal	N/A

11a, U-NII-2A, 1 GHz to 18 GHz, Low Channel, ANT V

No.	Frequency (MHz)	Results (dBuV/m)	Limit (dBuV/m)	Margin (dB)	Detector	Table (Degree)	Height (cm)	Antenna	Verdict
1	1478.200	38.70	74.0	35.30	Peak	109.00	200	Vertical	Pass
1**	1478.200	28.87	54.0	25.13	AV	109.00	200	Vertical	Pass
2	4138.000	49.93	74.0	24.07	Peak	65.00	400	Vertical	Pass
2**	4138.000	39.95	54.0	14.05	AV	65.00	400	Vertical	Pass
3	5261.000	99.85	--	247.15	Peak	347.00	200	Vertical	N/A
3**	5261.000	93.84	--	-93.84	AV	347.00	200	Vertical	N/A
4	7465.462	50.55	74.0	23.45	Peak	330.00	400	Vertical	Pass
4**	7465.462	40.76	54.0	13.24	AV	330.00	400	Vertical	Pass
5	11761.000	52.15	74.0	21.85	Peak	73.00	150	Vertical	Pass
5**	11761.000	41.95	54.0	12.05	AV	73.00	150	Vertical	Pass
6	16133.100	54.31	74.0	19.69	Peak	135.00	100	Vertical	Pass
6**	16133.100	44.64	54.0	9.36	AV	135.00	100	Vertical	Pass

11a, U-NII-2A, 1 GHz to 18 GHz, Middle Channel, ANT H

No.	Frequency (MHz)	Results (dBuV/m)	Limit (dBuV/m)	Margin (dB)	Detector	Table (Degree)	Height (cm)	Antenna	Verdict
1	1484.400	39.11	74.0	34.89	Peak	242.00	100	Horizontal	Pass
1**	1484.400	29.27	54.0	24.73	AV	242.00	100	Horizontal	Pass
2	4144.800	50.97	74.0	23.03	Peak	60.00	100	Horizontal	Pass
2**	4144.800	41.48	54.0	12.52	AV	60.00	100	Horizontal	Pass
3	5238.600	106.46	--	--	Peak	95.00	150	Horizontal	N/A
3**	5238.600	99.29	--	--	AV	95.00	150	Horizontal	N/A
4	7329.475	50.31	74.0	23.69	Peak	82.00	400	Horizontal	Pass
4**	7329.475	40.38	54.0	13.62	AV	82.00	400	Horizontal	Pass
5	12492.112	51.76	74.0	22.24	Peak	202.00	100	Horizontal	Pass
5**	12492.112	42.00	54.0	12.00	AV	202.00	100	Horizontal	Pass
6	15809.700	55.89	74.0	18.11	Peak	246.00	100	Horizontal	Pass
6**	15809.700	45.80	54.0	8.20	AV	246.00	100	Horizontal	Pass

11a, U-NII-2A, 1 GHz to 18 GHz, Middle Channel, ANT V

No.	Frequency (MHz)	Results (dBuV/m)	Limit (dBuV/m)	Margin (dB)	Detector	Table (Degree)	Height (cm)	Antenna	Verdict
1	1447.200	39.60	74.0	34.40	Peak	0.00	100	Vertical	Pass
1**	1447.200	30.76	54.0	23.24	AV	0.00	100	Vertical	Pass
2	4012.800	50.42	74.0	23.58	Peak	261.00	200	Vertical	Pass
2**	4012.800	40.50	54.0	13.50	AV	261.00	200	Vertical	Pass
3	5238.400	104.32	--	--	Peak	340.00	150	Vertical	N/A
3**	5238.400	97.85	--	--	AV	340.00	150	Vertical	N/A
4	7469.200	50.35	74.0	23.65	Peak	286.00	400	Vertical	Pass
4**	7469.200	40.86	54.0	13.14	AV	286.00	400	Vertical	Pass
5	11947.875	52.14	74.0	21.86	Peak	252.00	100	Vertical	Pass
5**	11947.875	43.12	54.0	10.88	AV	252.00	100	Vertical	Pass
6	16086.375	54.48	74.0	19.52	Peak	189.00	200	Vertical	Pass
6**	16086.375	45.34	54.0	8.66	AV	189.00	200	Vertical	Pass

11a, U-NII-2A, 1 GHz to 18 GHz, High Channel, ANT H

No.	Frequency (MHz)	Results (dBuV/m)	Limit (dBuV/m)	Margin (dB)	Detector	Table (Degree)	Height (cm)	Antenna	Verdict
1	1626.300	38.80	74.0	35.20	Peak	254.00	200	Horizontal	Pass
1**	1626.300	29.23	54.0	24.77	AV	254.00	200	Horizontal	Pass
2	4030.000	50.41	74.0	23.59	Peak	90.00	400	Horizontal	Pass
2**	4030.000	40.27	54.0	13.73	AV	90.00	400	Horizontal	Pass
3	5318.400	107.92	--	--	Peak	162.00	150	Horizontal	N/A
3**	5318.400	100.19	--	--	AV	162.00	150	Horizontal	N/A
4	7338.387	49.72	74.0	24.28	Peak	62.00	300	Horizontal	Pass
4**	7338.387	39.99	54.0	14.01	AV	62.00	300	Horizontal	Pass
5	11908.775	51.70	74.0	22.30	Peak	113.00	150	Horizontal	Pass
5**	11908.775	42.24	54.0	11.76	AV	113.00	150	Horizontal	Pass
6	15812.062	54.88	74.0	19.12	Peak	200.00	100	Horizontal	Pass
6**	15812.062	45.67	54.0	8.33	AV	200.00	100	Horizontal	Pass

11a, U-NII-2A, 1 GHz to 18 GHz, High Channel, ANT V

No.	Frequency (MHz)	Results (dBuV/m)	Limit (dBuV/m)	Margin (dB)	Detector	Table (Degree)	Height (cm)	Antenna	Verdict
1	1518.500	38.51	74.0	35.49	Peak	278.00	200	Vertical	Pass
1**	1518.500	28.85	54.0	25.15	AV	278.00	200	Vertical	Pass
2	4357.000	49.68	74.0	24.32	Peak	160.00	300	Vertical	Pass
2**	4357.000	40.69	54.0	13.31	AV	160.00	300	Vertical	Pass
3	5318.600	100.03	--	--	Peak	160.00	100	Vertical	N/A
3**	5318.600	92.59	--	--	AV	160.00	100	Vertical	N/A
4	7553.150	50.70	74.0	23.30	Peak	115.00	400	Vertical	Pass
4**	7553.150	40.25	54.0	13.75	AV	115.00	400	Vertical	Pass
5	10921.500	51.87	74.0	22.13	Peak	288.00	200	Vertical	Pass
5**	10921.500	42.93	54.0	11.07	AV	288.00	200	Vertical	Pass
6	15951.974	55.00	74.0	19.00	Peak	302.00	400	Vertical	Pass
6**	15951.974	44.44	54.0	9.56	AV	302.00	400	Vertical	Pass

11n20, U-NII-2A, 1 GHz to 18 GHz, Low Channel, ANT H

No.	Frequency (MHz)	Results (dBuV/m)	Limit (dBuV/m)	Margin (dB)	Detector	Table (Degree)	Height (cm)	Antenna	Verdict
1	1379.500	40.49	74.0	33.51	Peak	32.00	150	Horizontal	Pass
1**	1379.500	28.81	54.0	25.19	AV	32.00	150	Horizontal	Pass
2	4208.200	49.59	74.0	24.41	Peak	143.00	150	Horizontal	Pass
2**	4208.200	43.92	54.0	10.08	AV	143.00	150	Horizontal	Pass
3	5261.600	107.71	--	--	Peak	143.00	150	Horizontal	N/A
3**	5261.600	100.60	--	--	AV	143.00	150	Horizontal	N/A
4	7503.700	49.71	74.0	24.29	Peak	85.00	200	Horizontal	Pass
4**	7503.700	41.14	54.0	12.86	AV	85.00	200	Horizontal	Pass
5	11818.787	52.19	74.0	21.81	Peak	196.00	200	Horizontal	Pass
5**	11818.787	42.14	54.0	11.86	AV	196.00	200	Horizontal	Pass
6	16076.662	54.24	74.0	19.76	Peak	259.00	200	Horizontal	Pass
6**	16076.662	45.20	54.0	8.80	AV	259.00	200	Horizontal	Pass

11n20, U-NII-2A, 1 GHz to 18 GHz, Low Channel, ANT V

No.	Frequency (MHz)	Results (dBuV/m)	Limit (dBuV/m)	Margin (dB)	Detector	Table (Degree)	Height (cm)	Antenna	Verdict
1	1499.800	39.06	74.0	34.94	Peak	330.00	200	Vertical	Pass
1**	1499.800	28.71	54.0	25.29	AV	330.00	200	Vertical	Pass
2	4231.400	49.38	74.0	24.62	Peak	356.00	200	Vertical	Pass
2**	4231.400	40.71	54.0	13.29	AV	356.00	200	Vertical	Pass
3	5261.200	99.92	--	--	Peak	294.00	100	Vertical	N/A
3**	5261.200	93.10	--	--	AV	294.00	100	Vertical	N/A
4	7547.687	50.20	74.0	23.80	Peak	67.00	300	Vertical	Pass
4**	7547.687	40.61	54.0	13.39	AV	67.00	300	Vertical	Pass
5	11841.787	52.20	74.0	21.80	Peak	0.00	100	Vertical	Pass
5**	11841.787	42.27	54.0	11.73	AV	0.00	100	Vertical	Pass
6	15987.675	54.65	74.0	19.35	Peak	332.00	400	Vertical	Pass
6**	15987.675	44.33	54.0	9.67	AV	332.00	400	Vertical	Pass

11n20, U-NII-2A, 1 GHz to 18 GHz, Middle Channel, ANT H

No.	Frequency (MHz)	Results (dBuV/m)	Limit (dBuV/m)	Margin (dB)	Detector	Table (Degree)	Height (cm)	Antenna	Verdict
1	1486.900	39.73	74.0	34.27	Peak	202.00	100	Horizontal	Pass
1**	1486.900	29.98	54.0	24.02	AV	202.00	100	Horizontal	Pass
2	4381.400	50.55	74.0	23.45	Peak	48.00	300	Horizontal	Pass
2**	4381.400	41.41	54.0	12.59	AV	48.00	300	Horizontal	Pass
3	5301.600	105.47	--	--	Peak	126.00	150	Horizontal	N/A
3**	5301.600	98.64	--	--	AV	126.00	150	Horizontal	N/A
4	7394.450	50.84	74.0	23.16	Peak	32.00	100	Horizontal	Pass
4**	7394.450	41.12	54.0	12.88	AV	32.00	100	Horizontal	Pass
5	11938.675	51.91	74.0	22.09	Peak	241.00	100	Horizontal	Pass
5**	11938.675	42.72	54.0	11.28	AV	241.00	100	Horizontal	Pass
6	15834.900	54.91	74.0	19.09	Peak	299.00	200	Horizontal	Pass
6**	15834.900	45.74	54.0	8.26	AV	299.00	200	Horizontal	Pass

11n20, U-NII-2A, 1 GHz to 18 GHz, Middle Channel, ANT V

No.	Frequency (MHz)	Results (dBuV/m)	Limit (dBuV/m)	Margin (dB)	Detector	Table (Degree)	Height (cm)	Antenna	Verdict
1	1570.800	39.21	74.0	34.79	Peak	360.00	300	Vertical	Pass
1**	1570.800	29.25	54.0	24.75	AV	360.00	300	Vertical	Pass
2	4397.200	50.08	74.0	23.92	Peak	245.00	200	Vertical	Pass
2**	4397.200	41.38	54.0	12.62	AV	245.00	200	Vertical	Pass
3	5302.000	104.66	--	--	Peak	327.00	100	Vertical	N/A
3**	5302.000	97.30	--	--	AV	327.00	100	Vertical	N/A
4	7509.737	50.59	74.0	23.41	Peak	176.00	200	Vertical	Pass
4**	7509.737	41.68	54.0	12.32	AV	176.00	200	Vertical	Pass
5	11948.162	51.67	74.0	22.33	Peak	156.00	100	Vertical	Pass
5**	11948.162	42.52	54.0	11.48	AV	156.00	100	Vertical	Pass
6	15560.063	54.89	74.0	19.11	Peak	320.00	300	Vertical	Pass
6**	15560.063	46.65	54.0	7.35	AV	320.00	300	Vertical	Pass

11n20, U-NII-2A, 1 GHz to 18 GHz, High Channel, ANT H

No.	Frequency (MHz)	Results (dBuV/m)	Limit (dBuV/m)	Margin (dB)	Detector	Table (Degree)	Height (cm)	Antenna	Verdict
1	1624.600	39.07	74.0	34.93	Peak	341.00	200	Horizontal	Pass
1**	1624.600	29.35	54.0	24.65	AV	341.00	200	Horizontal	Pass
2	4212.000	49.74	74.0	24.26	Peak	231.00	300	Horizontal	Pass
2**	4212.000	40.36	54.0	13.64	AV	231.00	300	Horizontal	Pass
3	5323.000	108.38	--	--	Peak	143.00	150	Horizontal	N/A
3**	5323.000	101.58	--	--	AV	143.00	150	Horizontal	N/A
4	7431.250	49.68	74.0	24.32	Peak	212.00	200	Horizontal	Pass
4**	7431.250	40.25	54.0	13.75	AV	212.00	200	Horizontal	Pass
5	10924.662	52.34	74.0	21.66	Peak	136.00	150	Horizontal	Pass
5**	10924.662	42.63	54.0	11.37	AV	136.00	150	Horizontal	Pass
6	15969.299	54.53	74.0	19.47	Peak	40.00	200	Horizontal	Pass
6**	15969.299	45.63	54.0	8.37	AV	40.00	200	Horizontal	Pass

11n20, U-NII-2A, 1 GHz to 18 GHz, High Channel, ANT V

No.	Frequency (MHz)	Results (dBuV/m)	Limit (dBuV/m)	Margin (dB)	Detector	Table (Degree)	Height (cm)	Antenna	Verdict
1	1574.900	38.67	74.0	35.33	Peak	359.00	300	Vertical	Pass
1**	1574.900	29.30	54.0	24.70	AV	359.00	300	Vertical	Pass
2	4393.000	49.99	74.0	24.01	Peak	159.00	100	Vertical	Pass
2**	4393.000	40.47	54.0	13.53	AV	159.00	100	Vertical	Pass
3	5318.200	99.15	--	--	Peak	171.00	150	Vertical	N/A
3**	5318.200	91.08	--	--	AV	171.00	150	Vertical	N/A
4	7560.912	50.99	74.0	23.01	Peak	360.00	400	Vertical	Pass
4**	7560.912	40.50	54.0	13.50	AV	360.00	400	Vertical	Pass
5	10921.213	51.81	74.0	22.19	Peak	117.00	100	Vertical	Pass
5**	10921.213	42.74	54.0	11.26	AV	117.00	100	Vertical	Pass
6	15554.813	54.43	74.0	19.57	Peak	40.00	100	Vertical	Pass
6**	15554.813	44.01	54.0	9.99	AV	40.00	100	Vertical	Pass

11n40, U-NII-2A, 1 GHz to 18 GHz, Low Channel, ANT H

No.	Frequency (MHz)	Results (dBuV/m)	Limit (dBuV/m)	Margin (dB)	Detector	Table (Degree)	Height (cm)	Antenna	Verdict
1	1613.200	39.57	74.0	34.43	Peak	117.00	300	Horizontal	Pass
1**	1613.200	29.09	54.0	24.91	AV	117.00	300	Horizontal	Pass
2	4384.200	50.50	74.0	23.50	Peak	185.00	300	Horizontal	Pass
2**	4384.200	41.21	54.0	12.79	AV	185.00	300	Horizontal	Pass
3	5268.200	102.99	--	--	Peak	93.00	100	Horizontal	N/A
3**	5268.200	95.21	--	--	AV	93.00	100	Horizontal	N/A
4	7452.525	50.64	74.0	23.36	Peak	32.00	300	Horizontal	Pass
4**	7452.525	41.41	54.0	12.59	AV	32.00	300	Horizontal	Pass
5	10916.901	51.90	74.0	22.10	Peak	169.00	200	Horizontal	Pass
5**	10916.901	43.89	54.0	10.11	AV	169.00	200	Horizontal	Pass
6	15521.738	54.63	74.0	19.37	Peak	342.00	400	Horizontal	Pass
6**	15521.738	45.35	54.0	8.65	AV	342.00	400	Horizontal	Pass

11n40, U-NII-2A, 1 GHz to 18 GHz, Low Channel, ANT V

No.	Frequency (MHz)	Results (dBuV/m)	Limit (dBuV/m)	Margin (dB)	Detector	Table (Degree)	Height (cm)	Antenna	Verdict
1	1563.200	39.12	74.0	34.88	Peak	292.00	400	Vertical	Pass
1**	1563.200	30.31	54.0	23.69	AV	292.00	400	Vertical	Pass
2	3953.800	50.07	74.0	23.93	Peak	295.00	100	Vertical	Pass
2**	3953.800	40.29	54.0	13.71	AV	295.00	100	Vertical	Pass
3	5268.200	102.09	--	--	Peak	341.00	200	Vertical	N/A
3**	5268.200	94.46	--	--	AV	341.00	200	Vertical	N/A
4	7451.087	50.71	74.0	23.29	Peak	257.00	200	Vertical	Pass
4**	7451.087	42.01	54.0	11.99	AV	257.00	200	Vertical	Pass
5	12405.576	51.88	74.0	22.12	Peak	360.00	200	Vertical	Pass
5**	12405.576	43.18	54.0	10.82	AV	360.00	200	Vertical	Pass
6	15665.063	54.96	74.0	19.04	Peak	342.00	100	Vertical	Pass
6**	15665.063	45.20	54.0	8.80	AV	342.00	100	Vertical	Pass

11n40, U-NII-2A, 1 GHz to 18 GHz, High Channel, ANT H

No.	Frequency (MHz)	Results (dBuV/m)	Limit (dBuV/m)	Margin (dB)	Detector	Table (Degree)	Height (cm)	Antenna	Verdict
1	1501.800	38.71	74.0	35.29	Peak	212.00	100	Horizontal	Pass
1**	1501.800	29.26	54.0	24.74	AV	212.00	100	Horizontal	Pass
2	4384.400	49.86	74.0	24.14	Peak	138.00	100	Horizontal	Pass
2**	4384.400	40.58	54.0	13.42	AV	138.00	100	Horizontal	Pass
3	5312.000	102.79	--	--	Peak	68.00	150	Horizontal	N/A
3**	5312.000	94.58	--	--	AV	68.00	150	Horizontal	N/A
4	7446.488	49.85	74.0	24.15	Peak	90.00	400	Horizontal	Pass
4**	7446.488	41.25	54.0	12.75	AV	90.00	400	Horizontal	Pass
5	12407.012	51.60	74.0	22.40	Peak	294.00	100	Horizontal	Pass
5**	12407.012	41.64	54.0	12.36	AV	294.00	100	Horizontal	Pass
6	15843.299	54.43	74.0	19.57	Peak	285.00	100	Horizontal	Pass
6**	15843.299	44.65	54.0	9.35	AV	285.00	100	Horizontal	Pass

11n40, U-NII-2A, 1 GHz to 18 GHz, High Channel, ANT V

No.	Frequency (MHz)	Results (dBuV/m)	Limit (dBuV/m)	Margin (dB)	Detector	Table (Degree)	Height (cm)	Antenna	Verdict
1	1584.800	38.93	74.0	35.07	Peak	36.00	200	Vertical	Pass
1**	1584.800	28.83	54.0	25.17	AV	36.00	200	Vertical	Pass
2	4014.000	49.94	74.0	24.06	Peak	257.00	100	Vertical	Pass
2**	4014.000	40.01	54.0	13.99	AV	257.00	100	Vertical	Pass
3	5308.600	95.22	--	--	Peak	341.00	150	Vertical	N/A
3**	5308.600	88.59	--	--	AV	341.00	150	Vertical	N/A
4	7592.250	50.00	74.0	24.00	Peak	185.00	100	Vertical	Pass
4**	7592.250	40.83	54.0	13.17	AV	185.00	100	Vertical	Pass
5	11218.487	52.08	74.0	21.92	Peak	310.00	200	Vertical	Pass
5**	11218.487	41.49	54.0	12.51	AV	310.00	200	Vertical	Pass
6	16097.138	54.40	74.0	19.60	Peak	244.00	200	Vertical	Pass
6**	16097.138	45.30	54.0	8.70	AV	244.00	200	Vertical	Pass

11ac20, U-NII-2A, 1 GHz to 18 GHz, Low Channel, ANT H

No.	Frequency (MHz)	Results (dBuV/m)	Limit (dBuV/m)	Margin (dB)	Detector	Table (Degree)	Height (cm)	Antenna	Verdict
1	1541.000	39.82	74.0	34.18	Peak	331.00	200	Horizontal	Pass
1**	1541.000	29.71	54.0	24.29	AV	331.00	200	Horizontal	Pass
2	4037.400	51.11	74.0	22.89	Peak	23.00	200	Horizontal	Pass
2**	4037.400	39.75	54.0	14.25	AV	23.00	200	Horizontal	Pass
3	5259.600	107.37	--	--	Peak	91.00	100	Horizontal	N/A
3**	5259.600	99.44	--	--	AV	91.00	100	Horizontal	N/A
4	7438.725	49.87	74.0	24.13	Peak	136.00	300	Horizontal	Pass
4**	7438.725	41.18	54.0	12.82	AV	136.00	300	Horizontal	Pass
5	11901.300	52.09	74.0	21.91	Peak	50.00	100	Horizontal	Pass
5**	11901.300	42.60	54.0	11.40	AV	50.00	100	Horizontal	Pass
6	15808.125	54.96	74.0	19.04	Peak	12.00	100	Horizontal	Pass
6**	15808.125	45.14	54.0	8.86	AV	12.00	100	Horizontal	Pass

11ac20, U-NII-2A, 1 GHz to 18 GHz, Low Channel, ANT V

No.	Frequency (MHz)	Results (dBuV/m)	Limit (dBuV/m)	Margin (dB)	Detector	Table (Degree)	Height (cm)	Antenna	Verdict
1	1446.800	39.32	74.0	34.68	Peak	293.00	400	Vertical	Pass
1**	1446.800	29.73	54.0	24.27	AV	293.00	400	Vertical	Pass
2	4148.400	51.43	74.0	22.57	Peak	157.00	200	Vertical	Pass
2**	4148.400	40.41	54.0	13.59	AV	157.00	200	Vertical	Pass
3	5261.200	106.20	--	--	Peak	351.00	100	Vertical	N/A
3**	5261.200	98.56	--	--	AV	351.00	100	Vertical	N/A
4	7449.362	50.54	74.0	23.46	Peak	270.00	400	Vertical	Pass
4**	7449.362	41.82	54.0	12.18	AV	270.00	400	Vertical	Pass
5	12039.875	52.09	74.0	21.91	Peak	100.00	200	Vertical	Pass
5**	12039.875	41.58	54.0	12.42	AV	100.00	200	Vertical	Pass
6	16186.387	54.85	74.0	19.15	Peak	306.00	300	Vertical	Pass
6**	16186.387	44.99	54.0	9.01	AV	306.00	300	Vertical	Pass

11ac20, U-NII-2A, 1 GHz to 18 GHz, Middle Channel, ANT H

No.	Frequency (MHz)	Results (dBuV/m)	Limit (dBuV/m)	Margin (dB)	Detector	Table (Degree)	Height (cm)	Antenna	Verdict
1	1479.400	39.66	74.0	34.34	Peak	217.00	300	Horizontal	Pass
1**	1479.400	29.35	54.0	24.65	AV	217.00	300	Horizontal	Pass
2	4293.200	50.81	74.0	23.19	Peak	83.00	300	Horizontal	Pass
2**	4293.200	40.63	54.0	13.37	AV	83.00	300	Horizontal	Pass
3	5300.800	105.87	--	--	Peak	129.00	100	Horizontal	N/A
3**	5300.800	98.31	--	--	AV	129.00	100	Horizontal	N/A
4	7374.038	50.43	74.0	23.57	Peak	100.00	400	Horizontal	Pass
4**	7374.038	40.93	54.0	13.07	AV	100.00	400	Horizontal	Pass
5	11334.638	52.12	74.0	21.88	Peak	152.00	100	Horizontal	Pass
5**	11334.638	43.05	54.0	10.95	AV	152.00	100	Horizontal	Pass
6	15565.312	55.08	74.0	18.92	Peak	265.00	100	Horizontal	Pass
6**	15565.312	46.33	54.0	7.67	AV	265.00	100	Horizontal	Pass

11ac20, U-NII-2A, 1 GHz to 18 GHz, Middle Channel, ANT V

No.	Frequency (MHz)	Results (dBuV/m)	Limit (dBuV/m)	Margin (dB)	Detector	Table (Degree)	Height (cm)	Antenna	Verdict
1	1519.500	39.33	74.0	34.67	Peak	127.00	300	Vertical	Pass
1**	1519.500	29.35	54.0	24.65	AV	127.00	300	Vertical	Pass
2	4385.600	50.19	74.0	23.81	Peak	360.00	400	Vertical	Pass
2**	4385.600	41.19	54.0	12.81	AV	360.00	400	Vertical	Pass
3	5298.400	104.94	--	--	Peak	329.00	200	Vertical	N/A
3**	5298.400	96.86	--	--	AV	329.00	200	Vertical	N/A
4	7428.950	50.56	74.0	23.44	Peak	360.00	400	Vertical	Pass
4**	7428.950	40.41	54.0	13.59	AV	360.00	400	Vertical	Pass
5	12461.638	51.74	74.0	22.26	Peak	307.00	100	Vertical	Pass
5**	12461.638	41.85	54.0	12.15	AV	307.00	100	Vertical	Pass
6	15845.925	54.75	74.0	19.25	Peak	0.00	400	Vertical	Pass
6**	15845.925	45.17	54.0	8.83	AV	0.00	400	Vertical	Pass

11ac20, U-NII-2A, 1 GHz to 18 GHz, High Channel, ANT H

No.	Frequency (MHz)	Results (dBuV/m)	Limit (dBuV/m)	Margin (dB)	Detector	Table (Degree)	Height (cm)	Antenna	Verdict
1	1489.200	38.19	74.0	35.81	Peak	273.00	200	Horizontal	Pass
1**	1489.200	29.81	54.0	24.19	AV	273.00	200	Horizontal	Pass
2	3694.000	49.91	74.0	24.09	Peak	360.00	300	Horizontal	Pass
2**	3694.000	38.86	54.0	15.14	AV	360.00	300	Horizontal	Pass
3	5322.000	106.11	--	--	Peak	163.00	100	Horizontal	N/A
3**	5322.000	98.31	--	--	AV	163.00	100	Horizontal	N/A
4	7405.087	49.83	74.0	24.17	Peak	75.00	200	Horizontal	Pass
4**	7405.087	38.97	54.0	15.03	AV	75.00	200	Horizontal	Pass
5	11759.563	51.78	74.0	22.22	Peak	287.00	150	Horizontal	Pass
5**	11759.563	42.28	54.0	11.72	AV	287.00	150	Horizontal	Pass
6	15824.925	54.43	74.0	19.57	Peak	360.00	200	Horizontal	Pass
6**	15824.925	45.38	54.0	8.62	AV	360.00	200	Horizontal	Pass

11ac20, U-NII-2A, 1 GHz to 18 GHz, High Channel, ANT V

No.	Frequency (MHz)	Results (dBuV/m)	Limit (dBuV/m)	Margin (dB)	Detector	Table (Degree)	Height (cm)	Antenna	Verdict
1	1505.800	38.84	74.0	35.16	Peak	270.00	200	Vertical	Pass
1**	1505.800	29.79	54.0	24.21	AV	270.00	200	Vertical	Pass
2	4097.800	49.63	74.0	24.37	Peak	87.00	400	Vertical	Pass
2**	4097.800	40.33	54.0	13.67	AV	87.00	400	Vertical	Pass
3	5317.200	98.16	--	--	Peak	164.00	200	Vertical	N/A
3**	5317.200	90.64	--	--	AV	164.00	200	Vertical	N/A
4	7501.975	50.98	74.0	23.02	Peak	0.00	200	Vertical	Pass
4**	7501.975	41.44	54.0	12.56	AV	0.00	200	Vertical	Pass
5	11334.062	51.97	74.0	22.03	Peak	163.00	200	Vertical	Pass
5**	11334.062	42.99	54.0	11.01	AV	163.00	200	Vertical	Pass
6	15962.738	54.37	74.0	19.63	Peak	203.00	300	Vertical	Pass
6**	15962.738	44.39	54.0	9.61	AV	203.00	300	Vertical	Pass

11ac40, U-NII-2A, 1 GHz to 18 GHz, Low Channel, ANT H

No.	Frequency (MHz)	Results (dBuV/m)	Limit (dBuV/m)	Margin (dB)	Detector	Table (Degree)	Height (cm)	Antenna	Verdict
1	1507.700	39.13	74.0	34.87	Peak	0.00	300	Horizontal	Pass
1**	1507.700	29.63	54.0	24.37	AV	0.00	300	Horizontal	Pass
2	4379.400	50.25	74.0	23.75	Peak	214.00	200	Horizontal	Pass
2**	4379.400	41.11	54.0	12.89	AV	214.00	200	Horizontal	Pass
3	5271.600	102.82	--	--	Peak	100.00	150	Horizontal	N/A
3**	5271.600	95.12	--	--	AV	100.00	150	Horizontal	N/A
4	7445.913	50.26	74.0	23.74	Peak	184.00	400	Horizontal	Pass
4**	7445.913	41.67	54.0	12.33	AV	184.00	400	Horizontal	Pass
5	11498.225	51.84	74.0	22.16	Peak	202.00	100	Horizontal	Pass
5**	11498.225	41.93	54.0	12.07	AV	202.00	100	Horizontal	Pass
6	15831.224	54.92	74.0	19.08	Peak	70.00	100	Horizontal	Pass
6**	15831.224	45.97	54.0	8.03	AV	70.00	100	Horizontal	Pass

11ac40, U-NII-2A, 1 GHz to 18 GHz, Low Channel, ANT V

No.	Frequency (MHz)	Results (dBuV/m)	Limit (dBuV/m)	Margin (dB)	Detector	Table (Degree)	Height (cm)	Antenna	Verdict
1	1450.700	39.36	74.0	34.64	Peak	261.00	400	Vertical	Pass
1**	1450.700	29.72	54.0	24.28	AV	261.00	400	Vertical	Pass
2	4163.400	50.12	74.0	23.88	Peak	224.00	300	Vertical	Pass
2**	4163.400	41.76	54.0	12.24	AV	224.00	300	Vertical	Pass
3	5268.000	102.00	--	--	Peak	340.00	200	Vertical	N/A
3**	5268.000	94.27	--	--	AV	340.00	200	Vertical	N/A
4	7465.175	50.12	74.0	23.88	Peak	266.00	400	Vertical	Pass
4**	7465.175	40.54	54.0	13.46	AV	266.00	400	Vertical	Pass
5	12681.287	51.97	74.0	22.03	Peak	31.00	200	Vertical	Pass
5**	12681.287	42.28	54.0	11.72	AV	31.00	200	Vertical	Pass
6	15975.599	54.67	74.0	19.33	Peak	200.00	400	Vertical	Pass
6**	15975.599	45.61	54.0	8.39	AV	200.00	400	Vertical	Pass

11ac40, U-NII-2A, 1 GHz to 18 GHz, High Channel, ANT H

No.	Frequency (MHz)	Results (dBuV/m)	Limit (dBuV/m)	Margin (dB)	Detector	Table (Degree)	Height (cm)	Antenna	Verdict
1	1457.500	38.64	74.0	35.36	Peak	206.00	200	Horizontal	Pass
1**	1457.500	29.06	54.0	24.94	AV	206.00	200	Horizontal	Pass
2	4166.600	50.01	74.0	23.99	Peak	185.00	300	Horizontal	Pass
2**	4166.600	39.98	54.0	14.02	AV	185.00	300	Horizontal	Pass
3	5313.200	103.89	--	--	Peak	146.00	100	Horizontal	N/A
3**	5313.200	96.36	--	--	AV	146.00	100	Horizontal	N/A
4	7508.013	49.56	74.0	24.44	Peak	326.00	100	Horizontal	Pass
4**	7508.013	41.10	54.0	12.90	AV	326.00	100	Horizontal	Pass
5	10914.312	51.91	74.0	22.09	Peak	25.00	150	Horizontal	Pass
5**	10914.312	42.87	54.0	11.13	AV	25.00	150	Horizontal	Pass
6	16097.925	54.42	74.0	19.58	Peak	329.00	300	Horizontal	Pass
6**	16097.925	45.53	54.0	8.47	AV	329.00	300	Horizontal	Pass

11ac40, U-NII-2A, 1 GHz to 18 GHz, High Channel, ANT V

No.	Frequency (MHz)	Results (dBuV/m)	Limit (dBuV/m)	Margin (dB)	Detector	Table (Degree)	Height (cm)	Antenna	Verdict
1	1487.800	38.83	74.0	35.17	Peak	22.00	300	Vertical	Pass
1**	1487.800	30.20	54.0	23.80	AV	22.00	300	Vertical	Pass
2	4114.800	49.70	74.0	24.30	Peak	360.00	100	Vertical	Pass
2**	4114.800	40.24	54.0	13.76	AV	360.00	100	Vertical	Pass
3	5307.200	95.56	--	--	Peak	140.00	100	Vertical	N/A
3**	5307.200	88.78	--	--	AV	140.00	100	Vertical	N/A
4	7508.588	50.61	74.0	23.39	Peak	360.00	400	Vertical	Pass
4**	7508.588	40.71	54.0	13.29	AV	360.00	400	Vertical	Pass
5	11838.338	51.63	74.0	22.37	Peak	347.00	150	Vertical	Pass
5**	11838.338	42.87	54.0	11.13	AV	347.00	150	Vertical	Pass
6	16094.513	55.30	74.0	18.70	Peak	310.00	200	Vertical	Pass
6**	16094.513	45.46	54.0	8.54	AV	310.00	200	Vertical	Pass

11ac80, U-NII-2A, 1 GHz to 18 GHz, Middle Channel, ANT H

No.	Frequency (MHz)	Results (dBuV/m)	Limit (dBuV/m)	Margin (dB)	Detector	Table (Degree)	Height (cm)	Antenna	Verdict
1	1575.200	39.70	74.0	34.30	Peak	335.00	300	Horizontal	Pass
1**	1575.200	28.89	54.0	25.11	AV	335.00	300	Horizontal	Pass
2	4297.200	50.05	74.0	23.95	Peak	360.00	400	Horizontal	Pass
2**	4297.200	41.22	54.0	12.78	AV	360.00	400	Horizontal	Pass
3	5292.800	99.45	--	--	Peak	140.00	150	Horizontal	N/A
3**	5292.800	92.87	--	--	AV	140.00	150	Horizontal	N/A
4	7501.687	50.07	74.0	23.93	Peak	281.00	400	Horizontal	Pass
4**	7501.687	41.22	54.0	12.78	AV	281.00	400	Horizontal	Pass
5	10915.750	51.53	74.0	22.47	Peak	300.00	150	Horizontal	Pass
5**	10915.750	42.00	54.0	12.00	AV	300.00	150	Horizontal	Pass
6	16077.187	54.72	74.0	19.28	Peak	346.00	200	Horizontal	Pass
6**	16077.187	45.26	54.0	8.74	AV	346.00	200	Horizontal	Pass

11ac80, U-NII-2A, 1 GHz to 18 GHz, Middle Channel, ANT V

No.	Frequency (MHz)	Results (dBuV/m)	Limit (dBuV/m)	Margin (dB)	Detector	Table (Degree)	Height (cm)	Antenna	Verdict
1	1597.200	38.99	74.0	35.01	Peak	0.00	200	Vertical	Pass
1**	1597.200	28.96	54.0	25.04	AV	0.00	200	Vertical	Pass
2	4372.800	50.12	74.0	23.88	Peak	226.00	400	Vertical	Pass
2**	4372.800	40.65	54.0	13.35	AV	226.00	400	Vertical	Pass
3	5283.200	90.08	--	--	Peak	135.00	100	Vertical	N/A
3**	5283.200	82.77	--	--	AV	135.00	100	Vertical	N/A
4	7465.462	49.67	74.0	24.33	Peak	67.00	100	Vertical	Pass
4**	7465.462	41.29	54.0	12.71	AV	67.00	100	Vertical	Pass
5	11763.588	52.36	74.0	21.64	Peak	87.00	200	Vertical	Pass
5**	11763.588	42.62	54.0	11.38	AV	87.00	200	Vertical	Pass
6	15680.026	54.22	74.0	19.78	Peak	130.00	300	Vertical	Pass
6**	15680.026	44.48	54.0	9.52	AV	130.00	300	Vertical	Pass

11a, U-NII-2C, 1 GHz to 18 GHz, Low Channel, ANT H

No.	Frequency (MHz)	Results (dBuV/m)	Limit (dBuV/m)	Margin (dB)	Detector	Table (Degree)	Height (cm)	Antenna	Verdict
1	1584.700	39.01	74.0	34.99	Peak	58.00	200	Horizontal	Pass
1**	1584.700	29.51	54.0	24.49	AV	58.00	200	Horizontal	Pass
2	3812.000	49.96	74.0	24.04	Peak	196.00	400	Horizontal	Pass
2**	3812.000	40.43	54.0	13.57	AV	196.00	400	Horizontal	Pass
3	5501.600	108.52	--	--	Peak	90.00	200	Horizontal	N/A
3**	5501.600	100.86	--	--	AV	90.00	200	Horizontal	N/A
4	7513.763	50.09	74.0	23.91	Peak	210.00	100	Horizontal	Pass
4**	7513.763	40.94	54.0	13.06	AV	210.00	100	Horizontal	Pass
5	10927.250	52.18	74.0	21.82	Peak	346.00	200	Horizontal	Pass
5**	10927.250	44.03	54.0	9.97	AV	346.00	200	Horizontal	Pass
6	15638.813	54.25	74.0	19.75	Peak	356.00	400	Horizontal	Pass
6**	15638.813	45.04	54.0	8.96	AV	356.00	400	Horizontal	Pass

11a, U-NII-2C, 1 GHz to 18 GHz, Low Channel, ANT V

No.	Frequency (MHz)	Results (dBuV/m)	Limit (dBuV/m)	Margin (dB)	Detector	Table (Degree)	Height (cm)	Antenna	Verdict
1	1521.700	38.70	74.0	35.30	Peak	264.00	300	Vertical	Pass
1**	1521.700	29.17	54.0	24.83	AV	264.00	300	Vertical	Pass
2	4123.000	50.64	74.0	23.36	Peak	215.00	400	Vertical	Pass
2**	4123.000	40.44	54.0	13.56	AV	215.00	400	Vertical	Pass
3	5498.800	101.40	--	--	Peak	159.00	150	Vertical	N/A
3**	5498.800	94.26	--	--	AV	159.00	150	Vertical	N/A
4	7464.600	50.23	74.0	23.77	Peak	349.00	200	Vertical	Pass
4**	7464.600	41.06	54.0	12.94	AV	349.00	200	Vertical	Pass
5	11325.438	52.38	74.0	21.62	Peak	360.00	200	Vertical	Pass
5**	11325.438	43.03	54.0	10.97	AV	360.00	200	Vertical	Pass
6	15563.737	54.60	74.0	19.40	Peak	196.00	100	Vertical	Pass
6**	15563.737	45.11	54.0	8.89	AV	196.00	100	Vertical	Pass

11a, U-NII-2C, 1 GHz to 18 GHz, Middle Channel, ANT H

No.	Frequency (MHz)	Results (dBuV/m)	Limit (dBuV/m)	Margin (dB)	Detector	Table (Degree)	Height (cm)	Antenna	Verdict
1	1446.700	38.69	74.0	35.31	Peak	10.00	400	Horizontal	Pass
1**	1446.700	29.41	54.0	24.59	AV	10.00	400	Horizontal	Pass
2	4162.400	50.30	74.0	23.70	Peak	287.00	400	Horizontal	Pass
2**	4162.400	40.34	54.0	13.66	AV	287.00	400	Horizontal	Pass
3	5583.600	108.59	--	--	Peak	101.00	150	Horizontal	N/A
3**	5583.600	100.35	--	--	AV	101.00	150	Horizontal	N/A
4	7501.687	50.06	74.0	23.94	Peak	312.00	200	Horizontal	Pass
4**	7501.687	41.24	54.0	12.76	AV	312.00	200	Horizontal	Pass
5	11495.349	51.80	74.0	22.20	Peak	242.00	200	Horizontal	Pass
5**	11495.349	41.59	54.0	12.41	AV	242.00	200	Horizontal	Pass
6	15822.300	54.71	74.0	19.29	Peak	214.00	200	Horizontal	Pass
6**	15822.300	45.12	54.0	8.88	AV	214.00	200	Horizontal	Pass

11a, U-NII-2C, 1 GHz to 18 GHz, Middle Channel, ANT V

No.	Frequency (MHz)	Results (dBuV/m)	Limit (dBuV/m)	Margin (dB)	Detector	Table (Degree)	Height (cm)	Antenna	Verdict
1	1447.200	38.40	74.0	35.60	Peak	119.00	100	Vertical	Pass
1**	1447.200	29.84	54.0	24.16	AV	119.00	100	Vertical	Pass
2	3925.200	49.68	74.0	24.32	Peak	8.00	300	Vertical	Pass
2**	3925.200	39.60	54.0	14.40	AV	8.00	300	Vertical	Pass
3	5579.000	99.85	--	--	Peak	149.00	200	Vertical	N/A
3**	5579.000	91.61	--	--	AV	149.00	200	Vertical	N/A
4	7456.263	50.34	74.0	23.66	Peak	0.00	200	Vertical	Pass
4**	7456.263	40.85	54.0	13.15	AV	0.00	200	Vertical	Pass
5	10916.612	52.14	74.0	21.86	Peak	140.00	200	Vertical	Pass
5**	10916.612	42.30	54.0	11.70	AV	140.00	200	Vertical	Pass
6	15860.888	54.64	74.0	19.36	Peak	156.00	400	Vertical	Pass
6**	15860.888	44.89	54.0	9.11	AV	156.00	400	Vertical	Pass

11a, U-NII-2C, 1 GHz to 18 GHz, High Channel, ANT H

No.	Frequency (MHz)	Results (dBuV/m)	Limit (dBuV/m)	Margin (dB)	Detector	Table (Degree)	Height (cm)	Antenna	Verdict
1	1491.200	39.05	74.0	34.95	Peak	333.00	400	Horizontal	Pass
1**	1491.200	29.05	54.0	24.95	AV	333.00	400	Horizontal	Pass
2	4392.800	51.51	74.0	22.49	Peak	134.00	400	Horizontal	Pass
2**	4392.800	40.66	54.0	13.34	AV	134.00	400	Horizontal	Pass
3	5697.800	107.56	--	--	Peak	134.00	150	Horizontal	N/A
3**	5697.800	99.67	--	--	AV	134.00	150	Horizontal	N/A
4	7616.400	50.26	74.0	23.74	Peak	123.00	300	Horizontal	Pass
4**	7616.400	41.57	54.0	12.43	AV	123.00	300	Horizontal	Pass
5	11739.437	51.92	74.0	22.08	Peak	106.00	100	Horizontal	Pass
5**	11739.437	41.26	54.0	12.74	AV	106.00	100	Horizontal	Pass
6	15650.625	54.78	74.0	19.22	Peak	37.00	100	Horizontal	Pass
6**	15650.625	44.89	54.0	9.11	AV	37.00	100	Horizontal	Pass

11a, U-NII-2C, 1 GHz to 18 GHz, High Channel, ANT V

No.	Frequency (MHz)	Results (dBuV/m)	Limit (dBuV/m)	Margin (dB)	Detector	Table (Degree)	Height (cm)	Antenna	Verdict
1	1502.700	38.41	74.0	35.59	Peak	224.00	300	Vertical	Pass
1**	1502.700	29.07	54.0	24.93	AV	224.00	300	Vertical	Pass
2	4391.000	49.87	74.0	24.13	Peak	351.00	100	Vertical	Pass
2**	4391.000	40.98	54.0	13.02	AV	351.00	100	Vertical	Pass
3	5699.000	100.52	--	--	Peak	207.00	150	Vertical	N/A
3**	5699.000	93.32	--	--	AV	207.00	150	Vertical	N/A
4	7505.713	50.48	74.0	23.52	Peak	288.00	100	Vertical	Pass
4**	7505.713	42.06	54.0	11.94	AV	288.00	100	Vertical	Pass
5	11768.475	52.00	74.0	22.00	Peak	326.00	100	Vertical	Pass
5**	11768.475	42.44	54.0	11.56	AV	326.00	100	Vertical	Pass
6	16097.401	54.32	74.0	19.68	Peak	0.00	200	Vertical	Pass
6**	16097.401	45.15	54.0	8.85	AV	0.00	200	Vertical	Pass

11n20, U-NII-2C, 1 GHz to 18 GHz, Low Channel, ANT H

No.	Frequency (MHz)	Results (dBuV/m)	Limit (dBuV/m)	Margin (dB)	Detector	Table (Degree)	Height (cm)	Antenna	Verdict
1	1541.000	38.77	74.0	35.23	Peak	282.00	100	Horizontal	Pass
1**	1541.000	29.75	54.0	24.25	AV	282.00	100	Horizontal	Pass
2	4385.200	49.54	74.0	24.46	Peak	232.00	300	Horizontal	Pass
2**	4385.200	40.91	54.0	13.09	AV	232.00	300	Horizontal	Pass
3	5498.800	107.05	--	--	Peak	144.00	150	Horizontal	N/A
3**	5498.800	99.61	--	--	AV	144.00	150	Horizontal	N/A
4	7507.438	51.18	74.0	22.82	Peak	149.00	300	Horizontal	Pass
4**	7507.438	41.20	54.0	12.80	AV	149.00	300	Horizontal	Pass
5	12418.513	51.65	74.0	22.35	Peak	341.00	150	Horizontal	Pass
5**	12418.513	41.57	54.0	12.43	AV	341.00	150	Horizontal	Pass
6	16018.912	54.51	74.0	19.49	Peak	223.00	200	Horizontal	Pass
6**	16018.912	44.70	54.0	9.30	AV	223.00	200	Horizontal	Pass

11n20, U-NII-2C, 1 GHz to 18 GHz, Low Channel, ANT V

No.	Frequency (MHz)	Results (dBuV/m)	Limit (dBuV/m)	Margin (dB)	Detector	Table (Degree)	Height (cm)	Antenna	Verdict
1	1553.300	38.44	74.0	35.56	Peak	1.00	200	Vertical	Pass
1**	1553.300	29.58	54.0	24.42	AV	1.00	200	Vertical	Pass
2	4090.000	49.82	74.0	24.18	Peak	254.00	400	Vertical	Pass
2**	4090.000	40.34	54.0	13.66	AV	254.00	400	Vertical	Pass
3	5496.800	98.82	--	--	Peak	148.00	200	Vertical	N/A
3**	5496.800	91.05	--	--	AV	148.00	200	Vertical	N/A
4	7451.375	50.28	74.0	23.72	Peak	268.00	200	Vertical	Pass
4**	7451.375	41.66	54.0	12.34	AV	268.00	200	Vertical	Pass
5	10925.237	51.66	74.0	22.34	Peak	0.00	150	Vertical	Pass
5**	10925.237	42.90	54.0	11.10	AV	0.00	150	Vertical	Pass
6	15529.612	54.59	74.0	19.41	Peak	194.00	100	Vertical	Pass
6**	15529.612	45.24	54.0	8.76	AV	194.00	100	Vertical	Pass

11n20, U-NII-2C, 1 GHz to 18 GHz, Middle Channel, ANT H

No.	Frequency (MHz)	Results (dBuV/m)	Limit (dBuV/m)	Margin (dB)	Detector	Table (Degree)	Height (cm)	Antenna	Verdict
1	1471.100	38.34	74.0	35.66	Peak	277.00	200	Horizontal	Pass
1**	1471.100	28.62	54.0	25.38	AV	277.00	200	Horizontal	Pass
2	4131.800	49.81	74.0	24.19	Peak	352.00	300	Horizontal	Pass
2**	4131.800	40.68	54.0	13.32	AV	352.00	300	Horizontal	Pass
3	5579.200	106.97	--	--	Peak	139.00	200	Horizontal	N/A
3**	5579.200	99.88	--	--	AV	139.00	200	Horizontal	N/A
4	7535.325	49.94	74.0	24.06	Peak	86.00	200	Horizontal	Pass
4**	7535.325	40.90	54.0	13.10	AV	86.00	200	Horizontal	Pass
5	11773.075	52.59	74.0	21.41	Peak	86.00	100	Horizontal	Pass
5**	11773.075	42.67	54.0	11.33	AV	86.00	100	Horizontal	Pass
6	16097.925	55.82	74.0	18.18	Peak	316.00	400	Horizontal	Pass
6**	16097.925	44.80	54.0	9.20	AV	316.00	400	Horizontal	Pass

11n20, U-NII-2C, 1 GHz to 18 GHz, Middle Channel, ANT V

No.	Frequency (MHz)	Results (dBuV/m)	Limit (dBuV/m)	Margin (dB)	Detector	Table (Degree)	Height (cm)	Antenna	Verdict
1	1541.200	38.71	74.0	35.29	Peak	100.00	100	Vertical	Pass
1**	1541.200	28.99	54.0	25.01	AV	100.00	100	Vertical	Pass
2	4003.800	50.32	74.0	23.68	Peak	351.00	200	Vertical	Pass
2**	4003.800	41.38	54.0	12.62	AV	351.00	200	Vertical	Pass
3	5581.000	98.18	--	--	Peak	155.00	200	Vertical	N/A
3**	5581.000	91.12	--	--	AV	155.00	200	Vertical	N/A
4	7509.737	50.82	74.0	23.18	Peak	0.00	300	Vertical	Pass
4**	7509.737	41.90	54.0	12.10	AV	0.00	300	Vertical	Pass
5	11771.638	51.73	74.0	22.27	Peak	360.00	100	Vertical	Pass
5**	11771.638	43.76	54.0	10.24	AV	360.00	100	Vertical	Pass
6	15822.037	55.00	74.0	19.00	Peak	189.00	400	Vertical	Pass
6**	15822.037	45.43	54.0	8.57	AV	189.00	400	Vertical	Pass

11n20, U-NII-2C, 1 GHz to 18 GHz, High Channel, ANT H

No.	Frequency (MHz)	Results (dBuV/m)	Limit (dBuV/m)	Margin (dB)	Detector	Table (Degree)	Height (cm)	Antenna	Verdict
1	1544.700	38.81	74.0	35.19	Peak	289.00	200	Horizontal	Pass
1**	1544.700	28.94	54.0	25.06	AV	289.00	200	Horizontal	Pass
2	4394.000	50.07	74.0	23.93	Peak	200.00	300	Horizontal	Pass
2**	4394.000	40.68	54.0	13.32	AV	200.00	300	Horizontal	Pass
3	5698.800	106.15	--	--	Peak	96.00	100	Horizontal	N/A
3**	5698.800	98.86	--	--	AV	96.00	100	Horizontal	N/A
4	7496.800	50.75	74.0	23.25	Peak	26.00	400	Horizontal	Pass
4**	7496.800	41.15	54.0	12.85	AV	26.00	400	Horizontal	Pass
5	11951.325	52.26	74.0	21.74	Peak	252.00	150	Horizontal	Pass
5**	11951.325	42.02	54.0	11.98	AV	252.00	150	Horizontal	Pass
6	16084.013	54.49	74.0	19.51	Peak	175.00	200	Horizontal	Pass
6**	16084.013	44.73	54.0	9.27	AV	175.00	200	Horizontal	Pass

11n20, U-NII-2C, 1 GHz to 18 GHz, High Channel, ANT V

No.	Frequency (MHz)	Results (dBuV/m)	Limit (dBuV/m)	Margin (dB)	Detector	Table (Degree)	Height (cm)	Antenna	Verdict
1	1458.300	38.63	74.0	35.37	Peak	257.00	400	Vertical	Pass
1**	1458.300	28.88	54.0	25.12	AV	257.00	400	Vertical	Pass
2	3983.000	50.00	74.0	24.00	Peak	49.00	100	Vertical	Pass
2**	3983.000	40.10	54.0	13.90	AV	49.00	100	Vertical	Pass
3	5698.800	98.77	--	--	Peak	197.00	200	Vertical	N/A
3**	5698.800	91.30	--	--	AV	197.00	200	Vertical	N/A
4	7552.288	50.03	74.0	23.97	Peak	284.00	100	Vertical	Pass
4**	7552.288	40.40	54.0	13.60	AV	284.00	100	Vertical	Pass
5	11319.975	52.00	74.0	22.00	Peak	0.00	200	Vertical	Pass
5**	11319.975	42.66	54.0	11.34	AV	0.00	200	Vertical	Pass
6	15812.588	54.43	74.0	19.57	Peak	284.00	100	Vertical	Pass
6**	15812.588	45.46	54.0	8.54	AV	284.00	100	Vertical	Pass

11n40, U-NII-2C, 1 GHz to 18 GHz, Low Channel, ANT H

No.	Frequency (MHz)	Results (dBuV/m)	Limit (dBuV/m)	Margin (dB)	Detector	Table (Degree)	Height (cm)	Antenna	Verdict
1	1460.200	38.90	74.0	35.10	Peak	202.00	300	Horizontal	Pass
1**	1460.200	29.51	54.0	24.49	AV	202.00	300	Horizontal	Pass
2	3757.200	50.06	74.0	23.94	Peak	114.00	200	Horizontal	Pass
2**	3757.200	40.10	54.0	13.90	AV	114.00	200	Horizontal	Pass
3	5506.600	103.81	--	--	Peak	138.00	100	Horizontal	N/A
3**	5506.600	95.32	--	--	AV	138.00	100	Horizontal	N/A
4	7495.363	50.22	74.0	23.78	Peak	174.00	200	Horizontal	Pass
4**	7495.363	40.15	54.0	13.85	AV	174.00	200	Horizontal	Pass
5	10917.763	51.63	74.0	22.37	Peak	0.00	150	Horizontal	Pass
5**	10917.763	42.89	54.0	11.11	AV	0.00	150	Horizontal	Pass
6	16114.201	54.40	74.0	19.60	Peak	360.00	200	Horizontal	Pass
6**	16114.201	44.89	54.0	9.11	AV	360.00	200	Horizontal	Pass

11n40, U-NII-2C, 1 GHz to 18 GHz, Low Channel, ANT V

No.	Frequency (MHz)	Results (dBuV/m)	Limit (dBuV/m)	Margin (dB)	Detector	Table (Degree)	Height (cm)	Antenna	Verdict
1	1499.900	38.81	74.0	35.19	Peak	33.00	200	Vertical	Pass
1**	1499.900	29.09	54.0	24.91	AV	33.00	200	Vertical	Pass
2	4380.800	51.03	74.0	22.97	Peak	276.00	400	Vertical	Pass
2**	4380.800	40.34	54.0	13.66	AV	276.00	400	Vertical	Pass
3	5507.200	95.58	--	--	Peak	155.00	150	Vertical	N/A
3**	5507.200	88.41	--	--	AV	155.00	150	Vertical	N/A
4	7623.587	50.16	74.0	23.84	Peak	0.00	200	Vertical	Pass
4**	7623.587	40.02	54.0	13.98	AV	0.00	200	Vertical	Pass
5	11763.299	51.92	74.0	22.08	Peak	285.00	150	Vertical	Pass
5**	11763.299	43.63	54.0	10.37	AV	285.00	150	Vertical	Pass
6	15824.663	54.58	74.0	19.42	Peak	104.00	400	Vertical	Pass
6**	15824.663	44.93	54.0	9.07	AV	104.00	400	Vertical	Pass

11n40, U-NII-2C, 1 GHz to 18 GHz, Middle Channel, ANT H

No.	Frequency (MHz)	Results (dBuV/m)	Limit (dBuV/m)	Margin (dB)	Detector	Table (Degree)	Height (cm)	Antenna	Verdict
1	1513.300	38.58	74.0	35.42	Peak	283.00	100	Horizontal	Pass
1**	1513.300	28.66	54.0	25.34	AV	283.00	100	Horizontal	Pass
2	4311.200	50.20	74.0	23.80	Peak	240.00	100	Horizontal	Pass
2**	4311.200	41.18	54.0	12.82	AV	240.00	100	Horizontal	Pass
3	5586.400	104.03	--	--	Peak	125.00	200	Horizontal	N/A
3**	5586.400	96.44	--	--	AV	125.00	200	Horizontal	N/A
4	7491.050	50.12	74.0	23.88	Peak	279.00	100	Horizontal	Pass
4**	7491.050	40.71	54.0	13.29	AV	279.00	100	Horizontal	Pass
5	12276.775	52.11	74.0	21.89	Peak	109.00	100	Horizontal	Pass
5**	12276.775	41.71	54.0	12.29	AV	109.00	100	Horizontal	Pass
6	15843.826	54.26	74.0	19.74	Peak	94.00	400	Horizontal	Pass
6**	15843.826	46.15	54.0	7.85	AV	94.00	400	Horizontal	Pass

11n40, U-NII-2C, 1 GHz to 18 GHz, Middle Channel, ANT V

No.	Frequency (MHz)	Results (dBuV/m)	Limit (dBuV/m)	Margin (dB)	Detector	Table (Degree)	Height (cm)	Antenna	Verdict
1	1458.500	38.94	74.0	35.06	Peak	280.00	300	Vertical	Pass
1**	1458.500	29.73	54.0	24.27	AV	280.00	300	Vertical	Pass
2	4099.800	49.91	74.0	24.09	Peak	144.00	400	Vertical	Pass
2**	4099.800	40.33	54.0	13.67	AV	144.00	400	Vertical	Pass
3	5587.000	93.67	--	--	Peak	144.00	200	Vertical	N/A
3**	5587.000	85.43	--	--	AV	144.00	200	Vertical	N/A
4	7436.712	49.87	74.0	24.13	Peak	121.00	100	Vertical	Pass
4**	7436.712	40.20	54.0	13.80	AV	121.00	100	Vertical	Pass
5	11941.262	52.14	74.0	21.86	Peak	207.00	100	Vertical	Pass
5**	11941.262	42.57	54.0	11.43	AV	207.00	100	Vertical	Pass
6	15513.075	55.12	74.0	18.88	Peak	160.00	400	Vertical	Pass
6**	15513.075	44.77	54.0	9.23	AV	160.00	400	Vertical	Pass

11n40, U-NII-2C, 1 GHz to 18 GHz, High Channel, ANT H

No.	Frequency (MHz)	Results (dBuV/m)	Limit (dBuV/m)	Margin (dB)	Detector	Table (Degree)	Height (cm)	Antenna	Verdict
1	1559.800	38.75	74.0	35.25	Peak	29.00	400	Horizontal	Pass
1**	1559.800	28.87	54.0	25.13	AV	29.00	400	Horizontal	Pass
2	4162.000	50.15	74.0	23.85	Peak	31.00	400	Horizontal	Pass
2**	4162.000	39.93	54.0	14.07	AV	31.00	400	Horizontal	Pass
3	5673.200	103.10	--	--	Peak	130.00	150	Horizontal	N/A
3**	5673.200	96.32	--	--	AV	130.00	150	Horizontal	N/A
4	7601.737	50.05	74.0	23.95	Peak	65.00	300	Horizontal	Pass
4**	7601.737	40.53	54.0	13.47	AV	65.00	300	Horizontal	Pass
5	10909.425	52.98	74.0	21.02	Peak	84.00	100	Horizontal	Pass
5**	10909.425	41.36	54.0	12.64	AV	84.00	100	Horizontal	Pass
6	15993.187	54.27	74.0	19.73	Peak	196.00	100	Horizontal	Pass
6**	15993.187	43.99	54.0	10.01	AV	196.00	100	Horizontal	Pass

11n40, U-NII-2C, 1 GHz to 18 GHz, High Channel, ANT V

No.	Frequency (MHz)	Results (dBuV/m)	Limit (dBuV/m)	Margin (dB)	Detector	Table (Degree)	Height (cm)	Antenna	Verdict
1	1437.600	38.95	74.0	35.05	Peak	253.00	200	Vertical	Pass
1**	1437.600	29.87	54.0	24.13	AV	253.00	200	Vertical	Pass
2	4269.400	49.90	74.0	24.10	Peak	290.00	400	Vertical	Pass
2**	4269.400	39.60	54.0	14.40	AV	290.00	400	Vertical	Pass
3	5673.200	93.57	--	--	Peak	325.00	100	Vertical	N/A
3**	5673.200	85.91	--	--	AV	325.00	100	Vertical	N/A
4	7503.700	49.70	74.0	24.30	Peak	247.00	300	Vertical	Pass
4**	7503.700	41.01	54.0	12.99	AV	247.00	300	Vertical	Pass
5	11769.050	52.75	74.0	21.25	Peak	148.00	200	Vertical	Pass
5**	11769.050	42.95	54.0	11.05	AV	148.00	200	Vertical	Pass
6	16093.200	54.58	74.0	19.42	Peak	36.00	400	Vertical	Pass
6**	16093.200	45.34	54.0	8.66	AV	36.00	400	Vertical	Pass

11ac20, U-NII-2C, 1 GHz to 18 GHz, Low Channel, ANT H

No.	Frequency (MHz)	Results (dBuV/m)	Limit (dBuV/m)	Margin (dB)	Detector	Table (Degree)	Height (cm)	Antenna	Verdict
1	1506.900	38.82	74.0	35.18	Peak	240.00	400	Horizontal	Pass
1**	1506.900	29.40	54.0	24.60	AV	240.00	400	Horizontal	Pass
2	4102.600	49.92	74.0	24.08	Peak	319.00	400	Horizontal	Pass
2**	4102.600	40.56	54.0	13.44	AV	319.00	400	Horizontal	Pass
3	5498.400	108.06	--	--	Peak	131.00	100	Horizontal	N/A
3**	5498.400	99.55	--	--	AV	131.00	100	Horizontal	N/A
4	7329.475	50.19	74.0	23.81	Peak	347.00	400	Horizontal	Pass
4**	7329.475	40.20	54.0	13.80	AV	347.00	400	Horizontal	Pass
5	11778.250	52.65	74.0	21.35	Peak	314.00	150	Horizontal	Pass
5**	11778.250	43.85	54.0	10.15	AV	314.00	150	Horizontal	Pass
6	15648.787	54.61	74.0	19.39	Peak	36.00	100	Horizontal	Pass
6**	15648.787	45.28	54.0	8.72	AV	36.00	100	Horizontal	Pass

11ac20, U-NII-2C, 1 GHz to 18 GHz, Low Channel, ANT V

No.	Frequency (MHz)	Results (dBuV/m)	Limit (dBuV/m)	Margin (dB)	Detector	Table (Degree)	Height (cm)	Antenna	Verdict
1	1485.200	38.40	74.0	35.60	Peak	151.00	200	Vertical	Pass
1**	1485.200	30.27	54.0	23.73	AV	151.00	200	Vertical	Pass
2	4278.200	49.92	74.0	24.08	Peak	258.00	300	Vertical	Pass
2**	4278.200	40.62	54.0	13.38	AV	258.00	300	Vertical	Pass
3	5498.400	97.85	--	--	Peak	301.00	150	Vertical	N/A
3**	5498.400	90.17	--	--	AV	301.00	150	Vertical	N/A
4	7337.812	50.72	74.0	23.28	Peak	230.00	200	Vertical	Pass
4**	7337.812	40.63	54.0	13.37	AV	230.00	200	Vertical	Pass
5	12299.775	52.13	74.0	21.87	Peak	360.00	150	Vertical	Pass
5**	12299.775	42.50	54.0	11.50	AV	360.00	150	Vertical	Pass
6	15828.862	54.61	74.0	19.39	Peak	345.00	400	Vertical	Pass
6**	15828.862	45.19	54.0	8.81	AV	345.00	400	Vertical	Pass

11ac20, U-NII-2C, 1 GHz to 18 GHz, Middle Channel, ANT H

No.	Frequency (MHz)	Results (dBuV/m)	Limit (dBuV/m)	Margin (dB)	Detector	Table (Degree)	Height (cm)	Antenna	Verdict
1	1532.500	39.39	74.0	34.61	Peak	277.00	300	Horizontal	Pass
1**	1532.500	29.51	54.0	24.49	AV	277.00	300	Horizontal	Pass
2	4383.200	50.29	74.0	23.71	Peak	222.00	200	Horizontal	Pass
2**	4383.200	40.58	54.0	13.42	AV	222.00	200	Horizontal	Pass
3	5578.600	107.86	--	--	Peak	99.00	150	Horizontal	N/A
3**	5578.600	100.20	--	--	AV	99.00	150	Horizontal	N/A
4	7542.513	49.93	74.0	24.07	Peak	111.00	100	Horizontal	Pass
4**	7542.513	40.27	54.0	13.73	AV	111.00	100	Horizontal	Pass
5	11772.787	51.76	74.0	22.24	Peak	262.00	200	Horizontal	Pass
5**	11772.787	42.04	54.0	11.96	AV	262.00	200	Horizontal	Pass
6	15804.975	54.64	74.0	19.36	Peak	113.00	400	Horizontal	Pass
6**	15804.975	45.30	54.0	8.70	AV	113.00	400	Horizontal	Pass

11ac20, U-NII-2C, 1 GHz to 18 GHz, Middle Channel, ANT V

No.	Frequency (MHz)	Results (dBuV/m)	Limit (dBuV/m)	Margin (dB)	Detector	Table (Degree)	Height (cm)	Antenna	Verdict
1	1446.300	38.91	74.0	35.09	Peak	248.00	200	Vertical	Pass
1**	1446.300	29.19	54.0	24.81	AV	248.00	200	Vertical	Pass
2	4004.600	50.49	74.0	23.51	Peak	0.00	100	Vertical	Pass
2**	4004.600	40.91	54.0	13.09	AV	0.00	100	Vertical	Pass
3	5578.200	96.87	--	--	Peak	292.00	200	Vertical	N/A
3**	5578.200	89.59	--	--	AV	292.00	200	Vertical	N/A
4	7506.000	50.17	74.0	23.83	Peak	0.00	100	Vertical	Pass
4**	7506.000	42.14	54.0	11.86	AV	0.00	100	Vertical	Pass
5	11951.325	52.19	74.0	21.81	Peak	297.00	100	Vertical	Pass
5**	11951.325	42.32	54.0	11.68	AV	297.00	100	Vertical	Pass
6	15999.750	54.80	74.0	19.20	Peak	190.00	200	Vertical	Pass
6**	15999.750	44.38	54.0	9.62	AV	190.00	200	Vertical	Pass

11ac20, U-NII-2C, 1 GHz to 18 GHz, High Channel, ANT H

No.	Frequency (MHz)	Results (dBuV/m)	Limit (dBuV/m)	Margin (dB)	Detector	Table (Degree)	Height (cm)	Antenna	Verdict
1	1445.400	39.57	74.0	34.43	Peak	161.00	200	Horizontal	Pass
1**	1445.400	29.88	54.0	24.12	AV	161.00	200	Horizontal	Pass
2	4186.400	49.59	74.0	24.41	Peak	245.00	200	Horizontal	Pass
2**	4186.400	39.44	54.0	14.56	AV	245.00	200	Horizontal	Pass
3	5699.000	106.29	--	--	Peak	126.00	150	Horizontal	N/A
3**	5699.000	99.32	--	--	AV	126.00	150	Horizontal	N/A
4	7459.713	50.39	74.0	23.61	Peak	203.00	100	Horizontal	Pass
4**	7459.713	40.47	54.0	13.53	AV	203.00	100	Horizontal	Pass
5	10912.874	52.32	74.0	21.68	Peak	7.00	200	Horizontal	Pass
5**	10912.874	42.90	54.0	11.10	AV	7.00	200	Horizontal	Pass
6	15809.700	54.54	74.0	19.46	Peak	253.00	400	Horizontal	Pass
6**	15809.700	45.85	54.0	8.15	AV	253.00	400	Horizontal	Pass

11ac20, U-NII-2C, 1 GHz to 18 GHz, High Channel, ANT V

No.	Frequency (MHz)	Results (dBuV/m)	Limit (dBuV/m)	Margin (dB)	Detector	Table (Degree)	Height (cm)	Antenna	Verdict
1	1568.200	38.51	74.0	35.49	Peak	311.00	100	Vertical	Pass
1**	1568.200	28.52	54.0	25.48	AV	311.00	100	Vertical	Pass
2	4050.800	49.79	74.0	24.21	Peak	222.00	400	Vertical	Pass
2**	4050.800	39.74	54.0	14.26	AV	222.00	400	Vertical	Pass
3	5699.200	98.12	--	--	Peak	167.00	100	Vertical	N/A
3**	5699.200	90.71	--	--	AV	167.00	100	Vertical	N/A
4	7474.087	49.91	74.0	24.09	Peak	314.00	300	Vertical	Pass
4**	7474.087	40.79	54.0	13.21	AV	314.00	300	Vertical	Pass
5	11939.537	51.45	74.0	22.55	Peak	113.00	100	Vertical	Pass
5**	11939.537	43.01	54.0	10.99	AV	113.00	100	Vertical	Pass
6	16122.338	54.10	74.0	19.90	Peak	249.00	400	Vertical	Pass
6**	16122.338	44.40	54.0	9.60	AV	249.00	400	Vertical	Pass

11ac40, U-NII-2C, 1 GHz to 18 GHz, Low Channel, ANT H

No.	Frequency (MHz)	Results (dBuV/m)	Limit (dBuV/m)	Margin (dB)	Detector	Table (Degree)	Height (cm)	Antenna	Verdict
1	1621.800	38.67	74.0	35.33	Peak	279.00	200	Horizontal	Pass
1**	1621.800	29.69	54.0	24.31	AV	279.00	200	Horizontal	Pass
2	4260.000	50.59	74.0	23.41	Peak	41.00	400	Horizontal	Pass
2**	4260.000	39.80	54.0	14.20	AV	41.00	400	Horizontal	Pass
3	5512.000	104.38	--	--	Peak	132.00	150	Horizontal	N/A
3**	5512.000	96.44	--	--	AV	132.00	150	Horizontal	N/A
4	7509.162	49.64	74.0	24.36	Peak	27.00	300	Horizontal	Pass
4**	7509.162	41.84	54.0	12.16	AV	27.00	300	Horizontal	Pass
5	11923.151	51.87	74.0	22.13	Peak	27.00	100	Horizontal	Pass
5**	11923.151	42.03	54.0	11.97	AV	27.00	100	Horizontal	Pass
6	16093.200	54.99	74.0	19.01	Peak	253.00	200	Horizontal	Pass
6**	16093.200	45.99	54.0	8.01	AV	253.00	200	Horizontal	Pass

11ac40, U-NII-2C, 1 GHz to 18 GHz, Low Channel, ANT V

No.	Frequency (MHz)	Results (dBuV/m)	Limit (dBuV/m)	Margin (dB)	Detector	Table (Degree)	Height (cm)	Antenna	Verdict
1	1443.600	39.19	74.0	34.81	Peak	92.00	400	Vertical	Pass
1**	1443.600	28.99	54.0	25.01	AV	92.00	400	Vertical	Pass
2	4077.600	49.78	74.0	24.22	Peak	196.00	100	Vertical	Pass
2**	4077.600	40.22	54.0	13.78	AV	196.00	100	Vertical	Pass
3	5505.400	93.84	--	--	Peak	296.00	200	Vertical	N/A
3**	5505.400	85.82	--	--	AV	296.00	200	Vertical	N/A
4	7505.713	49.94	74.0	24.06	Peak	212.00	100	Vertical	Pass
4**	7505.713	41.02	54.0	12.98	AV	212.00	100	Vertical	Pass
5	11332.338	51.83	74.0	22.17	Peak	0.00	100	Vertical	Pass
5**	11332.338	42.76	54.0	11.24	AV	0.00	100	Vertical	Pass
6	15645.638	54.53	74.0	19.47	Peak	190.00	100	Vertical	Pass
6**	15645.638	45.10	54.0	8.90	AV	190.00	100	Vertical	Pass

11ac40, U-NII-2C, 1 GHz to 18 GHz, Middle Channel, ANT H

No.	Frequency (MHz)	Results (dBuV/m)	Limit (dBuV/m)	Margin (dB)	Detector	Table (Degree)	Height (cm)	Antenna	Verdict
1	1529.100	38.52	74.0	35.48	Peak	331.00	100	Horizontal	Pass
1**	1529.100	29.05	54.0	24.95	AV	331.00	100	Horizontal	Pass
2	4151.200	50.07	74.0	23.93	Peak	156.00	300	Horizontal	Pass
2**	4151.200	40.52	54.0	13.48	AV	156.00	300	Horizontal	Pass
3	5587.200	103.71	--	--	Peak	98.00	150	Horizontal	N/A
3**	5587.200	96.73	--	--	AV	98.00	150	Horizontal	N/A
4	7447.925	49.95	74.0	24.05	Peak	46.00	100	Horizontal	Pass
4**	7447.925	41.62	54.0	12.38	AV	46.00	100	Horizontal	Pass
5	12387.174	51.80	74.0	22.20	Peak	234.00	100	Horizontal	Pass
5**	12387.174	41.51	54.0	12.49	AV	234.00	100	Horizontal	Pass
6	16127.849	54.21	74.0	19.79	Peak	74.00	200	Horizontal	Pass
6**	16127.849	44.87	54.0	9.13	AV	74.00	200	Horizontal	Pass

11ac40, U-NII-2C, 1 GHz to 18 GHz, Middle Channel, ANT V

No.	Frequency (MHz)	Results (dBuV/m)	Limit (dBuV/m)	Margin (dB)	Detector	Table (Degree)	Height (cm)	Antenna	Verdict
1	1505.400	38.48	74.0	35.52	Peak	360.00	100	Vertical	Pass
1**	1505.400	29.56	54.0	24.44	AV	360.00	100	Vertical	Pass
2	4188.200	50.04	74.0	23.96	Peak	85.00	400	Vertical	Pass
2**	4188.200	40.11	54.0	13.89	AV	85.00	400	Vertical	Pass
3	5594.600	93.81	--	--	Peak	287.00	200	Vertical	N/A
3**	5594.600	86.62	--	--	AV	287.00	200	Vertical	N/A
4	7450.513	50.22	74.0	23.78	Peak	58.00	300	Vertical	Pass
4**	7450.513	41.89	54.0	12.11	AV	58.00	300	Vertical	Pass
5	11818.213	51.92	74.0	22.08	Peak	42.00	100	Vertical	Pass
5**	11818.213	42.71	54.0	11.29	AV	42.00	100	Vertical	Pass
6	16089.525	54.29	74.0	19.71	Peak	360.00	200	Vertical	Pass
6**	16089.525	44.89	54.0	9.11	AV	360.00	200	Vertical	Pass

11ac40, U-NII-2C, 1 GHz to 18 GHz, High Channel, ANT H

No.	Frequency (MHz)	Results (dBuV/m)	Limit (dBuV/m)	Margin (dB)	Detector	Table (Degree)	Height (cm)	Antenna	Verdict
1	1562.000	38.68	74.0	35.32	Peak	244.00	100	Horizontal	Pass
1**	1562.000	29.25	54.0	24.75	AV	244.00	100	Horizontal	Pass
2	4110.800	50.51	74.0	23.49	Peak	163.00	400	Horizontal	Pass
2**	4110.800	40.86	54.0	13.14	AV	163.00	400	Horizontal	Pass
3	5664.000	102.72	--	--	Peak	96.00	150	Horizontal	N/A
3**	5664.000	94.63	--	--	AV	96.00	150	Horizontal	N/A
4	7445.050	50.02	74.0	23.98	Peak	294.00	300	Horizontal	Pass
4**	7445.050	40.76	54.0	13.24	AV	294.00	300	Horizontal	Pass
5	10918.912	51.62	74.0	22.38	Peak	329.00	100	Horizontal	Pass
5**	10918.912	43.14	54.0	10.86	AV	329.00	100	Horizontal	Pass
6	15961.950	54.57	74.0	19.43	Peak	216.00	150	Horizontal	Pass
6**	15961.950	44.59	54.0	9.41	AV	216.00	150	Horizontal	Pass

11ac40, U-NII-2C, 1 GHz to 18 GHz, High Channel, ANT V

No.	Frequency (MHz)	Results (dBuV/m)	Limit (dBuV/m)	Margin (dB)	Detector	Table (Degree)	Height (cm)	Antenna	Verdict
1	1448.800	38.83	74.0	35.17	Peak	111.00	400	Vertical	Pass
1**	1448.800	28.27	54.0	25.73	AV	111.00	400	Vertical	Pass
2	4390.400	50.40	74.0	23.60	Peak	218.00	200	Vertical	Pass
2**	4390.400	40.50	54.0	13.50	AV	218.00	200	Vertical	Pass
3	5666.000	93.45	--	--	Peak	324.00	200	Vertical	N/A
3**	5666.000	85.65	--	--	AV	324.00	200	Vertical	N/A
4	7317.400	50.23	74.0	23.77	Peak	99.00	300	Vertical	Pass
4**	7317.400	40.61	54.0	13.39	AV	99.00	300	Vertical	Pass
5	11210.724	52.05	74.0	21.95	Peak	238.00	100	Vertical	Pass
5**	11210.724	42.31	54.0	11.69	AV	238.00	100	Vertical	Pass
6	16138.350	54.37	74.0	19.63	Peak	0.00	300	Vertical	Pass
6**	16138.350	44.58	54.0	9.42	AV	0.00	300	Vertical	Pass

11ac80, U-NII-2C, 1 GHz to 18 GHz, Low Channel, ANT H

No.	Frequency (MHz)	Results (dBuV/m)	Limit (dBuV/m)	Margin (dB)	Detector	Table (Degree)	Height (cm)	Antenna	Verdict
1	1468.100	38.74	74.0	35.26	Peak	132.00	400	Horizontal	Pass
1**	1468.100	28.70	54.0	25.30	AV	132.00	400	Horizontal	Pass
2	4267.400	49.95	74.0	24.05	Peak	109.00	200	Horizontal	Pass
2**	4267.400	41.15	54.0	12.85	AV	109.00	200	Horizontal	Pass
3	5535.600	100.47	--	--	Peak	130.00	100	Horizontal	N/A
3**	5535.600	93.24	--	--	AV	130.00	100	Horizontal	N/A
4	7449.650	50.28	74.0	23.72	Peak	0.00	400	Horizontal	Pass
4**	7449.650	40.70	54.0	13.30	AV	0.00	400	Horizontal	Pass
5	11935.799	52.08	74.0	21.92	Peak	314.00	200	Horizontal	Pass
5**	11935.799	43.00	54.0	11.00	AV	314.00	200	Horizontal	Pass
6	15633.825	54.39	74.0	19.61	Peak	210.00	300	Horizontal	Pass
6**	15633.825	44.47	54.0	9.53	AV	210.00	300	Horizontal	Pass

11ac80, U-NII-2C, 1 GHz to 18 GHz, Low Channel, ANT V

No.	Frequency (MHz)	Results (dBuV/m)	Limit (dBuV/m)	Margin (dB)	Detector	Table (Degree)	Height (cm)	Antenna	Verdict
1	1456.600	39.00	74.0	35.00	Peak	73.00	200	Vertical	Pass
1**	1456.600	29.52	54.0	24.48	AV	73.00	200	Vertical	Pass
2	3718.800	50.03	74.0	23.97	Peak	197.00	400	Vertical	Pass
2**	3718.800	40.04	54.0	13.96	AV	197.00	400	Vertical	Pass
3	5526.800	89.54	--	--	Peak	302.00	150	Vertical	N/A
3**	5526.800	81.61	--	--	AV	302.00	150	Vertical	N/A
4	7467.188	49.55	74.0	24.45	Peak	196.00	400	Vertical	Pass
4**	7467.188	40.68	54.0	13.32	AV	196.00	400	Vertical	Pass
5	11917.688	51.97	74.0	22.03	Peak	246.00	200	Vertical	Pass
5**	11917.688	42.25	54.0	11.75	AV	246.00	200	Vertical	Pass
6	16042.537	56.02	74.0	17.98	Peak	190.00	300	Vertical	Pass
6**	16042.537	46.30	54.0	7.70	AV	190.00	300	Vertical	Pass

11ac80, U-NII-2C, 1 GHz to 18 GHz, High Channel, ANT H

No.	Frequency (MHz)	Results (dBuV/m)	Limit (dBuV/m)	Margin (dB)	Detector	Table (Degree)	Height (cm)	Antenna	Verdict
1	1617.200	38.94	74.0	35.06	Peak	187.00	300	Horizontal	Pass
1**	1617.200	30.44	54.0	23.56	AV	187.00	300	Horizontal	Pass
2	4136.400	50.55	74.0	23.45	Peak	241.00	400	Horizontal	Pass
2**	4136.400	41.13	54.0	12.87	AV	241.00	400	Horizontal	Pass
3	5603.600	100.11	--	--	Peak	85.00	150	Horizontal	N/A
3**	5603.600	92.27	--	--	AV	85.00	150	Horizontal	N/A
4	7445.050	50.00	74.0	24.00	Peak	252.00	200	Horizontal	Pass
4**	7445.050	40.70	54.0	13.30	AV	252.00	200	Horizontal	Pass
5	11821.375	52.75	74.0	21.25	Peak	30.00	100	Horizontal	Pass
5**	11821.375	42.26	54.0	11.74	AV	30.00	100	Horizontal	Pass
6	15805.500	54.65	74.0	19.35	Peak	345.00	200	Horizontal	Pass
6**	15805.500	45.22	54.0	8.78	AV	345.00	200	Horizontal	Pass

11ac80, U-NII-2C, 1 GHz to 18 GHz, High Channel, ANT V

No.	Frequency (MHz)	Results (dBuV/m)	Limit (dBuV/m)	Margin (dB)	Detector	Table (Degree)	Height (cm)	Antenna	Verdict
1	1499.600	39.43	74.0	34.57	Peak	44.00	200	Vertical	Pass
1**	1499.600	30.10	54.0	23.90	AV	44.00	200	Vertical	Pass
2	3955.400	49.98	74.0	24.02	Peak	285.00	200	Vertical	Pass
2**	3955.400	41.64	54.0	12.36	AV	285.00	200	Vertical	Pass
3	5607.600	90.69	--	--	Peak	318.00	100	Vertical	N/A
3**	5607.600	83.47	--	--	AV	318.00	100	Vertical	N/A
4	7313.950	50.05	74.0	23.95	Peak	13.00	100	Vertical	Pass
4**	7313.950	40.19	54.0	13.81	AV	13.00	100	Vertical	Pass
5	12502.462	52.15	74.0	21.85	Peak	360.00	200	Vertical	Pass
5**	12502.462	42.47	54.0	11.53	AV	360.00	200	Vertical	Pass
6	16098.187	55.40	74.0	18.60	Peak	131.00	200	Vertical	Pass
6**	16098.187	45.49	54.0	8.51	AV	131.00	200	Vertical	Pass

11a, U-NII-3, 1 GHz to 18 GHz, Low Channel, ANT H

No.	Frequency (MHz)	Results (dBuV/m)	Limit (dBuV/m)	Margin (dB)	Detector	Table (Degree)	Height (cm)	Antenna	Verdict
1	1621.600	38.63	74.0	35.37	Peak	78.00	400	Horizontal	Pass
1**	1621.600	29.01	54.0	24.99	AV	78.00	400	Horizontal	Pass
2	4202.000	50.57	74.0	23.43	Peak	296.00	200	Horizontal	Pass
2**	4202.000	40.10	54.0	13.90	AV	296.00	200	Horizontal	Pass
3	5743.600	107.59	--	--	Peak	61.00	150	Horizontal	N/A
3**	5743.600	100.09	--	--	AV	61.00	150	Horizontal	N/A
4	7339.250	50.01	74.0	23.99	Peak	200.00	400	Horizontal	Pass
4**	7339.250	41.44	54.0	12.56	AV	200.00	400	Horizontal	Pass
5	11820.800	51.92	74.0	22.08	Peak	183.00	150	Horizontal	Pass
5**	11820.800	42.90	54.0	11.10	AV	183.00	150	Horizontal	Pass
6	16106.588	54.37	74.0	19.63	Peak	325.00	300	Horizontal	Pass
6**	16106.588	45.55	54.0	8.45	AV	325.00	300	Horizontal	Pass

11a, U-NII-3, 1 GHz to 18 GHz, Low Channel, ANT V

No.	Frequency (MHz)	Results (dBuV/m)	Limit (dBuV/m)	Margin (dB)	Detector	Table (Degree)	Height (cm)	Antenna	Verdict
1	1441.900	39.67	74.0	34.33	Peak	258.00	300	Vertical	Pass
1**	1441.900	29.37	54.0	24.63	AV	258.00	300	Vertical	Pass
2	4377.400	49.76	74.0	24.24	Peak	188.00	200	Vertical	Pass
2**	4377.400	41.25	54.0	12.75	AV	188.00	200	Vertical	Pass
3	5744.000	99.72	--	--	Peak	133.00	100	Vertical	N/A
3**	5744.000	91.86	--	--	AV	133.00	100	Vertical	N/A
4	7460.000	50.64	74.0	23.36	Peak	13.00	400	Vertical	Pass
4**	7460.000	41.19	54.0	12.81	AV	13.00	400	Vertical	Pass
5	11332.050	52.46	74.0	21.54	Peak	349.00	200	Vertical	Pass
5**	11332.050	42.40	54.0	11.60	AV	349.00	200	Vertical	Pass
6	15651.151	54.61	74.0	19.39	Peak	0.00	150	Vertical	Pass
6**	15651.151	44.80	54.0	9.20	AV	0.00	150	Vertical	Pass

11a, U-NII-3, 1 GHz to 18 GHz, Middle Channel, ANT H

No.	Frequency (MHz)	Results (dBuV/m)	Limit (dBuV/m)	Margin (dB)	Detector	Table (Degree)	Height (cm)	Antenna	Verdict
1	1502.600	38.68	74.0	35.32	Peak	273.00	300	Horizontal	Pass
1**	1502.600	29.34	54.0	24.66	AV	273.00	300	Horizontal	Pass
2	3752.200	50.58	74.0	23.42	Peak	218.00	200	Horizontal	Pass
2**	3752.200	40.20	54.0	13.80	AV	218.00	200	Horizontal	Pass
3	5782.000	106.54	--	--	Peak	116.00	150	Horizontal	N/A
3**	5782.000	98.53	--	--	AV	116.00	150	Horizontal	N/A
4	7610.075	50.14	74.0	23.86	Peak	81.00	300	Horizontal	Pass
4**	7610.075	40.27	54.0	13.73	AV	81.00	300	Horizontal	Pass
5	10925.813	52.53	74.0	21.47	Peak	166.00	150	Horizontal	Pass
5**	10925.813	43.09	54.0	10.91	AV	166.00	150	Horizontal	Pass
6	16100.813	54.97	74.0	19.03	Peak	130.00	400	Horizontal	Pass
6**	16100.813	45.75	54.0	8.25	AV	130.00	400	Horizontal	Pass

11a, U-NII-3, 1 GHz to 18 GHz, Middle Channel, ANT V

No.	Frequency (MHz)	Results (dBuV/m)	Limit (dBuV/m)	Margin (dB)	Detector	Table (Degree)	Height (cm)	Antenna	Verdict
1	1440.500	39.05	74.0	34.95	Peak	263.00	300	Vertical	Pass
1**	1440.500	28.91	54.0	25.09	AV	263.00	300	Vertical	Pass
2	4381.800	49.76	74.0	24.24	Peak	0.00	100	Vertical	Pass
2**	4381.800	40.63	54.0	13.37	AV	0.00	100	Vertical	Pass
3	5782.400	99.03	--	--	Peak	197.00	100	Vertical	N/A
3**	5782.400	90.93	--	--	AV	197.00	100	Vertical	N/A
4	7478.112	49.80	74.0	24.20	Peak	339.00	400	Vertical	Pass
4**	7478.112	40.36	54.0	13.64	AV	339.00	400	Vertical	Pass
5	11942.988	52.07	74.0	21.93	Peak	305.00	100	Vertical	Pass
5**	11942.988	42.71	54.0	11.29	AV	305.00	100	Vertical	Pass
6	15806.812	55.08	74.0	18.92	Peak	360.00	400	Vertical	Pass
6**	15806.812	46.50	54.0	7.50	AV	360.00	400	Vertical	Pass

11a, U-NII-3, 1 GHz to 18 GHz, High Channel, ANT H

No.	Frequency (MHz)	Results (dBuV/m)	Limit (dBuV/m)	Margin (dB)	Detector	Table (Degree)	Height (cm)	Antenna	Verdict
1	1507.600	39.05	74.0	34.95	Peak	216.00	100	Horizontal	Pass
1**	1507.600	29.41	54.0	24.59	AV	216.00	100	Horizontal	Pass
2	4232.800	49.65	74.0	24.35	Peak	351.00	400	Horizontal	Pass
2**	4232.800	40.08	54.0	13.92	AV	351.00	400	Horizontal	Pass
3	5823.200	106.77	--	--	Peak	107.00	200	Horizontal	N/A
3**	5823.200	99.07	--	--	AV	107.00	200	Horizontal	N/A
4	7449.362	49.81	74.0	24.19	Peak	214.00	200	Horizontal	Pass
4**	7449.362	41.24	54.0	12.76	AV	214.00	200	Horizontal	Pass
5	11328.888	52.13	74.0	21.87	Peak	147.00	200	Horizontal	Pass
5**	11328.888	42.98	54.0	11.02	AV	147.00	200	Horizontal	Pass
6	15831.224	54.52	74.0	19.48	Peak	0.00	300	Horizontal	Pass
6**	15831.224	44.77	54.0	9.23	AV	0.00	300	Horizontal	Pass

11a, U-NII-3, 1 GHz to 18 GHz, High Channel, ANT V

No.	Frequency (MHz)	Results (dBuV/m)	Limit (dBuV/m)	Margin (dB)	Detector	Table (Degree)	Height (cm)	Antenna	Verdict
1	1451.100	39.08	74.0	34.92	Peak	102.00	200	Vertical	Pass
1**	1451.100	30.38	54.0	23.62	AV	102.00	200	Vertical	Pass
2	4186.200	50.25	74.0	23.75	Peak	60.00	100	Vertical	Pass
2**	4186.200	40.30	54.0	13.70	AV	60.00	100	Vertical	Pass
3	5826.400	99.04	--	--	Peak	194.00	150	Vertical	N/A
3**	5826.400	91.24	--	--	AV	194.00	150	Vertical	N/A
4	7504.275	49.80	74.0	24.20	Peak	165.00	400	Vertical	Pass
4**	7504.275	41.07	54.0	12.93	AV	165.00	400	Vertical	Pass
5	11827.412	52.37	74.0	21.63	Peak	215.00	100	Vertical	Pass
5**	11827.412	42.78	54.0	11.22	AV	215.00	100	Vertical	Pass
6	15679.237	54.50	74.0	19.50	Peak	131.00	200	Vertical	Pass
6**	15679.237	45.56	54.0	8.44	AV	131.00	200	Vertical	Pass

11n20, U-NII-3, 1 GHz to 18 GHz, Low Channel, ANT H

No.	Frequency (MHz)	Results (dBuV/m)	Limit (dBuV/m)	Margin (dB)	Detector	Table (Degree)	Height (cm)	Antenna	Verdict
1	1435.500	38.86	74.0	35.14	Peak	184.00	100	Horizontal	Pass
1**	1435.500	28.99	54.0	25.01	AV	184.00	100	Horizontal	Pass
2	4034.200	50.00	74.0	24.00	Peak	140.00	300	Horizontal	Pass
2**	4034.200	41.43	54.0	12.57	AV	140.00	300	Horizontal	Pass
3	5745.800	105.83	--	--	Peak	62.00	200	Horizontal	N/A
3**	5745.800	98.20	--	--	AV	62.00	200	Horizontal	N/A
4	7519.513	49.73	74.0	24.27	Peak	183.00	100	Horizontal	Pass
4**	7519.513	40.63	54.0	13.37	AV	183.00	100	Horizontal	Pass
5	12409.026	52.24	74.0	21.76	Peak	285.00	150	Horizontal	Pass
5**	12409.026	42.48	54.0	11.52	AV	285.00	150	Horizontal	Pass
6	15562.424	54.40	74.0	19.60	Peak	52.00	200	Horizontal	Pass
6**	15562.424	44.57	54.0	9.43	AV	52.00	200	Horizontal	Pass

11n20, U-NII-3, 1 GHz to 18 GHz, Low Channel, ANT V

No.	Frequency (MHz)	Results (dBuV/m)	Limit (dBuV/m)	Margin (dB)	Detector	Table (Degree)	Height (cm)	Antenna	Verdict
1	1447.900	38.96	74.0	35.04	Peak	256.00	400	Vertical	Pass
1**	1447.900	29.05	54.0	24.95	AV	256.00	400	Vertical	Pass
2	4135.000	50.16	74.0	23.84	Peak	41.00	300	Vertical	Pass
2**	4135.000	41.15	54.0	12.85	AV	41.00	300	Vertical	Pass
3	5743.600	98.32	--	--	Peak	195.00	150	Vertical	N/A
3**	5743.600	90.75	--	--	AV	195.00	150	Vertical	N/A
4	7339.537	50.57	74.0	23.43	Peak	133.00	200	Vertical	Pass
4**	7339.537	41.98	54.0	12.02	AV	133.00	200	Vertical	Pass
5	11775.662	52.41	74.0	21.59	Peak	270.00	150	Vertical	Pass
5**	11775.662	43.03	54.0	10.97	AV	270.00	150	Vertical	Pass
6	16097.925	54.02	74.0	19.98	Peak	246.00	400	Vertical	Pass
6**	16097.925	44.73	54.0	9.27	AV	246.00	400	Vertical	Pass

11n20, U-NII-3, 1 GHz to 18 GHz, Middle Channel, ANT H

No.	Frequency (MHz)	Results (dBuV/m)	Limit (dBuV/m)	Margin (dB)	Detector	Table (Degree)	Height (cm)	Antenna	Verdict
1	1590.100	39.19	74.0	34.81	Peak	302.00	100	Horizontal	Pass
1**	1590.100	29.19	54.0	24.81	AV	302.00	100	Horizontal	Pass
2	4379.400	50.17	74.0	23.83	Peak	117.00	400	Horizontal	Pass
2**	4379.400	40.96	54.0	13.04	AV	117.00	400	Horizontal	Pass
3	5786.200	105.40	--	--	Peak	105.00	100	Horizontal	N/A
3**	5786.200	98.08	--	--	AV	105.00	100	Horizontal	N/A
4	7437.000	50.17	74.0	23.83	Peak	252.00	200	Horizontal	Pass
4**	7437.000	40.99	54.0	13.01	AV	252.00	200	Horizontal	Pass
5	11918.262	51.62	74.0	22.38	Peak	31.00	200	Horizontal	Pass
5**	11918.262	42.36	54.0	11.64	AV	31.00	200	Horizontal	Pass
6	15634.875	54.35	74.0	19.65	Peak	75.00	100	Horizontal	Pass
6**	15634.875	45.15	54.0	8.85	AV	75.00	100	Horizontal	Pass

11n20, U-NII-3, 1 GHz to 18 GHz, Middle Channel, ANT V

No.	Frequency (MHz)	Results (dBuV/m)	Limit (dBuV/m)	Margin (dB)	Detector	Table (Degree)	Height (cm)	Antenna	Verdict
1	1570.600	38.83	74.0	35.17	Peak	41.00	100	Vertical	Pass
1**	1570.600	29.87	54.0	24.13	AV	41.00	100	Vertical	Pass
2	4113.400	49.94	74.0	24.06	Peak	52.00	100	Vertical	Pass
2**	4113.400	41.03	54.0	12.97	AV	52.00	100	Vertical	Pass
3	5783.600	98.07	--	--	Peak	196.00	200	Vertical	N/A
3**	5783.600	90.07	--	--	AV	196.00	200	Vertical	N/A
4	7338.675	50.41	74.0	23.59	Peak	0.00	200	Vertical	Pass
4**	7338.675	40.86	54.0	13.14	AV	0.00	200	Vertical	Pass
5	10925.813	52.16	74.0	21.84	Peak	82.00	100	Vertical	Pass
5**	10925.813	43.25	54.0	10.75	AV	82.00	100	Vertical	Pass
6	16098.713	54.03	74.0	19.97	Peak	360.00	300	Vertical	Pass
6**	16098.713	44.81	54.0	9.19	AV	360.00	300	Vertical	Pass

11n20, U-NII-3, 1 GHz to 18 GHz, High Channel, ANT H

No.	Frequency (MHz)	Results (dBuV/m)	Limit (dBuV/m)	Margin (dB)	Detector	Table (Degree)	Height (cm)	Antenna	Verdict
1	1473.900	38.85	74.0	35.15	Peak	186.00	200	Horizontal	Pass
1**	1473.900	29.54	54.0	24.46	AV	186.00	200	Horizontal	Pass
2	4094.200	49.92	74.0	24.08	Peak	185.00	400	Horizontal	Pass
2**	4094.200	40.05	54.0	13.95	AV	185.00	400	Horizontal	Pass
3	5823.400	105.50	--	--	Peak	108.00	150	Horizontal	N/A
3**	5823.400	97.55	--	--	AV	108.00	150	Horizontal	N/A
4	7453.388	49.99	74.0	24.01	Peak	81.00	300	Horizontal	Pass
4**	7453.388	40.85	54.0	13.15	AV	81.00	300	Horizontal	Pass
5	12316.162	52.39	74.0	21.61	Peak	29.00	100	Horizontal	Pass
5**	12316.162	41.96	54.0	12.04	AV	29.00	100	Horizontal	Pass
6	15826.500	54.37	74.0	19.63	Peak	242.00	150	Horizontal	Pass
6**	15826.500	45.01	54.0	8.99	AV	242.00	150	Horizontal	Pass

11n20, U-NII-3, 1 GHz to 18 GHz, High Channel, ANT V

No.	Frequency (MHz)	Results (dBuV/m)	Limit (dBuV/m)	Margin (dB)	Detector	Table (Degree)	Height (cm)	Antenna	Verdict
1	1507.400	39.64	74.0	34.36	Peak	323.00	100	Vertical	Pass
1**	1507.400	29.58	54.0	24.42	AV	323.00	100	Vertical	Pass
2	3999.600	50.30	74.0	23.70	Peak	307.00	100	Vertical	Pass
2**	3999.600	40.61	54.0	13.39	AV	307.00	100	Vertical	Pass
3	5823.400	96.95	--	--	Peak	192.00	200	Vertical	N/A
3**	5823.400	89.48	--	--	AV	192.00	200	Vertical	N/A
4	7457.987	50.33	74.0	23.67	Peak	197.00	400	Vertical	Pass
4**	7457.987	41.04	54.0	12.96	AV	197.00	400	Vertical	Pass
5	11325.438	52.28	74.0	21.72	Peak	283.00	150	Vertical	Pass
5**	11325.438	42.95	54.0	11.05	AV	283.00	150	Vertical	Pass
6	15807.863	54.71	74.0	19.29	Peak	16.00	100	Vertical	Pass
6**	15807.863	45.61	54.0	8.39	AV	16.00	100	Vertical	Pass

11n40, U-NII-3, 1 GHz to 18 GHz, Low Channel, ANT H

No.	Frequency (MHz)	Results (dBuV/m)	Limit (dBuV/m)	Margin (dB)	Detector	Table (Degree)	Height (cm)	Antenna	Verdict
1	1625.000	38.85	74.0	35.15	Peak	61.00	300	Horizontal	Pass
1**	1625.000	29.29	54.0	24.71	AV	61.00	300	Horizontal	Pass
2	4082.200	50.76	74.0	23.24	Peak	307.00	400	Horizontal	Pass
2**	4082.200	40.77	54.0	13.23	AV	307.00	400	Horizontal	Pass
3	5757.000	102.92	--	--	Peak	107.00	150	Horizontal	N/A
3**	5757.000	95.42	--	--	AV	107.00	150	Horizontal	N/A
4	7378.350	50.05	74.0	23.95	Peak	30.00	300	Horizontal	Pass
4**	7378.350	40.49	54.0	13.51	AV	30.00	300	Horizontal	Pass
5	12450.138	52.70	74.0	21.30	Peak	352.00	100	Horizontal	Pass
5**	12450.138	43.42	54.0	10.58	AV	352.00	100	Horizontal	Pass
6	15638.287	54.05	74.0	19.95	Peak	130.00	300	Horizontal	Pass
6**	15638.287	44.99	54.0	9.01	AV	130.00	300	Horizontal	Pass

11n40, U-NII-3, 1 GHz to 18 GHz, Low Channel, ANT V

No.	Frequency (MHz)	Results (dBuV/m)	Limit (dBuV/m)	Margin (dB)	Detector	Table (Degree)	Height (cm)	Antenna	Verdict
1	1454.400	38.86	74.0	35.14	Peak	273.00	400	Vertical	Pass
1**	1454.400	29.13	54.0	24.87	AV	273.00	400	Vertical	Pass
2	4377.200	50.39	74.0	23.61	Peak	236.00	100	Vertical	Pass
2**	4377.200	41.53	54.0	12.47	AV	236.00	100	Vertical	Pass
3	5757.200	94.68	--	--	Peak	192.00	150	Vertical	N/A
3**	5757.200	87.35	--	--	AV	192.00	150	Vertical	N/A
4	7464.600	50.08	74.0	23.92	Peak	151.00	300	Vertical	Pass
4**	7464.600	40.91	54.0	13.09	AV	151.00	300	Vertical	Pass
5	10919.775	51.79	74.0	22.21	Peak	100.00	200	Vertical	Pass
5**	10919.775	42.47	54.0	11.53	AV	100.00	200	Vertical	Pass
6	16101.338	54.85	74.0	19.15	Peak	148.00	100	Vertical	Pass
6**	16101.338	45.82	54.0	8.18	AV	148.00	100	Vertical	Pass

11n40, U-NII-3, 1 GHz to 18 GHz, High Channel, ANT H

No.	Frequency (MHz)	Results (dBuV/m)	Limit (dBuV/m)	Margin (dB)	Detector	Table (Degree)	Height (cm)	Antenna	Verdict
1	1611.900	39.32	74.0	34.68	Peak	304.00	400	Horizontal	Pass
1**	1611.900	29.00	54.0	25.00	AV	304.00	400	Horizontal	Pass
2	4378.400	49.93	74.0	24.07	Peak	285.00	100	Horizontal	Pass
2**	4378.400	40.48	54.0	13.52	AV	285.00	100	Horizontal	Pass
3	5797.800	101.54	--	--	Peak	110.00	100	Horizontal	N/A
3**	5797.800	93.79	--	--	AV	110.00	100	Horizontal	N/A
4	7505.138	49.85	74.0	24.15	Peak	353.00	300	Horizontal	Pass
4**	7505.138	41.03	54.0	12.97	AV	353.00	300	Horizontal	Pass
5	11347.287	52.08	74.0	21.92	Peak	132.00	150	Horizontal	Pass
5**	11347.287	42.13	54.0	11.87	AV	132.00	150	Horizontal	Pass
6	15558.225	55.06	74.0	18.94	Peak	93.00	200	Horizontal	Pass
6**	15558.225	44.77	54.0	9.23	AV	93.00	200	Horizontal	Pass

11n40, U-NII-3, 1 GHz to 18 GHz, High Channel, ANT V

No.	Frequency (MHz)	Results (dBuV/m)	Limit (dBuV/m)	Margin (dB)	Detector	Table (Degree)	Height (cm)	Antenna	Verdict
1	1441.900	38.94	74.0	35.06	Peak	269.00	400	Vertical	Pass
1**	1441.900	29.03	54.0	24.97	AV	269.00	400	Vertical	Pass
2	4126.200	50.07	74.0	23.93	Peak	135.00	400	Vertical	Pass
2**	4126.200	40.32	54.0	13.68	AV	135.00	400	Vertical	Pass
3	5792.800	93.33	--	--	Peak	191.00	100	Vertical	N/A
3**	5792.800	85.58	--	--	AV	191.00	100	Vertical	N/A
4	7501.975	50.33	74.0	23.67	Peak	360.00	400	Vertical	Pass
4**	7501.975	41.49	54.0	12.51	AV	360.00	400	Vertical	Pass
5	11913.950	51.87	74.0	22.13	Peak	13.00	100	Vertical	Pass
5**	11913.950	42.18	54.0	11.82	AV	13.00	100	Vertical	Pass
6	15679.500	54.69	74.0	19.31	Peak	343.00	200	Vertical	Pass
6**	15679.500	43.93	54.0	10.07	AV	343.00	200	Vertical	Pass

11ac20, U-NII-3, 1 GHz to 18 GHz, Low Channel, ANT H

No.	Frequency (MHz)	Results (dBuV/m)	Limit (dBuV/m)	Margin (dB)	Detector	Table (Degree)	Height (cm)	Antenna	Verdict
1	1435.400	38.98	74.0	35.02	Peak	210.00	200	Horizontal	Pass
1**	1435.400	28.77	54.0	25.23	AV	210.00	200	Horizontal	Pass
2	4217.000	50.04	74.0	23.96	Peak	360.00	200	Horizontal	Pass
2**	4217.000	40.32	54.0	13.68	AV	360.00	200	Horizontal	Pass
3	5744.000	106.77	--	--	Peak	93.00	150	Horizontal	N/A
3**	5744.000	99.39	--	--	AV	93.00	150	Horizontal	N/A
4	7581.613	49.45	74.0	24.55	Peak	360.00	100	Horizontal	Pass
4**	7581.613	39.86	54.0	14.14	AV	360.00	100	Horizontal	Pass
5	11922.862	51.56	74.0	22.44	Peak	32.00	100	Horizontal	Pass
5**	11922.862	42.24	54.0	11.76	AV	32.00	100	Horizontal	Pass
6	15833.588	54.45	74.0	19.55	Peak	32.00	300	Horizontal	Pass
6**	15833.588	45.38	54.0	8.62	AV	32.00	300	Horizontal	Pass

11ac20, U-NII-3, 1 GHz to 18 GHz, Low Channel, ANT V

No.	Frequency (MHz)	Results (dBuV/m)	Limit (dBuV/m)	Margin (dB)	Detector	Table (Degree)	Height (cm)	Antenna	Verdict
1	1500.600	38.77	74.0	35.23	Peak	210.00	300	Vertical	Pass
1**	1500.600	28.70	54.0	25.30	AV	210.00	300	Vertical	Pass
2	4044.600	49.68	74.0	24.32	Peak	77.00	150	Vertical	Pass
2**	4044.600	39.60	54.0	14.40	AV	77.00	150	Vertical	Pass
3	5744.200	98.01	--	--	Peak	198.00	100	Vertical	N/A
3**	5744.200	90.55	--	--	AV	198.00	100	Vertical	N/A
4	7465.175	50.17	74.0	23.83	Peak	150.00	100	Vertical	Pass
4**	7465.175	40.83	54.0	13.17	AV	150.00	100	Vertical	Pass
5	10927.537	52.03	74.0	21.97	Peak	218.00	150	Vertical	Pass
5**	10927.537	43.17	54.0	10.83	AV	218.00	150	Vertical	Pass
6	15646.162	54.57	74.0	19.43	Peak	92.00	100	Vertical	Pass
6**	15646.162	45.13	54.0	8.87	AV	92.00	100	Vertical	Pass

11ac20, U-NII-3, 1 GHz to 18 GHz, Middle Channel, ANT H

No.	Frequency (MHz)	Results (dBuV/m)	Limit (dBuV/m)	Margin (dB)	Detector	Table (Degree)	Height (cm)	Antenna	Verdict
1	1545.600	38.83	74.0	35.17	Peak	335.00	200	Horizontal	Pass
1**	1545.600	28.81	54.0	25.19	AV	335.00	200	Horizontal	Pass
2	3990.600	50.56	74.0	23.44	Peak	216.00	100	Horizontal	Pass
2**	3990.600	40.44	54.0	13.56	AV	216.00	100	Horizontal	Pass
3	5783.400	105.83	--	--	Peak	103.00	100	Horizontal	N/A
3**	5783.400	97.81	--	--	AV	103.00	100	Horizontal	N/A
4	7468.625	49.85	74.0	24.15	Peak	167.00	300	Horizontal	Pass
4**	7468.625	41.04	54.0	12.96	AV	167.00	300	Horizontal	Pass
5	10919.487	52.05	74.0	21.95	Peak	218.00	200	Horizontal	Pass
5**	10919.487	42.70	54.0	11.30	AV	218.00	200	Horizontal	Pass
6	16130.737	54.39	74.0	19.61	Peak	37.00	300	Horizontal	Pass
6**	16130.737	45.34	54.0	8.66	AV	37.00	300	Horizontal	Pass

11ac20, U-NII-3, 1 GHz to 18 GHz, Middle Channel, ANT V

No.	Frequency (MHz)	Results (dBuV/m)	Limit (dBuV/m)	Margin (dB)	Detector	Table (Degree)	Height (cm)	Antenna	Verdict
1	1541.500	38.88	74.0	35.12	Peak	158.00	400	Vertical	Pass
1**	1541.500	29.02	54.0	24.98	AV	158.00	400	Vertical	Pass
2	4174.400	50.25	74.0	23.75	Peak	86.00	200	Vertical	Pass
2**	4174.400	41.10	54.0	12.90	AV	86.00	200	Vertical	Pass
3	5782.600	98.04	--	--	Peak	196.00	150	Vertical	N/A
3**	5782.600	90.79	--	--	AV	196.00	150	Vertical	N/A
4	7448.500	49.91	74.0	24.09	Peak	300.00	300	Vertical	Pass
4**	7448.500	40.68	54.0	13.32	AV	300.00	300	Vertical	Pass
5	11940.400	51.58	74.0	22.42	Peak	0.00	150	Vertical	Pass
5**	11940.400	42.89	54.0	11.11	AV	0.00	150	Vertical	Pass
6	16098.450	55.44	74.0	18.56	Peak	360.00	150	Vertical	Pass
6**	16098.450	45.96	54.0	8.04	AV	360.00	150	Vertical	Pass

11ac20, U-NII-3, 1 GHz to 18 GHz, High Channel, ANT H

No.	Frequency (MHz)	Results (dBuV/m)	Limit (dBuV/m)	Margin (dB)	Detector	Table (Degree)	Height (cm)	Antenna	Verdict
1	1533.600	38.73	74.0	35.27	Peak	327.00	400	Horizontal	Pass
1**	1533.600	29.00	54.0	25.00	AV	327.00	400	Horizontal	Pass
2	4390.200	50.23	74.0	23.77	Peak	0.00	400	Horizontal	Pass
2**	4390.200	41.22	54.0	12.78	AV	0.00	400	Horizontal	Pass
3	5827.800	105.57	--	--	Peak	107.00	150	Horizontal	N/A
3**	5827.800	98.01	--	--	AV	107.00	150	Horizontal	N/A
4	7487.888	50.02	74.0	23.98	Peak	284.00	400	Horizontal	Pass
4**	7487.888	40.17	54.0	13.83	AV	284.00	400	Horizontal	Pass
5	12292.588	51.68	74.0	22.32	Peak	337.00	100	Horizontal	Pass
5**	12292.588	42.84	54.0	11.16	AV	337.00	100	Horizontal	Pass
6	16051.724	54.83	74.0	19.17	Peak	346.00	300	Horizontal	Pass
6**	16051.724	44.69	54.0	9.31	AV	346.00	300	Horizontal	Pass

11ac20, U-NII-3, 1 GHz to 18 GHz, High Channel, ANT V

No.	Frequency (MHz)	Results (dBuV/m)	Limit (dBuV/m)	Margin (dB)	Detector	Table (Degree)	Height (cm)	Antenna	Verdict
1	1601.100	39.29	74.0	34.71	Peak	208.00	100	Vertical	Pass
1**	1601.100	28.62	54.0	25.38	AV	208.00	100	Vertical	Pass
2	4378.200	50.30	74.0	23.70	Peak	73.00	100	Vertical	Pass
2**	4378.200	40.70	54.0	13.30	AV	73.00	100	Vertical	Pass
3	5823.600	97.96	--	--	Peak	196.00	100	Vertical	N/A
3**	5823.600	89.52	--	--	AV	196.00	100	Vertical	N/A
4	7618.125	50.33	74.0	23.67	Peak	300.00	200	Vertical	Pass
4**	7618.125	41.51	54.0	12.49	AV	300.00	200	Vertical	Pass
5	11961.099	51.81	74.0	22.19	Peak	199.00	200	Vertical	Pass
5**	11961.099	41.15	54.0	12.85	AV	199.00	200	Vertical	Pass
6	15993.450	54.76	74.0	19.24	Peak	305.00	200	Vertical	Pass
6**	15993.450	44.68	54.0	9.32	AV	305.00	200	Vertical	Pass

11ac40, U-NII-3, 1 GHz to 18 GHz, Low Channel, ANT H

No.	Frequency (MHz)	Results (dBuV/m)	Limit (dBuV/m)	Margin (dB)	Detector	Table (Degree)	Height (cm)	Antenna	Verdict
1	1477.700	38.40	74.0	35.60	Peak	0.00	200	Horizontal	Pass
1**	1477.700	28.67	54.0	25.33	AV	0.00	200	Horizontal	Pass
2	4386.600	50.27	74.0	23.73	Peak	296.00	300	Horizontal	Pass
2**	4386.600	40.62	54.0	13.38	AV	296.00	300	Horizontal	Pass
3	5758.200	102.28	--	--	Peak	96.00	100	Horizontal	N/A
3**	5758.200	94.06	--	--	AV	96.00	100	Horizontal	N/A
4	7573.275	50.70	74.0	23.30	Peak	0.00	300	Horizontal	Pass
4**	7573.275	40.14	54.0	13.86	AV	0.00	300	Horizontal	Pass
5	11779.401	52.72	74.0	21.28	Peak	47.00	200	Horizontal	Pass
5**	11779.401	42.22	54.0	11.78	AV	47.00	200	Horizontal	Pass
6	16093.463	54.66	74.0	19.34	Peak	130.00	400	Horizontal	Pass
6**	16093.463	45.49	54.0	8.51	AV	130.00	400	Horizontal	Pass

11ac40, U-NII-3, 1 GHz to 18 GHz, Low Channel, ANT V

No.	Frequency (MHz)	Results (dBuV/m)	Limit (dBuV/m)	Margin (dB)	Detector	Table (Degree)	Height (cm)	Antenna	Verdict
1	1479.600	38.46	74.0	35.54	Peak	67.00	200	Vertical	Pass
1**	1479.600	30.53	54.0	23.47	AV	67.00	200	Vertical	Pass
2	4116.600	50.13	74.0	23.87	Peak	360.00	100	Vertical	Pass
2**	4116.600	40.10	54.0	13.90	AV	360.00	100	Vertical	Pass
3	5752.800	95.77	--	--	Peak	194.00	100	Vertical	N/A
3**	5752.800	87.85	--	--	AV	194.00	100	Vertical	N/A
4	7437.287	50.51	74.0	23.49	Peak	250.00	200	Vertical	Pass
4**	7437.287	40.88	54.0	13.12	AV	250.00	200	Vertical	Pass
5	11940.112	52.38	74.0	21.62	Peak	150.00	200	Vertical	Pass
5**	11940.112	43.11	54.0	10.89	AV	150.00	200	Vertical	Pass
6	15913.125	54.68	74.0	19.32	Peak	286.00	300	Vertical	Pass
6**	15913.125	43.77	54.0	10.23	AV	286.00	300	Vertical	Pass

11ac40, U-NII-3, 1 GHz to 18 GHz, High Channel, ANT H

No.	Frequency (MHz)	Results (dBuV/m)	Limit (dBuV/m)	Margin (dB)	Detector	Table (Degree)	Height (cm)	Antenna	Verdict
1	1437.400	38.32	74.0	35.68	Peak	360.00	200	Horizontal	Pass
1**	1437.400	28.98	54.0	25.02	AV	360.00	200	Horizontal	Pass
2	4254.600	49.43	74.0	24.57	Peak	9.00	200	Horizontal	Pass
2**	4254.600	40.83	54.0	13.17	AV	9.00	200	Horizontal	Pass
3	5793.400	100.83	--	--	Peak	108.00	100	Horizontal	N/A
3**	5793.400	93.66	--	--	AV	108.00	100	Horizontal	N/A
4	7447.350	50.87	74.0	23.13	Peak	148.00	300	Horizontal	Pass
4**	7447.350	41.16	54.0	12.84	AV	148.00	300	Horizontal	Pass
5	11334.925	52.10	74.0	21.90	Peak	266.00	200	Horizontal	Pass
5**	11334.925	42.24	54.0	11.76	AV	266.00	200	Horizontal	Pass
6	15682.650	54.30	74.0	19.70	Peak	151.00	300	Horizontal	Pass
6**	15682.650	44.74	54.0	9.26	AV	151.00	300	Horizontal	Pass

11ac40, U-NII-3, 1 GHz to 18 GHz, High Channel, ANT V

No.	Frequency (MHz)	Results (dBuV/m)	Limit (dBuV/m)	Margin (dB)	Detector	Table (Degree)	Height (cm)	Antenna	Verdict
1	1585.800	39.96	74.0	34.04	Peak	243.00	300	Vertical	Pass
1**	1585.800	30.31	54.0	23.69	AV	243.00	300	Vertical	Pass
2	3761.600	49.91	74.0	24.09	Peak	297.00	300	Vertical	Pass
2**	3761.600	39.52	54.0	14.48	AV	297.00	300	Vertical	Pass
3	5798.200	93.58	--	--	Peak	197.00	200	Vertical	N/A
3**	5798.200	85.16	--	--	AV	197.00	200	Vertical	N/A
4	7502.263	50.24	74.0	23.76	Peak	64.00	300	Vertical	Pass
4**	7502.263	41.82	54.0	12.18	AV	64.00	300	Vertical	Pass
5	10922.075	52.23	74.0	21.77	Peak	286.00	100	Vertical	Pass
5**	10922.075	42.86	54.0	11.14	AV	286.00	100	Vertical	Pass
6	15567.150	54.30	74.0	19.70	Peak	0.00	200	Vertical	Pass
6**	15567.150	45.12	54.0	8.88	AV	0.00	200	Vertical	Pass

11ac80, U-NII-3, 1 GHz to 18 GHz, Middle Channel, ANT H

No.	Frequency (MHz)	Results (dBuV/m)	Limit (dBuV/m)	Margin (dB)	Detector	Table (Degree)	Height (cm)	Antenna	Verdict
1	1528.200	38.64	74.0	35.36	Peak	292.00	200	Horizontal	Pass
1**	1528.200	28.65	54.0	25.35	AV	292.00	200	Horizontal	Pass
2	4211.200	50.19	74.0	23.81	Peak	360.00	100	Horizontal	Pass
2**	4211.200	40.85	54.0	13.15	AV	360.00	100	Horizontal	Pass
3	5781.200	98.13	--	--	Peak	105.00	100	Horizontal	N/A
3**	5781.200	90.59	--	--	AV	105.00	100	Horizontal	N/A
4	7461.725	49.76	74.0	24.24	Peak	253.00	100	Horizontal	Pass
4**	7461.725	41.76	54.0	12.24	AV	253.00	100	Horizontal	Pass
5	11327.737	52.10	74.0	21.90	Peak	65.00	150	Horizontal	Pass
5**	11327.737	42.94	54.0	11.06	AV	65.00	150	Horizontal	Pass
6	16118.925	54.85	74.0	19.15	Peak	344.00	400	Horizontal	Pass
6**	16118.925	45.23	54.0	8.77	AV	344.00	400	Horizontal	Pass

11ac80, U-NII-3, 1 GHz to 18 GHz, Middle Channel, ANT V

No.	Frequency (MHz)	Results (dBuV/m)	Limit (dBuV/m)	Margin (dB)	Detector	Table (Degree)	Height (cm)	Antenna	Verdict
1	1468.600	38.83	74.0	35.17	Peak	275.00	400	Vertical	Pass
1**	1468.600	28.99	54.0	25.01	AV	275.00	400	Vertical	Pass
2	4027.400	49.74	74.0	24.26	Peak	6.00	300	Vertical	Pass
2**	4027.400	40.01	54.0	13.99	AV	6.00	300	Vertical	Pass
3	5778.200	90.11	--	--	Peak	195.00	200	Vertical	N/A
3**	5778.200	82.05	--	--	AV	195.00	200	Vertical	N/A
4	7547.400	49.60	74.0	24.40	Peak	303.00	200	Vertical	Pass
4**	7547.400	41.26	54.0	12.74	AV	303.00	200	Vertical	Pass
5	11324.000	51.68	74.0	22.32	Peak	337.00	200	Vertical	Pass
5**	11324.000	42.79	54.0	11.21	AV	337.00	200	Vertical	Pass
6	15524.100	54.41	74.0	19.59	Peak	51.00	100	Vertical	Pass
6**	15524.100	46.37	54.0	7.63	AV	51.00	100	Vertical	Pass

A.6.2 Band Edge (Restricted-band)

Test Band	Mode	Channel	Verdict
U-NII-1	802.11a	Low	Pass
		High	Pass
	802.11n(HT20)	Low	Pass
		High	Pass
	802.11n(HT40)	Low	Pass
		High	Pass
	802.11ac(VHT20)	Low	Pass
		High	Pass
	802.11ac(VHT40)	Low	Pass
		High	Pass
	802.11ac(VHT80)	Middle	Pass
U-NII-2A	802.11a	Low	Pass
		High	Pass
	802.11n(HT20)	Low	Pass
		High	Pass
	802.11n(HT40)	Low	Pass
		High	Pass
	802.11ac(VHT20)	Low	Pass
		High	Pass
	802.11ac(VHT40)	Low	Pass
		High	Pass
	802.11ac(VHT80)	Middle	Pass
U-NII-2C	802.11a	Low	Pass
		High	Pass
	802.11n(HT20)	Low	Pass
		High	Pass
	802.11n(HT40)	Low	Pass
		High	Pass
	802.11ac(VHT20)	Low	Pass
		High	Pass
	802.11ac(VHT40)	Low	Pass
		High	Pass
	802.11ac(VHT80)	Low	Pass
		High	Pass
U-NII-3	802.11a	Low	Pass
		High	Pass
	802.11n(HT20)	Low	Pass
		High	Pass
	802.11n(HT40)	Low	Pass
		High	Pass

	802.11ac(VHT20)	Low	Pass
		High	Pass
	802.11ac(VHT40)	Low	Pass
		High	Pass
	802.11ac(VHT80)	Middle	Pass

Test Data

U-NII-1 11a Low Channel

No.	Frequency (MHz)	Results (dBuV/m)	Limit (dBuV/m)	Margin (dB)	Detector	Table (Degree)	Height (cm)	Antenna	Verdict
1	5149.675	62.69	74.0	11.31	Peak	176.00	200	Horizontal	Pass
1**	5149.675	47.70	54.0	6.30	AV	176.00	200	Horizontal	Pass
2	5149.675	62.69	74.0	11.31	Peak	176.00	200	Horizontal	Pass
2**	5149.675	47.70	54.0	6.30	AV	176.00	200	Horizontal	Pass

U-NII-1 11a High Channel

No.	Frequency (MHz)	Results (dBuV/m)	Limit (dBuV/m)	Margin (dB)	Detector	Table (Degree)	Height (cm)	Antenna	Verdict
1	5350.000	55.57	74.0	18.43	Peak	117.00	200	Horizontal	Pass
1**	5350.000	46.23	54.0	7.77	AV	117.00	200	Horizontal	Pass
2	5384.320	58.46	74.0	15.54	Peak	104.00	150	Horizontal	Pass
2**	5384.320	46.48	54.0	7.52	AV	104.00	150	Horizontal	Pass

U-NII-1 11n20 Low Channel

No.	Frequency (MHz)	Results (dBuV/m)	Limit (dBuV/m)	Margin (dB)	Detector	Table (Degree)	Height (cm)	Antenna	Verdict
1	5148.375	64.27	74.0	9.73	Peak	159.00	150	Horizontal	Pass
1**	5148.375	46.50	54.0	7.50	AV	159.00	150	Horizontal	Pass
2	5149.675	60.06	74.0	13.94	Peak	22.00	150	Horizontal	Pass
2**	5149.675	46.02	54.0	7.98	AV	22.00	150	Horizontal	Pass

U-NII-1 11n20 High Channel

No.	Frequency (MHz)	Results (dBuV/m)	Limit (dBuV/m)	Margin (dB)	Detector	Table (Degree)	Height (cm)	Antenna	Verdict
1	5350.000	55.55	74.0	18.45	Peak	358.00	200	Horizontal	Pass
1**	5350.000	45.95	54.0	8.05	AV	358.00	200	Horizontal	Pass
2	5436.295	58.08	74.0	15.92	Peak	352.00	200	Horizontal	Pass
2**	5436.295	46.51	54.0	7.49	AV	352.00	200	Horizontal	Pass

U-NII-1 11n40 Low Channel

No.	Frequency (MHz)	Results (dBuV/m)	Limit (dBuV/m)	Margin (dB)	Detector	Table (Degree)	Height (cm)	Antenna	Verdict
1	5149.675	68.93	74.0	5.07	Peak	138.00	150	Horizontal	Pass
1**	5149.675	50.69	54.0	3.31	AV	138.00	150	Horizontal	Pass
2	5149.675	68.93	74.0	5.07	Peak	138.00	150	Horizontal	Pass
2**	5149.675	50.69	54.0	3.31	AV	138.00	150	Horizontal	Pass

U-NII-1 11n40 High Channel

No.	Frequency (MHz)	Results (dBuV/m)	Limit (dBuV/m)	Margin (dB)	Detector	Table (Degree)	Height (cm)	Antenna	Verdict
1	5350.000	56.24	74.0	17.76	Peak	160.00	150	Horizontal	Pass
1**	5350.000	46.29	54.0	7.71	AV	160.00	150	Horizontal	Pass
2	5373.595	57.88	74.0	16.12	Peak	304.00	150	Horizontal	Pass
2**	5373.595	46.12	54.0	7.88	AV	304.00	150	Horizontal	Pass

U-NII-1 11ac20 Low Channel

No.	Frequency (MHz)	Results (dBuV/m)	Limit (dBuV/m)	Margin (dB)	Detector	Table (Degree)	Height (cm)	Antenna	Verdict
1	5148.050	57.95	74.0	16.05	Peak	28.00	100	Horizontal	Pass
1**	5148.050	45.99	54.0	8.01	AV	28.00	100	Horizontal	Pass
2	5149.675	56.12	74.0	17.88	Peak	32.00	100	Horizontal	Pass
2**	5149.675	46.40	54.0	7.60	AV	32.00	100	Horizontal	Pass

U-NII-1 11ac20 High Channel

No.	Frequency (MHz)	Results (dBuV/m)	Limit (dBuV/m)	Margin (dB)	Detector	Table (Degree)	Height (cm)	Antenna	Verdict
1	5350.055	56.73	74.0	17.27	Peak	6.00	100	Horizontal	Pass
1**	5350.055	45.87	54.0	8.13	AV	6.00	100	Horizontal	Pass
2	5393.780	58.78	74.0	15.22	Peak	235.00	200	Horizontal	Pass
2**	5393.780	46.32	54.0	7.68	AV	235.00	200	Horizontal	Pass

U-NII-1 11ac40 Low Channel

No.	Frequency (MHz)	Results (dBuV/m)	Limit (dBuV/m)	Margin (dB)	Detector	Table (Degree)	Height (cm)	Antenna	Verdict
1	5149.675	65.48	74.0	8.52	Peak	73.00	200	Horizontal	Pass
1**	5149.675	48.39	54.0	5.61	AV	73.00	200	Horizontal	Pass
2	5149.675	65.48	74.0	8.52	Peak	73.00	100	Horizontal	Pass
2**	5149.675	48.39	54.0	5.61	AV	73.00	100	Horizontal	Pass

U-NII-1 11ac40 High Channel

No.	Frequency (MHz)	Results (dBuV/m)	Limit (dBuV/m)	Margin (dB)	Detector	Table (Degree)	Height (cm)	Antenna	Verdict
1	5350.000	55.50	74.0	18.50	Peak	13.00	100	Horizontal	Pass
1**	5350.000	45.90	54.0	8.10	AV	13.00	100	Horizontal	Pass
2	5459.945	58.47	74.0	15.53	Peak	231.00	150	Horizontal	Pass
2**	5459.945	46.43	54.0	7.57	AV	231.00	150	Horizontal	Pass

U-NII-1 11ac80 Middle Channel

No.	Frequency (MHz)	Results (dBuV/m)	Limit (dBuV/m)	Margin (dB)	Detector	Table (Degree)	Height (cm)	Antenna	Verdict
1	5136.675	61.69	74.0	12.31	Peak	165.00	100	Horizontal	Pass
1**	5136.675	48.13	54.0	5.87	AV	165.00	100	Horizontal	Pass
2	5149.675	59.95	74.0	14.05	Peak	165.00	200	Horizontal	Pass
2**	5149.675	49.33	54.0	4.67	AV	165.00	200	Horizontal	Pass

U-NII-2A 11a Low Channel

No.	Frequency (MHz)	Results (dBuV/m)	Limit (dBuV/m)	Margin (dB)	Detector	Table (Degree)	Height (cm)	Antenna	Verdict
1	5098.975	57.12	74.0	16.88	Peak	62.00	200	Horizontal	Pass
1**	5098.975	46.37	54.0	7.63	AV	62.00	200	Horizontal	Pass
2	5150.000	55.26	74.0	18.74	Peak	221.00	150	Horizontal	Pass
2**	5150.000	45.93	54.0	8.07	AV	221.00	150	Horizontal	Pass

U-NII-2A 11a High Channel

No.	Frequency (MHz)	Results (dBuV/m)	Limit (dBuV/m)	Margin (dB)	Detector	Table (Degree)	Height (cm)	Antenna	Verdict
1	5350.055	64.81	74.0	9.19	Peak	140.00	150	Horizontal	Pass
1**	5350.055	49.22	54.0	4.78	AV	140.00	150	Horizontal	Pass
2	5350.110	65.26	74.0	8.74	Peak	144.00	100	Horizontal	Pass
2**	5350.110	48.31	54.0	5.69	AV	144.00	100	Horizontal	Pass

U-NII-2A 11n20 Low Channel

No.	Frequency (MHz)	Results (dBuV/m)	Limit (dBuV/m)	Margin (dB)	Detector	Table (Degree)	Height (cm)	Antenna	Verdict
1	5074.600	57.84	74.0	16.16	Peak	72.00	150	Horizontal	Pass
1**	5074.600	46.08	54.0	7.92	AV	72.00	150	Horizontal	Pass
2	5150.000	55.18	74.0	18.82	Peak	69.00	100	Horizontal	Pass
2**	5150.000	45.80	54.0	8.20	AV	69.00	100	Horizontal	Pass

U-NII-2A 11n20 High Channel

No.	Frequency (MHz)	Results (dBuV/m)	Limit (dBuV/m)	Margin (dB)	Detector	Table (Degree)	Height (cm)	Antenna	Verdict
1	5350.000	62.60	74.0	11.40	Peak	162.00	150	Horizontal	Pass
1**	5350.000	46.76	54.0	7.24	AV	162.00	150	Horizontal	Pass
2	5351.155	64.49	74.0	9.51	Peak	132.00	100	Horizontal	Pass
2**	5351.155	46.75	54.0	7.25	AV	132.00	100	Horizontal	Pass

U-NII-2A 11n40 Low Channel

No.	Frequency (MHz)	Results (dBuV/m)	Limit (dBuV/m)	Margin (dB)	Detector	Table (Degree)	Height (cm)	Antenna	Verdict
1	5135.375	57.65	74.0	16.35	Peak	354.00	200	Horizontal	Pass
1**	5135.375	46.40	54.0	7.60	AV	354.00	200	Horizontal	Pass
2	5150.000	55.83	74.0	18.17	Peak	39.00	200	Horizontal	Pass
2**	5150.000	45.81	54.0	8.19	AV	39.00	200	Horizontal	Pass

U-NII-2A 11n40 High Channel

No.	Frequency (MHz)	Results (dBuV/m)	Limit (dBuV/m)	Margin (dB)	Detector	Table (Degree)	Height (cm)	Antenna	Verdict
1	5350.055	66.59	74.0	7.41	Peak	88.00	150	Horizontal	Pass
1**	5350.055	50.10	54.0	3.90	AV	88.00	150	Horizontal	Pass
2	5350.110	68.49	74.0	5.51	Peak	155.00	200	Horizontal	Pass
2**	5350.110	50.40	54.0	3.60	AV	155.00	200	Horizontal	Pass

U-NII-2A 11ac20 Low Channel

No.	Frequency (MHz)	Results (dBuV/m)	Limit (dBuV/m)	Margin (dB)	Detector	Table (Degree)	Height (cm)	Antenna	Verdict
1	5103.850	58.13	74.0	15.87	Peak	161.00	150	Horizontal	Pass
1**	5103.850	46.53	54.0	7.47	AV	161.00	150	Horizontal	Pass
2	5150.000	56.02	74.0	17.98	Peak	287.00	200	Horizontal	Pass
2**	5150.000	46.06	54.0	7.94	AV	287.00	200	Horizontal	Pass

U-NII-2A 11ac20 High Channel

No.	Frequency (MHz)	Results (dBuV/m)	Limit (dBuV/m)	Margin (dB)	Detector	Table (Degree)	Height (cm)	Antenna	Verdict
1	5350.055	60.72	74.0	13.28	Peak	132.00	100	Horizontal	Pass
1**	5350.055	46.50	54.0	7.50	AV	132.00	100	Horizontal	Pass
2	5359.625	62.78	74.0	11.22	Peak	135.00	100	Horizontal	Pass
2**	5359.625	46.65	54.0	7.35	AV	135.00	100	Horizontal	Pass

U-NII-2A 11ac40 Low Channel

No.	Frequency (MHz)	Results (dBuV/m)	Limit (dBuV/m)	Margin (dB)	Detector	Table (Degree)	Height (cm)	Antenna	Verdict
1	5080.775	58.15	74.0	15.85	Peak	112.00	150	Horizontal	Pass
1**	5080.775	46.31	54.0	7.69	AV	112.00	150	Horizontal	Pass
2	5150.000	56.24	74.0	17.76	Peak	202.00	200	Horizontal	Pass
2**	5150.000	45.92	54.0	8.08	AV	202.00	200	Horizontal	Pass

U-NII-2A 11ac40 High Channel

No.	Frequency (MHz)	Results (dBuV/m)	Limit (dBuV/m)	Margin (dB)	Detector	Table (Degree)	Height (cm)	Antenna	Verdict
1	5350.000	63.59	74.0	10.41	Peak	147.00	200	Horizontal	Pass
1**	5350.000	49.74	54.0	4.26	AV	147.00	200	Horizontal	Pass
2	5353.685	70.20	74.0	3.80	Peak	137.00	150	Horizontal	Pass
2**	5353.685	50.08	54.0	3.92	AV	137.00	150	Horizontal	Pass

U-NII-2A 11ac80 Middle Channel

No.	Frequency (MHz)	Results (dBuV/m)	Limit (dBuV/m)	Margin (dB)	Detector	Table (Degree)	Height (cm)	Antenna	Verdict
1	5350.055	56.89	74.0	17.11	Peak	28.00	150	Horizontal	Pass
1**	5350.055	46.80	54.0	7.20	AV	28.00	150	Horizontal	Pass
2	5355.390	60.54	74.0	13.46	Peak	86.00	200	Horizontal	Pass
2**	5355.390	46.99	54.0	7.01	AV	86.00	200	Horizontal	Pass

U-NII-2C 11a Low Channel

No.	Frequency (MHz)	Results (dBuV/m)	Limit (dBuV/m)	Margin (dB)	Detector	Table (Degree)	Height (cm)	Antenna	Verdict
1	5459.550	61.35	74.0	12.65	Peak	134.00	100	Horizontal	Pass
1**	5459.550	47.47	54.0	6.53	AV	134.00	100	Horizontal	Pass
2	5460.000	58.10	74.0	15.90	Peak	144.00	100	Horizontal	Pass
2**	5460.000	47.20	54.0	6.80	AV	144.00	100	Horizontal	Pass
3	5464.200	62.92	68.2	5.28	Peak	136.00	100	Horizontal	Pass
3**	5464.200	48.25	--	--	AV	136.00	100	Horizontal	N/A
4	5469.950	60.37	68.2	7.83	Peak	160.00	200	Horizontal	Pass
4**	5469.950	48.83	--	--	AV	160.00	200	Horizontal	N/A

U-NII-2C 11a High Channel

No.	Frequency (MHz)	Results (dBuV/m)	Limit (dBuV/m)	Margin (dB)	Detector	Table (Degree)	Height (cm)	Antenna	Verdict
1	5725.000	60.63	68.2	7.57	Peak	173.00	100	Horizontal	Pass
2	5727.200	63.52	68.2	4.68	Peak	140.00	150	Horizontal	Pass

U-NII-2C 11n20 Low Channel

No.	Frequency (MHz)	Results (dBuV/m)	Limit (dBuV/m)	Margin (dB)	Detector	Table (Degree)	Height (cm)	Antenna	Verdict
1	5458.950	60.83	74.0	13.17	Peak	168.00	150	Horizontal	Pass
1**	5458.950	47.06	54.0	6.94	AV	168.00	150	Horizontal	Pass
2	5460.000	59.86	74.0	14.14	Peak	141.00	200	Horizontal	Pass
2**	5460.000	47.12	54.0	6.88	AV	141.00	200	Horizontal	Pass
3	5466.200	62.83	68.2	5.37	Peak	135.00	100	Horizontal	Pass
3**	5466.200	47.96	--	--	AV	135.00	100	Horizontal	N/A
4	5469.950	57.53	68.2	10.67	Peak	68.00	200	Horizontal	Pass
4**	5469.950	48.77	--	--	AV	68.00	200	Horizontal	N/A

U-NII-2C 11n20 High Channel

No.	Frequency (MHz)	Results (dBuV/m)	Limit (dBuV/m)	Margin (dB)	Detector	Table (Degree)	Height (cm)	Antenna	Verdict
1	5725.000	63.37	68.2	4.83	Peak	128.00	150	Horizontal	Pass
2	5725.950	65.01	68.2	3.19	Peak	133.00	150	Horizontal	Pass

U-NII-2C 11n40 Low Channel

No.	Frequency (MHz)	Results (dBuV/m)	Limit (dBuV/m)	Margin (dB)	Detector	Table (Degree)	Height (cm)	Antenna	Verdict
1	5456.800	59.63	74.0	14.37	Peak	132.00	150	Horizontal	Pass
1**	5456.800	46.81	54.0	7.19	AV	132.00	150	Horizontal	Pass
2	5460.000	57.27	74.0	16.73	Peak	13.00	150	Horizontal	Pass
2**	5460.000	47.29	54.0	6.71	AV	13.00	150	Horizontal	Pass
3	5467.900	61.81	68.2	6.39	Peak	146.00	150	Horizontal	Pass
3**	5467.900	48.51	--	--	AV	146.00	150	Horizontal	N/A
4	5469.950	60.05	68.2	8.15	Peak	146.00	200	Horizontal	Pass
4**	5469.950	48.35	--	--	AV	146.00	200	Horizontal	N/A

U-NII-2C 11n40 High Channel

No.	Frequency (MHz)	Results (dBuV/m)	Limit (dBuV/m)	Margin (dB)	Detector	Table (Degree)	Height (cm)	Antenna	Verdict
1	5725.000	57.87	68.2	10.33	Peak	139.00	200	Horizontal	Pass
2	5725.200	61.20	68.2	7.00	Peak	64.00	150	Horizontal	Pass

U-NII-2C 11ac20 Low Channel

No.	Frequency (MHz)	Results (dBuV/m)	Limit (dBuV/m)	Margin (dB)	Detector	Table (Degree)	Height (cm)	Antenna	Verdict
1	5459.850	59.54	74.0	14.46	Peak	139.00	200	Horizontal	Pass
1**	5459.850	47.56	54.0	6.44	AV	139.00	200	Horizontal	Pass
2	5460.000	56.54	74.0	17.46	Peak	64.00	200	Horizontal	Pass
2**	5460.000	47.46	54.0	6.54	AV	64.00	200	Horizontal	Pass
3	5467.350	63.90	68.2	4.30	Peak	179.00	100	Horizontal	Pass
3**	5467.350	48.69	--	--	AV	179.00	100	Horizontal	N/A
4	5469.950	61.67	68.2	6.53	Peak	152.00	100	Horizontal	Pass
4**	5469.950	48.41	--	--	AV	152.00	100	Horizontal	N/A

U-NII-2C 11ac20 High Channel

No.	Frequency (MHz)	Results (dBuV/m)	Limit (dBuV/m)	Margin (dB)	Detector	Table (Degree)	Height (cm)	Antenna	Verdict
1	5725.050	64.39	68.2	3.81	Peak	139.00	200	Horizontal	Pass
2	5725.150	63.93	68.2	4.27	Peak	167.00	150	Horizontal	Pass

U-NII-2C 11ac40 Low Channel

No.	Frequency (MHz)	Results (dBuV/m)	Limit (dBuV/m)	Margin (dB)	Detector	Table (Degree)	Height (cm)	Antenna	Verdict
1	5459.550	58.87	74.0	15.13	Peak	144.00	200	Horizontal	Pass
1**	5459.550	47.03	54.0	6.97	AV	144.00	200	Horizontal	Pass
2	5460.000	57.05	74.0	16.95	Peak	312.00	100	Horizontal	Pass
2**	5460.000	47.20	54.0	6.80	AV	312.00	100	Horizontal	Pass
3	5469.750	63.09	68.2	5.11	Peak	140.00	100	Horizontal	Pass
3**	5469.750	48.06	--	--	AV	140.00	100	Horizontal	N/A
4	5469.950	57.65	68.2	10.55	Peak	140.00	100	Horizontal	Pass
4**	5469.950	47.70	--	--	AV	140.00	100	Horizontal	N/A

U-NII-2C 11ac40 High Channel

No.	Frequency (MHz)	Results (dBuV/m)	Limit (dBuV/m)	Margin (dB)	Detector	Table (Degree)	Height (cm)	Antenna	Verdict
1	5725.050	58.49	68.2	9.71	Peak	121.00	150	Horizontal	Pass
2	5725.100	59.91	68.2	8.29	Peak	123.00	100	Horizontal	Pass

U-NII-2C 11ac80 Middle Channel

No.	Frequency (MHz)	Results (dBuV/m)	Limit (dBuV/m)	Margin (dB)	Detector	Table (Degree)	Height (cm)	Antenna	Verdict
1	5452.500	61.78	74.0	12.22	Peak	180.00	150	Horizontal	Pass
1**	5452.500	47.18	54.0	6.82	AV	180.00	150	Horizontal	Pass
2	5460.000	57.04	74.0	16.96	Peak	74.00	200	Horizontal	Pass
2**	5460.000	48.26	54.0	5.74	AV	74.00	200	Horizontal	Pass
3	5461.850	64.67	68.2	3.53	Peak	138.00	200	Horizontal	Pass
3**	5461.850	47.87	--	--	AV	138.00	200	Horizontal	N/A
4	5469.950	58.55	68.2	9.65	Peak	142.00	150	Horizontal	Pass
4**	5469.950	49.40	--	--	AV	142.00	150	Horizontal	N/A

U-NII-2C 11ac80 Middle Channel

No.	Frequency (MHz)	Results (dBuV/m)	Limit (dBuV/m)	Margin (dB)	Detector	Table (Degree)	Height (cm)	Antenna	Verdict
1	5725.050	56.77	68.2	11.43	Peak	107.00	100	Horizontal	Pass
2	5813.800	60.89	68.2	7.31	Peak	134.00	200	Horizontal	Pass

U-NII-3 11a Low Channel

No.	Frequency (MHz)	Results (dBuV/m)	Limit (dBuV/m)	Margin (dB)	Detector	Table (Degree)	Height (cm)	Antenna	Verdict
1	5646.800	58.42	68.2	9.78	Peak	117.00	150	Horizontal	Pass
2	5650.000	56.81	68.2	11.39	Peak	160.00	150	Horizontal	Pass

U-NII-3 11a High Channel

No.	Frequency (MHz)	Results (dBuV/m)	Limit (dBuV/m)	Margin (dB)	Detector	Table (Degree)	Height (cm)	Antenna	Verdict
1	5924.950	56.17	68.2	12.03	Peak	270.00	100	Horizontal	Pass
2	5929.650	59.03	68.2	9.17	Peak	40.00	150	Horizontal	Pass

U-NII-3 11n20 Low Channel

No.	Frequency (MHz)	Results (dBuV/m)	Limit (dBuV/m)	Margin (dB)	Detector	Table (Degree)	Height (cm)	Antenna	Verdict
1	5643.950	58.13	68.2	10.07	Peak	222.00	150	Horizontal	Pass
2	5650.000	56.70	68.2	11.50	Peak	192.00	150	Horizontal	Pass

U-NII-3 11n20 High Channel

No.	Frequency (MHz)	Results (dBuV/m)	Limit (dBuV/m)	Margin (dB)	Detector	Table (Degree)	Height (cm)	Antenna	Verdict
1	5924.950	56.69	68.2	11.51	Peak	238.00	100	Horizontal	Pass
2	5942.050	58.53	68.2	9.67	Peak	4.00	150	Horizontal	Pass

U-NII-3 11n40 Low Channel

No.	Frequency (MHz)	Results (dBuV/m)	Limit (dBuV/m)	Margin (dB)	Detector	Table (Degree)	Height (cm)	Antenna	Verdict
1	5643.850	58.15	68.2	10.05	Peak	138.00	200	Horizontal	Pass
2	5650.000	56.27	68.2	11.93	Peak	252.00	100	Horizontal	Pass

U-NII-3 11n40 High Channel

No.	Frequency (MHz)	Results (dBuV/m)	Limit (dBuV/m)	Margin (dB)	Detector	Table (Degree)	Height (cm)	Antenna	Verdict
1	5924.950	56.70	68.2	11.50	Peak	169.00	200	Horizontal	Pass
2	5946.100	58.29	68.2	9.91	Peak	212.00	100	Horizontal	Pass

U-NII-3 11ac20 Low Channel

No.	Frequency (MHz)	Results (dBuV/m)	Limit (dBuV/m)	Margin (dB)	Detector	Table (Degree)	Height (cm)	Antenna	Verdict
1	5647.400	58.07	68.2	10.13	Peak	181.00	200	Horizontal	Pass
2	5650.000	57.01	68.2	11.19	Peak	123.00	200	Horizontal	Pass

U-NII-3 11ac20 High Channel

No.	Frequency (MHz)	Results (dBuV/m)	Limit (dBuV/m)	Margin (dB)	Detector	Table (Degree)	Height (cm)	Antenna	Verdict
1	5924.950	55.99	68.2	12.21	Peak	208.00	150	Horizontal	Pass
2	5925.450	58.33	68.2	9.87	Peak	206.00	200	Horizontal	Pass

U-NII-3 11ac40 Low Channel

No.	Frequency (MHz)	Results (dBuV/m)	Limit (dBuV/m)	Margin (dB)	Detector	Table (Degree)	Height (cm)	Antenna	Verdict
1	5643.450	58.16	68.2	10.04	Peak	182.00	200	Horizontal	Pass
2	5650.000	56.14	68.2	12.06	Peak	81.00	100	Horizontal	Pass

U-NII-3 11ac40 High Channel

No.	Frequency (MHz)	Results (dBuV/m)	Limit (dBuV/m)	Margin (dB)	Detector	Table (Degree)	Height (cm)	Antenna	Verdict
1	5924.950	56.58	68.2	11.62	Peak	240.00	200	Horizontal	Pass
2	5931.850	58.64	68.2	9.56	Peak	42.00	200	Horizontal	Pass

U-NII-3 11ac80 Middle Channel

No.	Frequency (MHz)	Results (dBuV/m)	Limit (dBuV/m)	Margin (dB)	Detector	Table (Degree)	Height (cm)	Antenna	Verdict
1	5644.300	58.50	68.2	9.70	Peak	297.00	100	Horizontal	Pass
2	5650.000	56.10	68.2	12.10	Peak	54.00	150	Horizontal	Pass

U-NII-3 11ac80 Middle Channel

No.	Frequency (MHz)	Results (dBuV/m)	Limit (dBuV/m)	Margin (dB)	Detector	Table (Degree)	Height (cm)	Antenna	Verdict
1	5924.950	56.37	68.2	11.83	Peak	265.00	200	Horizontal	Pass
2	5928.450	58.98	68.2	9.22	Peak	100.00	150	Horizontal	Pass

ANNEX B TEST SETUP PHOTOS

Please refer the document “BL-SZ2510527-AR-2.PDF”.

ANNEX C EUT EXTERNAL PHOTOS

Please refer the document “BL-SZ2510527-AW.PDF”.

ANNEX D EUT INTERNAL PHOTOS

Please refer the document “BL-SZ2510527-AI.PDF”.

Statement

1. The laboratory guarantees the scientificity, accuracy and impartiality of the test, and is responsible for all the information in the report, except the information provided by the customer. The customer is responsible for the impact of the information provided on the validity of the results.
2. The report without China inspection body and laboratory Mandatory Approval (CMA) mark has no effect of proving to the society.
3. For the report with CNAS mark or A2LA mark, the items marked with "☆" are not within the accredited scope.
4. This report is invalid if it is altered, without the signature of the testing and approval personnel, or without the “inspection and testing dedicated stamp” or test report stamp.
5. The test data and results are only valid for the tested samples provided by the customer.
6. This report shall not be partially reproduced without the written permission of the laboratory.
7. Any objection shall be raised to the laboratory within 30 days after receiving the report.

--END OF REPORT--