TEST REPORT

Applicant:	Xiaomi Communications Co., Ltd.
Address:	#019, 9th Floor, Building 6, 33 Xi'erqi Middle Road, Haidian District, Beijing, China, 100085
Equipment Type:	Tablet Computer
Model Name:	23073RPBFL
Brand Name:	Redmi
FCC ID:	2AFZZRPBFL
Test Standard:	47 CFR Part 15 Subpart E (refer section 3.1)
Sample Arrival Date:	Apr. 17, 2023
Test Date:	Apr. 20, 2023 – May 31, 2023
Date of Issue:	Jun. 08, 2023

ISSUED BY:

Shenzhen BALUN Technology Co., Ltd.

Tested by: Yu Yingyuan **Checked by:** Ye Hongji **Approved by:** Liao Jianming (Technical Director)

Revision History

Version	Issue Date	Revisions
Rev. 01	Jun. 08, 2023	Initial Issue

TABLE OF CONTENTS

1 GENERAL INFORMATION 4
1.1 Test Laboratory 4
1.2 Test Location 4
2 PRODUCT INFORMATION 5
2.1 Applicant Information 5
2.2 Manufacturer Information 5
2.3 Factory Information 5
2.4 General Description for Equipment under Test (EUT) 5
2.5 Technical Information 6
2.6 Channel List 7
3 SUMMARY OF TEST RESULTS 11
3.1 Test Standards 11
3.2 Test Verdict 11
4 GENERAL TEST CONFIGURATIONS 12
4.1 Test Environments 12
4.2 Test Equipment List 13
4.3 Test Software List 13
4.4 Measurement Uncertainty 14
4.5 Description of Test Setup 14
5 TEST ITEMS 17
5.1 RF Output Power 17
5.2 Emission Bandwidth and 6 dB Bandwidth 18
5.3 Power Spectral density (PSD) 19
5.4 Conducted Emission 20

5.5 Radiated Spurious Emissions and Band Edge (Restricted-band) 21
ANNEX A TEST RESULT 26
A.1 RF Output Power 26
A.2 Emission Bandwidth & 99% Bandwidth 30
A.3 6 dB Bandwidth 33
A.4 Power Spectral Density 34
A.5 Conducted Emissions 37
A.6 Radiated Spurious Emissions and Band Edge (Restricted-band) 39
ANNEX B TEST SETUP PHOTOS 168
ANNEX C EUT EXTERNAL PHOTOS 168
ANNEX D EUT INTERNAL PHOTOS 168

1 GENERAL INFORMATION

1.1 Test Laboratory

Name	Shenzhen BALUN Technology Co., Ltd.
Address	Block B, 1/F, Baisha Science and Technology Park, Shahe Xi Road, Nanshan District, Shenzhen, Guangdong Province, P. R. China
Phone Number	+86 755 6685 0100

1.2 Test Location

Name	Shenzhen BALUN Technology Co., Ltd.
Location	☑ Block B, 1/F, Baisha Science and Technology Park, Shahe Xi Road, Nanshan District, Shenzhen, Guangdong Province, P. R. China
	☐ 1/F, Building B, Ganghongji High-tech Intelligent Industrial Park, No. 1008, Songbai Road, Yangguang Community, Xili Sub-district, Nanshan District, Shenzhen, Guangdong Province, P. R. China
Accreditation Certificate	The laboratory is a testing organization accredited by FCC as a accredited testing laboratory. The designation number is CN1196.

2 PRODUCT INFORMATION

2.1 Applicant Information

Applicant	Xiaomi Communications Co., Ltd.
Address	#019, 9th Floor, Building 6, 33 Xi'erqi Middle Road, Haidian District, Beijing, China, 100085

2.2 Manufacturer Information

Manufacturer	Xiaomi Communications Co., Ltd.
Address	#019, 9th Floor, Building 6, 33 Xi'erqi Middle Road, Haidian District, Beijing, China, 100085

2.3 Factory Information

Factory	N/A
Address	N/A

2.4 General Description for Equipment under Test (EUT)

EUT Name	Tablet Computer
Model Name Under Test	23073RPBFL
Series Model Name	N/A
Description of Model name differentiation	N/A
Hardware Version	P11
Software Version	MIUI 14
Dimensions (Approx.)	N/A
Weight (Approx.)	N/A

2.5 Technical Information

Network and Wireless connectivity	Bluetooth (BR+EDR+BLE) 2.4G WIFI 802.11b, 802.11g, 802.11n(HT20) 5G WIFI 802.11a, 802.11n(HT20/40), 802.11ac(VHT20/40/80) U-NII-1/2A/2C/3, FM receiver

The requirement for the following technical information of the EUT was tested in this report:

Frequency Range	U-NII-1: 5150 MHz to 5250 MHz, U-NII-2A: 5250 MHz to 5350 MHz, U-NII-2C: 5470 MHz to 5725 MHz, U-NII-3: 5725 MHz to 5850 MHz
Product Type	☐ Mobile ☒ Portable ☐ Fix Location
Modulation technology	OFDM
Modulation Type	256QAM, 64QAM, 16QAM, BPSK, QPSK
Transfer Rate (Mbps) (Single RF path)	802.11a: 54/ 48/ 36/ 24/ 18/ 12/ 9/ 6 Mbps 802.11n: up to 150 Mbps 802.11ac: up to VHT-MCS9
Channel Bandwidth	802.11a: 20 MHz 802.11n: 20 MHz, 40 MHz 802.11ac: 20 MHz, 40 MHz, 80 MHz
Maximum Output Power	U-NII-1: 17.04 dBm U-NII-2A: 17.28 dBm U-NII-2C: 17.20 dBm U-NII-3: 11.07 dBm
Antenna System (eg., MIMO, Smart Antenna)	N/A
Categorization as Correlated or Completely Uncorrelated	N/A
Antenna Type	PIFA Antenna
Antenna Gain	U-NII-1: 5150 MHz to 5250 MHz: 2.5 dBi U-NII-2A: 5250 MHz to 5350 MHz: 2.0dBi U-NII-2C: 5470 MHz to 5725 MHz: 2.5 dBi U-NII-3: 5725 MHz to 5850 MHz: 2.1 dBi
About the Product	The equipment is Tablet Computer, intended for used with information technology equipment.

2.6 Channel List

20 MHz		40 MHz		80 MHz	
Channel Number	Frequency (MHz)	Channel Number	Frequency (MHz)	Channel Number	Frequency (MHz)
36	**5180**	**38**	**5190**	**42**	**5210**
40	5200	**46**	**5230**	**58**	**5290**
44	**5220**	**54**	**5270**	**106**	**5530**
48	**5240**	**62**	**5310**	**122**	**5610**
52	**5260**	**102**	**5510**	**138**	**5690**
56	5280	110	5550	**155**	**5775**
60	**5300**	**118**	**5590**		
64	**5320**	126	5630		
100	**5500**	**134**	**5670**		
104	5520	**142**	**5710**		
108	5540	**151**	**5755**		
112	5560	**159**	**5795**		
116	**5580**				
120	5600				
124	5620				
128	5640				
132	5660				
136	5680				
140	**5700**				
144	**5720**				
149	**5745**				
153	5765				
157	**5785**				
161	5805				
165	**5825**				

The Lowest frequency, the middle frequency and the highest frequency of channel were selected to perform the test, and the selected channel see below:

For 802.11a/n(HT20)/ac(VHT20)

U-NII-1 (5150 - 5250 MHz)			U-NII-2A (5250 - 5350 MHz)		
Channel Number	Channel	Frequency (MHz)	Channel Number	Channel	Frequency (MHz)
36	Low	5180	52	Low	5260
44	Mid	5220	60	Mid	5300
48	High	5240	64	High	5320

U-NII-2C (5470 - 5725 MHz)			U-NII-3 (5725 - 5850 MHz)		
Channel Number	Channel	Frequency (MHz)	Channel Number	Channel	Frequency (MHz)
100	Low	5500	144	--	5720
116	Mid	5580	149	Low	5745
140	High	5700	157	Mid	5785
144	--	5720	165	High	5825

For 802.11n(HT40)/ac(VHT40)

U-NII-1 (5150 - 5250 MHz)			U-NII-2A (5250 - 5350 MHz)		
Channel Number	Channel	Frequency (MHz)	Channel Number	Channel	Frequency (MHz)
38	Low	5190	54	Low	5270
46	High	5230	62	High	5310

U-NII-2C (5150 - 5250 MHz)			U-NII-3 (5725 - 5850 MHz)		
Channel Number	Channel	Frequency (MHz)	Channel Number	Channel	Frequency (MHz)
102	Low	5510	142	--	5710
118	Mid	5590	151	Low	5755
134	High	5670	159	High	5795
142	--	5710			

For 802.11ac(VHT80)

U-NII-1 (5150 - 5250 MHz)			U-NII-2A (5250 - 5350 MHz)		
Channel Number	Channel	Frequency (MHz)	Channel Number	Channel	Frequency (MHz)
42	Mid	5210	58	Mid	5290

U-NII-2C (5470 - 5725 MHz)			U-NII-3 (5725 - 5850 MHz)		
Channel Number	Channel	Frequency (MHz)	Channel Number	Channel	Frequency (MHz)
106	Low	5530	138	--	5690
122	High	5610	155	Mid	5775
138	--	5690			

Note: Preliminary tests were performed in different data rate in above table to find the worst radiated emission. The data rate shown in the table below is the worst-case rate with respect to the specific test item. Investigation has been done on all the possible configurations for searching the worst cases. The following table is a list of the test modes shown in this test report.

Test Items	Mode	Data Rate	Modulation Type	U-NII-1	U-NII-2A	U-NII-2C	U-NII-3
				Channel	Channel	Channel	Channel
RF Output Power	11a	6	BPSK	48/44/36	64/60/52	144/140/116/100	165/157/149/144
	11n(20 MHz)	6.5		48/44/36	64/60/52	144/140/116/100	165/157/149/144
	11n(40 MHz)	13.5		46/38	62/54	142/134/118/102	159/151/142
	11ac(20 MHz)	6.5		48/44/36	64/60/52	144/140/116/100	165/157/149/144
	11ac(40 MHz)	13.5		46/38	62/54	142/134/118/102	159/151/142
	11ac(80 MHz)	29.3		42	58	138/122/106	155/138
Emission Bandwidth & 99% Occupied Bandwidth	11a	6	BPSK	48/44/36	64/60/52	144/140/116/100	165/157/149/144
	11n(20 MHz)	6.5		48/44/36	64/60/52	144/140/116/100	165/157/149/144
	11n(40 MHz)	13.5		46/38	62/54	142/134/118/102	159/151/142
	11ac(20 MHz)	6.5		48/44/36	64/60/52	144/140/116/100	165/157/149/144
	11ac(40 MHz)	13.5		46/38	62/54	142/134/118/102	159/151/142
	11ac(80 MHz)	29.3		42	58	138/122/106	155/138
6 dB bandwidth	11a	6	BPSK	N/A	N/A	N/A	165/157/149/144
	11n(20 MHz)	6.5		N/A	N/A	N/A	165/157/149/144
	11n(40 MHz)	13.5		N/A	N/A	N/A	159/151/142
	11ac(20 MHz)	6.5		N/A	N/A	N/A	165/157/149/144
	11ac(40 MHz)	13.5		N/A	N/A	N/A	159/151/142
	11ac(80 MHz)	29.3		N/A	N/A	N/A	155/138
Power Spectral Density	11a	6	BPSK	48/44/36	64/60/52	144/140/116/100	165/157/149/144
	11n(20 MHz)	6.5		48/44/36	64/60/52	144/140/116/100	165/157/149/144
	11n(40 MHz)	13.5		46/38	62/54	142/134/118/102	159/151/142
	11ac(20 MHz)	6.5		48/44/36	64/60/52	144/140/116/100	165/157/149/144
	11ac(40 MHz)	13.5		46/38	62/54	142/134/118/102	159/151/142
	11ac(80 MHz)	29.3		42	58	138/122/106	155/138

Radiated Spurious Emissions	11a	6	BPSK	48/44/36	64/60/52	144/140/116/100	165/157/149/144
	11n(20 MHz)	6.5		48/44/36	64/60/52	144/140/116/100	165/157/149/144
	11n(40 MHz)	13.5		46/38	62/54	142/134/118/102	159/151/142
	11ac(20 MHz)	6.5		48/44/36	64/60/52	144/140/116/100	165/157/149/144
	11ac(40 MHz)	13.5		46/38	62/54	142/134/118/102	159/151/142
	11ac(80 MHz)	29.3		42	58	138/122/106	155/138
Band Edge (Restricted-band)	11a	6	BPSK	48/36	64/52	144/140/100	165/149/144
	11n(20 MHz)	6.5		48/36	64/52	144/140/100	165/149/144
	11n(40 MHz)	13.5		46/38	62/54	142/134/102	159/151/142
	11ac(20 MHz)	6.5		48/36	64/52	144/140/100	165/149/144
	11ac(40 MHz)	13.5		46/38	62/54	142/134/102	159/151/142
	11ac(80 MHz)	29.3		42	58	138/122/106	155/138

3 SUMMARY OF TEST RESULTS

3.1 Test Standards

No.	Identity	Document Title
1	47 CFR Part 15 Subpart E	Unlicensed National Information Infrastructure Devices
2	KDB Publication 789033 D02v02r01	Guidelines for Compliance Testing of Unlicensed National Information Infrastructure (U-NII) Devices Part 15, Subpart E
3	ANSI C63.10-2013	American National Standard for Testing Unlicensed Wireless Devices

3.2 Test Verdict

No.	Description	FCC Part No.	Test Result	Verdict
1	Antenna Requirement	15.203	--	Pass[Note1]
2	RF Output Power	15.407(a)	ANNEX A.1	Pass
3	Emission Bandwidth & 99% Occupied Bandwidth	15.407(a)	ANNEX A.2	Pass
4	6 dB bandwidth	15.407(e)	ANNEX A.3	Pass
5	Power Spectral Density	15.407(a)	ANNEX A.4	Pass
6	Conducted Emission	15.207	ANNEX A.5	Pass
7	Radiated Spurious Emissions and Band Edge (Restricted-band)	15.407(b)	ANNEX A.6	Pass

Note [1]: The EUT has a permanently and irreplaceable attached antenna, which complies with the requirement FCC 15.203.

Note [2]: Under all normal operating conditions specified in the user manual, frequency stability can keep radiation within the operating frequency band.

4 GENERAL TEST CONFIGURATIONS

4.1 Test Environments

During the measurement, the normal environmental conditions were within the listed ranges:

Relative Humidity	50% to 65%	
Atmospheric Pressure	100 kPa to 102 kPa	
Temperature	NT (Normal Temperature)	+20.9℃ to +25.1℃
	LT (Low Temperature)	0℃
	HT (High Temperature)	+40℃
Working Voltage of the EUT	NV (Normal Voltage)	3.87 V
	LV (Low Voltage)	3.60 V
	HV (High Voltage)	4.25 V

4.2 Test Equipment List

Description	Manufacturer	Model	Serial No.	Cal. Date	Cal. Due
Spectrum Analyzer	KEYSIGHT	N9020A	MY46471071	2022.07.26	2023.07.25
Power Sensor	KEYSIGHT	U2063XA	MY58000251	2022.07.28	2023.07.27
Spectrum Analyzer	ROHDE&SCHWARZ	FSV-40	101544	2022.12.28	2023.12.27
Spectrum Analyzer	KEYSIGHT	N9020A	MY50531259	2022.09.06	2023.09.05
Signaling Unit	ROHDE&SCHWARZ	CMW500	171150	2022.06.29	2023.06.28
Test Antenna-Horn (1-18 GHz)	SCHWARZBECK	BBHA 9120D	02460	2021.05.19	2024.05.08
Test Antenna-Horn (18-40 GHz)	A-INFO	LB-180400KF	J211060273	2021.07.02	2024.07.01
Anechoic Chamber	RAINFORD	9m*6m*6m	140	2022.02.19	2024.08.15
EMI Receiver	ROHDE&SCHWARZ	ESRP	101036	2022.09.09	2023.09.08
Test Antenna-Loop (9 kHz-30 MHz)	SCHWARZBECK	FMZB 1519	1519-037	2021.04.16	2024.04.15
Anechoic Chamber	EMC Electronic Co., Ltd	20.10*11.60 *7.35m	130	2021.08.15	2024.08.14
EMI Receiver	KEYSIGHT	N9010B	MY57110309	2022.09.09	2023.09.08
LISN	SCHWARZBECK	NSLK 8127	8127-687	2022.06.01	2023.05.31
Shielded Enclosure	YiHeng Electronic Co., Ltd	3.5m*3.1m* 2.8m	112	2022.02.19	2025.02.18
EMI Receiver	Agilent	N9038A	MY55330120	2022.09.09	2023.09.08
Test Antenna-Bi-Log	SCHWARZBECK	VULB 9168	9168-00867	2022.04.12	2025.04.11
Anechoic Chamber	YiHeng	9m*6m*6m	142	2022.02.19	2024.08.18
Amplifier (1-12GHz)	COM-MV	LSCX_LNA 1-12G-01	180602	2020.09.08	2023.09.07
Amplifier (7-18GHz)	COM-MV	XKu_LNA7-18G-01	180601	2020.09.08	2023.09.07
Amplifier (18-40GHz)	COM-MV	KA_LNA18-40G-01	18050001	2020.09.08	2023.09.07
Amplifier (30-1GHz)	COM-MV	ZT30-1000M	B2017119082	2022.12.07	2023.12.06

4.3 Test Software List

Description	Manufacturer	Software Version	Serial No.	Applicable test Setup
BL410R	BALUN	V2.1.1.488	N/A	The section 4.5.1
BL410E	BALUN	V19.8.28.435	N/A	The section 4.5.2&4.5.3&4.5.4&4.5.5

4.4 Measurement Uncertainty

The following measurement uncertainty levels have been estimated for tests performed on the EUT as specified in CISPR 16-4-2.

This uncertainty represents an expanded uncertainty expressed at approximately the 95% confidence level using a coverage factor of k=2.

Parameters	Uncertainty
Occupied Channel Bandwidth	2.8%
RF output power, conducted	1.28 dB
Power Spectral Density, conducted	1.30 dB
Unwanted Emissions, conducted	1.84 dB
All emissions, radiated	5.36 dB
Temperature	0.82°C
Humidity	4.1%

4.5 Description of Test Setup

4.5.1 For Antenna Port Test

Conducted value (dBm) = Measurement value (dBm) + cable loss (dB)

For example: the measurement value is 10 dBm and the cable 0.5dBm used, then the final result of EUT:
Conducted value (dBm) = 10 dBm + 0.5 dB = 10.5 dBm

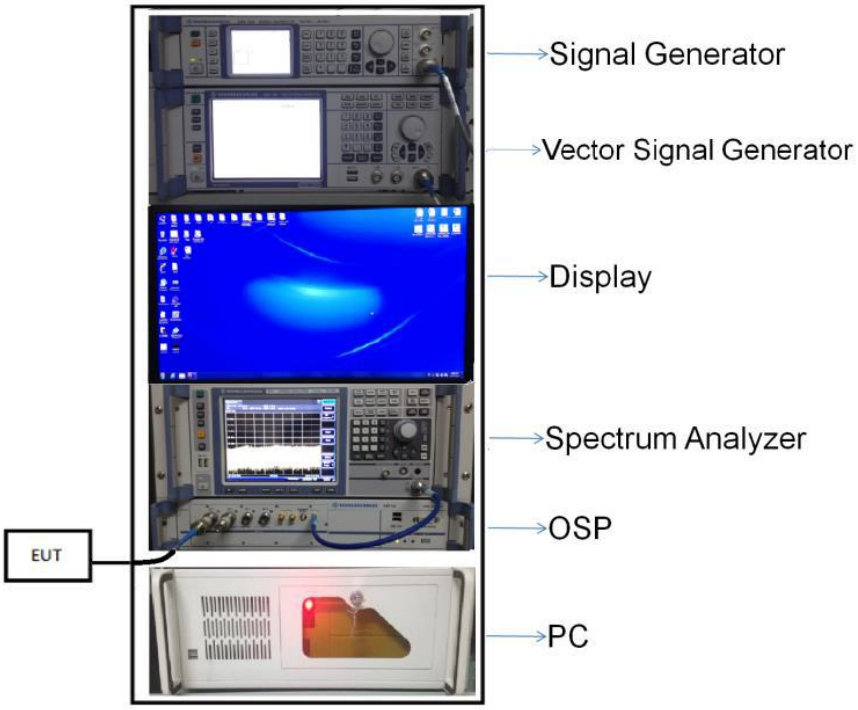

(Diagram 1)

4.5.2 For AC Power Supply Port Test

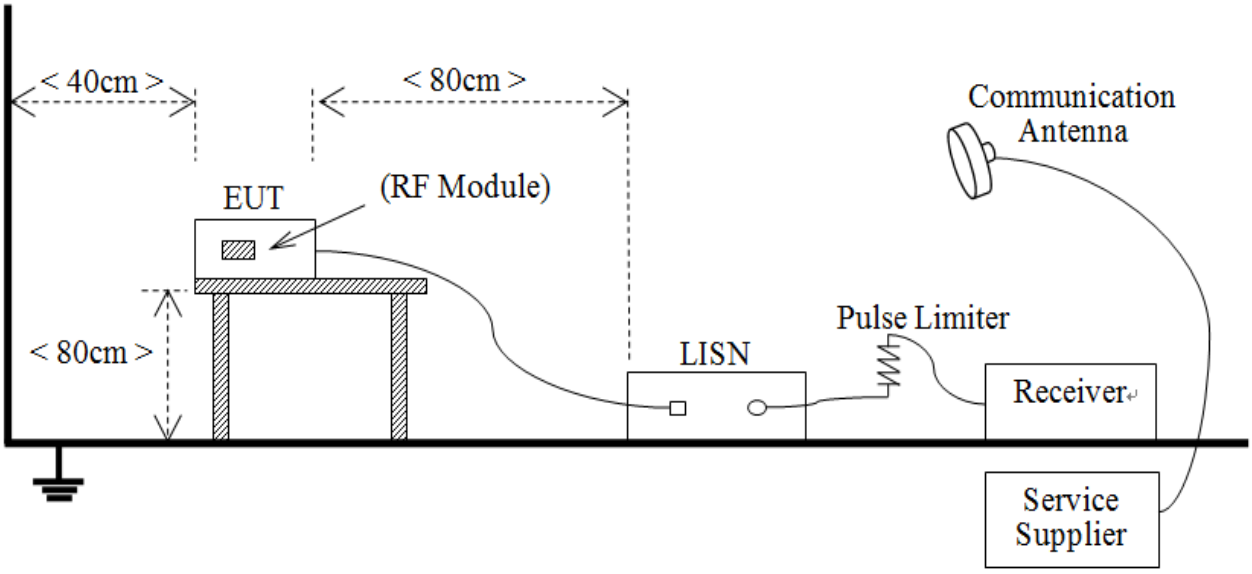

(Diagram 2)

4.5.3 For Radiated Test (Below 30 MHz)

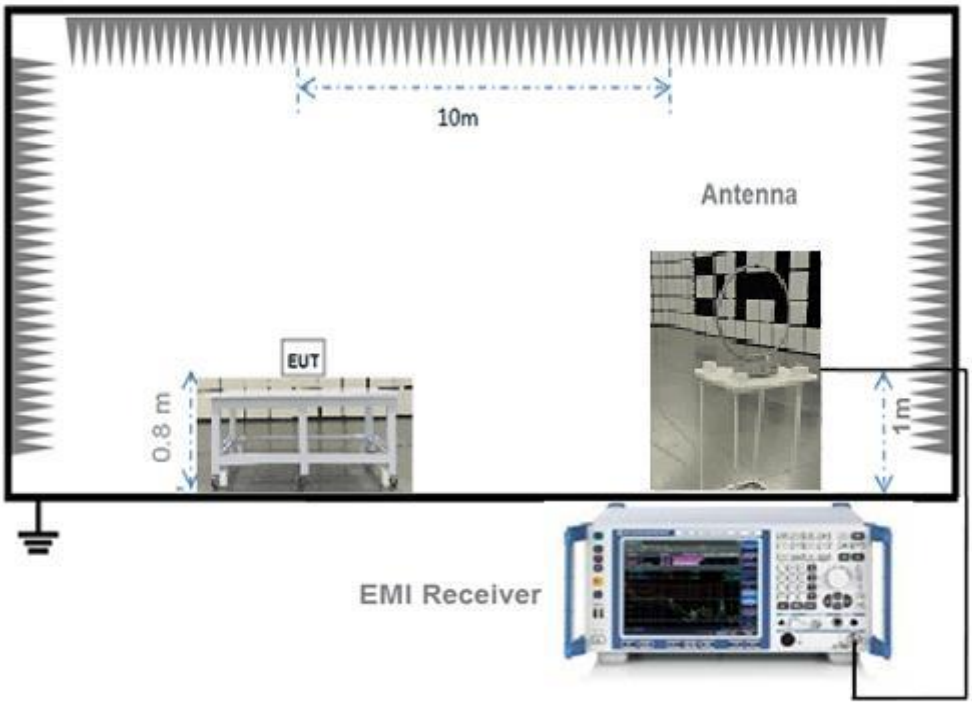

(Diagram 3)

4.5.4 For Radiated Test (30 MHz-1 GHz)

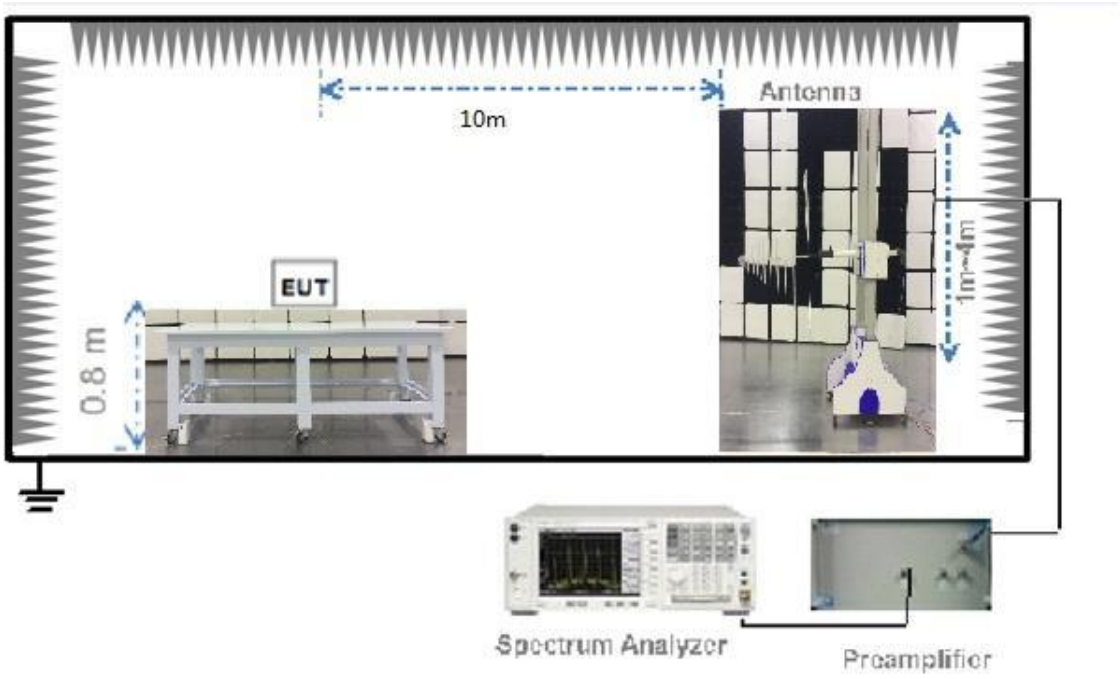

(Diagram 4)

4.5.5 For Radiated Test (Above 1 GHz)

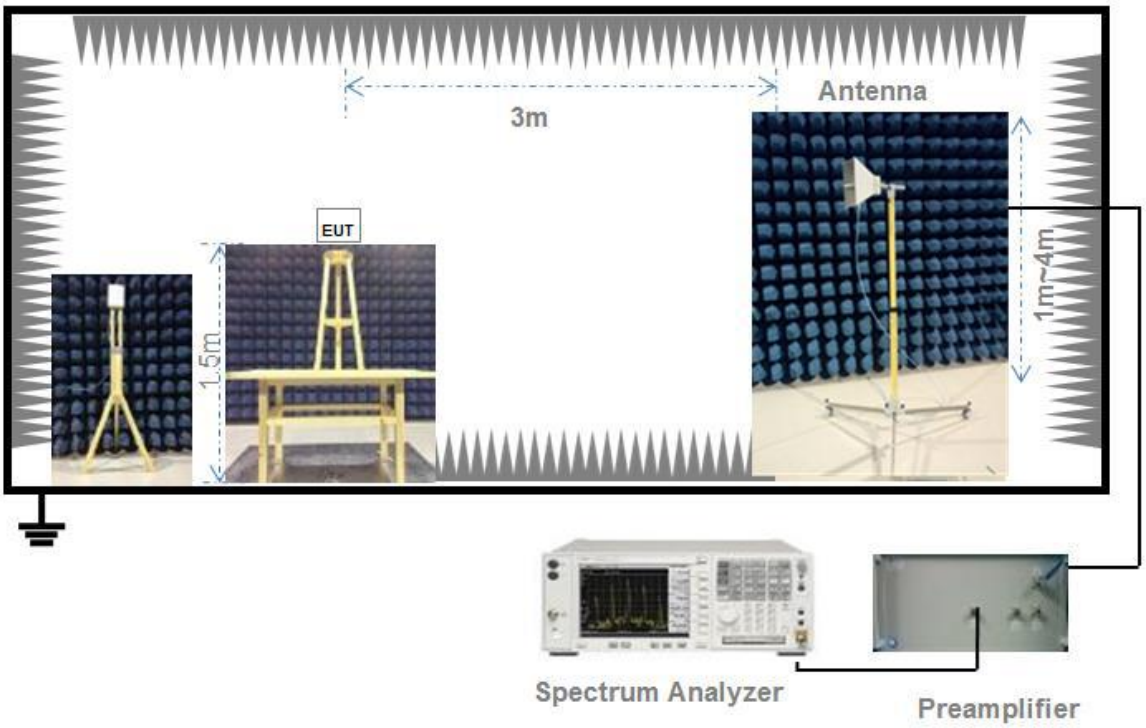

(Diagram 5)

5 TEST ITEMS

5.1 RF Output Power

5.1.1 Test Limit

FCC §15.407(a)

The maximum conducted output power should not exceed:

Frequency Band (MHz)	Limit
5150-5250	250 mW
5250-5350	250 mW or 11 dBm + 10log B, whichever is less.
5470-5725	250 mW or 11 dBm + 10log B, whichever is less.
5725-5850	1 W
Note: Where “B” is the 26 dB emissions bandwidth in MHz.	

5.1.2 Test Setup

The section 4.5.1 (Diagram 1) test setup description was used for this test. The photo of test setup please refer to ANNEX B.

5.1.3 Test Procedure

The maximum peak conducted output power may be measured using a broadband Average RF power meter. The power meter shall have a video bandwidth that is greater than or equal to the emission bandwidth and utilize a fast-responding diode detector.

The E.I.R.P used radiated test method. At a test site that has been validated using the procedures of ANSI C63.4 or the latest CISPR 16-1-4 for measurements above 1 GHz, so as to simulate a near free-space environment.

5.1.4 Test Result

Please refer to ANNEX A.1.

5.2 Emission Bandwidth and 6 dB Bandwidth

5.2.1 Limit

FCC §15.407(a)

Within the 5.725-5.85 GHz band, the minimum 6 dB bandwidth of U-NII devices shall be at least 500 kHz.

5.2.2 Test Setup

The test setup photo please refer to 4.5.1 (Diagram 1) test setup description was used for this test. The photo of test setup please refer to ANNEX B.

5.2.3 Test Procedure

Emission bandwidth

1. Set RBW = approximately 1% of the emission bandwidth.

2. Set VBW ≥ 3*RBW,

3. Detector = Peak.

4. Trace mode = Max hold.

5. Measure the maximum width of the emission that is 26 dB down from the peak of the emission.

Occupied Bandwidth

1. Set Span = 1.5 times to 5.0 times the OBW

2. Set RBW = 1% to 5% of the OBW.

3. Set VBW ≥ 3*RBW, Detector = Peak.

4. Trace mode = Max hold.

5. Use the 99% power bandwidth function of the instrument.

6 dB bandwidth

1. Set RBW = 100 kHz, VBW = 300 kHz.

2. Detector = Peak.Trace mode = Max hold.

3. Allow the trace to stabilize.

4. Measure the maximum width of the emission that is constrained by the frequencies associated with the two outermost amplitude points (upper and lower frequencies) that are attenuated by 6 dB relative to the maximum level measured in the fundamental emission.

5.2.4 Test Result

Please refer to ANNEX A.2 and ANNEX A.3.

5.3 Power Spectral density (PSD)

5.3.1 Limit

FCC §15.407(a)

The maximum power spectral density should not exceed:

Frequency Band (MHz)	Limit
5150-5250	11 dBm/MHz
5250-5350	11 dBm/MHz
5470-5725	11 dBm/MHz
5725-5850	30 dBm/500kHz

5.3.2 Test Setup

The section 4.5.1 (Diagram 1) test setup description was used for this test. The photo of test setup please refer to ANNEX B.

5.3.3 Test Procedure

Set the spectrum analyzer or EMI receiver span to view the entire emission bandwidth.
1. Set RBW = 510 kHz/1 MHz, VBW ≥ 3*RBW, Sweep time = Auto, Detector = RMS.
2. Allow the sweeps to continue until the trace stabilizes.
3. Use the peak marker function to determine the maximum amplitude level.
4. The E.I.R.P spectral density used radiated test method. At a test site that has been validated using the procedures of ANSI C63.4 or the latest CISPR 16-1-4 for measurements above 1 GHz, so as to simulate a near free-space environment.

5.3.4 Test Result

Please refer to ANNEX A.4.

5.4 Conducted Emission

5.4.1 Limit

FCC §15.207

For an intentional radiator that is designed to be connected to the public utility (AC) power line, the radio frequency voltage that is conducted back onto the AC power line on any frequency within the U-NII-150 kHz to 30 MHz shall not exceed the limits in the following table, as measured using a 50μH/50Ω line impedance stabilization network (LISN).

Frequency range (MHz)	Conducted Limit (dBμV)	
	Quai-peak	Average
0.15 - 0.50	66 to 56	56 to 46
0.50 - 5	56	46
0.50 - 30	60	50

5.4.2 Test Setup

The section 4.5.2 (Diagram 2) test setup description was used for this test. The photo of test setup please refer to ANNEX B.

5.4.3 Test Procedure

The maximum conducted interference is searched using Peak (PK), if the emission levels more than the AV and QP limits, and that have narrow margins from the AV and QP limits will be re-measured with AV and QP detectors. Tests for both L phase and N phase lines of the power mains connected to the EUT are performed. Refer to recorded points and plots below.

5.4.4 Test Result

Please refer to ANNEX A.5.

5.5 Radiated Spurious Emissions and Band Edge (Restricted-band)

5.5.1 Limit

FCC §15.209 & 15.407(b)

Frequency (MHz)	Field Strength (μV/m)	Measurement Distance (m)
0.009 - 0.490	2400/F(kHz)	300
0.490 - 1.705	24000/F(kHz)	30
1.705 - 30.0	30	30
30 - 88	100	3
88 - 216	150	3
216 - 960	200	3
Above 960	500	3

Note [1]: The Limit for radiated test was performed according to FCC Part 15C
Note [2]: The tighter limit applies at the band edge.

Un-restricted band emissions	
Out Operating Band (MHz)	Limit
5150 - 5250	e.i.r.p. -27 dBm (68.2 dBuV/m@3m)
5250 - 5350	e.i.r.p. -27 dBm (68.2 dBuV/m@3m)
5470 - 5725	e.i.r.p. -27 dBm (68.2 dBuV/m@3m)
5725 - 5850	All emissions shall be limited to a level of -27 dBm/MHz at 75 MHz or more above or below the band edge increasing linearly to 10 dBm/MHz at 25 MHz above or below the band edge, and from 25 MHz above or below the band edge increasing linearly to a level of 15.6 dBm/MHz at 5 MHz above or below the band edge, and from 5 MHz above or below the band edge increasing linearly to a level of 27 dBm/MHz at the band edge. 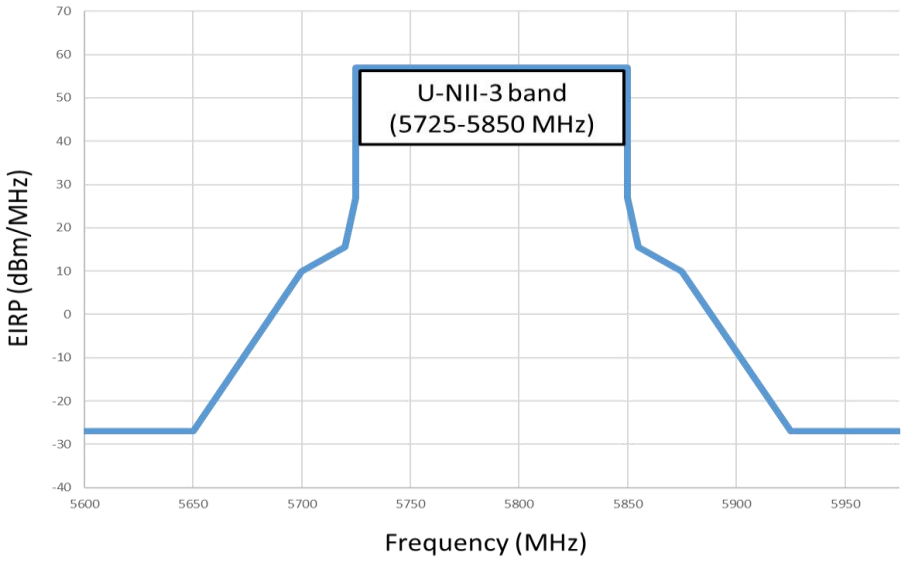

Note: The following formula is used to convert the equipment isotropic radiated power (eirp) to field strength.

5.5.2 Test Setup

The section 4.5.3-4.5.5 (Diagram 3 - Diagram 5) test setup description was used for this test. The photo of test setup please refer to ANNEX B.

5.5.3 Test Procedure

Since the emission limits are specified in terms of radiated field strength levels, measurements performed to demonstrate compliance have traditionally relied on a radiated test configuration. Radiated measurements remain the principal method for demonstrating compliance to the specified limits; however antenna-port conducted measurements are also now acceptable to demonstrate compliance (see below for details). When radiated measurements are utilized, test site requirements and procedures for maximizing and measuring radiated emissions that are described in ANSI C63.10 shall be followed.

Antenna-port conducted measurements may also be used as an alternative to radiated measurements for demonstrating compliance in the restricted frequency bands. If conducted measurements are performed, then proper impedance matching must be ensured and an additional radiated test for cabinet/case spurious emissions is required.

General Procedure for conducted measurements in restricted bands

a) Measure the conducted output power (in dBm) using the detector specified (see guidance regarding measurement procedures for determining quasi-peak, peak, and average conducted output power, respectively).

b) Add the appropriate maximum ground reflection factor to the EIRP level (6 dB for frequencies ≤ 30 MHz, 4.7 dB for frequencies between 30 MHz and 1000 MHz, inclusive and 0 dB for frequencies > 1000 MHz).

c) For devices with multiple antenna-ports, measure the power of each individual chain and sum the EIRP of all chains in linear terms (e.g., Watts, mW).

d) Convert the resultant EIRP level to an equivalent electric field strength using the following relationship:

$E = EIRP – 20\log D + 104.8$

where:

E = electric field strength in dBμV/m,

EIRP = equivalent isotropic radiated power in dBm

D = specified measurement distance in meters.

e) Compare the resultant electric field strength level to the applicable limit.

f) Perform radiated spurious emission test.

Quasi-Peak measurement procedure

The specifications for measurements using the CISPR quasi-peak detector can be found in Publication 16 of the International Special Committee on Radio Frequency Interference (CISPR) of the International Electrotechnical Commission.

As an alternative to CISPR quasi-peak measurement, compliance can be demonstrated to the applicable

emission limits using a peak detector.

Peak power measurement procedure

Peak emission levels are measured by setting the instrument as follows:

a) RBW = as specified in Table 1.

b) VBW ≥ 3 x RBW.

c) Detector = Peak.

d) Sweep time = auto.

e) Trace mode = max hold.

f) Allow sweeps to continue until the trace stabilizes. (Note that the required measurement time may be longer for low duty cycle applications).

Table 1—RBW as a function of frequency

Frequency	RBW
9-150 kHz	200-300 Hz
0.15-30 MHz	9-10 kHz
30-1000 MHz	100-120 kHz
> 1000 MHz	1 MHz

If the peak-detected amplitude can be shown to comply with the average limit, then it is not necessary to perform a separate average measurement.

Trace averaging across on and off times of the EUT transmissions followed by duty cycle correction

If continuous transmission of the EUT (i.e., duty cycle ≥ 98 percent) cannot be achieved and the duty cycle is constant (i.e., duty cycle variations are less than ± 2 percent), then the following procedure shall be used:

a) The EUT shall be configured to operate at the maximum achievable duty cycle.

b) Measure the duty cycle, x, of the transmitter output signal as described in section 6.0.

c) RBW = 1 MHz (unless otherwise specified).

d) VBW ≥ 3 x RBW.

e) Detector = RMS, if span/(# of points in sweep) ≤ (RBW/2). Satisfying this condition may require increasing the number of points in the sweep or reducing the span. If this condition cannot be satisfied, then the detector mode shall be set to peak.

f) Averaging type = power (i.e., RMS).

1) As an alternative, the detector and averaging type may be set for linear voltage averaging.

2) Some instruments require linear display mode in order to use linear voltage averaging. Log or dB averaging shall not be used.

g) Sweep time = auto.

h) Perform a trace average of at least 100 traces.

i) A correction factor shall be added to the measurement results prior to comparing to the emission limit in order to compute the emission level that would have been measured had the test been performed at 100 percent duty cycle. The correction factor is computed as follows:

1) If power averaging (RMS) mode was used in step f), then the applicable correction factor is 10 log(1/x), where x is the duty cycle.

2) If linear voltage averaging mode was used in step f), then the applicable correction factor is 20 log(1/x), where x is the duty cycle.

3) If a specific emission is demonstrated to be continuous (≥ 98 percent duty cycle) rather than turning on and off with the transmit cycle, then no duty cycle correction is required for that emission.

NOTE: Reduction of the measured emission amplitude levels to account for operational duty factor is not permitted. Compliance is based on emission levels occurring during transmission - not on an average across on and off times of the transmitter.

Determining the applicable transmit antenna gain

A conducted power measurement will determine the maximum output power associated with a restricted band emission; however, in order to determine the associated EIRP level, the gain of the transmitting antenna (in dBi) must be added to the measured output power (in dBm).

Since the out-of-band characteristics of the EUT transmit antenna will often be unknown, the use of a conservative antenna gain value is necessary. Thus, when determining the EIRP based on the measured conducted power, the upper bound on antenna gain for a device with a single RF output shall be selected as the maximum in-band gain of the antenna across all operating bands, or 2 dBi, whichever is greater. However, for devices that operate in multiple frequency bands while using the same transmit antenna, the highest gain of the antenna within the operating band nearest in frequency to the restricted band emission being measured may be used in lieu of the overall highest gain when the emission is at a frequency that is within 20 percent of the nearest band edge frequency, but in no case shall a value less than 2 dBi be used.

See KDB 662911 for guidance on calculating the additional array gain term when determining the effective antenna gain for a EUT with multiple outputs occupying the same or overlapping frequency ranges in the same band.

Radiated spurious emission test

An additional consideration when performing conducted measurements of restricted band emissions is that unwanted emissions radiating from the EUT cabinet, control circuits, power leads, or intermediate circuit elements will likely go undetected in a conducted measurement configuration. To address this concern, a radiated test shall be performed to ensure that emissions emanating from the EUT cabinet (rather than the antenna port) also comply with the applicable limits.

For these cabinet radiated spurious emission measurements the EUT transmit antenna may be replaced with a termination matching the nominal impedance of the antenna. Procedures for performing radiated measurements are specified in ANSI C63.10. All detected emissions shall comply with the applicable limits.

The measurement frequency range is from 30 MHz to the 10th harmonic of the fundamental frequency. The Turn Table is actuated to turn from 0° to 360°, and both horizontal and vertical polarizations of the Test Antenna are used to find the maximum radiated power. Mid channels on all channel bandwidth verified. Only the worst RB size/offset presented.

The power of the EUT transmitting frequency should be ignored.

All Spurious Emission tests were performed in X, Y, Z axis direction. And only the worst axis test condition was recorded in this test report.

Use the following spectrum analyzer settings:

Span = wide enough to fully capture the emission being measured
RBW = 1 MHz for f ≥ 1 GHz, 100 kHz for f < 1 GHz
VBW ≥ RBW
Sweep = auto
Detector function = peak
Trace = max hold

5.5.4 Test Result

Please refer to ANNEX A.6.

ANNEX A TEST RESULT

A.1 RF Output Power

Note: For FCC standard, if transmitting antennas of directional gain greater than 6 dBi are used, all band maximum conducted output power shall be reduced by the amount in dB that the directional gain of the antenna exceeds 6 dBi.

Duty Cycle

Test Mode	On Time (ms)	On+Off time (ms)	Duty Cycle
11a	2.03	2.07	98.16%
11n (HT20)/11ac (VHT20)	1.31	1.35	97.10%
11n (HT40)/11ac (VHT40)	0.65	0.69	94.58%
11ac (VHT80)	0.32	0.36	89.85%

Test Data

Conducted Power

U-NII-1 (5150 - 5250 MHz)					
Mode	Channel	Conducted Power (dBm)	Conducted Power (mW)	FCC Limit (mW)	Verdict
11a	CH36	17.04	50.58	250	Pass
11a	CH44	16.94	49.43	250	Pass
11a	CH48	16.92	49.20	250	Pass
11n (HT20)	CH36	15.93	39.17	250	Pass
11n (HT20)	CH44	15.84	38.37	250	Pass
11n (HT20)	CH48	15.74	37.50	250	Pass
11n (HT40)	CH38	14.91	30.97	250	Pass
11n (HT40)	CH46	14.88	30.76	250	Pass
11ac (VHT20)	CH36	15.95	39.36	250	Pass
11ac (VHT20)	CH44	15.86	38.55	250	Pass
11ac (VHT20)	CH48	15.73	37.41	250	Pass
11ac (VHT40)	CH38	14.89	30.83	250	Pass
11ac (VHT40)	CH46	14.87	30.69	250	Pass
11ac (VHT80)	CH42	13.98	25.00	250	Pass

U-NII-2A (5250 - 5350 MHz)					
Mode	Channel	Conducted Power (dBm)	Conducted Power (mW)	FCC Limit (mW)	Verdict
11a	CH52	17.18	52.24	250	Pass
11a	CH60	17.28	53.46	250	Pass
11a	CH64	17.24	52.97	250	Pass
11n (HT20)	CH52	16.07	40.46	250	Pass
11n (HT20)	CH60	16.15	41.21	250	Pass
11n (HT20)	CH64	16.12	40.93	250	Pass
11n (HT40)	CH54	15.13	32.58	250	Pass
11n (HT40)	CH62	15.21	33.19	250	Pass
11ac (VHT20)	CH52	16.04	40.18	250	Pass
11ac (VHT20)	CH60	16.17	41.40	250	Pass
11ac (VHT20)	CH64	16.12	40.93	250	Pass
11ac (VHT40)	CH54	15.16	32.81	250	Pass
11ac (VHT40)	CH62	15.24	33.42	250	Pass
11ac (VHT80)	CH58	13.41	21.93	250	Pass

U-NII-2C (5470 - 5725 MHz)					
Mode	Channel	Conducted Power (dBm)	Conducted Power (mW)	FCC Limit (mW)	Verdict
11a	CH100	16.57	45.39	250	Pass
11a	CH116	16.66	46.34	250	Pass
11a	CH140	17.20	52.48	250	Pass
11n (HT20)	CH100	16.12	40.93	250	Pass
11n (HT20)	CH116	15.73	37.41	250	Pass
11n (HT20)	CH140	16.24	42.07	250	Pass
11n (HT40)	CH102	14.80	30.20	250	Pass
11n (HT40)	CH118	14.66	29.24	250	Pass
11n (HT40)	CH134	14.90	30.90	250	Pass
11ac (VHT20)	CH100	16.10	40.74	250	Pass
11ac (VHT20)	CH116	15.72	37.33	250	Pass
11ac (VHT20)	CH140	16.26	42.27	250	Pass
11ac (VHT40)	CH102	14.83	30.41	250	Pass
11ac (VHT40)	CH118	14.67	29.31	250	Pass
11ac (VHT40)	CH134	14.84	30.48	250	Pass
11ac (VHT80)	CH106	14.16	26.06	250	Pass
11ac (VHT80)	CH122	14.08	25.59	250	Pass

U-NII-3 (5725 - 5850 MHz)					
Mode	Channel	Conducted Power (dBm)	Conducted Power (mW)	FCC Limit (mW)	Verdict
11a	CH149	10.95	12.45	1000	Pass
11a	CH157	10.73	11.83	1000	Pass
11a	CH165	10.67	11.67	1000	Pass
11n (HT20)	CH149	11.00	12.59	1000	Pass
11n (HT20)	CH157	10.87	12.22	1000	Pass
11n (HT20)	CH165	10.78	11.97	1000	Pass
11n (HT40)	CH151	11.04	12.71	1000	Pass
11n (HT40)	CH159	10.76	11.91	1000	Pass
11ac (VHT20)	CH149	11.04	12.71	1000	Pass
11ac (VHT20)	CH157	10.99	12.56	1000	Pass
11ac (VHT20)	CH165	10.70	11.75	1000	Pass
11ac (VHT40)	CH151	11.07	12.79	1000	Pass
11ac (VHT40)	CH159	10.74	11.86	1000	Pass
11ac (VHT80)	CH155	10.58	11.43	1000	Pass

U-NII-2C straddle channel					
Mode	Channel	Conducted Power (dBm)	Conducted Power (mW)	FCC Limit (mW)	Verdict
11a	CH144	16.81	47.97	205	Pass
11n (HT20)	CH144	15.88	38.73	209	Pass
11n (HT40)	CH142	14.93	31.12	250	Pass
11ac (VHT20)	CH144	15.85	38.46	208	Pass
11ac (VHT40)	CH142	14.95	31.26	250	Pass
11ac (VHT80)	CH138	13.85	24.27	250	Pass

U-NII-3 straddle channel					
Mode	Channel	Conducted Power (dBm)	Conducted Power (mW)	FCC Limit (mW)	Verdict
11a	CH144	16.81	47.97	1000	Pass
11n (HT20)	CH144	15.88	38.73	1000	Pass
11n (HT40)	CH142	14.93	31.12	1000	Pass
11ac (VHT20)	CH144	15.85	38.46	1000	Pass
11ac (VHT40)	CH142	14.95	31.26	1000	Pass
11ac (VHT80)	CH138	13.85	24.27	1000	Pass

A.2 Emission Bandwidth & 99% Bandwidth

Note: Test plots please refer to the document “Annex No.: BL-SZ2340625-604 Data Part 1.pdf”.

Test Data

U-NII-1 (5150 - 5250 MHz)			
Mode	Channel	26 dB Bandwidth (MHz)	99% Bandwidth (MHz)
11a	CH36	22.80	16.63
11a	CH44	22.80	16.63
11a	CH48	22.99	16.61
11n (HT20)	CH36	23.84	17.77
11n (HT20)	CH44	23.86	17.77
11n (HT20)	CH48	23.80	17.77
11n (HT40)	CH38	41.38	36.23
11n (HT40)	CH46	41.52	36.23
11ac (VHT20)	CH36	23.58	17.77
11ac (VHT20)	CH44	24.06	17.77
11ac (VHT20)	CH48	23.56	17.78
11ac (VHT40)	CH38	41.67	36.24
11ac (VHT40)	CH46	41.56	36.24
11ac (VHT80)	CH42	83.35	75.90

U-NII-2A (5250 - 5350 MHz)			
Mode	Channel	26 dB Bandwidth (MHz)	99% Bandwidth (MHz)
11a	CH52	22.98	16.61
11a	CH60	22.93	16.60
11a	CH64	23.01	16.61
11n (HT20)	CH52	23.78	17.77
11n (HT20)	CH60	23.77	17.77
11n (HT20)	CH64	23.87	17.78
11n (HT40)	CH54	41.44	36.24
11n (HT40)	CH62	41.58	36.23
11ac (VHT20)	CH52	24.13	17.77
11ac (VHT20)	CH60	23.82	17.76
11ac (VHT20)	CH64	23.46	17.75
11ac (VHT40)	CH54	41.47	36.23
11ac (VHT40)	CH62	41.59	36.24
11ac (VHT80)	CH58	83.50	75.90

U-NII-2C (5470 - 5725 MHz)			
Mode	Channel	26 dB Bandwidth (MHz)	99% Bandwidth (MHz)
11a	CH100	22.78	16.59
11a	CH116	23.22	16.60
11a	CH140	22.71	16.60
11n (HT20)	CH100	24.06	17.77
11n (HT20)	CH116	23.51	17.78
11n (HT20)	CH140	23.88	17.75
11n (HT40)	CH102	41.32	36.25
11n (HT40)	CH118	41.49	36.24
11n (HT40)	CH134	41.44	36.24
11ac (VHT20)	CH100	23.82	17.76
11ac (VHT20)	CH116	23.86	17.77
11ac (VHT20)	CH140	23.80	17.75
11ac (VHT40)	CH102	41.91	36.25
11ac (VHT40)	CH118	41.59	36.24
11ac (VHT40)	CH134	41.73	36.27
11ac (VHT80)	CH106	84.19	75.92
11ac (VHT80)	CH122	84.28	75.89

U-NII-3 (5725 - 5850 MHz)			
Mode	Channel	26 dB Bandwidth (MHz)	99% Bandwidth (MHz)
11a	CH149	22.65	16.58
11a	CH157	23.45	16.61
11a	CH165	22.73	16.58
11n (HT20)	CH149	23.77	17.75
11n (HT20)	CH157	24.10	17.76
11n (HT20)	CH165	23.84	17.76
11n (HT40)	CH151	41.38	36.24
11n (HT40)	CH159	41.41	36.23
11ac (VHT20)	CH149	23.49	17.77
11ac (VHT20)	CH157	23.57	17.75
11ac (VHT20)	CH165	23.75	17.75
11ac (VHT40)	CH151	41.56	36.21
11ac (VHT40)	CH159	41.24	36.25
11ac (VHT80)	CH155	83.29	75.95

U-NII-2C straddle channel			
Mode	Channel	26 dB Bandwidth (MHz)	99% Bandwidth (MHz)
11a	CH144	16.30	13.30
11n (HT20)	CH144	16.60	13.90
11n (HT40)	CH142	35.80	33.10
11ac (VHT20)	CH144	16.50	13.90
11ac (VHT40)	CH142	35.70	33.10
11ac (VHT80)	CH138	76.50	73.00

U-NII-3 straddle channel			
Mode	Channel	26 dB Bandwidth (MHz)	99% Bandwidth (MHz)
11a	CH144	6.30	3.30
11n (HT20)	CH144	6.90	3.90
11n (HT40)	CH142	5.60	3.10
11ac (VHT20)	CH144	6.70	3.90
11ac (VHT40)	CH142	5.50	3.10
11ac (VHT80)	CH138	6.50	2.90

A.3 6 dB Bandwidth

Note: Test plots please refer to the document “Annex No.: BL-SZ2340625-604 Data Part 2.pdf”.

Test Data

U-NII-3 (5725 - 5850 MHz)				
Mode	Channel	6 dB Bandwidth (MHz)	Limit (kHz)	Verdict
11a	CH149	15.40	500.00	Pass
11a	CH157	15.60	500.00	Pass
11a	CH165	15.45	500.00	Pass
11n (HT20)	CH149	15.85	500.00	Pass
11n (HT20)	CH157	15.25	500.00	Pass
11n (HT20)	CH165	15.25	500.00	Pass
11n (HT40)	CH151	36.35	500.00	Pass
11n (HT40)	CH159	36.35	500.00	Pass
11ac (VHT20)	CH149	15.25	500.00	Pass
11ac (VHT20)	CH157	15.60	500.00	Pass
11ac (VHT20)	CH165	17.00	500.00	Pass
11ac (VHT40)	CH151	36.15	500.00	Pass
11ac (VHT40)	CH159	36.15	500.00	Pass
11ac (VHT80)	CH155	75.25	500.00	Pass

U-NII-3 straddle channel				
Mode	Channel	6 dB Bandwidth (MHz)	Limit (kHz)	Verdict
11a	CH144	2.80	500.00	Pass
11n (HT20)	CH144	3.20	500.00	Pass
11n (HT40)	CH142	3.20	500.00	Pass
11ac (VHT20)	CH144	2.80	500.00	Pass
11ac (VHT40)	CH142	2.95	500.00	Pass
11ac (VHT80)	CH138	2.65	500.00	Pass

A.4 Power Spectral Density

Note : Test plots please refer to the document “Annex No.: BL-SZ2340625-604 Data Part 3.pdf”.

Test Data

U-NII-1 (5150 - 5250 MHz)				
Mode	Channel	PSD (dBm/MHz)	Limit (dBm/MHz)	Verdict
11a	CH36	5.44	11.00	Pass
11a	CH44	5.37	11.00	Pass
11a	CH48	5.28	11.00	Pass
11n (HT20)	CH36	4.03	11.00	Pass
11n (HT20)	CH44	3.98	11.00	Pass
11n (HT20)	CH48	3.92	11.00	Pass
11n (HT40)	CH38	-0.03	11.00	Pass
11n (HT40)	CH46	-0.04	11.00	Pass
11ac (VHT20)	CH36	4.09	11.00	Pass
11ac (VHT20)	CH44	3.99	11.00	Pass
11ac (VHT20)	CH48	3.84	11.00	Pass
11ac (VHT40)	CH38	-0.02	11.00	Pass
11ac (VHT40)	CH46	-0.18	11.00	Pass
11ac (VHT80)	CH42	-4.03	11.00	Pass

U-NII-2A (5250 - 5350 MHz)				
Mode	Channel	PSD (dBm/MHz)	Limit (dBm/MHz)	Verdict
11a	CH52	5.23	11.00	Pass
11a	CH60	5.23	11.00	Pass
11a	CH64	5.22	11.00	Pass
11n (HT20)	CH52	3.71	11.00	Pass
11n (HT20)	CH60	3.77	11.00	Pass
11n (HT20)	CH64	3.77	11.00	Pass
11n (HT40)	CH54	-0.43	11.00	Pass
11n (HT40)	CH62	-0.26	11.00	Pass
11ac (VHT20)	CH52	3.72	11.00	Pass
11ac (VHT20)	CH60	3.79	11.00	Pass
11ac (VHT20)	CH64	3.88	11.00	Pass
11ac (VHT40)	CH54	-0.34	11.00	Pass
11ac (VHT40)	CH62	-0.22	11.00	Pass
11ac (VHT80)	CH58	-4.44	11.00	Pass

U-NII-2C (5470 - 5725 MHz)				
Mode	Channel	PSD (dBm/MHz)	Limit (dBm/MHz)	Verdict
11a	CH100	5.57	11.00	Pass
11a	CH116	5.49	11.00	Pass
11a	CH140	5.90	11.00	Pass
11n (HT20)	CH100	4.53	11.00	Pass
11n (HT20)	CH116	4.05	11.00	Pass
11n (HT20)	CH140	4.40	11.00	Pass
11n (HT40)	CH102	0.08	11.00	Pass
11n (HT40)	CH118	-0.23	11.00	Pass
11n (HT40)	CH134	0.09	11.00	Pass
11ac (VHT20)	CH100	4.51	11.00	Pass
11ac (VHT20)	CH116	3.98	11.00	Pass
11ac (VHT20)	CH140	4.46	11.00	Pass
11ac (VHT40)	CH102	0.08	11.00	Pass
11ac (VHT40)	CH118	-0.13	11.00	Pass
11ac (VHT40)	CH134	0.13	11.00	Pass
11ac (VHT80)	CH106	-4.88	11.00	Pass
11ac (VHT80)	CH122	-3.95	11.00	Pass

U-NII-3 (5725 - 5850 MHz)				
Mode	Channel	PSD (dBm/500kHz)	Limit (dBm/500kHz)	Verdict
11a	CH149	-3.42	30.00	Pass
11a	CH157	-4.05	30.00	Pass
11a	CH165	-4.28	30.00	Pass
11n (HT20)	CH149	-3.87	30.00	Pass
11n (HT20)	CH157	-4.46	30.00	Pass
11n (HT20)	CH165	-4.70	30.00	Pass
11n (HT40)	CH151	-7.44	30.00	Pass
11n (HT40)	CH159	-8.05	30.00	Pass
11ac (VHT20)	CH149	-3.77	30.00	Pass
11ac (VHT20)	CH157	-4.40	30.00	Pass
11ac (VHT20)	CH165	-4.75	30.00	Pass
11ac (VHT40)	CH151	-7.42	30.00	Pass
11ac (VHT40)	CH159	-7.97	30.00	Pass
11ac (VHT80)	CH155	-11.03	30.00	Pass

U-NII-2C straddle channel				
Mode	Channel	PSD (dBm/MHz)	Limit (dBm/MHz)	Verdict
11a	CH144	5.86	11.00	Pass
11n (HT20)	CH144	4.48	11.00	Pass
11n (HT40)	CH142	0.38	11.00	Pass
11ac (VHT20)	CH144	4.46	11.00	Pass
11ac (VHT40)	CH142	0.43	11.00	Pass
11ac (VHT80)	CH138	-3.94	11.00	Pass

U-NII-3 straddle channel				
Mode	Channel	PSD (dBm/500kHz)	Limit (dBm/500kHz)	Verdict
11a	CH144	3.12	30.00	Pass
11n (HT20)	CH144	1.66	30.00	Pass
11n (HT40)	CH142	-2.52	30.00	Pass
11ac (VHT20)	CH144	1.75	30.00	Pass
11ac (VHT40)	CH142	-2.45	30.00	Pass
11ac (VHT80)	CH138	-6.47	30.00	Pass

A.5 Conducted Emissions

Note [1]: The EUT is working in the Normal link mode. All modes have been tested and normal link mode is worst.

Note [2]: Devices subject to Part 15 must be tested for all available U.S. voltages and frequencies (such as a nominal 120 VAC, 60 Hz and 240 VAC, 50 Hz) for which the device is capable of operation. So, The configuration 120 VAC, 60 Hz and 240 VAC, 50 Hz were tested respectively, but only the worst configuration (120 VAC, 60 Hz) shown here.

Test Data and Plots

PHASE L

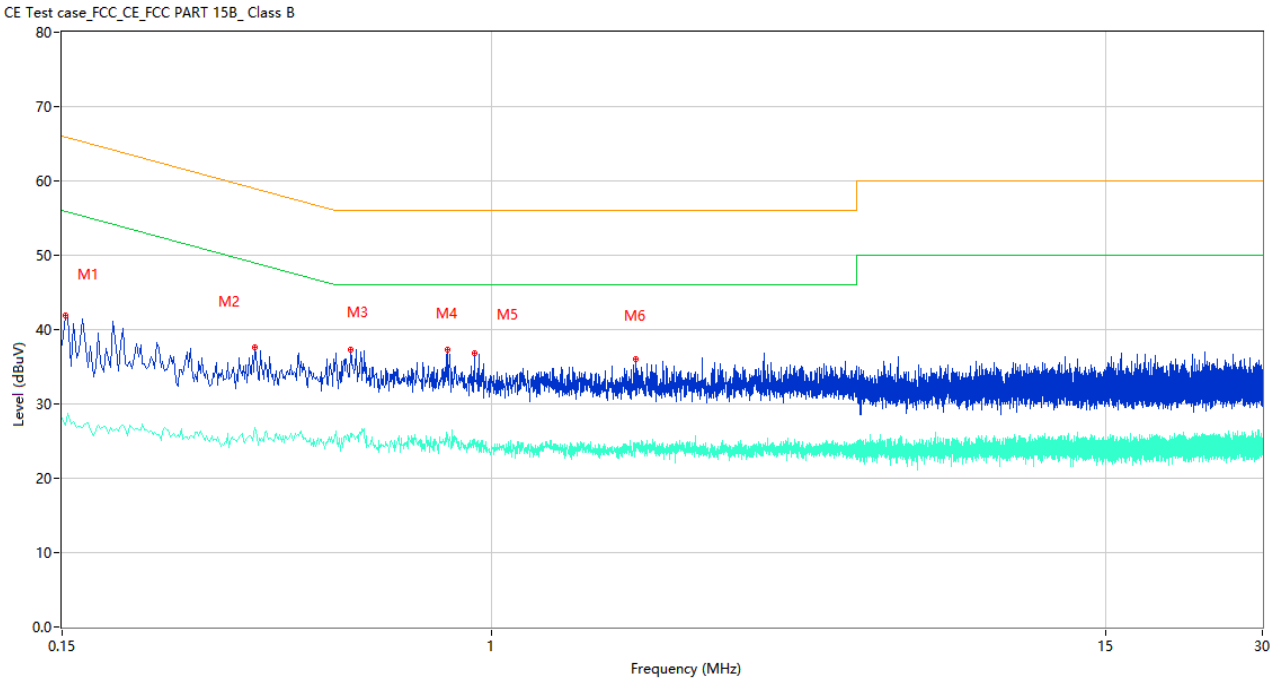

No.	Frequency (MHz)	Results (dBuV)	Factor (dB)	Limit (dBuV)	Margin (dB)	Detector	Line	Verdict
1	0.152	41.83	10.09	65.89	24.06	Peak	L	Pass
1**	0.152	27.17	10.09	55.89	28.72	AV	L	Pass
2	0.352	37.63	10.96	58.92	21.29	Peak	L	Pass
2**	0.352	26.86	10.96	48.92	22.06	AV	L	Pass
3	0.536	37.36	10.20	56.00	18.64	Peak	L	Pass
3**	0.536	25.98	10.20	46.00	20.02	AV	L	Pass
4	0.822	37.24	10.71	56.00	18.76	Peak	L	Pass
4**	0.822	25.68	10.71	46.00	20.32	AV	L	Pass
5	0.926	36.77	10.24	56.00	19.23	Peak	L	Pass
5**	0.926	25.23	10.24	46.00	20.77	AV	L	Pass
6	1.884	36.06	10.66	56.00	19.94	Peak	L	Pass
6**	1.884	24.17	10.66	46.00	21.83	AV	L	Pass

PHASE N

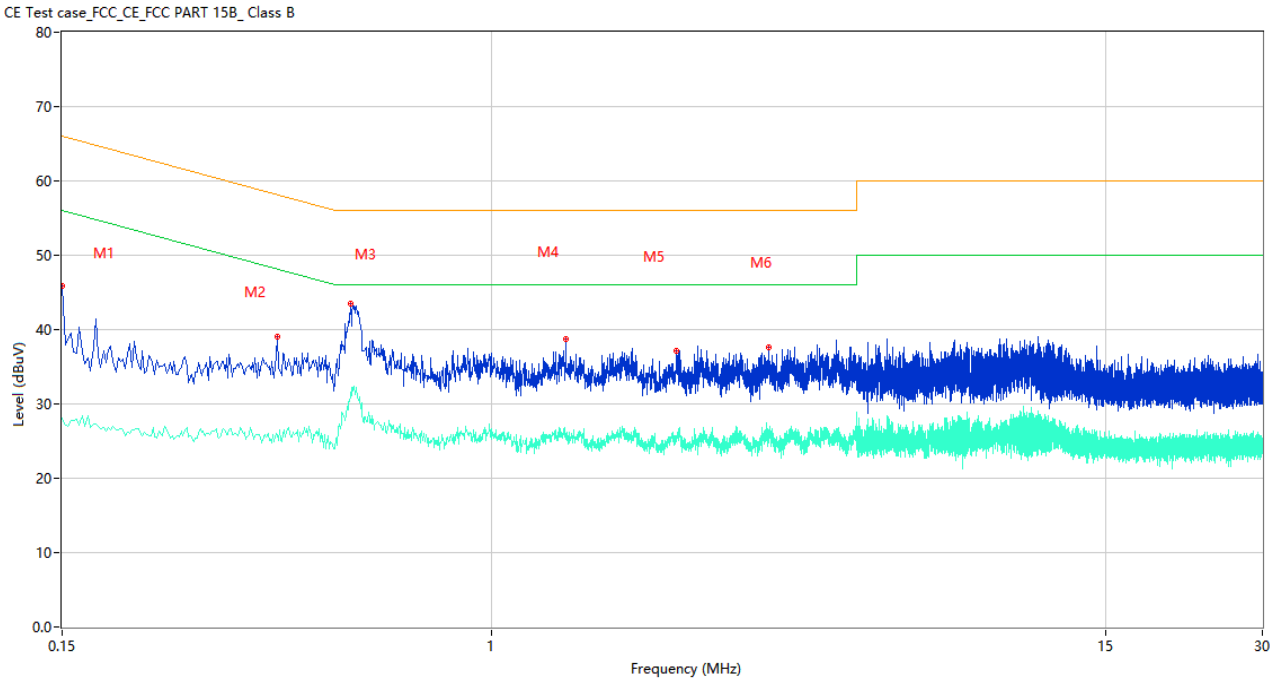

No.	Frequency (MHz)	Results (dBuV)	Factor (dB)	Limit (dBuV)	Margin (dB)	Detector	Line	Verdict
1	0.150	45.88	10.09	66.00	20.12	Peak	N	Pass
1**	0.150	28.16	10.09	56.00	27.84	AV	N	Pass
2	0.388	39.11	10.81	58.11	19.00	Peak	N	Pass
2**	0.388	25.85	10.81	48.11	22.26	AV	N	Pass
3	0.536	43.46	10.20	56.00	12.54	Peak	N	Pass
3**	0.536	31.10	10.20	46.00	14.90	AV	N	Pass
4	1.386	38.75	9.90	56.00	17.25	Peak	N	Pass
4**	1.386	26.07	9.90	46.00	19.93	AV	N	Pass
5	2.260	37.20	10.24	56.00	18.80	Peak	N	Pass
5**	2.260	25.75	10.24	46.00	20.25	AV	N	Pass
6	3.396	37.55	10.28	56.00	18.45	Peak	N	Pass
6**	3.396	25.82	10.28	46.00	20.18	AV	N	Pass

A.6 Radiated Spurious Emissions and Band Edge (Restricted-band)

Note [1]: The symbol of "--" in the table which means not application.

Note [2]: For the test data above 1 GHz，According the ANSI C63.4, where limits are specified for both average and peak (or quasi-peak) detector functions, if the peak (or quasi-peak) measured value complies with the average limit, it is unnecessary to perform an average measurement.

Note [3]: The low frequency, which started from 9 kHz to 30 MHz, was pre-scanned and the result which was 20 dB lower than the limit line per 15.31(o) was not reported.

Note [4]: The EUT is working in the Normal link mode below 1 GHz. All modes have been tested and normal link mode is worst.

Test Data and Plots

30 MHz to 1 GHz, ANT H

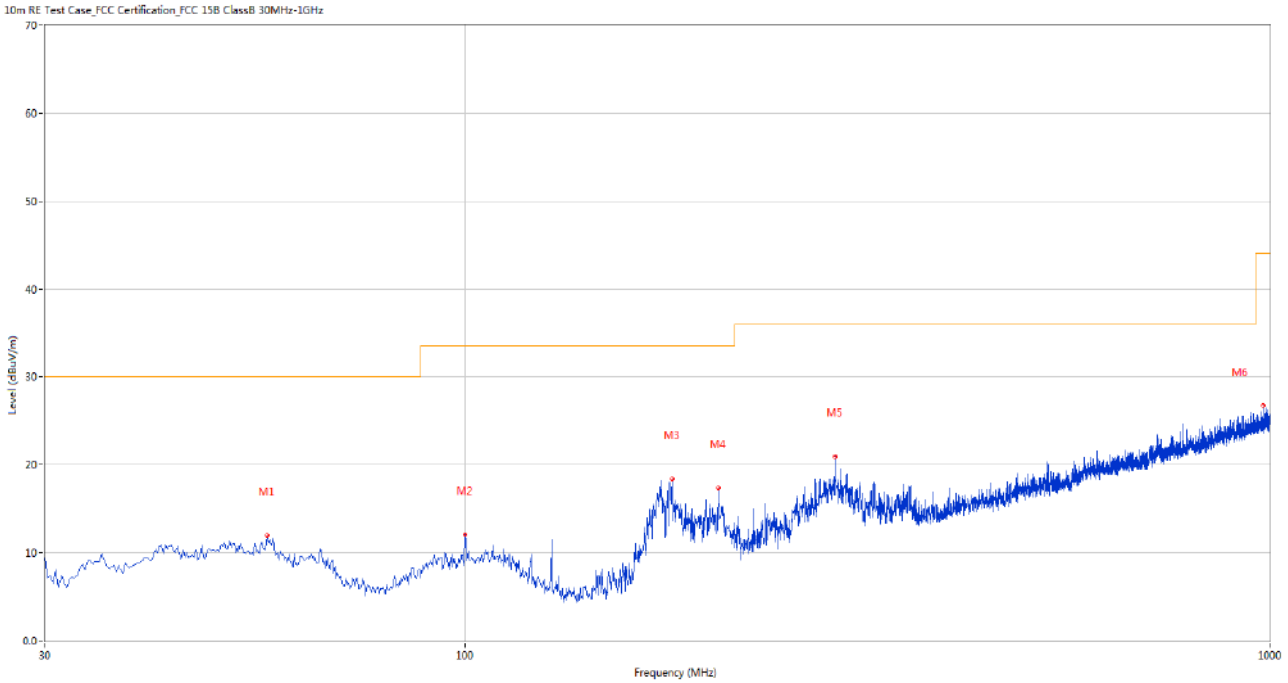

No.	Frequency (MHz)	Results (dBuV/m)	Factor (dB)	Limit (dBuV/m)	Margin (dB)	Detector	Table (Degree)	Height (cm)	Antenna	Verdict
1	56.668	11.95	-26.99	30.0	18.05	Peak	217.00	100	Horizontal	Pass
2	99.823	12.04	-27.98	33.5	21.46	Peak	0.00	200	Horizontal	Pass
3	180.797	18.40	-29.87	33.5	15.10	Peak	273.00	300	Horizontal	Pass
4	206.253	17.38	-27.94	33.5	16.12	Peak	270.00	300	Horizontal	Pass
5	287.956	20.91	-25.19	36.0	15.09	Peak	100.00	200	Horizontal	Pass
6	981.575	26.80	-11.40	44.0	17.20	Peak	96.00	200	Horizontal	Pass

30 MHz to 1 GHz, ANT V

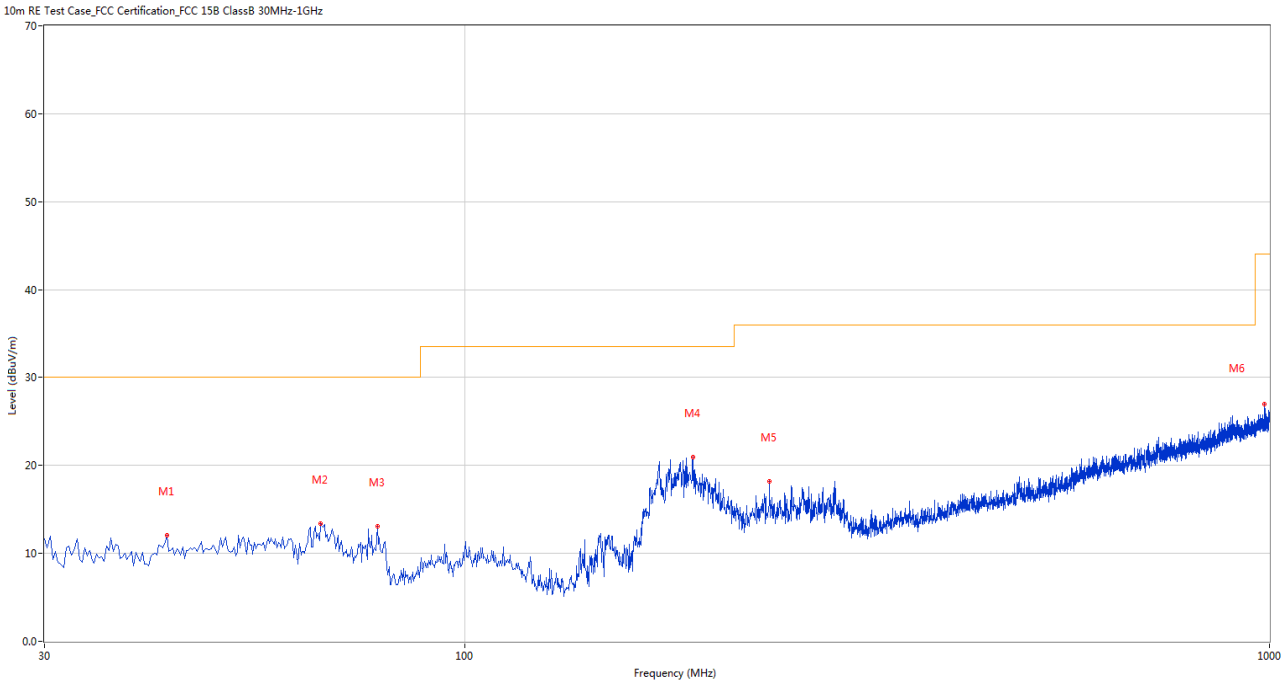

No.	Frequency (MHz)	Results (dBuV/m)	Factor (dB)	Limit (dBuV/m)	Margin (dB)	Detector	Table (Degree)	Height (cm)	Antenna	Verdict
1	42.607	12.07	-26.23	30.0	17.93	Peak	0.00	400	Vertical	Pass
2	66.123	13.37	-28.50	30.0	16.63	Peak	99.00	100	Vertical	Pass
3	77.761	13.10	-32.29	30.0	16.90	Peak	195.00	200	Vertical	Pass
4	191.950	20.96	-28.48	33.5	12.54	Peak	229.00	100	Vertical	Pass
5	239.225	18.17	-26.66	36.0	17.83	Peak	251.00	100	Vertical	Pass
6	986.423	26.94	-11.47	44.0	17.06	Peak	171.00	200	Vertical	Pass

Note: The spurious above 18G is noise only, do not show on the report.

11a, U-NII-1, 1 GHz to 18 GHz, Low Channel, ANT H

No.	Frequency (MHz)	Results (dBuV/m)	Factor (dB)	Limit (dBuV/m)	Margin (dB)	Detector	Table (Degree)	Height (cm)	Antenna	Verdict
1	1497.800	39.91	-17.22	74.0	34.09	Peak	148.00	100	Horizontal	Pass
1**	1497.800	28.27	-17.22	54.0	25.73	AV	148.00	100	Horizontal	Pass
2	4173.750	48.05	-4.52	74.0	25.95	Peak	339.00	200	Horizontal	Pass
2**	4173.750	38.57	-4.52	54.0	15.43	AV	339.00	200	Horizontal	Pass
3	5181.750	105.96	-2.17	--	--	Peak	153.00	200	Horizontal	N/A
3**	5181.750	99.25	-2.17	--	--	AV	153.00	200	Horizontal	N/A
4	7706.750	52.97	1.33	74.0	21.03	Peak	20.00	300	Horizontal	Pass
4**	7706.750	43.56	1.33	54.0	10.44	AV	20.00	300	Horizontal	Pass
5	10935.262	51.87	-2.72	74.0	22.13	Peak	299.00	150	Horizontal	Pass
5**	10935.262	41.90	-2.72	54.0	12.10	AV	299.00	150	Horizontal	Pass
6	15470.026	51.68	-0.32	74.0	22.32	Peak	95.00	300	Horizontal	Pass
6**	15470.026	41.62	-0.32	54.0	12.38	AV	95.00	300	Horizontal	Pass

11a, U-NII-1, 1 GHz to 18 GHz, Low Channel, ANT V

No.	Frequency (MHz)	Results (dBuV/m)	Factor (dB)	Limit (dBuV/m)	Margin (dB)	Detector	Table (Degree)	Height (cm)	Antenna	Verdict
1	1493.600	42.22	-17.45	74.0	31.78	Peak	223.00	100	Vertical	Pass
1**	1493.600	30.55	-17.45	54.0	23.45	AV	223.00	100	Vertical	Pass
2	4136.750	47.52	-4.29	74.0	26.48	Peak	298.00	400	Vertical	Pass
2**	4136.750	38.81	-4.29	54.0	15.19	AV	298.00	400	Vertical	Pass
3	5180.750	107.33	-2.03	--	--	Peak	176.00	100	Vertical	N/A
3**	5180.750	99.29	-2.03	--	--	AV	176.00	100	Vertical	N/A
4	7726.500	52.70	0.27	74.0	21.30	Peak	251.00	400	Vertical	Pass
4**	7726.500	42.88	0.27	54.0	11.12	AV	251.00	400	Vertical	Pass
5	11036.912	51.66	-1.84	74.0	22.34	Peak	360.00	150	Vertical	Pass
5**	11036.912	42.16	-1.84	54.0	11.84	AV	360.00	150	Vertical	Pass
6	15751.950	52.10	0.32	74.0	21.90	Peak	92.00	100	Vertical	Pass
6**	15751.950	43.43	0.32	54.0	10.57	AV	92.00	100	Vertical	Pass

11a, U-NII-1, 1 GHz to 18 GHz, Middle Channel, ANT H

No.	Frequency (MHz)	Results (dBuV/m)	Factor (dB)	Limit (dBuV/m)	Margin (dB)	Detector	Table (Degree)	Height (cm)	Antenna	Verdict
1	1586.000	38.33	-17.32	74.0	35.67	Peak	15.00	200	Horizontal	Pass
1**	1586.000	29.33	-17.32	54.0	24.67	AV	15.00	200	Horizontal	Pass
2	4048.500	48.14	-4.94	74.0	25.86	Peak	339.00	400	Horizontal	Pass
2**	4048.500	38.16	-4.94	54.0	15.84	AV	339.00	400	Horizontal	Pass
3	5221.750	107.69	-2.89	--	--	Peak	129.00	100	Horizontal	N/A
3**	5221.750	100.38	-2.89	--	--	AV	129.00	100	Horizontal	N/A
4	7352.250	52.21	-0.34	74.0	21.79	Peak	331.00	200	Horizontal	Pass
4**	7352.250	42.94	-0.34	54.0	11.06	AV	331.00	200	Horizontal	Pass
5	11381.049	51.88	-1.73	74.0	22.12	Peak	331.00	150	Horizontal	Pass
5**	11381.049	42.14	-1.73	54.0	11.86	AV	331.00	150	Horizontal	Pass
6	15747.488	52.27	0.34	74.0	21.73	Peak	327.00	400	Horizontal	Pass
6**	15747.488	43.09	0.34	54.0	10.91	AV	327.00	400	Horizontal	Pass

11a, U-NII-1, 1 GHz to 18 GHz, Middle Channel, ANT V

No.	Frequency (MHz)	Results (dBuV/m)	Factor (dB)	Limit (dBuV/m)	Margin (dB)	Detector	Table (Degree)	Height (cm)	Antenna	Verdict
1	1494.400	42.06	-17.47	74.0	31.94	Peak	310.00	300	Vertical	Pass
1**	1494.400	30.21	-17.47	54.0	23.79	AV	310.00	300	Vertical	Pass
2	3893.000	47.59	-6.25	74.0	26.41	Peak	293.00	100	Vertical	Pass
2**	3893.000	37.46	-6.25	54.0	16.54	AV	293.00	100	Vertical	Pass
3	5221.250	107.23	-2.90	--	--	Peak	173.00	200	Vertical	N/A
3**	5221.250	100.46	-2.90	--	--	AV	173.00	200	Vertical	N/A
4	7535.250	52.50	1.02	74.0	21.50	Peak	243.00	100	Vertical	Pass
4**	7535.250	43.03	1.02	54.0	10.97	AV	243.00	100	Vertical	Pass
5	11082.512	52.00	-1.33	74.0	22.00	Peak	79.00	100	Vertical	Pass
5**	11082.512	41.96	-1.33	54.0	12.04	AV	79.00	100	Vertical	Pass
6	15750.638	52.07	0.36	74.0	21.93	Peak	17.00	100	Vertical	Pass
6**	15750.638	42.36	0.36	54.0	11.64	AV	17.00	100	Vertical	Pass

11a, U-NII-1, 1 GHz to 18 GHz, High Channel, ANT H

No.	Frequency (MHz)	Results (dBuV/m)	Factor (dB)	Limit (dBuV/m)	Margin (dB)	Detector	Table (Degree)	Height (cm)	Antenna	Verdict
1	1500.000	38.45	-17.03	74.0	35.55	Peak	235.00	400	Horizontal	Pass
1**	1500.000	29.21	-17.03	54.0	24.79	AV	235.00	400	Horizontal	Pass
2	3999.750	47.56	-5.26	74.0	26.44	Peak	236.00	400	Horizontal	Pass
2**	3999.750	37.86	-5.26	54.0	16.14	AV	236.00	400	Horizontal	Pass
3	5236.500	108.01	-2.85	--	--	Peak	157.00	100	Horizontal	N/A
3**	5236.500	100.75	-2.85	--	--	AV	157.00	100	Horizontal	N/A
4	7459.000	52.07	0.65	74.0	21.93	Peak	0.00	150	Horizontal	Pass
4**	7459.000	43.65	0.65	54.0	10.35	AV	0.00	150	Horizontal	Pass
5	11070.638	51.84	-1.56	74.0	22.16	Peak	45.00	150	Horizontal	Pass
5**	11070.638	42.45	-1.56	54.0	11.55	AV	45.00	150	Horizontal	Pass
6	16110.525	51.58	-0.07	74.0	22.42	Peak	78.00	200	Horizontal	Pass
6**	16110.525	41.99	-0.07	54.0	12.01	AV	78.00	200	Horizontal	Pass

11a, U-NII-1, 1 GHz to 18 GHz, High Channel, ANT V

No.	Frequency (MHz)	Results (dBuV/m)	Factor (dB)	Limit (dBuV/m)	Margin (dB)	Detector	Table (Degree)	Height (cm)	Antenna	Verdict
1	1496.000	40.95	-17.38	74.0	33.05	Peak	303.00	400	Vertical	Pass
1**	1496.000	32.45	-17.38	54.0	21.55	AV	303.00	400	Vertical	Pass
2	4267.500	48.04	-4.76	74.0	25.96	Peak	46.00	200	Vertical	Pass
2**	4267.500	37.84	-4.76	54.0	16.16	AV	46.00	200	Vertical	Pass
3	5243.000	107.24	-3.09	--	--	Peak	175.00	150	Vertical	N/A
3**	5243.000	98.88	-3.09	--	--	AV	175.00	150	Vertical	N/A
4	7702.000	53.15	1.38	74.0	20.85	Peak	124.00	200	Vertical	Pass
4**	7702.000	43.71	1.38	54.0	10.29	AV	124.00	200	Vertical	Pass
5	11182.975	51.95	-1.51	74.0	22.05	Peak	199.00	200	Vertical	Pass
5**	11182.975	42.05	-1.51	54.0	11.95	AV	199.00	200	Vertical	Pass
6	15745.388	51.94	0.31	74.0	22.06	Peak	115.00	200	Vertical	Pass
6**	15745.388	42.89	0.31	54.0	11.11	AV	115.00	200	Vertical	Pass

11n20, U-NII-1, 1 GHz to 18 GHz, Low Channel, ANT H

No.	Frequency (MHz)	Results (dBuV/m)	Factor (dB)	Limit (dBuV/m)	Margin (dB)	Detector	Table (Degree)	Height (cm)	Antenna	Verdict
1	1519.700	38.60	-17.24	74.0	35.40	Peak	239.00	150	Horizontal	Pass
1**	1519.700	28.37	-17.24	54.0	25.63	AV	239.00	150	Horizontal	Pass
2	4108.750	47.81	-4.66	74.0	26.19	Peak	81.00	200	Horizontal	Pass
2**	4108.750	38.06	-4.66	54.0	15.94	AV	81.00	200	Horizontal	Pass
3	5177.250	106.18	-2.29	--	--	Peak	158.00	200	Horizontal	N/A
3**	5177.250	98.94	-2.29	--	--	AV	158.00	200	Horizontal	N/A
4	7279.750	53.29	-0.72	74.0	20.71	Peak	217.00	400	Horizontal	Pass
4**	7279.750	43.62	-0.72	54.0	10.38	AV	217.00	400	Horizontal	Pass
5	11177.987	51.96	-1.42	74.0	22.04	Peak	67.00	150	Horizontal	Pass
5**	11177.987	42.60	-1.42	54.0	11.40	AV	67.00	150	Horizontal	Pass
6	15755.888	52.84	0.21	74.0	21.16	Peak	30.00	100	Horizontal	Pass
6**	15755.888	43.10	0.21	54.0	10.90	AV	30.00	100	Horizontal	Pass

11n20, U-NII-1, 1 GHz to 18 GHz, Low Channel, ANT V

No.	Frequency (MHz)	Results (dBuV/m)	Factor (dB)	Limit (dBuV/m)	Margin (dB)	Detector	Table (Degree)	Height (cm)	Antenna	Verdict
1	1499.700	43.17	-17.06	74.0	30.83	Peak	305.00	100	Vertical	Pass
1**	1499.700	30.89	-17.06	54.0	23.11	AV	305.00	100	Vertical	Pass
2	4150.000	47.72	-4.61	74.0	26.28	Peak	1.00	100	Vertical	Pass
2**	4150.000	38.64	-4.61	54.0	15.36	AV	1.00	100	Vertical	Pass
3	5178.750	106.14	-2.22	--	--	Peak	175.00	200	Vertical	N/A
3**	5178.750	99.49	-2.22	--	--	AV	175.00	200	Vertical	N/A
4	7426.750	52.44	1.73	74.0	21.56	Peak	202.00	300	Vertical	Pass
4**	7426.750	43.65	1.73	54.0	10.35	AV	202.00	300	Vertical	Pass
5	11128.588	51.52	-0.97	74.0	22.48	Peak	360.00	200	Vertical	Pass
5**	11128.588	42.59	-0.97	54.0	11.41	AV	360.00	200	Vertical	Pass
6	15735.937	51.96	0.18	74.0	22.04	Peak	227.00	100	Vertical	Pass
6**	15735.937	43.96	0.18	54.0	10.04	AV	227.00	100	Vertical	Pass

11n20, U-NII-1, 1 GHz to 18 GHz, Middle Channel, ANT H

No.	Frequency (MHz)	Results (dBuV/m)	Factor (dB)	Limit (dBuV/m)	Margin (dB)	Detector	Table (Degree)	Height (cm)	Antenna	Verdict
1	1493.600	38.58	-17.45	74.0	35.42	Peak	67.00	400	Horizontal	Pass
1**	1493.600	28.39	-17.45	54.0	25.61	AV	67.00	400	Horizontal	Pass
2	4314.250	48.30	-5.23	74.0	25.70	Peak	295.00	400	Horizontal	Pass
2**	4314.250	38.18	-5.23	54.0	15.82	AV	295.00	400	Horizontal	Pass
3	5221.500	107.45	-2.90	--	--	Peak	158.00	200	Horizontal	N/A
3**	5221.500	100.87	-2.90	--	--	AV	158.00	200	Horizontal	N/A
4	7426.750	52.50	1.73	74.0	21.50	Peak	360.00	200	Horizontal	Pass
4**	7426.750	43.32	1.73	54.0	10.68	AV	360.00	200	Horizontal	Pass
5	10712.724	51.72	-2.24	74.0	22.28	Peak	331.00	200	Horizontal	Pass
5**	10712.724	41.92	-2.24	54.0	12.08	AV	331.00	200	Horizontal	Pass
6	15749.325	51.26	0.36	74.0	22.74	Peak	166.00	100	Horizontal	Pass
6**	15749.325	42.37	0.36	54.0	11.63	AV	166.00	100	Horizontal	Pass

11n20, U-NII-1, 1 GHz to 18 GHz, Middle Channel, ANT V

No.	Frequency (MHz)	Results (dBuV/m)	Factor (dB)	Limit (dBuV/m)	Margin (dB)	Detector	Table (Degree)	Height (cm)	Antenna	Verdict
1	1496.400	40.48	-17.35	74.0	33.52	Peak	308.00	400	Vertical	Pass
1**	1496.400	31.12	-17.35	54.0	22.88	AV	308.00	400	Vertical	Pass
2	4173.500	47.35	-4.53	74.0	26.65	Peak	331.00	200	Vertical	Pass
2**	4173.500	38.48	-4.53	54.0	15.52	AV	331.00	200	Vertical	Pass
3	5221.500	106.87	-2.90	--	--	Peak	175.00	200	Vertical	N/A
3**	5221.500	99.03	-2.90	--	--	AV	175.00	200	Vertical	N/A
4	7471.750	52.78	0.80	74.0	21.22	Peak	80.00	100	Vertical	Pass
4**	7471.750	43.33	0.80	54.0	10.67	AV	80.00	100	Vertical	Pass
5	11050.925	52.16	-1.92	74.0	21.84	Peak	199.00	100	Vertical	Pass
5**	11050.925	42.71	-1.92	54.0	11.29	AV	199.00	100	Vertical	Pass
6	15754.838	51.23	0.24	74.0	22.77	Peak	268.00	300	Vertical	Pass
6**	15754.838	43.03	0.24	54.0	10.97	AV	268.00	300	Vertical	Pass

11n20, U-NII-1, 1 GHz to 18 GHz, High Channel, ANT H

No.	Frequency (MHz)	Results (dBuV/m)	Factor (dB)	Limit (dBuV/m)	Margin (dB)	Detector	Table (Degree)	Height (cm)	Antenna	Verdict
1	1496.700	38.82	-17.32	74.0	35.18	Peak	72.00	100	Horizontal	Pass
1**	1496.700	28.52	-17.32	54.0	25.48	AV	72.00	100	Horizontal	Pass
2	4130.500	48.25	-4.60	74.0	25.75	Peak	227.00	200	Horizontal	Pass
2**	4130.500	38.85	-4.60	54.0	15.15	AV	227.00	200	Horizontal	Pass
3	5238.500	107.69	-3.06	--	--	Peak	124.00	100	Horizontal	N/A
3**	5238.500	100.19	-3.06	--	--	AV	124.00	100	Horizontal	N/A
4	7694.000	52.52	0.88	74.0	21.48	Peak	305.00	300	Horizontal	Pass
4**	7694.000	42.46	0.88	54.0	11.54	AV	305.00	300	Horizontal	Pass
5	11044.750	52.19	-1.90	74.0	21.81	Peak	169.00	100	Horizontal	Pass
5**	11044.750	41.73	-1.90	54.0	12.27	AV	169.00	100	Horizontal	Pass
6	15752.475	52.00	0.31	74.0	22.00	Peak	166.00	100	Horizontal	Pass
6**	15752.475	42.75	0.31	54.0	11.25	AV	166.00	100	Horizontal	Pass

11n20, U-NII-1, 1 GHz to 18 GHz, High Channel, ANT V

No.	Frequency (MHz)	Results (dBuV/m)	Factor (dB)	Limit (dBuV/m)	Margin (dB)	Detector	Table (Degree)	Height (cm)	Antenna	Verdict
1	1496.800	42.74	-17.31	74.0	31.26	Peak	315.00	200	Vertical	Pass
1**	1496.800	29.87	-17.31	54.0	24.13	AV	315.00	200	Vertical	Pass
2	4183.750	47.73	-4.59	74.0	26.27	Peak	219.00	100	Vertical	Pass
2**	4183.750	37.98	-4.59	54.0	16.02	AV	219.00	100	Vertical	Pass
3	5242.500	106.37	-3.05	--	--	Peak	168.00	200	Vertical	N/A
3**	5242.500	98.40	-3.05	--	--	AV	168.00	200	Vertical	N/A
4	7476.750	52.40	0.28	74.0	21.60	Peak	159.00	400	Vertical	Pass
4**	7476.750	43.51	0.28	54.0	10.49	AV	159.00	400	Vertical	Pass
5	11113.625	51.88	-0.99	74.0	22.12	Peak	223.00	100	Vertical	Pass
5**	11113.625	42.98	-0.99	54.0	11.02	AV	223.00	100	Vertical	Pass
6	15749.063	51.47	0.36	74.0	22.53	Peak	278.00	400	Vertical	Pass
6**	15749.063	43.68	0.36	54.0	10.32	AV	278.00	400	Vertical	Pass

11n40, U-NII-1, 1 GHz to 18 GHz, Low Channel, ANT H

No.	Frequency (MHz)	Results (dBuV/m)	Factor (dB)	Limit (dBuV/m)	Margin (dB)	Detector	Table (Degree)	Height (cm)	Antenna	Verdict
1	1603.400	39.14	-17.06	74.0	34.86	Peak	235.00	100	Horizontal	Pass
1**	1603.400	28.53	-17.06	54.0	25.47	AV	235.00	100	Horizontal	Pass
2	4151.750	47.92	-4.66	74.0	26.08	Peak	145.00	200	Horizontal	Pass
2**	4151.750	39.28	-4.66	54.0	14.72	AV	145.00	200	Horizontal	Pass
3	5196.500	103.00	-3.14	--	--	Peak	126.00	150	Horizontal	N/A
3**	5196.500	95.21	-3.14	--	--	AV	126.00	150	Horizontal	N/A
4	7266.250	52.60	-0.76	74.0	21.40	Peak	360.00	200	Horizontal	Pass
4**	7266.250	43.32	-0.76	54.0	10.68	AV	360.00	200	Horizontal	Pass
5	10968.513	51.92	-2.17	74.0	22.08	Peak	282.00	200	Horizontal	Pass
5**	10968.513	43.03	-2.17	54.0	10.97	AV	282.00	200	Horizontal	Pass
6	15502.050	51.42	-0.81	74.0	22.58	Peak	267.00	300	Horizontal	Pass
6**	15502.050	41.67	-0.81	54.0	12.33	AV	267.00	300	Horizontal	Pass

11n40, U-NII-1, 1 GHz to 18 GHz, Low Channel, ANT V

No.	Frequency (MHz)	Results (dBuV/m)	Factor (dB)	Limit (dBuV/m)	Margin (dB)	Detector	Table (Degree)	Height (cm)	Antenna	Verdict
1	1494.400	41.56	-17.47	74.0	32.44	Peak	307.00	300	Vertical	Pass
1**	1494.400	34.13	-17.47	54.0	19.87	AV	307.00	300	Vertical	Pass
2	4226.000	47.91	-4.80	74.0	26.09	Peak	279.00	100	Vertical	Pass
2**	4226.000	38.72	-4.80	54.0	15.28	AV	279.00	100	Vertical	Pass
3	5185.750	103.22	-2.66	--	--	Peak	174.00	100	Vertical	N/A
3**	5185.750	94.90	-2.66	--	--	AV	174.00	100	Vertical	N/A
4	7418.250	52.91	0.65	74.0	21.09	Peak	121.00	200	Vertical	Pass
4**	7418.250	43.00	0.65	54.0	11.00	AV	121.00	200	Vertical	Pass
5	11200.075	52.15	-1.80	74.0	21.85	Peak	1.00	100	Vertical	Pass
5**	11200.075	42.29	-1.80	54.0	11.71	AV	1.00	100	Vertical	Pass
6	16102.388	51.65	0.09	74.0	22.35	Peak	341.00	100	Vertical	Pass
6**	16102.388	42.58	0.09	54.0	11.42	AV	341.00	100	Vertical	Pass

11n40, U-NII-1, 1 GHz to 18 GHz, High Channel, ANT H

No.	Frequency (MHz)	Results (dBuV/m)	Factor (dB)	Limit (dBuV/m)	Margin (dB)	Detector	Table (Degree)	Height (cm)	Antenna	Verdict
1	1480.800	38.47	-17.17	74.0	35.53	Peak	280.00	400	Horizontal	Pass
1**	1480.800	28.71	-17.17	54.0	25.29	AV	280.00	400	Horizontal	Pass
2	4078.000	47.90	-4.87	74.0	26.10	Peak	80.00	400	Horizontal	Pass
2**	4078.000	38.78	-4.87	54.0	15.22	AV	80.00	400	Horizontal	Pass
3	5231.750	101.70	-3.04	--	--	Peak	148.00	150	Horizontal	N/A
3**	5231.750	93.67	-3.04	--	--	AV	148.00	150	Horizontal	N/A
4	7638.000	52.28	-0.08	74.0	21.72	Peak	114.00	200	Horizontal	Pass
4**	7638.000	42.86	-0.08	54.0	11.14	AV	114.00	200	Horizontal	Pass
5	10722.463	51.69	-2.08	74.0	22.31	Peak	0.00	150	Horizontal	Pass
5**	10722.463	42.06	-2.08	54.0	11.94	AV	0.00	150	Horizontal	Pass
6	15760.088	52.26	0.10	74.0	21.74	Peak	266.00	200	Horizontal	Pass
6**	15760.088	42.67	0.10	54.0	11.33	AV	266.00	200	Horizontal	Pass

11n40, U-NII-1, 1 GHz to 18 GHz, High Channel, ANT V

No.	Frequency (MHz)	Results (dBuV/m)	Factor (dB)	Limit (dBuV/m)	Margin (dB)	Detector	Table (Degree)	Height (cm)	Antenna	Verdict
1	1493.100	39.20	-17.40	74.0	34.80	Peak	133.00	300	Vertical	Pass
1**	1493.100	32.53	-17.40	54.0	21.47	AV	133.00	300	Vertical	Pass
2	4218.000	47.35	-4.92	74.0	26.65	Peak	59.00	300	Vertical	Pass
2**	4218.000	38.63	-4.92	54.0	15.37	AV	59.00	300	Vertical	Pass
3	5232.000	101.29	-3.03	--	--	Peak	156.00	100	Vertical	N/A
3**	5232.000	92.28	-3.03	--	--	AV	156.00	100	Vertical	N/A
4	7453.250	52.79	0.82	74.0	21.21	Peak	278.00	300	Vertical	Pass
4**	7453.250	42.90	0.82	54.0	11.10	AV	278.00	300	Vertical	Pass
5	10691.826	51.91	-2.53	74.0	22.09	Peak	236.00	100	Vertical	Pass
5**	10691.826	41.71	-2.53	54.0	12.29	AV	236.00	100	Vertical	Pass
6	15775.838	51.49	-0.33	74.0	22.51	Peak	302.00	100	Vertical	Pass
6**	15775.838	42.15	-0.33	54.0	11.85	AV	302.00	100	Vertical	Pass

11ac20, U-NII-1, 1 GHz to 18 GHz, Low Channel, ANT H

No.	Frequency (MHz)	Results (dBuV/m)	Factor (dB)	Limit (dBuV/m)	Margin (dB)	Detector	Table (Degree)	Height (cm)	Antenna	Verdict
1	1526.700	38.16	-17.42	74.0	35.84	Peak	235.00	400	Horizontal	Pass
1**	1526.700	28.02	-17.42	54.0	25.98	AV	235.00	400	Horizontal	Pass
2	4137.750	47.80	-4.30	74.0	26.20	Peak	42.00	400	Horizontal	Pass
2**	4137.750	38.58	-4.30	54.0	15.42	AV	42.00	400	Horizontal	Pass
3	5182.000	105.98	-2.21	--	--	Peak	147.00	150	Horizontal	N/A
3**	5182.000	99.02	-2.21	--	--	AV	147.00	150	Horizontal	N/A
4	7583.250	52.41	-0.02	74.0	21.59	Peak	51.00	300	Horizontal	Pass
4**	7583.250	42.58	-0.02	54.0	11.42	AV	51.00	300	Horizontal	Pass
5	10979.675	51.39	-1.95	74.0	22.61	Peak	19.00	100	Horizontal	Pass
5**	10979.675	42.27	-1.95	54.0	11.73	AV	19.00	100	Horizontal	Pass
6	15783.187	51.41	-0.53	74.0	22.59	Peak	168.00	200	Horizontal	Pass
6**	15783.187	41.85	-0.53	54.0	12.15	AV	168.00	200	Horizontal	Pass

11ac20, U-NII-1, 1 GHz to 18 GHz, Low Channel, ANT V

No.	Frequency (MHz)	Results (dBuV/m)	Factor (dB)	Limit (dBuV/m)	Margin (dB)	Detector	Table (Degree)	Height (cm)	Antenna	Verdict
1	1494.900	43.20	-17.44	74.0	30.80	Peak	306.00	100	Vertical	Pass
1**	1494.900	32.22	-17.44	54.0	21.78	AV	306.00	100	Vertical	Pass
2	4130.000	47.82	-4.57	74.0	26.18	Peak	19.00	300	Vertical	Pass
2**	4130.000	39.14	-4.57	54.0	14.86	AV	19.00	300	Vertical	Pass
3	5182.250	104.78	-2.26	--	--	Peak	158.00	150	Vertical	N/A
3**	5182.250	96.65	-2.26	--	--	AV	158.00	150	Vertical	N/A
4	7703.250	52.08	1.41	74.0	21.92	Peak	347.00	200	Vertical	Pass
4**	7703.250	43.15	1.41	54.0	10.85	AV	347.00	200	Vertical	Pass
5	11062.799	51.24	-1.70	74.0	22.76	Peak	360.00	200	Vertical	Pass
5**	11062.799	42.61	-1.70	54.0	11.39	AV	360.00	200	Vertical	Pass
6	15739.088	51.32	0.22	74.0	22.68	Peak	314.00	200	Vertical	Pass
6**	15739.088	43.00	0.22	54.0	11.00	AV	314.00	200	Vertical	Pass

11ac20, U-NII-1, 1 GHz to 18 GHz, Middle Channel, ANT H

No.	Frequency (MHz)	Results (dBuV/m)	Factor (dB)	Limit (dBuV/m)	Margin (dB)	Detector	Table (Degree)	Height (cm)	Antenna	Verdict
1	1499.600	38.34	-17.07	74.0	35.66	Peak	74.00	400	Horizontal	Pass
1**	1499.600	29.02	-17.07	54.0	24.98	AV	74.00	400	Horizontal	Pass
2	4163.500	47.55	-4.93	74.0	26.45	Peak	32.00	300	Horizontal	Pass
2**	4163.500	38.89	-4.93	54.0	15.11	AV	32.00	300	Horizontal	Pass
3	5222.000	105.51	-2.88	--	--	Peak	152.00	150	Horizontal	N/A
3**	5222.000	99.00	-2.88	--	--	AV	152.00	150	Horizontal	N/A
4	7533.750	52.19	1.05	74.0	21.81	Peak	332.00	200	Horizontal	Pass
4**	7533.750	42.99	1.05	54.0	11.01	AV	332.00	200	Horizontal	Pass
5	11124.787	51.06	-0.98	74.0	22.94	Peak	0.00	200	Horizontal	Pass
5**	11124.787	42.57	-0.98	54.0	11.43	AV	0.00	200	Horizontal	Pass
6	15757.200	51.42	0.18	74.0	22.58	Peak	181.00	400	Horizontal	Pass
6**	15757.200	43.37	0.18	54.0	10.63	AV	181.00	400	Horizontal	Pass

11ac20, U-NII-1, 1 GHz to 18 GHz, Middle Channel, ANT V

No.	Frequency (MHz)	Results (dBuV/m)	Factor (dB)	Limit (dBuV/m)	Margin (dB)	Detector	Table (Degree)	Height (cm)	Antenna	Verdict
1	1497.300	42.35	-17.27	74.0	31.65	Peak	303.00	200	Vertical	Pass
1**	1497.300	28.79	-17.27	54.0	25.21	AV	303.00	200	Vertical	Pass
2	4093.250	47.86	-4.69	74.0	26.14	Peak	108.00	100	Vertical	Pass
2**	4093.250	37.97	-4.69	54.0	16.03	AV	108.00	100	Vertical	Pass
3	5222.250	104.80	-2.88	--	--	Peak	159.00	200	Vertical	N/A
3**	5222.250	96.70	-2.88	--	--	AV	159.00	200	Vertical	N/A
4	7342.750	52.14	0.24	74.0	21.86	Peak	55.00	300	Vertical	Pass
4**	7342.750	42.70	0.24	54.0	11.30	AV	55.00	300	Vertical	Pass
5	11117.662	51.24	-0.99	74.0	22.76	Peak	309.00	200	Vertical	Pass
5**	11117.662	43.11	-0.99	54.0	10.89	AV	309.00	200	Vertical	Pass
6	15744.862	51.57	0.30	74.0	22.43	Peak	212.00	200	Vertical	Pass
6**	15744.862	42.46	0.30	54.0	11.54	AV	212.00	200	Vertical	Pass

11ac20, U-NII-1, 1 GHz to 18 GHz, High Channel, ANT H

No.	Frequency (MHz)	Results (dBuV/m)	Factor (dB)	Limit (dBuV/m)	Margin (dB)	Detector	Table (Degree)	Height (cm)	Antenna	Verdict
1	1468.100	37.82	-17.26	74.0	36.18	Peak	176.00	200	Horizontal	Pass
1**	1468.100	27.97	-17.26	54.0	26.03	AV	176.00	200	Horizontal	Pass
2	4157.500	47.57	-4.91	74.0	26.43	Peak	286.00	300	Horizontal	Pass
2**	4157.500	38.86	-4.91	54.0	15.14	AV	286.00	300	Horizontal	Pass
3	5241.750	105.06	-3.04	--	--	Peak	162.00	100	Horizontal	N/A
3**	5241.750	98.19	-3.04	--	--	AV	162.00	100	Horizontal	N/A
4	7509.750	53.17	0.34	74.0	20.83	Peak	145.00	400	Horizontal	Pass
4**	7509.750	42.85	0.34	54.0	11.15	AV	145.00	400	Horizontal	Pass
5	11070.638	51.30	-1.56	74.0	22.70	Peak	67.00	200	Horizontal	Pass
5**	11070.638	41.60	-1.56	54.0	12.40	AV	67.00	200	Horizontal	Pass
6	15476.850	51.63	-0.43	74.0	22.37	Peak	227.00	200	Horizontal	Pass
6**	15476.850	42.25	-0.43	54.0	11.75	AV	227.00	200	Horizontal	Pass

11ac20, U-NII-1, 1 GHz to 18 GHz, High Channel, ANT V

No.	Frequency (MHz)	Results (dBuV/m)	Factor (dB)	Limit (dBuV/m)	Margin (dB)	Detector	Table (Degree)	Height (cm)	Antenna	Verdict
1	1493.600	42.74	-17.45	74.0	31.26	Peak	316.00	200	Vertical	Pass
1**	1493.600	28.46	-17.45	54.0	25.54	AV	316.00	200	Vertical	Pass
2	4246.000	47.62	-4.94	74.0	26.38	Peak	147.00	200	Vertical	Pass
2**	4246.000	37.65	-4.94	54.0	16.35	AV	147.00	200	Vertical	Pass
3	5236.250	103.83	-2.82	--	--	Peak	166.00	100	Vertical	N/A
3**	5236.250	95.69	-2.82	--	--	AV	166.00	100	Vertical	N/A
4	7495.000	52.80	-0.12	74.0	21.20	Peak	347.00	300	Vertical	Pass
4**	7495.000	43.91	-0.12	54.0	10.09	AV	347.00	300	Vertical	Pass
5	10690.162	51.00	-2.55	74.0	23.00	Peak	116.00	100	Vertical	Pass
5**	10690.162	41.11	-2.55	54.0	12.89	AV	116.00	100	Vertical	Pass
6	15487.875	51.21	-0.60	74.0	22.79	Peak	286.00	200	Vertical	Pass
6**	15487.875	42.25	-0.60	54.0	11.75	AV	286.00	200	Vertical	Pass

11ac40, U-NII-1, 1 GHz to 18 GHz, Low Channel, ANT H

No.	Frequency (MHz)	Results (dBuV/m)	Factor (dB)	Limit (dBuV/m)	Margin (dB)	Detector	Table (Degree)	Height (cm)	Antenna	Verdict
1	1493.700	38.10	-17.46	74.0	35.90	Peak	230.00	100	Horizontal	Pass
1**	1493.700	28.53	-17.46	54.0	25.47	AV	230.00	100	Horizontal	Pass
2	4153.500	47.53	-4.96	74.0	26.47	Peak	28.00	200	Horizontal	Pass
2**	4153.500	37.99	-4.96	54.0	16.01	AV	28.00	200	Horizontal	Pass
3	5185.250	102.28	-2.62	--	--	Peak	149.00	150	Horizontal	N/A
3**	5185.250	94.13	-2.62	--	--	AV	149.00	150	Horizontal	N/A
4	7710.250	52.45	1.27	74.0	21.55	Peak	37.00	400	Horizontal	Pass
4**	7710.250	43.75	1.27	54.0	10.25	AV	37.00	400	Horizontal	Pass
5	10706.787	51.24	-2.33	74.0	22.76	Peak	360.00	150	Horizontal	Pass
5**	10706.787	42.28	-2.33	54.0	11.72	AV	360.00	150	Horizontal	Pass
6	15751.162	51.55	0.34	74.0	22.45	Peak	28.00	200	Horizontal	Pass
6**	15751.162	42.71	0.34	54.0	11.29	AV	28.00	200	Horizontal	Pass

11ac40, U-NII-1, 1 GHz to 18 GHz, Low Channel, ANT V

No.	Frequency (MHz)	Results (dBuV/m)	Factor (dB)	Limit (dBuV/m)	Margin (dB)	Detector	Table (Degree)	Height (cm)	Antenna	Verdict
1	1498.200	41.44	-17.18	74.0	32.56	Peak	300.00	200	Vertical	Pass
1**	1498.200	34.25	-17.18	54.0	19.75	AV	300.00	200	Vertical	Pass
2	4176.500	47.26	-4.49	74.0	26.74	Peak	208.00	100	Vertical	Pass
2**	4176.500	38.86	-4.49	54.0	15.14	AV	208.00	100	Vertical	Pass
3	5181.750	100.33	-2.17	--	--	Peak	166.00	200	Vertical	N/A
3**	5181.750	92.89	-2.17	--	--	AV	166.00	200	Vertical	N/A
4	7695.250	52.17	0.97	74.0	21.83	Peak	360.00	400	Vertical	Pass
4**	7695.250	42.89	0.97	54.0	11.11	AV	360.00	400	Vertical	Pass
5	10817.463	51.61	-2.61	74.0	22.39	Peak	167.00	200	Vertical	Pass
5**	10817.463	41.98	-2.61	54.0	12.02	AV	167.00	200	Vertical	Pass
6	15486.300	51.71	-0.57	74.0	22.29	Peak	28.00	300	Vertical	Pass
6**	15486.300	42.45	-0.57	54.0	11.55	AV	28.00	300	Vertical	Pass

11ac40, U-NII-1, 1 GHz to 18 GHz, High Channel, ANT H

No.	Frequency (MHz)	Results (dBuV/m)	Factor (dB)	Limit (dBuV/m)	Margin (dB)	Detector	Table (Degree)	Height (cm)	Antenna	Verdict
1	1498.800	39.14	-17.14	74.0	34.86	Peak	91.00	400	Horizontal	Pass
1**	1498.800	28.02	-17.14	54.0	25.98	AV	91.00	400	Horizontal	Pass
2	4057.250	48.56	-4.81	74.0	25.44	Peak	11.00	300	Horizontal	Pass
2**	4057.250	38.26	-4.81	54.0	15.74	AV	11.00	300	Horizontal	Pass
3	5233.500	101.67	-3.08	--	--	Peak	149.00	150	Horizontal	N/A
3**	5233.500	94.70	-3.08	--	--	AV	149.00	150	Horizontal	N/A
4	7709.750	53.16	1.27	74.0	20.84	Peak	314.00	300	Horizontal	Pass
4**	7709.750	44.02	1.27	54.0	9.98	AV	314.00	300	Horizontal	Pass
5	10959.013	51.23	-2.35	74.0	22.77	Peak	288.00	200	Horizontal	Pass
5**	10959.013	41.79	-2.35	54.0	12.21	AV	288.00	200	Horizontal	Pass
6	15740.401	51.88	0.24	74.0	22.12	Peak	128.00	200	Horizontal	Pass
6**	15740.401	42.09	0.24	54.0	11.91	AV	128.00	200	Horizontal	Pass

11ac40, U-NII-1, 1 GHz to 18 GHz, High Channel, ANT V

No.	Frequency (MHz)	Results (dBuV/m)	Factor (dB)	Limit (dBuV/m)	Margin (dB)	Detector	Table (Degree)	Height (cm)	Antenna	Verdict
1	1494.000	41.57	-17.48	74.0	32.43	Peak	312.00	400	Vertical	Pass
1**	1494.000	32.73	-17.48	54.0	21.27	AV	312.00	400	Vertical	Pass
2	4295.250	47.94	-4.93	74.0	26.06	Peak	130.00	300	Vertical	Pass
2**	4295.250	39.65	-4.93	54.0	14.35	AV	130.00	300	Vertical	Pass
3	5231.500	100.23	-3.07	--	--	Peak	155.00	100	Vertical	N/A
3**	5231.500	93.73	-3.07	--	--	AV	155.00	100	Vertical	N/A
4	7470.500	52.77	0.66	74.0	21.23	Peak	259.00	200	Vertical	Pass
4**	7470.500	42.92	0.66	54.0	11.08	AV	259.00	200	Vertical	Pass
5	11123.125	51.81	-0.98	74.0	22.19	Peak	247.00	200	Vertical	Pass
5**	11123.125	42.73	-0.98	54.0	11.27	AV	247.00	200	Vertical	Pass
6	15746.700	52.14	0.33	74.0	21.86	Peak	0.00	300	Vertical	Pass
6**	15746.700	42.61	0.33	54.0	11.39	AV	0.00	300	Vertical	Pass

11ac80, U-NII-1, 1 GHz to 18 GHz, Middle Channel, ANT H

No.	Frequency (MHz)	Results (dBuV/m)	Factor (dB)	Limit (dBuV/m)	Margin (dB)	Detector	Table (Degree)	Height (cm)	Antenna	Verdict
1	1497.100	38.01	-17.28	74.0	35.99	Peak	81.00	100	Horizontal	Pass
1**	1497.100	30.63	-17.28	54.0	23.37	AV	81.00	100	Horizontal	Pass
2	4297.750	48.00	-5.21	74.0	26.00	Peak	181.00	300	Horizontal	Pass
2**	4297.750	38.58	-5.21	54.0	15.42	AV	181.00	300	Horizontal	Pass
3	5215.750	98.07	-3.16	--	--	Peak	156.00	150	Horizontal	N/A
3**	5215.750	90.27	-3.16	--	--	AV	156.00	150	Horizontal	N/A
4	7540.250	52.66	0.87	74.0	21.34	Peak	181.00	400	Horizontal	Pass
4**	7540.250	42.77	0.87	54.0	11.23	AV	181.00	400	Horizontal	Pass
5	11361.575	51.41	-1.81	74.0	22.59	Peak	201.00	100	Horizontal	Pass
5**	11361.575	41.74	-1.81	54.0	12.26	AV	201.00	100	Horizontal	Pass
6	16098.187	51.71	0.09	74.0	22.29	Peak	252.00	200	Horizontal	Pass
6**	16098.187	42.19	0.09	54.0	11.81	AV	252.00	200	Horizontal	Pass

11ac80, U-NII-1, 1 GHz to 18 GHz, Middle Channel, ANT V

No.	Frequency (MHz)	Results (dBuV/m)	Factor (dB)	Limit (dBuV/m)	Margin (dB)	Detector	Table (Degree)	Height (cm)	Antenna	Verdict
1	1496.900	41.88	-17.30	74.0	32.12	Peak	308.00	300	Vertical	Pass
1**	1496.900	32.73	-17.30	54.0	21.27	AV	308.00	300	Vertical	Pass
2	4160.750	47.35	-5.00	74.0	26.65	Peak	339.00	100	Vertical	Pass
2**	4160.750	38.22	-5.00	54.0	15.78	AV	339.00	100	Vertical	Pass
3	5216.750	96.90	-3.22	--	--	Peak	157.00	200	Vertical	N/A
3**	5216.750	89.49	-3.22	--	--	AV	157.00	200	Vertical	N/A
4	7368.250	52.47	-0.76	74.0	21.53	Peak	166.00	100	Vertical	Pass
4**	7368.250	43.18	-0.76	54.0	10.82	AV	166.00	100	Vertical	Pass
5	11116.474	51.40	-0.99	74.0	22.60	Peak	92.00	150	Vertical	Pass
5**	11116.474	43.19	-0.99	54.0	10.81	AV	92.00	150	Vertical	Pass
6	15755.362	51.43	0.23	74.0	22.57	Peak	0.00	200	Vertical	Pass
6**	15755.362	42.50	0.23	54.0	11.50	AV	0.00	200	Vertical	Pass

11a, U-NII-2A, 1 GHz to 18 GHz, Low Channel, ANT H

No.	Frequency (MHz)	Results (dBuV/m)	Factor (dB)	Limit (dBuV/m)	Margin (dB)	Detector	Table (Degree)	Height (cm)	Antenna	Verdict
1	1498.000	39.86	-17.20	74.0	34.14	Peak	230.00	100	Horizontal	Pass
1**	1498.000	30.01	-17.20	54.0	23.99	AV	230.00	100	Horizontal	Pass
2	4207.750	47.15	-4.90	74.0	26.85	Peak	49.00	400	Horizontal	Pass
2**	4207.750	37.91	-4.90	54.0	16.09	AV	49.00	400	Horizontal	Pass
3	5263.000	106.46	-3.50	--	--	Peak	146.00	150	Horizontal	N/A
3**	5263.000	98.14	-3.50	--	--	AV	146.00	150	Horizontal	N/A
4	7409.000	52.26	0.24	74.0	21.74	Peak	154.00	400	Horizontal	Pass
4**	7409.000	42.81	0.24	54.0	11.19	AV	154.00	400	Horizontal	Pass
5	10803.450	51.59	-2.94	74.0	22.41	Peak	140.00	150	Horizontal	Pass
5**	10803.450	41.25	-2.94	54.0	12.75	AV	140.00	150	Horizontal	Pass
6	15776.888	51.75	-0.36	74.0	22.25	Peak	113.00	400	Horizontal	Pass
6**	15776.888	43.24	-0.36	54.0	10.76	AV	113.00	400	Horizontal	Pass

11a, U-NII-2A, 1 GHz to 18 GHz, Low Channel, ANT V

No.	Frequency (MHz)	Results (dBuV/m)	Factor (dB)	Limit (dBuV/m)	Margin (dB)	Detector	Table (Degree)	Height (cm)	Antenna	Verdict
1	1495.000	42.16	-17.44	74.0	31.84	Peak	307.00	400	Vertical	Pass
1**	1495.000	32.26	-17.44	54.0	21.74	AV	307.00	400	Vertical	Pass
2	4152.000	47.88	-4.68	74.0	26.12	Peak	271.00	100	Vertical	Pass
2**	4152.000	38.57	-4.68	54.0	15.43	AV	271.00	100	Vertical	Pass
3	5259.000	104.28	-3.61	--	--	Peak	157.00	100	Vertical	N/A
3**	5259.000	98.56	-3.61	--	--	AV	157.00	100	Vertical	N/A
4	7426.750	52.01	1.73	74.0	21.99	Peak	193.00	200	Vertical	Pass
4**	7426.750	43.89	1.73	54.0	10.11	AV	193.00	200	Vertical	Pass
5	11096.526	51.67	-1.07	74.0	22.33	Peak	360.00	150	Vertical	Pass
5**	11096.526	41.66	-1.07	54.0	12.34	AV	360.00	150	Vertical	Pass
6	15743.813	51.41	0.29	74.0	22.59	Peak	0.00	400	Vertical	Pass
6**	15743.813	43.77	0.29	54.0	10.23	AV	0.00	400	Vertical	Pass

11a, U-NII-2A, 1 GHz to 18 GHz, Middle Channel, ANT H

No.	Frequency (MHz)	Results (dBuV/m)	Factor (dB)	Limit (dBuV/m)	Margin (dB)	Detector	Table (Degree)	Height (cm)	Antenna	Verdict
1	1503.100	39.13	-17.30	74.0	34.87	Peak	0.00	100	Horizontal	Pass
1**	1503.100	29.33	-17.30	54.0	24.67	AV	0.00	100	Horizontal	Pass
2	4321.000	48.69	-5.30	74.0	25.31	Peak	210.00	300	Horizontal	Pass
2**	4321.000	38.42	-5.30	54.0	15.58	AV	210.00	300	Horizontal	Pass
3	5304.750	107.10	-3.07	--	--	Peak	166.00	200	Horizontal	N/A
3**	5304.750	99.12	-3.07	--	--	AV	166.00	200	Horizontal	N/A
4	7498.750	52.30	-0.39	74.0	21.70	Peak	106.00	100	Horizontal	Pass
4**	7498.750	42.35	-0.39	54.0	11.65	AV	106.00	100	Horizontal	Pass
5	10826.963	51.68	-2.38	74.0	22.32	Peak	33.00	200	Horizontal	Pass
5**	10826.963	41.88	-2.38	54.0	12.12	AV	33.00	200	Horizontal	Pass
6	15750.901	51.43	0.35	74.0	22.57	Peak	252.00	100	Horizontal	Pass
6**	15750.901	43.10	0.35	54.0	10.90	AV	252.00	100	Horizontal	Pass

11a, U-NII-2A, 1 GHz to 18 GHz, Middle Channel, ANT V

No.	Frequency (MHz)	Results (dBuV/m)	Factor (dB)	Limit (dBuV/m)	Margin (dB)	Detector	Table (Degree)	Height (cm)	Antenna	Verdict
1	1500.100	41.78	-17.03	74.0	32.22	Peak	305.00	200	Vertical	Pass
1**	1500.100	33.26	-17.03	54.0	20.74	AV	305.00	200	Vertical	Pass
2	4156.500	47.86	-4.79	74.0	26.14	Peak	40.00	100	Vertical	Pass
2**	4156.500	38.77	-4.79	54.0	15.23	AV	40.00	100	Vertical	Pass
3	5300.500	105.03	-3.11	--	--	Peak	154.00	100	Vertical	N/A
3**	5300.500	96.77	-3.11	--	--	AV	154.00	100	Vertical	N/A
4	7425.750	52.51	1.41	74.0	21.49	Peak	6.00	400	Vertical	Pass
4**	7425.750	43.46	1.41	54.0	10.54	AV	6.00	400	Vertical	Pass
5	10819.599	51.75	-2.55	74.0	22.25	Peak	126.00	150	Vertical	Pass
5**	10819.599	42.89	-2.55	54.0	11.11	AV	126.00	150	Vertical	Pass
6	15749.063	50.99	0.36	74.0	23.01	Peak	292.00	150	Vertical	Pass
6**	15749.063	42.81	0.36	54.0	11.19	AV	292.00	150	Vertical	Pass

11a, U-NII-2A, 1 GHz to 18 GHz, High Channel, ANT H

No.	Frequency (MHz)	Results (dBuV/m)	Factor (dB)	Limit (dBuV/m)	Margin (dB)	Detector	Table (Degree)	Height (cm)	Antenna	Verdict
1	1494.400	37.88	-17.47	74.0	36.12	Peak	151.00	200	Horizontal	Pass
1**	1494.400	29.04	-17.47	54.0	24.96	AV	151.00	200	Horizontal	Pass
2	4293.250	47.76	-4.68	74.0	26.24	Peak	27.00	200	Horizontal	Pass
2**	4293.250	38.47	-4.68	54.0	15.53	AV	27.00	200	Horizontal	Pass
3	5322.000	108.06	-3.32	--	--	Peak	166.00	150	Horizontal	N/A
3**	5322.000	99.89	-3.32	--	--	AV	166.00	150	Horizontal	N/A
4	7093.500	55.15	-1.21	68.2	13.05	Peak	35.00	150	Horizontal	Pass
4**	7093.500	50.90	-1.21	--	--	AV	35.00	150	Horizontal	N/A
5	10813.662	51.71	-2.70	74.0	22.29	Peak	201.00	200	Horizontal	Pass
5**	10813.662	43.45	-2.70	54.0	10.55	AV	201.00	200	Horizontal	Pass
6	15771.900	51.34	-0.23	74.0	22.66	Peak	227.00	100	Horizontal	Pass
6**	15771.900	42.82	-0.23	54.0	11.18	AV	227.00	100	Horizontal	Pass

11a, U-NII-2A, 1 GHz to 18 GHz, High Channel, ANT V

No.	Frequency (MHz)	Results (dBuV/m)	Factor (dB)	Limit (dBuV/m)	Margin (dB)	Detector	Table (Degree)	Height (cm)	Antenna	Verdict
1	1499.500	41.46	-17.08	74.0	32.54	Peak	300.00	200	Vertical	Pass
1**	1499.500	30.35	-17.08	54.0	23.65	AV	300.00	200	Vertical	Pass
2	4335.000	47.68	-5.23	74.0	26.32	Peak	329.00	200	Vertical	Pass
2**	4335.000	37.97	-5.23	54.0	16.03	AV	329.00	200	Vertical	Pass
3	5319.000	106.25	-3.50	--	--	Peak	157.00	150	Vertical	N/A
3**	5319.000	99.27	-3.50	--	--	AV	157.00	150	Vertical	N/A
4	7438.250	52.77	0.19	74.0	21.23	Peak	329.00	200	Vertical	Pass
4**	7438.250	42.84	0.19	54.0	11.16	AV	329.00	200	Vertical	Pass
5	11075.387	51.43	-1.47	74.0	22.57	Peak	0.00	150	Vertical	Pass
5**	11075.387	41.74	-1.47	54.0	12.26	AV	0.00	150	Vertical	Pass
6	15998.175	51.65	-0.30	74.0	22.35	Peak	115.00	200	Vertical	Pass
6**	15998.175	41.57	-0.30	54.0	12.43	AV	115.00	200	Vertical	Pass

11n20, U-NII-2A, 1 GHz to 18 GHz, Low Channel, ANT H

No.	Frequency (MHz)	Results (dBuV/m)	Factor (dB)	Limit (dBuV/m)	Margin (dB)	Detector	Table (Degree)	Height (cm)	Antenna	Verdict
1	1439.600	38.91	-16.91	74.0	35.09	Peak	152.00	300	Horizontal	Pass
1**	1439.600	29.05	-16.91	54.0	24.95	AV	152.00	300	Horizontal	Pass
2	4094.000	47.73	-4.74	74.0	26.27	Peak	166.00	400	Horizontal	Pass
2**	4094.000	38.33	-4.74	54.0	15.67	AV	166.00	400	Horizontal	Pass
3	5263.500	105.77	-3.41	--	--	Peak	166.00	150	Horizontal	N/A
3**	5263.500	98.20	-3.41	--	--	AV	166.00	150	Horizontal	N/A
4	7013.250	53.51	-1.65	68.2	14.69	Peak	37.00	150	Horizontal	Pass
4**	7013.250	49.44	-1.65	--	--	AV	37.00	150	Horizontal	N/A
5	10718.188	51.65	-2.15	74.0	22.35	Peak	201.00	150	Horizontal	Pass
5**	10718.188	41.79	-2.15	54.0	12.21	AV	201.00	150	Horizontal	Pass
6	15782.662	52.06	-0.52	74.0	21.94	Peak	115.00	400	Horizontal	Pass
6**	15782.662	42.47	-0.52	54.0	11.53	AV	115.00	400	Horizontal	Pass

11n20, U-NII-2A, 1 GHz to 18 GHz, Low Channel, ANT V

No.	Frequency (MHz)	Results (dBuV/m)	Factor (dB)	Limit (dBuV/m)	Margin (dB)	Detector	Table (Degree)	Height (cm)	Antenna	Verdict
1	1493.800	43.10	-17.47	74.0	30.90	Peak	306.00	100	Vertical	Pass
1**	1493.800	28.19	-17.47	54.0	25.81	AV	306.00	100	Vertical	Pass
2	4223.750	47.62	-5.06	74.0	26.38	Peak	120.00	400	Vertical	Pass
2**	4223.750	38.89	-5.06	54.0	15.11	AV	120.00	400	Vertical	Pass
3	5258.500	104.65	-3.64	--	--	Peak	156.00	100	Vertical	N/A
3**	5258.500	96.69	-3.64	--	--	AV	156.00	100	Vertical	N/A
4	7516.500	52.19	1.09	74.0	21.81	Peak	360.00	400	Vertical	Pass
4**	7516.500	43.05	1.09	54.0	10.95	AV	360.00	400	Vertical	Pass
5	11053.776	51.86	-1.87	74.0	22.14	Peak	57.00	100	Vertical	Pass
5**	11053.776	41.80	-1.87	54.0	12.20	AV	57.00	100	Vertical	Pass
6	15771.112	51.32	-0.20	74.0	22.68	Peak	0.00	100	Vertical	Pass
6**	15771.112	41.66	-0.20	54.0	12.34	AV	0.00	100	Vertical	Pass

11n20, U-NII-2A, 1 GHz to 18 GHz, Middle Channel, ANT H

No.	Frequency (MHz)	Results (dBuV/m)	Factor (dB)	Limit (dBuV/m)	Margin (dB)	Detector	Table (Degree)	Height (cm)	Antenna	Verdict
1	1496.600	38.04	-17.33	74.0	35.96	Peak	78.00	100	Horizontal	Pass
1**	1496.600	29.36	-17.33	54.0	24.64	AV	78.00	100	Horizontal	Pass
2	4178.500	47.53	-4.39	74.0	26.47	Peak	86.00	400	Horizontal	Pass
2**	4178.500	37.84	-4.39	54.0	16.16	AV	86.00	400	Horizontal	Pass
3	5302.000	106.77	-3.01	--	--	Peak	163.00	150	Horizontal	N/A
3**	5302.000	99.63	-3.01	--	--	AV	163.00	150	Horizontal	N/A
4	7066.750	54.08	-0.76	68.2	14.12	Peak	331.00	150	Horizontal	Pass
4**	7066.750	50.44	-0.76	--	--	AV	331.00	150	Horizontal	N/A
5	11116.951	51.45	-0.99	74.0	22.55	Peak	57.00	200	Horizontal	Pass
5**	11116.951	42.36	-0.99	54.0	11.64	AV	57.00	200	Horizontal	Pass
6	15781.875	51.52	-0.50	74.0	22.48	Peak	200.00	300	Horizontal	Pass
6**	15781.875	41.57	-0.50	54.0	12.43	AV	200.00	300	Horizontal	Pass

11n20, U-NII-2A, 1 GHz to 18 GHz, Middle Channel, ANT V

No.	Frequency (MHz)	Results (dBuV/m)	Factor (dB)	Limit (dBuV/m)	Margin (dB)	Detector	Table (Degree)	Height (cm)	Antenna	Verdict
1	1495.500	42.02	-17.41	74.0	31.98	Peak	314.00	400	Vertical	Pass
1**	1495.500	30.56	-17.41	54.0	23.44	AV	314.00	400	Vertical	Pass
2	4295.500	47.72	-4.92	74.0	26.28	Peak	135.00	300	Vertical	Pass
2**	4295.500	37.75	-4.92	54.0	16.25	AV	135.00	300	Vertical	Pass
3	5302.750	104.72	-3.04	--	--	Peak	152.00	200	Vertical	N/A
3**	5302.750	96.66	-3.04	--	--	AV	152.00	200	Vertical	N/A
4	7471.000	52.34	0.75	74.0	21.66	Peak	232.00	150	Vertical	Pass
4**	7471.000	42.54	0.75	54.0	11.46	AV	232.00	150	Vertical	Pass
5	11056.862	51.52	-1.81	74.0	22.48	Peak	104.00	200	Vertical	Pass
5**	11056.862	42.47	-1.81	54.0	11.53	AV	104.00	200	Vertical	Pass
6	15766.388	51.41	-0.07	74.0	22.59	Peak	202.00	200	Vertical	Pass
6**	15766.388	42.43	-0.07	54.0	11.57	AV	202.00	200	Vertical	Pass

11n20, U-NII-2A, 1 GHz to 18 GHz, High Channel, ANT H

No.	Frequency (MHz)	Results (dBuV/m)	Factor (dB)	Limit (dBuV/m)	Margin (dB)	Detector	Table (Degree)	Height (cm)	Antenna	Verdict
1	1439.800	38.35	-16.92	74.0	35.65	Peak	0.00	300	Horizontal	Pass
1**	1439.800	29.88	-16.92	54.0	24.12	AV	0.00	300	Horizontal	Pass
2	4274.250	47.65	-4.91	74.0	26.35	Peak	183.00	300	Horizontal	Pass
2**	4274.250	37.98	-4.91	54.0	16.02	AV	183.00	300	Horizontal	Pass
3	5321.500	107.53	-3.33	--	--	Peak	166.00	100	Horizontal	N/A
3**	5321.500	99.85	-3.33	--	--	AV	166.00	100	Horizontal	N/A
4	7093.250	54.00	-1.19	68.2	14.20	Peak	54.00	150	Horizontal	Pass
4**	7093.250	50.08	-1.19	--	--	AV	54.00	150	Horizontal	N/A
5	10819.599	51.23	-2.55	74.0	22.77	Peak	356.00	150	Horizontal	Pass
5**	10819.599	42.35	-2.55	54.0	11.65	AV	356.00	150	Horizontal	Pass
6	15769.800	50.77	-0.17	74.0	23.23	Peak	188.00	200	Horizontal	Pass
6**	15769.800	41.46	-0.17	54.0	12.54	AV	188.00	200	Horizontal	Pass

11n20, U-NII-2A, 1 GHz to 18 GHz, High Channel, ANT V

No.	Frequency (MHz)	Results (dBuV/m)	Factor (dB)	Limit (dBuV/m)	Margin (dB)	Detector	Table (Degree)	Height (cm)	Antenna	Verdict
1	1495.000	41.37	-17.44	74.0	32.63	Peak	303.00	400	Vertical	Pass
1**	1495.000	31.00	-17.44	54.0	23.00	AV	303.00	400	Vertical	Pass
2	4139.250	47.54	-4.47	74.0	26.46	Peak	295.00	100	Vertical	Pass
2**	4139.250	38.46	-4.47	54.0	15.54	AV	295.00	100	Vertical	Pass
3	5323.000	104.22	-3.30	--	--	Peak	158.00	200	Vertical	N/A
3**	5323.000	96.36	-3.30	--	--	AV	158.00	200	Vertical	N/A
4	7339.500	52.54	0.06	74.0	21.46	Peak	10.00	300	Vertical	Pass
4**	7339.500	42.64	0.06	54.0	11.36	AV	10.00	300	Vertical	Pass
5	11385.562	51.38	-1.71	74.0	22.62	Peak	274.00	200	Vertical	Pass
5**	11385.562	42.19	-1.71	54.0	11.81	AV	274.00	200	Vertical	Pass
6	15759.300	51.79	0.12	74.0	22.21	Peak	290.00	100	Vertical	Pass
6**	15759.300	43.11	0.12	54.0	10.89	AV	290.00	100	Vertical	Pass

11n40, U-NII-2A, 1 GHz to 18 GHz, Low Channel, ANT H

No.	Frequency (MHz)	Results (dBuV/m)	Factor (dB)	Limit (dBuV/m)	Margin (dB)	Detector	Table (Degree)	Height (cm)	Antenna	Verdict
1	1617.500	38.14	-16.79	74.0	35.86	Peak	327.00	200	Horizontal	Pass
1**	1617.500	28.72	-16.79	54.0	25.28	AV	327.00	200	Horizontal	Pass
2	4127.000	47.36	-4.42	74.0	26.64	Peak	329.00	400	Horizontal	Pass
2**	4127.000	38.71	-4.42	54.0	15.29	AV	329.00	400	Horizontal	Pass
3	5275.500	102.31	-3.02	--	--	Peak	164.00	200	Horizontal	N/A
3**	5275.500	94.55	-3.02	--	--	AV	164.00	200	Horizontal	N/A
4	7026.500	54.05	-1.80	68.2	14.15	Peak	32.00	150	Horizontal	Pass
4**	7026.500	48.31	-1.80	--	--	AV	32.00	150	Horizontal	N/A
5	10852.850	51.94	-1.90	74.0	22.06	Peak	58.00	150	Horizontal	Pass
5**	10852.850	41.49	-1.90	54.0	12.51	AV	58.00	150	Horizontal	Pass
6	15499.688	51.10	-0.79	74.0	22.90	Peak	353.00	300	Horizontal	Pass
6**	15499.688	41.26	-0.79	54.0	12.74	AV	353.00	300	Horizontal	Pass

11n40, U-NII-2A, 1 GHz to 18 GHz, Low Channel, ANT V

No.	Frequency (MHz)	Results (dBuV/m)	Factor (dB)	Limit (dBuV/m)	Margin (dB)	Detector	Table (Degree)	Height (cm)	Antenna	Verdict
1	1493.500	41.95	-17.44	74.0	32.05	Peak	310.00	300	Vertical	Pass
1**	1493.500	35.03	-17.44	54.0	18.97	AV	310.00	300	Vertical	Pass
2	4074.000	47.73	-4.86	74.0	26.27	Peak	79.00	300	Vertical	Pass
2**	4074.000	38.47	-4.86	54.0	15.53	AV	79.00	300	Vertical	Pass
3	5268.000	100.56	-3.35	--	--	Peak	157.00	150	Vertical	N/A
3**	5268.000	93.21	-3.35	--	--	AV	157.00	150	Vertical	N/A
4	7381.500	52.52	-1.33	74.0	21.48	Peak	166.00	100	Vertical	Pass
4**	7381.500	41.96	-1.33	54.0	12.04	AV	166.00	100	Vertical	Pass
5	10854.275	52.25	-1.94	74.0	21.75	Peak	274.00	200	Vertical	Pass
5**	10854.275	42.00	-1.94	54.0	12.00	AV	274.00	200	Vertical	Pass
6	15754.575	51.17	0.25	74.0	22.83	Peak	360.00	400	Vertical	Pass
6**	15754.575	42.56	0.25	54.0	11.44	AV	360.00	400	Vertical	Pass

11n40, U-NII-2A, 1 GHz to 18 GHz, High Channel, ANT H

No.	Frequency (MHz)	Results (dBuV/m)	Factor (dB)	Limit (dBuV/m)	Margin (dB)	Detector	Table (Degree)	Height (cm)	Antenna	Verdict
1	1583.700	38.27	-17.28	74.0	35.73	Peak	247.00	200	Horizontal	Pass
1**	1583.700	29.49	-17.28	54.0	24.51	AV	247.00	200	Horizontal	Pass
2	4133.750	47.45	-4.48	74.0	26.55	Peak	312.00	300	Horizontal	Pass
2**	4133.750	38.59	-4.48	54.0	15.41	AV	312.00	300	Horizontal	Pass
3	5308.500	103.25	-3.48	--	--	Peak	166.00	200	Horizontal	N/A
3**	5308.500	95.75	-3.48	--	--	AV	166.00	200	Horizontal	N/A
4	7080.000	54.31	-0.98	68.2	13.89	Peak	243.00	150	Horizontal	Pass
4**	7080.000	50.17	-0.98	--	--	AV	243.00	150	Horizontal	N/A
5	11120.750	51.82	-0.98	74.0	22.18	Peak	352.00	200	Horizontal	Pass
5**	11120.750	43.35	-0.98	54.0	10.65	AV	352.00	200	Horizontal	Pass
6	15784.762	51.51	-0.58	74.0	22.49	Peak	51.00	400	Horizontal	Pass
6**	15784.762	42.01	-0.58	54.0	11.99	AV	51.00	400	Horizontal	Pass

11n40, U-NII-2A, 1 GHz to 18 GHz, High Channel, ANT V

No.	Frequency (MHz)	Results (dBuV/m)	Factor (dB)	Limit (dBuV/m)	Margin (dB)	Detector	Table (Degree)	Height (cm)	Antenna	Verdict
1	1492.800	41.57	-17.36	74.0	32.43	Peak	306.00	100	Vertical	Pass
1**	1492.800	29.63	-17.36	54.0	24.37	AV	306.00	100	Vertical	Pass
2	4212.500	47.82	-5.10	74.0	26.18	Peak	119.00	300	Vertical	Pass
2**	4212.500	38.41	-5.10	54.0	15.59	AV	119.00	300	Vertical	Pass
3	5311.750	101.35	-3.33	--	--	Peak	154.00	200	Vertical	N/A
3**	5311.750	93.91	-3.33	--	--	AV	154.00	200	Vertical	N/A
4	7709.750	52.08	1.27	74.0	21.92	Peak	190.00	400	Vertical	Pass
4**	7709.750	43.56	1.27	54.0	10.44	AV	190.00	400	Vertical	Pass
5	10808.912	51.36	-2.81	74.0	22.64	Peak	264.00	200	Vertical	Pass
5**	10808.912	41.39	-2.81	54.0	12.61	AV	264.00	200	Vertical	Pass
6	15754.838	52.36	0.24	74.0	21.64	Peak	28.00	300	Vertical	Pass
6**	15754.838	42.84	0.24	54.0	11.16	AV	28.00	300	Vertical	Pass

11ac20, U-NII-2A, 1 GHz to 18 GHz, Low Channel, ANT H

No.	Frequency (MHz)	Results (dBuV/m)	Factor (dB)	Limit (dBuV/m)	Margin (dB)	Detector	Table (Degree)	Height (cm)	Antenna	Verdict
1	1567.600	38.91	-17.48	74.0	35.09	Peak	184.00	300	Horizontal	Pass
1**	1567.600	28.90	-17.48	54.0	25.10	AV	184.00	300	Horizontal	Pass
2	4153.750	47.57	-5.01	74.0	26.43	Peak	287.00	300	Horizontal	Pass
2**	4153.750	37.79	-5.01	54.0	16.21	AV	287.00	300	Horizontal	Pass
3	5265.750	105.33	-3.43	--	--	Peak	149.00	100	Horizontal	N/A
3**	5265.750	96.94	-3.43	--	--	AV	149.00	100	Horizontal	N/A
4	7013.500	53.85	-1.70	68.2	14.35	Peak	331.00	150	Horizontal	Pass
4**	7013.500	50.45	-1.70	--	--	AV	331.00	150	Horizontal	N/A
5	11146.401	51.76	-0.95	74.0	22.24	Peak	297.00	200	Horizontal	Pass
5**	11146.401	42.30	-0.95	54.0	11.70	AV	297.00	200	Horizontal	Pass
6	15507.037	51.33	-0.85	74.0	22.67	Peak	360.00	100	Horizontal	Pass
6**	15507.037	41.43	-0.85	54.0	12.57	AV	360.00	100	Horizontal	Pass

11ac20, U-NII-2A, 1 GHz to 18 GHz, Low Channel, ANT V

No.	Frequency (MHz)	Results (dBuV/m)	Factor (dB)	Limit (dBuV/m)	Margin (dB)	Detector	Table (Degree)	Height (cm)	Antenna	Verdict
1	1493.000	40.99	-17.38	74.0	33.01	Peak	310.00	400	Vertical	Pass
1**	1493.000	31.80	-17.38	54.0	22.20	AV	310.00	400	Vertical	Pass
2	4222.750	47.78	-5.08	74.0	26.22	Peak	225.00	100	Vertical	Pass
2**	4222.750	38.48	-5.08	54.0	15.52	AV	225.00	100	Vertical	Pass
3	5259.500	103.95	-3.60	--	--	Peak	152.00	150	Vertical	N/A
3**	5259.500	97.21	-3.60	--	--	AV	152.00	150	Vertical	N/A
4	7630.500	52.16	-0.00	74.0	21.84	Peak	0.00	200	Vertical	Pass
4**	7630.500	42.80	-0.00	54.0	11.20	AV	0.00	200	Vertical	Pass
5	11166.588	52.21	-1.23	74.0	21.79	Peak	82.00	200	Vertical	Pass
5**	11166.588	41.21	-1.23	54.0	12.79	AV	82.00	200	Vertical	Pass
6	15743.025	50.96	0.28	74.0	23.04	Peak	215.00	300	Vertical	Pass
6**	15743.025	43.31	0.28	54.0	10.69	AV	215.00	300	Vertical	Pass

11ac20, U-NII-2A, 1 GHz to 18 GHz, Middle Channel, ANT H

No.	Frequency (MHz)	Results (dBuV/m)	Factor (dB)	Limit (dBuV/m)	Margin (dB)	Detector	Table (Degree)	Height (cm)	Antenna	Verdict
1	1440.900	38.10	-16.99	74.0	35.90	Peak	57.00	200	Horizontal	Pass
1**	1440.900	29.89	-16.99	54.0	24.11	AV	57.00	200	Horizontal	Pass
2	4236.500	47.46	-5.04	74.0	26.54	Peak	297.00	300	Horizontal	Pass
2**	4236.500	38.82	-5.04	54.0	15.18	AV	297.00	300	Horizontal	Pass
3	5300.750	106.89	-3.09	--	--	Peak	169.00	150	Horizontal	N/A
3**	5300.750	98.99	-3.09	--	--	AV	169.00	150	Horizontal	N/A
4	7066.750	54.90	-0.76	68.2	13.30	Peak	57.00	150	Horizontal	Pass
4**	7066.750	51.24	-0.76	--	--	AV	57.00	150	Horizontal	N/A
5	11377.963	51.67	-1.74	74.0	22.33	Peak	258.00	100	Horizontal	Pass
5**	11377.963	42.39	-1.74	54.0	11.61	AV	258.00	100	Horizontal	Pass
6	15761.401	51.29	0.06	74.0	22.71	Peak	291.00	200	Horizontal	Pass
6**	15761.401	41.83	0.06	54.0	12.17	AV	291.00	200	Horizontal	Pass

11ac20, U-NII-2A, 1 GHz to 18 GHz, Middle Channel, ANT V

No.	Frequency (MHz)	Results (dBuV/m)	Factor (dB)	Limit (dBuV/m)	Margin (dB)	Detector	Table (Degree)	Height (cm)	Antenna	Verdict
1	1495.800	42.55	-17.39	74.0	31.45	Peak	312.00	100	Vertical	Pass
1**	1495.800	30.36	-17.39	54.0	23.64	AV	312.00	100	Vertical	Pass
2	3986.500	47.78	-5.34	74.0	26.22	Peak	198.00	300	Vertical	Pass
2**	3986.500	37.26	-5.34	54.0	16.74	AV	198.00	300	Vertical	Pass
3	5302.250	103.92	-3.02	--	--	Peak	156.00	100	Vertical	N/A
3**	5302.250	96.62	-3.02	--	--	AV	156.00	100	Vertical	N/A
4	7699.500	52.42	1.06	74.0	21.58	Peak	95.00	150	Vertical	Pass
4**	7699.500	42.57	1.06	54.0	11.43	AV	95.00	150	Vertical	Pass
5	11131.675	51.79	-0.97	74.0	22.21	Peak	274.00	100	Vertical	Pass
5**	11131.675	42.57	-0.97	54.0	11.43	AV	274.00	100	Vertical	Pass
6	15766.125	51.24	-0.07	74.0	22.76	Peak	151.00	300	Vertical	Pass
6**	15766.125	42.47	-0.07	54.0	11.53	AV	151.00	300	Vertical	Pass

11ac20, U-NII-2A, 1 GHz to 18 GHz, High Channel, ANT H

No.	Frequency (MHz)	Results (dBuV/m)	Factor (dB)	Limit (dBuV/m)	Margin (dB)	Detector	Table (Degree)	Height (cm)	Antenna	Verdict
1	1469.400	38.12	-17.20	74.0	35.88	Peak	15.00	200	Horizontal	Pass
1**	1469.400	28.57	-17.20	54.0	25.43	AV	15.00	200	Horizontal	Pass
2	4320.500	47.83	-5.15	74.0	26.17	Peak	88.00	400	Horizontal	Pass
2**	4320.500	37.72	-5.15	54.0	16.28	AV	88.00	400	Horizontal	Pass
3	5322.250	107.38	-3.31	--	--	Peak	168.00	200	Horizontal	N/A
3**	5322.250	98.89	-3.31	--	--	AV	168.00	200	Horizontal	N/A
4	7093.250	55.84	-1.19	68.2	12.36	Peak	88.00	150	Horizontal	Pass
4**	7093.250	50.86	-1.19	--	--	AV	88.00	150	Horizontal	N/A
5	10816.037	52.01	-2.64	74.0	21.99	Peak	223.00	200	Horizontal	Pass
5**	10816.037	42.05	-2.64	54.0	11.95	AV	223.00	200	Horizontal	Pass
6	15747.488	52.21	0.34	74.0	21.79	Peak	117.00	100	Horizontal	Pass
6**	15747.488	43.13	0.34	54.0	10.87	AV	117.00	100	Horizontal	Pass

11ac20, U-NII-2A, 1 GHz to 18 GHz, High Channel, ANT V

No.	Frequency (MHz)	Results (dBuV/m)	Factor (dB)	Limit (dBuV/m)	Margin (dB)	Detector	Table (Degree)	Height (cm)	Antenna	Verdict
1	1499.700	42.81	-17.06	74.0	31.19	Peak	313.00	400	Vertical	Pass
1**	1499.700	29.18	-17.06	54.0	24.82	AV	313.00	400	Vertical	Pass
2	4108.000	48.14	-4.67	74.0	25.86	Peak	236.00	400	Vertical	Pass
2**	4108.000	38.33	-4.67	54.0	15.67	AV	236.00	400	Vertical	Pass
3	5315.000	103.43	-3.61	--	--	Peak	149.00	100	Vertical	N/A
3**	5315.000	95.89	-3.61	--	--	AV	149.00	100	Vertical	N/A
4	7426.750	52.81	1.73	74.0	21.19	Peak	278.00	400	Vertical	Pass
4**	7426.750	44.39	1.73	54.0	9.61	AV	278.00	400	Vertical	Pass
5	10879.450	52.18	-2.62	74.0	21.82	Peak	19.00	100	Vertical	Pass
5**	10879.450	42.72	-2.62	54.0	11.28	AV	19.00	100	Vertical	Pass
6	15757.725	51.59	0.16	74.0	22.41	Peak	254.00	200	Vertical	Pass
6**	15757.725	42.97	0.16	54.0	11.03	AV	254.00	200	Vertical	Pass

11ac40, U-NII-2A, 1 GHz to 18 GHz, Low Channel, ANT H

No.	Frequency (MHz)	Results (dBuV/m)	Factor (dB)	Limit (dBuV/m)	Margin (dB)	Detector	Table (Degree)	Height (cm)	Antenna	Verdict
1	1496.900	39.45	-17.30	74.0	34.55	Peak	159.00	300	Horizontal	Pass
1**	1496.900	29.10	-17.30	54.0	24.90	AV	159.00	300	Horizontal	Pass
2	4279.000	47.53	-4.88	74.0	26.47	Peak	219.00	300	Horizontal	Pass
2**	4279.000	38.61	-4.88	54.0	15.39	AV	219.00	300	Horizontal	Pass
3	5274.250	103.51	-2.84	--	--	Peak	151.00	200	Horizontal	N/A
3**	5274.250	94.97	-2.84	--	--	AV	151.00	200	Horizontal	N/A
4	7026.750	54.53	-1.83	68.2	13.67	Peak	54.00	150	Horizontal	Pass
4**	7026.750	50.44	-1.83	--	--	AV	54.00	150	Horizontal	N/A
5	11089.875	51.27	-1.20	74.0	22.73	Peak	241.00	100	Horizontal	Pass
5**	11089.875	41.40	-1.20	54.0	12.60	AV	241.00	100	Horizontal	Pass
6	15740.925	51.45	0.25	74.0	22.55	Peak	304.00	100	Horizontal	Pass
6**	15740.925	42.46	0.25	54.0	11.54	AV	304.00	100	Horizontal	Pass

11ac40, U-NII-2A, 1 GHz to 18 GHz, Low Channel, ANT V

No.	Frequency (MHz)	Results (dBuV/m)	Factor (dB)	Limit (dBuV/m)	Margin (dB)	Detector	Table (Degree)	Height (cm)	Antenna	Verdict
1	1499.400	41.24	-17.09	74.0	32.76	Peak	319.00	100	Vertical	Pass
1**	1499.400	33.21	-17.09	54.0	20.79	AV	319.00	100	Vertical	Pass
2	4227.250	47.54	-4.73	74.0	26.46	Peak	210.00	100	Vertical	Pass
2**	4227.250	38.95	-4.73	54.0	15.05	AV	210.00	100	Vertical	Pass
3	5266.250	99.85	-3.41	--	--	Peak	158.00	150	Vertical	N/A
3**	5266.250	92.63	-3.41	--	--	AV	158.00	150	Vertical	N/A
4	7476.250	51.99	0.43	74.0	22.01	Peak	122.00	100	Vertical	Pass
4**	7476.250	43.07	0.43	54.0	10.93	AV	122.00	100	Vertical	Pass
5	11149.725	51.24	-0.95	74.0	22.76	Peak	102.00	100	Vertical	Pass
5**	11149.725	41.17	-0.95	54.0	12.83	AV	102.00	100	Vertical	Pass
6	15741.975	51.21	0.26	74.0	22.79	Peak	28.00	100	Vertical	Pass
6**	15741.975	42.64	0.26	54.0	11.36	AV	28.00	100	Vertical	Pass

11ac40, U-NII-2A, 1 GHz to 18 GHz, High Channel, ANT H

No.	Frequency (MHz)	Results (dBuV/m)	Factor (dB)	Limit (dBuV/m)	Margin (dB)	Detector	Table (Degree)	Height (cm)	Antenna	Verdict
1	1505.100	38.56	-17.40	74.0	35.44	Peak	325.00	100	Horizontal	Pass
1**	1505.100	29.40	-17.40	54.0	24.60	AV	325.00	100	Horizontal	Pass
2	4149.250	48.24	-4.92	74.0	25.76	Peak	320.00	100	Horizontal	Pass
2**	4149.250	38.97	-4.92	54.0	15.03	AV	320.00	100	Horizontal	Pass
3	5311.750	104.11	-3.33	--	--	Peak	161.00	200	Horizontal	N/A
3**	5311.750	94.98	-3.33	--	--	AV	161.00	200	Horizontal	N/A
4	7079.750	54.69	-0.93	68.2	13.51	Peak	134.00	150	Horizontal	Pass
4**	7079.750	48.25	-0.93	--	--	AV	134.00	150	Horizontal	N/A
5	10722.463	51.97	-2.08	74.0	22.03	Peak	43.00	100	Horizontal	Pass
5**	10722.463	43.14	-2.08	54.0	10.86	AV	43.00	100	Horizontal	Pass
6	15765.862	51.69	-0.06	74.0	22.31	Peak	57.00	100	Horizontal	Pass
6**	15765.862	42.34	-0.06	54.0	11.66	AV	57.00	100	Horizontal	Pass

11ac40, U-NII-2A, 1 GHz to 18 GHz, High Channel, ANT V

No.	Frequency (MHz)	Results (dBuV/m)	Factor (dB)	Limit (dBuV/m)	Margin (dB)	Detector	Table (Degree)	Height (cm)	Antenna	Verdict
1	1497.100	41.73	-17.28	74.0	32.27	Peak	312.00	300	Vertical	Pass
1**	1497.100	33.74	-17.28	54.0	20.26	AV	312.00	300	Vertical	Pass
2	4150.750	47.54	-4.55	74.0	26.46	Peak	15.00	200	Vertical	Pass
2**	4150.750	38.63	-4.55	54.0	15.37	AV	15.00	200	Vertical	Pass
3	5308.500	100.62	-3.48	--	--	Peak	154.00	150	Vertical	N/A
3**	5308.500	91.88	-3.48	--	--	AV	154.00	150	Vertical	N/A
4	7308.750	52.43	-0.84	74.0	21.57	Peak	76.00	400	Vertical	Pass
4**	7308.750	43.00	-0.84	54.0	11.00	AV	76.00	400	Vertical	Pass
5	10729.349	51.44	-1.97	74.0	22.56	Peak	67.00	200	Vertical	Pass
5**	10729.349	41.89	-1.97	54.0	12.11	AV	67.00	200	Vertical	Pass
6	15747.750	51.14	0.34	74.0	22.86	Peak	15.00	200	Vertical	Pass
6**	15747.750	41.91	0.34	54.0	12.09	AV	15.00	200	Vertical	Pass

11ac80, U-NII-2A, 1 GHz to 18 GHz, Middle Channel, ANT H

No.	Frequency (MHz)	Results (dBuV/m)	Factor (dB)	Limit (dBuV/m)	Margin (dB)	Detector	Table (Degree)	Height (cm)	Antenna	Verdict
1	1441.900	38.77	-16.85	74.0	35.23	Peak	23.00	300	Horizontal	Pass
1**	1441.900	28.82	-16.85	54.0	25.18	AV	23.00	300	Horizontal	Pass
2	4246.000	47.31	-4.94	74.0	26.69	Peak	253.00	200	Horizontal	Pass
2**	4246.000	38.46	-4.94	54.0	15.54	AV	253.00	200	Horizontal	Pass
3	5312.500	99.67	-3.26	--	--	Peak	167.00	100	Horizontal	N/A
3**	5312.500	91.89	-3.26	--	--	AV	167.00	100	Horizontal	N/A
4	7053.500	55.52	-0.86	68.2	12.68	Peak	55.00	150	Horizontal	Pass
4**	7053.500	51.95	-0.86	--	--	AV	55.00	150	Horizontal	N/A
5	10823.400	51.76	-2.46	74.0	22.24	Peak	306.00	100	Horizontal	Pass
5**	10823.400	41.94	-2.46	54.0	12.06	AV	306.00	100	Horizontal	Pass
6	15785.287	52.31	-0.59	74.0	21.69	Peak	182.00	100	Horizontal	Pass
6**	15785.287	41.71	-0.59	54.0	12.29	AV	182.00	100	Horizontal	Pass

11ac80, U-NII-2A, 1 GHz to 18 GHz, Middle Channel, ANT V

No.	Frequency (MHz)	Results (dBuV/m)	Factor (dB)	Limit (dBuV/m)	Margin (dB)	Detector	Table (Degree)	Height (cm)	Antenna	Verdict
1	1498.300	41.93	-17.18	74.0	32.07	Peak	319.00	200	Vertical	Pass
1**	1498.300	29.62	-17.18	54.0	24.38	AV	319.00	200	Vertical	Pass
2	4150.750	47.89	-4.55	74.0	26.11	Peak	146.00	300	Vertical	Pass
2**	4150.750	39.24	-4.55	54.0	14.76	AV	146.00	300	Vertical	Pass
3	5293.750	96.06	-2.58	--	--	Peak	154.00	150	Vertical	N/A
3**	5293.750	88.58	-2.58	--	--	AV	154.00	150	Vertical	N/A
4	7461.500	51.95	0.77	74.0	22.05	Peak	0.00	200	Vertical	Pass
4**	7461.500	43.14	0.77	54.0	10.86	AV	0.00	200	Vertical	Pass
5	11201.500	51.83	-1.84	74.0	22.17	Peak	301.00	100	Vertical	Pass
5**	11201.500	42.31	-1.84	54.0	11.69	AV	301.00	100	Vertical	Pass
6	15743.813	50.89	0.29	74.0	23.11	Peak	351.00	400	Vertical	Pass
6**	15743.813	41.83	0.29	54.0	12.17	AV	351.00	400	Vertical	Pass

11a, U-NII-2C, 1 GHz to 18 GHz, Low Channel, ANT H

No.	Frequency (MHz)	Results (dBuV/m)	Factor (dB)	Limit (dBuV/m)	Margin (dB)	Detector	Table (Degree)	Height (cm)	Antenna	Verdict
1	1574.700	38.80	-17.18	74.0	35.20	Peak	143.00	100	Horizontal	Pass
1**	1574.700	29.44	-17.18	54.0	24.56	AV	143.00	100	Horizontal	Pass
2	4279.250	47.40	-4.87	74.0	26.60	Peak	183.00	300	Horizontal	Pass
2**	4279.250	38.78	-4.87	54.0	15.22	AV	183.00	300	Horizontal	Pass
3	5498.750	107.58	-2.99	--	--	Peak	44.00	150	Horizontal	N/A
3**	5498.750	100.84	-2.99	--	--	AV	44.00	150	Horizontal	N/A
4	7333.250	52.48	-0.02	74.0	21.52	Peak	339.00	400	Horizontal	Pass
4**	7333.250	46.72	-0.02	54.0	7.28	AV	339.00	400	Horizontal	Pass
5	11128.588	51.92	-0.97	74.0	22.08	Peak	223.00	100	Horizontal	Pass
5**	11128.588	41.82	-0.97	54.0	12.18	AV	223.00	100	Horizontal	Pass
6	15741.712	51.17	0.26	74.0	22.83	Peak	42.00	100	Horizontal	Pass
6**	15741.712	42.61	0.26	54.0	11.39	AV	42.00	100	Horizontal	Pass

11a, U-NII-2C, 1 GHz to 18 GHz, Low Channel, ANT V

No.	Frequency (MHz)	Results (dBuV/m)	Factor (dB)	Limit (dBuV/m)	Margin (dB)	Detector	Table (Degree)	Height (cm)	Antenna	Verdict
1	1493.800	42.75	-17.47	74.0	31.25	Peak	311.00	200	Vertical	Pass
1**	1493.800	28.97	-17.47	54.0	25.03	AV	311.00	200	Vertical	Pass
2	4158.500	47.53	-5.07	74.0	26.47	Peak	360.00	200	Vertical	Pass
2**	4158.500	38.74	-5.07	54.0	15.26	AV	360.00	200	Vertical	Pass
3	5498.000	105.39	-2.82	--	--	Peak	151.00	150	Vertical	N/A
3**	5498.000	97.86	-2.82	--	--	AV	151.00	150	Vertical	N/A
4	7359.000	52.40	-0.44	74.0	21.60	Peak	132.00	300	Vertical	Pass
4**	7359.000	42.95	-0.44	54.0	11.05	AV	132.00	300	Vertical	Pass
5	10864.012	51.52	-2.20	74.0	22.48	Peak	289.00	100	Vertical	Pass
5**	10864.012	41.80	-2.20	54.0	12.20	AV	289.00	100	Vertical	Pass
6	15759.037	52.02	0.13	74.0	21.98	Peak	91.00	400	Vertical	Pass
6**	15759.037	42.86	0.13	54.0	11.14	AV	91.00	400	Vertical	Pass

11a, U-NII-2C, 1 GHz to 18 GHz, Middle Channel, ANT H

No.	Frequency (MHz)	Results (dBuV/m)	Factor (dB)	Limit (dBuV/m)	Margin (dB)	Detector	Table (Degree)	Height (cm)	Antenna	Verdict
1	1500.000	38.52	-17.03	74.0	35.48	Peak	84.00	400	Horizontal	Pass
1**	1500.000	29.96	-17.03	54.0	24.04	AV	84.00	400	Horizontal	Pass
2	4222.250	48.28	-5.08	74.0	25.72	Peak	208.00	300	Horizontal	Pass
2**	4222.250	38.08	-5.08	54.0	15.92	AV	208.00	300	Horizontal	Pass
3	5582.250	107.76	-2.44	--	--	Peak	320.00	200	Horizontal	N/A
3**	5582.250	99.79	-2.44	--	--	AV	320.00	200	Horizontal	N/A
4	7649.000	52.58	-0.83	74.0	21.42	Peak	147.00	200	Horizontal	Pass
4**	7649.000	42.46	-0.83	54.0	11.54	AV	147.00	200	Horizontal	Pass
5	10698.951	52.02	-2.45	74.0	21.98	Peak	130.00	200	Horizontal	Pass
5**	10698.951	41.87	-2.45	54.0	12.13	AV	130.00	200	Horizontal	Pass
6	15741.187	51.37	0.25	74.0	22.63	Peak	290.00	300	Horizontal	Pass
6**	15741.187	42.25	0.25	54.0	11.75	AV	290.00	300	Horizontal	Pass

11a, U-NII-2C, 1 GHz to 18 GHz, Middle Channel, ANT V

No.	Frequency (MHz)	Results (dBuV/m)	Factor (dB)	Limit (dBuV/m)	Margin (dB)	Detector	Table (Degree)	Height (cm)	Antenna	Verdict
1	1493.300	42.24	-17.42	74.0	31.76	Peak	306.00	200	Vertical	Pass
1**	1493.300	29.86	-17.42	54.0	24.14	AV	306.00	200	Vertical	Pass
2	4085.500	47.31	-4.63	74.0	26.69	Peak	360.00	300	Vertical	Pass
2**	4085.500	38.36	-4.63	54.0	15.64	AV	360.00	300	Vertical	Pass
3	5582.750	106.50	-2.44	--	--	Peak	156.00	100	Vertical	N/A
3**	5582.750	97.56	-2.44	--	--	AV	156.00	100	Vertical	N/A
4	7700.750	53.05	1.31	74.0	20.95	Peak	270.00	200	Vertical	Pass
4**	7700.750	42.99	1.31	54.0	11.01	AV	270.00	200	Vertical	Pass
5	11124.787	52.56	-0.98	74.0	21.44	Peak	235.00	100	Vertical	Pass
5**	11124.787	43.04	-0.98	54.0	10.96	AV	235.00	100	Vertical	Pass
6	15745.125	51.38	0.31	74.0	22.62	Peak	290.00	400	Vertical	Pass
6**	15745.125	43.08	0.31	54.0	10.92	AV	290.00	400	Vertical	Pass

11a, U-NII-2C, 1 GHz to 18 GHz, High Channel, ANT H

No.	Frequency (MHz)	Results (dBuV/m)	Factor (dB)	Limit (dBuV/m)	Margin (dB)	Detector	Table (Degree)	Height (cm)	Antenna	Verdict
1	1452.800	38.55	-17.47	74.0	35.45	Peak	174.00	100	Horizontal	Pass
1**	1452.800	29.29	-17.47	54.0	24.71	AV	174.00	100	Horizontal	Pass
2	4277.750	47.67	-4.95	74.0	26.33	Peak	147.00	400	Horizontal	Pass
2**	4277.750	37.58	-4.95	54.0	16.42	AV	147.00	400	Horizontal	Pass
3	5701.750	107.56	-2.69	--	--	Peak	25.00	200	Horizontal	N/A
3**	5701.750	99.94	-2.69	--	--	AV	25.00	200	Horizontal	N/A
4	7427.500	52.93	1.54	74.0	21.07	Peak	69.00	300	Horizontal	Pass
4**	7427.500	43.26	1.54	54.0	10.74	AV	69.00	300	Horizontal	Pass
5	11168.725	51.95	-1.27	74.0	22.05	Peak	333.00	100	Horizontal	Pass
5**	11168.725	42.08	-1.27	54.0	11.92	AV	333.00	100	Horizontal	Pass
6	15748.275	51.99	0.35	74.0	22.01	Peak	302.00	100	Horizontal	Pass
6**	15748.275	42.47	0.35	54.0	11.53	AV	302.00	100	Horizontal	Pass

11a, U-NII-2C, 1 GHz to 18 GHz, High Channel, ANT V

No.	Frequency (MHz)	Results (dBuV/m)	Factor (dB)	Limit (dBuV/m)	Margin (dB)	Detector	Table (Degree)	Height (cm)	Antenna	Verdict
1	1499.200	41.77	-17.10	74.0	32.23	Peak	308.00	400	Vertical	Pass
1**	1499.200	29.77	-17.10	54.0	24.23	AV	308.00	400	Vertical	Pass
2	4071.250	47.76	-5.03	74.0	26.24	Peak	217.00	200	Vertical	Pass
2**	4071.250	37.69	-5.03	54.0	16.31	AV	217.00	200	Vertical	Pass
3	5702.250	103.99	-2.71	--	--	Peak	175.00	200	Vertical	N/A
3**	5702.250	96.89	-2.71	--	--	AV	175.00	200	Vertical	N/A
4	7369.750	52.58	-0.89	74.0	21.42	Peak	192.00	400	Vertical	Pass
4**	7369.750	42.78	-0.89	54.0	11.22	AV	192.00	400	Vertical	Pass
5	11049.975	52.08	-1.94	74.0	21.92	Peak	359.00	150	Vertical	Pass
5**	11049.975	42.07	-1.94	54.0	11.93	AV	359.00	150	Vertical	Pass
6	15792.113	51.53	-0.78	74.0	22.47	Peak	360.00	400	Vertical	Pass
6**	15792.113	41.57	-0.78	54.0	12.43	AV	360.00	400	Vertical	Pass

11n20, U-NII-2C, 1 GHz to 18 GHz, Low Channel, ANT H

No.	Frequency (MHz)	Results (dBuV/m)	Factor (dB)	Limit (dBuV/m)	Margin (dB)	Detector	Table (Degree)	Height (cm)	Antenna	Verdict
1	1494.600	39.65	-17.46	74.0	34.35	Peak	235.00	100	Horizontal	Pass
1**	1494.600	29.26	-17.46	54.0	24.74	AV	235.00	100	Horizontal	Pass
2	4303.250	47.71	-4.88	74.0	26.29	Peak	149.00	100	Horizontal	Pass
2**	4303.250	38.48	-4.88	54.0	15.52	AV	149.00	100	Horizontal	Pass
3	5502.500	106.51	-3.20	--	--	Peak	166.00	200	Horizontal	N/A
3**	5502.500	99.44	-3.20	--	--	AV	166.00	200	Horizontal	N/A
4	7424.000	52.83	1.15	74.0	21.17	Peak	124.00	100	Horizontal	Pass
4**	7424.000	43.10	1.15	54.0	10.90	AV	124.00	100	Horizontal	Pass
5	11136.663	51.49	-0.96	74.0	22.51	Peak	326.00	200	Horizontal	Pass
5**	11136.663	42.11	-0.96	54.0	11.89	AV	326.00	200	Horizontal	Pass
6	15739.088	52.15	0.22	74.0	21.85	Peak	227.00	400	Horizontal	Pass
6**	15739.088	42.36	0.22	54.0	11.64	AV	227.00	400	Horizontal	Pass

11n20, U-NII-2C, 1 GHz to 18 GHz, Low Channel, ANT V

No.	Frequency (MHz)	Results (dBuV/m)	Factor (dB)	Limit (dBuV/m)	Margin (dB)	Detector	Table (Degree)	Height (cm)	Antenna	Verdict
1	1494.500	42.20	-17.46	74.0	31.80	Peak	313.00	400	Vertical	Pass
1**	1494.500	33.13	-17.46	54.0	20.87	AV	313.00	400	Vertical	Pass
2	4134.000	47.75	-4.45	74.0	26.25	Peak	305.00	100	Vertical	Pass
2**	4134.000	38.47	-4.45	54.0	15.53	AV	305.00	100	Vertical	Pass
3	5499.000	104.56	-3.05	--	--	Peak	157.00	200	Vertical	N/A
3**	5499.000	96.93	-3.05	--	--	AV	157.00	200	Vertical	N/A
4	7702.000	52.52	1.38	74.0	21.48	Peak	227.00	400	Vertical	Pass
4**	7702.000	42.43	1.38	54.0	11.57	AV	227.00	400	Vertical	Pass
5	11076.100	51.58	-1.45	74.0	22.42	Peak	201.00	150	Vertical	Pass
5**	11076.100	41.84	-1.45	54.0	12.16	AV	201.00	150	Vertical	Pass
6	15777.412	51.49	-0.38	74.0	22.51	Peak	127.00	200	Vertical	Pass
6**	15777.412	42.14	-0.38	54.0	11.86	AV	127.00	200	Vertical	Pass

11n20, U-NII-2C, 1 GHz to 18 GHz, Middle Channel, ANT H

No.	Frequency (MHz)	Results (dBuV/m)	Factor (dB)	Limit (dBuV/m)	Margin (dB)	Detector	Table (Degree)	Height (cm)	Antenna	Verdict
1	1533.300	38.91	-17.17	74.0	35.09	Peak	213.00	400	Horizontal	Pass
1**	1533.300	29.32	-17.17	54.0	24.68	AV	213.00	400	Horizontal	Pass
2	4220.500	47.37	-5.09	74.0	26.63	Peak	0.00	100	Horizontal	Pass
2**	4220.500	38.86	-5.09	54.0	15.14	AV	0.00	100	Horizontal	Pass
3	5578.250	107.92	-2.56	--	--	Peak	25.00	100	Horizontal	N/A
3**	5578.250	100.18	-2.56	--	--	AV	25.00	100	Horizontal	N/A
4	7657.000	52.69	-0.14	74.0	21.31	Peak	234.00	200	Horizontal	Pass
4**	7657.000	41.96	-0.14	54.0	12.04	AV	234.00	200	Horizontal	Pass
5	10733.862	51.40	-1.90	74.0	22.60	Peak	187.00	150	Horizontal	Pass
5**	10733.862	42.45	-1.90	54.0	11.55	AV	187.00	150	Horizontal	Pass
6	15763.763	51.80	-0.00	74.0	22.20	Peak	200.00	100	Horizontal	Pass
6**	15763.763	41.84	-0.00	54.0	12.16	AV	200.00	100	Horizontal	Pass

11n20, U-NII-2C, 1 GHz to 18 GHz, Middle Channel, ANT V

No.	Frequency (MHz)	Results (dBuV/m)	Factor (dB)	Limit (dBuV/m)	Margin (dB)	Detector	Table (Degree)	Height (cm)	Antenna	Verdict
1	1492.500	40.71	-17.33	74.0	33.29	Peak	305.00	100	Vertical	Pass
1**	1492.500	29.01	-17.33	54.0	24.99	AV	305.00	100	Vertical	Pass
2	4379.750	47.32	-5.52	74.0	26.68	Peak	208.00	200	Vertical	Pass
2**	4379.750	39.04	-5.52	54.0	14.96	AV	208.00	200	Vertical	Pass
3	5577.750	105.66	-2.50	--	--	Peak	154.00	200	Vertical	N/A
3**	5577.750	96.68	-2.50	--	--	AV	154.00	200	Vertical	N/A
4	7467.750	52.53	0.63	74.0	21.47	Peak	93.00	400	Vertical	Pass
4**	7467.750	43.26	0.63	54.0	10.74	AV	93.00	400	Vertical	Pass
5	11056.388	51.19	-1.82	74.0	22.81	Peak	343.00	150	Vertical	Pass
5**	11056.388	42.29	-1.82	54.0	11.71	AV	343.00	150	Vertical	Pass
6	15740.137	51.83	0.24	74.0	22.17	Peak	76.00	200	Vertical	Pass
6**	15740.137	43.11	0.24	54.0	10.89	AV	76.00	200	Vertical	Pass

11n20, U-NII-2C, 1 GHz to 18 GHz, High Channel, ANT H

No.	Frequency (MHz)	Results (dBuV/m)	Factor (dB)	Limit (dBuV/m)	Margin (dB)	Detector	Table (Degree)	Height (cm)	Antenna	Verdict
1	1512.500	38.08	-16.93	74.0	35.92	Peak	0.00	200	Horizontal	Pass
1**	1512.500	29.94	-16.93	54.0	24.06	AV	0.00	200	Horizontal	Pass
2	4150.250	47.48	-4.51	74.0	26.52	Peak	229.00	300	Horizontal	Pass
2**	4150.250	38.87	-4.51	54.0	15.13	AV	229.00	300	Horizontal	Pass
3	5700.750	106.77	-2.71	--	--	Peak	90.00	200	Horizontal	N/A
3**	5700.750	98.95	-2.71	--	--	AV	90.00	200	Horizontal	N/A
4	7676.250	52.48	0.32	74.0	21.52	Peak	185.00	100	Horizontal	Pass
4**	7676.250	42.30	0.32	54.0	11.70	AV	185.00	100	Horizontal	Pass
5	11187.963	52.32	-1.59	74.0	21.68	Peak	55.00	100	Horizontal	Pass
5**	11187.963	41.93	-1.59	54.0	12.07	AV	55.00	100	Horizontal	Pass
6	15751.425	51.25	0.33	74.0	22.75	Peak	360.00	400	Horizontal	Pass
6**	15751.425	41.81	0.33	54.0	12.19	AV	360.00	400	Horizontal	Pass

11n20, U-NII-2C, 1 GHz to 18 GHz, High Channel, ANT V

No.	Frequency (MHz)	Results (dBuV/m)	Factor (dB)	Limit (dBuV/m)	Margin (dB)	Detector	Table (Degree)	Height (cm)	Antenna	Verdict
1	1496.600	41.50	-17.33	74.0	32.50	Peak	315.00	400	Vertical	Pass
1**	1496.600	29.04	-17.33	54.0	24.96	AV	315.00	400	Vertical	Pass
2	4151.750	47.81	-4.66	74.0	26.19	Peak	322.00	200	Vertical	Pass
2**	4151.750	38.33	-4.66	54.0	15.67	AV	322.00	200	Vertical	Pass
3	5703.250	103.82	-2.73	--	--	Peak	166.00	200	Vertical	N/A
3**	5703.250	96.03	-2.73	--	--	AV	166.00	200	Vertical	N/A
4	7426.000	52.61	1.49	74.0	21.39	Peak	78.00	300	Vertical	Pass
4**	7426.000	43.36	1.49	54.0	10.64	AV	78.00	300	Vertical	Pass
5	11182.500	51.55	-1.50	74.0	22.45	Peak	177.00	100	Vertical	Pass
5**	11182.500	41.96	-1.50	54.0	12.04	AV	177.00	100	Vertical	Pass
6	15731.474	51.65	0.12	74.0	22.35	Peak	360.00	300	Vertical	Pass
6**	15731.474	41.89	0.12	54.0	12.11	AV	360.00	300	Vertical	Pass

11n40, U-NII-2C, 1 GHz to 18 GHz, Low Channel, ANT H

No.	Frequency (MHz)	Results (dBuV/m)	Factor (dB)	Limit (dBuV/m)	Margin (dB)	Detector	Table (Degree)	Height (cm)	Antenna	Verdict
1	1493.300	41.83	-17.42	74.0	32.17	Peak	86.00	100	Horizontal	Pass
1**	1493.300	28.38	-17.42	54.0	25.62	AV	86.00	100	Horizontal	Pass
2	4192.750	48.03	-4.73	74.0	25.97	Peak	157.00	200	Horizontal	Pass
2**	4192.750	37.79	-4.73	54.0	16.21	AV	157.00	200	Horizontal	Pass
3	5498.250	104.21	-2.88	--	--	Peak	346.00	100	Horizontal	N/A
3**	5498.250	94.71	-2.88	--	--	AV	346.00	100	Horizontal	N/A
4	7347.000	53.04	0.11	74.0	20.96	Peak	346.00	150	Horizontal	Pass
4**	7347.000	49.69	0.11	54.0	4.31	AV	346.00	150	Horizontal	Pass
5	10693.488	52.25	-2.51	74.0	21.75	Peak	1.00	100	Horizontal	Pass
5**	10693.488	41.70	-2.51	54.0	12.30	AV	1.00	100	Horizontal	Pass
6	15757.725	51.50	0.16	74.0	22.50	Peak	339.00	400	Horizontal	Pass
6**	15757.725	42.22	0.16	54.0	11.78	AV	339.00	400	Horizontal	Pass

11n40, U-NII-2C, 1 GHz to 18 GHz, Low Channel, ANT V

No.	Frequency (MHz)	Results (dBuV/m)	Factor (dB)	Limit (dBuV/m)	Margin (dB)	Detector	Table (Degree)	Height (cm)	Antenna	Verdict
1	1494.800	41.56	-17.45	74.0	32.44	Peak	307.00	400	Vertical	Pass
1**	1494.800	29.02	-17.45	54.0	24.98	AV	307.00	400	Vertical	Pass
2	4150.500	48.23	-4.53	74.0	25.77	Peak	234.00	400	Vertical	Pass
2**	4150.500	38.86	-4.53	54.0	15.14	AV	234.00	400	Vertical	Pass
3	5506.000	102.34	-3.07	--	--	Peak	156.00	100	Vertical	N/A
3**	5506.000	94.47	-3.07	--	--	AV	156.00	100	Vertical	N/A
4	7430.000	52.43	0.90	74.0	21.57	Peak	80.00	200	Vertical	Pass
4**	7430.000	42.84	0.90	54.0	11.16	AV	80.00	200	Vertical	Pass
5	11118.612	51.81	-0.99	74.0	22.19	Peak	55.00	150	Vertical	Pass
5**	11118.612	41.83	-0.99	54.0	12.17	AV	55.00	150	Vertical	Pass
6	15745.125	52.18	0.31	74.0	21.82	Peak	276.00	400	Vertical	Pass
6**	15745.125	42.69	0.31	54.0	11.31	AV	276.00	400	Vertical	Pass

11n40, U-NII-2C, 1 GHz to 18 GHz, Middle Channel, ANT H

No.	Frequency (MHz)	Results (dBuV/m)	Factor (dB)	Limit (dBuV/m)	Margin (dB)	Detector	Table (Degree)	Height (cm)	Antenna	Verdict
1	1525.100	38.65	-17.39	74.0	35.35	Peak	0.00	400	Horizontal	Pass
1**	1525.100	28.82	-17.39	54.0	25.18	AV	0.00	400	Horizontal	Pass
2	4292.000	47.86	-4.78	74.0	26.14	Peak	244.00	400	Horizontal	Pass
2**	4292.000	37.98	-4.78	54.0	16.02	AV	244.00	400	Horizontal	Pass
3	5588.250	103.19	-2.62	--	--	Peak	88.00	100	Horizontal	N/A
3**	5588.250	96.24	-2.62	--	--	AV	88.00	100	Horizontal	N/A
4	7453.250	53.32	0.82	74.0	20.68	Peak	210.00	200	Horizontal	Pass
4**	7453.250	45.99	0.82	54.0	8.01	AV	210.00	200	Horizontal	Pass
5	11117.425	51.32	-0.99	74.0	22.68	Peak	33.00	150	Horizontal	Pass
5**	11117.425	42.86	-0.99	54.0	11.14	AV	33.00	150	Horizontal	Pass
6	15747.488	51.48	0.34	74.0	22.52	Peak	339.00	300	Horizontal	Pass
6**	15747.488	42.99	0.34	54.0	11.01	AV	339.00	300	Horizontal	Pass

11n40, U-NII-2C, 1 GHz to 18 GHz, Middle Channel, ANT V

No.	Frequency (MHz)	Results (dBuV/m)	Factor (dB)	Limit (dBuV/m)	Margin (dB)	Detector	Table (Degree)	Height (cm)	Antenna	Verdict
1	1497.000	42.98	-17.29	74.0	31.02	Peak	317.00	200	Vertical	Pass
1**	1497.000	28.86	-17.29	54.0	25.14	AV	317.00	200	Vertical	Pass
2	4224.750	47.45	-5.01	74.0	26.55	Peak	154.00	100	Vertical	Pass
2**	4224.750	38.07	-5.01	54.0	15.93	AV	154.00	100	Vertical	Pass
3	5587.500	102.04	-2.52	--	--	Peak	154.00	100	Vertical	N/A
3**	5587.500	93.23	-2.52	--	--	AV	154.00	100	Vertical	N/A
4	7712.000	53.31	1.15	74.0	20.69	Peak	329.00	100	Vertical	Pass
4**	7712.000	43.84	1.15	54.0	10.16	AV	329.00	100	Vertical	Pass
5	10964.950	51.90	-2.23	74.0	22.10	Peak	67.00	150	Vertical	Pass
5**	10964.950	41.71	-2.23	54.0	12.29	AV	67.00	150	Vertical	Pass
6	15768.750	51.18	-0.14	74.0	22.82	Peak	54.00	100	Vertical	Pass
6**	15768.750	41.78	-0.14	54.0	12.22	AV	54.00	100	Vertical	Pass

11n40, U-NII-2C, 1 GHz to 18 GHz, High Channel, ANT H

No.	Frequency (MHz)	Results (dBuV/m)	Factor (dB)	Limit (dBuV/m)	Margin (dB)	Detector	Table (Degree)	Height (cm)	Antenna	Verdict
1	1561.900	38.56	-17.39	74.0	35.44	Peak	77.00	100	Horizontal	Pass
1**	1561.900	29.26	-17.39	54.0	24.74	AV	77.00	100	Horizontal	Pass
2	4244.750	48.31	-5.05	74.0	25.69	Peak	244.00	200	Horizontal	Pass
2**	4244.750	38.36	-5.05	54.0	15.64	AV	244.00	200	Horizontal	Pass
3	5664.000	102.74	-2.70	--	--	Peak	331.00	150	Horizontal	N/A
3**	5664.000	94.73	-2.70	--	--	AV	331.00	150	Horizontal	N/A
4	7560.250	53.61	0.05	74.0	20.39	Peak	200.00	150	Horizontal	Pass
4**	7560.250	48.94	0.05	54.0	5.06	AV	200.00	150	Horizontal	Pass
5	10828.387	51.75	-2.34	74.0	22.25	Peak	130.00	150	Horizontal	Pass
5**	10828.387	42.19	-2.34	54.0	11.81	AV	130.00	150	Horizontal	Pass
6	16117.613	50.98	-0.20	74.0	23.02	Peak	314.00	300	Horizontal	Pass
6**	16117.613	41.27	-0.20	54.0	12.73	AV	314.00	300	Horizontal	Pass

11n40, U-NII-2C, 1 GHz to 18 GHz, High Channel, ANT V

No.	Frequency (MHz)	Results (dBuV/m)	Factor (dB)	Limit (dBuV/m)	Margin (dB)	Detector	Table (Degree)	Height (cm)	Antenna	Verdict
1	1493.700	41.51	-17.46	74.0	32.49	Peak	312.00	200	Vertical	Pass
1**	1493.700	28.88	-17.46	54.0	25.12	AV	312.00	200	Vertical	Pass
2	4084.000	48.01	-4.78	74.0	25.99	Peak	304.00	400	Vertical	Pass
2**	4084.000	38.38	-4.78	54.0	15.62	AV	304.00	400	Vertical	Pass
3	5680.000	100.12	-2.95	--	--	Peak	156.00	100	Vertical	N/A
3**	5680.000	91.01	-2.95	--	--	AV	156.00	100	Vertical	N/A
4	7454.250	52.56	0.84	74.0	21.44	Peak	3.00	300	Vertical	Pass
4**	7454.250	42.93	0.84	54.0	11.07	AV	3.00	300	Vertical	Pass
5	11133.575	51.51	-0.97	74.0	22.49	Peak	307.00	200	Vertical	Pass
5**	11133.575	42.06	-0.97	54.0	11.94	AV	307.00	200	Vertical	Pass
6	15748.275	51.57	0.35	74.0	22.43	Peak	202.00	400	Vertical	Pass
6**	15748.275	42.46	0.35	54.0	11.54	AV	202.00	400	Vertical	Pass

11ac20, U-NII-2C, 1 GHz to 18 GHz, Low Channel, ANT H

No.	Frequency (MHz)	Results (dBuV/m)	Factor (dB)	Limit (dBuV/m)	Margin (dB)	Detector	Table (Degree)	Height (cm)	Antenna	Verdict
1	1493.400	38.74	-17.43	74.0	35.26	Peak	74.00	300	Horizontal	Pass
1**	1493.400	28.82	-17.43	54.0	25.18	AV	74.00	300	Horizontal	Pass
2	4062.000	47.77	-5.03	74.0	26.23	Peak	81.00	100	Horizontal	Pass
2**	4062.000	38.30	-5.03	54.0	15.70	AV	81.00	100	Horizontal	Pass
3	5502.000	107.32	-3.11	--	--	Peak	348.00	100	Horizontal	N/A
3**	5502.000	99.13	-3.11	--	--	AV	348.00	100	Horizontal	N/A
4	7333.750	51.65	0.01	74.0	22.35	Peak	263.00	150	Horizontal	Pass
4**	7333.750	48.02	0.01	54.0	5.98	AV	263.00	150	Horizontal	Pass
5	11129.775	52.55	-0.97	74.0	21.45	Peak	155.00	100	Horizontal	Pass
5**	11129.775	42.27	-0.97	54.0	11.73	AV	155.00	100	Horizontal	Pass
6	15752.738	51.42	0.30	74.0	22.58	Peak	341.00	300	Horizontal	Pass
6**	15752.738	43.09	0.30	54.0	10.91	AV	341.00	300	Horizontal	Pass

11ac20, U-NII-2C, 1 GHz to 18 GHz, Low Channel, ANT V

No.	Frequency (MHz)	Results (dBuV/m)	Factor (dB)	Limit (dBuV/m)	Margin (dB)	Detector	Table (Degree)	Height (cm)	Antenna	Verdict
1	1496.400	41.90	-17.35	74.0	32.10	Peak	322.00	400	Vertical	Pass
1**	1496.400	31.06	-17.35	54.0	22.94	AV	322.00	400	Vertical	Pass
2	4109.250	47.57	-4.65	74.0	26.43	Peak	305.00	100	Vertical	Pass
2**	4109.250	39.05	-4.65	54.0	14.95	AV	305.00	100	Vertical	Pass
3	5502.250	104.22	-3.16	--	--	Peak	158.00	100	Vertical	N/A
3**	5502.250	96.64	-3.16	--	--	AV	158.00	100	Vertical	N/A
4	7426.250	52.46	1.57	74.0	21.54	Peak	183.00	300	Vertical	Pass
4**	7426.250	43.94	1.57	54.0	10.06	AV	183.00	300	Vertical	Pass
5	11129.538	51.72	-0.97	74.0	22.28	Peak	236.00	150	Vertical	Pass
5**	11129.538	42.47	-0.97	54.0	11.53	AV	236.00	150	Vertical	Pass
6	15788.963	51.98	-0.69	74.0	22.02	Peak	50.00	400	Vertical	Pass
6**	15788.963	41.62	-0.69	54.0	12.38	AV	50.00	400	Vertical	Pass

11ac20, U-NII-2C, 1 GHz to 18 GHz, Middle Channel, ANT H

No.	Frequency (MHz)	Results (dBuV/m)	Factor (dB)	Limit (dBuV/m)	Margin (dB)	Detector	Table (Degree)	Height (cm)	Antenna	Verdict
1	1509.800	39.18	-16.92	74.0	34.82	Peak	25.00	100	Horizontal	Pass
1**	1509.800	29.53	-16.92	54.0	24.47	AV	25.00	100	Horizontal	Pass
2	4194.500	47.18	-4.72	74.0	26.82	Peak	68.00	200	Horizontal	Pass
2**	4194.500	37.73	-4.72	54.0	16.27	AV	68.00	200	Horizontal	Pass
3	5576.250	107.76	-2.30	--	--	Peak	163.00	100	Horizontal	N/A
3**	5576.250	100.28	-2.30	--	--	AV	163.00	100	Horizontal	N/A
4	7440.000	52.20	0.26	74.0	21.80	Peak	259.00	150	Horizontal	Pass
4**	7440.000	47.03	0.26	54.0	6.97	AV	259.00	150	Horizontal	Pass
5	10709.162	52.53	-2.29	74.0	21.47	Peak	274.00	100	Horizontal	Pass
5**	10709.162	42.05	-2.29	54.0	11.95	AV	274.00	100	Horizontal	Pass
6	15753.787	51.02	0.27	74.0	22.98	Peak	241.00	150	Horizontal	Pass
6**	15753.787	42.86	0.27	54.0	11.14	AV	241.00	150	Horizontal	Pass

11ac20, U-NII-2C, 1 GHz to 18 GHz, Middle Channel, ANT V

No.	Frequency (MHz)	Results (dBuV/m)	Factor (dB)	Limit (dBuV/m)	Margin (dB)	Detector	Table (Degree)	Height (cm)	Antenna	Verdict
1	1497.700	39.88	-17.23	74.0	34.12	Peak	295.00	400	Vertical	Pass
1**	1497.700	28.47	-17.23	54.0	25.53	AV	295.00	400	Vertical	Pass
2	4019.750	47.82	-5.29	74.0	26.18	Peak	78.00	400	Vertical	Pass
2**	4019.750	37.81	-5.29	54.0	16.19	AV	78.00	400	Vertical	Pass
3	5578.250	105.25	-2.56	--	--	Peak	156.00	200	Vertical	N/A
3**	5578.250	97.53	-2.56	--	--	AV	156.00	200	Vertical	N/A
4	7500.750	52.79	-0.45	74.0	21.21	Peak	69.00	200	Vertical	Pass
4**	7500.750	42.43	-0.45	54.0	11.57	AV	69.00	200	Vertical	Pass
5	11120.513	51.98	-0.98	74.0	22.02	Peak	289.00	100	Vertical	Pass
5**	11120.513	42.73	-0.98	54.0	11.27	AV	289.00	100	Vertical	Pass
6	15750.375	51.03	0.36	74.0	22.97	Peak	314.00	100	Vertical	Pass
6**	15750.375	42.03	0.36	54.0	11.97	AV	314.00	100	Vertical	Pass

11ac20, U-NII-2C, 1 GHz to 18 GHz, High Channel, ANT H

No.	Frequency (MHz)	Results (dBuV/m)	Factor (dB)	Limit (dBuV/m)	Margin (dB)	Detector	Table (Degree)	Height (cm)	Antenna	Verdict
1	1445.000	38.24	-17.22	74.0	35.76	Peak	359.00	300	Horizontal	Pass
1**	1445.000	29.39	-17.22	54.0	24.61	AV	359.00	300	Horizontal	Pass
2	4285.500	47.68	-5.03	74.0	26.32	Peak	120.00	100	Horizontal	Pass
2**	4285.500	38.64	-5.03	54.0	15.36	AV	120.00	100	Horizontal	Pass
3	5701.250	106.82	-2.69	--	--	Peak	51.00	150	Horizontal	N/A
3**	5701.250	99.13	-2.69	--	--	AV	51.00	150	Horizontal	N/A
4	7691.500	52.16	0.87	74.0	21.84	Peak	192.00	100	Horizontal	Pass
4**	7691.500	42.97	0.87	54.0	11.03	AV	192.00	100	Horizontal	Pass
5	10711.300	51.44	-2.26	74.0	22.56	Peak	43.00	200	Horizontal	Pass
5**	10711.300	42.67	-2.26	54.0	11.33	AV	43.00	200	Horizontal	Pass
6	15773.737	50.93	-0.28	74.0	23.07	Peak	360.00	100	Horizontal	Pass
6**	15773.737	40.72	-0.28	54.0	13.28	AV	360.00	100	Horizontal	Pass

11ac20, U-NII-2C, 1 GHz to 18 GHz, High Channel, ANT V

No.	Frequency (MHz)	Results (dBuV/m)	Factor (dB)	Limit (dBuV/m)	Margin (dB)	Detector	Table (Degree)	Height (cm)	Antenna	Verdict
1	1498.300	41.33	-17.18	74.0	32.67	Peak	319.00	300	Vertical	Pass
1**	1498.300	31.97	-17.18	54.0	22.03	AV	319.00	300	Vertical	Pass
2	3989.500	49.61	-5.42	74.0	24.39	Peak	348.00	100	Vertical	Pass
2**	3989.500	37.28	-5.42	54.0	16.72	AV	348.00	100	Vertical	Pass
3	5701.000	104.59	-2.70	--	--	Peak	166.00	150	Vertical	N/A
3**	5701.000	96.45	-2.70	--	--	AV	166.00	150	Vertical	N/A
4	7518.000	53.32	0.96	74.0	20.68	Peak	96.00	400	Vertical	Pass
4**	7518.000	42.71	0.96	54.0	11.29	AV	96.00	400	Vertical	Pass
5	11175.612	51.56	-1.38	74.0	22.44	Peak	223.00	150	Vertical	Pass
5**	11175.612	42.08	-1.38	54.0	11.92	AV	223.00	150	Vertical	Pass
6	15758.513	51.10	0.14	74.0	22.90	Peak	327.00	200	Vertical	Pass
6**	15758.513	42.91	0.14	54.0	11.09	AV	327.00	200	Vertical	Pass

11ac40, U-NII-2C, 1 GHz to 18 GHz, Low Channel, ANT H

No.	Frequency (MHz)	Results (dBuV/m)	Factor (dB)	Limit (dBuV/m)	Margin (dB)	Detector	Table (Degree)	Height (cm)	Antenna	Verdict
1	1614.300	38.28	-17.01	74.0	35.72	Peak	284.00	150	Horizontal	Pass
1**	1614.300	28.90	-17.01	54.0	25.10	AV	284.00	150	Horizontal	Pass
2	4252.500	47.41	-4.76	74.0	26.59	Peak	278.00	200	Horizontal	Pass
2**	4252.500	37.98	-4.76	54.0	16.02	AV	278.00	200	Horizontal	Pass
3	5508.250	103.45	-3.28	--	--	Peak	25.00	150	Horizontal	N/A
3**	5508.250	96.08	-3.28	--	--	AV	25.00	150	Horizontal	N/A
4	7347.000	53.27	0.11	74.0	20.73	Peak	34.00	150	Horizontal	Pass
4**	7347.000	49.44	0.11	54.0	4.56	AV	34.00	150	Horizontal	Pass
5	11116.000	51.64	-0.99	74.0	22.36	Peak	226.00	100	Horizontal	Pass
5**	11116.000	41.68	-0.99	54.0	12.32	AV	226.00	100	Horizontal	Pass
6	15766.912	51.74	-0.09	74.0	22.26	Peak	57.00	150	Horizontal	Pass
6**	15766.912	42.36	-0.09	54.0	11.64	AV	57.00	150	Horizontal	Pass

11ac40, U-NII-2C, 1 GHz to 18 GHz, Low Channel, ANT V

No.	Frequency (MHz)	Results (dBuV/m)	Factor (dB)	Limit (dBuV/m)	Margin (dB)	Detector	Table (Degree)	Height (cm)	Antenna	Verdict
1	1499.900	41.50	-17.04	74.0	32.50	Peak	305.00	200	Vertical	Pass
1**	1499.900	33.50	-17.04	54.0	20.50	AV	305.00	200	Vertical	Pass
2	4136.500	47.75	-4.29	74.0	26.25	Peak	219.00	100	Vertical	Pass
2**	4136.500	38.98	-4.29	54.0	15.02	AV	219.00	100	Vertical	Pass
3	5508.250	100.96	-3.28	--	--	Peak	151.00	200	Vertical	N/A
3**	5508.250	93.11	-3.28	--	--	AV	151.00	200	Vertical	N/A
4	7689.000	52.14	0.64	74.0	21.86	Peak	219.00	400	Vertical	Pass
4**	7689.000	42.85	0.64	54.0	11.15	AV	219.00	400	Vertical	Pass
5	10837.888	51.32	-2.11	74.0	22.68	Peak	269.00	150	Vertical	Pass
5**	10837.888	41.98	-2.11	54.0	12.02	AV	269.00	150	Vertical	Pass
6	15755.362	51.52	0.23	74.0	22.48	Peak	95.00	300	Vertical	Pass
6**	15755.362	42.46	0.23	54.0	11.54	AV	95.00	300	Vertical	Pass

11ac40, U-NII-2C, 1 GHz to 18 GHz, Middle Channel, ANT H

No.	Frequency (MHz)	Results (dBuV/m)	Factor (dB)	Limit (dBuV/m)	Margin (dB)	Detector	Table (Degree)	Height (cm)	Antenna	Verdict
1	1575.100	38.69	-17.18	74.0	35.31	Peak	0.00	300	Horizontal	Pass
1**	1575.100	29.10	-17.18	54.0	24.90	AV	0.00	300	Horizontal	Pass
2	4138.000	48.02	-4.33	74.0	25.98	Peak	246.00	400	Horizontal	Pass
2**	4138.000	38.88	-4.33	54.0	15.12	AV	246.00	400	Horizontal	Pass
3	5587.000	103.86	-2.45	--	--	Peak	98.00	150	Horizontal	N/A
3**	5587.000	95.95	-2.45	--	--	AV	98.00	150	Horizontal	N/A
4	7317.750	52.60	-0.67	74.0	21.40	Peak	297.00	200	Horizontal	Pass
4**	7317.750	41.74	-0.67	54.0	12.26	AV	297.00	200	Horizontal	Pass
5	10807.963	52.48	-2.83	74.0	21.52	Peak	0.00	200	Horizontal	Pass
5**	10807.963	41.70	-2.83	54.0	12.30	AV	0.00	200	Horizontal	Pass
6	15749.588	51.30	0.37	74.0	22.70	Peak	0.00	200	Horizontal	Pass
6**	15749.588	43.01	0.37	54.0	10.99	AV	0.00	200	Horizontal	Pass

11ac40, U-NII-2C, 1 GHz to 18 GHz, Middle Channel, ANT V

No.	Frequency (MHz)	Results (dBuV/m)	Factor (dB)	Limit (dBuV/m)	Margin (dB)	Detector	Table (Degree)	Height (cm)	Antenna	Verdict
1	1495.800	40.15	-17.39	74.0	33.85	Peak	303.00	400	Vertical	Pass
1**	1495.800	30.30	-17.39	54.0	23.70	AV	303.00	400	Vertical	Pass
2	4152.000	47.88	-4.68	74.0	26.12	Peak	236.00	300	Vertical	Pass
2**	4152.000	38.10	-4.68	54.0	15.90	AV	236.00	300	Vertical	Pass
3	5588.000	101.31	-2.58	--	--	Peak	157.00	100	Vertical	N/A
3**	5588.000	93.78	-2.58	--	--	AV	157.00	100	Vertical	N/A
4	7440.500	52.94	0.26	74.0	21.06	Peak	339.00	300	Vertical	Pass
4**	7440.500	42.51	0.26	54.0	11.49	AV	339.00	300	Vertical	Pass
5	11124.076	51.68	-0.98	74.0	22.32	Peak	58.00	100	Vertical	Pass
5**	11124.076	42.81	-0.98	54.0	11.19	AV	58.00	100	Vertical	Pass
6	15778.725	52.26	-0.41	74.0	21.74	Peak	141.00	400	Vertical	Pass
6**	15778.725	41.30	-0.41	54.0	12.70	AV	141.00	400	Vertical	Pass

11ac40, U-NII-2C, 1 GHz to 18 GHz, High Channel, ANT H

No.	Frequency (MHz)	Results (dBuV/m)	Factor (dB)	Limit (dBuV/m)	Margin (dB)	Detector	Table (Degree)	Height (cm)	Antenna	Verdict
1	1494.000	38.61	-17.48	74.0	35.39	Peak	223.00	200	Horizontal	Pass
1**	1494.000	28.70	-17.48	54.0	25.30	AV	223.00	200	Horizontal	Pass
2	4202.500	48.28	-4.80	74.0	25.72	Peak	25.00	400	Horizontal	Pass
2**	4202.500	38.13	-4.80	54.0	15.87	AV	25.00	400	Horizontal	Pass
3	5667.500	103.14	-2.77	--	--	Peak	164.00	200	Horizontal	N/A
3**	5667.500	95.93	-2.77	--	--	AV	164.00	200	Horizontal	N/A
4	7560.250	53.03	0.05	74.0	20.97	Peak	331.00	150	Horizontal	Pass
4**	7560.250	47.94	0.05	54.0	6.06	AV	331.00	150	Horizontal	Pass
5	10972.075	51.78	-2.10	74.0	22.22	Peak	213.00	200	Horizontal	Pass
5**	10972.075	42.30	-2.10	54.0	11.70	AV	213.00	200	Horizontal	Pass
6	15743.287	51.68	0.28	74.0	22.32	Peak	72.00	100	Horizontal	Pass
6**	15743.287	42.62	0.28	54.0	11.38	AV	72.00	100	Horizontal	Pass

11ac40, U-NII-2C, 1 GHz to 18 GHz, High Channel, ANT V

No.	Frequency (MHz)	Results (dBuV/m)	Factor (dB)	Limit (dBuV/m)	Margin (dB)	Detector	Table (Degree)	Height (cm)	Antenna	Verdict
1	1498.800	41.12	-17.14	74.0	32.88	Peak	298.00	400	Vertical	Pass
1**	1498.800	28.73	-17.14	54.0	25.27	AV	298.00	400	Vertical	Pass
2	4195.250	47.46	-4.71	74.0	26.54	Peak	219.00	200	Vertical	Pass
2**	4195.250	38.30	-4.71	54.0	15.70	AV	219.00	200	Vertical	Pass
3	5665.750	100.40	-2.62	--	--	Peak	161.00	150	Vertical	N/A
3**	5665.750	92.57	-2.62	--	--	AV	161.00	150	Vertical	N/A
4	7709.500	52.90	1.27	74.0	21.10	Peak	314.00	300	Vertical	Pass
4**	7709.500	43.64	1.27	54.0	10.36	AV	314.00	300	Vertical	Pass
5	10827.437	51.90	-2.37	74.0	22.10	Peak	288.00	200	Vertical	Pass
5**	10827.437	42.57	-2.37	54.0	11.43	AV	288.00	200	Vertical	Pass
6	15474.224	52.03	-0.38	74.0	21.97	Peak	214.00	400	Vertical	Pass
6**	15474.224	41.42	-0.38	54.0	12.58	AV	214.00	400	Vertical	Pass

11ac80, U-NII-2C, 1 GHz to 18 GHz, Low Channel, ANT H

No.	Frequency (MHz)	Results (dBuV/m)	Factor (dB)	Limit (dBuV/m)	Margin (dB)	Detector	Table (Degree)	Height (cm)	Antenna	Verdict
1	1499.600	39.53	-17.07	74.0	34.47	Peak	237.00	300	Horizontal	Pass
1**	1499.600	30.37	-17.07	54.0	23.63	AV	237.00	300	Horizontal	Pass
2	4150.000	47.63	-4.61	74.0	26.37	Peak	114.00	300	Horizontal	Pass
2**	4150.000	39.76	-4.61	54.0	14.24	AV	114.00	300	Horizontal	Pass
3	5522.250	99.57	-2.81	--	--	Peak	166.00	200	Horizontal	N/A
3**	5522.250	91.66	-2.81	--	--	AV	166.00	200	Horizontal	N/A
4	7373.500	53.24	-0.80	74.0	20.76	Peak	253.00	150	Horizontal	Pass
4**	7373.500	49.78	-0.80	54.0	4.22	AV	253.00	150	Horizontal	Pass
5	11148.063	51.85	-0.95	74.0	22.15	Peak	320.00	150	Horizontal	Pass
5**	11148.063	41.92	-0.95	54.0	12.08	AV	320.00	150	Horizontal	Pass
6	15746.437	51.25	0.32	74.0	22.75	Peak	329.00	300	Horizontal	Pass
6**	15746.437	41.92	0.32	54.0	12.08	AV	329.00	300	Horizontal	Pass

11ac80, U-NII-2C, 1 GHz to 18 GHz, Low Channel, ANT V

No.	Frequency (MHz)	Results (dBuV/m)	Factor (dB)	Limit (dBuV/m)	Margin (dB)	Detector	Table (Degree)	Height (cm)	Antenna	Verdict
1	1493.700	41.55	-17.46	74.0	32.45	Peak	308.00	400	Vertical	Pass
1**	1493.700	29.73	-17.46	54.0	24.27	AV	308.00	400	Vertical	Pass
2	3988.750	47.84	-5.53	74.0	26.16	Peak	360.00	200	Vertical	Pass
2**	3988.750	37.43	-5.53	54.0	16.57	AV	360.00	200	Vertical	Pass
3	5524.750	97.66	-2.93	--	--	Peak	154.00	150	Vertical	N/A
3**	5524.750	89.67	-2.93	--	--	AV	154.00	150	Vertical	N/A
4	7521.750	52.25	1.51	74.0	21.75	Peak	52.00	300	Vertical	Pass
4**	7521.750	43.34	1.51	54.0	10.66	AV	52.00	300	Vertical	Pass
5	11120.513	51.72	-0.98	74.0	22.28	Peak	325.00	150	Vertical	Pass
5**	11120.513	42.64	-0.98	54.0	11.36	AV	325.00	150	Vertical	Pass
6	15771.638	51.50	-0.22	74.0	22.50	Peak	117.00	100	Vertical	Pass
6**	15771.638	42.42	-0.22	54.0	11.58	AV	117.00	100	Vertical	Pass

11ac80, U-NII-2C, 1 GHz to 18 GHz, High Channel, ANT H

No.	Frequency (MHz)	Results (dBuV/m)	Factor (dB)	Limit (dBuV/m)	Margin (dB)	Detector	Table (Degree)	Height (cm)	Antenna	Verdict
1	1549.600	38.85	-17.11	74.0	35.15	Peak	163.00	200	Horizontal	Pass
1**	1549.600	29.12	-17.11	54.0	24.88	AV	163.00	200	Horizontal	Pass
2	4263.500	47.71	-4.98	74.0	26.29	Peak	149.00	300	Horizontal	Pass
2**	4263.500	38.86	-4.98	54.0	15.14	AV	149.00	300	Horizontal	Pass
3	5602.000	99.64	-2.81	--	--	Peak	28.00	150	Horizontal	N/A
3**	5602.000	92.79	-2.81	--	--	AV	28.00	150	Horizontal	N/A
4	7480.250	52.65	-0.16	74.0	21.35	Peak	305.00	200	Horizontal	Pass
4**	7480.250	46.29	-0.16	54.0	7.71	AV	305.00	200	Horizontal	Pass
5	10851.662	51.19	-1.87	74.0	22.81	Peak	325.00	150	Horizontal	Pass
5**	10851.662	41.74	-1.87	54.0	12.26	AV	325.00	150	Horizontal	Pass
6	15747.750	51.42	0.34	74.0	22.58	Peak	316.00	200	Horizontal	Pass
6**	15747.750	42.67	0.34	54.0	11.33	AV	316.00	200	Horizontal	Pass

11ac80, U-NII-2C, 1 GHz to 18 GHz, High Channel, ANT V

No.	Frequency (MHz)	Results (dBuV/m)	Factor (dB)	Limit (dBuV/m)	Margin (dB)	Detector	Table (Degree)	Height (cm)	Antenna	Verdict
1	1499.900	41.83	-17.04	74.0	32.17	Peak	315.00	200	Vertical	Pass
1**	1499.900	29.86	-17.04	54.0	24.14	AV	315.00	200	Vertical	Pass
2	4256.250	47.87	-5.08	74.0	26.13	Peak	35.00	100	Vertical	Pass
2**	4256.250	38.53	-5.08	54.0	15.47	AV	35.00	100	Vertical	Pass
3	5606.250	97.15	-3.06	--	--	Peak	156.00	100	Vertical	N/A
3**	5606.250	89.26	-3.06	--	--	AV	156.00	100	Vertical	N/A
4	7524.000	52.04	1.49	74.0	21.96	Peak	113.00	100	Vertical	Pass
4**	7524.000	43.37	1.49	54.0	10.63	AV	113.00	100	Vertical	Pass
5	11135.713	51.92	-0.97	74.0	22.08	Peak	165.00	150	Vertical	Pass
5**	11135.713	42.56	-0.97	54.0	11.44	AV	165.00	150	Vertical	Pass
6	15749.588	51.57	0.37	74.0	22.43	Peak	214.00	200	Vertical	Pass
6**	15749.588	43.04	0.37	54.0	10.96	AV	214.00	200	Vertical	Pass

11a, U-NII-3, 1 GHz to 18 GHz, Low Channel, ANT H

No.	Frequency (MHz)	Results (dBuV/m)	Factor (dB)	Limit (dBuV/m)	Margin (dB)	Detector	Table (Degree)	Height (cm)	Antenna	Verdict
1	1562.800	37.98	-17.40	74.0	36.02	Peak	0.00	150	Horizontal	Pass
1**	1562.800	28.31	-17.40	54.0	25.69	AV	0.00	150	Horizontal	Pass
2	4275.750	47.95	-4.99	74.0	26.05	Peak	82.00	300	Horizontal	Pass
2**	4275.750	38.20	-4.99	54.0	15.80	AV	82.00	300	Horizontal	Pass
3	5744.250	106.66	-2.60	--	--	Peak	359.00	150	Horizontal	N/A
3**	5744.250	98.90	-2.60	--	--	AV	359.00	150	Horizontal	N/A
4	7427.500	52.79	1.54	74.0	21.21	Peak	325.00	200	Horizontal	Pass
4**	7427.500	43.79	1.54	54.0	10.21	AV	325.00	200	Horizontal	Pass
5	11353.975	51.08	-1.84	74.0	22.92	Peak	146.00	200	Horizontal	Pass
5**	11353.975	41.91	-1.84	54.0	12.09	AV	146.00	200	Horizontal	Pass
6	15767.700	51.43	-0.11	74.0	22.57	Peak	19.00	200	Horizontal	Pass
6**	15767.700	41.90	-0.11	54.0	12.10	AV	19.00	200	Horizontal	Pass

11a, U-NII-3, 1 GHz to 18 GHz, Low Channel, ANT V

No.	Frequency (MHz)	Results (dBuV/m)	Factor (dB)	Limit (dBuV/m)	Margin (dB)	Detector	Table (Degree)	Height (cm)	Antenna	Verdict
1	1498.200	43.08	-17.18	74.0	30.92	Peak	306.00	100	Vertical	Pass
1**	1498.200	32.72	-17.18	54.0	21.28	AV	306.00	100	Vertical	Pass
2	4195.500	47.19	-4.71	74.0	26.81	Peak	84.00	300	Vertical	Pass
2**	4195.500	38.77	-4.71	54.0	15.23	AV	84.00	300	Vertical	Pass
3	5745.750	103.29	-2.35	--	--	Peak	170.00	100	Vertical	N/A
3**	5745.750	95.59	-2.35	--	--	AV	170.00	100	Vertical	N/A
4	7520.000	52.65	1.26	74.0	21.35	Peak	257.00	300	Vertical	Pass
4**	7520.000	42.66	1.26	54.0	11.34	AV	257.00	300	Vertical	Pass
5	10685.887	51.92	-2.60	74.0	22.08	Peak	244.00	100	Vertical	Pass
5**	10685.887	41.47	-2.60	54.0	12.53	AV	244.00	100	Vertical	Pass
6	16072.463	51.10	-0.62	74.0	22.90	Peak	272.00	200	Vertical	Pass
6**	16072.463	40.91	-0.62	54.0	13.09	AV	272.00	200	Vertical	Pass

11a, U-NII-3, 1 GHz to 18 GHz, Middle Channel, ANT H

No.	Frequency (MHz)	Results (dBuV/m)	Factor (dB)	Limit (dBuV/m)	Margin (dB)	Detector	Table (Degree)	Height (cm)	Antenna	Verdict
1	1494.000	38.29	-17.48	74.0	35.71	Peak	230.00	100	Horizontal	Pass
1**	1494.000	28.83	-17.48	54.0	25.17	AV	230.00	100	Horizontal	Pass
2	4157.750	47.62	-4.95	74.0	26.38	Peak	167.00	400	Horizontal	Pass
2**	4157.750	38.09	-4.95	54.0	15.91	AV	167.00	400	Horizontal	Pass
3	5784.250	104.81	-2.85	--	--	Peak	306.00	200	Horizontal	N/A
3**	5784.250	97.73	-2.85	--	--	AV	306.00	200	Horizontal	N/A
4	7662.500	53.20	-0.30	74.0	20.80	Peak	219.00	400	Horizontal	Pass
4**	7662.500	43.33	-0.30	54.0	10.67	AV	219.00	400	Horizontal	Pass
5	11128.112	51.88	-0.97	74.0	22.12	Peak	52.00	150	Horizontal	Pass
5**	11128.112	42.49	-0.97	54.0	11.51	AV	52.00	150	Horizontal	Pass
6	15754.838	50.92	0.24	74.0	23.08	Peak	33.00	300	Horizontal	Pass
6**	15754.838	42.49	0.24	54.0	11.51	AV	33.00	300	Horizontal	Pass

11a, U-NII-3, 1 GHz to 18 GHz, Middle Channel, ANT V

No.	Frequency (MHz)	Results (dBuV/m)	Factor (dB)	Limit (dBuV/m)	Margin (dB)	Detector	Table (Degree)	Height (cm)	Antenna	Verdict
1	1497.900	41.29	-17.21	74.0	32.71	Peak	307.00	100	Vertical	Pass
1**	1497.900	34.16	-17.21	54.0	19.84	AV	307.00	100	Vertical	Pass
2	4151.500	47.89	-4.63	74.0	26.11	Peak	328.00	200	Vertical	Pass
2**	4151.500	39.33	-4.63	54.0	14.67	AV	328.00	200	Vertical	Pass
3	5785.750	102.31	-2.94	--	--	Peak	174.00	150	Vertical	N/A
3**	5785.750	94.76	-2.94	--	--	AV	174.00	150	Vertical	N/A
4	7530.250	53.35	1.03	74.0	20.65	Peak	21.00	100	Vertical	Pass
4**	7530.250	43.34	1.03	54.0	10.66	AV	21.00	100	Vertical	Pass
5	11190.100	51.62	-1.63	74.0	22.38	Peak	210.00	100	Vertical	Pass
5**	11190.100	43.30	-1.63	54.0	10.70	AV	210.00	100	Vertical	Pass
6	15743.287	52.08	0.28	74.0	21.92	Peak	84.00	400	Vertical	Pass
6**	15743.287	42.88	0.28	54.0	11.12	AV	84.00	400	Vertical	Pass

11a, U-NII-3, 1 GHz to 18 GHz, High Channel, ANT H

No.	Frequency (MHz)	Results (dBuV/m)	Factor (dB)	Limit (dBuV/m)	Margin (dB)	Detector	Table (Degree)	Height (cm)	Antenna	Verdict
1	1511.100	39.09	-16.82	74.0	34.91	Peak	188.00	100	Horizontal	Pass
1**	1511.100	29.41	-16.82	54.0	24.59	AV	188.00	100	Horizontal	Pass
2	4178.250	47.67	-4.38	74.0	26.33	Peak	247.00	100	Horizontal	Pass
2**	4178.250	38.61	-4.38	54.0	15.39	AV	247.00	100	Horizontal	Pass
3	5827.500	104.46	-2.59	--	--	Peak	29.00	100	Horizontal	N/A
3**	5827.500	97.08	-2.59	--	--	AV	29.00	100	Horizontal	N/A
4	7427.500	53.07	1.54	74.0	20.93	Peak	107.00	100	Horizontal	Pass
4**	7427.500	43.04	1.54	54.0	10.96	AV	107.00	100	Horizontal	Pass
5	11056.625	51.42	-1.82	74.0	22.58	Peak	52.00	100	Horizontal	Pass
5**	11056.625	41.99	-1.82	54.0	12.01	AV	52.00	100	Horizontal	Pass
6	15822.825	51.95	-0.87	74.0	22.05	Peak	242.00	300	Horizontal	Pass
6**	15822.825	40.88	-0.87	54.0	13.12	AV	242.00	300	Horizontal	Pass

11a, U-NII-3, 1 GHz to 18 GHz, High Channel, ANT V

No.	Frequency (MHz)	Results (dBuV/m)	Factor (dB)	Limit (dBuV/m)	Margin (dB)	Detector	Table (Degree)	Height (cm)	Antenna	Verdict
1	1493.000	41.82	-17.38	74.0	32.18	Peak	303.00	300	Vertical	Pass
1**	1493.000	29.47	-17.38	54.0	24.53	AV	303.00	300	Vertical	Pass
2	3998.250	47.70	-5.26	74.0	26.30	Peak	355.00	300	Vertical	Pass
2**	3998.250	37.89	-5.26	54.0	16.11	AV	355.00	300	Vertical	Pass
3	5826.000	100.61	-2.68	--	--	Peak	167.00	200	Vertical	N/A
3**	5826.000	92.92	-2.68	--	--	AV	167.00	200	Vertical	N/A
4	7550.000	52.36	-0.04	74.0	21.64	Peak	347.00	100	Vertical	Pass
4**	7550.000	42.71	-0.04	54.0	11.29	AV	347.00	100	Vertical	Pass
5	11359.200	51.84	-1.82	74.0	22.16	Peak	327.00	150	Vertical	Pass
5**	11359.200	41.76	-1.82	54.0	12.24	AV	327.00	150	Vertical	Pass
6	15751.950	51.62	0.32	74.0	22.38	Peak	0.00	100	Vertical	Pass
6**	15751.950	42.55	0.32	54.0	11.45	AV	0.00	100	Vertical	Pass

11n20, U-NII-3, 1 GHz to 18 GHz, Low Channel, ANT H

No.	Frequency (MHz)	Results (dBuV/m)	Factor (dB)	Limit (dBuV/m)	Margin (dB)	Detector	Table (Degree)	Height (cm)	Antenna	Verdict
1	1612.200	38.53	-16.95	74.0	35.47	Peak	140.00	400	Horizontal	Pass
1**	1612.200	29.21	-16.95	54.0	24.79	AV	140.00	400	Horizontal	Pass
2	4175.500	47.72	-4.55	74.0	26.28	Peak	118.00	300	Horizontal	Pass
2**	4175.500	37.89	-4.55	54.0	16.11	AV	118.00	300	Horizontal	Pass
3	5746.000	105.64	-2.30	--	--	Peak	354.00	150	Horizontal	N/A
3**	5746.000	98.36	-2.30	--	--	AV	354.00	150	Horizontal	N/A
4	7349.250	52.48	-0.11	74.0	21.52	Peak	360.00	200	Horizontal	Pass
4**	7349.250	43.27	-0.11	54.0	10.73	AV	360.00	200	Horizontal	Pass
5	11114.100	52.15	-0.99	74.0	21.85	Peak	124.00	100	Horizontal	Pass
5**	11114.100	42.48	-0.99	54.0	11.52	AV	124.00	100	Horizontal	Pass
6	15752.212	51.32	0.31	74.0	22.68	Peak	182.00	300	Horizontal	Pass
6**	15752.212	42.87	0.31	54.0	11.13	AV	182.00	300	Horizontal	Pass

11n20, U-NII-3, 1 GHz to 18 GHz, Low Channel, ANT V

No.	Frequency (MHz)	Results (dBuV/m)	Factor (dB)	Limit (dBuV/m)	Margin (dB)	Detector	Table (Degree)	Height (cm)	Antenna	Verdict
1	1497.000	41.11	-17.29	74.0	32.89	Peak	303.00	300	Vertical	Pass
1**	1497.000	28.72	-17.29	54.0	25.28	AV	303.00	300	Vertical	Pass
2	4093.250	47.51	-4.69	74.0	26.49	Peak	247.00	300	Vertical	Pass
2**	4093.250	38.20	-4.69	54.0	15.80	AV	247.00	300	Vertical	Pass
3	5745.750	102.83	-2.35	--	--	Peak	177.00	200	Vertical	N/A
3**	5745.750	94.75	-2.35	--	--	AV	177.00	200	Vertical	N/A
4	7528.250	52.10	1.17	74.0	21.90	Peak	316.00	300	Vertical	Pass
4**	7528.250	43.58	1.17	54.0	10.42	AV	316.00	300	Vertical	Pass
5	10718.425	51.62	-2.15	74.0	22.38	Peak	100.00	200	Vertical	Pass
5**	10718.425	42.74	-2.15	54.0	11.26	AV	100.00	200	Vertical	Pass
6	15763.763	51.51	-0.00	74.0	22.49	Peak	184.00	100	Vertical	Pass
6**	15763.763	42.38	-0.00	54.0	11.62	AV	184.00	100	Vertical	Pass

11n20, U-NII-3, 1 GHz to 18 GHz, Middle Channel, ANT H

No.	Frequency (MHz)	Results (dBuV/m)	Factor (dB)	Limit (dBuV/m)	Margin (dB)	Detector	Table (Degree)	Height (cm)	Antenna	Verdict
1	1536.700	39.24	-17.14	74.0	34.76	Peak	240.00	200	Horizontal	Pass
1**	1536.700	28.33	-17.14	54.0	25.67	AV	240.00	200	Horizontal	Pass
2	4153.000	47.50	-4.86	74.0	26.50	Peak	67.00	400	Horizontal	Pass
2**	4153.000	38.72	-4.86	54.0	15.28	AV	67.00	400	Horizontal	Pass
3	5783.250	104.28	-2.95	--	--	Peak	332.00	150	Horizontal	N/A
3**	5783.250	96.74	-2.95	--	--	AV	332.00	150	Horizontal	N/A
4	7422.500	52.64	1.22	74.0	21.36	Peak	41.00	300	Horizontal	Pass
4**	7422.500	43.83	1.22	54.0	10.17	AV	41.00	300	Horizontal	Pass
5	10834.088	51.79	-2.21	74.0	22.21	Peak	67.00	100	Horizontal	Pass
5**	10834.088	42.37	-2.21	54.0	11.63	AV	67.00	100	Horizontal	Pass
6	16189.013	51.11	0.13	74.0	22.89	Peak	45.00	200	Horizontal	Pass
6**	16189.013	40.97	0.13	54.0	13.03	AV	45.00	200	Horizontal	Pass

11n20, U-NII-3, 1 GHz to 18 GHz, Middle Channel, ANT V

No.	Frequency (MHz)	Results (dBuV/m)	Factor (dB)	Limit (dBuV/m)	Margin (dB)	Detector	Table (Degree)	Height (cm)	Antenna	Verdict
1	1493.000	41.46	-17.38	74.0	32.54	Peak	283.00	300	Vertical	Pass
1**	1493.000	28.80	-17.38	54.0	25.20	AV	283.00	300	Vertical	Pass
2	4347.000	47.50	-5.34	74.0	26.50	Peak	332.00	300	Vertical	Pass
2**	4347.000	38.29	-5.34	54.0	15.71	AV	332.00	300	Vertical	Pass
3	5787.750	101.45	-3.11	--	--	Peak	175.00	100	Vertical	N/A
3**	5787.750	93.19	-3.11	--	--	AV	175.00	100	Vertical	N/A
4	7532.500	52.34	0.98	74.0	21.66	Peak	245.00	200	Vertical	Pass
4**	7532.500	42.94	0.98	54.0	11.06	AV	245.00	200	Vertical	Pass
5	11079.900	53.16	-1.38	74.0	20.84	Peak	25.00	150	Vertical	Pass
5**	11079.900	42.08	-1.38	54.0	11.92	AV	25.00	150	Vertical	Pass
6	15776.888	51.54	-0.36	74.0	22.46	Peak	282.00	100	Vertical	Pass
6**	15776.888	42.70	-0.36	54.0	11.30	AV	282.00	100	Vertical	Pass

11n20, U-NII-3, 1 GHz to 18 GHz, High Channel, ANT H

No.	Frequency (MHz)	Results (dBuV/m)	Factor (dB)	Limit (dBuV/m)	Margin (dB)	Detector	Table (Degree)	Height (cm)	Antenna	Verdict
1	1530.100	38.21	-17.19	74.0	35.79	Peak	0.00	200	Horizontal	Pass
1**	1530.100	28.01	-17.19	54.0	25.99	AV	0.00	200	Horizontal	Pass
2	4357.750	47.56	-5.39	74.0	26.44	Peak	6.00	100	Horizontal	Pass
2**	4357.750	38.33	-5.39	54.0	15.67	AV	6.00	100	Horizontal	Pass
3	5827.500	103.11	-2.59	--	--	Peak	359.00	150	Horizontal	N/A
3**	5827.500	96.35	-2.59	--	--	AV	359.00	150	Horizontal	N/A
4	7664.000	52.36	-0.37	74.0	21.64	Peak	187.00	200	Horizontal	Pass
4**	7664.000	42.03	-0.37	54.0	11.97	AV	187.00	200	Horizontal	Pass
5	10716.763	51.88	-2.17	74.0	22.12	Peak	197.00	100	Horizontal	Pass
5**	10716.763	42.40	-2.17	54.0	11.60	AV	197.00	100	Horizontal	Pass
6	15749.063	52.13	0.36	74.0	21.87	Peak	45.00	400	Horizontal	Pass
6**	15749.063	42.19	0.36	54.0	11.81	AV	45.00	400	Horizontal	Pass

11n20, U-NII-3, 1 GHz to 18 GHz, High Channel, ANT V

No.	Frequency (MHz)	Results (dBuV/m)	Factor (dB)	Limit (dBuV/m)	Margin (dB)	Detector	Table (Degree)	Height (cm)	Antenna	Verdict
1	1498.900	43.07	-17.13	74.0	30.93	Peak	313.00	300	Vertical	Pass
1**	1498.900	33.48	-17.13	54.0	20.52	AV	313.00	300	Vertical	Pass
2	4173.500	48.42	-4.53	74.0	25.58	Peak	125.00	400	Vertical	Pass
2**	4173.500	38.36	-4.53	54.0	15.64	AV	125.00	400	Vertical	Pass
3	5822.500	99.08	-2.89	--	--	Peak	175.00	200	Vertical	N/A
3**	5822.500	91.29	-2.89	--	--	AV	175.00	200	Vertical	N/A
4	7709.000	52.20	1.26	74.0	21.80	Peak	245.00	300	Vertical	Pass
4**	7709.000	43.29	1.26	54.0	10.71	AV	245.00	300	Vertical	Pass
5	11101.750	51.55	-1.01	74.0	22.45	Peak	46.00	100	Vertical	Pass
5**	11101.750	41.27	-1.01	54.0	12.73	AV	46.00	100	Vertical	Pass
6	15739.612	51.50	0.23	74.0	22.50	Peak	85.00	400	Vertical	Pass
6**	15739.612	42.16	0.23	54.0	11.84	AV	85.00	400	Vertical	Pass

11n40, U-NII-3, 1 GHz to 18 GHz, Low Channel, ANT H

No.	Frequency (MHz)	Results (dBuV/m)	Factor (dB)	Limit (dBuV/m)	Margin (dB)	Detector	Table (Degree)	Height (cm)	Antenna	Verdict
1	1500.000	39.00	-17.03	74.0	35.00	Peak	327.00	300	Horizontal	Pass
1**	1500.000	28.39	-17.03	54.0	25.61	AV	327.00	300	Horizontal	Pass
2	4284.500	47.59	-5.06	74.0	26.41	Peak	89.00	400	Horizontal	Pass
2**	4284.500	37.73	-5.06	54.0	16.27	AV	89.00	400	Horizontal	Pass
3	5753.250	100.97	-2.45	--	--	Peak	337.00	150	Horizontal	N/A
3**	5753.250	92.86	-2.45	--	--	AV	337.00	150	Horizontal	N/A
4	7670.750	51.85	0.40	74.0	22.15	Peak	38.00	150	Horizontal	Pass
4**	7670.750	42.51	0.40	54.0	11.49	AV	38.00	150	Horizontal	Pass
5	11187.013	51.34	-1.58	74.0	22.66	Peak	184.00	100	Horizontal	Pass
5**	11187.013	41.99	-1.58	54.0	12.01	AV	184.00	100	Horizontal	Pass
6	15752.212	51.82	0.31	74.0	22.18	Peak	143.00	300	Horizontal	Pass
6**	15752.212	42.74	0.31	54.0	11.26	AV	143.00	300	Horizontal	Pass

11n40, U-NII-3, 1 GHz to 18 GHz, Low Channel, ANT V

No.	Frequency (MHz)	Results (dBuV/m)	Factor (dB)	Limit (dBuV/m)	Margin (dB)	Detector	Table (Degree)	Height (cm)	Antenna	Verdict
1	1615.100	42.19	-17.16	74.0	31.81	Peak	210.00	100	Vertical	Pass
1**	1615.100	28.86	-17.16	54.0	25.14	AV	210.00	100	Vertical	Pass
2	4074.250	48.45	-4.88	74.0	25.55	Peak	29.00	100	Vertical	Pass
2**	4074.250	37.77	-4.88	54.0	16.23	AV	29.00	100	Vertical	Pass
3	5752.750	97.62	-2.44	--	--	Peak	175.00	200	Vertical	N/A
3**	5752.750	90.35	-2.44	--	--	AV	175.00	200	Vertical	N/A
4	7426.750	52.07	1.73	74.0	21.93	Peak	285.00	400	Vertical	Pass
4**	7426.750	43.21	1.73	54.0	10.79	AV	285.00	400	Vertical	Pass
5	11193.187	52.54	-1.68	74.0	21.46	Peak	360.00	150	Vertical	Pass
5**	11193.187	41.73	-1.68	54.0	12.27	AV	360.00	150	Vertical	Pass
6	15984.525	51.44	-0.45	74.0	22.56	Peak	131.00	150	Vertical	Pass
6**	15984.525	41.71	-0.45	54.0	12.29	AV	131.00	150	Vertical	Pass

11n40, U-NII-3, 1 GHz to 18 GHz, High Channel, ANT H

No.	Frequency (MHz)	Results (dBuV/m)	Factor (dB)	Limit (dBuV/m)	Margin (dB)	Detector	Table (Degree)	Height (cm)	Antenna	Verdict
1	1452.100	38.31	-17.45	74.0	35.69	Peak	77.00	400	Horizontal	Pass
1**	1452.100	28.29	-17.45	54.0	25.71	AV	77.00	400	Horizontal	Pass
2	4195.500	47.84	-4.71	74.0	26.16	Peak	31.00	100	Horizontal	Pass
2**	4195.500	39.12	-4.71	54.0	14.88	AV	31.00	100	Horizontal	Pass
3	5792.500	99.94	-2.87	--	--	Peak	57.00	200	Horizontal	N/A
3**	5792.500	92.04	-2.87	--	--	AV	57.00	200	Horizontal	N/A
4	7704.500	52.30	1.52	74.0	21.70	Peak	360.00	100	Horizontal	Pass
4**	7704.500	42.99	1.52	54.0	11.01	AV	360.00	100	Horizontal	Pass
5	10701.088	51.65	-2.42	74.0	22.35	Peak	270.00	100	Horizontal	Pass
5**	10701.088	41.75	-2.42	54.0	12.25	AV	270.00	100	Horizontal	Pass
6	15768.750	51.90	-0.14	74.0	22.10	Peak	192.00	400	Horizontal	Pass
6**	15768.750	42.69	-0.14	54.0	11.31	AV	192.00	400	Horizontal	Pass

11n40, U-NII-3, 1 GHz to 18 GHz, High Channel, ANT V

No.	Frequency (MHz)	Results (dBuV/m)	Factor (dB)	Limit (dBuV/m)	Margin (dB)	Detector	Table (Degree)	Height (cm)	Antenna	Verdict
1	1496.600	39.87	-17.33	74.0	34.13	Peak	291.00	100	Vertical	Pass
1**	1496.600	29.98	-17.33	54.0	24.02	AV	291.00	100	Vertical	Pass
2	4181.500	47.58	-4.61	74.0	26.42	Peak	340.00	400	Vertical	Pass
2**	4181.500	38.96	-4.61	54.0	15.04	AV	340.00	400	Vertical	Pass
3	5783.500	96.95	-2.92	--	--	Peak	175.00	200	Vertical	N/A
3**	5783.500	87.97	-2.92	--	--	AV	175.00	200	Vertical	N/A
4	7655.000	52.30	-0.36	74.0	21.70	Peak	201.00	400	Vertical	Pass
4**	7655.000	42.90	-0.36	54.0	11.10	AV	201.00	400	Vertical	Pass
5	11124.312	51.67	-0.98	74.0	22.33	Peak	199.00	100	Vertical	Pass
5**	11124.312	42.66	-0.98	54.0	11.34	AV	199.00	100	Vertical	Pass
6	15847.500	51.37	-0.73	74.0	22.63	Peak	282.00	200	Vertical	Pass
6**	15847.500	41.13	-0.73	54.0	12.87	AV	282.00	200	Vertical	Pass

11ac20, U-NII-3, 1 GHz to 18 GHz, Low Channel, ANT H

No.	Frequency (MHz)	Results (dBuV/m)	Factor (dB)	Limit (dBuV/m)	Margin (dB)	Detector	Table (Degree)	Height (cm)	Antenna	Verdict
1	1499.100	38.86	-17.11	74.0	35.14	Peak	320.00	300	Horizontal	Pass
1**	1499.100	28.84	-17.11	54.0	25.16	AV	320.00	300	Horizontal	Pass
2	4079.500	47.52	-4.52	74.0	26.48	Peak	186.00	200	Horizontal	Pass
2**	4079.500	38.59	-4.52	54.0	15.41	AV	186.00	200	Horizontal	Pass
3	5744.250	105.50	-2.60	--	--	Peak	21.00	200	Horizontal	N/A
3**	5744.250	98.60	-2.60	--	--	AV	21.00	200	Horizontal	N/A
4	7426.250	52.96	1.57	74.0	21.04	Peak	360.00	100	Horizontal	Pass
4**	7426.250	43.86	1.57	54.0	10.14	AV	360.00	100	Horizontal	Pass
5	11121.225	51.05	-0.98	74.0	22.95	Peak	39.00	200	Horizontal	Pass
5**	11121.225	41.97	-0.98	54.0	12.03	AV	39.00	200	Horizontal	Pass
6	16022.587	51.60	-0.71	74.0	22.40	Peak	69.00	300	Horizontal	Pass
6**	16022.587	41.34	-0.71	54.0	12.66	AV	69.00	300	Horizontal	Pass

11ac20, U-NII-3, 1 GHz to 18 GHz, Low Channel, ANT V

No.	Frequency (MHz)	Results (dBuV/m)	Factor (dB)	Limit (dBuV/m)	Margin (dB)	Detector	Table (Degree)	Height (cm)	Antenna	Verdict
1	1499.800	39.79	-17.05	74.0	34.21	Peak	360.00	100	Vertical	Pass
1**	1499.800	33.45	-17.05	54.0	20.55	AV	360.00	100	Vertical	Pass
2	4019.000	47.85	-5.25	74.0	26.15	Peak	165.00	100	Vertical	Pass
2**	4019.000	38.65	-5.25	54.0	15.35	AV	165.00	100	Vertical	Pass
3	5744.000	102.31	-2.64	--	--	Peak	175.00	200	Vertical	N/A
3**	5744.000	94.51	-2.64	--	--	AV	175.00	200	Vertical	N/A
4	7426.250	52.42	1.57	74.0	21.58	Peak	165.00	100	Vertical	Pass
4**	7426.250	43.69	1.57	54.0	10.31	AV	165.00	100	Vertical	Pass
5	11382.713	51.40	-1.72	74.0	22.60	Peak	156.00	150	Vertical	Pass
5**	11382.713	41.49	-1.72	54.0	12.51	AV	156.00	150	Vertical	Pass
6	15758.513	51.69	0.14	74.0	22.31	Peak	352.00	200	Vertical	Pass
6**	15758.513	41.90	0.14	54.0	12.10	AV	352.00	200	Vertical	Pass

11ac20, U-NII-3, 1 GHz to 18 GHz, Middle Channel, ANT H

No.	Frequency (MHz)	Results (dBuV/m)	Factor (dB)	Limit (dBuV/m)	Margin (dB)	Detector	Table (Degree)	Height (cm)	Antenna	Verdict
1	1496.500	38.47	-17.34	74.0	35.53	Peak	137.00	100	Horizontal	Pass
1**	1496.500	28.51	-17.34	54.0	25.49	AV	137.00	100	Horizontal	Pass
2	4176.750	47.86	-4.47	74.0	26.14	Peak	165.00	400	Horizontal	Pass
2**	4176.750	38.57	-4.47	54.0	15.43	AV	165.00	400	Horizontal	Pass
3	5786.500	105.03	-3.00	--	--	Peak	359.00	150	Horizontal	N/A
3**	5786.500	97.16	-3.00	--	--	AV	359.00	150	Horizontal	N/A
4	7563.000	52.33	0.01	74.0	21.67	Peak	123.00	150	Horizontal	Pass
4**	7563.000	42.56	0.01	54.0	11.44	AV	123.00	150	Horizontal	Pass
5	10697.763	51.62	-2.46	74.0	22.38	Peak	0.00	150	Horizontal	Pass
5**	10697.763	42.32	-2.46	54.0	11.68	AV	0.00	150	Horizontal	Pass
6	16095.300	51.36	0.01	74.0	22.64	Peak	360.00	100	Horizontal	Pass
6**	16095.300	41.53	0.01	54.0	12.47	AV	360.00	100	Horizontal	Pass

11ac20, U-NII-3, 1 GHz to 18 GHz, Middle Channel, ANT V

No.	Frequency (MHz)	Results (dBuV/m)	Factor (dB)	Limit (dBuV/m)	Margin (dB)	Detector	Table (Degree)	Height (cm)	Antenna	Verdict
1	1497.500	40.28	-17.25	74.0	33.72	Peak	291.00	400	Vertical	Pass
1**	1497.500	32.87	-17.25	54.0	21.13	AV	291.00	400	Vertical	Pass
2	4252.500	47.66	-4.76	74.0	26.34	Peak	63.00	100	Vertical	Pass
2**	4252.500	38.00	-4.76	54.0	16.00	AV	63.00	100	Vertical	Pass
3	5784.500	100.20	-2.85	--	--	Peak	175.00	100	Vertical	N/A
3**	5784.500	93.21	-2.85	--	--	AV	175.00	100	Vertical	N/A
4	7702.750	53.45	1.39	74.0	20.55	Peak	99.00	300	Vertical	Pass
4**	7702.750	42.88	1.39	54.0	11.12	AV	99.00	300	Vertical	Pass
5	10835.987	51.73	-2.16	74.0	22.27	Peak	234.00	100	Vertical	Pass
5**	10835.987	41.58	-2.16	54.0	12.42	AV	234.00	100	Vertical	Pass
6	15741.187	51.89	0.25	74.0	22.11	Peak	82.00	100	Vertical	Pass
6**	15741.187	42.03	0.25	54.0	11.97	AV	82.00	100	Vertical	Pass

11ac20, U-NII-3, 1 GHz to 18 GHz, High Channel, ANT H

No.	Frequency (MHz)	Results (dBuV/m)	Factor (dB)	Limit (dBuV/m)	Margin (dB)	Detector	Table (Degree)	Height (cm)	Antenna	Verdict
1	1461.600	38.81	-17.35	74.0	35.19	Peak	9.00	200	Horizontal	Pass
1**	1461.600	28.55	-17.35	54.0	25.45	AV	9.00	200	Horizontal	Pass
2	3990.250	47.85	-5.31	74.0	26.15	Peak	63.00	100	Horizontal	Pass
2**	3990.250	37.73	-5.31	54.0	16.27	AV	63.00	100	Horizontal	Pass
3	5823.750	102.69	-2.89	--	--	Peak	338.00	200	Horizontal	N/A
3**	5823.750	94.84	-2.89	--	--	AV	338.00	200	Horizontal	N/A
4	7427.250	52.14	1.64	74.0	21.86	Peak	63.00	100	Horizontal	Pass
4**	7427.250	43.98	1.64	54.0	10.02	AV	63.00	100	Horizontal	Pass
5	10717.237	51.50	-2.16	74.0	22.50	Peak	197.00	200	Horizontal	Pass
5**	10717.237	42.44	-2.16	54.0	11.56	AV	197.00	200	Horizontal	Pass
6	15750.112	51.46	0.37	74.0	22.54	Peak	172.00	400	Horizontal	Pass
6**	15750.112	42.12	0.37	54.0	11.88	AV	172.00	400	Horizontal	Pass

11ac20, U-NII-3, 1 GHz to 18 GHz, High Channel, ANT V

No.	Frequency (MHz)	Results (dBuV/m)	Factor (dB)	Limit (dBuV/m)	Margin (dB)	Detector	Table (Degree)	Height (cm)	Antenna	Verdict
1	1496.200	39.78	-17.37	74.0	34.22	Peak	225.00	400	Vertical	Pass
1**	1496.200	30.18	-17.37	54.0	23.82	AV	225.00	400	Vertical	Pass
2	4202.500	47.59	-4.80	74.0	26.41	Peak	335.00	200	Vertical	Pass
2**	4202.500	38.48	-4.80	54.0	15.52	AV	335.00	200	Vertical	Pass
3	5823.250	99.26	-2.90	--	--	Peak	171.00	100	Vertical	N/A
3**	5823.250	91.34	-2.90	--	--	AV	171.00	100	Vertical	N/A
4	7475.750	52.73	0.58	74.0	21.27	Peak	327.00	300	Vertical	Pass
4**	7475.750	43.03	0.58	54.0	10.97	AV	327.00	300	Vertical	Pass
5	10696.337	51.43	-2.48	74.0	22.57	Peak	217.00	150	Vertical	Pass
5**	10696.337	41.54	-2.48	54.0	12.46	AV	217.00	150	Vertical	Pass
6	15748.275	51.57	0.35	74.0	22.43	Peak	57.00	400	Vertical	Pass
6**	15748.275	43.06	0.35	54.0	10.94	AV	57.00	400	Vertical	Pass

11ac40, U-NII-3, 1 GHz to 18 GHz, Low Channel, ANT H

No.	Frequency (MHz)	Results (dBuV/m)	Factor (dB)	Limit (dBuV/m)	Margin (dB)	Detector	Table (Degree)	Height (cm)	Antenna	Verdict
1	1493.700	38.76	-17.46	74.0	35.24	Peak	222.00	400	Horizontal	Pass
1**	1493.700	28.79	-17.46	54.0	25.21	AV	222.00	400	Horizontal	Pass
2	3860.500	48.07	-6.53	74.0	25.93	Peak	320.00	400	Horizontal	Pass
2**	3860.500	36.69	-6.53	54.0	17.31	AV	320.00	400	Horizontal	Pass
3	5752.500	100.99	-2.43	--	--	Peak	97.00	100	Horizontal	N/A
3**	5752.500	93.76	-2.43	--	--	AV	97.00	100	Horizontal	N/A
4	7417.250	52.36	0.55	74.0	21.64	Peak	140.00	100	Horizontal	Pass
4**	7417.250	42.50	0.55	54.0	11.50	AV	140.00	100	Horizontal	Pass
5	11214.800	51.38	-2.19	74.0	22.62	Peak	327.00	200	Horizontal	Pass
5**	11214.800	41.59	-2.19	54.0	12.41	AV	327.00	200	Horizontal	Pass
6	15748.013	51.69	0.35	74.0	22.31	Peak	308.00	400	Horizontal	Pass
6**	15748.013	42.27	0.35	54.0	11.73	AV	308.00	400	Horizontal	Pass

11ac40, U-NII-3, 1 GHz to 18 GHz, Low Channel, ANT V

No.	Frequency (MHz)	Results (dBuV/m)	Factor (dB)	Limit (dBuV/m)	Margin (dB)	Detector	Table (Degree)	Height (cm)	Antenna	Verdict
1	1499.200	40.09	-17.10	74.0	33.91	Peak	281.00	400	Vertical	Pass
1**	1499.200	28.66	-17.10	54.0	25.34	AV	281.00	400	Vertical	Pass
2	3988.750	48.35	-5.53	74.0	25.65	Peak	360.00	300	Vertical	Pass
2**	3988.750	37.46	-5.53	54.0	16.54	AV	360.00	300	Vertical	Pass
3	5750.500	98.41	-2.43	--	--	Peak	175.00	150	Vertical	N/A
3**	5750.500	90.52	-2.43	--	--	AV	175.00	150	Vertical	N/A
4	7523.500	52.53	1.53	74.0	21.47	Peak	82.00	200	Vertical	Pass
4**	7523.500	43.14	1.53	54.0	10.86	AV	82.00	200	Vertical	Pass
5	12651.437	51.52	-0.86	74.0	22.48	Peak	98.00	200	Vertical	Pass
5**	12651.437	41.39	-0.86	54.0	12.61	AV	98.00	200	Vertical	Pass
6	15950.137	51.08	-0.82	74.0	22.92	Peak	7.00	300	Vertical	Pass
6**	15950.137	41.33	-0.82	54.0	12.67	AV	7.00	300	Vertical	Pass

11ac40, U-NII-3, 1 GHz to 18 GHz, High Channel, ANT H

No.	Frequency (MHz)	Results (dBuV/m)	Factor (dB)	Limit (dBuV/m)	Margin (dB)	Detector	Table (Degree)	Height (cm)	Antenna	Verdict
1	1575.700	38.89	-17.23	74.0	35.11	Peak	178.00	400	Horizontal	Pass
1**	1575.700	29.06	-17.23	54.0	24.94	AV	178.00	400	Horizontal	Pass
2	4152.000	47.57	-4.68	74.0	26.43	Peak	4.00	300	Horizontal	Pass
2**	4152.000	39.18	-4.68	54.0	14.82	AV	4.00	300	Horizontal	Pass
3	5791.750	99.94	-2.99	--	--	Peak	108.00	200	Horizontal	N/A
3**	5791.750	93.28	-2.99	--	--	AV	108.00	200	Horizontal	N/A
4	7428.000	52.88	1.35	74.0	21.12	Peak	74.00	300	Horizontal	Pass
4**	7428.000	43.34	1.35	54.0	10.66	AV	74.00	300	Horizontal	Pass
5	10750.725	51.81	-1.67	74.0	22.19	Peak	206.00	100	Horizontal	Pass
5**	10750.725	40.91	-1.67	54.0	13.09	AV	206.00	100	Horizontal	Pass
6	16025.475	51.24	-0.77	74.0	22.76	Peak	143.00	400	Horizontal	Pass
6**	16025.475	41.94	-0.77	54.0	12.06	AV	143.00	400	Horizontal	Pass

11ac40, U-NII-3, 1 GHz to 18 GHz, High Channel, ANT V

No.	Frequency (MHz)	Results (dBuV/m)	Factor (dB)	Limit (dBuV/m)	Margin (dB)	Detector	Table (Degree)	Height (cm)	Antenna	Verdict
1	1499.700	39.91	-17.06	74.0	34.09	Peak	281.00	300	Vertical	Pass
1**	1499.700	28.68	-17.06	54.0	25.32	AV	281.00	300	Vertical	Pass
2	3991.250	48.08	-5.23	74.0	25.92	Peak	29.00	200	Vertical	Pass
2**	3991.250	39.27	-5.23	54.0	14.73	AV	29.00	200	Vertical	Pass
3	5797.250	97.61	-3.05	--	--	Peak	179.00	150	Vertical	N/A
3**	5797.250	89.25	-3.05	--	--	AV	179.00	150	Vertical	N/A
4	7342.250	52.42	0.18	74.0	21.58	Peak	187.00	400	Vertical	Pass
4**	7342.250	42.69	0.18	54.0	11.31	AV	187.00	400	Vertical	Pass
5	10718.188	51.14	-2.15	74.0	22.86	Peak	246.00	200	Vertical	Pass
5**	10718.188	42.80	-2.15	54.0	11.20	AV	246.00	200	Vertical	Pass
6	15764.287	51.19	-0.02	74.0	22.81	Peak	31.00	100	Vertical	Pass
6**	15764.287	42.33	-0.02	54.0	11.67	AV	31.00	100	Vertical	Pass

11ac80, U-NII-3, 1 GHz to 18 GHz, Middle Channel, ANT H

No.	Frequency (MHz)	Results (dBuV/m)	Factor (dB)	Limit (dBuV/m)	Margin (dB)	Detector	Table (Degree)	Height (cm)	Antenna	Verdict
1	1575.500	38.25	-17.21	74.0	35.75	Peak	213.00	400	Horizontal	Pass
1**	1575.500	28.98	-17.21	54.0	25.02	AV	213.00	400	Horizontal	Pass
2	4227.000	48.20	-4.70	74.0	25.80	Peak	354.00	300	Horizontal	Pass
2**	4227.000	38.42	-4.70	54.0	15.58	AV	354.00	300	Horizontal	Pass
3	5770.500	96.47	-2.15	--	--	Peak	104.00	150	Horizontal	N/A
3**	5770.500	88.75	-2.15	--	--	AV	104.00	150	Horizontal	N/A
4	7457.500	52.18	0.79	74.0	21.82	Peak	53.00	200	Horizontal	Pass
4**	7457.500	42.94	0.79	54.0	11.06	AV	53.00	200	Horizontal	Pass
5	11194.849	51.59	-1.71	74.0	22.41	Peak	244.00	150	Horizontal	Pass
5**	11194.849	41.77	-1.71	54.0	12.23	AV	244.00	150	Horizontal	Pass
6	15743.025	51.14	0.28	74.0	22.86	Peak	306.00	100	Horizontal	Pass
6**	15743.025	42.60	0.28	54.0	11.40	AV	306.00	100	Horizontal	Pass

11ac80, U-NII-3, 1 GHz to 18 GHz, Middle Channel, ANT V

No.	Frequency (MHz)	Results (dBuV/m)	Factor (dB)	Limit (dBuV/m)	Margin (dB)	Detector	Table (Degree)	Height (cm)	Antenna	Verdict
1	1497.700	41.27	-17.23	74.0	32.73	Peak	225.00	400	Vertical	Pass
1**	1497.700	31.26	-17.23	54.0	22.74	AV	225.00	400	Vertical	Pass
2	4176.250	48.11	-4.51	74.0	25.89	Peak	108.00	100	Vertical	Pass
2**	4176.250	38.09	-4.51	54.0	15.91	AV	108.00	100	Vertical	Pass
3	5777.000	93.95	-2.60	--	--	Peak	178.00	100	Vertical	N/A
3**	5777.000	87.02	-2.60	--	--	AV	178.00	100	Vertical	N/A
4	7456.250	52.74	0.88	74.0	21.26	Peak	186.00	300	Vertical	Pass
4**	7456.250	42.74	0.88	54.0	11.26	AV	186.00	300	Vertical	Pass
5	11134.287	51.70	-0.97	74.0	22.30	Peak	136.00	100	Vertical	Pass
5**	11134.287	42.26	-0.97	54.0	11.74	AV	136.00	100	Vertical	Pass
6	15755.888	52.03	0.21	74.0	21.97	Peak	196.00	300	Vertical	Pass
6**	15755.888	42.42	0.21	54.0	11.58	AV	196.00	300	Vertical	Pass

11a, U-NII-2C&U-NII-3,1 GHz to 18 GHz, 144 Channel, ANT H

No.	Frequency (MHz)	Results (dBuV/m)	Factor (dB)	Limit (dBuV/m)	Margin (dB)	Detector	Table (Degree)	Height (cm)	Antenna	Verdict
1	1496.800	38.83	-17.31	74.0	35.17	Peak	227.00	400	Horizontal	Pass
1**	1496.800	28.63	-17.31	54.0	25.37	AV	227.00	400	Horizontal	Pass
2	4130.500	47.56	-4.60	74.0	26.44	Peak	131.00	100	Horizontal	Pass
2**	4130.500	38.44	-4.60	54.0	15.56	AV	131.00	100	Horizontal	Pass
3	5718.250	107.18	-2.15	--	--	Peak	340.00	100	Horizontal	N/A
3**	5718.250	99.65	-2.15	--	--	AV	340.00	100	Horizontal	N/A
4	7562.750	52.40	0.03	74.0	21.60	Peak	11.00	400	Horizontal	Pass
4**	7562.750	43.15	0.03	54.0	10.85	AV	11.00	400	Horizontal	Pass
5	10970.888	51.18	-2.12	74.0	22.82	Peak	0.00	100	Horizontal	Pass
5**	10970.888	42.00	-2.12	54.0	12.00	AV	0.00	100	Horizontal	Pass
6	15748.013	51.45	0.35	74.0	22.55	Peak	46.00	200	Horizontal	Pass
6**	15748.013	42.20	0.35	54.0	11.80	AV	46.00	200	Horizontal	Pass

11a, U-NII-2C&U-NII-3, 1 GHz to 18 GHz, 144 Channel, ANT V

No.	Frequency (MHz)	Results (dBuV/m)	Factor (dB)	Limit (dBuV/m)	Margin (dB)	Detector	Table (Degree)	Height (cm)	Antenna	Verdict
1	1498.500	40.84	-17.17	74.0	33.16	Peak	279.00	100	Vertical	Pass
1**	1498.500	31.94	-17.17	54.0	22.06	AV	279.00	100	Vertical	Pass
2	4094.750	47.63	-4.80	74.0	26.37	Peak	73.00	400	Vertical	Pass
2**	4094.750	37.66	-4.80	54.0	16.34	AV	73.00	400	Vertical	Pass
3	5723.500	104.03	-2.68	--	--	Peak	177.00	150	Vertical	N/A
3**	5723.500	96.11	-2.68	--	--	AV	177.00	150	Vertical	N/A
4	7705.250	52.69	1.59	74.0	21.31	Peak	228.00	100	Vertical	Pass
4**	7705.250	42.97	1.59	54.0	11.03	AV	228.00	100	Vertical	Pass
5	11076.813	51.78	-1.44	74.0	22.22	Peak	281.00	200	Vertical	Pass
5**	11076.813	42.71	-1.44	54.0	11.29	AV	281.00	200	Vertical	Pass
6	15738.037	51.15	0.21	74.0	22.85	Peak	245.00	400	Vertical	Pass
6**	15738.037	42.32	0.21	54.0	11.68	AV	245.00	400	Vertical	Pass

11n20, U-NII-2C&U-NII-3,1 GHz to 18 GHz, 144 Channel, ANT H

No.	Frequency (MHz)	Results (dBuV/m)	Factor (dB)	Limit (dBuV/m)	Margin (dB)	Detector	Table (Degree)	Height (cm)	Antenna	Verdict
1	1494.700	39.80	-17.45	74.0	34.20	Peak	226.00	400	Horizontal	Pass
1**	1494.700	28.20	-17.45	54.0	25.80	AV	226.00	400	Horizontal	Pass
2	4169.500	48.08	-4.80	74.0	25.92	Peak	245.00	200	Horizontal	Pass
2**	4169.500	38.31	-4.80	54.0	15.69	AV	245.00	200	Horizontal	Pass
3	5718.000	107.74	-2.21	--	--	Peak	99.00	150	Horizontal	N/A
3**	5718.000	98.97	-2.21	--	--	AV	99.00	150	Horizontal	N/A
4	7626.500	52.51	0.12	74.0	21.49	Peak	288.00	400	Horizontal	Pass
4**	7626.500	46.59	0.12	54.0	7.41	AV	288.00	400	Horizontal	Pass
5	11388.174	51.29	-1.70	74.0	22.71	Peak	3.00	100	Horizontal	Pass
5**	11388.174	42.54	-1.70	54.0	11.46	AV	3.00	100	Horizontal	Pass
6	15991.875	51.60	-0.37	74.0	22.40	Peak	120.00	200	Horizontal	Pass
6**	15991.875	41.50	-0.37	54.0	12.50	AV	120.00	200	Horizontal	Pass

11n20, U-NII-2C&U-NII-3, 1 GHz to 18 GHz, 144 Channel, ANT V

No.	Frequency (MHz)	Results (dBuV/m)	Factor (dB)	Limit (dBuV/m)	Margin (dB)	Detector	Table (Degree)	Height (cm)	Antenna	Verdict
1	1494.500	41.12	-17.46	74.0	32.88	Peak	220.00	200	Vertical	Pass
1**	1494.500	31.71	-17.46	54.0	22.29	AV	220.00	200	Vertical	Pass
2	4296.500	47.46	-4.89	74.0	26.54	Peak	74.00	200	Vertical	Pass
2**	4296.500	39.45	-4.89	54.0	14.55	AV	74.00	200	Vertical	Pass
3	5723.000	103.27	-2.62	--	--	Peak	177.00	150	Vertical	N/A
3**	5723.000	95.29	-2.62	--	--	AV	177.00	150	Vertical	N/A
4	7427.500	52.56	1.54	74.0	21.44	Peak	237.00	400	Vertical	Pass
4**	7427.500	43.56	1.54	54.0	10.44	AV	237.00	400	Vertical	Pass
5	11070.875	51.79	-1.55	74.0	22.21	Peak	123.00	100	Vertical	Pass
5**	11070.875	41.98	-1.55	54.0	12.02	AV	123.00	100	Vertical	Pass
6	15713.887	51.21	-0.13	74.0	22.79	Peak	0.00	200	Vertical	Pass
6**	15713.887	41.83	-0.13	54.0	12.17	AV	0.00	200	Vertical	Pass

11n40, U-NII-2C&U-NII-3,1 GHz to 18 GHz, 142 Channel, ANT H

No.	Frequency (MHz)	Results (dBuV/m)	Factor (dB)	Limit (dBuV/m)	Margin (dB)	Detector	Table (Degree)	Height (cm)	Antenna	Verdict
1	1499.900	39.23	-17.04	74.0	34.77	Peak	74.00	200	Horizontal	Pass
1**	1499.900	28.76	-17.04	54.0	25.24	AV	74.00	200	Horizontal	Pass
2	4148.750	48.40	-5.13	74.0	25.60	Peak	0.00	200	Horizontal	Pass
2**	4148.750	38.94	-5.13	54.0	15.06	AV	0.00	200	Horizontal	Pass
3	5707.000	102.12	-2.66	--	--	Peak	335.00	100	Horizontal	N/A
3**	5707.000	94.81	-2.66	--	--	AV	335.00	100	Horizontal	N/A
4	7446.500	52.33	0.43	74.0	21.67	Peak	335.00	400	Horizontal	Pass
4**	7446.500	43.34	0.43	54.0	10.66	AV	335.00	400	Horizontal	Pass
5	11195.563	51.50	-1.72	74.0	22.50	Peak	230.00	150	Horizontal	Pass
5**	11195.563	43.10	-1.72	54.0	10.90	AV	230.00	150	Horizontal	Pass
6	15752.212	51.87	0.31	74.0	22.13	Peak	360.00	400	Horizontal	Pass
6**	15752.212	42.83	0.31	54.0	11.17	AV	360.00	400	Horizontal	Pass

11n40, U-NII-2C&U-NII-3, 1 GHz to 18 GHz, 142 Channel, ANT V

No.	Frequency (MHz)	Results (dBuV/m)	Factor (dB)	Limit (dBuV/m)	Margin (dB)	Detector	Table (Degree)	Height (cm)	Antenna	Verdict
1	1499.400	39.89	-17.09	74.0	34.11	Peak	271.00	200	Vertical	Pass
1**	1499.400	31.64	-17.09	54.0	22.36	AV	271.00	200	Vertical	Pass
2	4070.500	48.13	-5.07	74.0	25.87	Peak	305.00	200	Vertical	Pass
2**	4070.500	38.56	-5.07	54.0	15.44	AV	305.00	200	Vertical	Pass
3	5712.000	98.77	-2.66	--	--	Peak	176.00	100	Vertical	N/A
3**	5712.000	91.20	-2.66	--	--	AV	176.00	100	Vertical	N/A
4	7421.750	52.33	1.22	74.0	21.67	Peak	332.00	150	Vertical	Pass
4**	7421.750	43.13	1.22	54.0	10.87	AV	332.00	150	Vertical	Pass
5	10824.825	51.10	-2.43	74.0	22.90	Peak	219.00	200	Vertical	Pass
5**	10824.825	42.44	-2.43	54.0	11.56	AV	219.00	200	Vertical	Pass
6	15751.162	51.59	0.34	74.0	22.41	Peak	120.00	100	Vertical	Pass
6**	15751.162	41.91	0.34	54.0	12.09	AV	120.00	100	Vertical	Pass

11ac20, U-NII-2C&U-NII-3,1 GHz to 18 GHz, 144 Channel, ANT H

No.	Frequency (MHz)	Results (dBuV/m)	Factor (dB)	Limit (dBuV/m)	Margin (dB)	Detector	Table (Degree)	Height (cm)	Antenna	Verdict
1	1517.400	38.49	-17.09	74.0	35.51	Peak	24.00	300	Horizontal	Pass
1**	1517.400	30.28	-17.09	54.0	23.72	AV	24.00	300	Horizontal	Pass
2	4126.250	47.70	-4.47	74.0	26.30	Peak	108.00	200	Horizontal	Pass
2**	4126.250	38.33	-4.47	54.0	15.67	AV	108.00	200	Horizontal	Pass
3	5721.750	107.32	-2.52	--	--	Peak	55.00	200	Horizontal	N/A
3**	5721.750	100.43	-2.52	--	--	AV	55.00	200	Horizontal	N/A
4	7611.000	51.89	0.08	74.0	22.11	Peak	38.00	400	Horizontal	Pass
4**	7611.000	42.91	0.08	54.0	11.09	AV	38.00	400	Horizontal	Pass
5	11179.175	51.69	-1.44	74.0	22.31	Peak	222.00	150	Horizontal	Pass
5**	11179.175	42.32	-1.44	54.0	11.68	AV	222.00	150	Horizontal	Pass
6	16097.662	51.29	0.08	74.0	22.71	Peak	200.00	100	Horizontal	Pass
6**	16097.662	42.21	0.08	54.0	11.79	AV	200.00	100	Horizontal	Pass

11ac20, U-NII-2C&U-NII-3, 1 GHz to 18 GHz, 144 Channel, ANT V

No.	Frequency (MHz)	Results (dBuV/m)	Factor (dB)	Limit (dBuV/m)	Margin (dB)	Detector	Table (Degree)	Height (cm)	Antenna	Verdict
1	1494.700	40.77	-17.45	74.0	33.23	Peak	225.00	100	Vertical	Pass
1**	1494.700	29.57	-17.45	54.0	24.43	AV	225.00	100	Vertical	Pass
2	4170.500	48.03	-4.75	74.0	25.97	Peak	193.00	400	Vertical	Pass
2**	4170.500	39.01	-4.75	54.0	14.99	AV	193.00	400	Vertical	Pass
3	5718.000	104.99	-2.21	--	--	Peak	176.00	200	Vertical	N/A
3**	5718.000	96.55	-2.21	--	--	AV	176.00	200	Vertical	N/A
4	7475.500	51.96	0.55	74.0	22.04	Peak	254.00	300	Vertical	Pass
4**	7475.500	43.53	0.55	54.0	10.47	AV	254.00	300	Vertical	Pass
5	11136.663	51.49	-0.96	74.0	22.51	Peak	317.00	200	Vertical	Pass
5**	11136.663	42.03	-0.96	54.0	11.97	AV	317.00	200	Vertical	Pass
6	15763.763	51.17	-0.00	74.0	22.83	Peak	135.00	400	Vertical	Pass
6**	15763.763	42.21	-0.00	54.0	11.79	AV	135.00	400	Vertical	Pass

11ac40, U-NII-2C&U-NII-3,1 GHz to 18 GHz, 142 Channel, ANT H

No.	Frequency (MHz)	Results (dBuV/m)	Factor (dB)	Limit (dBuV/m)	Margin (dB)	Detector	Table (Degree)	Height (cm)	Antenna	Verdict
1	1536.000	38.30	-17.21	74.0	35.70	Peak	54.00	200	Horizontal	Pass
1**	1536.000	28.74	-17.21	54.0	25.26	AV	54.00	200	Horizontal	Pass
2	4185.000	47.95	-4.60	74.0	26.05	Peak	150.00	300	Horizontal	Pass
2**	4185.000	37.89	-4.60	54.0	16.11	AV	150.00	300	Horizontal	Pass
3	5713.500	102.58	-2.46	--	--	Peak	330.00	150	Horizontal	N/A
3**	5713.500	94.86	-2.46	--	--	AV	330.00	150	Horizontal	N/A
4	7454.750	53.16	0.85	74.0	20.84	Peak	218.00	400	Horizontal	Pass
4**	7454.750	43.27	0.85	54.0	10.73	AV	218.00	400	Horizontal	Pass
5	11370.362	52.11	-1.77	74.0	21.89	Peak	135.00	200	Horizontal	Pass
5**	11370.362	41.50	-1.77	54.0	12.50	AV	135.00	200	Horizontal	Pass
6	15734.100	51.98	0.15	74.0	22.02	Peak	359.00	400	Horizontal	Pass
6**	15734.100	42.57	0.15	54.0	11.43	AV	359.00	400	Horizontal	Pass

11ac40, U-NII-2C&U-NII-3, 1 GHz to 18 GHz, 142 Channel, ANT V

No.	Frequency (MHz)	Results (dBuV/m)	Factor (dB)	Limit (dBuV/m)	Margin (dB)	Detector	Table (Degree)	Height (cm)	Antenna	Verdict
1	1497.500	40.80	-17.25	74.0	33.20	Peak	319.00	200	Vertical	Pass
1**	1497.500	29.08	-17.25	54.0	24.92	AV	319.00	200	Vertical	Pass
2	4230.750	47.62	-4.77	74.0	26.38	Peak	99.00	400	Vertical	Pass
2**	4230.750	38.47	-4.77	54.0	15.53	AV	99.00	400	Vertical	Pass
3	5711.500	99.81	-2.63	--	--	Peak	176.00	150	Vertical	N/A
3**	5711.500	91.22	-2.63	--	--	AV	176.00	150	Vertical	N/A
4	7320.250	53.09	-0.48	74.0	20.91	Peak	91.00	300	Vertical	Pass
4**	7320.250	42.60	-0.48	54.0	11.40	AV	91.00	300	Vertical	Pass
5	11128.350	52.43	-0.97	74.0	21.57	Peak	13.00	100	Vertical	Pass
5**	11128.350	43.24	-0.97	54.0	10.76	AV	13.00	100	Vertical	Pass
6	16109.213	50.90	-0.04	74.0	23.10	Peak	82.00	100	Vertical	Pass
6**	16109.213	42.50	-0.04	54.0	11.50	AV	82.00	100	Vertical	Pass

11ac80, U-NII-2C&U-NII-3,1 GHz to 18 GHz, 138 Channel, ANT H

No.	Frequency (MHz)	Results (dBuV/m)	Factor (dB)	Limit (dBuV/m)	Margin (dB)	Detector	Table (Degree)	Height (cm)	Antenna	Verdict
1	1531.100	38.63	-17.11	74.0	35.37	Peak	360.00	400	Horizontal	Pass
1**	1531.100	29.69	-17.11	54.0	24.31	AV	360.00	400	Horizontal	Pass
2	4314.750	48.07	-5.20	74.0	25.93	Peak	260.00	200	Horizontal	Pass
2**	4314.750	38.34	-5.20	54.0	15.66	AV	260.00	200	Horizontal	Pass
3	5668.000	99.33	-2.79	--	--	Peak	337.00	100	Horizontal	N/A
3**	5668.000	91.00	-2.79	--	--	AV	337.00	100	Horizontal	N/A
4	7426.000	52.76	1.49	74.0	21.24	Peak	337.00	200	Horizontal	Pass
4**	7426.000	43.42	1.49	54.0	10.58	AV	337.00	200	Horizontal	Pass
5	11205.537	51.51	-1.94	74.0	22.49	Peak	86.00	200	Horizontal	Pass
5**	11205.537	41.85	-1.94	54.0	12.15	AV	86.00	200	Horizontal	Pass
6	16095.300	51.94	0.01	74.0	22.06	Peak	196.00	400	Horizontal	Pass
6**	16095.300	41.86	0.01	54.0	12.14	AV	196.00	400	Horizontal	Pass

11ac80, U-NII-2C&U-NII-3, 1 GHz to 18 GHz, 138 Channel, ANT V

No.	Frequency (MHz)	Results (dBuV/m)	Factor (dB)	Limit (dBuV/m)	Margin (dB)	Detector	Table (Degree)	Height (cm)	Antenna	Verdict
1	1496.800	40.61	-17.31	74.0	33.39	Peak	222.00	200	Vertical	Pass
1**	1496.800	28.58	-17.31	54.0	25.42	AV	222.00	200	Vertical	Pass
2	4151.750	47.86	-4.66	74.0	26.14	Peak	54.00	100	Vertical	Pass
2**	4151.750	38.55	-4.66	54.0	15.45	AV	54.00	100	Vertical	Pass
3	5684.000	96.16	-2.50	--	--	Peak	174.00	150	Vertical	N/A
3**	5684.000	88.55	-2.50	--	--	AV	174.00	150	Vertical	N/A
4	7443.750	52.23	0.45	74.0	21.77	Peak	174.00	200	Vertical	Pass
4**	7443.750	42.76	0.45	54.0	11.24	AV	174.00	200	Vertical	Pass
5	11387.225	51.30	-1.70	74.0	22.70	Peak	0.00	100	Vertical	Pass
5**	11387.225	42.01	-1.70	54.0	11.99	AV	0.00	100	Vertical	Pass
6	15763.237	51.38	0.01	74.0	22.62	Peak	347.00	400	Vertical	Pass
6**	15763.237	41.77	0.01	54.0	12.23	AV	347.00	400	Vertical	Pass

A.6.2 Band Edge (Restricted-band)

Test Band	Mode	Channel	Verdict
U-NII-1	802.11a	Low	Pass
		High	Pass
	802.11n(HT20)	Low	Pass
		High	Pass
	802.11n(HT40)	Low	Pass
		High	Pass
	802.11ac(VHT20)	Low	Pass
		High	Pass
	802.11ac(VHT40)	Low	Pass
		High	Pass
	802.11ac(VHT80)	Middle	Pass
U-NII-2A	802.11a	Low	Pass
		High	Pass
	802.11n(HT20)	Low	Pass
		High	Pass
	802.11n(HT40)	Low	Pass
		High	Pass
	802.11ac(VHT20)	Low	Pass
		High	Pass
	802.11ac(VHT40)	Low	Pass
		High	Pass
	802.11ac(VHT80)	Middle	Pass
U-NII-2C	802.11a	Low	Pass
		High	Pass
	802.11n(HT20)	Low	Pass
		High	Pass
	802.11n(HT40)	Low	Pass
		High	Pass
	802.11ac(VHT20)	Low	Pass
		High	Pass
	802.11ac(VHT40)	Low	Pass
		High	Pass
	802.11ac(VHT80)	Low	Pass
		High	Pass
U-NII-3	802.11a	Low	Pass
		High	Pass
	802.11n(HT20)	Low	Pass
		High	Pass
	802.11n(HT40)	Low	Pass
		High	Pass

	802.11ac(VHT20)	Low	Pass
		High	Pass
	802.11ac(VHT40)	Low	Pass
		High	Pass
	802.11ac(VHT80)	Middle	Pass

Test Band	Mode	Channel	Verdict
U-NII-2C & U-NII-3	802.11a	144	Pass
	802.11n(HT20)	144	Pass
	802.11n(HT40)	142	Pass
	802.11ac(VHT20)	144	Pass
	802.11ac(VHT40)	142	Pass
	802.11ac(VHT80)	138	Pass

Test Data and Plots

U-NII-1 11a Low Channel

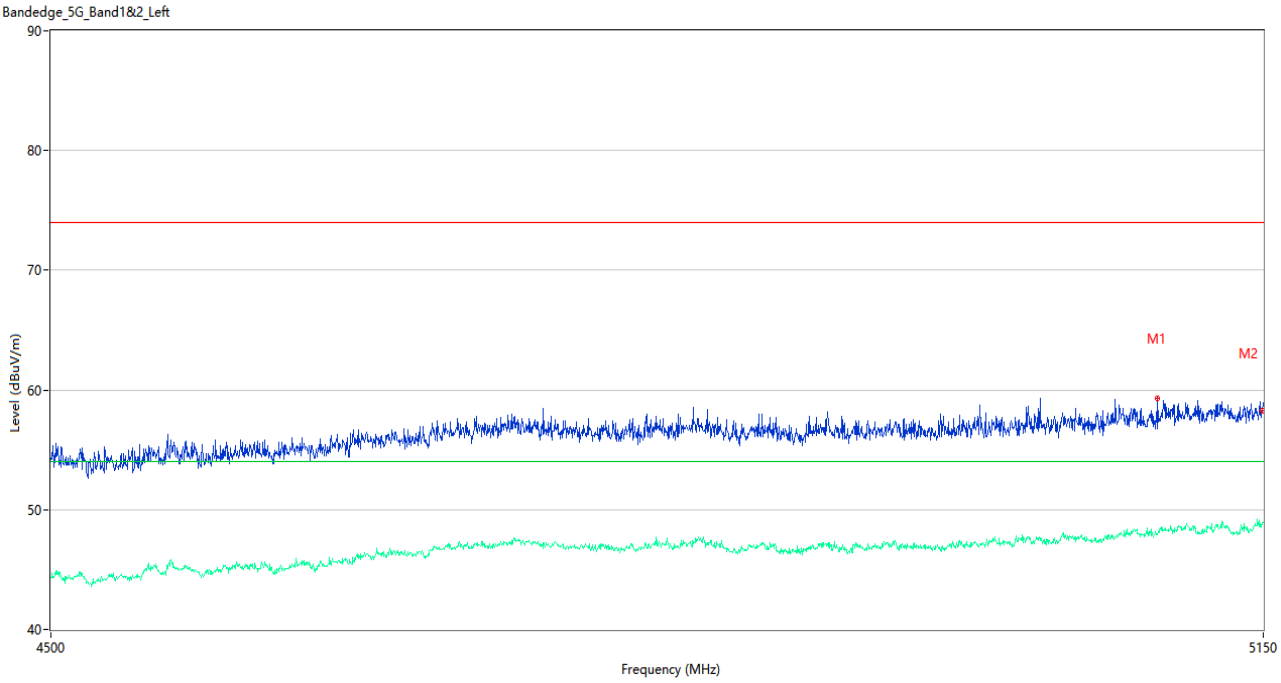

No.	Frequency (MHz)	Results (dBuV/m)	Factor (dB)	Limit (dBuV/m)	Margin (dB)	Detector	Table (Degree)	Height (cm)	Antenna	Verdict
1	5089.875	59.32	5.11	74.0	14.68	Peak	19.00	150	Horizontal	Pass
1**	5089.875	47.90	5.11	54.0	6.10	AV	19.00	150	Horizontal	Pass
2	5149.675	58.28	4.87	74.0	15.72	Peak	254.00	150	Horizontal	Pass
2**	5149.675	48.76	4.87	54.0	5.24	AV	254.00	150	Horizontal	Pass

U-NII-1 11a High Channel

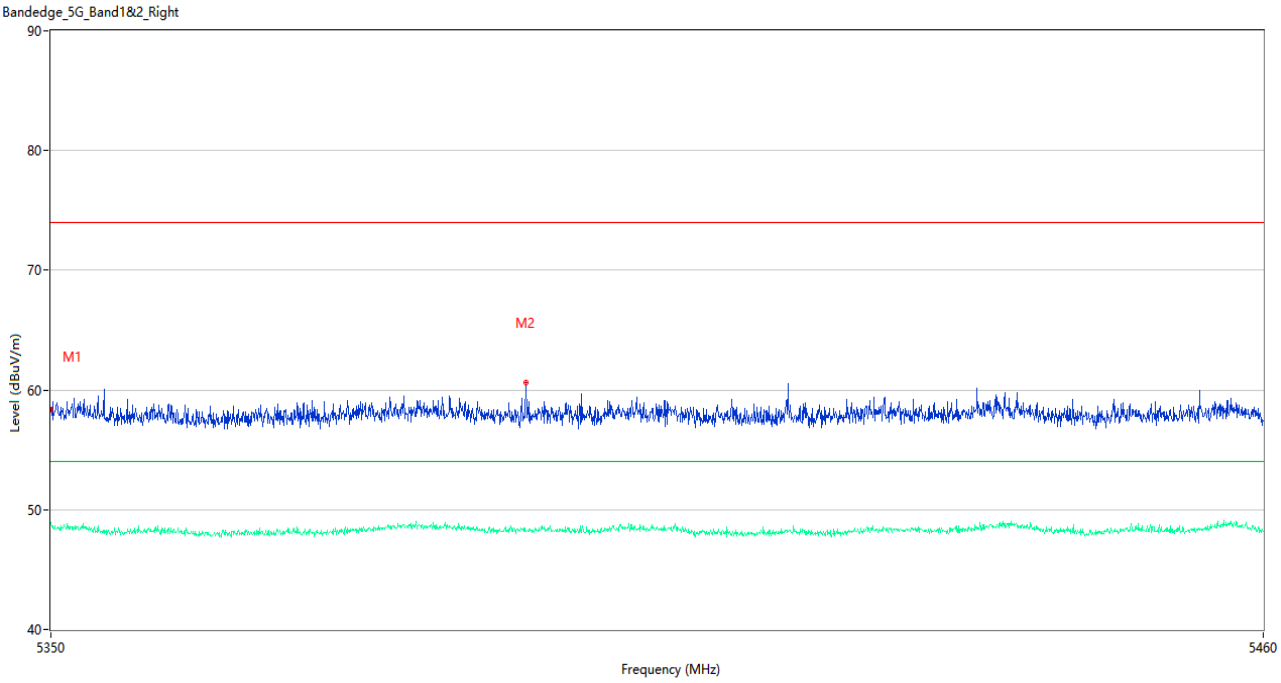

No.	Frequency (MHz)	Results (dBuV/m)	Factor (dB)	Limit (dBuV/m)	Margin (dB)	Detector	Table (Degree)	Height (cm)	Antenna	Verdict
1	5350.000	58.35	5.23	74.0	15.65	Peak	276.00	150	Horizontal	Pass
1**	5350.000	48.93	5.23	54.0	5.07	AV	276.00	150	Horizontal	Pass
2	5392.845	60.65	5.24	74.0	13.35	Peak	164.00	150	Horizontal	Pass
2**	5392.845	48.20	5.24	54.0	5.80	AV	164.00	150	Horizontal	Pass

U-NII-1 11n20 Low Channel

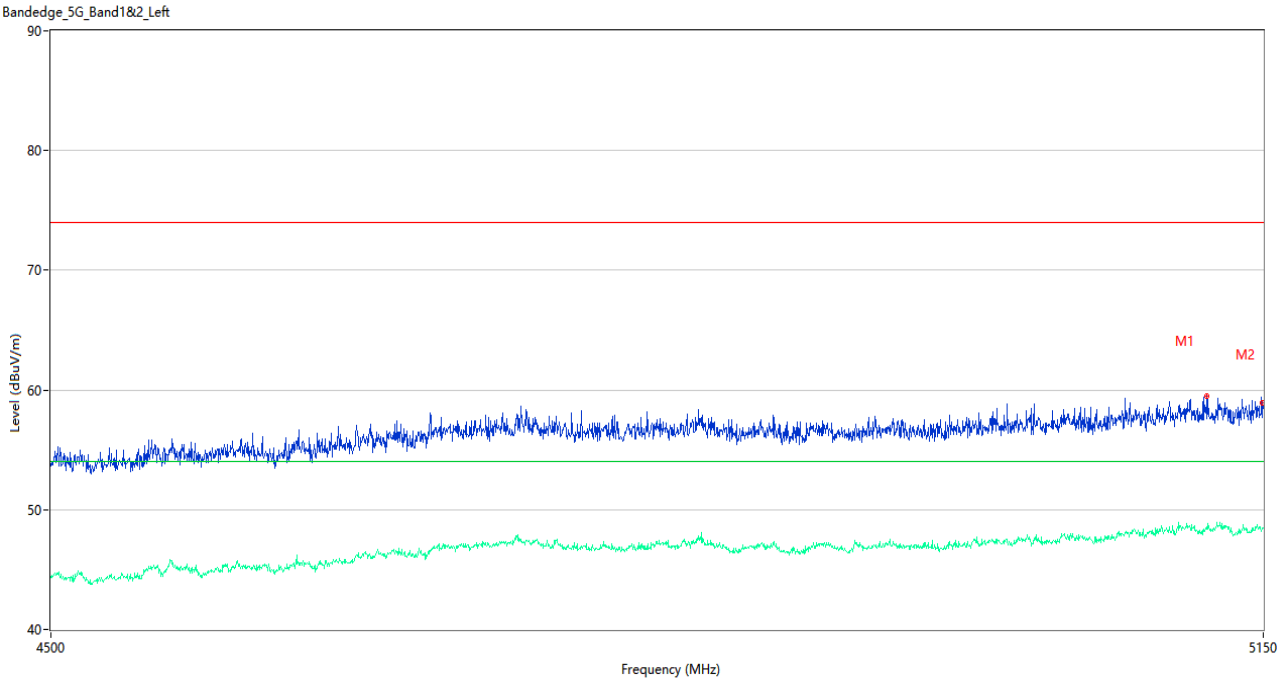

No.	Frequency (MHz)	Results (dBuV/m)	Factor (dB)	Limit (dBuV/m)	Margin (dB)	Detector	Table (Degree)	Height (cm)	Antenna	Verdict
1	5117.825	59.46	5.30	74.0	14.54	Peak	302.00	100	Horizontal	Pass
1**	5117.825	48.42	5.30	54.0	5.58	AV	302.00	100	Horizontal	Pass
2	5149.675	58.91	4.87	74.0	15.09	Peak	278.00	200	Horizontal	Pass
2**	5149.675	48.51	4.87	54.0	5.49	AV	278.00	200	Horizontal	Pass

U-NII-1 11n20 High Channel

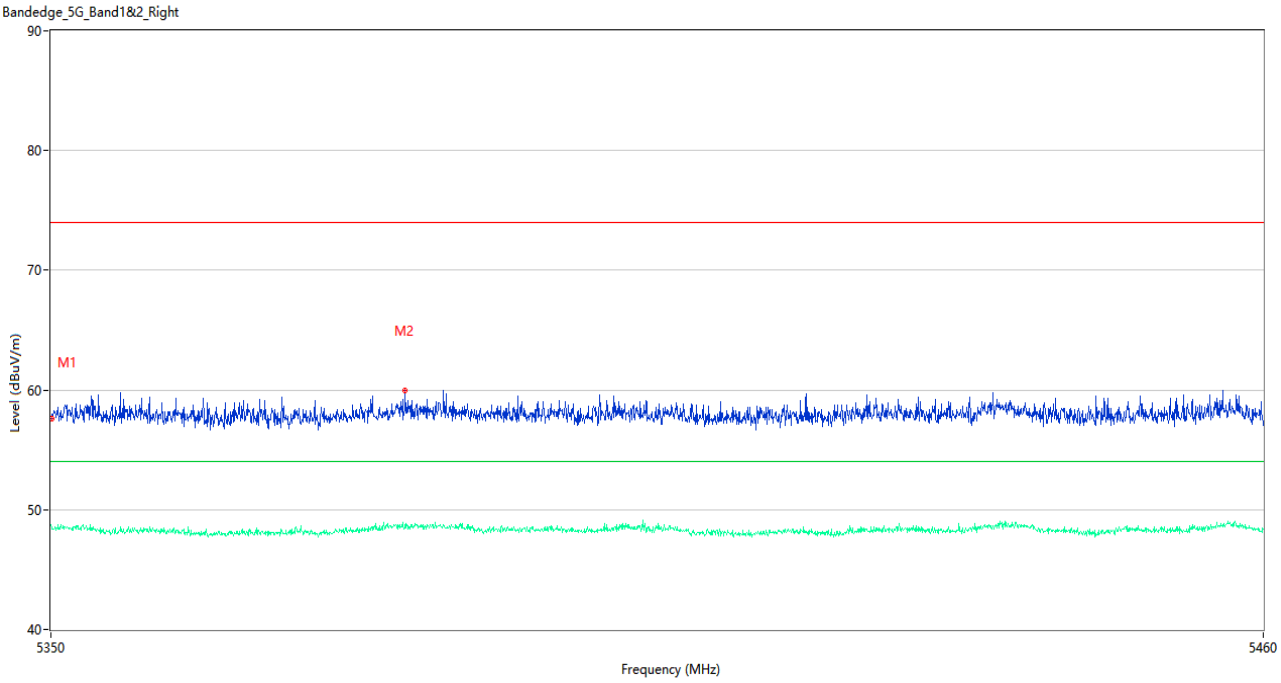

No.	Frequency (MHz)	Results (dBuV/m)	Factor (dB)	Limit (dBuV/m)	Margin (dB)	Detector	Table (Degree)	Height (cm)	Antenna	Verdict
1	5350.055	57.64	5.23	74.0	16.36	Peak	337.00	150	Horizontal	Pass
1**	5350.055	48.44	5.23	54.0	5.56	AV	337.00	150	Horizontal	Pass
2	5381.900	59.99	5.54	74.0	14.01	Peak	290.00	150	Horizontal	Pass
2**	5381.900	48.65	5.54	54.0	5.35	AV	290.00	150	Horizontal	Pass

U-NII-1 11n40 Low Channel

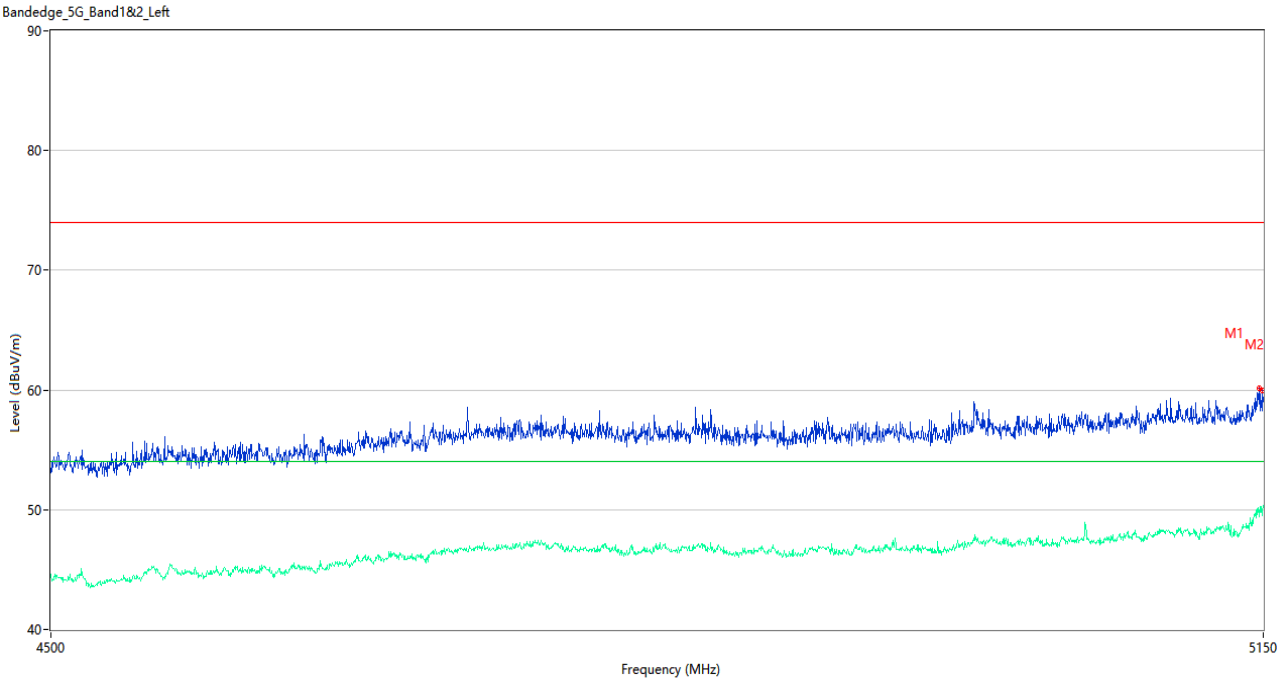

No.	Frequency (MHz)	Results (dBuV/m)	Factor (dB)	Limit (dBuV/m)	Margin (dB)	Detector	Table (Degree)	Height (cm)	Antenna	Verdict
1	5147.725	60.17	4.97	74.0	13.83	Peak	155.00	200	Horizontal	Pass
1**	5147.725	49.77	4.97	54.0	4.23	AV	155.00	200	Horizontal	Pass
2	5149.675	60.01	4.87	74.0	13.99	Peak	152.00	150	Horizontal	Pass
2**	5149.675	49.82	4.87	54.0	4.18	AV	152.00	150	Horizontal	Pass

U-NII-1 11n40 High Channel

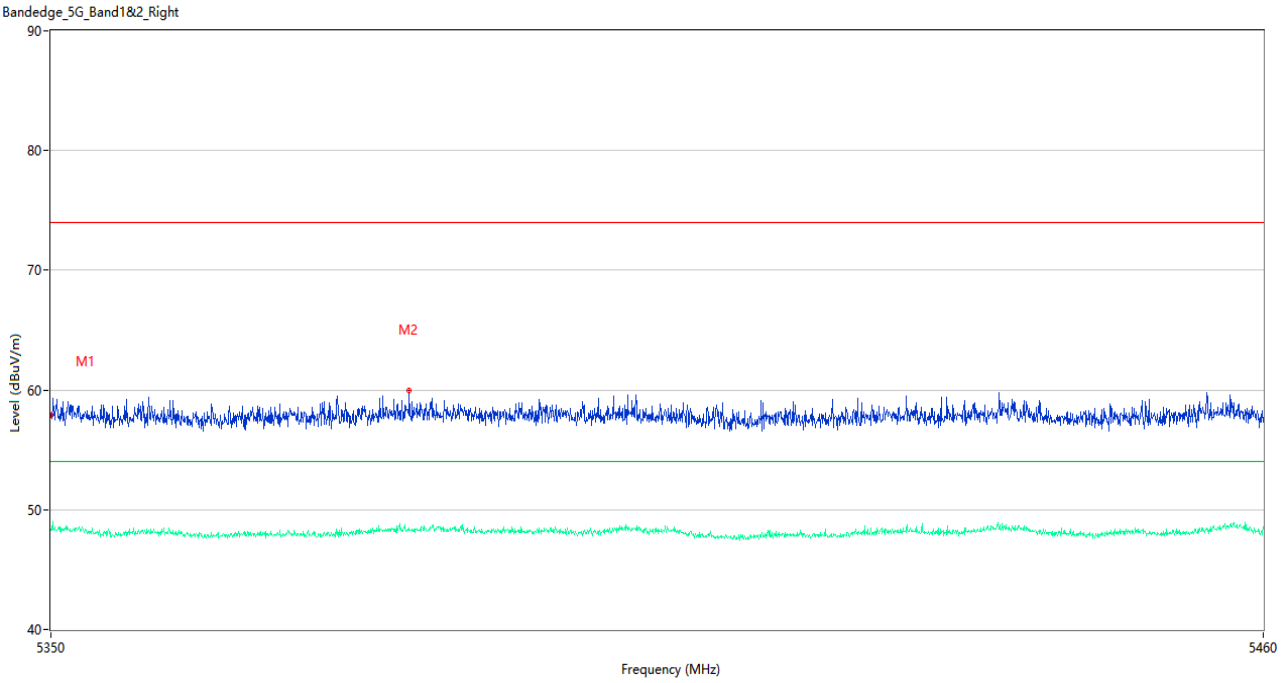

No.	Frequency (MHz)	Results (dBuV/m)	Factor (dB)	Limit (dBuV/m)	Margin (dB)	Detector	Table (Degree)	Height (cm)	Antenna	Verdict
1	5350.000	57.86	5.23	74.0	16.14	Peak	83.00	200	Horizontal	Pass
1**	5350.000	48.31	5.23	54.0	5.69	AV	83.00	200	Horizontal	Pass
2	5382.285	60.00	5.54	74.0	14.00	Peak	220.00	150	Horizontal	Pass
2**	5382.285	48.24	5.54	54.0	5.76	AV	220.00	150	Horizontal	Pass

U-NII-1 11ac20 Low Channel

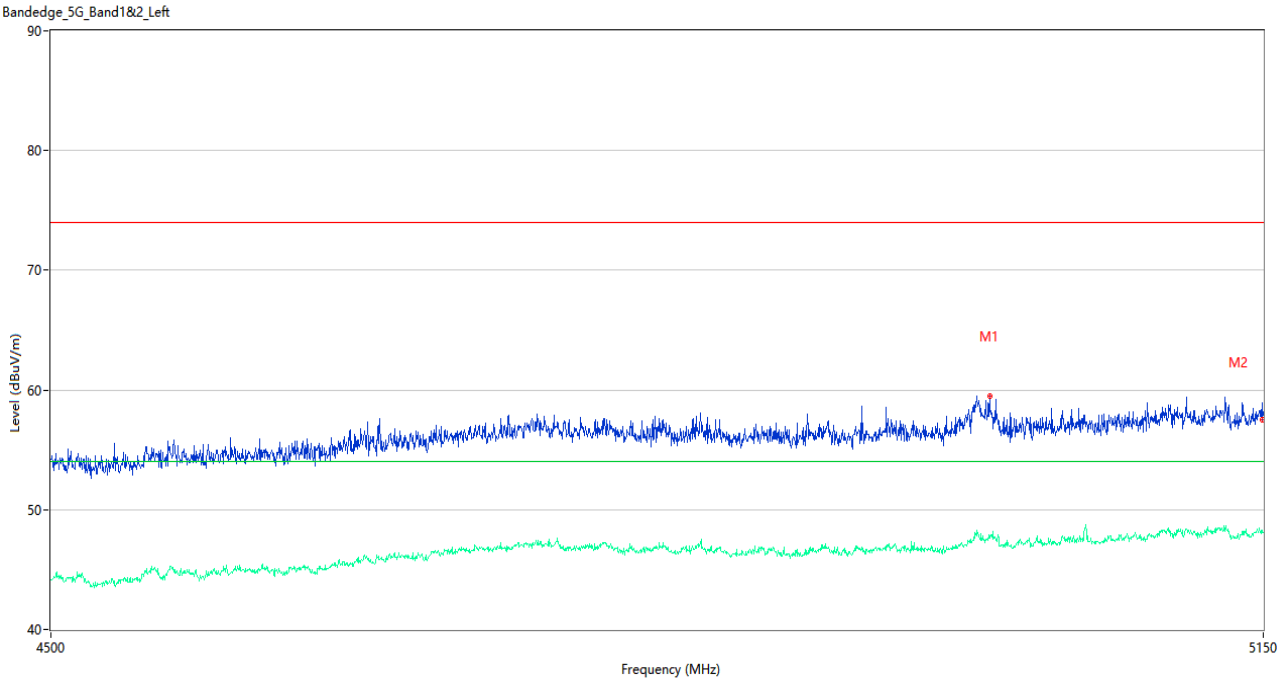

No.	Frequency (MHz)	Results (dBuV/m)	Factor (dB)	Limit (dBuV/m)	Margin (dB)	Detector	Table (Degree)	Height (cm)	Antenna	Verdict
1	4995.625	59.47	4.85	74.0	14.53	Peak	276.00	150	Horizontal	Pass
1**	4995.625	47.84	4.85	54.0	6.16	AV	276.00	150	Horizontal	Pass
2	5149.675	57.51	4.87	74.0	16.49	Peak	33.00	200	Horizontal	Pass
2**	5149.675	48.11	4.87	54.0	5.89	AV	33.00	200	Horizontal	Pass

U-NII-1 11ac20 High Channel

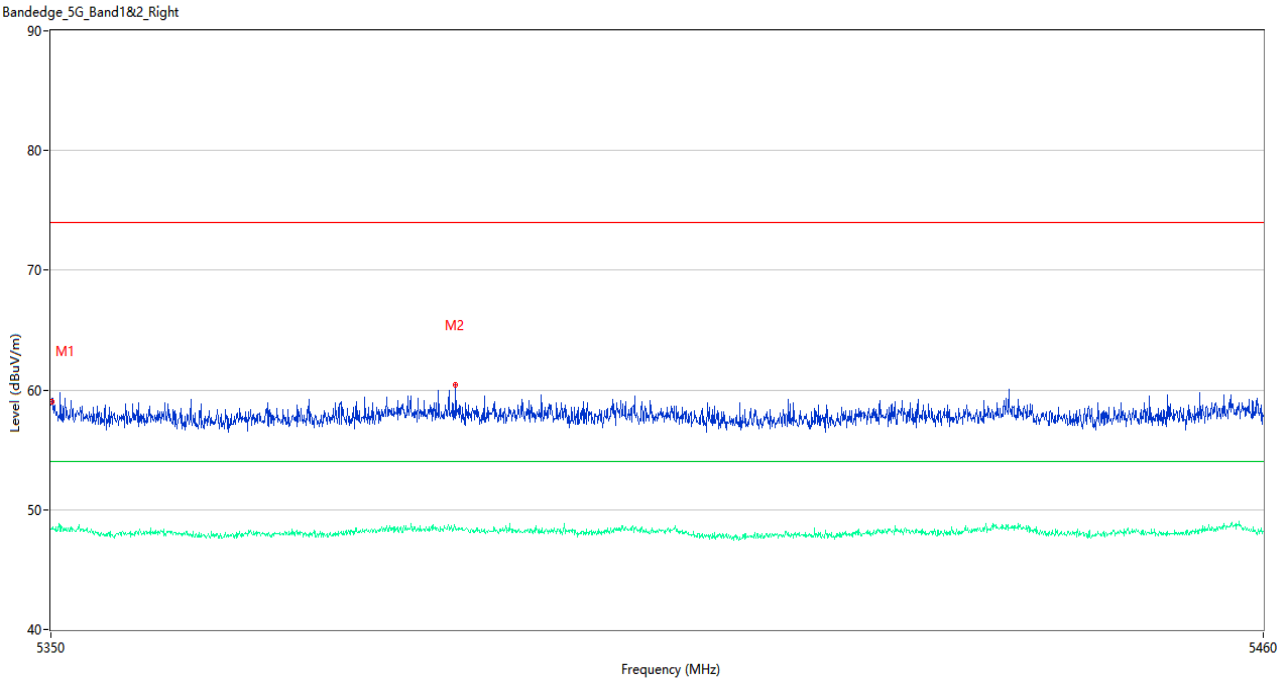

No.	Frequency (MHz)	Results (dBuV/m)	Factor (dB)	Limit (dBuV/m)	Margin (dB)	Detector	Table (Degree)	Height (cm)	Antenna	Verdict
1	5350.055	59.03	5.23	74.0	14.97	Peak	42.00	200	Horizontal	Pass
1**	5350.055	48.45	5.23	54.0	5.55	AV	42.00	200	Horizontal	Pass
2	5386.465	60.41	5.54	74.0	13.59	Peak	359.00	100	Horizontal	Pass
2**	5386.465	48.44	5.54	54.0	5.56	AV	359.00	100	Horizontal	Pass

U-NII-1 11ac40 Low Channel

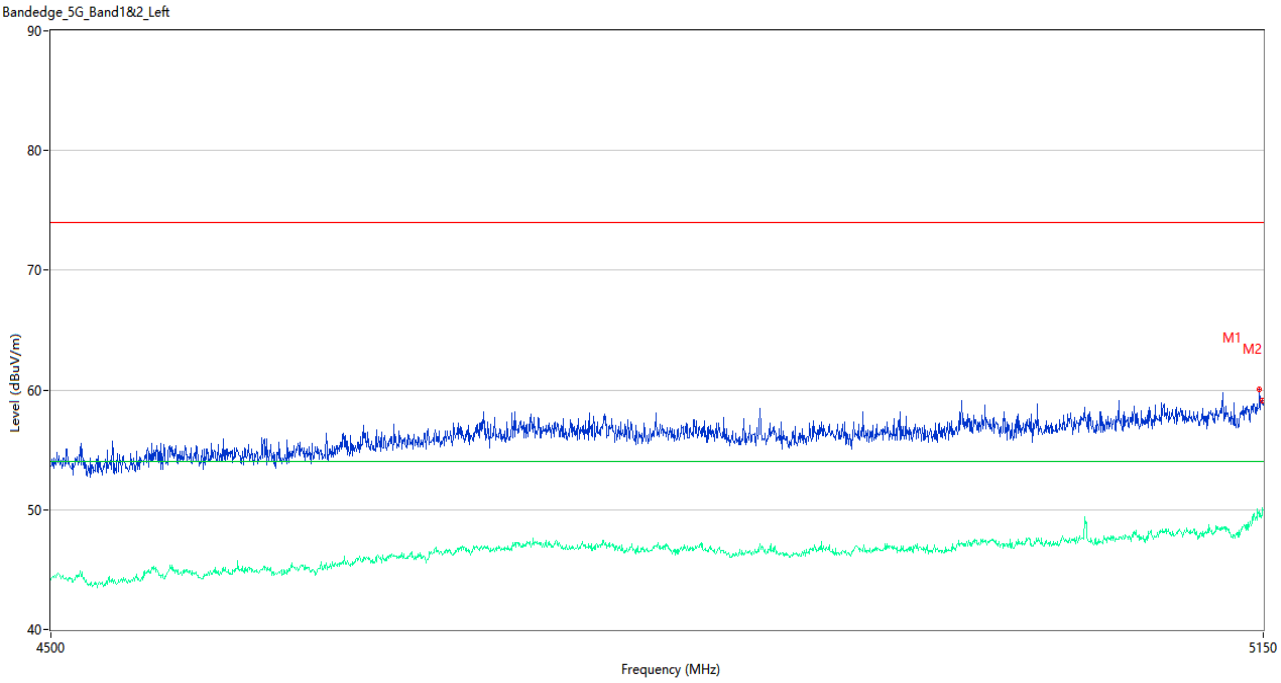

No.	Frequency (MHz)	Results (dBuV/m)	Factor (dB)	Limit (dBuV/m)	Margin (dB)	Detector	Table (Degree)	Height (cm)	Antenna	Verdict
1	5147.725	60.09	4.97	74.0	13.91	Peak	123.00	150	Horizontal	Pass
1**	5147.725	49.41	4.97	54.0	4.59	AV	123.00	150	Horizontal	Pass
2	5149.675	59.10	4.87	74.0	14.90	Peak	123.00	200	Horizontal	Pass
2**	5149.675	50.13	4.87	54.0	3.87	AV	123.00	200	Horizontal	Pass

U-NII-1 11ac40 High Channel

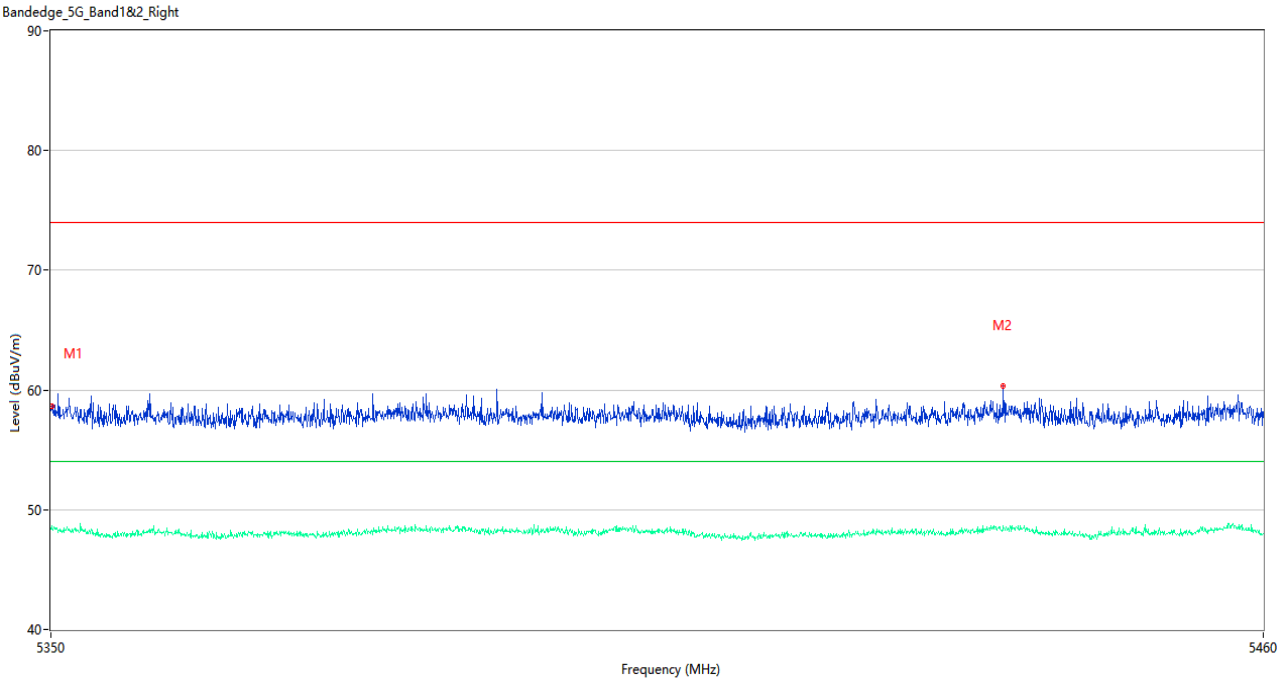

No.	Frequency (MHz)	Results (dBuV/m)	Factor (dB)	Limit (dBuV/m)	Margin (dB)	Detector	Table (Degree)	Height (cm)	Antenna	Verdict
1	5350.055	58.62	5.23	74.0	15.38	Peak	268.00	150	Horizontal	Pass
1**	5350.055	48.63	5.23	54.0	5.37	AV	268.00	150	Horizontal	Pass
2	5436.240	60.38	5.93	74.0	13.62	Peak	42.00	100	Horizontal	Pass
2**	5436.240	48.62	5.93	54.0	5.38	AV	42.00	100	Horizontal	Pass

U-NII-1 11ac80 Middle Channel

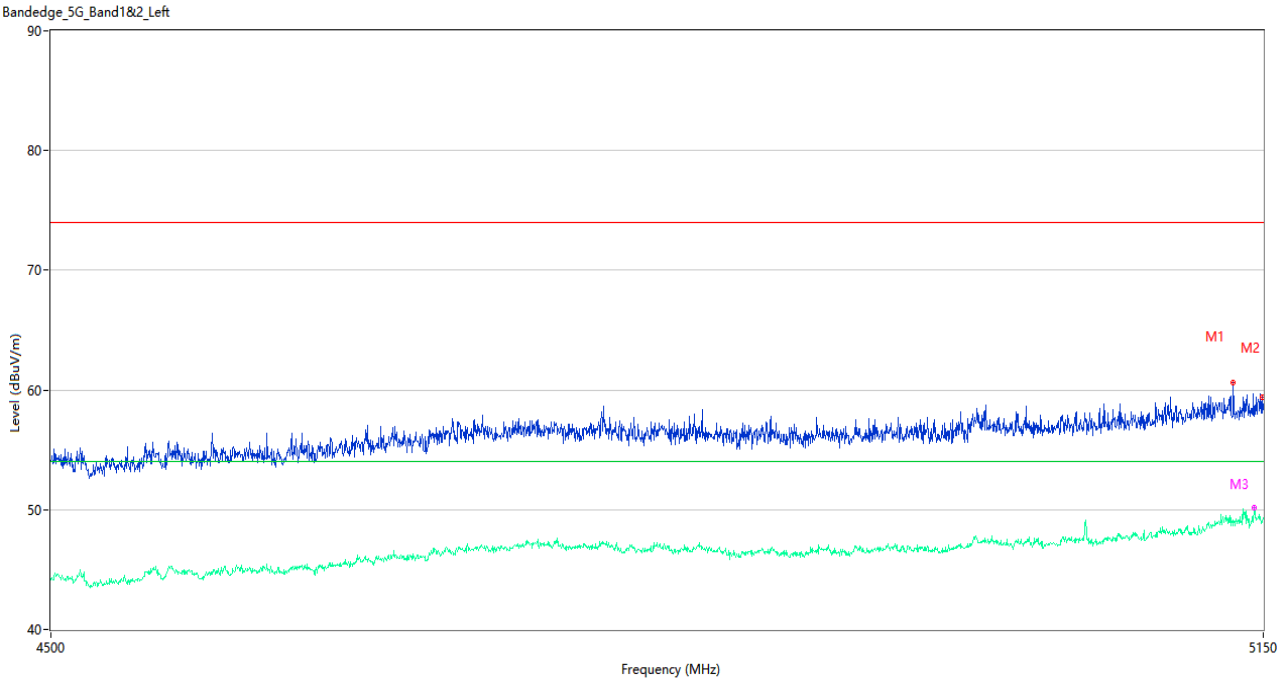

No.	Frequency (MHz)	Results (dBuV/m)	Factor (dB)	Limit (dBuV/m)	Margin (dB)	Detector	Table (Degree)	Height (cm)	Antenna	Verdict
1	5132.775	60.60	4.70	74.0	13.40	Peak	155.00	150	Horizontal	Pass
1**	5132.775	48.69	4.70	54.0	5.31	AV	155.00	150	Horizontal	Pass
2	5149.675	59.42	4.87	74.0	14.58	Peak	254.00	150	Horizontal	Pass
2**	5149.675	48.97	4.87	54.0	5.03	AV	254.00	150	Horizontal	Pass
3	5144.800	57.84	4.97	74.0	16.16	Peak	0.00	150	Horizontal	Pass
3**	5144.800	50.19	4.97	54.0	3.81	AV	0.00	150	Horizontal	Pass

U-NII-1 11ac80 Middle Channel

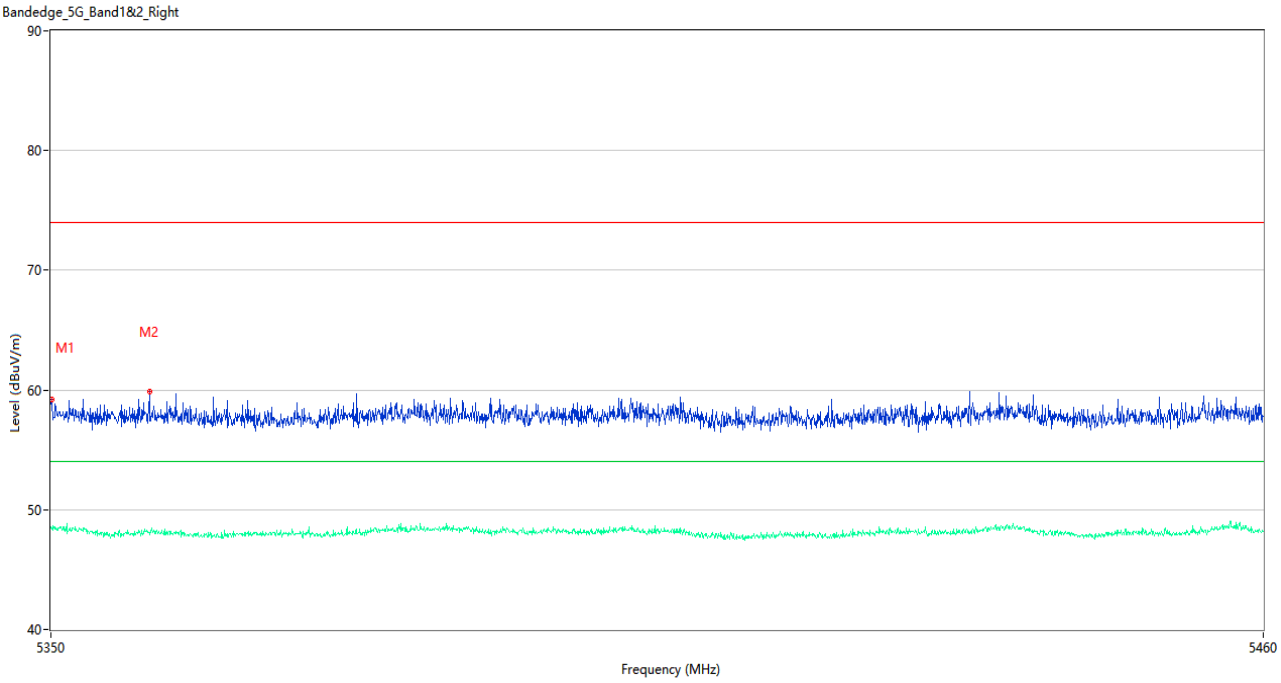

No.	Frequency (MHz)	Results (dBuV/m)	Factor (dB)	Limit (dBuV/m)	Margin (dB)	Detector	Table (Degree)	Height (cm)	Antenna	Verdict
1	5350.055	59.24	5.23	74.0	14.76	Peak	113.00	200	Horizontal	Pass
1**	5350.055	48.37	5.23	54.0	5.63	AV	113.00	200	Horizontal	Pass
2	5358.855	59.87	5.08	74.0	14.13	Peak	169.00	100	Horizontal	Pass
2**	5358.855	48.10	5.08	54.0	5.90	AV	169.00	100	Horizontal	Pass

U-NII-2A 11a Low Channel

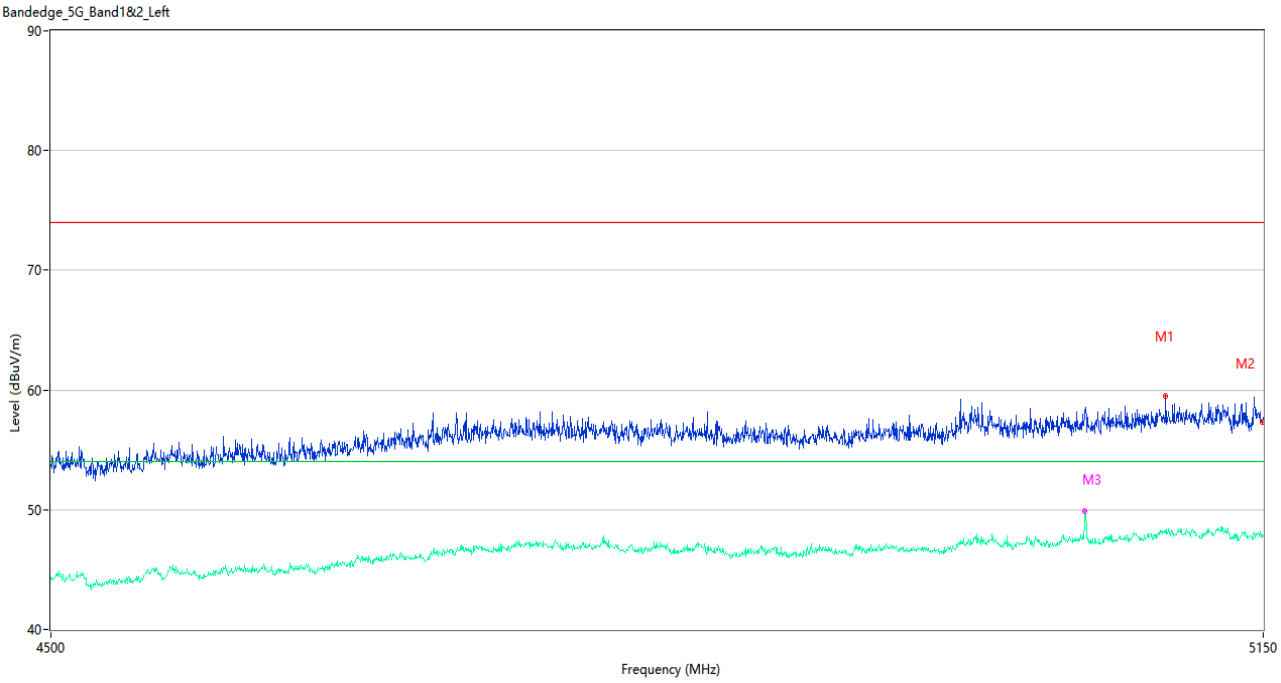

No.	Frequency (MHz)	Results (dBuV/m)	Factor (dB)	Limit (dBuV/m)	Margin (dB)	Detector	Table (Degree)	Height (cm)	Antenna	Verdict
1	5094.425	59.49	5.28	74.0	14.51	Peak	180.00	150	Horizontal	Pass
1**	5094.425	48.05	5.28	54.0	5.95	AV	180.00	150	Horizontal	Pass
2	5149.675	57.35	4.87	74.0	16.65	Peak	78.00	100	Horizontal	Pass
2**	5149.675	47.73	4.87	54.0	6.27	AV	78.00	100	Horizontal	Pass
3	5048.925	58.19	4.78	74.0	15.81	Peak	356.00	150	Horizontal	Pass
3**	5048.925	49.93	4.78	54.0	4.07	AV	356.00	150	Horizontal	Pass

U-NII-2A 11a High Channel

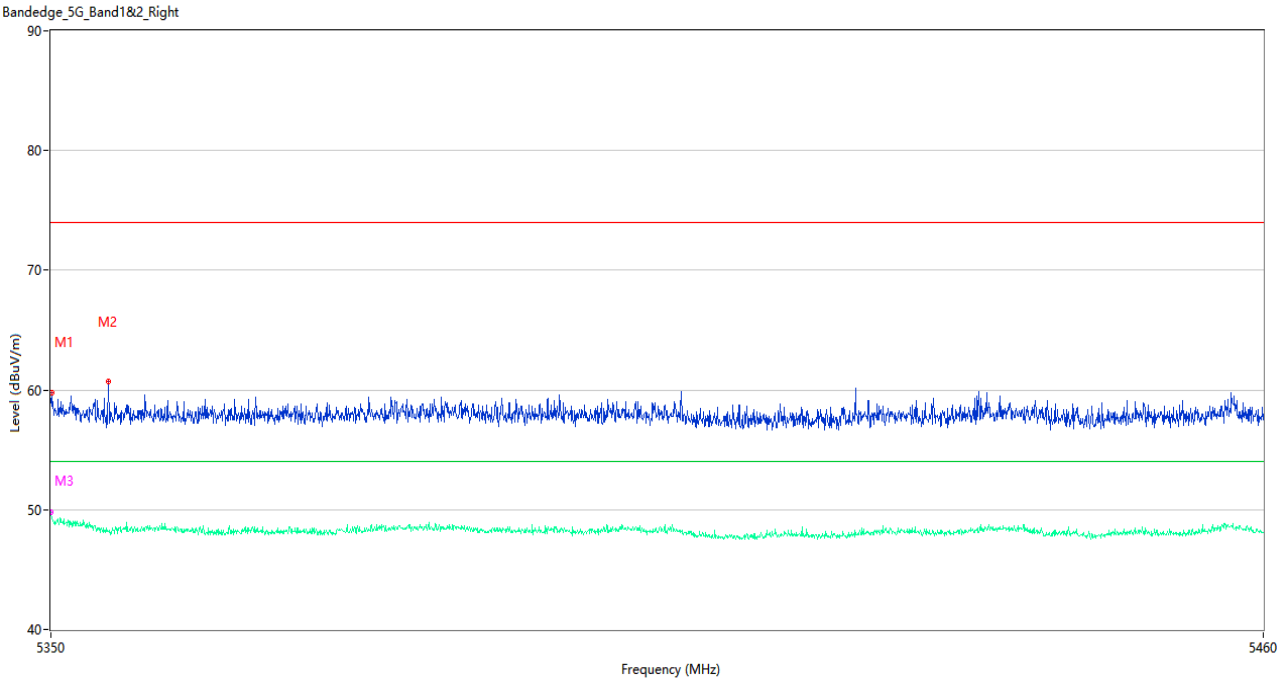

No.	Frequency (MHz)	Results (dBuV/m)	Factor (dB)	Limit (dBuV/m)	Margin (dB)	Detector	Table (Degree)	Height (cm)	Antenna	Verdict
1	5350.055	59.80	5.23	74.0	14.20	Peak	150.00	100	Horizontal	Pass
1**	5350.055	49.25	5.23	54.0	4.75	AV	150.00	100	Horizontal	Pass
2	5355.170	60.70	4.89	74.0	13.30	Peak	152.00	100	Horizontal	Pass
2**	5355.170	48.23	4.89	54.0	5.77	AV	152.00	100	Horizontal	Pass
3	5350.000	58.93	5.23	74.0	15.07	Peak	147.00	150	Horizontal	Pass
3**	5350.000	49.76	5.23	54.0	4.24	AV	147.00	150	Horizontal	Pass

U-NII-2A 11n20 Low Channel

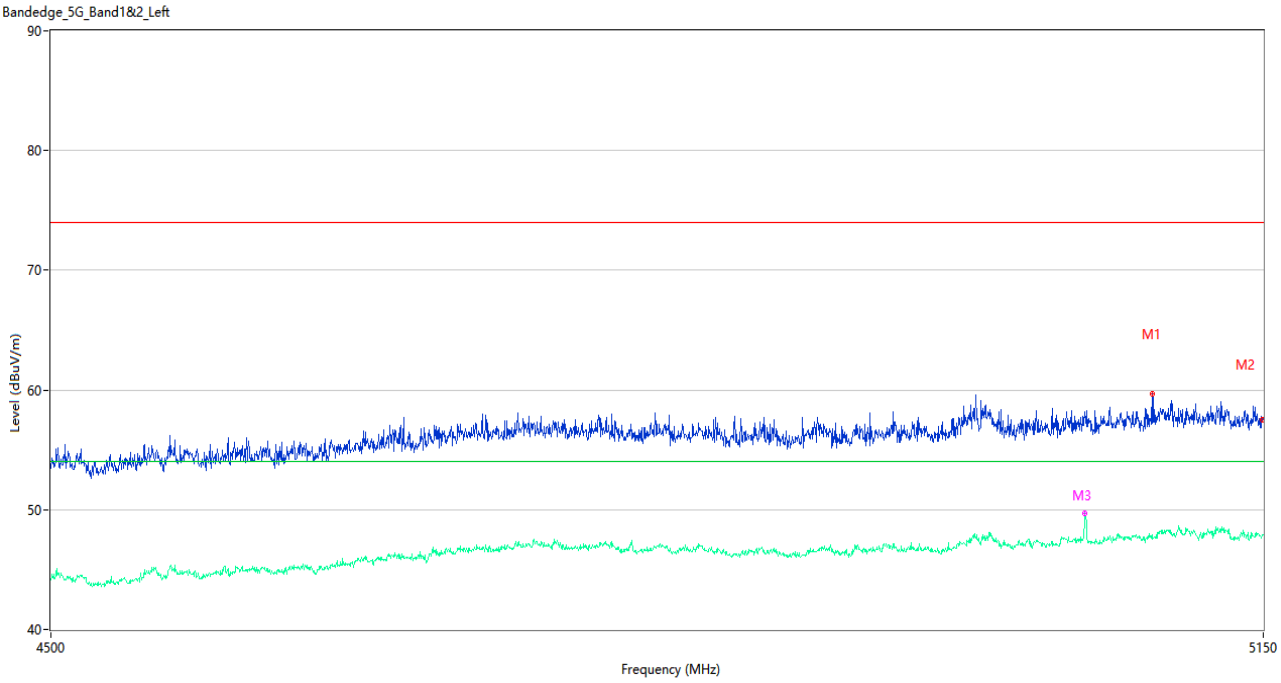

No.	Frequency (MHz)	Results (dBuV/m)	Factor (dB)	Limit (dBuV/m)	Margin (dB)	Detector	Table (Degree)	Height (cm)	Antenna	Verdict
1	5086.625	59.63	4.99	74.0	14.37	Peak	83.00	100	Horizontal	Pass
1**	5086.625	47.86	4.99	54.0	6.14	AV	83.00	100	Horizontal	Pass
2	5149.675	57.47	4.87	74.0	16.53	Peak	49.00	200	Horizontal	Pass
2**	5149.675	47.82	4.87	54.0	6.18	AV	49.00	200	Horizontal	Pass
3	5048.925	58.14	4.78	74.0	15.86	Peak	98.00	150	Horizontal	Pass
3**	5048.925	49.70	4.78	54.0	4.30	AV	98.00	150	Horizontal	Pass

U-NII-2A 11n20 High Channel

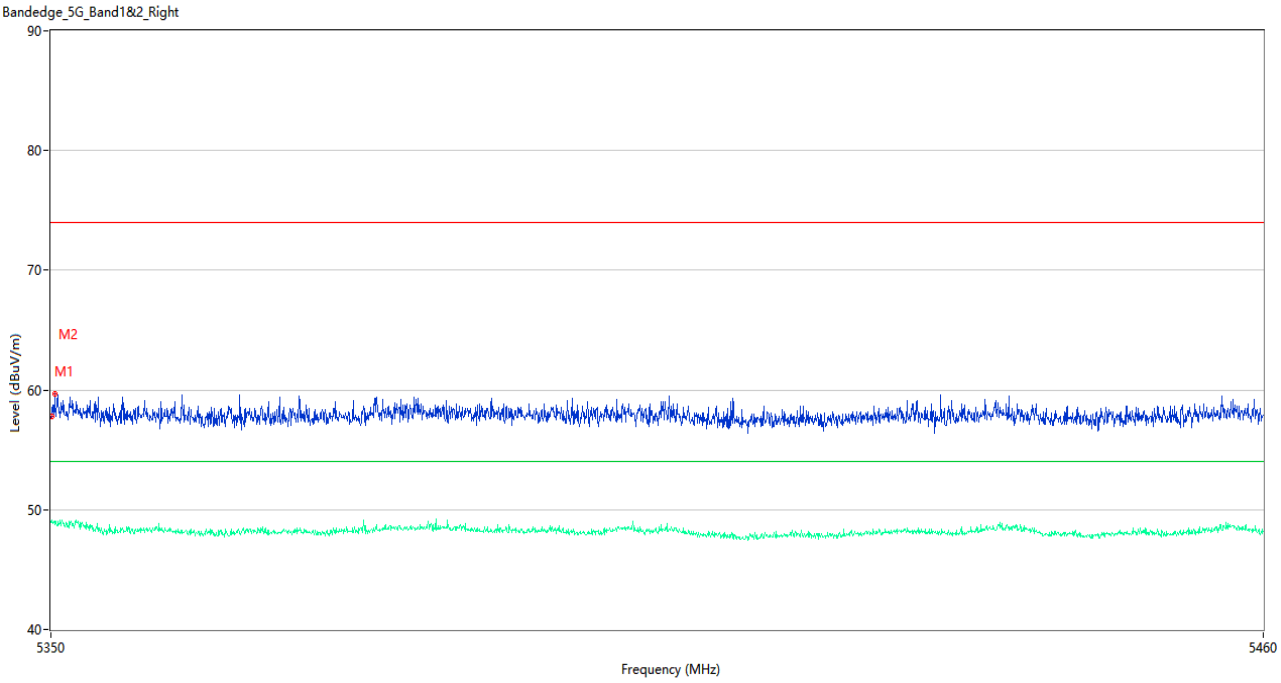

No.	Frequency (MHz)	Results (dBuV/m)	Factor (dB)	Limit (dBuV/m)	Margin (dB)	Detector	Table (Degree)	Height (cm)	Antenna	Verdict
1	5350.055	57.79	5.23	74.0	16.21	Peak	158.00	100	Horizontal	Pass
1**	5350.055	49.12	5.23	54.0	4.88	AV	158.00	100	Horizontal	Pass
2	5350.330	59.70	5.22	74.0	14.30	Peak	37.00	100	Horizontal	Pass
2**	5350.330	48.78	5.22	54.0	5.22	AV	37.00	100	Horizontal	Pass

U-NII-2A 11n40 Low Channel

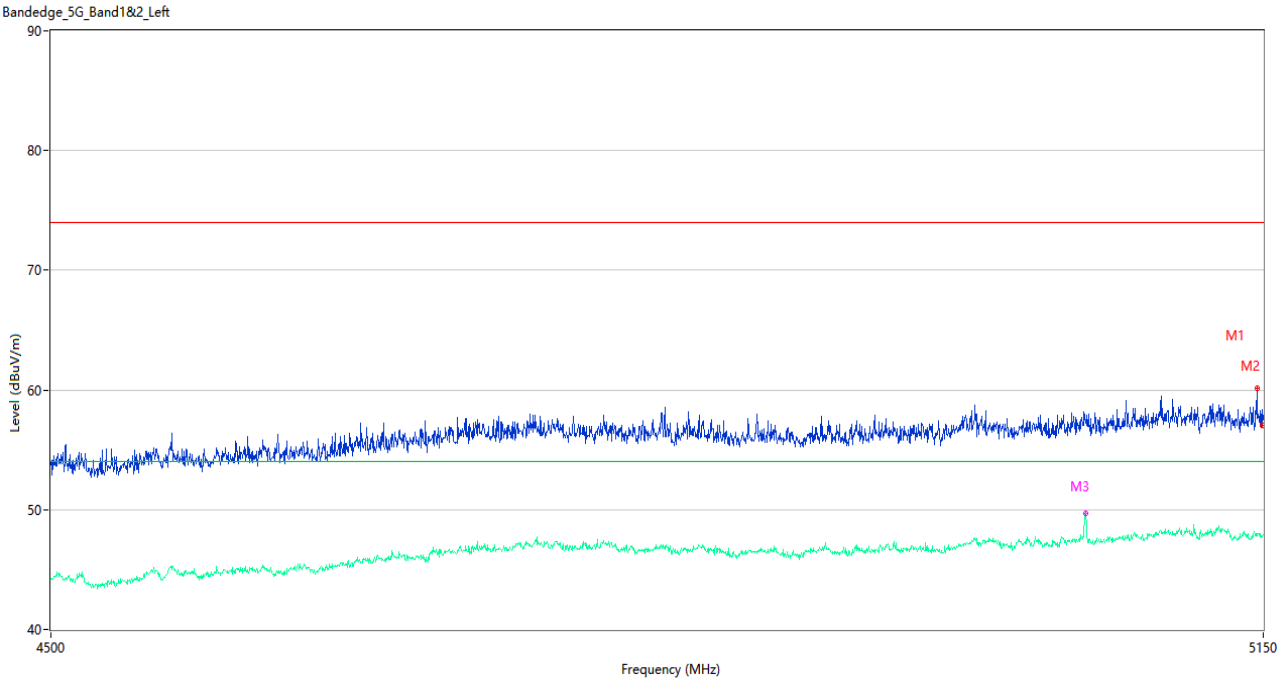

No.	Frequency (MHz)	Results (dBuV/m)	Factor (dB)	Limit (dBuV/m)	Margin (dB)	Detector	Table (Degree)	Height (cm)	Antenna	Verdict
1	5146.425	60.13	5.08	74.0	13.87	Peak	166.00	200	Horizontal	Pass
1**	5146.425	47.84	5.08	54.0	6.16	AV	166.00	200	Horizontal	Pass
2	5149.675	57.07	4.87	74.0	16.93	Peak	196.00	150	Horizontal	Pass
2**	5149.675	47.70	4.87	54.0	6.30	AV	196.00	150	Horizontal	Pass
3	5049.250	57.19	4.77	74.0	16.81	Peak	259.00	150	Horizontal	Pass
3**	5049.250	49.66	4.77	54.0	4.34	AV	259.00	150	Horizontal	Pass

U-NII-2A 11n40 High Channel

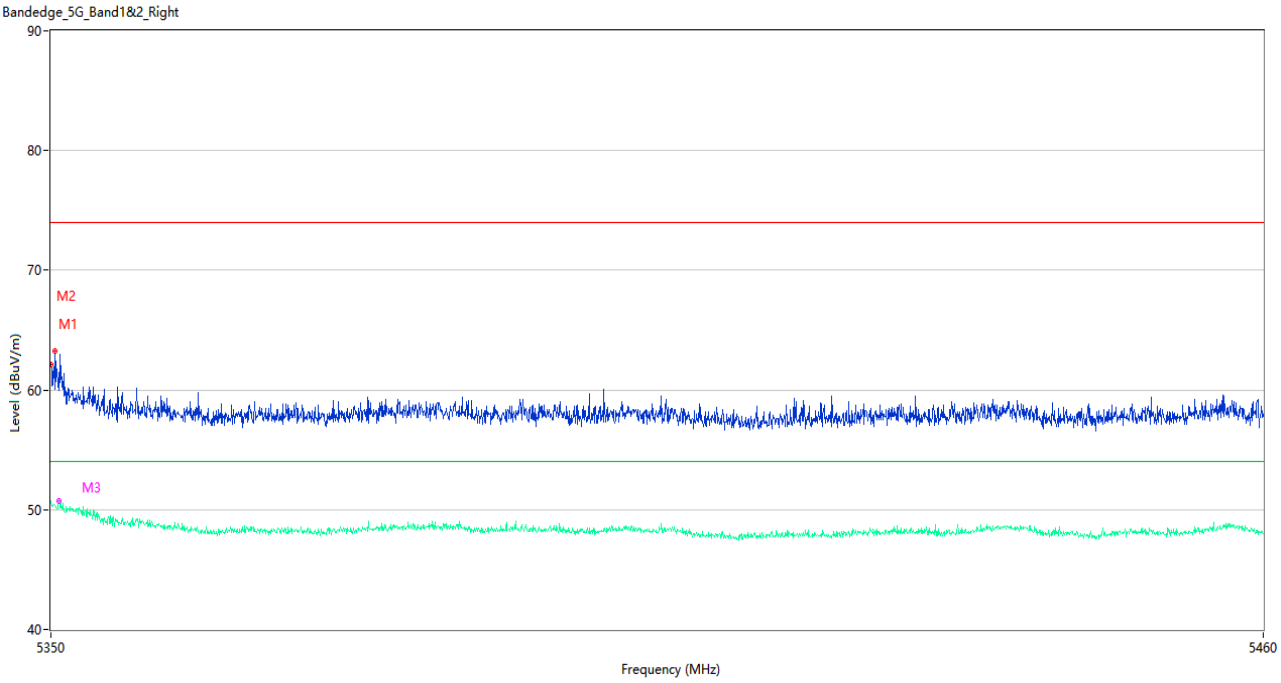

No.	Frequency (MHz)	Results (dBuV/m)	Factor (dB)	Limit (dBuV/m)	Margin (dB)	Detector	Table (Degree)	Height (cm)	Antenna	Verdict
1	5350.000	62.13	5.23	74.0	11.87	Peak	111.00	100	Horizontal	Pass
1**	5350.000	50.74	5.23	54.0	3.26	AV	111.00	100	Horizontal	Pass
2	5350.385	63.23	5.22	74.0	10.77	Peak	167.00	200	Horizontal	Pass
2**	5350.385	50.36	5.22	54.0	3.64	AV	167.00	200	Horizontal	Pass
3	5350.715	59.92	5.20	74.0	14.08	Peak	140.00	150	Horizontal	Pass
3**	5350.715	50.76	5.20	54.0	3.24	AV	140.00	150	Horizontal	Pass

U-NII-2A 11ac20 Low Channel

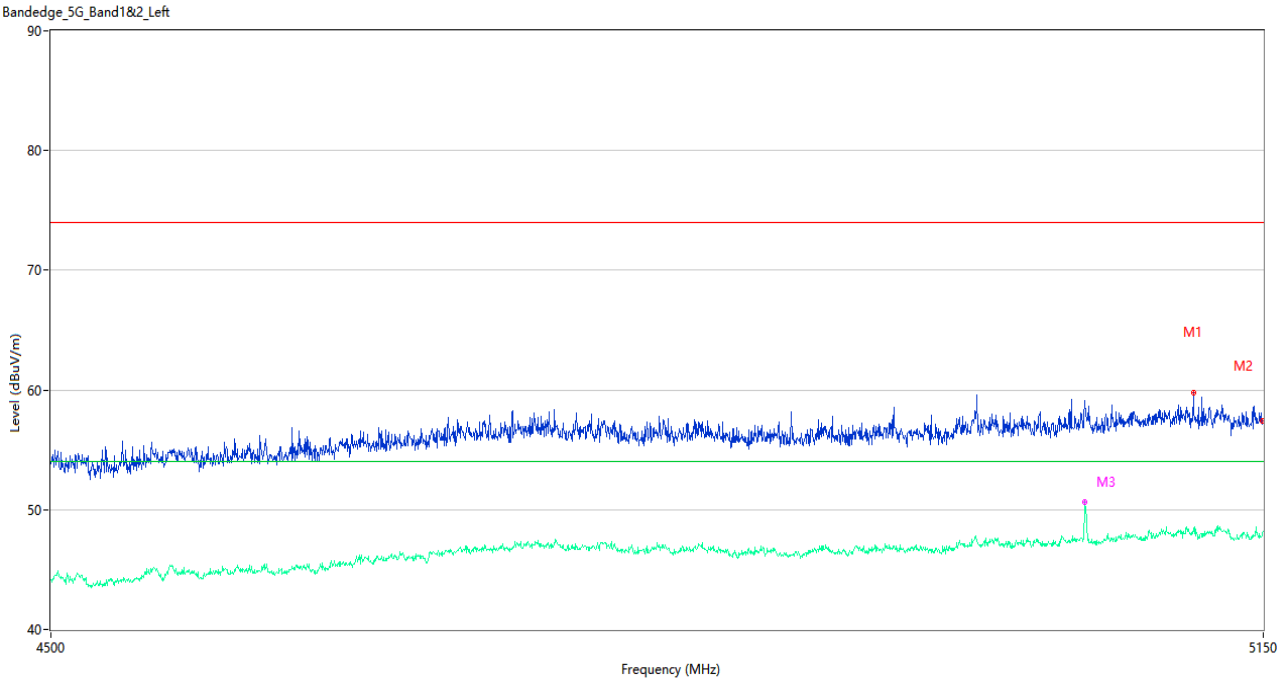

No.	Frequency (MHz)	Results (dBuV/m)	Factor (dB)	Limit (dBuV/m)	Margin (dB)	Detector	Table (Degree)	Height (cm)	Antenna	Verdict
1	5110.025	59.82	5.51	74.0	14.18	Peak	171.00	200	Horizontal	Pass
1**	5110.025	48.50	5.51	54.0	5.50	AV	171.00	200	Horizontal	Pass
2	5149.675	57.45	4.87	74.0	16.55	Peak	360.00	150	Horizontal	Pass
2**	5149.675	48.02	4.87	54.0	5.98	AV	360.00	150	Horizontal	Pass
3	5048.925	58.81	4.78	74.0	15.19	Peak	327.00	150	Horizontal	Pass
3**	5048.925	50.65	4.78	54.0	3.35	AV	327.00	150	Horizontal	Pass

U-NII-2A 11ac20 High Channel

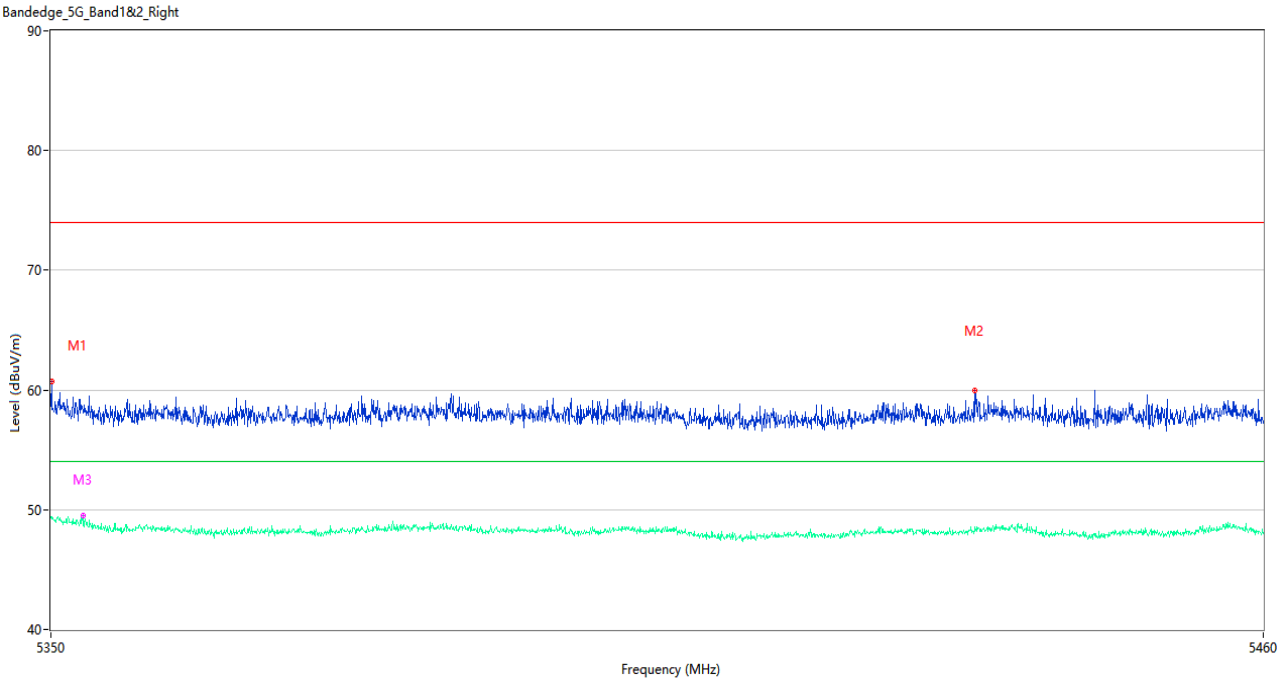

No.	Frequency (MHz)	Results (dBuV/m)	Factor (dB)	Limit (dBuV/m)	Margin (dB)	Detector	Table (Degree)	Height (cm)	Antenna	Verdict
1	5350.055	60.75	5.23	74.0	13.25	Peak	208.00	100	Horizontal	Pass
1**	5350.055	49.26	5.23	54.0	4.74	AV	208.00	100	Horizontal	Pass
2	5433.600	59.96	5.63	74.0	14.04	Peak	88.00	100	Horizontal	Pass
2**	5433.600	48.16	5.63	54.0	5.84	AV	88.00	100	Horizontal	Pass
3	5352.860	58.17	5.24	74.0	15.83	Peak	355.00	100	Horizontal	Pass
3**	5352.860	49.51	5.24	54.0	4.49	AV	355.00	100	Horizontal	Pass

U-NII-2A 11ac40 Low Channel

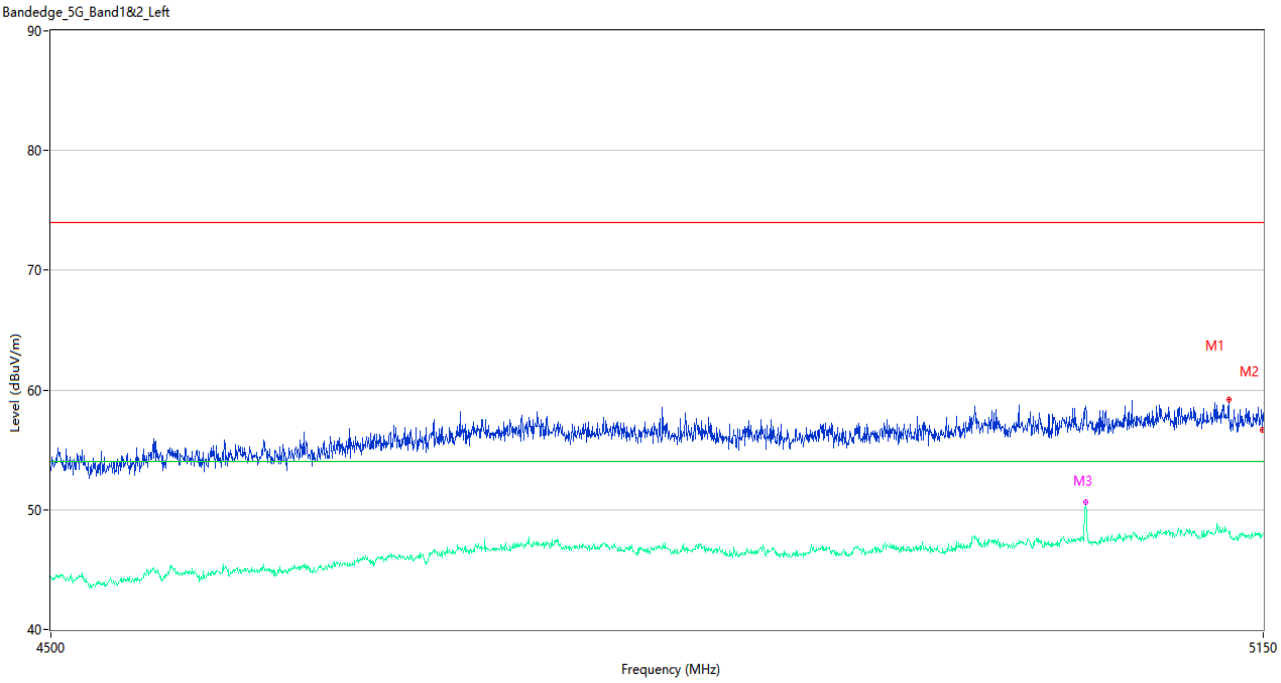

No.	Frequency (MHz)	Results (dBuV/m)	Factor (dB)	Limit (dBuV/m)	Margin (dB)	Detector	Table (Degree)	Height (cm)	Antenna	Verdict
1	5130.175	59.22	5.17	74.0	14.78	Peak	273.00	150	Horizontal	Pass
1**	5130.175	48.07	5.17	54.0	5.93	AV	273.00	150	Horizontal	Pass
2	5149.675	56.70	4.87	74.0	17.30	Peak	0.00	100	Horizontal	Pass
2**	5149.675	47.81	4.87	54.0	6.19	AV	0.00	100	Horizontal	Pass
3	5049.250	58.65	4.77	74.0	15.35	Peak	317.00	150	Horizontal	Pass
3**	5049.250	50.63	4.77	54.0	3.37	AV	317.00	150	Horizontal	Pass

U-NII-2A 11ac40 High Channel

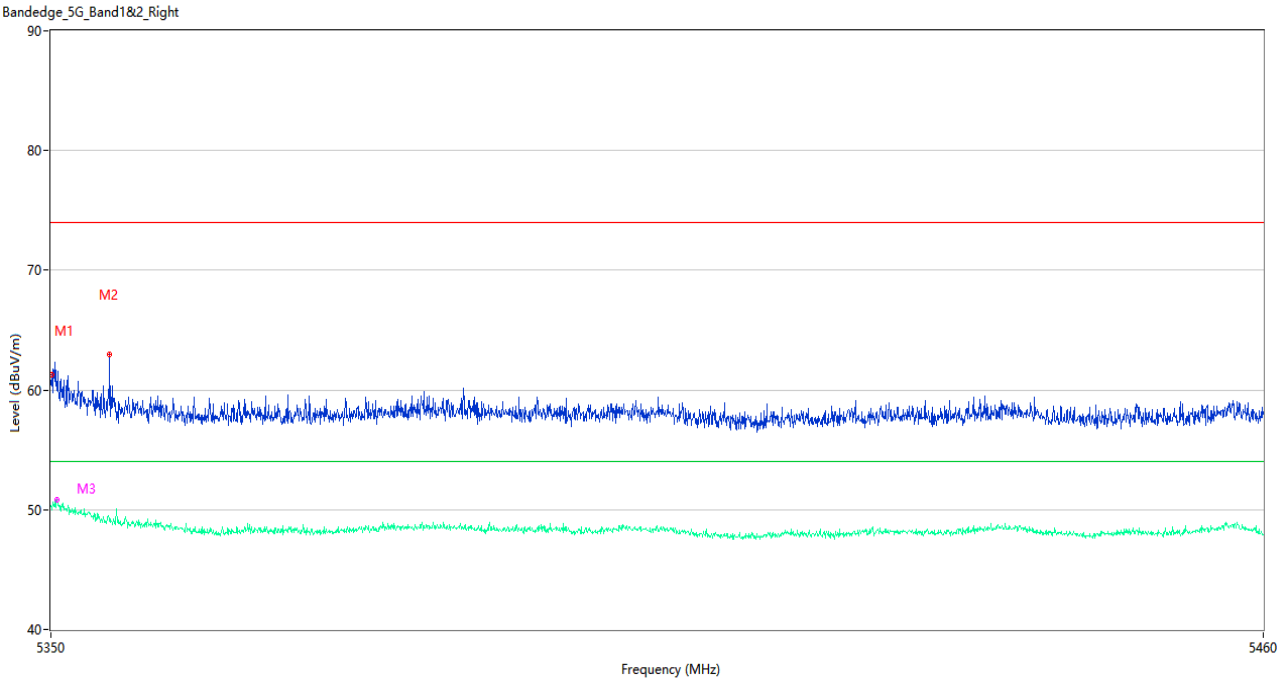

No.	Frequency (MHz)	Results (dBuV/m)	Factor (dB)	Limit (dBuV/m)	Margin (dB)	Detector	Table (Degree)	Height (cm)	Antenna	Verdict
1	5350.055	61.29	5.23	74.0	12.71	Peak	50.00	100	Horizontal	Pass
1**	5350.055	50.06	5.23	54.0	3.94	AV	50.00	100	Horizontal	Pass
2	5355.280	62.99	4.89	74.0	11.01	Peak	189.00	100	Horizontal	Pass
2**	5355.280	49.02	4.89	54.0	4.98	AV	189.00	100	Horizontal	Pass
3	5350.550	59.97	5.21	74.0	14.03	Peak	147.00	100	Horizontal	Pass
3**	5350.550	50.83	5.21	54.0	3.17	AV	147.00	100	Horizontal	Pass

U-NII-2A 11ac80 Middle Channel

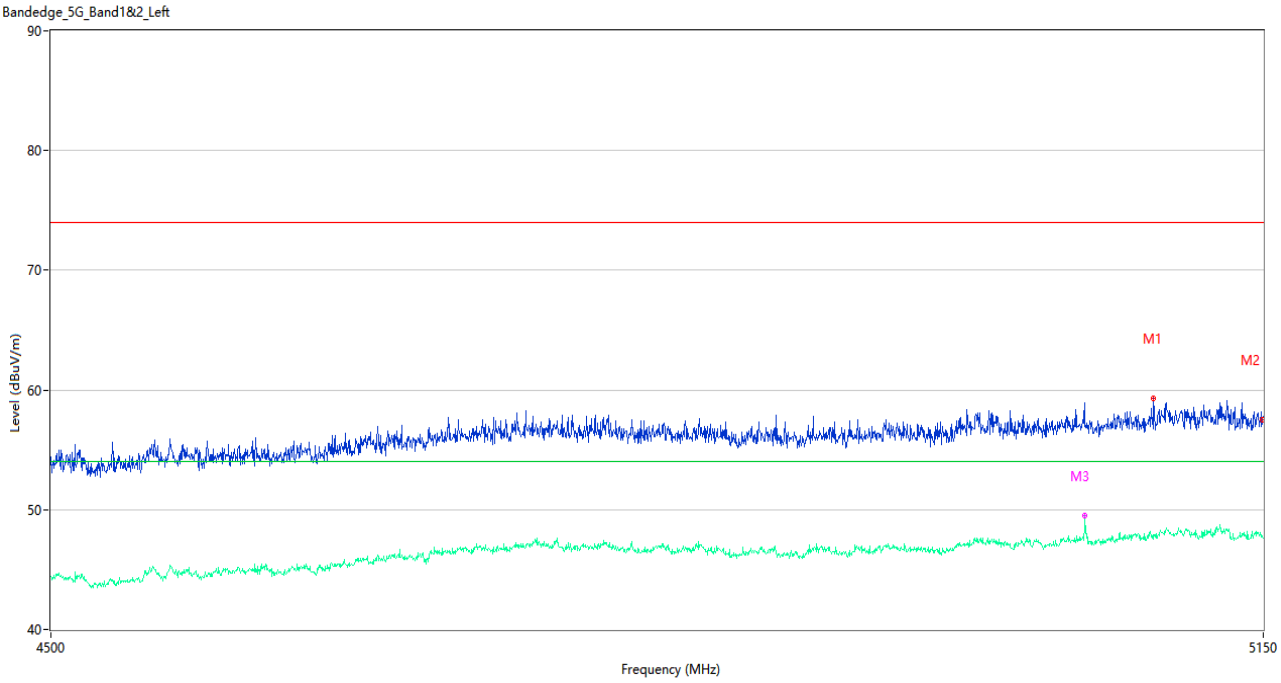

No.	Frequency (MHz)	Results (dBuV/m)	Factor (dB)	Limit (dBuV/m)	Margin (dB)	Detector	Table (Degree)	Height (cm)	Antenna	Verdict
1	5087.600	59.34	4.93	74.0	14.66	Peak	347.00	100	Horizontal	Pass
1**	5087.600	47.55	4.93	54.0	6.45	AV	347.00	100	Horizontal	Pass
2	5149.675	57.54	4.87	74.0	16.46	Peak	274.00	100	Horizontal	Pass
2**	5149.675	47.75	4.87	54.0	6.25	AV	274.00	100	Horizontal	Pass
3	5048.925	57.09	4.78	74.0	16.91	Peak	218.00	150	Horizontal	Pass
3**	5048.925	49.53	4.78	54.0	4.47	AV	218.00	150	Horizontal	Pass

U-NII-2A 11ac80 Middle Channel

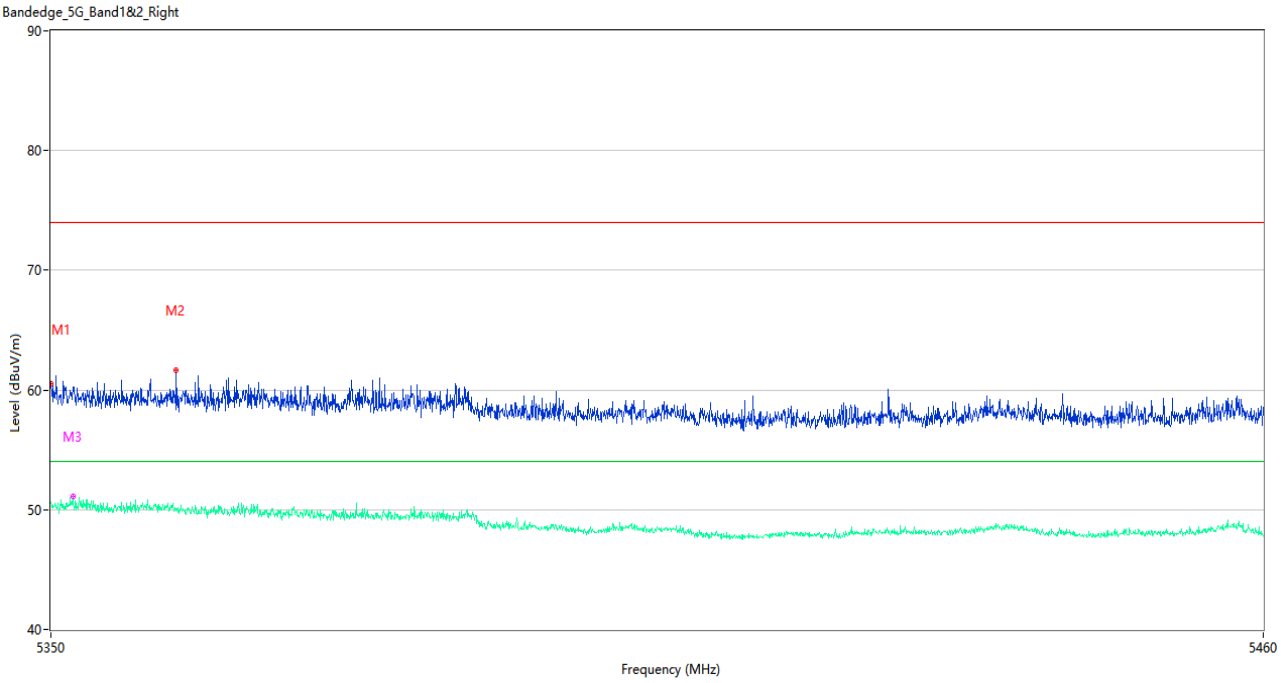

No.	Frequency (MHz)	Results (dBuV/m)	Factor (dB)	Limit (dBuV/m)	Margin (dB)	Detector	Table (Degree)	Height (cm)	Antenna	Verdict
1	5350.000	60.57	5.23	74.0	13.43	Peak	151.00	150	Horizontal	Pass
1**	5350.000	50.62	5.23	54.0	3.38	AV	151.00	150	Horizontal	Pass
2	5361.275	61.62	5.01	74.0	12.38	Peak	110.00	100	Horizontal	Pass
2**	5361.275	49.89	5.01	54.0	4.11	AV	110.00	100	Horizontal	Pass
3	5351.980	60.20	5.22	74.0	13.80	Peak	144.00	150	Horizontal	Pass
3**	5351.980	51.00	5.22	54.0	3.00	AV	144.00	150	Horizontal	Pass

U-NII-2C 11a Low Channel

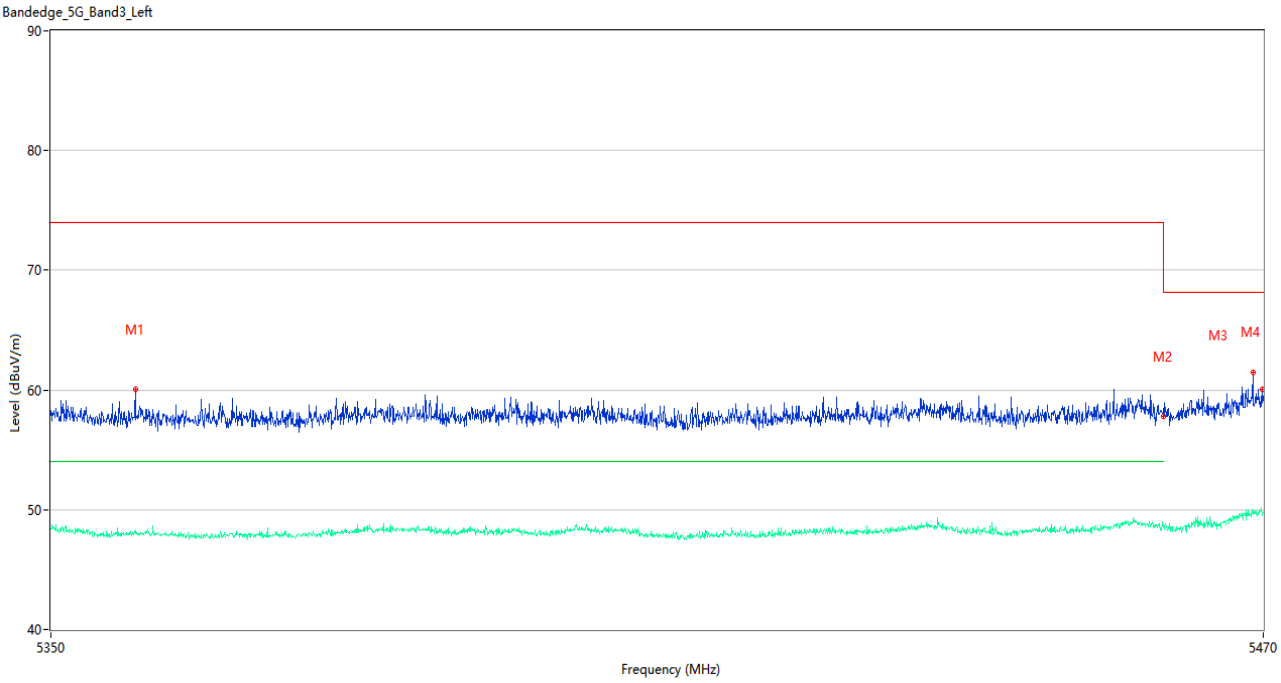

No.	Frequency (MHz)	Results (dBuV/m)	Factor (dB)	Limit (dBuV/m)	Margin (dB)	Detector	Table (Degree)	Height (cm)	Antenna	Verdict
1	5358.280	60.07	5.05	74.0	13.93	Peak	360.00	200	Horizontal	Pass
1**	5358.280	48.25	5.05	54.0	5.75	AV	360.00	200	Horizontal	Pass
2	5459.980	57.75	5.52	74.0	16.25	Peak	303.00	150	Horizontal	Pass
2**	5459.980	48.75	5.52	54.0	5.25	AV	303.00	150	Horizontal	Pass
3	5468.980	61.43	5.71	68.2	6.77	Peak	356.00	150	Horizontal	Pass
3**	5468.980	49.61	5.71	--	--	AV	356.00	150	Horizontal	N/A
4	5469.940	60.05	5.76	68.2	8.15	Peak	54.00	200	Horizontal	Pass
4**	5469.940	49.77	5.76	--	--	AV	54.00	200	Horizontal	N/A

U-NII-2C 11a High Channel

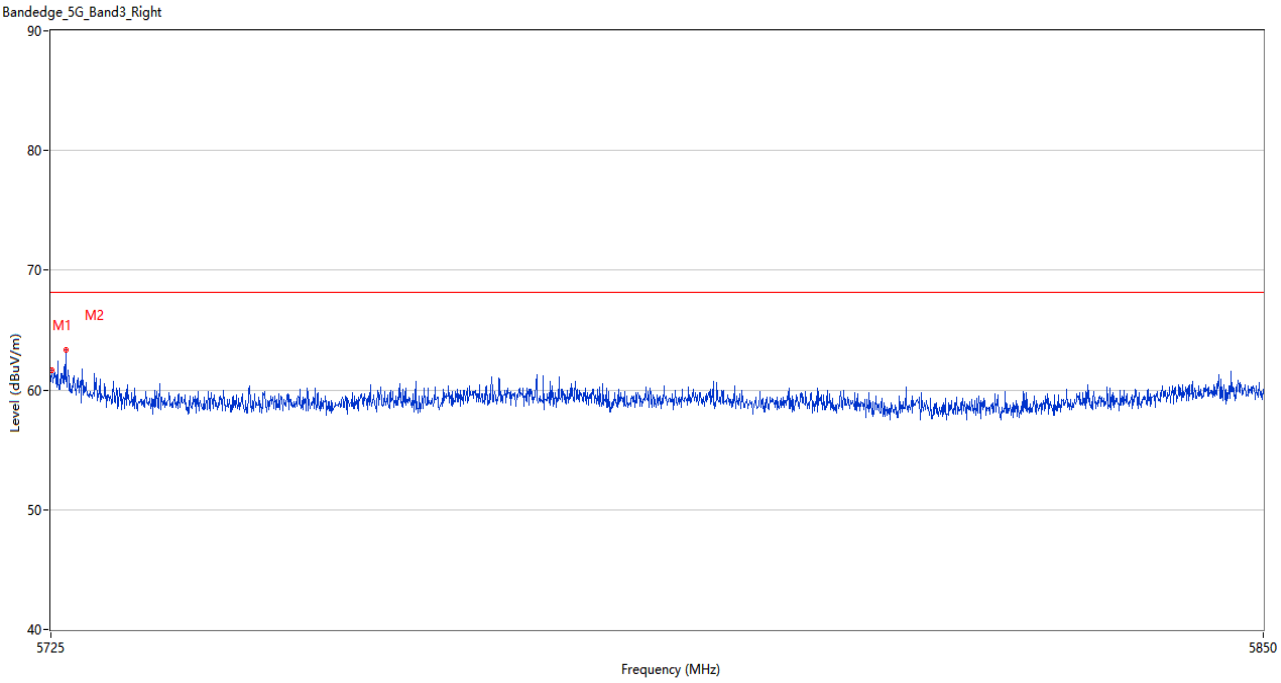

No.	Frequency (MHz)	Results (dBuV/m)	Factor (dB)	Limit (dBuV/m)	Margin (dB)	Detector	Table (Degree)	Height (cm)	Antenna	Verdict
1	5725.063	61.66	5.94	68.2	6.54	Peak	355.00	200	Horizontal	Pass
2	5726.500	63.35	5.91	68.2	4.85	Peak	355.00	200	Horizontal	Pass

U-NII-2C 11n20 Low Channel

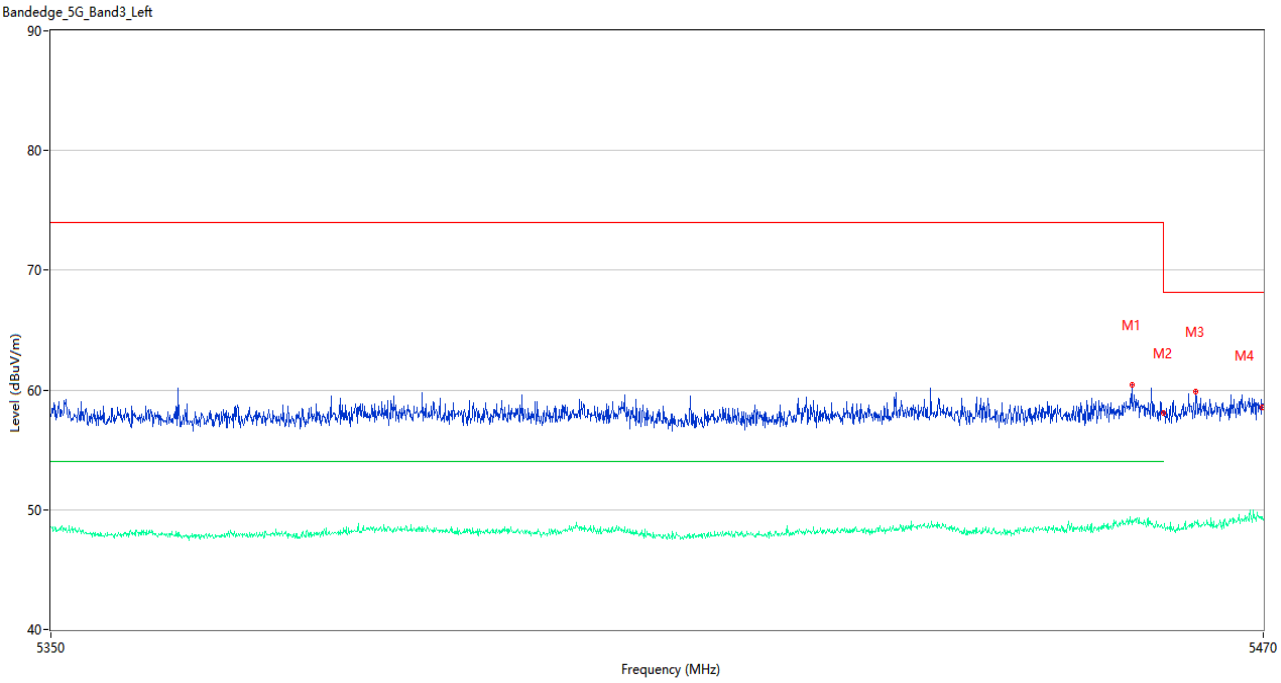

No.	Frequency (MHz)	Results (dBuV/m)	Factor (dB)	Limit (dBuV/m)	Margin (dB)	Detector	Table (Degree)	Height (cm)	Antenna	Verdict
1	5456.860	60.44	6.12	74.0	13.56	Peak	227.00	200	Horizontal	Pass
1**	5456.860	49.11	6.12	54.0	4.89	AV	227.00	200	Horizontal	Pass
2	5459.980	58.07	5.52	74.0	15.93	Peak	97.00	150	Horizontal	Pass
2**	5459.980	48.48	5.52	54.0	5.52	AV	97.00	150	Horizontal	Pass
3	5463.280	59.90	5.65	68.2	8.30	Peak	132.00	200	Horizontal	Pass
3**	5463.280	48.97	5.65	--	--	AV	132.00	200	Horizontal	N/A
4	5469.940	58.54	5.76	68.2	9.66	Peak	31.00	150	Horizontal	Pass
4**	5469.940	49.45	5.76	--	--	AV	31.00	150	Horizontal	N/A

U-NII-2C 11n20 High Channel

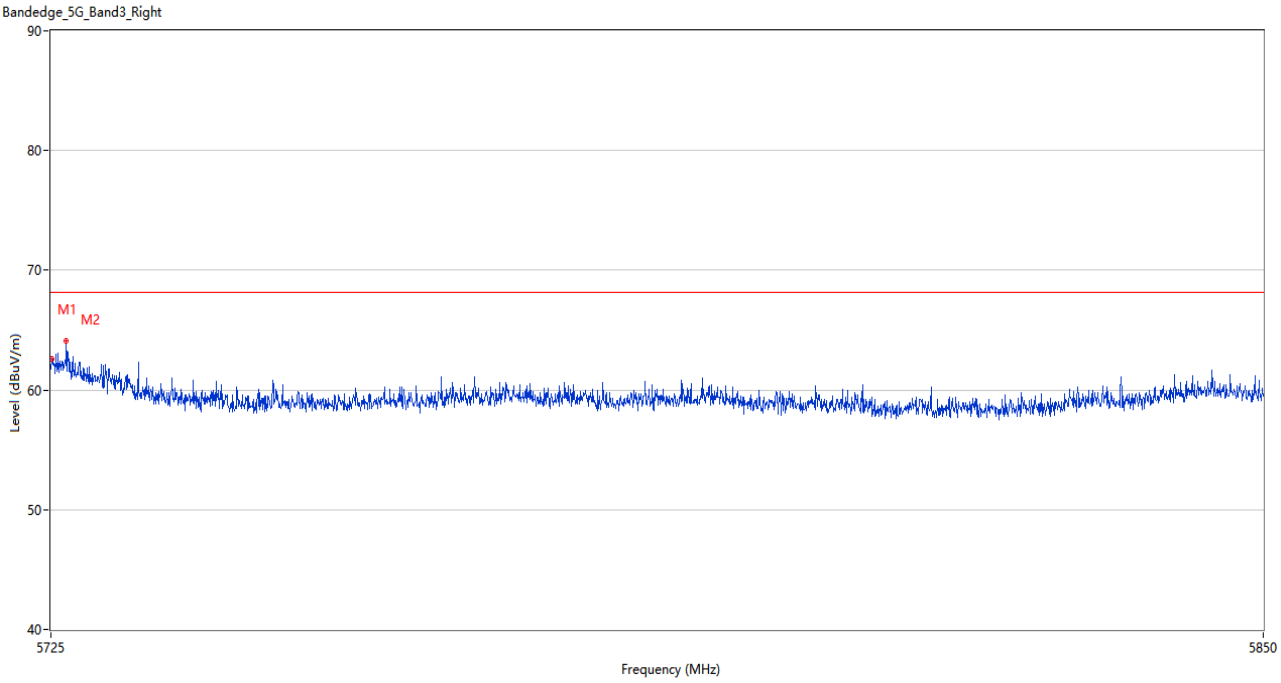

No.	Frequency (MHz)	Results (dBuV/m)	Factor (dB)	Limit (dBuV/m)	Margin (dB)	Detector	Table (Degree)	Height (cm)	Antenna	Verdict
1	5725.063	62.62	5.94	68.2	5.58	Peak	54.00	100	Horizontal	Pass
2	5726.562	64.10	5.91	68.2	4.10	Peak	11.00	150	Horizontal	Pass

U-NII-2C 11n40 Low Channel

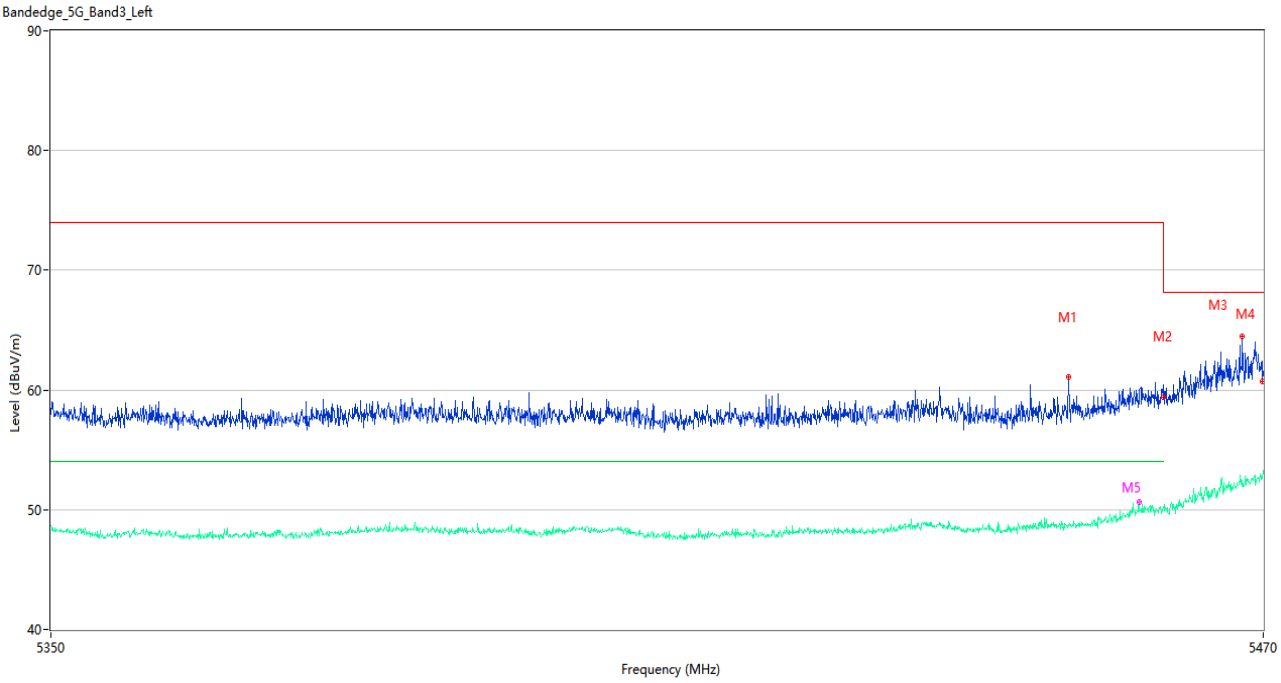

No.	Frequency (MHz)	Results (dBuV/m)	Factor (dB)	Limit (dBuV/m)	Margin (dB)	Detector	Table (Degree)	Height (cm)	Antenna	Verdict
1	5450.560	61.11	5.58	74.0	12.89	Peak	350.00	150	Horizontal	Pass
1**	5450.560	48.75	5.58	54.0	5.25	AV	350.00	150	Horizontal	Pass
2	5459.980	59.44	5.52	74.0	14.56	Peak	8.00	200	Horizontal	Pass
2**	5459.980	50.29	5.52	54.0	3.71	AV	8.00	200	Horizontal	Pass
3	5467.900	64.48	5.64	68.2	3.72	Peak	348.00	200	Horizontal	Pass
3**	5467.900	52.46	5.64	--	--	AV	348.00	200	Horizontal	N/A
4	5469.940	60.70	5.76	68.2	7.50	Peak	53.00	150	Horizontal	Pass
4**	5469.940	52.60	5.76	--	--	AV	53.00	150	Horizontal	N/A
5	5457.580	58.86	6.03	74.0	15.14	Peak	163.00	150	Horizontal	Pass
5**	5457.580	50.62	6.03	54.0	3.38	AV	163.00	150	Horizontal	Pass

U-NII-2C 11n40 High Channel

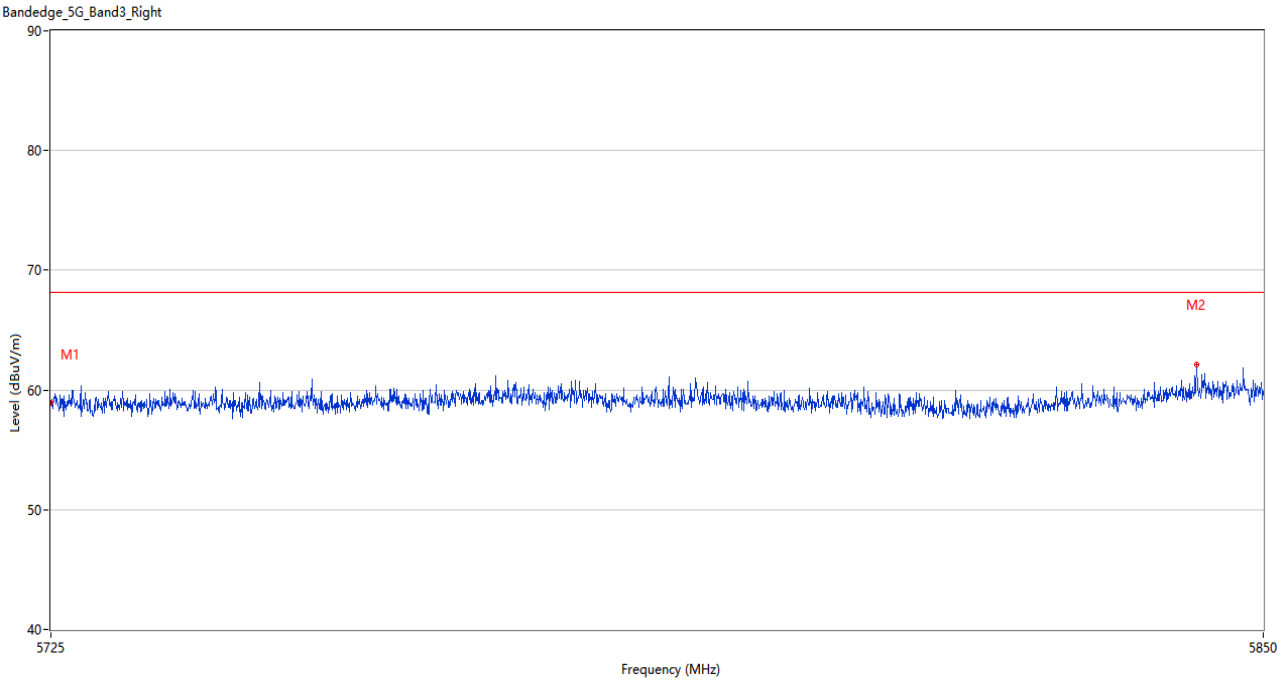

No.	Frequency (MHz)	Results (dBuV/m)	Factor (dB)	Limit (dBuV/m)	Margin (dB)	Detector	Table (Degree)	Height (cm)	Antenna	Verdict
1	5725.000	58.93	5.94	68.2	9.27	Peak	90.00	200	Horizontal	Pass
2	5843.062	62.14	7.50	68.2	6.06	Peak	193.00	200	Horizontal	Pass

U-NII-2C 11ac20 Low Channel

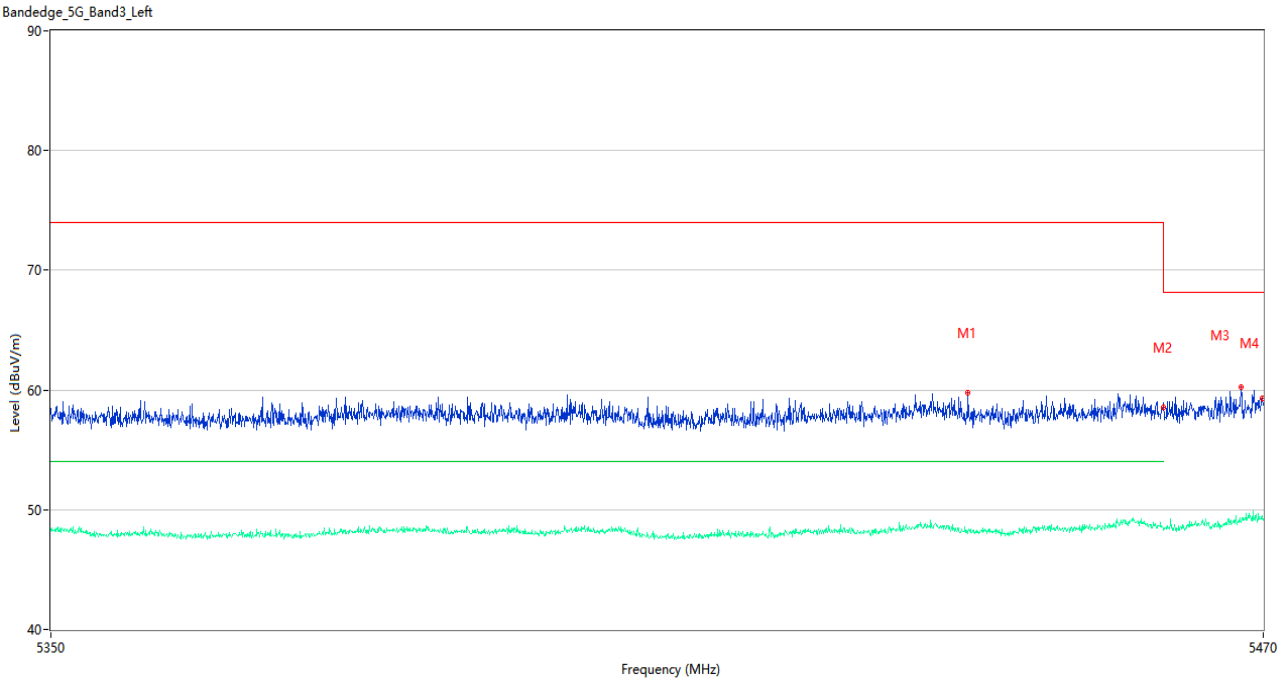

No.	Frequency (MHz)	Results (dBuV/m)	Factor (dB)	Limit (dBuV/m)	Margin (dB)	Detector	Table (Degree)	Height (cm)	Antenna	Verdict
1	5440.540	59.81	5.52	74.0	14.19	Peak	3.00	100	Horizontal	Pass
1**	5440.540	48.04	5.52	54.0	5.96	AV	3.00	100	Horizontal	Pass
2	5459.980	58.56	5.52	74.0	15.44	Peak	272.00	150	Horizontal	Pass
2**	5459.980	48.52	5.52	54.0	5.48	AV	272.00	150	Horizontal	Pass
3	5467.780	60.24	5.63	68.2	7.96	Peak	181.00	200	Horizontal	Pass
3**	5467.780	48.99	5.63	--	--	AV	181.00	200	Horizontal	N/A
4	5469.940	59.30	5.76	68.2	8.90	Peak	327.00	200	Horizontal	Pass
4**	5469.940	49.46	5.76	--	--	AV	327.00	200	Horizontal	N/A

U-NII-2C 11ac20 High Channel

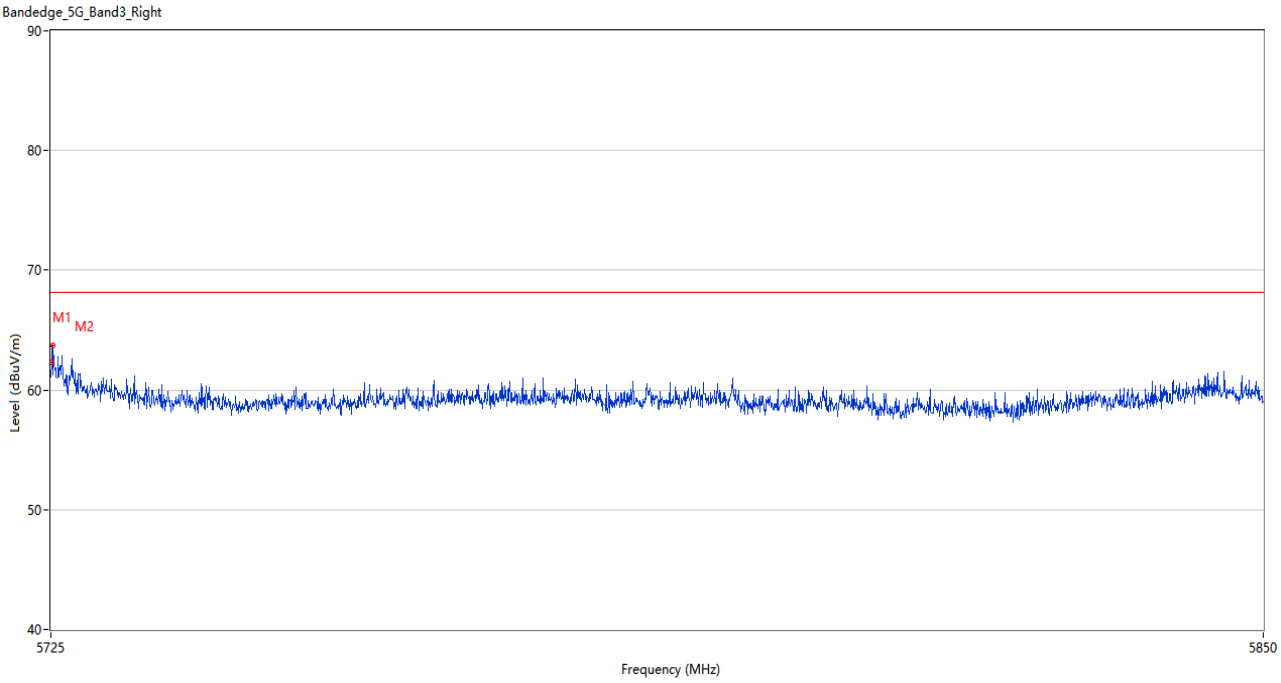

No.	Frequency (MHz)	Results (dBuV/m)	Factor (dB)	Limit (dBuV/m)	Margin (dB)	Detector	Table (Degree)	Height (cm)	Antenna	Verdict
1	5725.063	62.29	5.94	68.2	5.91	Peak	11.00	100	Horizontal	Pass
2	5725.250	63.76	5.94	68.2	4.44	Peak	333.00	200	Horizontal	Pass

U-NII-2C 11ac40 Low Channel

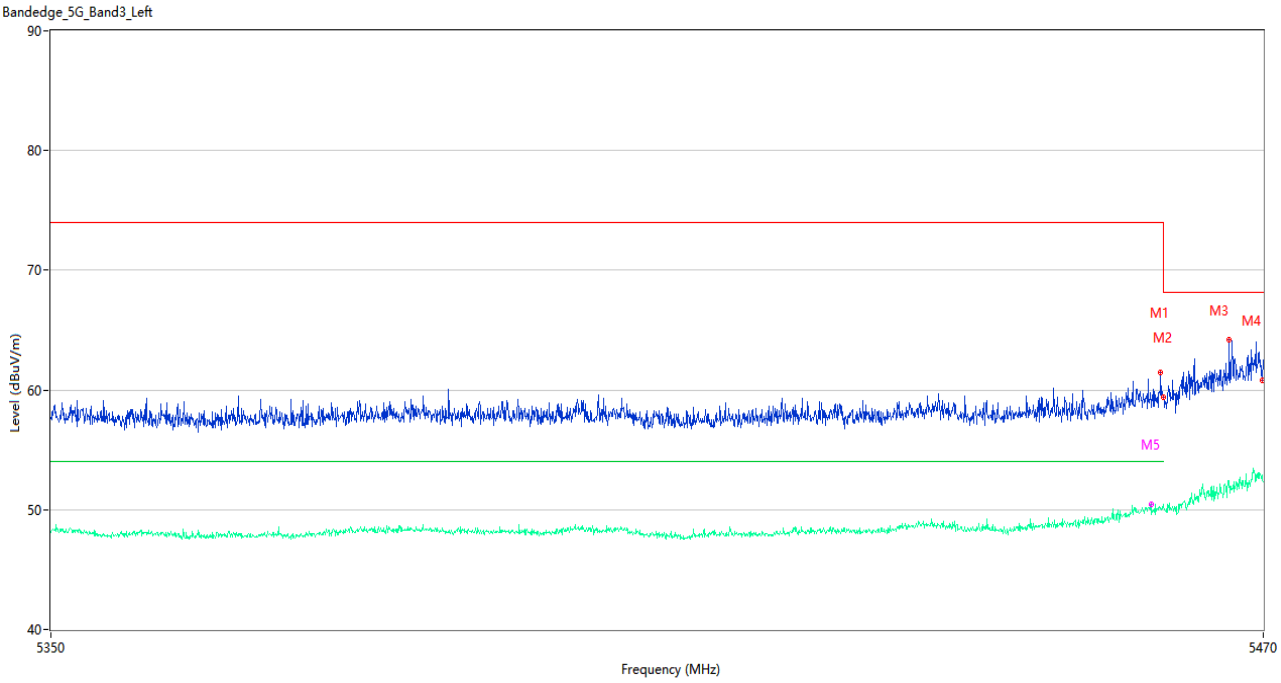

No.	Frequency (MHz)	Results (dBuV/m)	Factor (dB)	Limit (dBuV/m)	Margin (dB)	Detector	Table (Degree)	Height (cm)	Antenna	Verdict
1	5459.740	61.45	5.57	74.0	12.55	Peak	350.00	150	Horizontal	Pass
1**	5459.740	50.20	5.57	54.0	3.80	AV	350.00	150	Horizontal	Pass
2	5459.980	59.42	5.52	74.0	14.58	Peak	49.00	200	Horizontal	Pass
2**	5459.980	50.42	5.52	54.0	3.58	AV	49.00	200	Horizontal	Pass
3	5466.580	64.15	5.50	68.2	4.05	Peak	354.00	200	Horizontal	Pass
3**	5466.580	51.85	5.50	--	--	AV	354.00	200	Horizontal	N/A
4	5469.940	60.80	5.76	68.2	7.40	Peak	52.00	150	Horizontal	Pass
4**	5469.940	52.53	5.76	--	--	AV	52.00	150	Horizontal	N/A
5	5458.780	58.57	5.77	74.0	15.43	Peak	8.00	150	Horizontal	Pass
5**	5458.780	50.47	5.77	54.0	3.53	AV	8.00	150	Horizontal	Pass

U-NII-2C 11ac40 High Channel

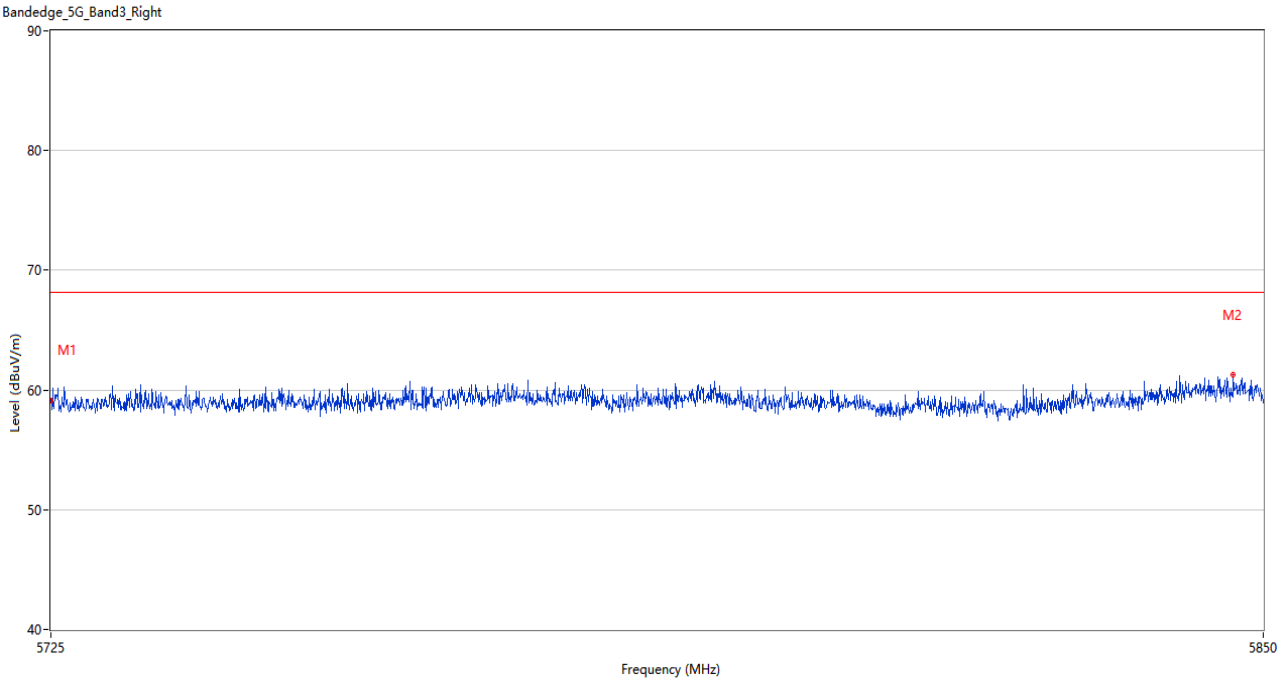

No.	Frequency (MHz)	Results (dBuV/m)	Factor (dB)	Limit (dBuV/m)	Margin (dB)	Detector	Table (Degree)	Height (cm)	Antenna	Verdict
1	5725.000	59.10	5.94	68.2	9.10	Peak	114.00	200	Horizontal	Pass
2	5846.875	61.31	7.48	68.2	6.89	Peak	307.00	200	Horizontal	Pass

U-NII-2C 11ac80 Low Channel

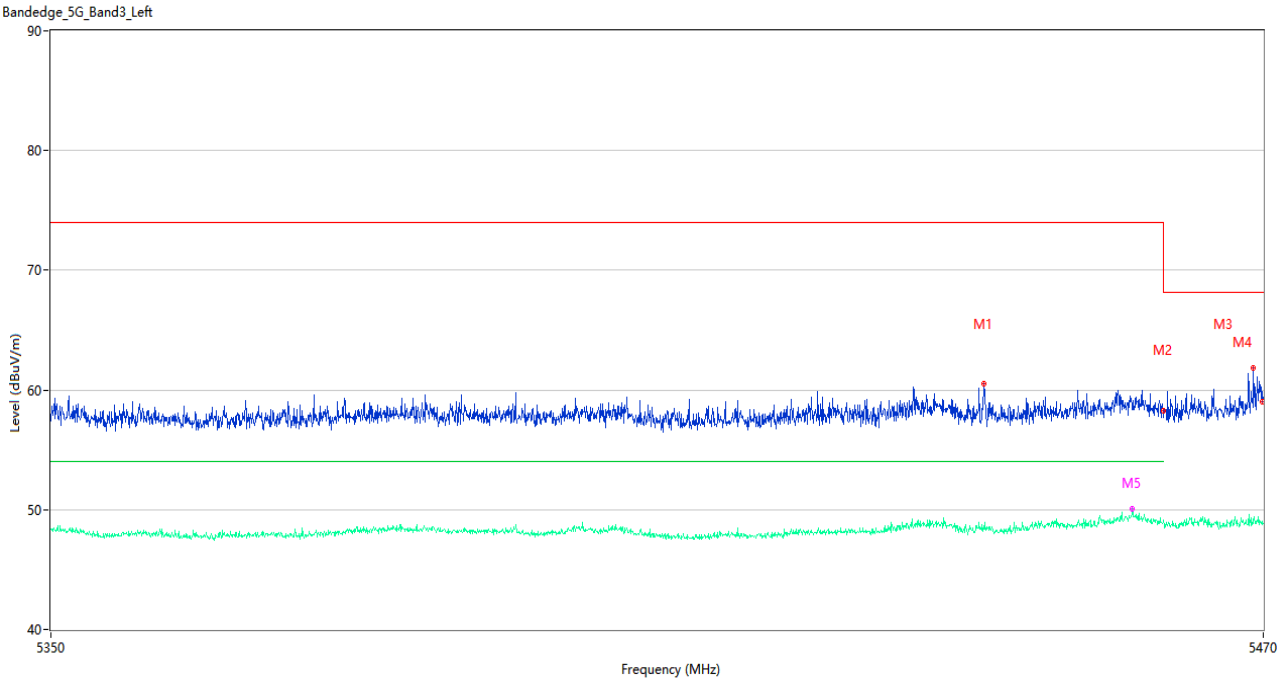

No.	Frequency (MHz)	Results (dBuV/m)	Factor (dB)	Limit (dBuV/m)	Margin (dB)	Detector	Table (Degree)	Height (cm)	Antenna	Verdict
1	5442.100	60.56	5.57	74.0	13.44	Peak	104.00	200	Horizontal	Pass
1**	5442.100	48.38	5.57	54.0	5.62	AV	104.00	200	Horizontal	Pass
2	5459.980	58.31	5.52	74.0	15.69	Peak	98.00	150	Horizontal	Pass
2**	5459.980	48.91	5.52	54.0	5.09	AV	98.00	150	Horizontal	Pass
3	5469.040	61.88	5.71	68.2	6.32	Peak	354.00	200	Horizontal	Pass
3**	5469.040	49.11	5.71	--	--	AV	354.00	200	Horizontal	N/A
4	5469.940	59.00	5.76	68.2	9.20	Peak	186.00	100	Horizontal	Pass
4**	5469.940	49.01	5.76	--	--	AV	186.00	100	Horizontal	N/A
5	5456.920	58.40	6.13	74.0	15.60	Peak	57.00	150	Horizontal	Pass
5**	5456.920	50.08	6.13	54.0	3.92	AV	57.00	150	Horizontal	Pass

U-NII-2C 11ac80 High Channel

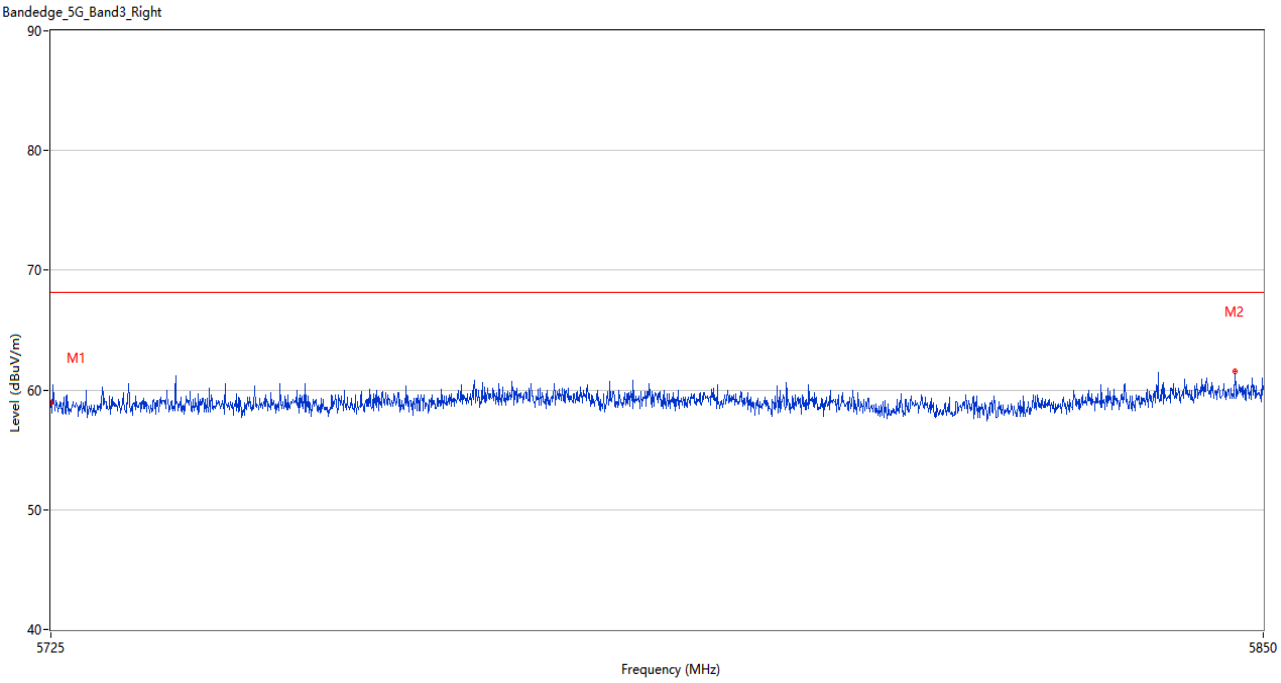

No.	Frequency (MHz)	Results (dBuV/m)	Factor (dB)	Limit (dBuV/m)	Margin (dB)	Detector	Table (Degree)	Height (cm)	Antenna	Verdict
1	5725.000	58.92	5.94	68.2	9.28	Peak	240.00	150	Horizontal	Pass
2	5847.063	61.52	7.49	68.2	6.68	Peak	279.00	200	Horizontal	Pass

U-NII-3 11a Low Channel

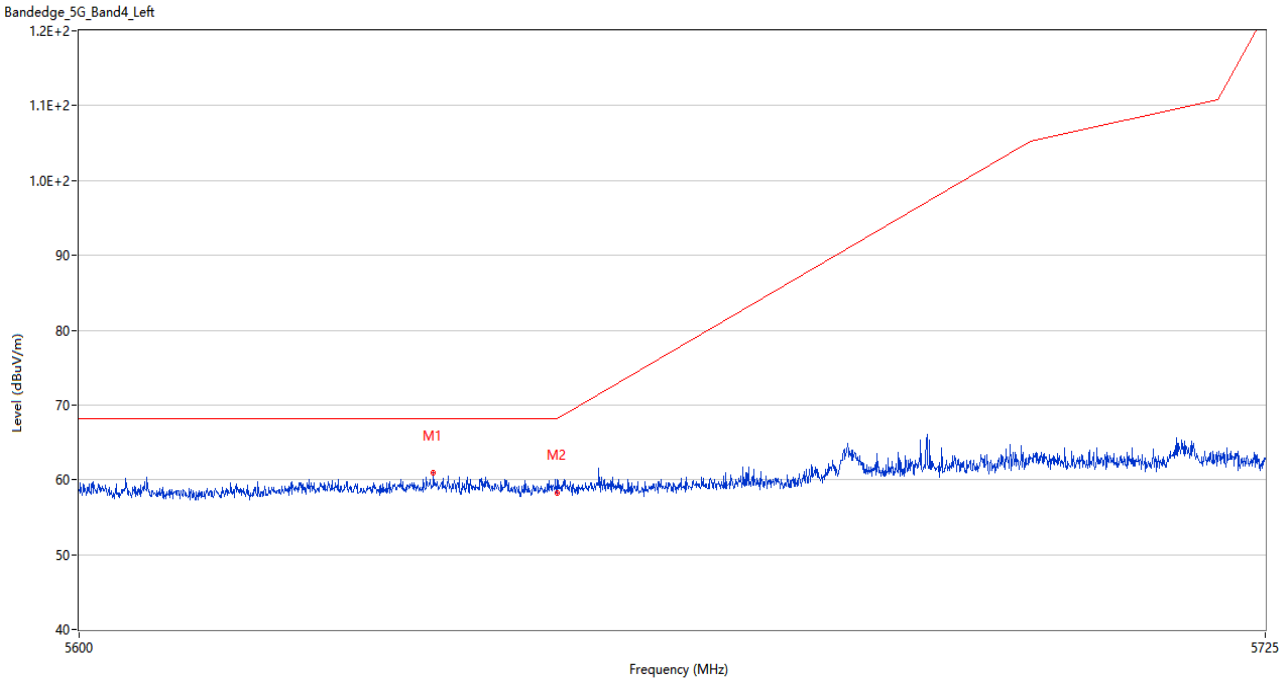

No.	Frequency (MHz)	Results (dBuV/m)	Factor (dB)	Limit (dBuV/m)	Margin (dB)	Detector	Table (Degree)	Height (cm)	Antenna	Verdict
1	5637.063	60.88	6.31	68.2	7.32	Peak	0.00	100	Horizontal	Pass
2	5650.000	58.29	6.10	68.2	9.91	Peak	194.00	150	Horizontal	Pass

U-NII-3 11a High Channel

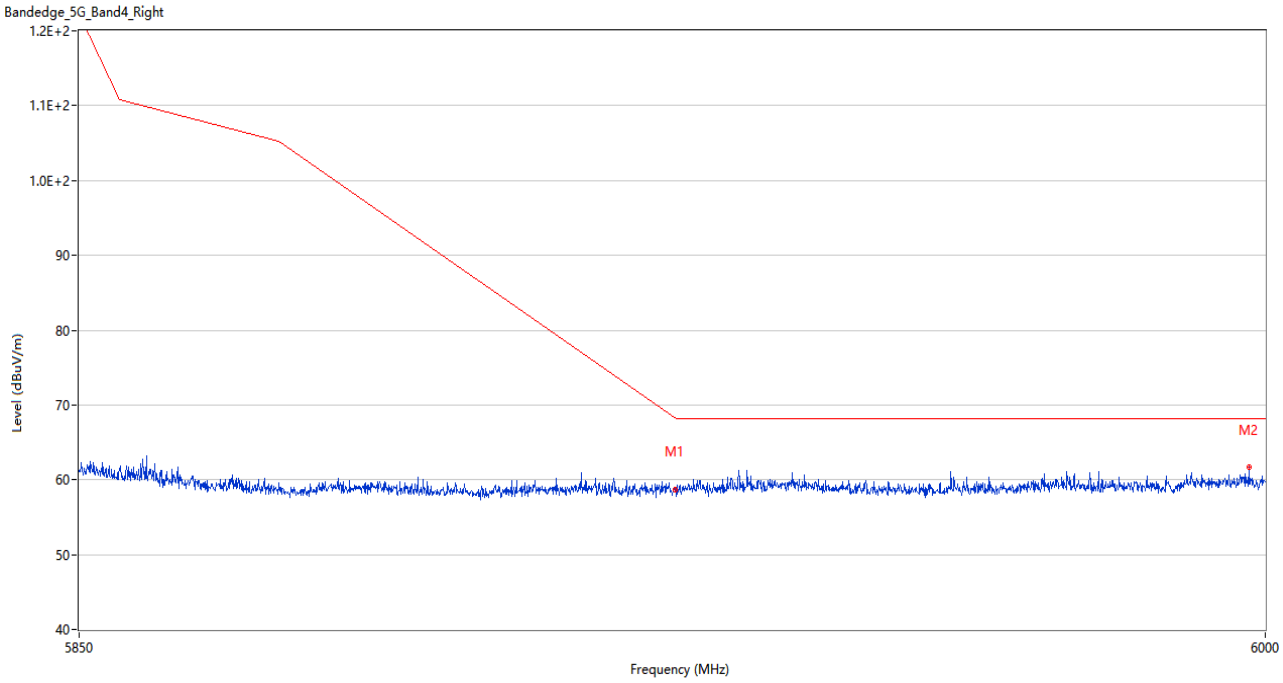

No.	Frequency (MHz)	Results (dBuV/m)	Factor (dB)	Limit (dBuV/m)	Margin (dB)	Detector	Table (Degree)	Height (cm)	Antenna	Verdict
1	5924.925	58.73	6.14	68.3	9.57	Peak	278.00	200	Horizontal	Pass
2	5997.900	61.66	7.69	68.2	6.54	Peak	74.00	100	Horizontal	Pass

U-NII-3 11n20 Low Channel

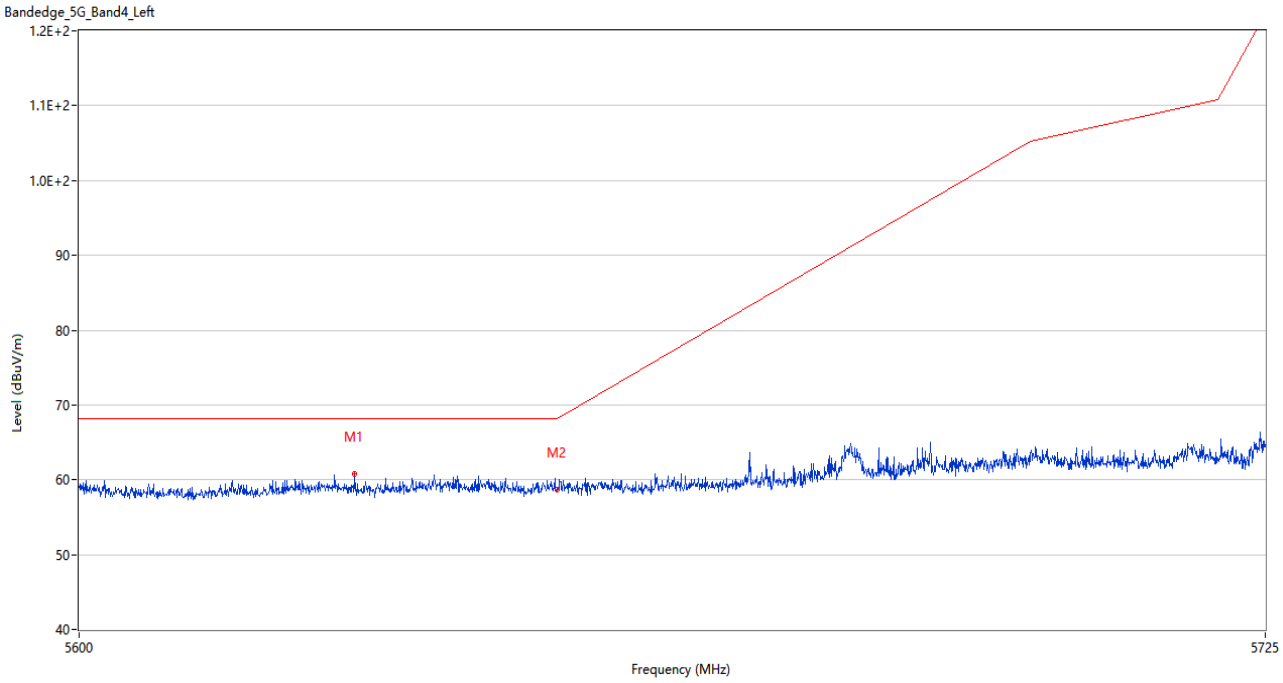

No.	Frequency (MHz)	Results (dBuV/m)	Factor (dB)	Limit (dBuV/m)	Margin (dB)	Detector	Table (Degree)	Height (cm)	Antenna	Verdict
1	5628.812	60.78	5.88	68.2	7.42	Peak	296.00	200	Horizontal	Pass
2	5650.000	58.63	6.10	68.2	9.57	Peak	256.00	200	Horizontal	Pass

U-NII-3 11n20 High Channel

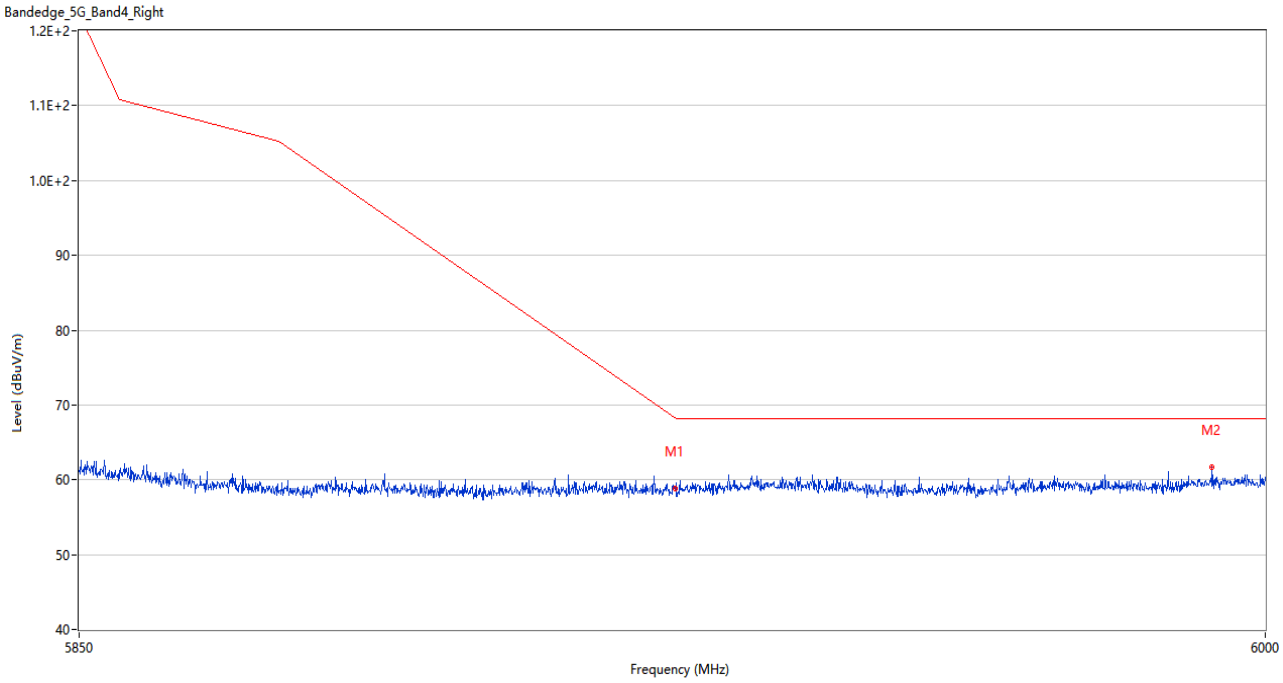

No.	Frequency (MHz)	Results (dBuV/m)	Factor (dB)	Limit (dBuV/m)	Margin (dB)	Detector	Table (Degree)	Height (cm)	Antenna	Verdict
1	5924.925	58.88	6.14	68.3	9.42	Peak	337.00	100	Horizontal	Pass
2	5993.175	61.67	7.56	68.2	6.53	Peak	28.00	150	Horizontal	Pass

U-NII-3 11n40 Low Channel

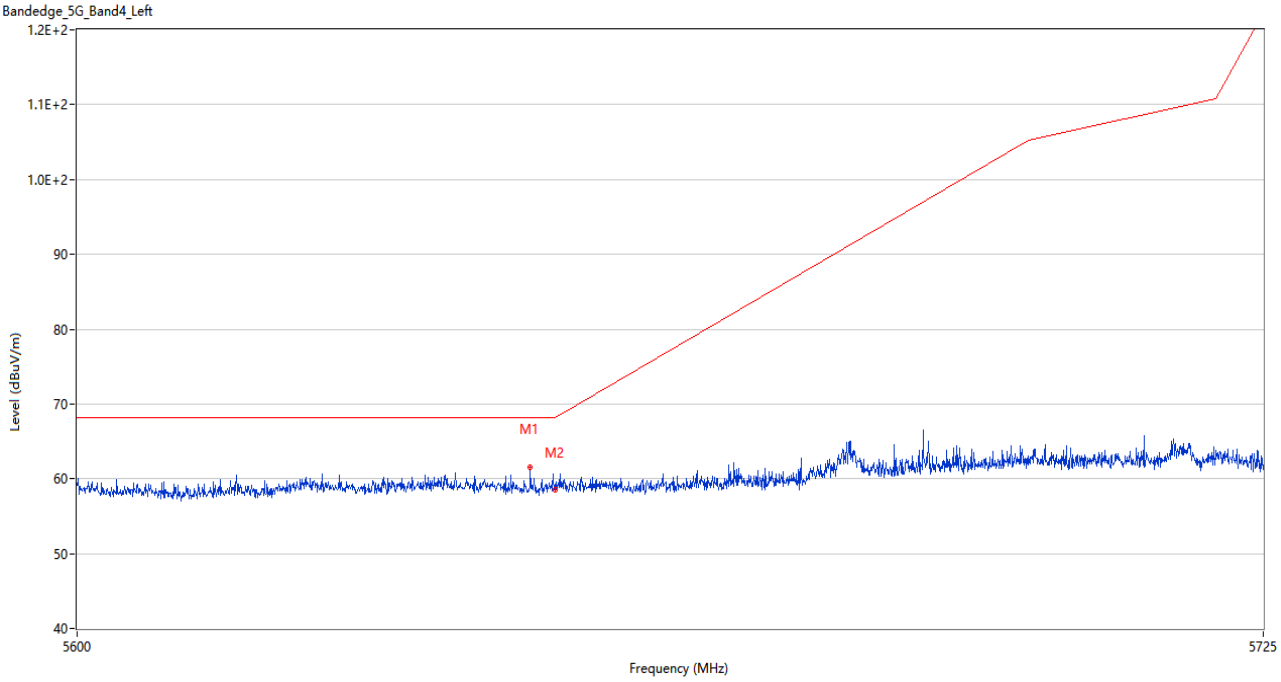

No.	Frequency (MHz)	Results (dBuV/m)	Factor (dB)	Limit (dBuV/m)	Margin (dB)	Detector	Table (Degree)	Height (cm)	Antenna	Verdict
1	5647.437	61.59	5.66	68.2	6.61	Peak	152.00	150	Horizontal	Pass
2	5650.000	58.55	6.10	68.2	9.65	Peak	281.00	200	Horizontal	Pass

U-NII-3 11n40 High Channel

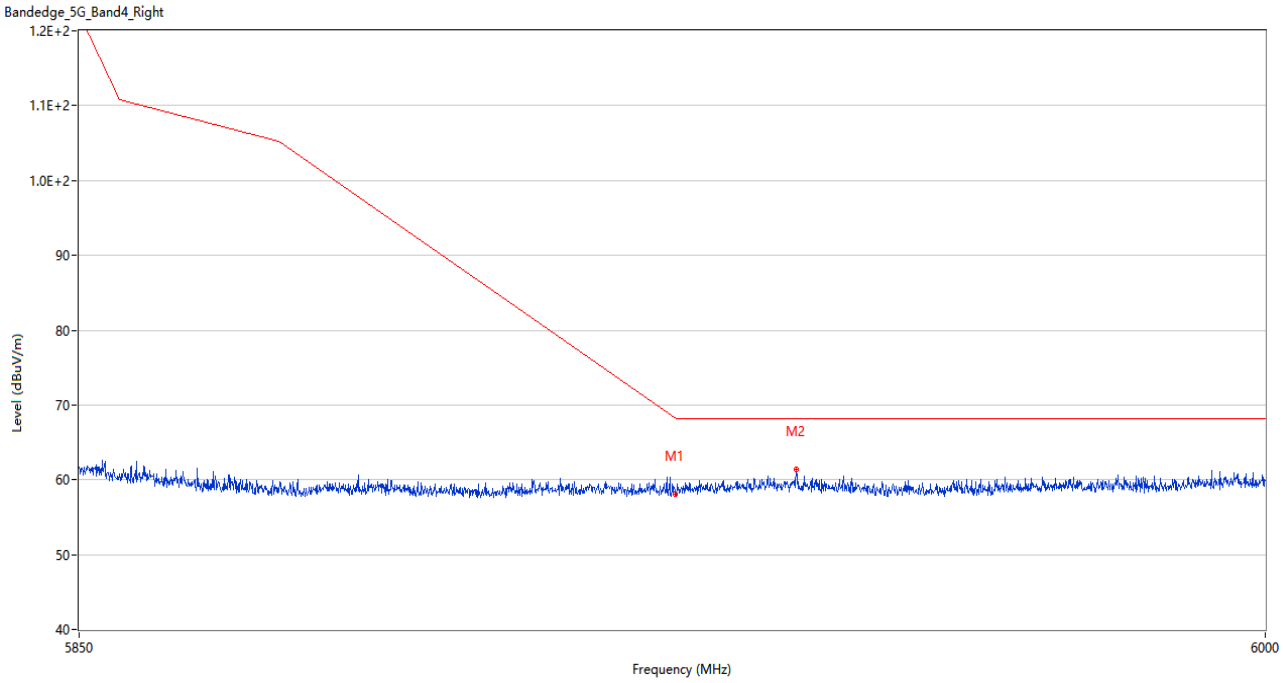

No.	Frequency (MHz)	Results (dBuV/m)	Factor (dB)	Limit (dBuV/m)	Margin (dB)	Detector	Table (Degree)	Height (cm)	Antenna	Verdict
1	5924.925	58.13	6.14	68.3	10.17	Peak	188.00	150	Horizontal	Pass
2	5940.225	61.46	6.51	68.2	6.74	Peak	52.00	200	Horizontal	Pass

U-NII-3 11ac20 Low Channel

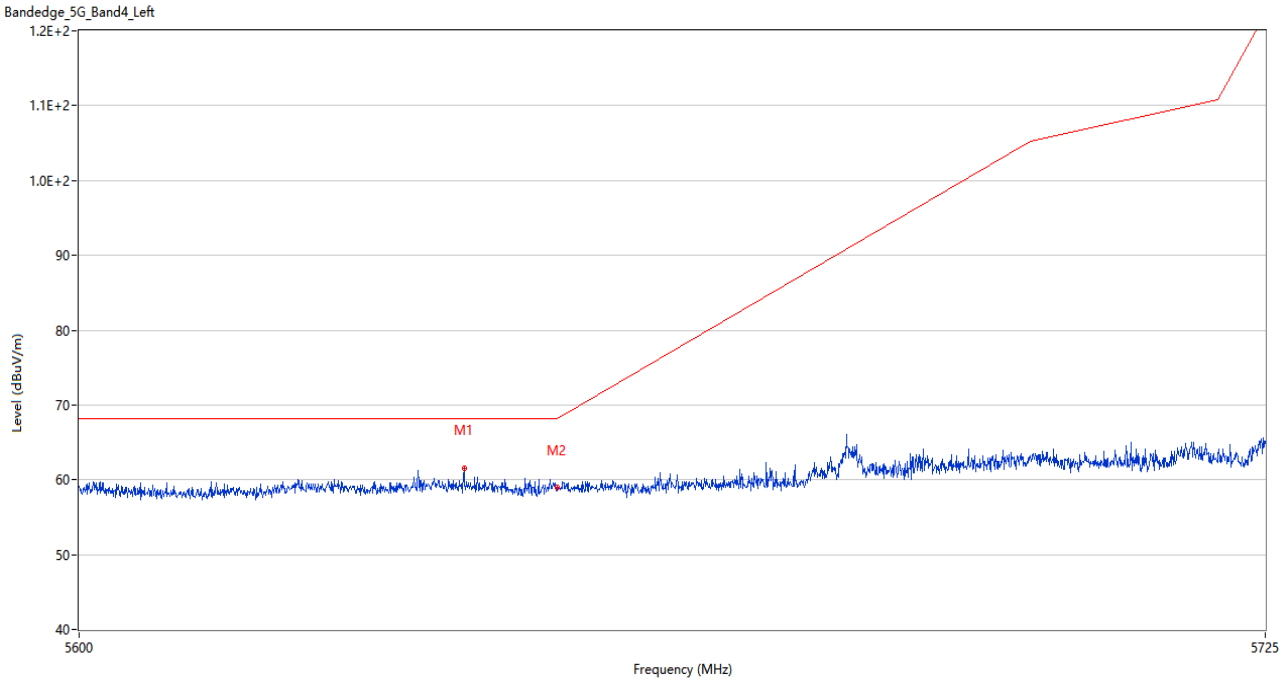

No.	Frequency (MHz)	Results (dBuV/m)	Factor (dB)	Limit (dBuV/m)	Margin (dB)	Detector	Table (Degree)	Height (cm)	Antenna	Verdict
1	5640.250	61.61	5.99	68.2	6.59	Peak	263.00	100	Horizontal	Pass
2	5650.000	58.97	6.10	68.2	9.23	Peak	359.00	150	Horizontal	Pass

U-NII-3 11ac20 High Channel

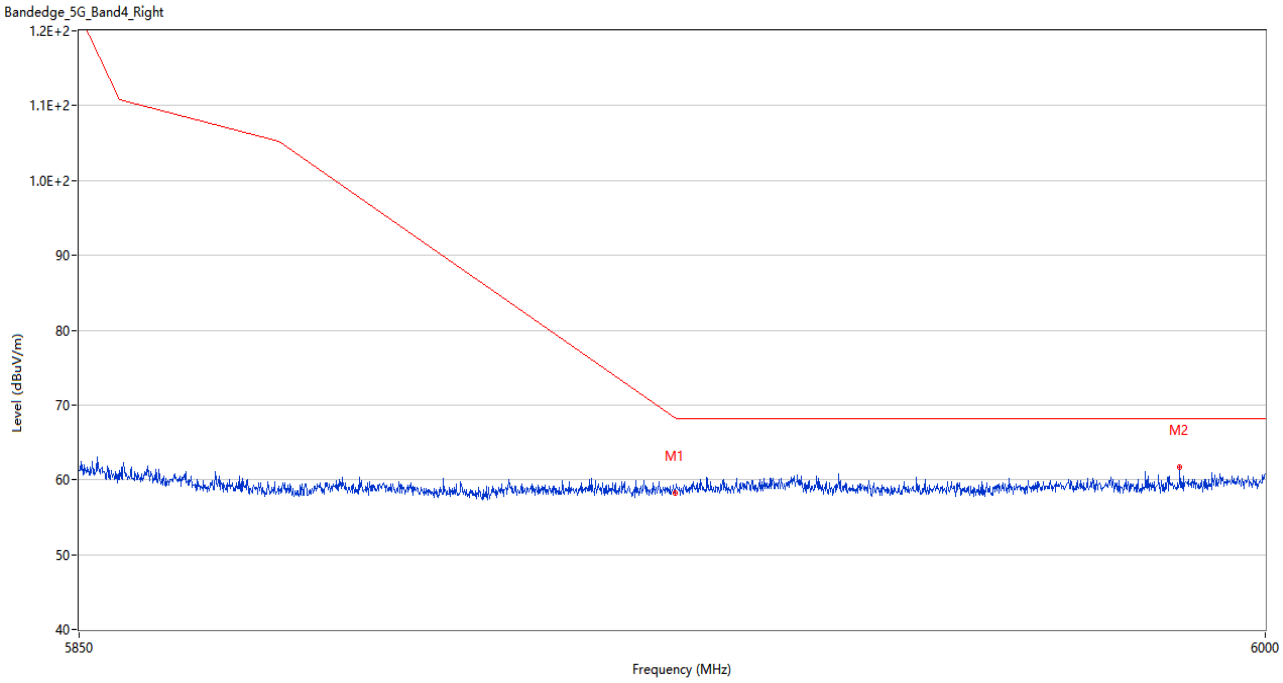

No.	Frequency (MHz)	Results (dBuV/m)	Factor (dB)	Limit (dBuV/m)	Margin (dB)	Detector	Table (Degree)	Height (cm)	Antenna	Verdict
1	5924.925	58.22	6.14	68.3	10.08	Peak	95.00	100	Horizontal	Pass
2	5989.050	61.71	7.19	68.2	6.49	Peak	178.00	200	Horizontal	Pass

U-NII-3 11ac40 Low Channel

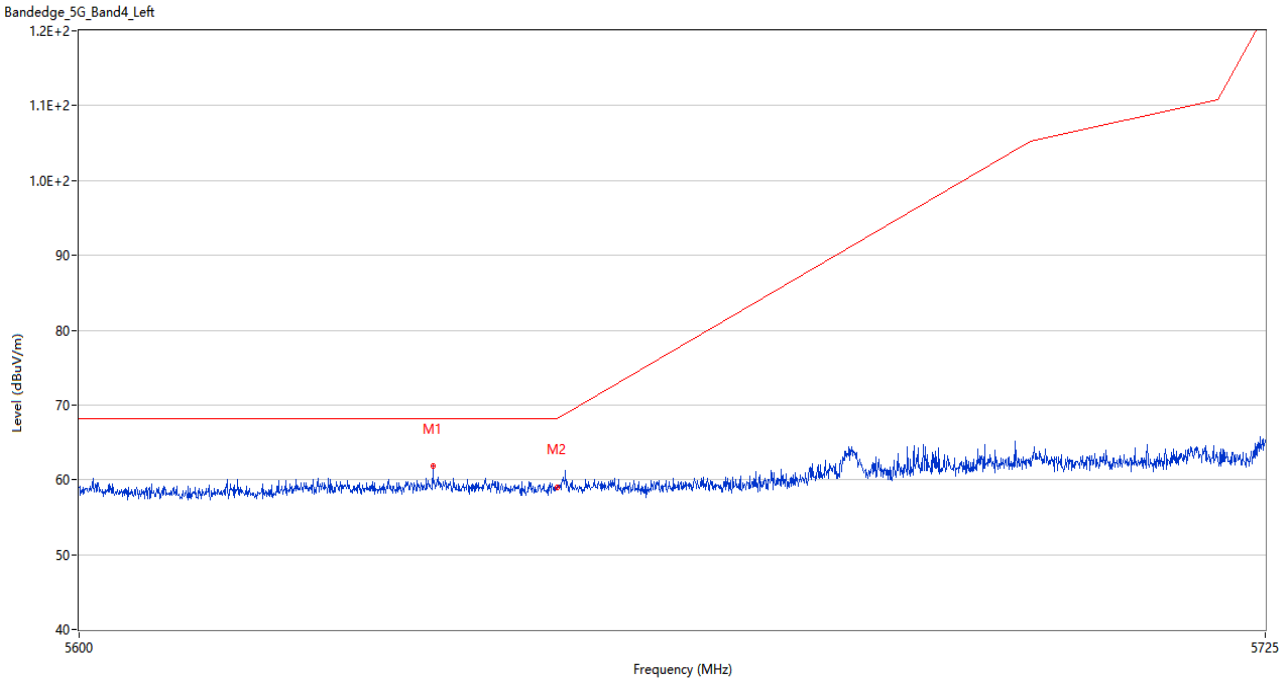

No.	Frequency (MHz)	Results (dBuV/m)	Factor (dB)	Limit (dBuV/m)	Margin (dB)	Detector	Table (Degree)	Height (cm)	Antenna	Verdict
1	5637.000	61.78	6.30	68.2	6.42	Peak	132.00	200	Horizontal	Pass
2	5650.000	59.05	6.10	68.2	9.15	Peak	166.00	100	Horizontal	Pass

U-NII-3 11ac40 High Channel

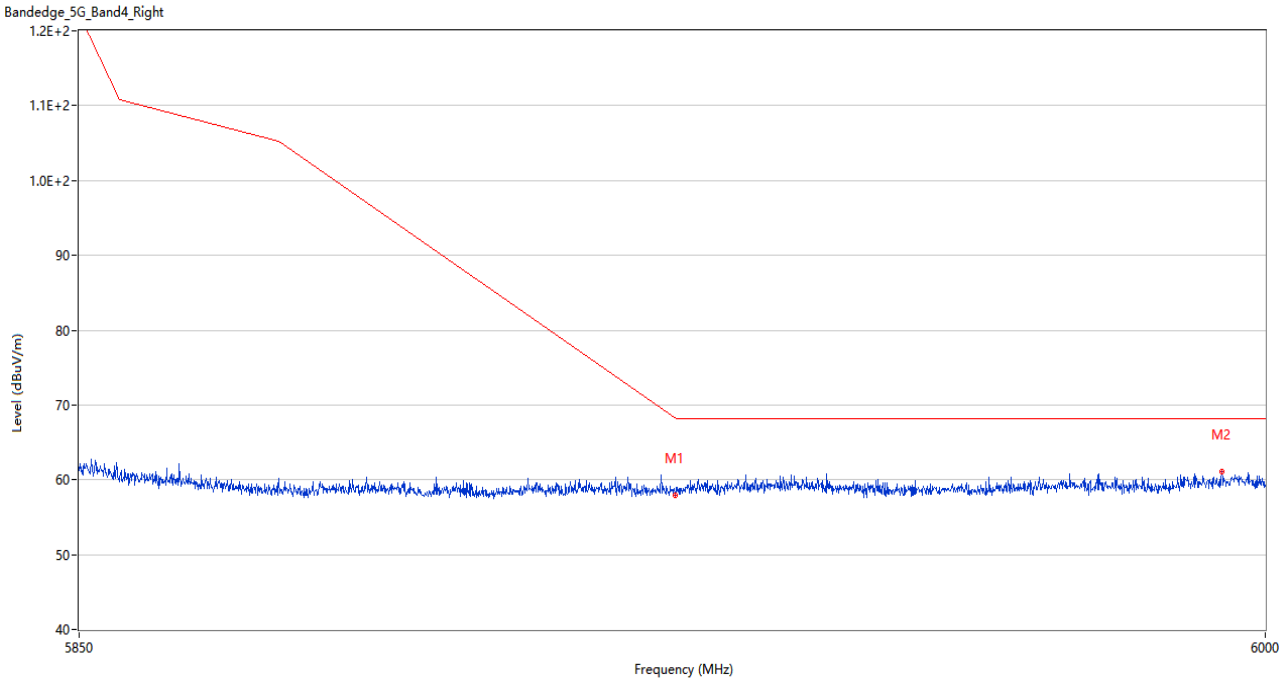

No.	Frequency (MHz)	Results (dBuV/m)	Factor (dB)	Limit (dBuV/m)	Margin (dB)	Detector	Table (Degree)	Height (cm)	Antenna	Verdict
1	5924.925	57.97	6.14	68.3	10.33	Peak	352.00	150	Horizontal	Pass
2	5994.450	61.12	7.72	68.2	7.08	Peak	234.00	200	Horizontal	Pass

U-NII-3 11ac80 Middle Channel

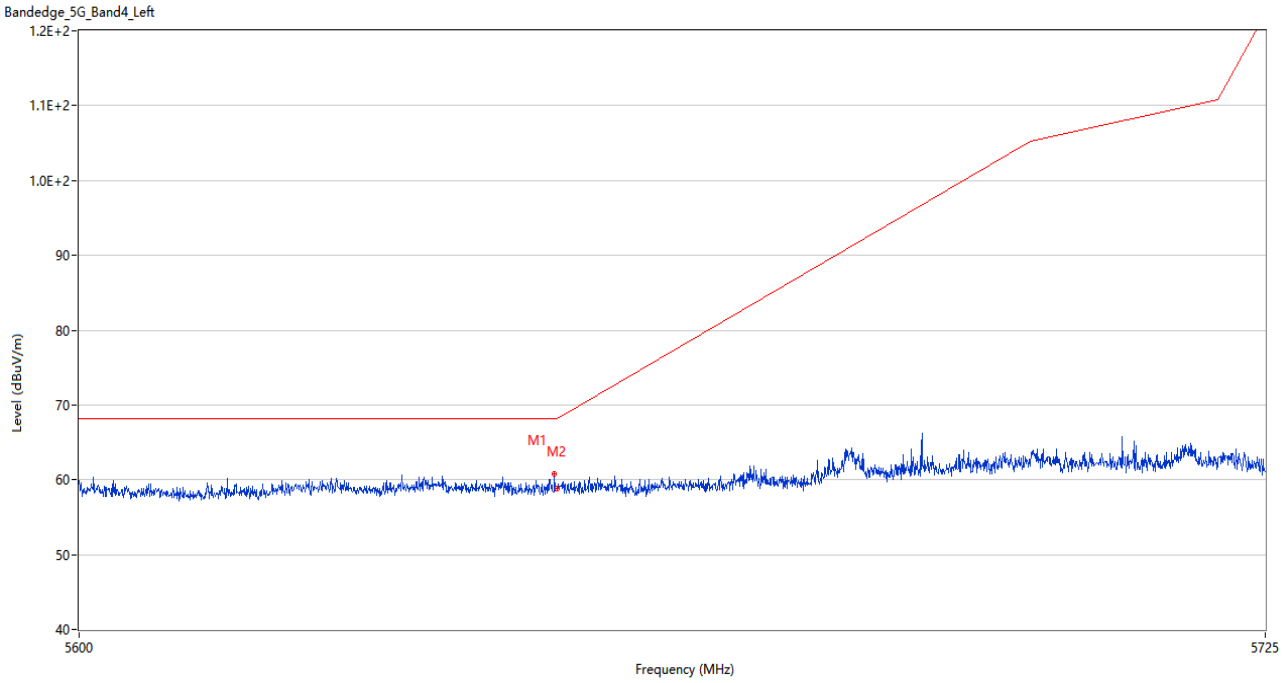

No.	Frequency (MHz)	Results (dBuV/m)	Factor (dB)	Limit (dBuV/m)	Margin (dB)	Detector	Table (Degree)	Height (cm)	Antenna	Verdict
1	5649.750	60.85	6.04	68.2	7.35	Peak	297.00	150	Horizontal	Pass
2	5650.000	58.82	6.10	68.2	9.38	Peak	204.00	200	Horizontal	Pass

U-NII-3 11ac80 Middle Channel

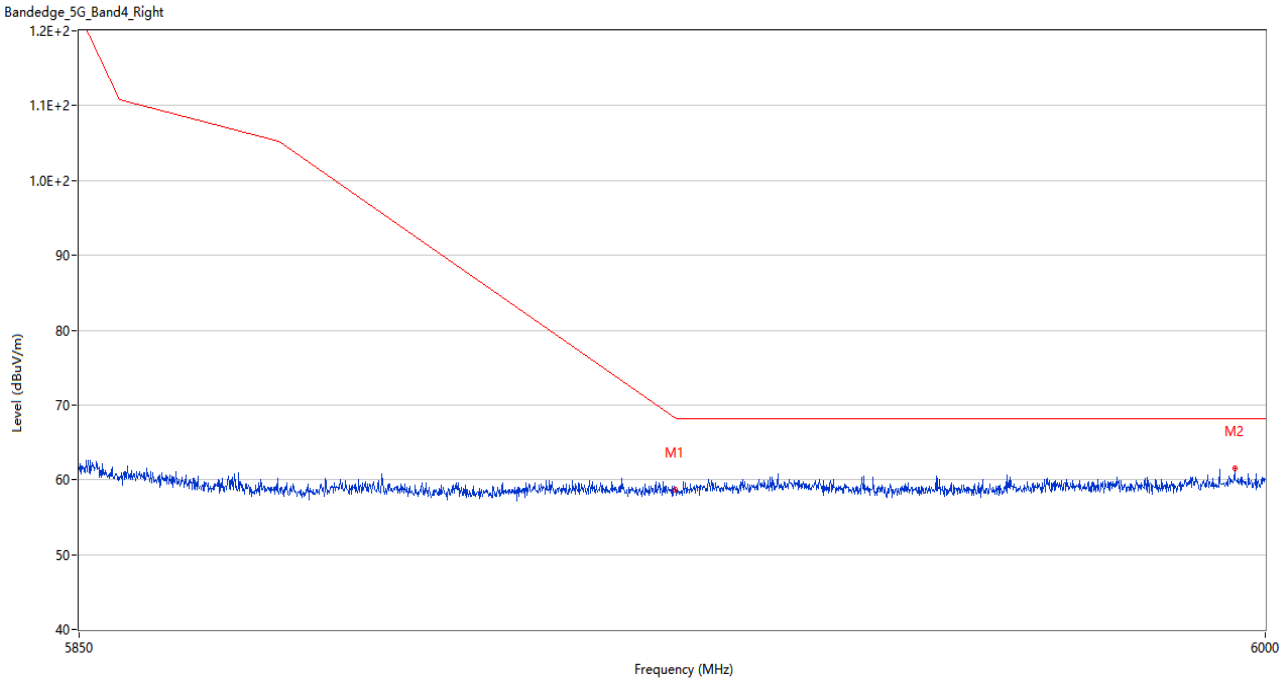

No.	Frequency (MHz)	Results (dBuV/m)	Factor (dB)	Limit (dBuV/m)	Margin (dB)	Detector	Table (Degree)	Height (cm)	Antenna	Verdict
1	5924.925	58.73	6.14	68.3	9.57	Peak	208.00	100	Horizontal	Pass
2	5996.100	61.49	7.85	68.2	6.71	Peak	38.00	200	Horizontal	Pass

U-NII-2C & U-NII-3 11a 144 Channel

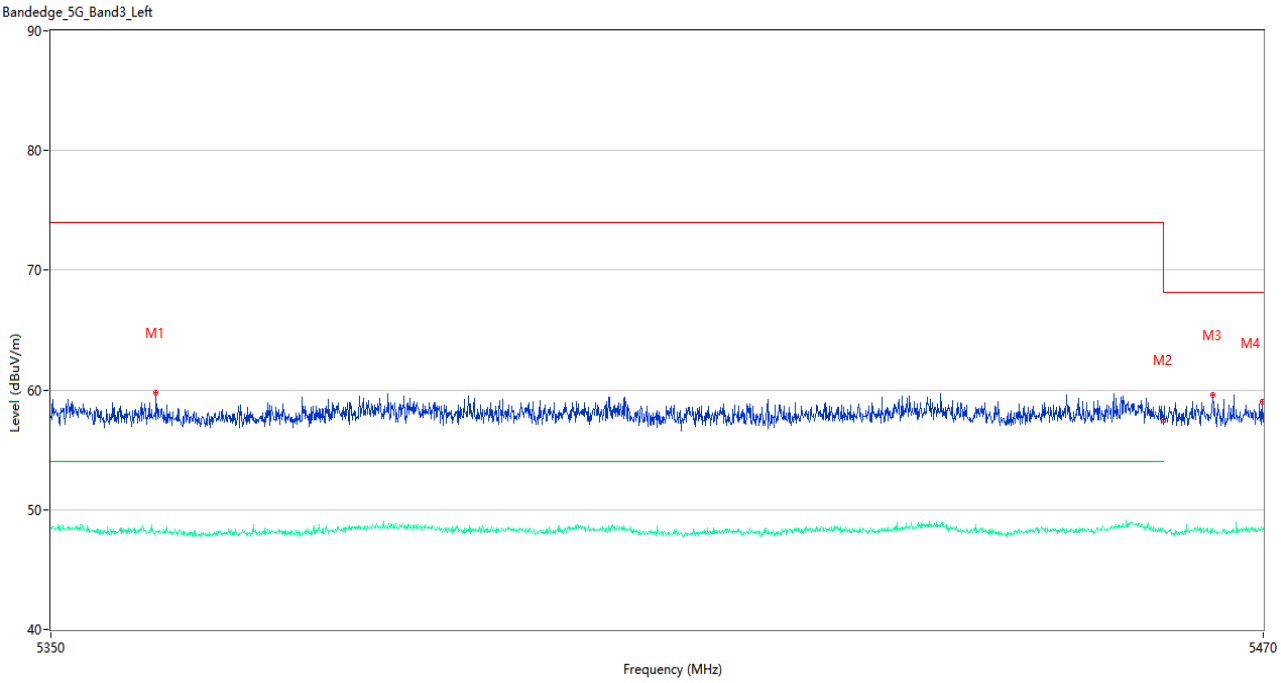

No.	Frequency (MHz)	Results (dBuV/m)	Factor (dB)	Limit (dBuV/m)	Margin (dB)	Detector	Table (Degree)	Height (cm)	Antenna	Verdict
1	5360.320	59.79	5.06	74.0	14.21	Peak	194.00	100	Horizontal	Pass
1**	5360.320	48.18	5.06	54.0	5.82	AV	194.00	100	Horizontal	Pass
2	5459.980	57.49	5.52	74.0	16.51	Peak	21.00	200	Horizontal	Pass
2**	5459.980	48.28	5.52	54.0	5.72	AV	21.00	200	Horizontal	Pass
3	5464.960	59.57	5.45	68.2	8.63	Peak	298.00	100	Horizontal	Pass
3**	5464.960	48.49	5.45	--	--	AV	298.00	100	Horizontal	N/A
4	5469.940	59.01	5.76	68.2	9.19	Peak	112.00	150	Horizontal	Pass
4**	5469.940	48.16	5.76	--	--	AV	112.00	150	Horizontal	N/A

U-NII-2C & U-NII-3 11a 144 Channel

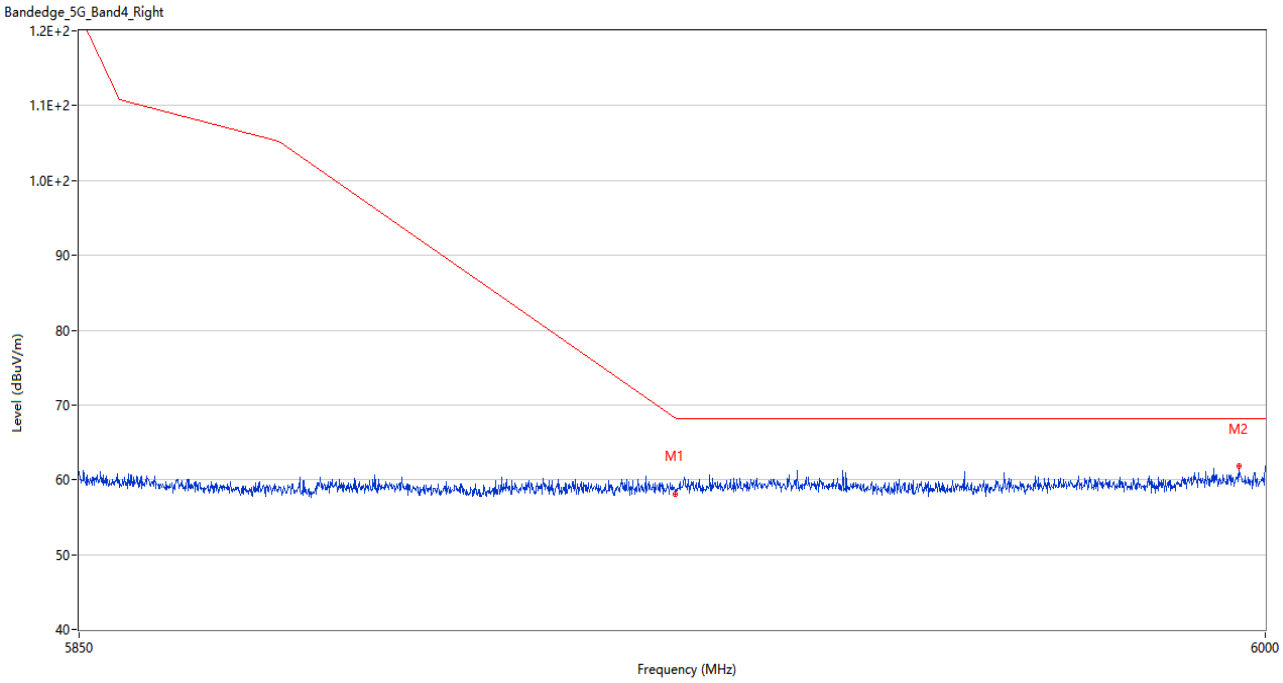

No.	Frequency (MHz)	Results (dBuV/m)	Factor (dB)	Limit (dBuV/m)	Margin (dB)	Detector	Table (Degree)	Height (cm)	Antenna	Verdict
1	5924.925	58.13	6.14	68.3	10.17	Peak	249.00	150	Horizontal	Pass
2	5996.625	61.86	7.89	68.2	6.34	Peak	317.00	150	Horizontal	Pass

U-NII-2C & U-NII-3 11n20 144 Channel

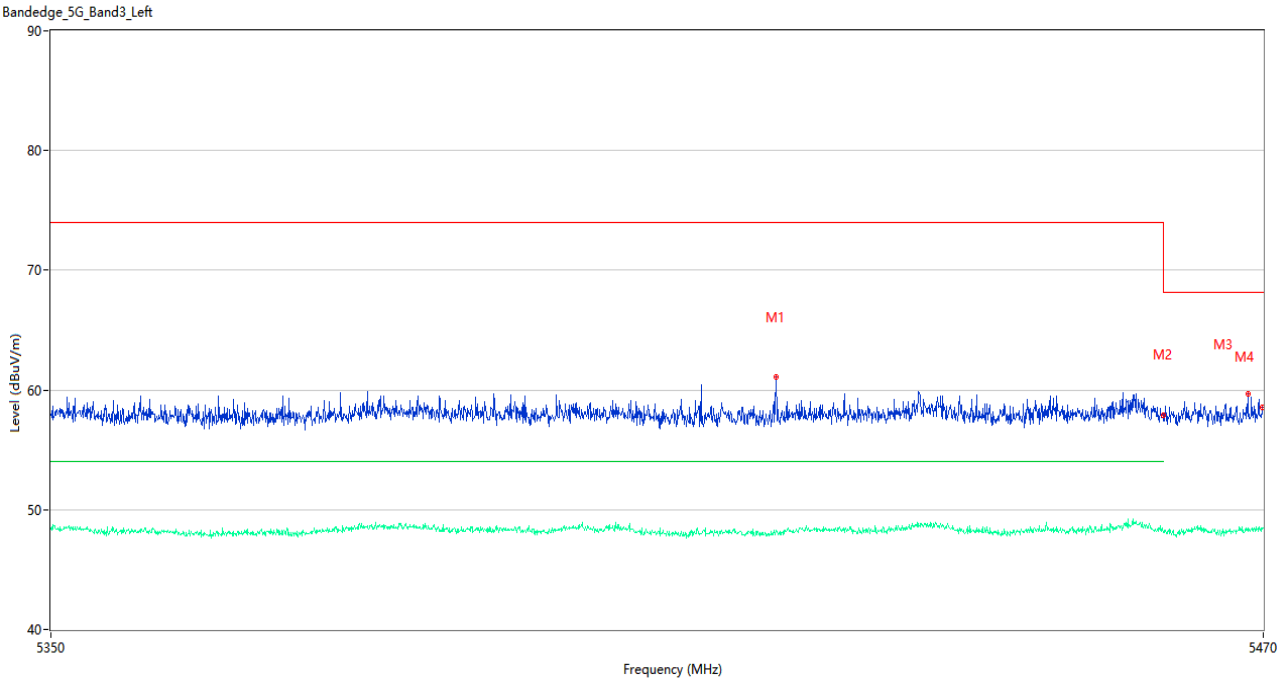

No.	Frequency (MHz)	Results (dBuV/m)	Factor (dB)	Limit (dBuV/m)	Margin (dB)	Detector	Table (Degree)	Height (cm)	Antenna	Verdict
1	5421.460	61.10	5.17	74.0	12.90	Peak	181.00	200	Horizontal	Pass
1**	5421.460	48.24	5.17	54.0	5.76	AV	181.00	200	Horizontal	Pass
2	5459.980	57.93	5.52	74.0	16.07	Peak	246.00	150	Horizontal	Pass
2**	5459.980	48.07	5.52	54.0	5.93	AV	246.00	150	Horizontal	Pass
3	5468.440	59.70	5.67	68.2	8.50	Peak	61.00	150	Horizontal	Pass
3**	5468.440	48.19	5.67	--	--	AV	61.00	150	Horizontal	N/A
4	5469.940	58.53	5.76	68.2	9.67	Peak	174.00	100	Horizontal	Pass
4**	5469.940	48.46	5.76	--	--	AV	174.00	100	Horizontal	N/A

U-NII-2C & U-NII-3 11n20 144 Channel

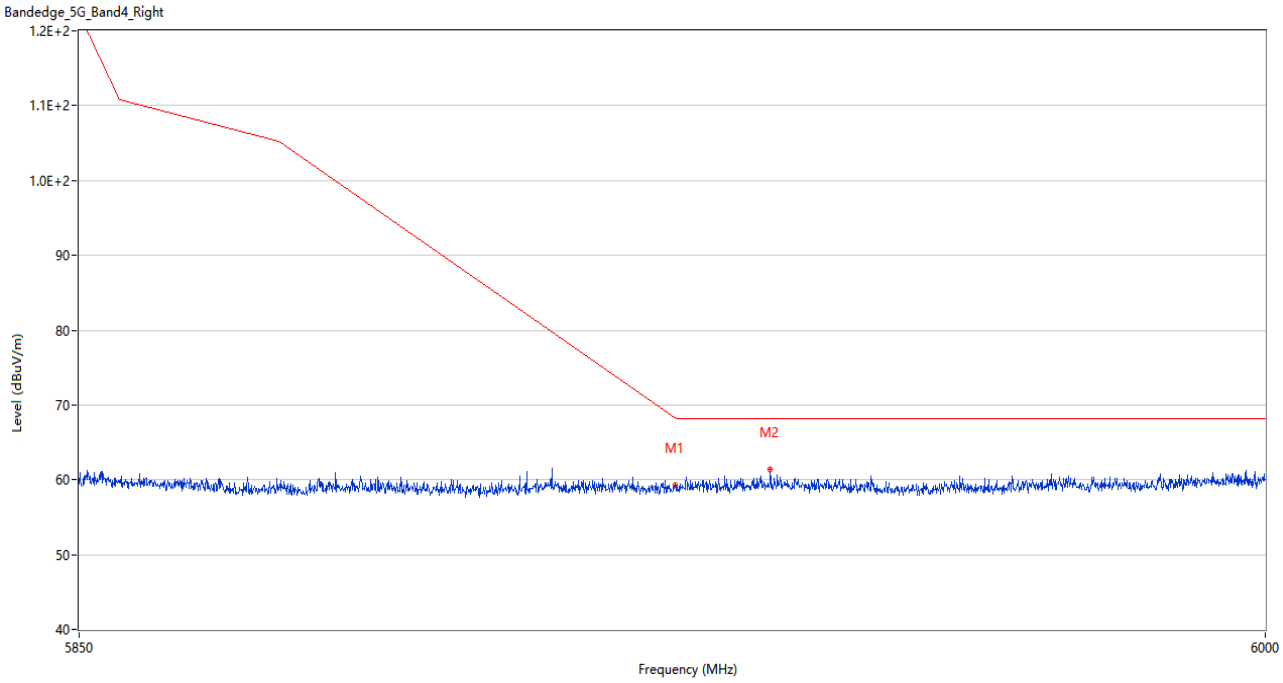

No.	Frequency (MHz)	Results (dBuV/m)	Factor (dB)	Limit (dBuV/m)	Margin (dB)	Detector	Table (Degree)	Height (cm)	Antenna	Verdict
1	5924.925	59.29	6.14	68.3	9.01	Peak	360.00	150	Horizontal	Pass
2	5936.925	61.33	6.75	68.2	6.87	Peak	173.00	100	Horizontal	Pass

U-NII-2C & U-NII-3 11n40 142 Channel

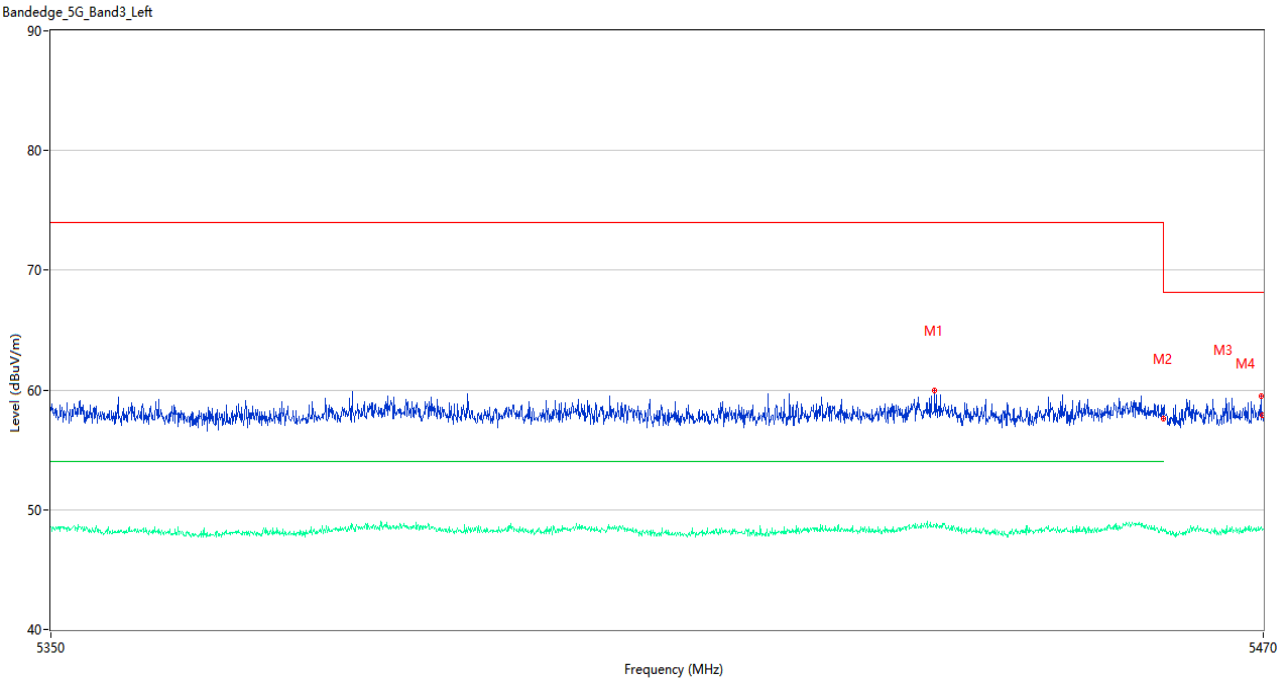

No.	Frequency (MHz)	Results (dBuV/m)	Factor (dB)	Limit (dBuV/m)	Margin (dB)	Detector	Table (Degree)	Height (cm)	Antenna	Verdict
1	5437.240	59.99	5.93	74.0	14.01	Peak	186.00	200	Horizontal	Pass
1**	5437.240	48.76	5.93	54.0	5.24	AV	186.00	200	Horizontal	Pass
2	5459.980	57.58	5.52	74.0	16.42	Peak	142.00	200	Horizontal	Pass
2**	5459.980	48.36	5.52	54.0	5.64	AV	142.00	200	Horizontal	Pass
3	5469.760	59.53	5.76	68.2	8.67	Peak	261.00	150	Horizontal	Pass
3**	5469.760	48.53	5.76	--	--	AV	261.00	150	Horizontal	N/A
4	5469.940	57.87	5.76	68.2	10.33	Peak	19.00	100	Horizontal	Pass
4**	5469.940	48.27	5.76	--	--	AV	19.00	100	Horizontal	N/A

U-NII-2C & U-NII-3 11n40 142 Channel

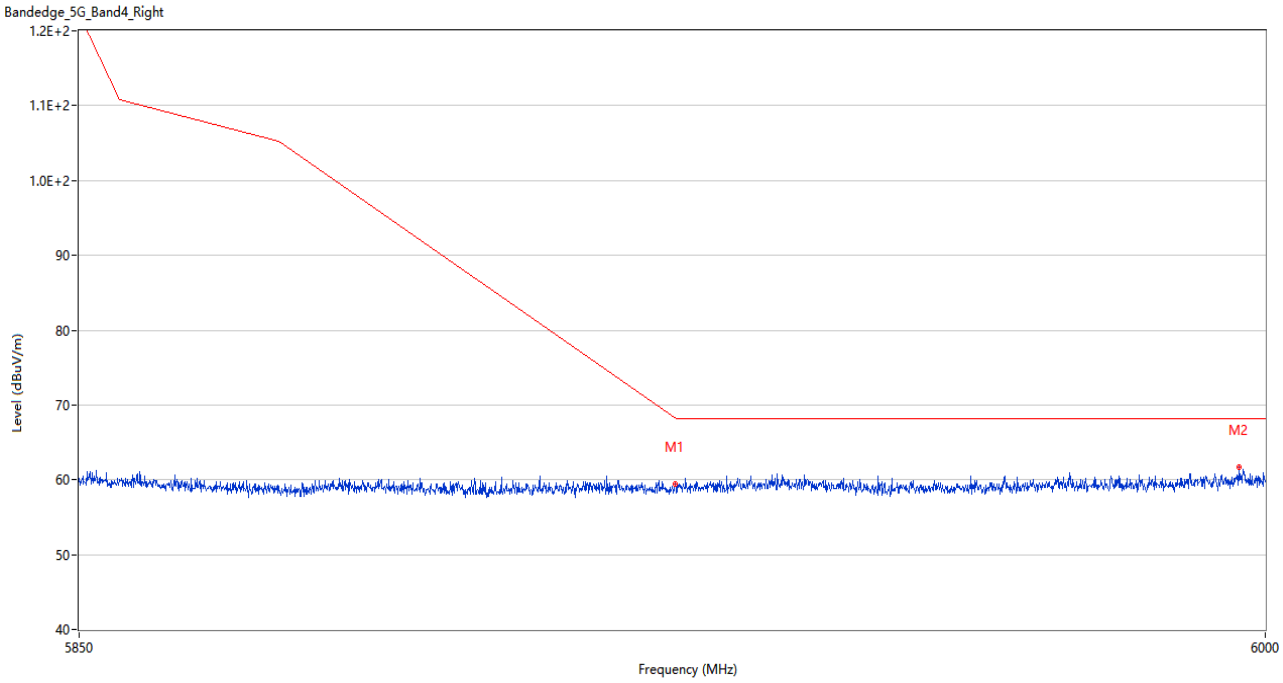

No.	Frequency (MHz)	Results (dBuV/m)	Factor (dB)	Limit (dBuV/m)	Margin (dB)	Detector	Table (Degree)	Height (cm)	Antenna	Verdict
1	5924.925	59.43	6.14	68.3	8.87	Peak	278.00	100	Horizontal	Pass
2	5996.700	61.72	7.89	68.2	6.48	Peak	0.00	150	Horizontal	Pass

U-NII-2C & U-NII-3 11ac20 144 Channel

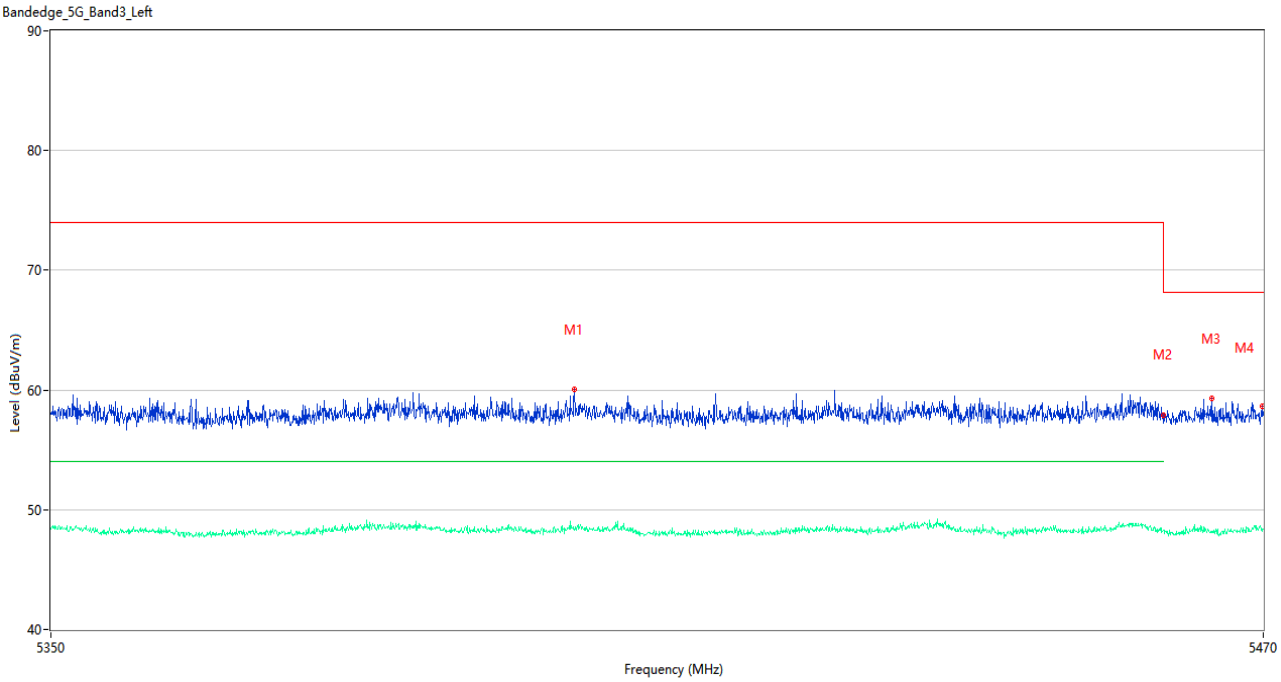

No.	Frequency (MHz)	Results (dBuV/m)	Factor (dB)	Limit (dBuV/m)	Margin (dB)	Detector	Table (Degree)	Height (cm)	Antenna	Verdict
1	5401.480	60.09	5.42	74.0	13.91	Peak	247.00	150	Horizontal	Pass
1**	5401.480	48.25	5.42	54.0	5.75	AV	247.00	150	Horizontal	Pass
2	5459.980	57.93	5.52	74.0	16.07	Peak	337.00	150	Horizontal	Pass
2**	5459.980	48.29	5.52	54.0	5.71	AV	337.00	150	Horizontal	Pass
3	5464.900	59.30	5.46	68.2	8.90	Peak	72.00	150	Horizontal	Pass
3**	5464.900	48.11	5.46	--	--	AV	72.00	150	Horizontal	N/A
4	5469.940	58.63	5.76	68.2	9.57	Peak	13.00	150	Horizontal	Pass
4**	5469.940	48.35	5.76	--	--	AV	13.00	150	Horizontal	N/A

U-NII-2C & U-NII-3 11ac20 144 Channel

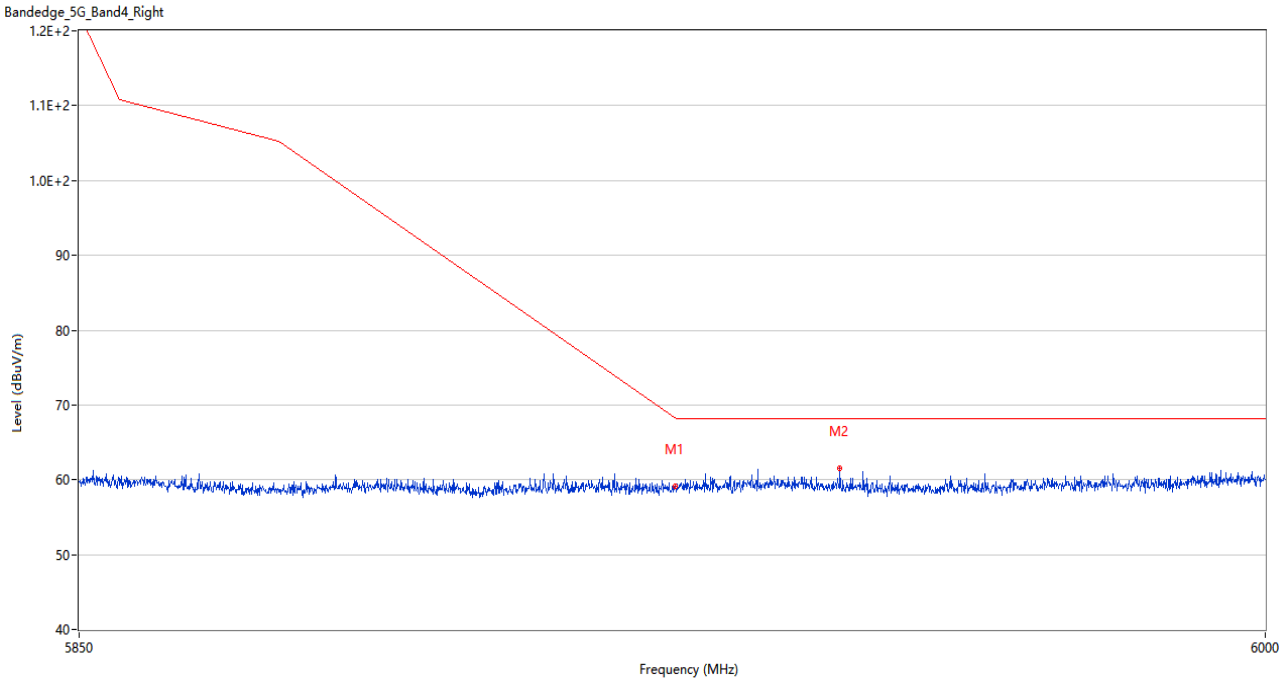

No.	Frequency (MHz)	Results (dBuV/m)	Factor (dB)	Limit (dBuV/m)	Margin (dB)	Detector	Table (Degree)	Height (cm)	Antenna	Verdict
1	5924.925	59.12	6.14	68.3	9.18	Peak	143.00	100	Horizontal	Pass
2	5945.775	61.48	6.34	68.2	6.72	Peak	143.00	100	Horizontal	Pass

U-NII-2C & U-NII-3 11ac40 142 Channel

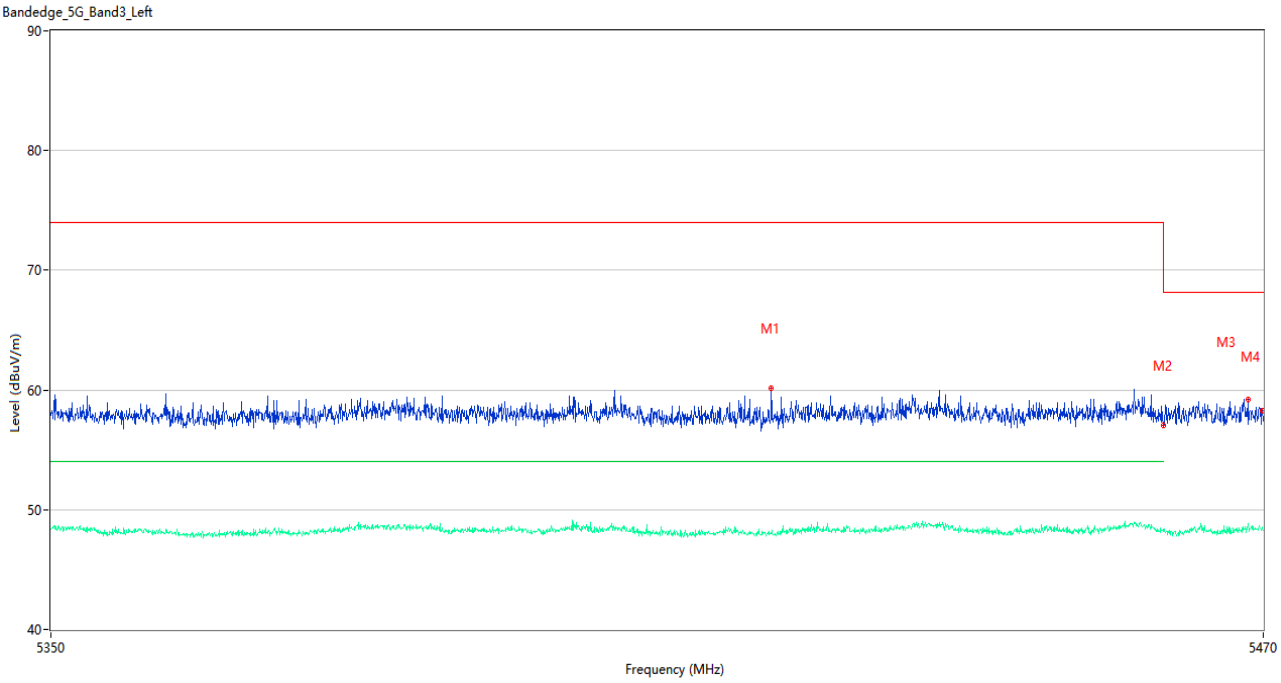

No.	Frequency (MHz)	Results (dBuV/m)	Factor (dB)	Limit (dBuV/m)	Margin (dB)	Detector	Table (Degree)	Height (cm)	Antenna	Verdict
1	5420.980	60.19	5.11	74.0	13.81	Peak	184.00	100	Horizontal	Pass
1**	5420.980	48.01	5.11	54.0	5.99	AV	184.00	100	Horizontal	Pass
2	5459.980	57.06	5.52	74.0	16.94	Peak	333.00	200	Horizontal	Pass
2**	5459.980	48.36	5.52	54.0	5.64	AV	333.00	200	Horizontal	Pass
3	5468.440	59.20	5.67	68.2	9.00	Peak	211.00	200	Horizontal	Pass
3**	5468.440	48.56	5.67	--	--	AV	211.00	200	Horizontal	N/A
4	5469.940	58.30	5.76	68.2	9.90	Peak	291.00	100	Horizontal	Pass
4**	5469.940	48.38	5.76	--	--	AV	291.00	100	Horizontal	N/A

U-NII-2C & U-NII-3 11ac40 142 Channel

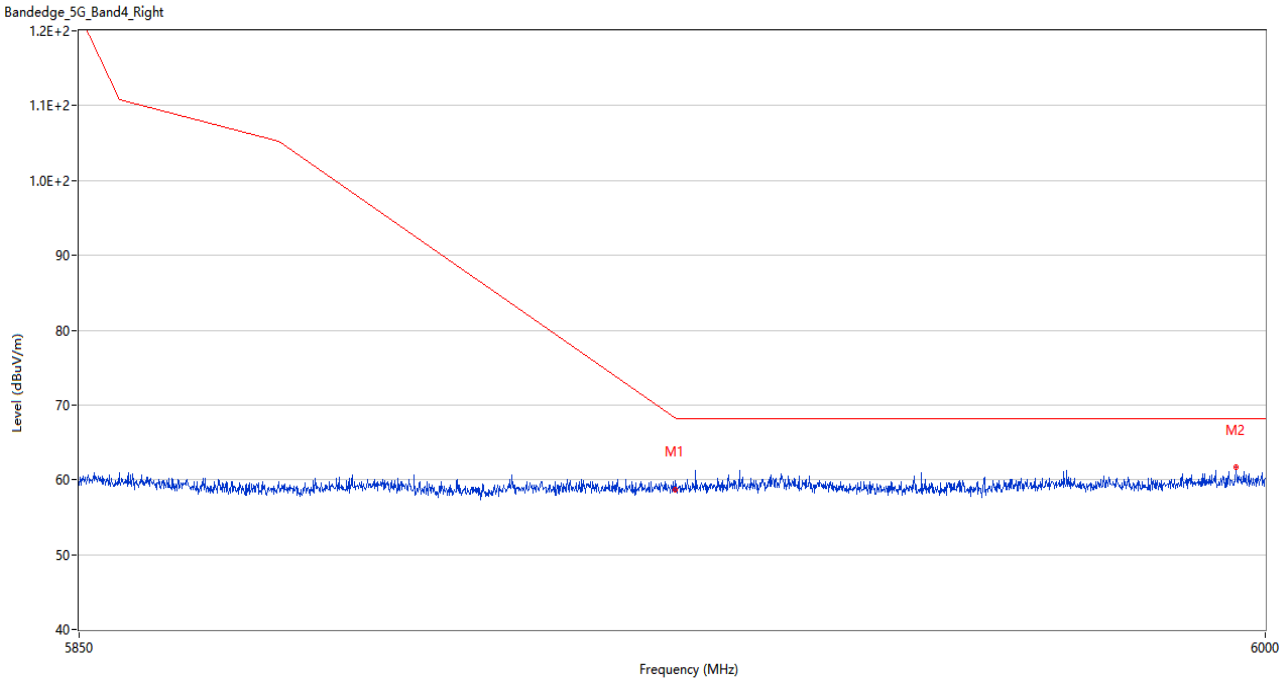

No.	Frequency (MHz)	Results (dBuV/m)	Factor (dB)	Limit (dBuV/m)	Margin (dB)	Detector	Table (Degree)	Height (cm)	Antenna	Verdict
1	5924.925	58.75	6.14	68.3	9.55	Peak	339.00	150	Horizontal	Pass
2	5996.250	61.73	7.86	68.2	6.47	Peak	0.00	100	Horizontal	Pass

U-NII-2C & U-NII-3 11ac80 138 Channel

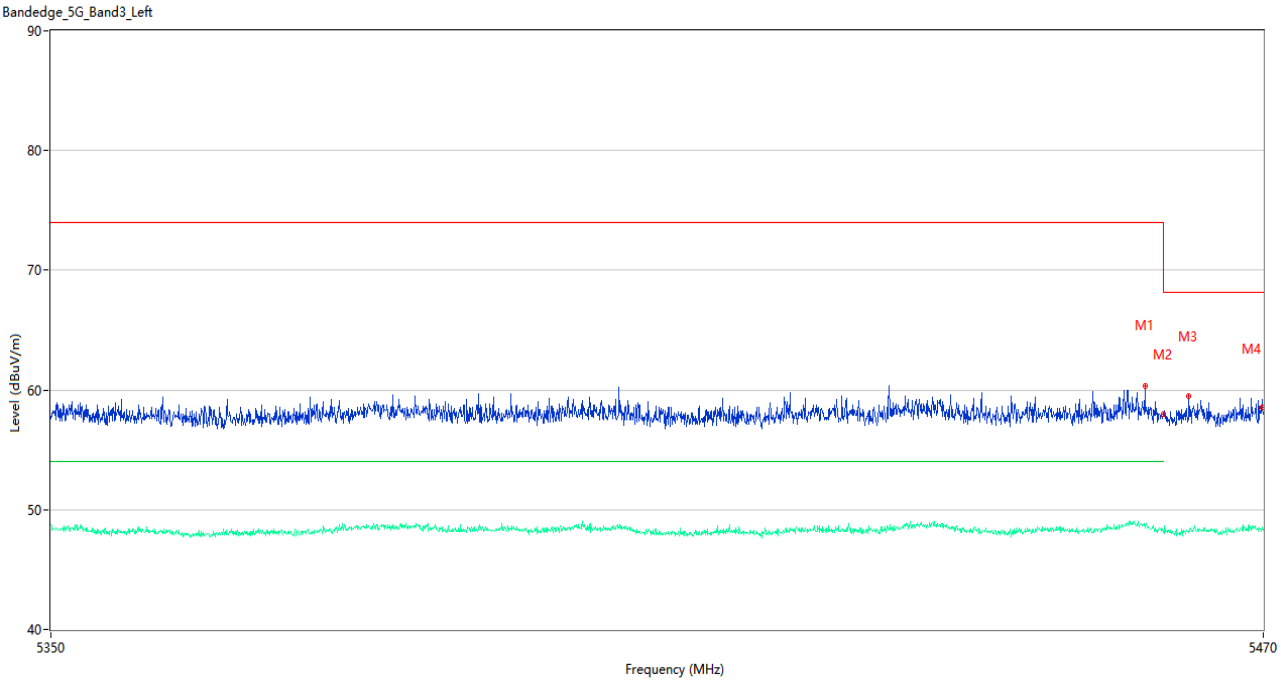

No.	Frequency (MHz)	Results (dBuV/m)	Factor (dB)	Limit (dBuV/m)	Margin (dB)	Detector	Table (Degree)	Height (cm)	Antenna	Verdict
1	5458.180	60.38	5.90	74.0	13.62	Peak	166.00	150	Horizontal	Pass
1**	5458.180	48.80	5.90	54.0	5.20	AV	166.00	150	Horizontal	Pass
2	5459.980	57.96	5.52	74.0	16.04	Peak	77.00	200	Horizontal	Pass
2**	5459.980	48.20	5.52	54.0	5.80	AV	77.00	200	Horizontal	Pass
3	5462.560	59.47	5.50	68.2	8.73	Peak	14.00	150	Horizontal	Pass
3**	5462.560	48.08	5.50	--	--	AV	14.00	150	Horizontal	N/A
4	5469.940	58.52	5.76	68.2	9.68	Peak	330.00	150	Horizontal	Pass
4**	5469.940	48.54	5.76	--	--	AV	330.00	150	Horizontal	N/A

U-NII-2C & U-NII-3 11ac80 138 Channel

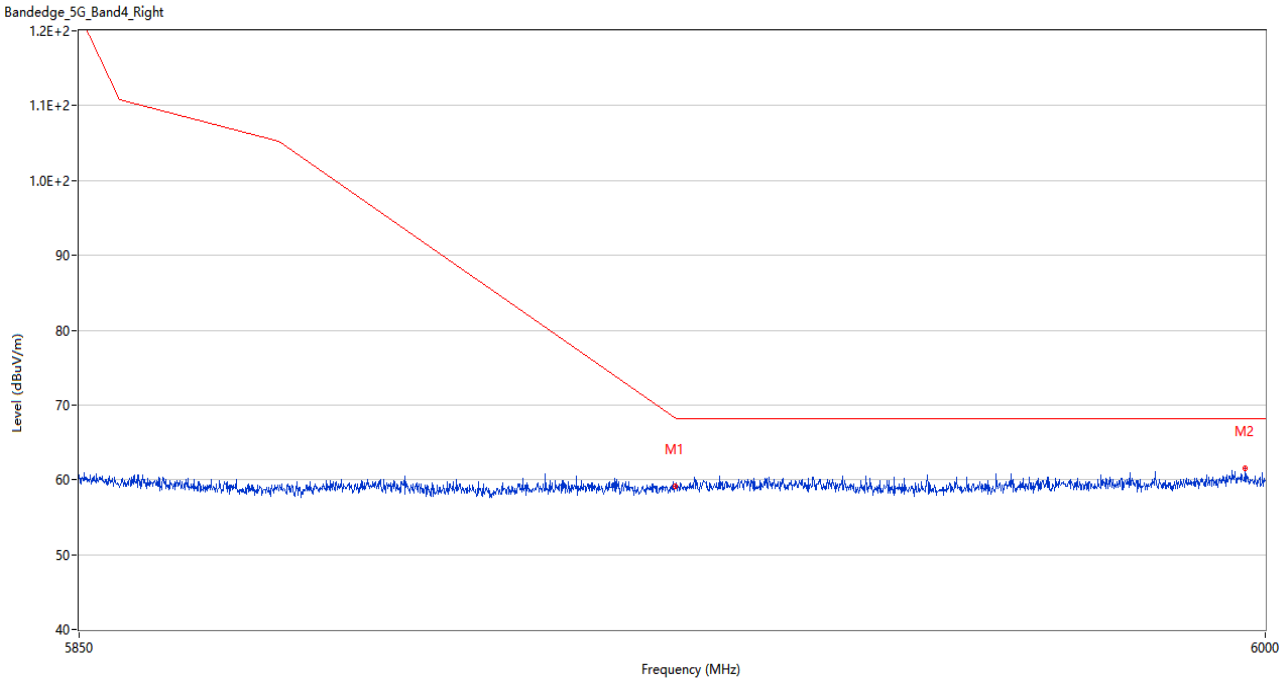

No.	Frequency (MHz)	Results (dBuV/m)	Factor (dB)	Limit (dBuV/m)	Margin (dB)	Detector	Table (Degree)	Height (cm)	Antenna	Verdict
1	5924.925	59.12	6.14	68.3	9.18	Peak	247.00	100	Horizontal	Pass
2	5997.450	61.54	7.77	68.2	6.66	Peak	123.00	200	Horizontal	Pass

ANNEX B TEST SETUP PHOTOS

Please refer the document “BL-SZ2340625-AR.PDF”.

ANNEX C EUT EXTERNAL PHOTOS

Please refer the document “BL-SZ2340625-AW.PDF”.

ANNEX D EUT INTERNAL PHOTOS

Please refer the document “BL-SZ2340625-AI.PDF”.

Statement

1. The laboratory guarantees the scientificity, accuracy and impartiality of the test, and is responsible for all the information in the report, except the information provided by the customer. The customer is responsible for the impact of the information provided on the validity of the results.
2. The report without China inspection body and laboratory Mandatory Approval (CMA) mark has no effect of proving to the society.
3. For the report with CNAS mark or A2LA mark, the items marked with "☆" are not within the accredited scope.
4. This report is invalid if it is altered, without the signature of the testing and approval personnel, or without the “inspection and testing dedicated stamp” or test report stamp.
5. The test data and results are only valid for the tested samples provided by the customer.
6. This report shall not be partially reproduced without the written permission of the laboratory.
7. Any objection shall be raised to the laboratory within 30 days after receiving the report.

--END OF REPORT--