Test Mode: TX / IEEE 802.11a / 5300MHz /(CH Mid) **Tested by:** AD Gan

Ambient temperature: 24°C **Relative humidity:** 52% RH **Date:** January 5, 2016

Frequency (MHz)	Reading (dBuV)	Correction Factor (dB/m)	Result (dBuV/m)	Limit (dBuV/m)	Margin (dB)	Antenna Pole (V/H)	Remark
6948.000	31.40	7.62	39.02	74.00	-34.98	V	peak
7740.000	31.48	9.14	40.62	74.00	-33.38	V	peak
8364.000	31.41	9.45	40.86	74.00	-33.14	V	peak
9360.000	31.07	10.14	41.21	74.00	-32.79	V	peak
9936.000	30.57	11.80	42.37	74.00	-31.63	V	peak
10512.000	30.58	13.57	44.15	74.00	-29.85	V	peak
6936.000	31.61	7.60	39.21	74.00	-34.79	H	Peak
7740.000	31.34	9.14	40.48	74.00	-33.52	H	Peak
8364.000	31.66	9.45	41.11	74.00	-32.89	H	Peak
9852.000	30.55	11.55	42.10	74.00	-31.90	H	peak
10524.000	30.78	13.60	44.38	74.00	-29.62	H	peak
10944.000	30.00	14.91	44.91	74.00	-29.09	H	peak

Remark:

1. *Measuring frequencies from 1 GHz to the 10th harmonic of highest fundamental frequency.*
2. *Radiated emissions measured in frequency above 1000MHz were made with an instrument using peak/average detector mode.*
3. *Average test would be performed if the peak result were greater than the average limit.*
4. *Data of measurement within this frequency range shown " --- " in the table above means the reading of emissions are attenuated more than 20dB below the permissible limits or the field strength is too small to be measured.*
5. *Measurements above show only up to 6 maximum emissions noted, or would be lesser, with " N/A " remark, if no specific emissions from the EUT are recorded (ie: margin>20dB from the applicable limit) and considered that's already beyond the background noise floor.*
6. *Margin (dB) = Remark result (dBuV/m) – Average limit (dBuV/m).*

This report shall not be reproduced except in full, without the written approval of Compliance Certification Services.

Test Mode: TX / IEEE 802.11a / 5320MHz /(CH High) **Tested by:** AD Gan

Ambient temperature: 24°C **Relative humidity:** 52% RH **Date:** January 5, 2016

Frequency (MHz)	Reading (dBuV)	Correction Factor (dB/m)	Result (dBuV/m)	Limit (dBuV/m)	Margin (dB)	Antenna Pole (V/H)	Remark
6936.000	31.33	7.60	38.93	74.00	-35.07	V	peak
7644.000	30.89	8.96	39.85	74.00	-34.15	V	peak
8376.000	31.56	9.44	41.00	74.00	-33.00	V	peak
9240.000	30.84	9.79	40.63	74.00	-33.37	V	peak
10176.000	30.71	12.53	43.24	74.00	-30.76	V	peak
11304.000	30.21	14.95	45.16	74.00	-28.84	V	peak
6972.000	31.23	7.65	38.88	74.00	-35.12	H	Peak
7752.000	31.56	9.17	40.73	74.00	-33.27	H	Peak
8352.000	31.61	9.46	41.07	74.00	-32.93	H	Peak
9852.000	30.64	11.55	42.19	74.00	-31.81	H	peak
10512.000	30.51	13.57	44.08	74.00	-29.92	H	peak
11304.000	30.23	14.95	45.18	74.00	-28.82	H	peak

Remark:

1. *Measuring frequencies from 1 GHz to the 10th harmonic of highest fundamental frequency.*
2. *Radiated emissions measured in frequency above 1000MHz were made with an instrument using peak/average detector mode.*
3. *Average test would be performed if the peak result were greater than the average limit.*
4. *Data of measurement within this frequency range shown " --- " in the table above means the reading of emissions are attenuated more than 20dB below the permissible limits or the field strength is too small to be measured.*
5. *Measurements above show only up to 6 maximum emissions noted, or would be lesser, with " N/A " remark, if no specific emissions from the EUT are recorded (ie: margin>20dB from the applicable limit) and considered that's already beyond the background noise floor.*
6. *Margin (dB) = Remark result (dBuV/m) – Average limit (dBuV/m).*

This report shall not be reproduced except in full, without the written approval of Compliance Certification Services.

Test Mode: TX / IEEE 802.11a / 5745MHz /(CH Low) **Tested by:** AD Gan

Ambient temperature: 24°C **Relative humidity:** 52% RH **Date:** January 5, 2016

Frequency (MHz)	Reading (dBuV)	Correction Factor (dB/m)	Result (dBuV/m)	Limit (dBuV/m)	Margin (dB)	Antenna Pole (V/H)	Remark
6960.000	31.43	7.64	39.07	74.00	-34.93	V	peak
7764.000	31.31	9.19	40.50	74.00	-33.50	V	peak
8436.000	31.78	9.41	41.19	74.00	-32.81	V	peak
9612.000	30.66	10.86	41.52	74.00	-32.48	V	peak
10164.000	30.80	12.49	43.29	74.00	-30.71	V	peak
11052.000	29.88	15.06	44.94	74.00	-29.06	V	peak
7740.000	31.35	9.14	40.49	74.00	-33.51	H	Peak
8364.000	31.61	9.45	41.06	74.00	-32.94	H	Peak
9384.000	30.70	10.21	40.91	74.00	-33.09	H	Peak
10056.000	31.45	12.15	43.60	74.00	-30.40	H	peak
10512.000	30.39	13.57	43.96	74.00	-30.04	H	peak
11352.000	30.22	14.93	45.15	74.00	-28.85	H	peak

Remark:

1. *Measuring frequencies from 1 GHz to the 10th harmonic of highest fundamental frequency.*
2. *Radiated emissions measured in frequency above 1000MHz were made with an instrument using peak/average detector mode.*
3. *Average test would be performed if the peak result were greater than the average limit.*
4. *Data of measurement within this frequency range shown " --- " in the table above means the reading of emissions are attenuated more than 20dB below the permissible limits or the field strength is too small to be measured.*
5. *Measurements above show only up to 6 maximum emissions noted, or would be lesser, with " N/A " remark, if no specific emissions from the EUT are recorded (ie: margin>20dB from the applicable limit) and considered that's already beyond the background noise floor.*
6. *Margin (dB) = Remark result (dBuV/m) – Average limit (dBuV/m).*

This report shall not be reproduced except in full, without the written approval of Compliance Certification Services.

Test Mode: TX / IEEE 802.11a / 5785MHz /(CH Mid) **Tested by:** AD Gan

Ambient temperature: 24°C **Relative humidity:** 52% RH **Date:** January 5, 2016

Frequency (MHz)	Reading (dBuV)	Correction Factor (dB/m)	Result (dBuV/m)	Limit (dBuV/m)	Margin (dB)	Antenna Pole (V/H)	Remark
6960.000	31.56	7.64	39.20	74.00	-34.80	V	peak
7740.000	31.60	9.14	40.74	74.00	-33.26	V	peak
8448.000	31.83	9.40	41.23	74.00	-32.77	V	peak
9624.000	30.58	10.90	41.48	74.00	-32.52	V	peak
10020.000	31.66	12.04	43.70	74.00	-30.30	V	peak
11004.000	29.84	15.08	44.92	74.00	-29.08	V	peak
6960.000	31.81	7.64	39.45	74.00	-34.55	H	Peak
7740.000	31.40	9.14	40.54	74.00	-33.46	H	Peak
8304.000	31.46	9.48	40.94	74.00	-33.06	H	Peak
10080.000	31.23	12.23	43.46	74.00	-30.54	H	peak
11184.000	30.45	15.00	45.45	74.00	-28.55	H	peak
12360.000	29.90	15.83	45.73	74.00	-28.27	H	peak

Remark:

1. *Measuring frequencies from 1 GHz to the 10th harmonic of highest fundamental frequency.*
2. *Radiated emissions measured in frequency above 1000MHz were made with an instrument using peak/average detector mode.*
3. *Average test would be performed if the peak result were greater than the average limit.*
4. *Data of measurement within this frequency range shown " --- " in the table above means the reading of emissions are attenuated more than 20dB below the permissible limits or the field strength is too small to be measured.*
5. *Measurements above show only up to 6 maximum emissions noted, or would be lesser, with " N/A " remark, if no specific emissions from the EUT are recorded (ie: margin>20dB from the applicable limit) and considered that's already beyond the background noise floor.*
6. *Margin (dB) = Remark result (dBuV/m) – Average limit (dBuV/m).*

This report shall not be reproduced except in full, without the written approval of Compliance Certification Services.

Test Mode: TX / IEEE 802.11a / 5825MHz /(CH High) **Tested by:** AD Gan

Ambient temperature: 24°C **Relative humidity:** 52% RH **Date:** January 5, 2016

Frequency (MHz)	Reading (dBuV)	Correction Factor (dB/m)	Result (dBuV/m)	Limit (dBuV/m)	Margin (dB)	Antenna Pole (V/H)	Remark
7656.000	31.83	8.98	40.81	74.00	-33.19	V	peak
8400.000	31.91	9.43	41.34	74.00	-32.66	V	peak
9372.000	31.14	10.17	41.31	74.00	-32.69	V	peak
9612.000	31.00	10.86	41.86	74.00	-32.14	V	peak
10128.000	31.12	12.38	43.50	74.00	-30.50	V	peak
10692.000	29.96	14.13	44.09	74.00	-29.91	V	peak
7776.000	31.76	9.21	40.97	74.00	-33.03	H	Peak
8328.000	32.50	9.47	41.97	74.00	-32.03	H	Peak
9372.000	31.35	10.17	41.52	74.00	-32.48	H	Peak
9840.000	30.85	11.52	42.37	74.00	-31.63	H	peak
10524.000	30.45	13.60	44.05	74.00	-29.95	H	peak
11304.000	30.15	14.95	45.10	74.00	-28.90	H	peak

Remark:

1. *Measuring frequencies from 1 GHz to the 10th harmonic of highest fundamental frequency.*
2. *Radiated emissions measured in frequency above 1000MHz were made with an instrument using peak/average detector mode.*
3. *Average test would be performed if the peak result were greater than the average limit.*
4. *Data of measurement within this frequency range shown " --- " in the table above means the reading of emissions are attenuated more than 20dB below the permissible limits or the field strength is too small to be measured.*
5. *Measurements above show only up to 6 maximum emissions noted, or would be lesser, with " N/A " remark, if no specific emissions from the EUT are recorded (ie: margin>20dB from the applicable limit) and considered that's already beyond the background noise floor.*
6. *Margin (dB) = Remark result (dBuV/m) – Average limit (dBuV/m).*

This report shall not be reproduced except in full, without the written approval of Compliance Certification Services.

Test Mode: TX / IEEE 802.11n HT 20 MHz / 5180MHz /(CH Low) **Tested by:** AD Gan

Ambient temperature: 24°C **Relative humidity:** 52% RH **Date:** January 5, 2016

Frequency (MHz)	Reading (dBuV)	Correction Factor (dB/m)	Result (dBuV/m)	Limit (dBuV/m)	Margin (dB)	Antenna Pole (V/H)	Remark
6960.000	31.43	7.64	39.07	74.00	-34.93	V	peak
7764.000	31.38	9.19	40.57	74.00	-33.43	V	peak
8364.000	31.42	9.45	40.87	74.00	-33.13	V	peak
9840.000	30.87	11.52	42.39	74.00	-31.61	V	peak
10512.000	30.65	13.57	44.22	74.00	-29.78	V	peak
11328.000	30.24	14.94	45.18	74.00	-28.82	V	peak
6936.000	31.50	7.60	39.10	74.00	-34.90	H	Peak
7728.000	31.92	9.12	41.04	74.00	-32.96	H	Peak
8364.000	31.52	9.45	40.97	74.00	-33.03	H	Peak
9384.000	30.83	10.21	41.04	74.00	-32.96	H	peak
10056.000	31.20	12.15	43.35	74.00	-30.65	H	peak
11064.000	30.30	15.05	45.35	74.00	-28.65	H	peak

Remark:

1. *Measuring frequencies from 1 GHz to the 10th harmonic of highest fundamental frequency.*
2. *Radiated emissions measured in frequency above 1000MHz were made with an instrument using peak/average detector mode.*
3. *Average test would be performed if the peak result were greater than the average limit.*
4. *Data of measurement within this frequency range shown " --- " in the table above means the reading of emissions are attenuated more than 20dB below the permissible limits or the field strength is too small to be measured.*
5. *Measurements above show only up to 6 maximum emissions noted, or would be lesser, with " N/A " remark, if no specific emissions from the EUT are recorded (ie: margin>20dB from the applicable limit) and considered that's already beyond the background noise floor.*
6. *Margin (dB) = Remark result (dBuV/m) – Average limit (dBuV/m).*

This report shall not be reproduced except in full, without the written approval of Compliance Certification Services.

Test Mode: TX / IEEE 802.11n HT 20 MHz / 5200MHz /(CH Mid) **Tested by:** AD Gan

Ambient temperature: 24°C **Relative humidity:** 52% RH **Date:** January 5, 2016

Frequency (MHz)	Reading (dBuV)	Correction Factor (dB/m)	Result (dBuV/m)	Limit (dBuV/m)	Margin (dB)	Antenna Pole (V/H)	Remark
6960.000	31.42	7.64	39.06	74.00	-34.94	V	peak
7728.000	31.64	9.12	40.76	74.00	-33.24	V	peak
8412.000	31.60	9.42	41.02	74.00	-32.98	V	peak
10260.000	30.75	12.79	43.54	74.00	-30.46	V	peak
10812.000	30.41	14.50	44.91	74.00	-29.09	V	peak
11304.000	30.22	14.95	45.17	74.00	-28.83	V	peak
6948.000	31.38	7.62	39.00	74.00	-35.00	H	Peak
7740.000	31.61	9.14	40.75	74.00	-33.25	H	Peak
8352.000	31.59	9.46	41.05	74.00	-32.95	H	Peak
10128.000	31.28	12.38	43.66	74.00	-30.34	H	peak
11052.000	29.96	15.06	45.02	74.00	-28.98	H	peak
11832.000	30.84	14.71	45.55	74.00	-28.45	H	peak

Remark:

1. *Measuring frequencies from 1 GHz to the 10th harmonic of highest fundamental frequency.*
2. *Radiated emissions measured in frequency above 1000MHz were made with an instrument using peak/average detector mode.*
3. *Average test would be performed if the peak result were greater than the average limit.*
4. *Data of measurement within this frequency range shown " --- " in the table above means the reading of emissions are attenuated more than 20dB below the permissible limits or the field strength is too small to be measured.*
5. *Measurements above show only up to 6 maximum emissions noted, or would be lesser, with " N/A " remark, if no specific emissions from the EUT are recorded (ie: margin>20dB from the applicable limit) and considered that's already beyond the background noise floor.*
6. *Margin (dB) = Remark result (dBuV/m) – Average limit (dBuV/m).*

This report shall not be reproduced except in full, without the written approval of Compliance Certification Services.

Test Mode: TX / IEEE 802.11n HT 20 MHz / 5240MHz /(CH High) **Tested by:** AD Gan

Ambient temperature: 24°C **Relative humidity:** 52% RH **Date:** January 5, 2016

Frequency (MHz)	Reading (dBuV)	Correction Factor (dB/m)	Result (dBuV/m)	Limit (dBuV/m)	Margin (dB)	Antenna Pole (V/H)	Remark
6984.000	31.44	7.67	39.11	74.00	-34.89	V	peak
7728.000	31.58	9.12	40.70	74.00	-33.30	V	peak
8556.000	31.94	9.34	41.28	74.00	-32.72	V	peak
9612.000	31.20	10.86	42.06	74.00	-31.94	V	peak
10032.000	31.42	12.08	43.50	74.00	-30.50	V	peak
11040.000	30.27	15.06	45.33	74.00	-28.67	V	peak
6960.000	31.79	7.64	39.43	74.00	-34.57	H	Peak
7752.000	31.85	9.17	41.02	74.00	-32.98	H	Peak
8364.000	31.80	9.45	41.25	74.00	-32.75	H	Peak
9384.000	30.93	10.21	41.14	74.00	-32.86	H	peak
10848.000	30.18	14.61	44.79	74.00	-29.21	H	peak
11844.000	31.30	14.71	46.01	74.00	-27.99	H	peak

Remark:

1. *Measuring frequencies from 1 GHz to the 10th harmonic of highest fundamental frequency.*
2. *Radiated emissions measured in frequency above 1000MHz were made with an instrument using peak/average detector mode.*
3. *Average test would be performed if the peak result were greater than the average limit.*
4. *Data of measurement within this frequency range shown " --- " in the table above means the reading of emissions are attenuated more than 20dB below the permissible limits or the field strength is too small to be measured.*
5. *Measurements above show only up to 6 maximum emissions noted, or would be lesser, with " N/A " remark, if no specific emissions from the EUT are recorded (ie: margin>20dB from the applicable limit) and considered that's already beyond the background noise floor.*
6. *Margin (dB) = Remark result (dBuV/m) – Average limit (dBuV/m).*

This report shall not be reproduced except in full, without the written approval of Compliance Certification Services.

Test Mode: TX / IEEE 802.11n HT 20 MHz / 5260MHz /(CH Low) **Tested by:** AD Gan

Ambient temperature: 24°C **Relative humidity:** 52% RH **Date:** January 5, 2016

Frequency (MHz)	Reading (dBuV)	Correction Factor (dB/m)	Result (dBuV/m)	Limit (dBuV/m)	Margin (dB)	Antenna Pole (V/H)	Remark
6972.000	31.39	7.65	39.04	74.00	-34.96	V	peak
7740.000	31.64	9.14	40.78	74.00	-33.22	V	peak
8352.000	31.60	9.46	41.06	74.00	-32.94	V	peak
10008.000	30.83	12.00	42.83	74.00	-31.17	V	peak
10500.000	30.49	13.53	44.02	74.00	-29.98	V	peak
11064.000	30.08	15.05	45.13	74.00	-28.87	V	peak
6948.000	31.43	7.62	39.05	74.00	-34.95	H	Peak
7788.000	30.94	9.24	40.18	74.00	-33.82	H	Peak
8496.000	31.57	9.38	40.95	74.00	-33.05	H	Peak
9156.000	31.63	9.55	41.18	74.00	-32.82	H	peak
10140.000	30.84	12.41	43.25	74.00	-30.75	H	peak
10956.000	30.06	14.94	45.00	74.00	-29.00	H	peak

Remark:

1. *Measuring frequencies from 1 GHz to the 10th harmonic of highest fundamental frequency.*
2. *Radiated emissions measured in frequency above 1000MHz were made with an instrument using peak/average detector mode.*
3. *Average test would be performed if the peak result were greater than the average limit.*
4. *Data of measurement within this frequency range shown " --- " in the table above means the reading of emissions are attenuated more than 20dB below the permissible limits or the field strength is too small to be measured.*
5. *Measurements above show only up to 6 maximum emissions noted, or would be lesser, with " N/A " remark, if no specific emissions from the EUT are recorded (ie: margin>20dB from the applicable limit) and considered that's already beyond the background noise floor.*
6. *Margin (dB) = Remark result (dBuV/m) – Average limit (dBuV/m).*

This report shall not be reproduced except in full, without the written approval of Compliance Certification Services.

Test Mode: TX / IEEE 802.11n HT 20 MHz / 5300MHz /(CH Mid) **Tested by:** AD Gan

Ambient temperature: 24°C **Relative humidity:** 52% RH **Date:** January 5, 2016

Frequency (MHz)	Reading (dBuV)	Correction Factor (dB/m)	Result (dBuV/m)	Limit (dBuV/m)	Margin (dB)	Antenna Pole (V/H)	Remark
6972.000	31.32	7.65	38.97	74.00	-35.03	V	peak
7752.000	31.37	9.17	40.54	74.00	-33.46	V	peak
8364.000	31.59	9.45	41.04	74.00	-32.96	V	peak
10056.000	31.45	12.15	43.60	74.00	-30.40	V	peak
10512.000	30.62	13.57	44.19	74.00	-29.81	V	peak
11844.000	30.66	14.71	45.37	74.00	-28.63	V	peak
6972.000	31.31	7.65	38.96	74.00	-35.04	H	Peak
7788.000	31.25	9.24	40.49	74.00	-33.51	H	Peak
8364.000	31.23	9.45	40.68	74.00	-33.32	H	Peak
9984.000	31.67	11.93	43.60	74.00	-30.40	H	peak
10920.000	30.41	14.83	45.24	74.00	-28.76	H	peak
11304.000	30.26	14.95	45.21	74.00	-28.79	H	peak

Remark:

1. *Measuring frequencies from 1 GHz to the 10th harmonic of highest fundamental frequency.*
2. *Radiated emissions measured in frequency above 1000MHz were made with an instrument using peak/average detector mode.*
3. *Average test would be performed if the peak result were greater than the average limit.*
4. *Data of measurement within this frequency range shown " --- " in the table above means the reading of emissions are attenuated more than 20dB below the permissible limits or the field strength is too small to be measured.*
5. *Measurements above show only up to 6 maximum emissions noted, or would be lesser, with " N/A " remark, if no specific emissions from the EUT are recorded (ie: margin>20dB from the applicable limit) and considered that's already beyond the background noise floor.*
6. *Margin (dB) = Remark result (dBuV/m) – Average limit (dBuV/m).*

This report shall not be reproduced except in full, without the written approval of Compliance Certification Services.

Test Mode: TX / IEEE 802.11n HT 20 MHz / 5320MHz /(CH High) **Tested by:** AD Gan

Ambient temperature: 24°C **Relative humidity:** 52% RH **Date:** January 5, 2016

Frequency (MHz)	Reading (dBuV)	Correction Factor (dB/m)	Result (dBuV/m)	Limit (dBuV/m)	Margin (dB)	Antenna Pole (V/H)	Remark
6960.000	31.69	7.64	39.33	74.00	-34.67	V	peak
7776.000	31.48	9.21	40.69	74.00	-33.31	V	peak
8364.000	31.59	9.45	41.04	74.00	-32.96	V	peak
10296.000	31.29	12.90	44.19	74.00	-29.81	V	peak
10980.000	29.87	15.02	44.89	74.00	-29.11	V	peak
11316.000	30.23	14.94	45.17	74.00	-28.83	V	peak
6960.000	31.49	7.64	39.13	74.00	-34.87	H	Peak
7752.000	31.58	9.17	40.75	74.00	-33.25	H	Peak
8364.000	31.81	9.45	41.26	74.00	-32.74	H	Peak
10140.000	31.22	12.41	43.63	74.00	-30.37	H	peak
11316.000	30.18	14.94	45.12	74.00	-28.88	H	peak
11832.000	30.86	14.71	45.57	74.00	-28.43	H	peak

Remark:

1. *Measuring frequencies from 1 GHz to the 10th harmonic of highest fundamental frequency.*
2. *Radiated emissions measured in frequency above 1000MHz were made with an instrument using peak/average detector mode.*
3. *Average test would be performed if the peak result were greater than the average limit.*
4. *Data of measurement within this frequency range shown " --- " in the table above means the reading of emissions are attenuated more than 20dB below the permissible limits or the field strength is too small to be measured.*
5. *Measurements above show only up to 6 maximum emissions noted, or would be lesser, with " N/A " remark, if no specific emissions from the EUT are recorded (ie: margin>20dB from the applicable limit) and considered that's already beyond the background noise floor.*
6. *Margin (dB) = Remark result (dBuV/m) – Average limit (dBuV/m).*

This report shall not be reproduced except in full, without the written approval of Compliance Certification Services.

Test Mode: TX / IEEE 802.11n HT 20 MHz / 5745MHz /(CH Low) **Tested by:** AD Gan

Ambient temperature: 24°C **Relative humidity:** 52% RH **Date:** January 5, 2016

Frequency (MHz)	Reading (dBuV)	Correction Factor (dB/m)	Result (dBuV/m)	Limit (dBuV/m)	Margin (dB)	Antenna Pole (V/H)	Remark
7116.000	31.10	7.93	39.03	74.00	-34.97	V	peak
7740.000	31.27	9.14	40.41	74.00	-33.59	V	peak
8364.000	31.58	9.45	41.03	74.00	-32.97	V	peak
10080.000	31.11	12.23	43.34	74.00	-30.66	V	peak
11304.000	30.20	14.95	45.15	74.00	-28.85	V	peak
11832.000	30.99	14.71	45.70	74.00	-28.30	V	peak
6948.000	31.85	7.62	39.47	74.00	-34.53	H	Peak
7752.000	31.23	9.17	40.40	74.00	-33.60	H	Peak
8376.000	31.40	9.44	40.84	74.00	-33.16	H	Peak
10056.000	31.36	12.15	43.51	74.00	-30.49	H	peak
10524.000	30.56	13.60	44.16	74.00	-29.84	H	peak
10992.000	30.10	15.06	45.16	74.00	-28.84	H	peak

Remark:

1. *Measuring frequencies from 1 GHz to the 10th harmonic of highest fundamental frequency.*
2. *Radiated emissions measured in frequency above 1000MHz were made with an instrument using peak/average detector mode.*
3. *Average test would be performed if the peak result were greater than the average limit.*
4. *Data of measurement within this frequency range shown " --- " in the table above means the reading of emissions are attenuated more than 20dB below the permissible limits or the field strength is too small to be measured.*
5. *Measurements above show only up to 6 maximum emissions noted, or would be lesser, with " N/A " remark, if no specific emissions from the EUT are recorded (ie: margin>20dB from the applicable limit) and considered that's already beyond the background noise floor.*
6. *Margin (dB) = Remark result (dBuV/m) – Average limit (dBuV/m).*

This report shall not be reproduced except in full, without the written approval of Compliance Certification Services.

Test Mode: TX / IEEE 802.11n HT 20 MHz / 5785MHz /(CH Mid) **Tested by:** AD Gan

Ambient temperature: 24°C **Relative humidity:** 52% RH **Date:** January 5, 2016

Frequency (MHz)	Reading (dBuV)	Correction Factor (dB/m)	Result (dBuV/m)	Limit (dBuV/m)	Margin (dB)	Antenna Pole (V/H)	Remark
6972.000	31.63	7.65	39.28	74.00	-34.72	V	peak
7764.000	31.10	9.19	40.29	74.00	-33.71	V	peak
8448.000	31.63	9.40	41.03	74.00	-32.97	V	peak
9360.000	30.86	10.14	41.00	74.00	-33.00	V	peak
10176.000	30.91	12.53	43.44	74.00	-30.56	V	peak
10824.000	30.35	14.53	44.88	74.00	-29.12	V	peak
7212.000	30.90	8.11	39.01	74.00	-34.99	H	Peak
7776.000	31.48	9.21	40.69	74.00	-33.31	H	Peak
8376.000	31.91	9.44	41.35	74.00	-32.65	H	Peak
9732.000	30.60	11.21	41.81	74.00	-32.19	H	peak
10296.000	31.14	12.90	44.04	74.00	-29.96	H	peak
11304.000	30.46	14.95	45.41	74.00	-28.59	H	peak

Remark:

1. *Measuring frequencies from 1 GHz to the 10th harmonic of highest fundamental frequency.*
2. *Radiated emissions measured in frequency above 1000MHz were made with an instrument using peak/average detector mode.*
3. *Average test would be performed if the peak result were greater than the average limit.*
4. *Data of measurement within this frequency range shown " --- " in the table above means the reading of emissions are attenuated more than 20dB below the permissible limits or the field strength is too small to be measured.*
5. *Measurements above show only up to 6 maximum emissions noted, or would be lesser, with " N/A " remark, if no specific emissions from the EUT are recorded (ie: margin>20dB from the applicable limit) and considered that's already beyond the background noise floor.*
6. *Margin (dB) = Remark result (dBuV/m) – Average limit (dBuV/m).*

This report shall not be reproduced except in full, without the written approval of Compliance Certification Services.

Test Mode: TX / IEEE 802.11n HT 20 MHz / 5825MHz /(CH High) **Tested by:** AD Gan

Ambient temperature: 24°C **Relative humidity:** 52% RH **Date:** January 5, 2016

Frequency (MHz)	Reading (dBuV)	Correction Factor (dB/m)	Result (dBuV/m)	Limit (dBuV/m)	Margin (dB)	Antenna Pole (V/H)	Remark
6948.000	31.48	7.62	39.10	74.00	-34.90	V	peak
7752.000	31.75	9.17	40.92	74.00	-33.08	V	peak
8364.000	31.46	9.45	40.91	74.00	-33.09	V	peak
10032.000	31.36	12.08	43.44	74.00	-30.56	V	peak
10824.000	29.87	14.53	44.40	74.00	-29.60	V	peak
11856.000	30.99	14.70	45.69	74.00	-28.31	V	peak
7752.000	31.57	9.17	40.74	74.00	-33.26	H	Peak
8340.000	31.38	9.46	40.84	74.00	-33.16	H	Peak
10284.000	30.56	12.86	43.42	74.00	-30.58	H	Peak
10884.000	30.33	14.72	45.05	74.00	-28.95	H	peak
11280.000	30.24	14.96	45.20	74.00	-28.80	H	peak
11844.000	30.77	14.71	45.48	74.00	-28.52	H	peak

Remark:

1. *Measuring frequencies from 1 GHz to the 10th harmonic of highest fundamental frequency.*
2. *Radiated emissions measured in frequency above 1000MHz were made with an instrument using peak/average detector mode.*
3. *Average test would be performed if the peak result were greater than the average limit.*
4. *Data of measurement within this frequency range shown " --- " in the table above means the reading of emissions are attenuated more than 20dB below the permissible limits or the field strength is too small to be measured.*
5. *Measurements above show only up to 6 maximum emissions noted, or would be lesser, with " N/A " remark, if no specific emissions from the EUT are recorded (ie: margin>20dB from the applicable limit) and considered that's already beyond the background noise floor.*
6. *Margin (dB) = Remark result (dBuV/m) – Average limit (dBuV/m).*

This report shall not be reproduced except in full, without the written approval of Compliance Certification Services.

Test Mode: TX / IEEE 802.11n HT 40 MHz / 5190MHz /(CH Low) **Tested by:** AD Gan

Ambient temperature: 24°C **Relative humidity:** 52% RH **Date:** January 5, 2016

Frequency (MHz)	Reading (dBuV)	Correction Factor (dB/m)	Result (dBuV/m)	Limit (dBuV/m)	Margin (dB)	Antenna Pole (V/H)	Remark
6960.000	31.14	7.64	38.78	74.00	-35.22	V	peak
7752.000	31.61	9.17	40.78	74.00	-33.22	V	peak
8412.000	31.45	9.42	40.87	74.00	-33.13	V	peak
9288.000	30.74	9.93	40.67	74.00	-33.33	V	peak
10416.000	30.43	13.27	43.70	74.00	-30.30	V	peak
10992.000	30.16	15.06	45.22	74.00	-28.78	V	peak
6960.000	31.53	7.64	39.17	74.00	-34.83	H	Peak
7752.000	31.55	9.17	40.72	74.00	-33.28	H	Peak
8460.000	31.46	9.40	40.86	74.00	-33.14	H	Peak
10056.000	31.26	12.15	43.41	74.00	-30.59	H	peak
10668.000	30.70	14.05	44.75	74.00	-29.25	H	peak
11052.000	29.96	15.06	45.02	74.00	-28.98	H	peak

Remark:

1. *Measuring frequencies from 1 GHz to the 10th harmonic of highest fundamental frequency.*
2. *Radiated emissions measured in frequency above 1000MHz were made with an instrument using peak/average detector mode.*
3. *Average test would be performed if the peak result were greater than the average limit.*
4. *Data of measurement within this frequency range shown " --- " in the table above means the reading of emissions are attenuated more than 20dB below the permissible limits or the field strength is too small to be measured.*
5. *Measurements above show only up to 6 maximum emissions noted, or would be lesser, with " N/A " remark, if no specific emissions from the EUT are recorded (ie: margin>20dB from the applicable limit) and considered that's already beyond the background noise floor.*
6. *Margin (dB) = Remark result (dBuV/m) – Average limit (dBuV/m).*

This report shall not be reproduced except in full, without the written approval of Compliance Certification Services.

Test Mode: TX / IEEE 802.11n HT 40 MHz / 5230MHz /(CH High) **Tested by:** AD Gan

Ambient temperature: 24°C **Relative humidity:** 52% RH **Date:** January 5, 2016

Frequency (MHz)	Reading (dBuV)	Correction Factor (dB/m)	Result (dBuV/m)	Limit (dBuV/m)	Margin (dB)	Antenna Pole (V/H)	Remark
7008.000	31.29	7.72	39.01	74.00	-34.99	V	peak
7752.000	31.23	9.17	40.40	74.00	-33.60	V	peak
8424.000	31.46	9.42	40.88	74.00	-33.12	V	peak
10248.000	30.79	12.75	43.54	74.00	-30.46	V	peak
10932.000	30.16	14.87	45.03	74.00	-28.97	V	peak
11220.000	30.20	14.98	45.18	74.00	-28.82	V	peak
6936.000	31.58	7.60	39.18	74.00	-34.82	H	Peak
7752.000	31.37	9.17	40.54	74.00	-33.46	H	Peak
8436.000	31.50	9.41	40.91	74.00	-33.09	H	Peak
10500.000	30.61	13.53	44.14	74.00	-29.86	H	peak
11316.000	30.34	14.94	45.28	74.00	-28.72	H	peak
11832.000	31.10	14.71	45.81	74.00	-28.19	H	peak

Remark:

1. *Measuring frequencies from 1 GHz to the 10th harmonic of highest fundamental frequency.*
2. *Radiated emissions measured in frequency above 1000MHz were made with an instrument using peak/average detector mode.*
3. *Average test would be performed if the peak result were greater than the average limit.*
4. *Data of measurement within this frequency range shown " --- " in the table above means the reading of emissions are attenuated more than 20dB below the permissible limits or the field strength is too small to be measured.*
5. *Measurements above show only up to 6 maximum emissions noted, or would be lesser, with " N/A " remark, if no specific emissions from the EUT are recorded (ie: margin>20dB from the applicable limit) and considered that's already beyond the background noise floor.*
6. *Margin (dB) = Remark result (dBuV/m) – Average limit (dBuV/m).*

This report shall not be reproduced except in full, without the written approval of Compliance Certification Services.

Test Mode: TX / IEEE 802.11n HT 40 MHz / 5270MHz /(CH Low) **Tested by:** AD Gan

Ambient temperature: 24°C **Relative humidity:** 52% RH **Date:** January 5, 2016

Frequency (MHz)	Reading (dBuV)	Correction Factor (dB/m)	Result (dBuV/m)	Limit (dBuV/m)	Margin (dB)	Antenna Pole (V/H)	Remark
6972.000	31.77	7.65	39.42	74.00	-34.58	V	peak
7776.000	31.50	9.21	40.71	74.00	-33.29	V	peak
8580.000	31.61	9.33	40.94	74.00	-33.06	V	peak
10032.000	31.53	12.08	43.61	74.00	-30.39	V	peak
10908.000	30.17	14.79	44.96	74.00	-29.04	V	peak
11844.000	30.84	14.71	45.55	74.00	-28.45	V	peak
7188.000	30.91	8.07	38.98	74.00	-35.02	H	Peak
7764.000	31.53	9.19	40.72	74.00	-33.28	H	Peak
8340.000	31.45	9.46	40.91	74.00	-33.09	H	Peak
9156.000	31.64	9.55	41.19	74.00	-32.81	H	peak
10788.000	30.01	14.42	44.43	74.00	-29.57	H	peak
11292.000	30.27	14.95	45.22	74.00	-28.78	H	peak

Remark:

1. *Measuring frequencies from 1 GHz to the 10th harmonic of highest fundamental frequency.*
2. *Radiated emissions measured in frequency above 1000MHz were made with an instrument using peak/average detector mode.*
3. *Average test would be performed if the peak result were greater than the average limit.*
4. *Data of measurement within this frequency range shown " --- " in the table above means the reading of emissions are attenuated more than 20dB below the permissible limits or the field strength is too small to be measured.*
5. *Measurements above show only up to 6 maximum emissions noted, or would be lesser, with " N/A " remark, if no specific emissions from the EUT are recorded (ie: margin>20dB from the applicable limit) and considered that's already beyond the background noise floor.*
6. *Margin (dB) = Remark result (dBuV/m) – Average limit (dBuV/m).*

This report shall not be reproduced except in full, without the written approval of Compliance Certification Services.

Test Mode: TX / IEEE 802.11n HT 40 MHz / 5310MHz /(CH High) **Tested by:** AD Gan

Ambient temperature: 24°C **Relative humidity:** 52% RH **Date:** January 5, 2016

Frequency (MHz)	Reading (dBuV)	Correction Factor (dB/m)	Result (dBuV/m)	Limit (dBuV/m)	Margin (dB)	Antenna Pole (V/H)	Remark
6948.000	31.31	7.62	38.93	74.00	-35.07	V	peak
7752.000	31.31	9.17	40.48	74.00	-33.52	V	peak
8364.000	31.56	9.45	41.01	74.00	-32.99	V	peak
9588.000	30.89	10.79	41.68	74.00	-32.32	V	peak
10284.000	30.79	12.86	43.65	74.00	-30.35	V	peak
11316.000	30.39	14.94	45.33	74.00	-28.67	V	peak
6960.000	31.46	7.64	39.10	74.00	-34.90	H	Peak
7728.000	31.59	9.12	40.71	74.00	-33.29	H	Peak
8328.000	31.71	9.47	41.18	74.00	-32.82	H	Peak
10044.000	31.22	12.12	43.34	74.00	-30.66	H	peak
11064.000	30.19	15.05	45.24	74.00	-28.76	H	peak
11832.000	30.72	14.71	45.43	74.00	-28.57	H	peak

Remark:

1. *Measuring frequencies from 1 GHz to the 10th harmonic of highest fundamental frequency.*
2. *Radiated emissions measured in frequency above 1000MHz were made with an instrument using peak/average detector mode.*
3. *Average test would be performed if the peak result were greater than the average limit.*
4. *Data of measurement within this frequency range shown " --- " in the table above means the reading of emissions are attenuated more than 20dB below the permissible limits or the field strength is too small to be measured.*
5. *Measurements above show only up to 6 maximum emissions noted, or would be lesser, with " N/A " remark, if no specific emissions from the EUT are recorded (ie: margin>20dB from the applicable limit) and considered that's already beyond the background noise floor.*
6. *Margin (dB) = Remark result (dBuV/m) – Average limit (dBuV/m).*

This report shall not be reproduced except in full, without the written approval of Compliance Certification Services.

Test Mode: TX / IEEE 802.11n HT 40 MHz / 5755MHz /(CH Low) **Tested by:** AD Gan

Ambient temperature: 24°C **Relative humidity:** 52% RH **Date:** January 5, 2016

Frequency (MHz)	Reading (dBuV)	Correction Factor (dB/m)	Result (dBuV/m)	Limit (dBuV/m)	Margin (dB)	Antenna Pole (V/H)	Remark
6960.000	31.39	7.64	39.03	74.00	-34.97	V	peak
7740.000	31.43	9.14	40.57	74.00	-33.43	V	peak
8352.000	31.59	9.46	41.05	74.00	-32.95	V	peak
9624.000	30.88	10.90	41.78	74.00	-32.22	V	peak
10056.000	31.37	12.15	43.52	74.00	-30.48	V	peak
11304.000	30.49	14.95	45.44	74.00	-28.56	V	peak
6960.000	31.63	7.64	39.27	74.00	-34.73	H	Peak
7752.000	31.66	9.17	40.83	74.00	-33.17	H	Peak
8340.000	31.55	9.46	41.01	74.00	-32.99	H	Peak
9972.000	31.94	11.90	43.84	74.00	-30.16	H	peak
10848.000	29.98	14.61	44.59	74.00	-29.41	H	peak
11832.000	30.60	14.71	45.31	74.00	-28.69	H	peak

Remark:

1. *Measuring frequencies from 1 GHz to the 10th harmonic of highest fundamental frequency.*
2. *Radiated emissions measured in frequency above 1000MHz were made with an instrument using peak/average detector mode.*
3. *Average test would be performed if the peak result were greater than the average limit.*
4. *Data of measurement within this frequency range shown " --- " in the table above means the reading of emissions are attenuated more than 20dB below the permissible limits or the field strength is too small to be measured.*
5. *Measurements above show only up to 6 maximum emissions noted, or would be lesser, with " N/A " remark, if no specific emissions from the EUT are recorded (ie: margin>20dB from the applicable limit) and considered that's already beyond the background noise floor.*
6. *Margin (dB) = Remark result (dBuV/m) – Average limit (dBuV/m).*

This report shall not be reproduced except in full, without the written approval of Compliance Certification Services.

Test Mode: TX / IEEE 802.11n HT 40 MHz / 5795MHz /(CH High) **Tested by:** AD Gan

Ambient temperature: 24°C **Relative humidity:** 52% RH **Date:** January 5, 2016

Frequency (MHz)	Reading (dBuV)	Correction Factor (dB/m)	Result (dBuV/m)	Limit (dBuV/m)	Margin (dB)	Antenna Pole (V/H)	Remark
6960.000	31.46	7.64	39.10	74.00	-34.90	V	peak
7752.000	31.66	9.17	40.83	74.00	-33.17	V	peak
8436.000	31.69	9.41	41.10	74.00	-32.90	V	peak
9588.000	31.09	10.79	41.88	74.00	-32.12	V	peak
10632.000	30.21	13.94	44.15	74.00	-29.85	V	peak
11316.000	30.57	14.94	45.51	74.00	-28.49	V	peak
6984.000	31.20	7.67	38.87	74.00	-35.13	H	Peak
7752.000	31.44	9.17	40.61	74.00	-33.39	H	Peak
8376.000	31.41	9.44	40.85	74.00	-33.15	H	Peak
10152.000	30.84	12.45	43.29	74.00	-30.71	H	peak
10524.000	30.25	13.60	43.85	74.00	-30.15	H	peak
11304.000	30.16	14.95	45.11	74.00	-28.89	H	peak

Remark:

1. *Measuring frequencies from 1 GHz to the 10th harmonic of highest fundamental frequency.*
2. *Radiated emissions measured in frequency above 1000MHz were made with an instrument using peak/average detector mode.*
3. *Average test would be performed if the peak result were greater than the average limit.*
4. *Data of measurement within this frequency range shown " --- " in the table above means the reading of emissions are attenuated more than 20dB below the permissible limits or the field strength is too small to be measured.*
5. *Measurements above show only up to 6 maximum emissions noted, or would be lesser, with " N/A " remark, if no specific emissions from the EUT are recorded (ie: margin>20dB from the applicable limit) and considered that's already beyond the background noise floor.*
6. *Margin (dB) = Remark result (dBuV/m) – Average limit (dBuV/m).*

This report shall not be reproduced except in full, without the written approval of Compliance Certification Services.

Test Mode: TX / IEEE 802.11ac 80 / 5210MHz **Tested by:** AD Gan

Ambient temperature: 24°C **Relative humidity:** 52% RH **Date:** January 5, 2016

Frequency (MHz)	Reading (dBuV)	Correction Factor (dB/m)	Result (dBuV/m)	Limit (dBuV/m)	Margin (dB)	Antenna Pole (V/H)	Remark
6948.000	31.41	7.62	39.03	74.00	-34.97	V	peak
7788.000	31.26	9.24	40.50	74.00	-33.50	V	peak
8388.000	31.53	9.44	40.97	74.00	-33.03	V	peak
9612.000	30.75	10.86	41.61	74.00	-32.39	V	peak
10512.000	30.78	13.57	44.35	74.00	-29.65	V	peak
10776.000	30.02	14.39	44.41	74.00	-29.59	V	peak
6960.000	31.42	7.64	39.06	74.00	-34.94	H	Peak
7764.000	31.24	9.19	40.43	74.00	-33.57	H	Peak
8364.000	31.71	9.45	41.16	74.00	-32.84	H	Peak
9720.000	30.49	11.17	41.66	74.00	-32.34	H	peak
10140.000	31.56	12.41	43.97	74.00	-30.03	H	peak
10968.000	29.86	14.98	44.84	74.00	-29.16	H	peak

Remark:

1. *Measuring frequencies from 1 GHz to the 10th harmonic of highest fundamental frequency.*
2. *Radiated emissions measured in frequency above 1000MHz were made with an instrument using peak/average detector mode.*
3. *Average test would be performed if the peak result were greater than the average limit.*
4. *Data of measurement within this frequency range shown " --- " in the table above means the reading of emissions are attenuated more than 20dB below the permissible limits or the field strength is too small to be measured.*
5. *Measurements above show only up to 6 maximum emissions noted, or would be lesser, with " N/A " remark, if no specific emissions from the EUT are recorded (ie: margin>20dB from the applicable limit) and considered that's already beyond the background noise floor.*
6. *Margin (dB) = Remark result (dBuV/m) – Average limit (dBuV/m).*

This report shall not be reproduced except in full, without the written approval of Compliance Certification Services.

Test Mode: TX / IEEE 802.11ac 80 / 5290MHz **Tested by:** AD Gan

Ambient temperature: 24°C **Relative humidity:** 52% RH **Date:** January 5, 2016

Frequency (MHz)	Reading (dBuV)	Correction Factor (dB/m)	Result (dBuV/m)	Limit (dBuV/m)	Margin (dB)	Antenna Pole (V/H)	Remark
6984.000	31.35	7.67	39.02	74.00	-34.98	V	peak
7752.000	31.28	9.17	40.45	74.00	-33.55	V	peak
8364.000	31.74	9.45	41.19	74.00	-32.81	V	peak
9396.000	31.07	10.24	41.31	74.00	-32.69	V	peak
10176.000	30.74	12.53	43.27	74.00	-30.73	V	peak
10512.000	30.59	13.57	44.16	74.00	-29.84	V	peak
7200.000	31.00	8.09	39.09	74.00	-34.91	H	Peak
7776.000	31.19	9.21	40.40	74.00	-33.60	H	Peak
8460.000	31.44	9.40	40.84	74.00	-33.16	H	Peak
9156.000	31.54	9.55	41.09	74.00	-32.91	H	peak
10164.000	31.03	12.49	43.52	74.00	-30.48	H	peak
10860.000	30.28	14.65	44.93	74.00	-29.07	H	peak

Remark:

1. *Measuring frequencies from 1 GHz to the 10th harmonic of highest fundamental frequency.*
2. *Radiated emissions measured in frequency above 1000MHz were made with an instrument using peak/average detector mode.*
3. *Average test would be performed if the peak result were greater than the average limit.*
4. *Data of measurement within this frequency range shown " --- " in the table above means the reading of emissions are attenuated more than 20dB below the permissible limits or the field strength is too small to be measured.*
5. *Measurements above show only up to 6 maximum emissions noted, or would be lesser, with " N/A " remark, if no specific emissions from the EUT are recorded (ie: margin>20dB from the applicable limit) and considered that's already beyond the background noise floor.*
6. *Margin (dB) = Remark result (dBuV/m) – Average limit (dBuV/m).*

This report shall not be reproduced except in full, without the written approval of Compliance Certification Services.

Test Mode: TX / IEEE 802.11ac 80 / 5775MHz **Tested by:** AD Gan

Ambient temperature: 24°C **Relative humidity:** 52% RH **Date:** January 5, 2016

Frequency (MHz)	Reading (dBuV)	Correction Factor (dB/m)	Result (dBuV/m)	Limit (dBuV/m)	Margin (dB)	Antenna Pole (V/H)	Remark
6924.000	31.66	7.58	39.24	74.00	-34.76	V	peak
7764.000	31.43	9.19	40.62	74.00	-33.38	V	peak
8352.000	31.75	9.46	41.21	74.00	-32.79	V	peak
9852.000	30.78	11.55	42.33	74.00	-31.67	V	peak
10908.000	29.89	14.79	44.68	74.00	-29.32	V	peak
11328.000	30.61	14.94	45.55	74.00	-28.45	V	peak
6972.000	31.69	7.65	39.34	74.00	-34.66	H	Peak
7776.000	31.26	9.21	40.47	74.00	-33.53	H	Peak
8328.000	31.50	9.47	40.97	74.00	-33.03	H	Peak
10488.000	30.41	13.49	43.90	74.00	-30.10	H	peak
10884.000	30.14	14.72	44.86	74.00	-29.14	H	peak
11304.000	30.65	14.95	45.60	74.00	-28.40	H	peak

Remark:

1. *Measuring frequencies from 1 GHz to the 10th harmonic of highest fundamental frequency.*
2. *Radiated emissions measured in frequency above 1000MHz were made with an instrument using peak/average detector mode.*
3. *Average test would be performed if the peak result were greater than the average limit.*
4. *Data of measurement within this frequency range shown " --- " in the table above means the reading of emissions are attenuated more than 20dB below the permissible limits or the field strength is too small to be measured.*
5. *Measurements above show only up to 6 maximum emissions noted, or would be lesser, with " N/A " remark, if no specific emissions from the EUT are recorded (ie: margin>20dB from the applicable limit) and considered that's already beyond the background noise floor.*
6. *Margin (dB) = Remark result (dBuV/m) – Average limit (dBuV/m).*

This report shall not be reproduced except in full, without the written approval of Compliance Certification Services.

6.8 CONDUCTED UNDESIRABLE EMISSION

6.8.1 LIMIT

According to 15.407(b) ,

(1) For transmitters operating in the 5.15-5.25 GHz band: all emissions outside of the 5.15-5.35 GHz band shall not exceed an EIRP of -27 dBm/MHz.

(2) For transmitters operating in the 5.725–5.850 GHz band: all emissions within the frequency range from the band edge to 10 MHz above or below the band edge shall not exceed an EIRP of –17 dBm/MHz; for frequencies 10 MHz or greater above or below the band edge, emissions shall not exceed an EIRP of –27 dBm/MHz.

(3) The provisions of §15.205 apply to intentional radiators operating under this section.

6.8.2 MEASUREMENT EQUIPMENT USED

Name of Equipment	Manufacturer	Model	Serial Number	Last Calibration	Due Calibration
Spectrum Analyzer	Agilent	E4446A	US44300399	02/28/2015	02/27/2016

Remark: *Each piece of equipment is scheduled for calibration once a year.*

6.8.3 TEST CONFIGURATION

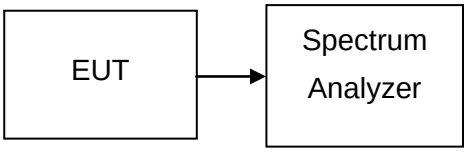

6.8.4 TEST PROCEDURE

Conducted RF measurements of the transmitter output were made to confirm that the EUT antenna port conducted emissions meet the specified limit and to identify any spurious signals that require further investigation or measurements on the radiated emissions site.

The transmitter output is connected to the spectrum analyzer. The resolution bandwidth is set to 1 MHz. The video bandwidth is set to 1 MHz. Peak detection measurements are compared to the average EIRP limit, adjusted for the maximum antenna gain. If necessary, additional average detection measurements are made.

Measurements are made over the 30 MHz to 40 GHz range with the transmitter set to the lowest, middle, and highest channels.

This report shall not be reproduced except in full, without the written approval of Compliance Certification Services.

6.8.5 TEST RESULTS

No non-compliance noted

Test Plot

IEEE 802.11a mode / 5180 ~ 5240MHz

CH Low

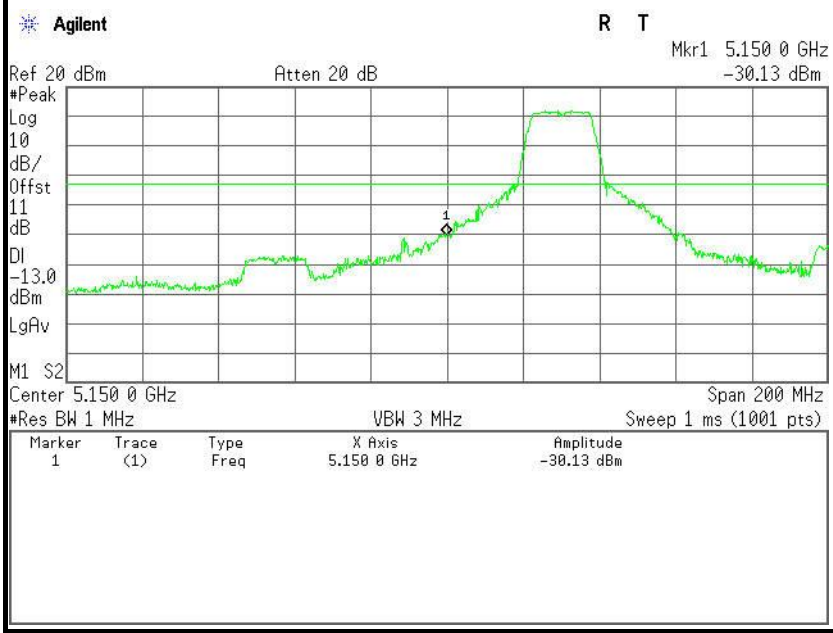

IEEE 802.11a mode / 5260~ 5320MHz

CH High

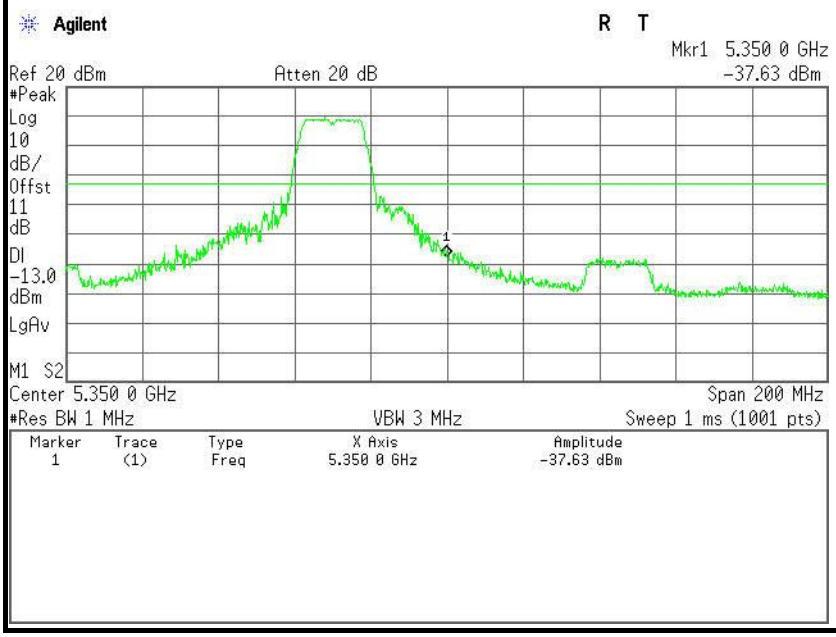

This report shall not be reproduced except in full, without the written approval of Compliance Certification Services.

IEEE 802.11a mode / 5745 ~ 5825MHz

CH Low

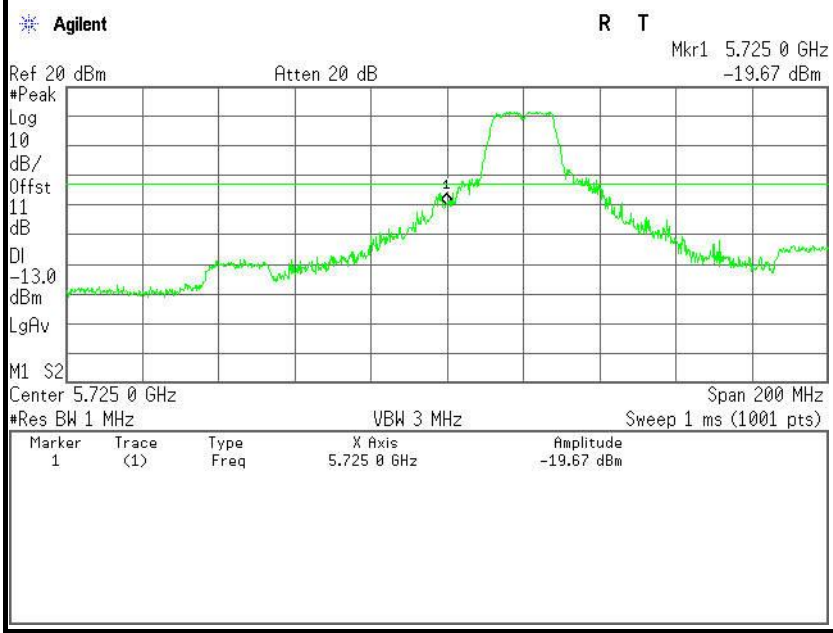

CH High

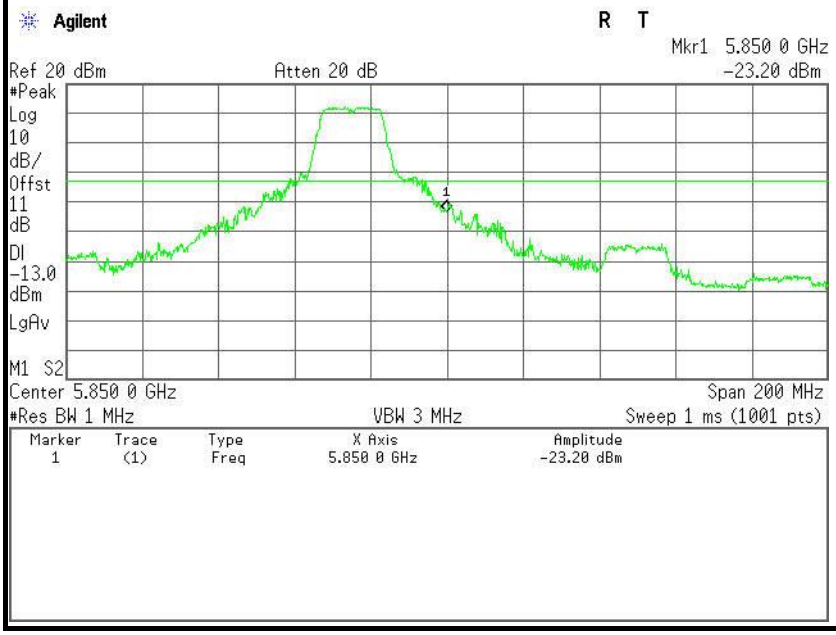

This report shall not be reproduced except in full, without the written approval of Compliance Certification Services.

IEEE 802.11n HT 20 MHz mode / 5180 ~ 5240MHz

CH Low

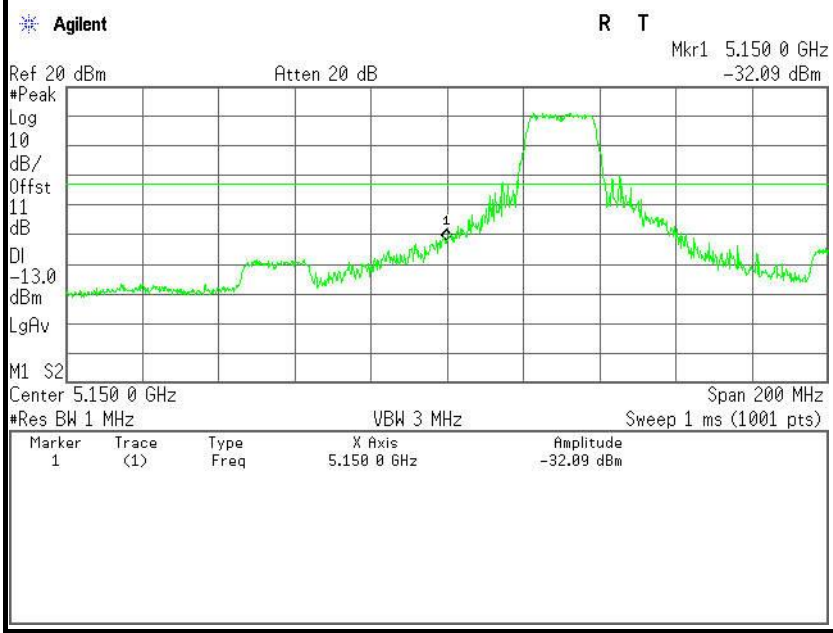

IEEE 802.11n HT 20 MHz mode / 5260~ 5320MHz

CH High

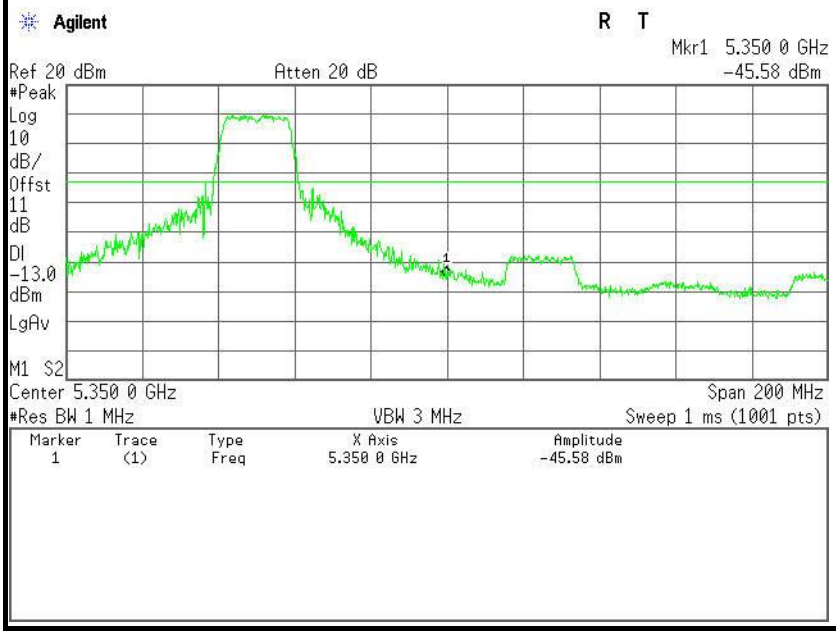

This report shall not be reproduced except in full, without the written approval of Compliance Certification Services.

IEEE 802.11n HT 20 MHz mode / 5745 ~ 5825MHz

CH Low

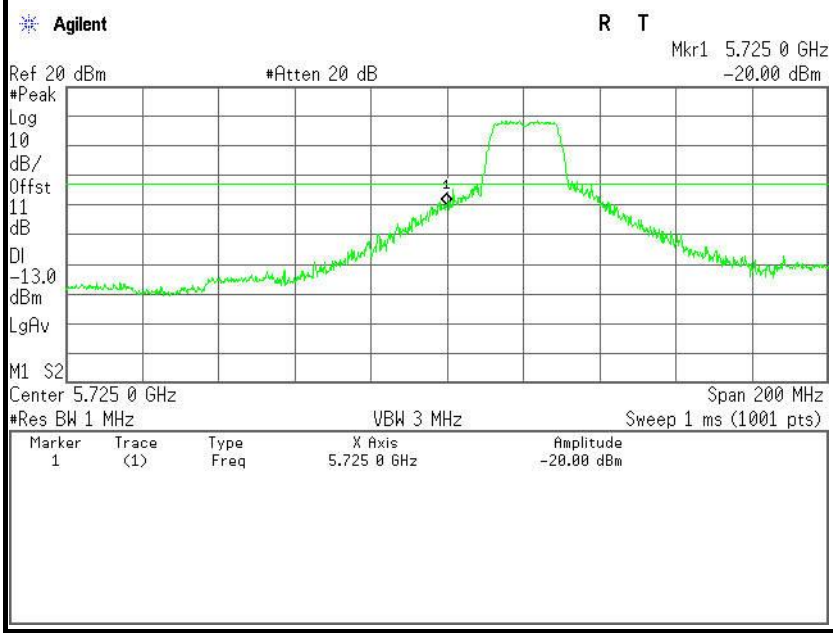

CH High

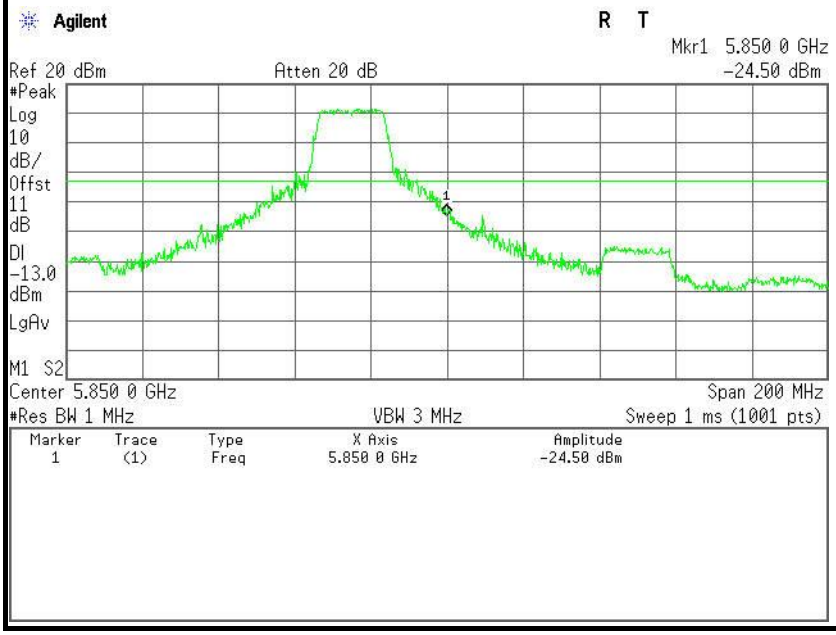

This report shall not be reproduced except in full, without the written approval of Compliance Certification Services.

IEEE 802.11n HT 40 MHz mode / 5190 ~ 5230MHz

CH Low

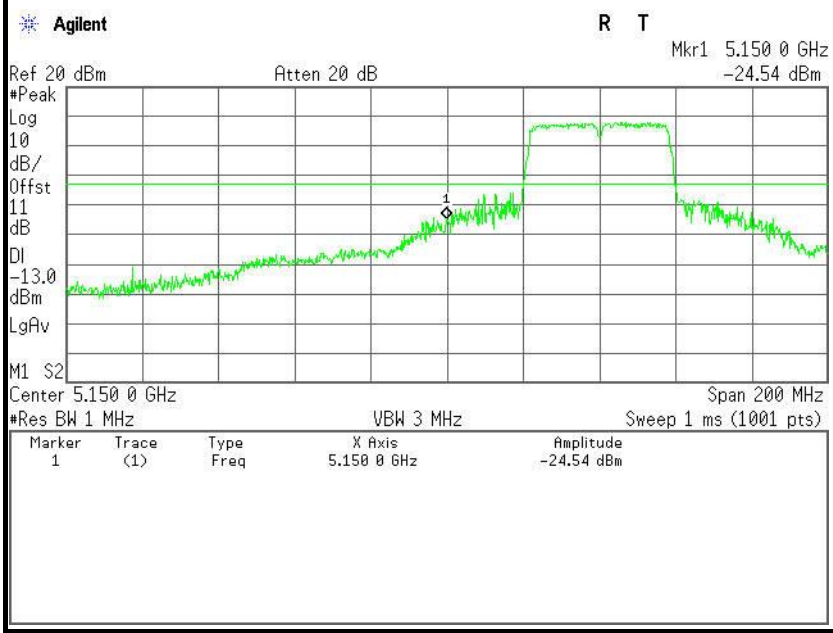

IEEE 802.11n HT 40 MHz mode / 5270 ~ 5310MHz

CH High

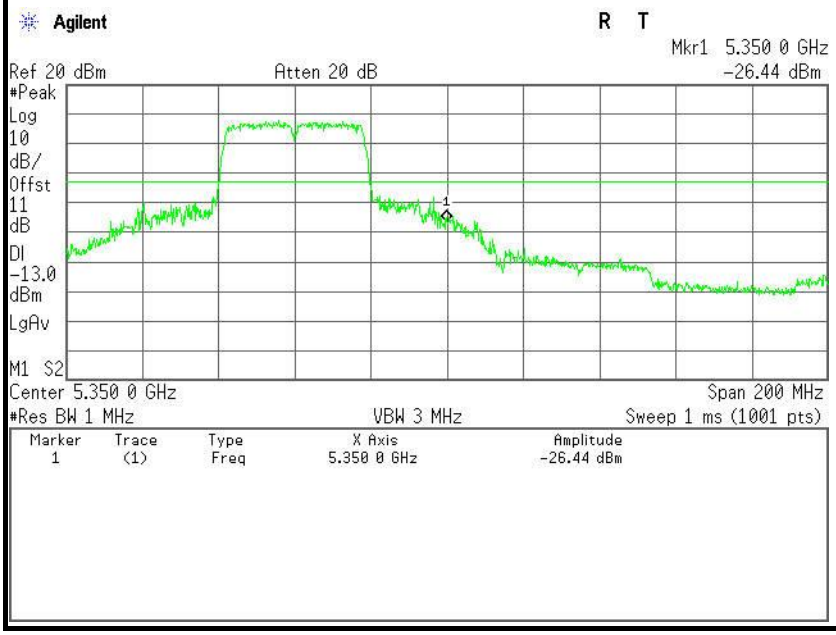

This report shall not be reproduced except in full, without the written approval of Compliance Certification Services.

IEEE 802.11n HT 40 MHz mode / 5755 ~ 5795MHz

CH Low

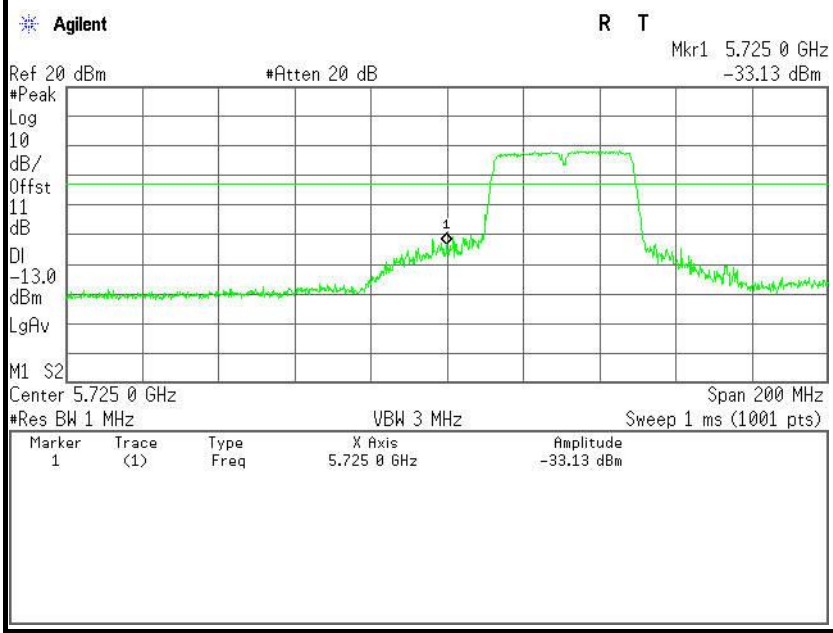

CH High

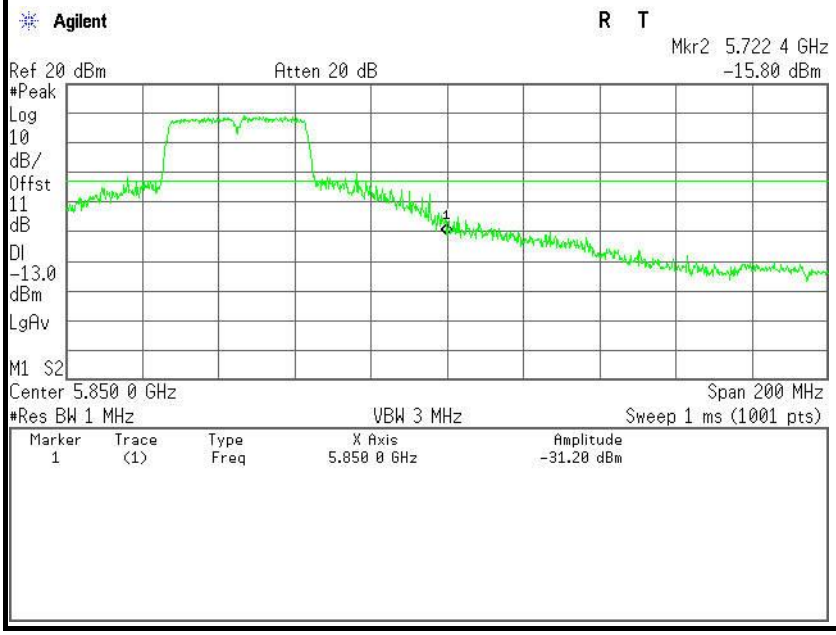

This report shall not be reproduced except in full, without the written approval of Compliance Certification Services.

IEEE 802.11ac 80 mode / 5210MHz

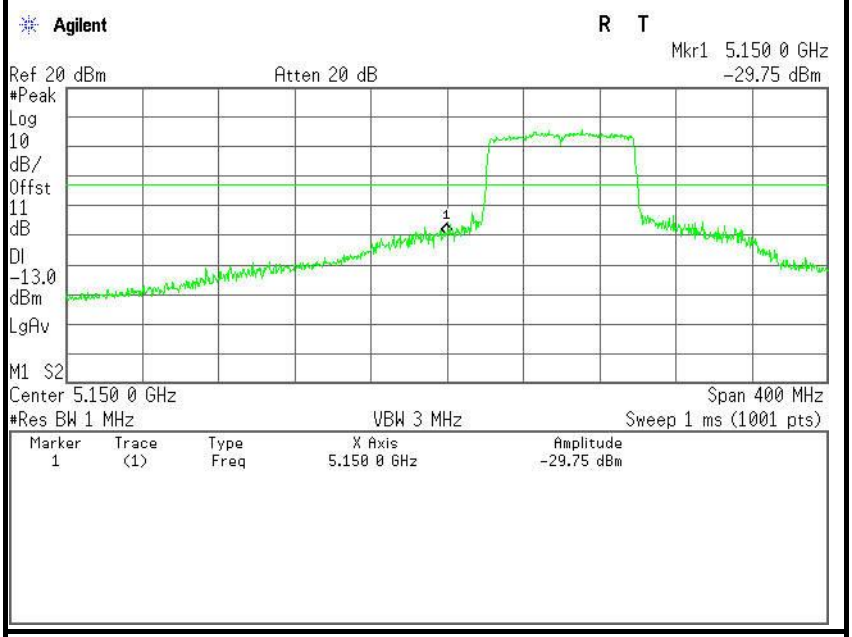

IEEE 802.11ac 80 mode / 5290MHz

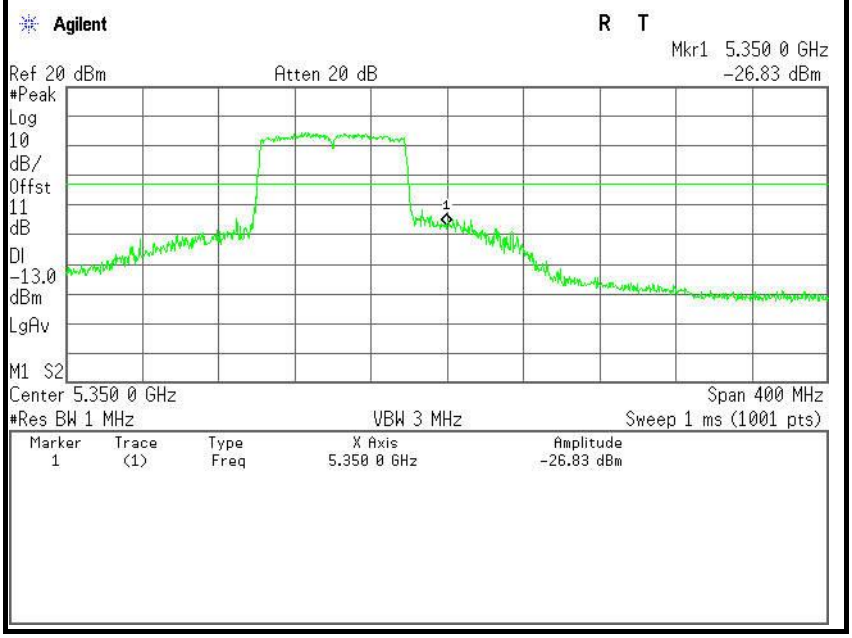

This report shall not be reproduced except in full, without the written approval of Compliance Certification Services.

IEEE 802.11ac 80 mode / 5775MHz

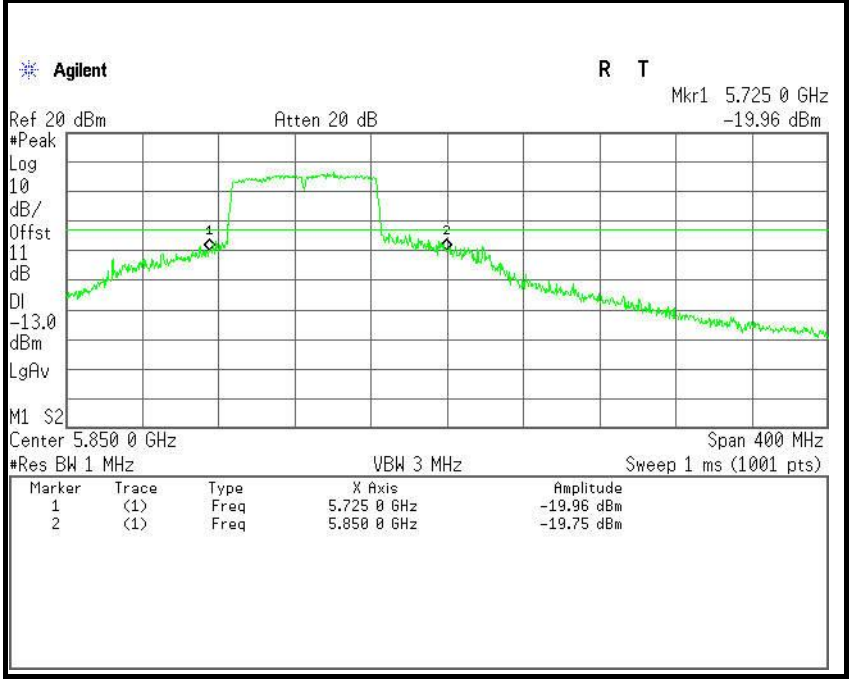

This report shall not be reproduced except in full, without the written approval of Compliance Certification Services.

6.9 POWERLINE CONDUCTED EMISSIONS

6.9.1 LIMIT

According to §15.207(a), except as shown in paragraphs (b) and (c) of this section, for an intentional radiator that is designed to be connected to the public utility (AC) power line, the radio frequency voltage that is conducted back onto the AC power line on any frequency or frequencies within the band 150 kHz to 30 MHz shall not exceed the limits in the following table, as measured using a 50 µH/50 ohms line impedance stabilization network (LISN). Compliance with the provisions of this paragraph shall be based on the measurement of the radio frequency voltage between each power line and ground at the power terminal. The lower limit applies at the boundary between the frequency ranges.

Frequency Range (MHz)	Limits (dBµV)	
	Quasi-peak	Average
0.15 to 0.50	66 to 56*	56 to 46*
0.50 to 5	56	46
5 to 30	60	50

** Decreases with the logarithm of the frequency.*

6.9.2 TEST INSTRUMENTS

Conducted Emission Test Site					
Name of Equipment	Manufacturer	Model Number	Serial Number	Last Calibration	Due Calibration
EMI TEST RECEIVER	ROHDE&SCHWARZ	ESCI	100783	02/28/2015	02/27/2016
LISN(EUT)	ROHDE&SCHWARZ	ENV216	101543-WX	02/28/2015	02/27/2016
LISN	EMCO	3825/2	8901-1459	02/28/2015	02/27/2016
Temp. / Humidity Meter	VICTOR	HTC-1	N/A	02/28/2015	02/27/2016
Test S/W	FARAD	EZ-EMC/ CCS-3A1-CE			

NOTE: 1. The calibration interval of the above test instruments is 12 months and the calibrations are traceable to NML/ROC and NIST/USA.

2. N.C.R = No Calibration Request.

This report shall not be reproduced except in full, without the written approval of Compliance Certification Services.

6.9.3 TEST CONFIGURATION

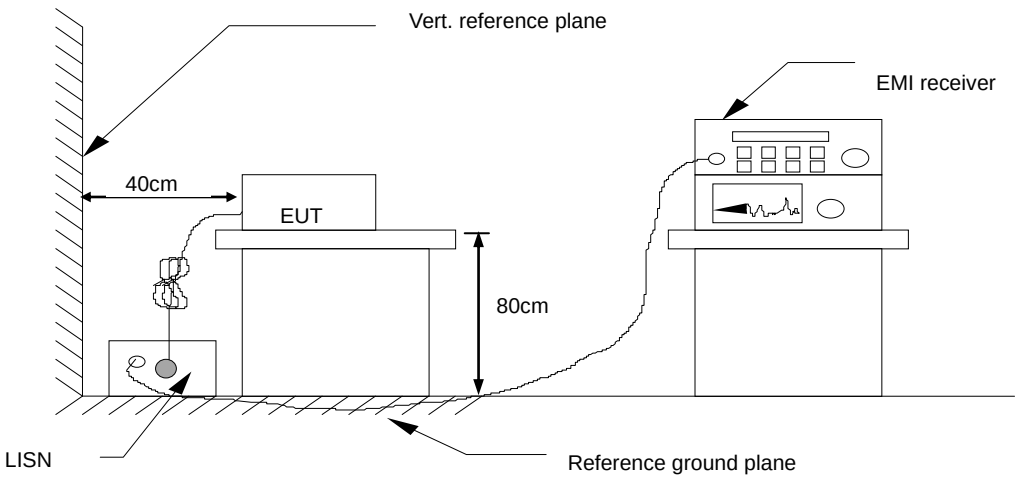

6.9.4 TEST PROCEDURE

1. The EUT was placed on a table, which is 0.8m above ground plane.
2. Maximum procedure was performed on the six highest emissions to ensure EUT compliance.
3. Repeat above procedures until all frequency measured were complete.

6.9.5 DATA SAMPLE

Frequency (MHz)	QuasiPeak Reading (dBuV)	Average Reading (dBuV)	Correction Factor (dB)	QuasiPeak Result (dBuV)	Average Result (dBuV)	QuasiPeak Limit (dBuV)	Average Limit (dBuV)	QuasiPeak Margin (dB)	Average Margin (dB)	Remark (Pass/Fail)
X.XXXX	32.69	25.65	11.52	44.21	37.17	65.78	55.79	-21.57	-18.62	Pass

Factor = Insertion loss of LISN + Cable Loss
Result = Quasi-peak Reading/ Average Reading + Factor
Limit = Limit stated in standard
Margin = Result (dBuV) – Limit (dBuV)

This report shall not be reproduced except in full, without the written approval of Compliance Certification Services.

6.9.6 TEST RESULTS

Model No.	STB-4000	**RBW,VBW**	9 kHz
Environmental Conditions	22°C, 45% RH	**Test Mode**	Mode 1
Tested by	AD Gan	**Line**	L1
Test Date	January 13, 2016		

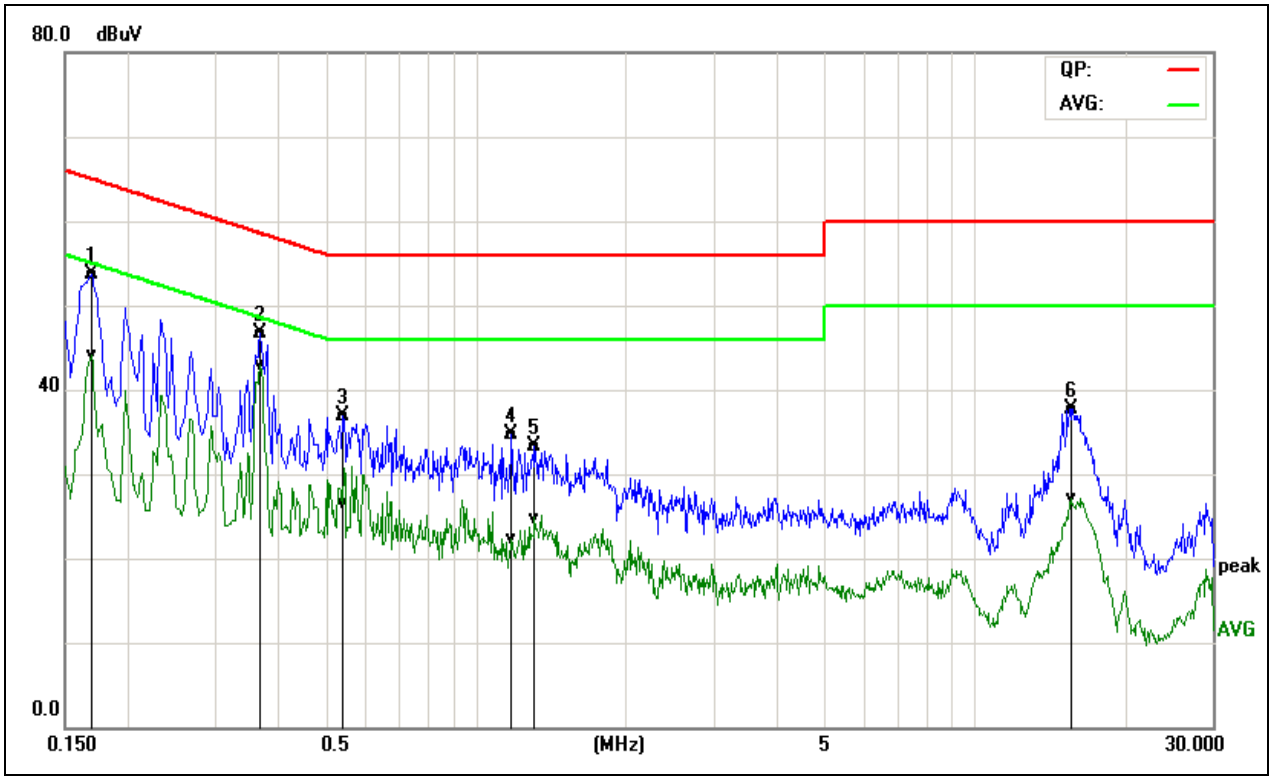

Frequency (MHz)	QuasiPeak Reading (dBuV)	Average Reading (dBuV)	Correction Factor (dB)	QuasiPeak Result (dBuV)	Average Result (dBuV)	QuasiPeak Limit (dBuV)	Average Limit (dBuV)	QuasiPeak Margin (dB)	Average Margin (dB)	Remark (Pass/Fail)
0.1700	44.17	34.41	9.62	53.79	44.03	64.96	54.96	-11.17	-10.93	Pass
0.3700	36.93	33.13	9.68	46.61	42.81	58.50	48.50	-11.89	-5.69	Pass
0.5420	27.29	16.85	9.70	36.99	26.55	56.00	46.00	-19.01	-19.45	Pass
1.1820	24.96	12.63	9.71	34.67	22.34	56.00	46.00	-21.33	-23.66	Pass
1.3140	23.60	15.08	9.72	33.32	24.80	56.00	46.00	-22.68	-21.20	Pass
15.6460	27.79	17.26	9.90	37.69	27.16	60.00	50.00	-22.31	-22.84	Pass

Remark: *L1 = Line One (Live Line)*

This report shall not be reproduced except in full, without the written approval of Compliance Certification Services.

Model No.	STB-4000	**RBW,VBW**	9 kHz
Environmental Conditions	22°C, 45% RH	**Test Mode**	Mode 1
Tested by	AD Gan	**Line**	L2
Test Date	January 13, 2016		

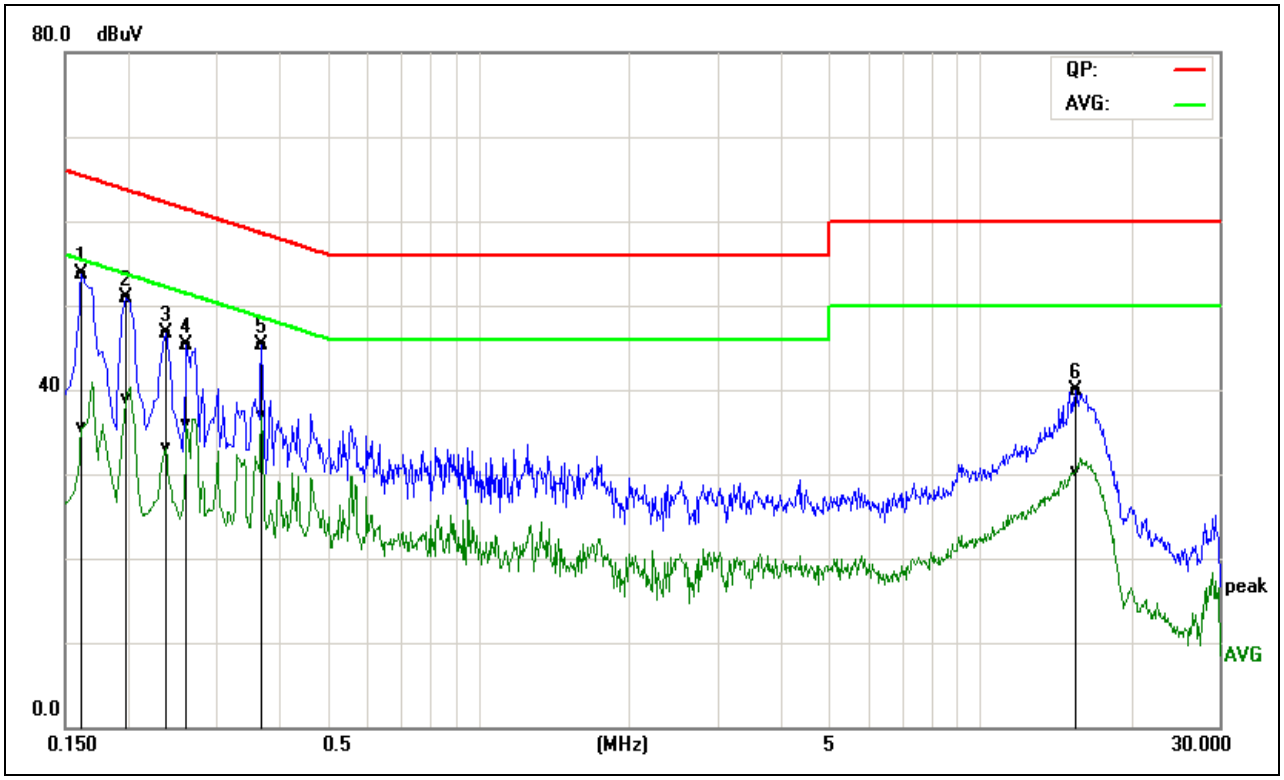

Frequency (MHz)	QuasiPeak Reading (dBuV)	Average Reading (dBuV)	Correction Factor (dB)	QuasiPeak Result (dBuV)	Average Result (dBuV)	QuasiPeak Limit (dBuV)	Average Limit (dBuV)	QuasiPeak Margin (dB)	Average Margin (dB)	Remark (Pass/Fail)
0.1620	43.90	25.75	9.78	53.68	35.53	65.36	55.36	-11.68	-19.83	Pass
0.1980	41.12	29.02	9.79	50.91	38.81	63.69	53.69	-12.78	-14.88	Pass
0.2380	36.91	23.29	9.78	46.69	33.07	62.16	52.17	-15.47	-19.10	Pass
0.2620	35.52	26.11	9.77	45.29	35.88	61.36	51.37	-16.07	-15.49	Pass
0.3700	35.53	27.26	9.72	45.25	36.98	58.50	48.50	-13.25	-11.52	Pass
15.5060	30.16	20.65	9.71	39.87	30.36	60.00	50.00	-20.13	-19.64	Pass

Remark: *L2 = Line Two (Neutral Line)*

This report shall not be reproduced except in full, without the written approval of Compliance Certification Services.

6.10 FREQUENCY STABILITY

6.10.1 LIMIT

According to §15.407(g), manufacturers of U-NII devices are responsible for ensuring frequency stability such that an emission is maintained within the band of operation under all conditions of normal operation as specified in the operational description.

6.10.2 TEST INSTRUMENTS

Name of Equipment	Manufacturer	Model Number	Serial Number	Last Calibration	Due Calibration
Spectrum Analyzer	Agilent	E4446A	US44300399	02/28/2015	02/27/2016
DC Power Supply	DAZHENG	PS-605D	20018978	N.C.R	N.C.R
AC POWER SOUCE	UMART	HPA1010	N/A	N.C.R	N.C.R
Power Meter	Anritsu	ML2495A	1204003	02/28/2015	02/27/2016
Power Sensor	Anritsu	MA2411B	1126150	02/28/2015	02/27/2016
Temperature Chamber	TERCHY	MHG-800N	E21104	11/18/2015	11/17/2016
Temp. / Humidity Meter	Anymetre	JR913	N/A	02/28/2015	02/27/2016

6.10.3 TEST CONFIGURATION

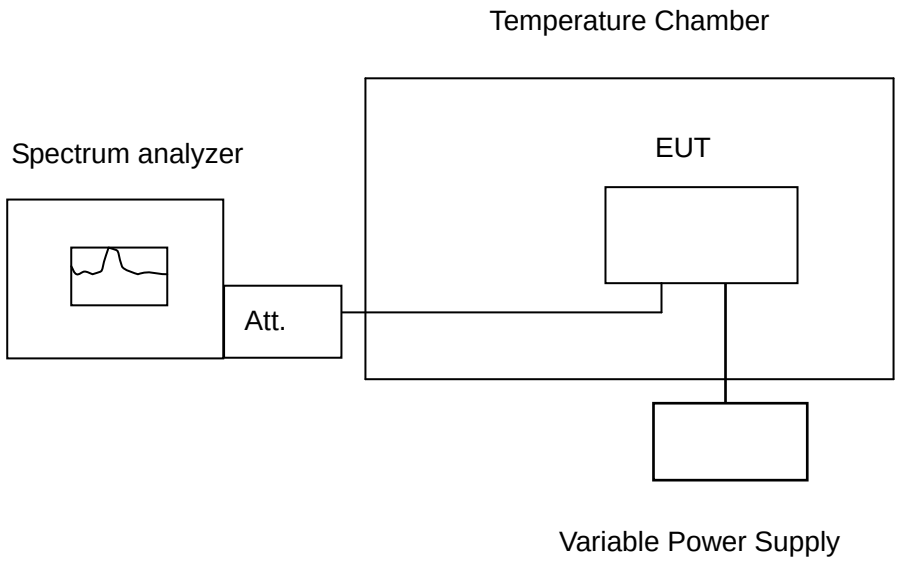

Remark: *Measurement setup for testing on Antenna connector*

This report shall not be reproduced except in full, without the written approval of Compliance Certification Services.

6.10.4 TEST PROCEDURE

The equipment under test was connected to an external AC or DC power supply and input rated voltage. RF output was connected to a frequency counter or spectrum analyzer via feed through attenuators. The EUT was placed inside the temperature chamber. Set the spectrum analyzer RBW low enough to obtain the desired frequency resolution and measure EUT 20°C operating frequency as reference frequency. Turn EUT off and set the chamber temperature to –20°C. After the temperature stabilized for approximately 30 minutes recorded the frequency. Repeat step measure with 10°C increased per stage until the highest temperature of +50°C reached.

6.10.5 TEST RESULTS

No non-compliance noted.

This report shall not be reproduced except in full, without the written approval of Compliance Certification Services.

Test Data

IEEE 802.11a MHz mode / 5180 ~ 5240MHz (Low)

Environment Temperature (°C)	Volage (V)	Measured Frequency (MHz)	limit Range	Test Result
50	120	5179.981971	5150-5250	PASS
40	120	5179.975381	5150-5250	PASS
30	120	5179.995626	5150-5250	PASS
20	120	5179.951300	5150-5250	PASS
10	120	5179.970518	5150-5250	PASS
0	120	5179.970302	5150-5250	PASS
-10	120	5179.983591	5150-5250	PASS
-20	120	5179.995196	5150-5250	PASS

Environment Temperature (°C)	Volage (V)	Measured Frequency (MHz)	limit Range	Test Result
20	108	5179.992921	5150-5250	PASS
	120	5179.951300	5150-5250	PASS
	132	5179.966456	5150-5250	PASS

IEEE 802.11a MHz mode / 5180 ~ 5240MHz (High)

Environment Temperature (°C)	Volage (V)	Measured Frequency (MHz)	limit Range	Test Result
50	120	5239.980130	5150-5250	PASS
40	120	5239.978765	5150-5250	PASS
30	120	5239.953321	5150-5250	PASS
20	120	5239.950700	5150-5250	PASS
10	120	5239.989499	5150-5250	PASS
0	120	5239.989607	5150-5250	PASS
-10	120	5239.955141	5150-5250	PASS
-20	120	5239.987205	5150-5250	PASS

Environment Temperature (°C)	Volage (V)	Measured Frequency (MHz)	limit Range	Test Result
20	108	5239.953024	5150-5250	PASS
	120	5239.950700	5150-5250	PASS
	132	5239.995116	5150-5250	PASS

This report shall not be reproduced except in full, without the written approval of Compliance Certification Services.

IEEE 802.11a mode / 5260 ~ 5320MHz (Low)

Environment Temperature (°C)	Volage (V)	Measured Frequency (MHz)	limit Range	Test Result
50	120	5259.997199	5250-5350	PASS
40	120	5259.999667	5250-5350	PASS
30	120	5259.996253	5250-5350	PASS
20	120	5259.950600	5250-5350	PASS
10	120	5259.962777	5250-5350	PASS
0	120	5259.986630	5250-5350	PASS
-10	120	5259.989094	5250-5350	PASS
-20	120	5259.964110	5250-5350	PASS

Environment Temperature (°C)	Volage (V)	Measured Frequency (MHz)	limit Range	Test Result
20	108	5259.956631	5250-5350	PASS
	120	5259.950600	5250-5350	PASS
	132	5259.950519	5250-5350	PASS

IEEE 802.11a mode / 5260 ~ 5320MHz (High)

Environment Temperature (°C)	Volage (V)	Measured Frequency (MHz)	limit Range	Test Result
50	120	5319.959877	5250-5350	PASS
40	120	5319.989762	5250-5350	PASS
30	120	5319.958441	5250-5350	PASS
20	120	5319.949600	5250-5350	PASS
10	120	5319.980019	5250-5350	PASS
0	120	5319.982450	5250-5350	PASS
-10	120	5319.985027	5250-5350	PASS
-20	120	5319.953744	5250-5350	PASS

Environment Temperature (°C)	Volage (V)	Measured Frequency (MHz)	limit Range	Test Result
20	108	5319.965152	5250-5350	PASS
	120	5319.949600	5250-5350	PASS
	132	5319.964000	5250-5350	PASS

This report shall not be reproduced except in full, without the written approval of Compliance Certification Services.

IEEE 802.11a mode / 5745 ~ 5825MHz (Low)

Environment Temperature (°C)	Volage (V)	Measured Frequency (MHz)	limit Range	Test Result
50	120	5744.986332	5725-5850	PASS
40	120	5744.971266	5725-5850	PASS
30	120	5744.958714	5725-5850	PASS
20	120	5744.946200	5725-5850	PASS
10	120	5744.985068	5725-5850	PASS
0	120	5744.969696	5725-5850	PASS
-10	120	5744.965668	5725-5850	PASS
-20	120	5744.989398	5725-5850	PASS

Environment Temperature (°C)	Volage (V)	Measured Frequency (MHz)	limit Range	Test Result
20	108	5744.995129	5725-5850	PASS
	120	5744.946200	5725-5850	PASS
	132	5744.991132	5725-5850	PASS

IEEE 802.11a mode / 5745 ~ 5825MHz (High)

Environment Temperature (°C)	Volage (V)	Measured Frequency (MHz)	limit Range	Test Result
50	120	5824.983619	5725-5850	PASS
40	120	5824.952642	5725-5850	PASS
30	120	5824.953042	5725-5850	PASS
20	120	5824.945000	5725-5850	PASS
10	120	5824.997130	5725-5850	PASS
0	120	5824.978658	5725-5850	PASS
-10	120	5824.958198	5725-5850	PASS
-20	120	5824.976196	5725-5850	PASS

Environment Temperature (°C)	Volage (V)	Measured Frequency (MHz)	limit Range	Test Result
20	108	5824.971663	5725-5850	PASS
	120	5824.945000	5725-5850	PASS
	132	5824.966987	5725-5850	PASS

This report shall not be reproduced except in full, without the written approval of Compliance Certification Services.

IEEE 802.11n HT 20 MHz mode / 5180 ~ 5240MHz (Low)

Environment Temperature (°C)	Volage (V)	Measured Frequency (MHz)	limit Range	Test Result
50	120	5179.998214	5150-5250	PASS
40	120	5179.962453	5150-5250	PASS
30	120	5179.974701	5150-5250	PASS
20	120	5179.951300	5150-5250	PASS
10	120	5179.997366	5150-5250	PASS
0	120	5179.997968	5150-5250	PASS
-10	120	5179.976565	5150-5250	PASS
-20	120	5179.952106	5150-5250	PASS

Environment Temperature (°C)	Volage (V)	Measured Frequency (MHz)	limit Range	Test Result
20	108	5179.995949	5150-5250	PASS
	120	5179.951300	5150-5250	PASS
	132	5179.973785	5150-5250	PASS

IEEE 802.11n HT 20 MHz mode / 5180 ~ 5240MHz (High)

Environment Temperature (°C)	Volage (V)	Measured Frequency (MHz)	limit Range	Test Result
50	120	5239.979527	5150-5250	PASS
40	120	5239.997997	5150-5250	PASS
30	120	5239.969764	5150-5250	PASS
20	120	5239.950700	5150-5250	PASS
10	120	5239.959529	5150-5250	PASS
0	120	5239.983153	5150-5250	PASS
-10	120	5239.980950	5150-5250	PASS
-20	120	5239.996860	5150-5250	PASS

Environment Temperature (°C)	Volage (V)	Measured Frequency (MHz)	limit Range	Test Result
20	108	5239.971598	5150-5250	PASS
	120	5239.950700	5150-5250	PASS
	132	5239.951609	5150-5250	PASS

This report shall not be reproduced except in full, without the written approval of Compliance Certification Services.

IEEE 802.11n HT 20 MHz mode / 5260 ~ 5320MHz (Low)

Environment Temperature (°C)	Volage (V)	Measured Frequency (MHz)	limit Range	Test Result
50	120	5259.967303	5250-5350	PASS
40	120	5259.979435	5250-5350	PASS
30	120	5259.975144	5250-5350	PASS
20	120	5259.950600	5250-5350	PASS
10	120	5259.978694	5250-5350	PASS
0	120	5259.978156	5250-5350	PASS
-10	120	5259.981655	5250-5350	PASS
-20	120	5259.997357	5250-5350	PASS

Environment Temperature (°C)	Volage (V)	Measured Frequency (MHz)	limit Range	Test Result
20	108	5259.985799	5250-5350	PASS
	120	5259.950600	5250-5350	PASS
	132	5259.954306	5250-5350	PASS

IEEE 802.11n HT 20 MHz mode / 5260 ~ 5320MHz (High)

Environment Temperature (°C)	Volage (V)	Measured Frequency (MHz)	limit Range	Test Result
50	120	5319.952356	5250-5350	PASS
40	120	5319.982065	5250-5350	PASS
30	120	5319.962018	5250-5350	PASS
20	120	5319.950100	5250-5350	PASS
10	120	5319.994091	5250-5350	PASS
0	120	5319.954922	5250-5350	PASS
-10	120	5319.971509	5250-5350	PASS
-20	120	5319.957290	5250-5350	PASS

Environment Temperature (°C)	Volage (V)	Measured Frequency (MHz)	limit Range	Test Result
20	108	5319.977561	5250-5350	PASS
	120	5319.950100	5250-5350	PASS
	132	5319.949849	5250-5350	PASS

This report shall not be reproduced except in full, without the written approval of Compliance Certification Services.

IEEE 802.11n HT 20 MHz mode / 5745 ~ 5825MHz (Low)

Environment Temperature (°C)	Volage (V)	Measured Frequency (MHz)	limit Range	Test Result
50	120	5744.954231	5725-5850	PASS
40	120	5744.973404	5725-5850	PASS
30	120	5744.992446	5725-5850	PASS
20	120	5744.946200	5725-5850	PASS
10	120	5744.964658	5725-5850	PASS
0	120	5744.970317	5725-5850	PASS
-10	120	5744.998507	5725-5850	PASS
-20	120	5744.953851	5725-5850	PASS

Environment Temperature (°C)	Volage (V)	Measured Frequency (MHz)	limit Range	Test Result
20	108	5744.950306	5725-5850	PASS
	120	5744.946200	5725-5850	PASS
	132	5744.996735	5725-5850	PASS

IEEE 802.11n HT 20 MHz mode / 5745 ~ 5825MHz (High)

Environment Temperature (°C)	Volage (V)	Measured Frequency (MHz)	limit Range	Test Result
50	120	5824.962441	5725-5850	PASS
40	120	5824.963280	5725-5850	PASS
30	120	5824.978326	5725-5850	PASS
20	120	5824.945000	5725-5850	PASS
10	120	5824.962322	5725-5850	PASS
0	120	5824.980337	5725-5850	PASS
-10	120	5824.953683	5725-5850	PASS
-20	120	5824.993856	5725-5850	PASS

Environment Temperature (°C)	Volage (V)	Measured Frequency (MHz)	limit Range	Test Result
20	108	5824.963753	5725-5850	PASS
	120	5824.945000	5725-5850	PASS
	132	5824.969707	5725-5850	PASS

This report shall not be reproduced except in full, without the written approval of Compliance Certification Services.

IEEE 802.11n HT 40 MHz mode / 5190 ~ 5230MHz (Low)

Environment Temperature (°C)	Volage (V)	Measured Frequency (MHz)	limit Range	Test Result
50	120	5189.988061	5150-5250	PASS
40	120	5189.994358	5150-5250	PASS
30	120	5189.988804	5150-5250	PASS
20	120	5189.951100	5150-5250	PASS
10	120	5189.971498	5150-5250	PASS
0	120	5189.974489	5150-5250	PASS
-10	120	5189.977635	5150-5250	PASS
-20	120	5189.962663	5150-5250	PASS

Environment Temperature (°C)	Volage (V)	Measured Frequency (MHz)	limit Range	Test Result
20	108	5189.975131	5150-5250	PASS
	120	5189.951100	5150-5250	PASS
	132	5189.951539	5150-5250	PASS

IEEE 802.11n HT 40 MHz mode / 5190 ~ 5230MHz (High)

Environment Temperature (°C)	Volage (V)	Measured Frequency (MHz)	limit Range	Test Result
50	120	5229.999480	5150-5250	PASS
40	120	5229.962155	5150-5250	PASS
30	120	5229.989153	5150-5250	PASS
20	120	5229.951300	5150-5250	PASS
10	120	5229.985809	5150-5250	PASS
0	120	5229.993957	5150-5250	PASS
-10	120	5229.983182	5150-5250	PASS
-20	120	5229.953366	5150-5250	PASS

Environment Temperature (°C)	Volage (V)	Measured Frequency (MHz)	limit Range	Test Result
20	108	5229.957622	5150-5250	PASS
	120	5229.951300	5150-5250	PASS
	132	5229.959032	5150-5250	PASS

This report shall not be reproduced except in full, without the written approval of Compliance Certification Services.

IEEE 802.11n HT 40 MHz mode / 5270 ~ 5310MHz (Low)

Environment Temperature (°C)	Volage (V)	Measured Frequency (MHz)	limit Range	Test Result
50	120	5269.982756	5250-5350	PASS
40	120	5269.952031	5250-5350	PASS
30	120	5269.997180	5250-5350	PASS
20	120	5269.948300	5250-5350	PASS
10	120	5269.982689	5250-5350	PASS
0	120	5269.963128	5250-5350	PASS
-10	120	5269.967523	5250-5350	PASS
-20	120	5269.993820	5250-5350	PASS

Environment Temperature (°C)	Volage (V)	Measured Frequency (MHz)	limit Range	Test Result
20	108	5269.993967	5250-5350	PASS
	120	5269.948300	5250-5350	PASS
	132	5269.978789	5250-5350	PASS

IEEE 802.11n HT 40 MHz mode / 5270 ~ 5310MHz (High)

Environment Temperature (°C)	Volage (V)	Measured Frequency (MHz)	limit Range	Test Result
50	120	5309.971700	5250-5350	PASS
40	120	5309.983544	5250-5350	PASS
30	120	5309.952346	5250-5350	PASS
20	120	5309.946000	5250-5350	PASS
10	120	5309.975592	5250-5350	PASS
0	120	5309.972678	5250-5350	PASS
-10	120	5309.953395	5250-5350	PASS
-20	120	5309.951210	5250-5350	PASS

Environment Temperature (°C)	Volage (V)	Measured Frequency (MHz)	limit Range	Test Result
20	108	5309.987988	5250-5350	PASS
	120	5309.946000	5250-5350	PASS
	132	5309.952084	5250-5350	PASS

This report shall not be reproduced except in full, without the written approval of Compliance Certification Services.

IEEE 802.11n HT 40 MHz mode / 5755 ~ 5795MHz (Low)

Environment Temperature (°C)	Volage (V)	Measured Frequency (MHz)	limit Range	Test Result
50	120	5754.949364	5725-5850	PASS
40	120	5754.955445	5725-5850	PASS
30	120	5754.977864	5725-5850	PASS
20	120	5754.950200	5725-5850	PASS
10	120	5754.957209	5725-5850	PASS
0	120	5754.980967	5725-5850	PASS
-10	120	5754.956241	5725-5850	PASS
-20	120	5754.970262	5725-5850	PASS

Environment Temperature (°C)	Volage (V)	Measured Frequency (MHz)	limit Range	Test Result
20	108	5754.949298	5725-5850	PASS
	120	5754.950200	5725-5850	PASS
	132	5754.985192	5725-5850	PASS

IEEE 802.11n HT 40 MHz mode / 5755 ~ 5795MHz (High)

Environment Temperature (°C)	Volage (V)	Measured Frequency (MHz)	limit Range	Test Result
50	120	5794.955953	5725-5850	PASS
40	120	5794.998891	5725-5850	PASS
30	120	5794.967947	5725-5850	PASS
20	120	5794.951100	5725-5850	PASS
10	120	5794.988893	5725-5850	PASS
0	120	5794.971339	5725-5850	PASS
-10	120	5794.983097	5725-5850	PASS
-20	120	5794.963615	5725-5850	PASS

Environment Temperature (°C)	Volage (V)	Measured Frequency (MHz)	limit Range	Test Result
20	108	5794.967753	5725-5850	PASS
	120	5794.951100	5725-5850	PASS
	132	5794.964725	5725-5850	PASS

This report shall not be reproduced except in full, without the written approval of Compliance Certification Services.

IEEE 802.11ac 80 mode / 5210MHz

Environment Temperature (°C)	Volage (V)	Measured Frequency (MHz)	limit Range	Test Result
50	120	5209.982256	5150-5250	PASS
40	120	5209.953526	5150-5250	PASS
30	120	5209.986607	5150-5250	PASS
20	120	5209.958000	5150-5250	PASS
10	120	5209.987782	5150-5250	PASS
0	120	5209.980338	5150-5250	PASS
-10	120	5209.958446	5150-5250	PASS
-20	120	5209.967256	5150-5250	PASS

Environment Temperature (°C)	Volage (V)	Measured Frequency (MHz)	limit Range	Test Result
20	108	5209.998749	5150-5250	PASS
	120	5209.958000	5150-5250	PASS
	132	5209.985111	5150-5250	PASS

IEEE 802.11ac 80 mode / 5290MHz

Environment Temperature (°C)	Volage (V)	Measured Frequency (MHz)	limit Range	Test Result
50	120	5289.983876	5250-5350	PASS
40	120	5289.978875	5250-5350	PASS
30	120	5289.976979	5250-5350	PASS
20	120	5289.947800	5250-5350	PASS
10	120	5289.965154	5250-5350	PASS
0	120	5289.983911	5250-5350	PASS
-10	120	5289.975938	5250-5350	PASS
-20	120	5289.952911	5250-5350	PASS

Environment Temperature (°C)	Volage (V)	Measured Frequency (MHz)	limit Range	Test Result
20	108	5289.949167	5250-5350	PASS
	120	5289.947800	5250-5350	PASS
	132	5289.976057	5250-5350	PASS

This report shall not be reproduced except in full, without the written approval of Compliance Certification Services.

IEEE 802.11ac 80 mode / 5775MHz

Environment Temperature (°C)	Volage (V)	Measured Frequency (MHz)	limit Range	Test Result
50	120	5774.973203	5725-5850	PASS
40	120	5774.992413	5725-5850	PASS
30	120	5774.998986	5725-5850	PASS
20	120	5774.952400	5725-5850	PASS
10	120	5774.993081	5725-5850	PASS
0	120	5774.966069	5725-5850	PASS
-10	120	5774.998433	5725-5850	PASS
-20	120	5774.985842	5725-5850	PASS

Environment Temperature (°C)	Volage (V)	Measured Frequency (MHz)	limit Range	Test Result
20	108	5774.991558	5725-5850	PASS
	120	5774.952400	5725-5850	PASS
	132	5774.951165	5725-5850	PASS

This report shall not be reproduced except in full, without the written approval of Compliance Certification Services.