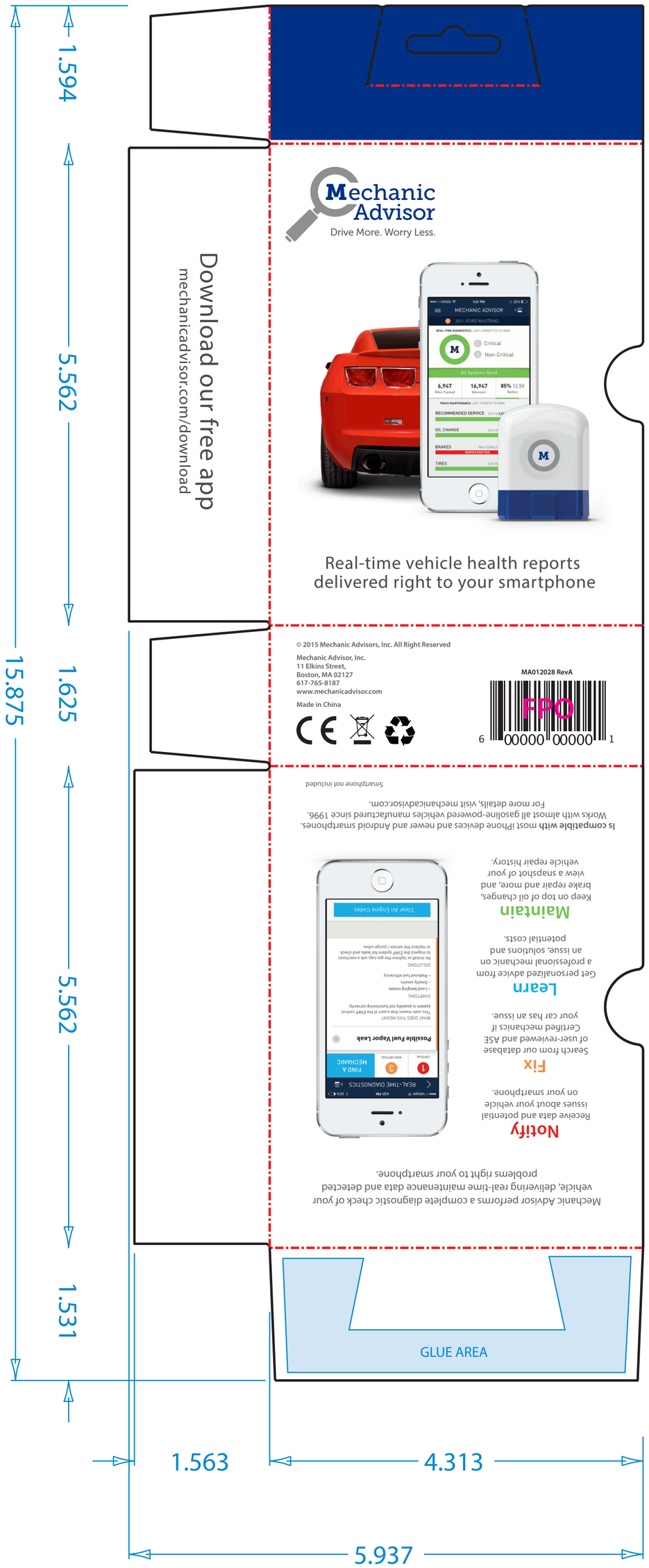

Customer: Mechanics Advisor		**Designed On:** 4/3/2015		**Salesperson:** Kelly Madeira
Design File Name: MA-012028	**Revision:** A	**Design Description:** Mechanics Advisor Sleeve	**Project/Part Number:** 011315-1392	**Structural Designer:** Motiv
Material: I-SBS-18		**Total Rule Length:** 89.756		
Inside Dimension: 0 x 0 x 0		**Knife Rule:** 56.248	**Crease Rule:** 33.508	**Flute/Grain**
Blank Size: 5+15/16 x 15+7/8		**Square Footage:** 0.655	**Pcs Per Set:**	**Print Info:**

motiv

O: 617.263.2211 the-motiv.com
11 Elkins Street / Suite 310 / Boston, MA / 02127

Flute/Grain:	View:	Glue Joint:
vertical	outside	

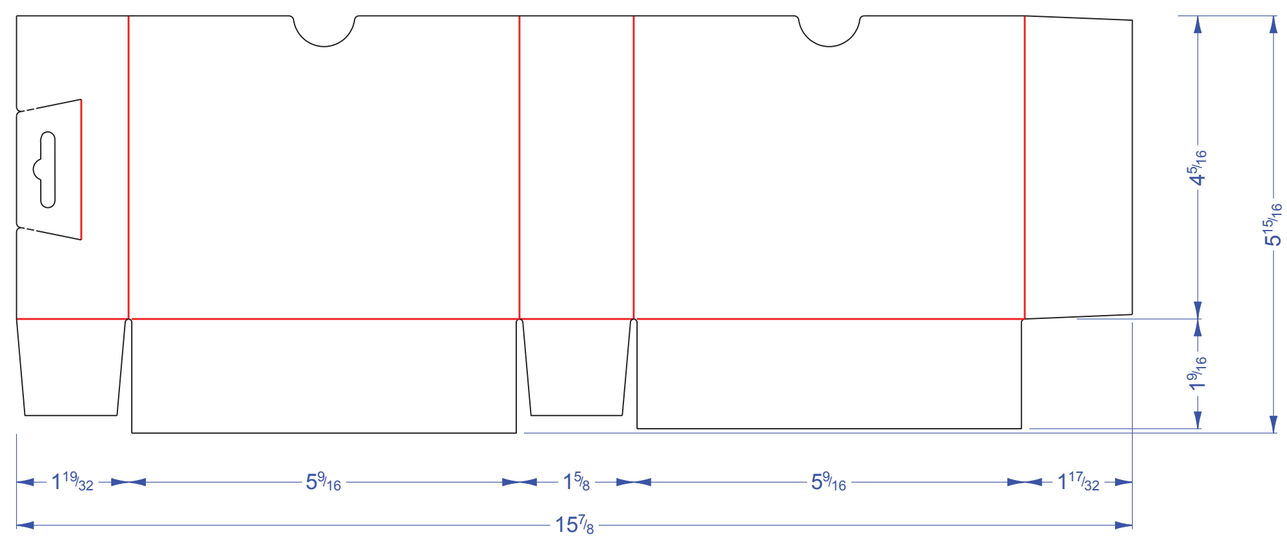

Mechanics Advisor

CYAN	MAGENTA	YELLOW	BLACK	PMS 877C	PMS 287C

- This proof indicates approximate color only!
- All structure and holding lines do not print unless otherwise indicated.
- This is prepared as a color digital mechanical, no traps have been made.
- All trapping is the responsibility of the engraver and/or separator and/or printer.

PANTONE® is a registered trademark of Pantone, Inc.

Approved by: _____

Dept: _____

Date: _____ Revision: _____

motiv

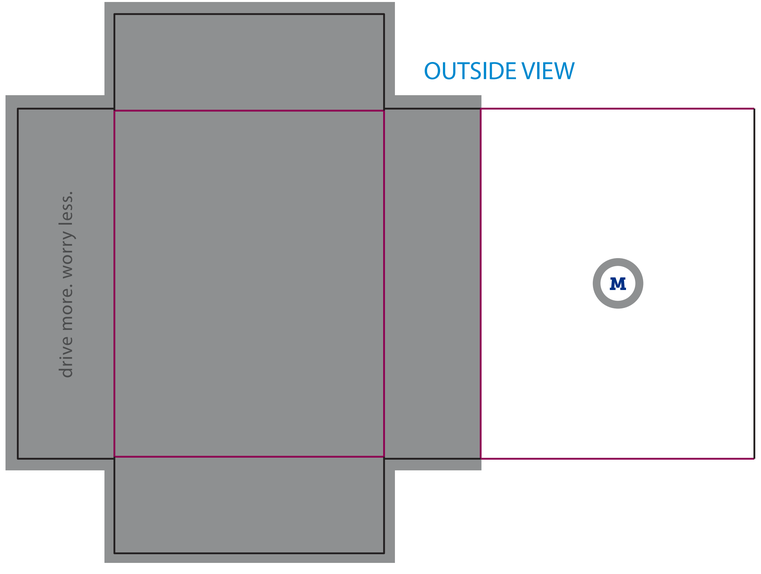

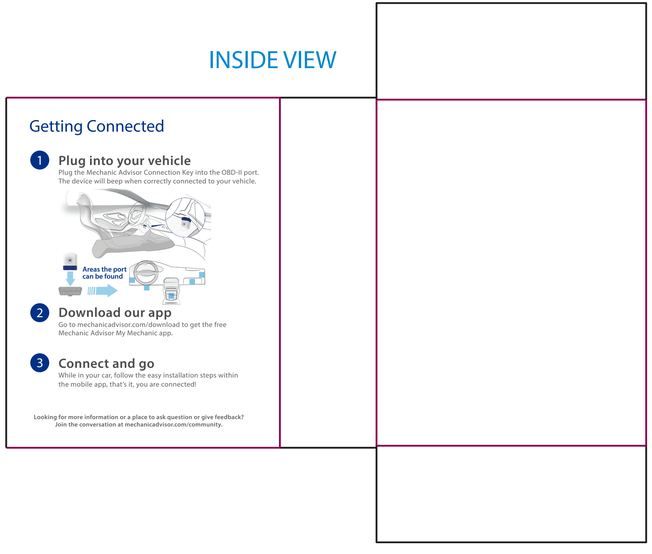

Customer: Mechanics Advisor		**Designed On:** 4/3/2015		**Salesperson:**
Design File Name: MA-012026	**Revision:** A	**Design Description:** Mechanics Advisor Set-up Box	**Project/Part Number:** 011315-1392	**Structural Designer:** Motiv

motiv
O: 617.263.2211 the-motiv.com
11 Elkins Street / Suite 310 / Boston, MA / 02127

Material: .060 Chip	**Total Rule Length:** 64+5/16			**Flute/Grain**
Inside Dimension: 5 x 5 x 1+1/2	**Knife Rule:** 31+1/4	**Crease Rule:** 0		
Blank Size: 11+7/16 x 8+3/8	**Square Footage:** 0.665	**Pcs Per Set:**	**Print Info:**	

Flute/Grain: vertical	**View:** outside	**Glue Joint:**

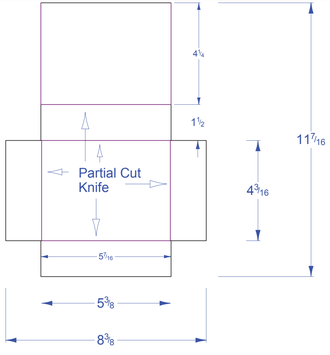

Mechanics Advisor

CYAN	MAGENTA	YELLOW	BLACK	PMS 877C	PMS 287C

- This proof indicates approximate color only.
- Dimensions are based on 100% scale unless otherwise indicated.
- This is prepared as a color digital mechanical, no traps have been made.
- All trapping is the responsibility of the engraver and/or separator and/or printer.

PANTONE® is a registered trademark of Pantone, Inc.

Approved by: _____
Dept: _____
Date: _____ Revision: _____

motiv

Mechanic Advisor User Manual

The following is the User Manual for the Mechanic Advisor device, also known as the Mechanic Advisor Connection Key.

FCC STATEMENT

1. This device complies with Part 15 of the FCC Rules. Operation is subject to the following two conditions:

(1) This device may not cause harmful interference.

(2) This device must accept any interference received, including interference that may cause undesired operation.

2. Changes or modifications not expressly approved by the party responsible for compliance could void the user's authority to operate the equipment.

NOTE: This equipment has been tested and found to comply with the limits for a Class B digital device, pursuant to Part 15 of the FCC Rules. These limits are designed to provide reasonable protection against harmful interference in a residential installation.

This equipment generates uses and can radiate radio frequency energy and, if not installed and used in accordance with the instructions, may cause harmful interference to radio communications. However, there is no guarantee that interference will not occur in a particular installation. If this equipment does cause harmful interference to radio or television reception, which can be determined by turning the equipment off and on, the user is encouraged to try to correct the interference by one or more of the following measures:

Reorient or relocate the receiving antenna.

Increase the separation between the equipment and receiver.

Connect the equipment into an outlet on a circuit different from that to which the receiver is connected.

Consult the dealer or an experienced radio/TV technician for help.

FCC Radiation Exposure Statement

This equipment complies with FCC radiation exposure limits set forth for an uncontrolled environment. This equipment should be installed and operated with minimum distance 20cm between the radiator & your body

COMPONENTS

The Mechanic Advisor device consists of one OBD-II vehicle diagnostics tool. This dongle plugs into a car's OBD-II port and works in most gasoline-powered vehicles 1996 and newer. Along with the "check engine" lights that will be detected, the device has been modified to track mileage so that the corresponding App can keep you updated with your vehicle's scheduled maintenance.

Each device comes with a unique, encrypted code (called an Activation Key) that is required within the App. Unique encryption will help keep each device safe from hackers.

INSTALLATION INSTRUCTIONS

The device will arrive in its final state, and will not need any physical alterations by the consumer to function. In order to use the device, follow these instructions:

1. Download the Mechanic Advisor My Mechanic App from iTunes.

2. Create a Mechanic Advisor account within the App.

3. Add mileage information about your vehicle including the odometer, next oil change, etc.

4. Enter your Activation Key number (located on the back of your device) when prompted.

5. Plug the Connection Key into the OBD-II port located in your vehicle. Refer to your owner's manual or a trusted mechanic to find where your port may be located.

6. Your device will connect to the App via Bluetooth Low Energy and begin transmitting information to the App.

7. At this point, you are ready to use the product.