Measurement Data

An initial pre-scan was performed on the live and neutral lines with peak detector.

Quasi-Peak and Average measurement were performed at the frequencies with maximized peak emission were detected.

Product	:	PALM Gimbal Camera	**Model/Type reference**	:	YTXJ03FM
Temperature	:	24℃	**Humidity**	:	52%

Live line:

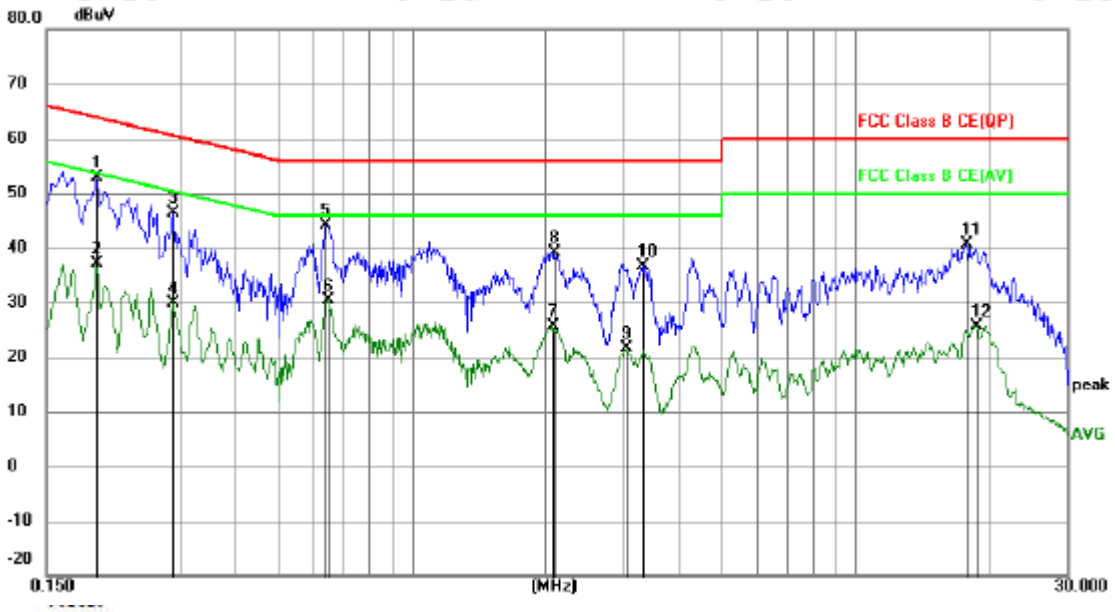

No.	Mk.	Freq.	Reading Level	Correct Factor	Measure-ment	Limit	Margin		
		MHz	dBuV	dB	dBuV	dBuV	dB	Detector	Comment
1	*	0.1949	42.93	10.02	52.95	63.83	-10.88	QP	
2		0.1949	27.01	10.02	37.03	53.83	-16.80	AVG	
3		0.2895	36.25	10.09	46.34	60.54	-14.20	QP	
4		0.2895	19.90	10.09	29.99	50.54	-20.55	AVG	
5		0.6405	34.08	9.93	44.01	56.00	-11.99	QP	
6		0.6450	20.55	9.90	30.45	46.00	-15.55	AVG	
7		2.0715	15.87	9.83	25.70	46.00	-20.30	AVG	
8		2.0895	29.19	9.83	39.02	56.00	-16.98	QP	
9		3.0525	11.80	9.83	21.63	46.00	-24.37	AVG	
10		3.3225	26.73	9.83	36.56	56.00	-19.44	QP	
11		17.8170	30.59	9.95	40.54	60.00	-19.46	QP	
12		18.6450	15.78	9.94	25.72	50.00	-24.28	AVG	

Neutral line:

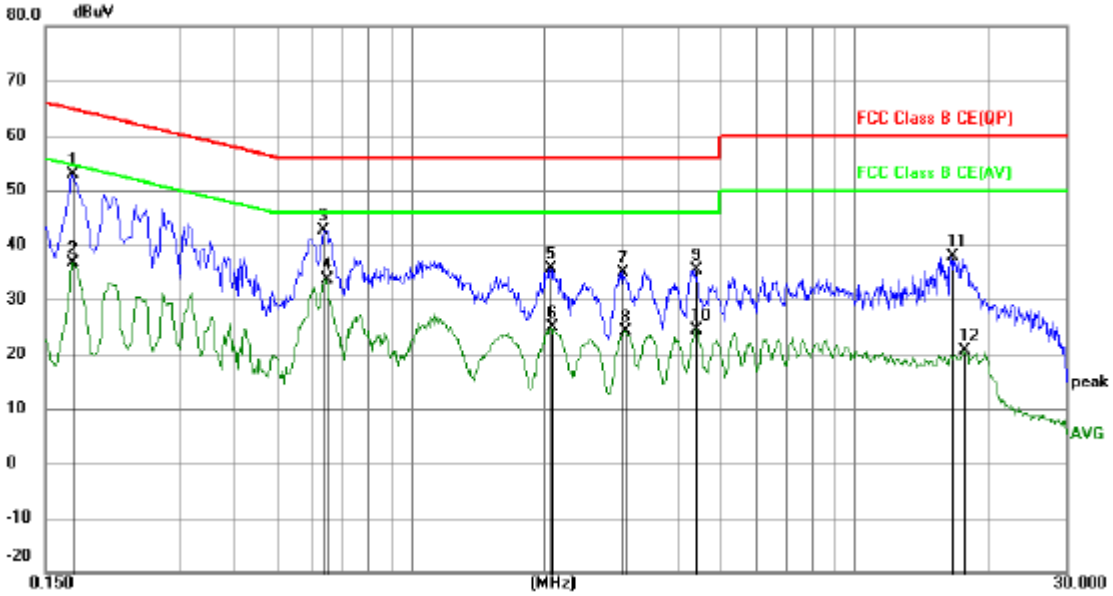

No.	Mk.	Freq.	Reading Level	Correct Factor	Measure-ment	Limit	Margin		
		MHz	dBuV	dB	dBuV	dBuV	dB	Detector	Comment
1	*	0.1725	42.86	10.00	52.86	64.84	-11.98	QP	
2		0.1725	26.67	10.00	36.67	54.84	-18.17	AVG	
3		0.6360	32.72	9.95	42.67	56.00	-13.33	QP	
4		0.6450	23.73	9.90	33.63	46.00	-12.37	AVG	
5		2.0579	25.82	9.83	35.65	56.00	-20.35	QP	
6		2.0760	15.09	9.83	24.92	46.00	-21.08	AVG	
7		2.9940	25.17	9.83	35.00	56.00	-21.00	QP	
8		3.0435	14.23	9.83	24.06	46.00	-21.94	AVG	
9		4.3980	25.64	9.83	35.47	56.00	-20.53	QP	
10		4.3980	14.58	9.83	24.41	46.00	-21.59	AVG	
11		16.5120	28.01	9.96	37.97	60.00	-22.03	QP	
12		17.6505	10.64	9.95	20.59	50.00	-29.41	AVG	

Notes:

1. The following Quasi-Peak and Average measurements were performed on the EUT:

2. Final Test Level =Receiver Reading + LISN Factor + Cable Loss.

Appendix H): Restricted bands around fundamental frequency (Radiated)

Receiver Setup:

Frequency	Detector	RBW	VBW	Remark
30MHz-1GHz	Quasi-peak	120kHz	300kHz	Quasi-peak
Above 1GHz	Peak	1MHz	3MHz	Peak
	Peak	1MHz	10Hz	Average

Test Procedure:

Below 1GHz test procedure as below:

a. The EUT was placed on the top of a rotating table 0.8 meters above the ground at a 3 meter semi-anechoic camber. The table was rotated 360 degrees to determine the position of the highest radiation.
b. The EUT was set 3 meters away from the interference-receiving antenna, which was mounted on the top of a variable-height antenna tower.
c. The antenna height is varied from one meter to four meters above the ground to determine the maximum value of the field strength. Both horizontal and vertical polarizations of the antenna are set to make the measurement.
d. For each suspected emission, the EUT was arranged to its worst case and then the antenna was tuned to heights from 1 meter to 4 meters and the rotatable was turned from 0 degrees to 360 degrees to find the maximum reading.
e. The test-receiver system was set to Peak Detect Function and Specified Bandwidth with Maximum Hold Mode.
f. Place a marker at the end of the restricted band closest to the transmit frequency to show compliance. Also measure any emissions in the restricted bands. Save the spectrum analyzer plot. Repeat for each power and modulation for lowest and highest channel

Above 1GHz test procedure as below:

g. Different between above is the test site, change from Semi- Anechoic Chamber to fully Anechoic Chamber change form table 0.8 meter to 1.5 meter(Above 18GHz the distance is 1 meter and table is 1.5 meter).
h. Test the EUT in the lowest channel , the Highest channel
i. The radiation measurements are performed in X, Y, Z axis positioning for Transmitting mode, and found the X axis positioning which it is worse case.
j. Repeat above procedures until all frequencies measured was complete.

Limit:

Frequency	Limit (dBμV/m @3m)	Remark
30MHz-88MHz	40.0	Quasi-peak Value
88MHz-216MHz	43.5	Quasi-peak Value
216MHz-960MHz	46.0	Quasi-peak Value
960MHz-1GHz	54.0	Quasi-peak Value
Above 1GHz	54.0	Average Value
	74.0	Peak Value

Test plot as follows:

Mode:	802.11 b(1Mbps) Transmitting	Channel:	2412
Remark:	PK		

Test Graph

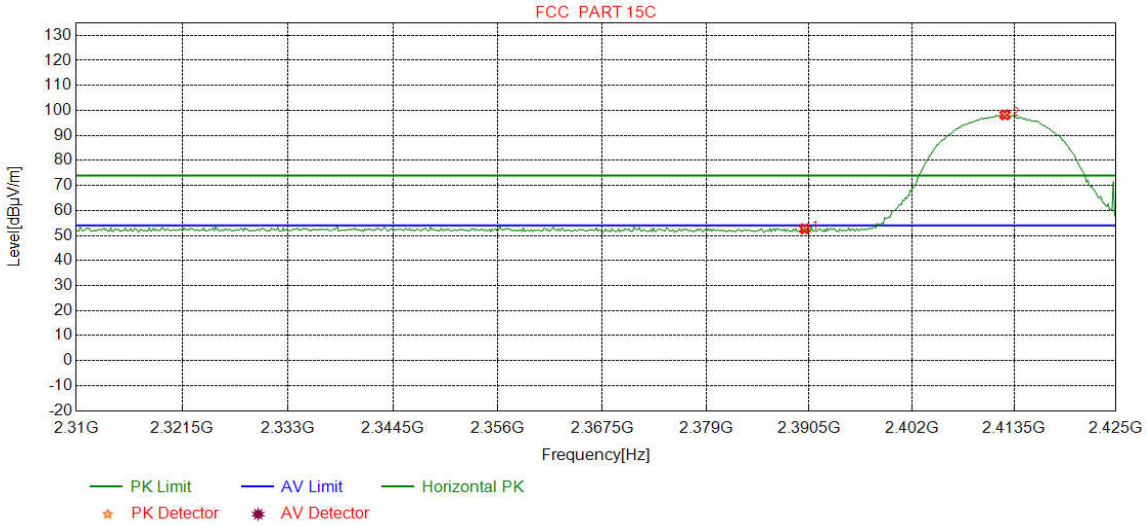

NO	Freq. [MHz]	Ant Factor [dB]	Cable loss [dB]	Pream gain [dB]	Reading [dBµV]	Level [dBµV/m]	Limit [dBµV/m]	Margin [dB]	Result	Polarity
1	2390.0000	32.25	13.37	-43.12	50.16	52.66	74.00	21.34	Pass	Horizontal
2	2412.4781	32.28	13.36	-43.12	95.70	98.22	74.00	-24.22	Pass	Horizontal

Mode:	802.11 b(1Mbps) Transmitting	Channel:	2412
Remark:	PK		

Test Graph

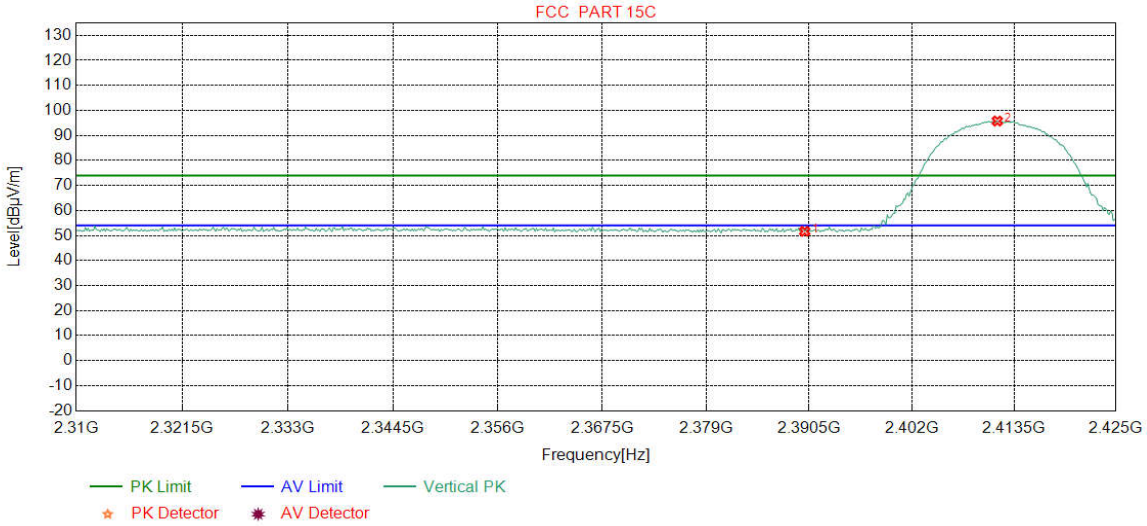

NO	Freq. [MHz]	Ant Factor [dB]	Cable loss [dB]	Pream gain [dB]	Reading [dBμV]	Level [dBμV/m]	Limit [dBμV/m]	Margin [dB]	Result	Polarity
1	2390.0000	32.25	13.37	-43.12	49.17	51.67	74.00	22.33	Pass	Vertical
2	2411.6145	32.28	13.35	-43.12	93.24	95.75	74.00	-21.75	Pass	Vertical

Mode:	802.11 b(1Mbps) Transmitting	Channel:	2412
Remark:	AV		

Test Graph

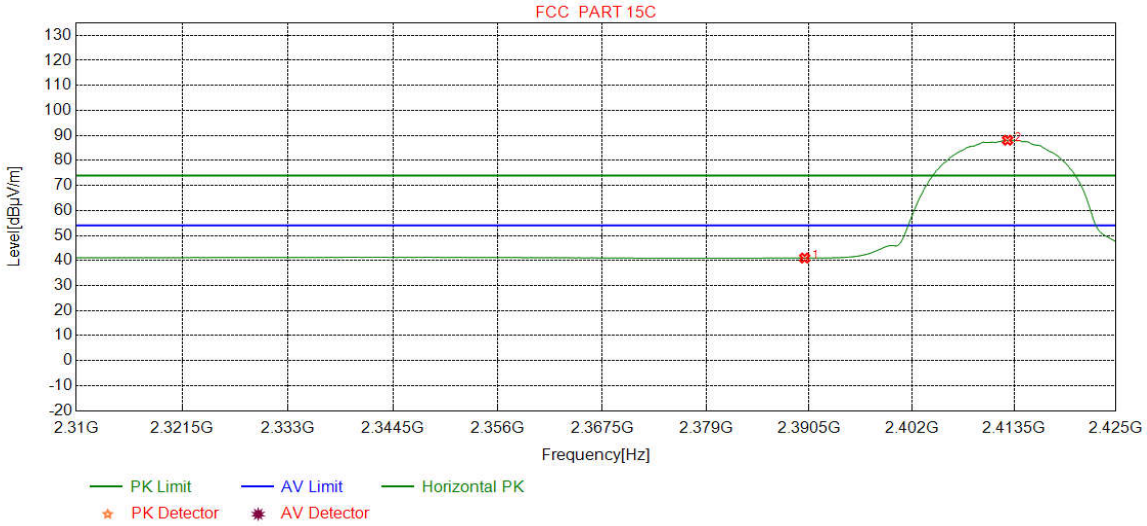

NO	Freq. [MHz]	Ant Factor [dB]	Cable loss [dB]	Pream gain [dB]	Reading [dBµV]	Level [dBµV/m]	Limit [dBµV/m]	Margin [dB]	Result	Polarity
1	2390.0000	32.25	13.37	-43.12	38.49	40.99	54.00	13.01	Pass	Horizontal
2	2412.7660	32.28	13.36	-43.12	85.57	88.09	54.00	-34.09	Pass	Horizontal

Mode:	802.11 b(1Mbps) Transmitting	Channel:	2412
Remark:	AV		

Test Graph

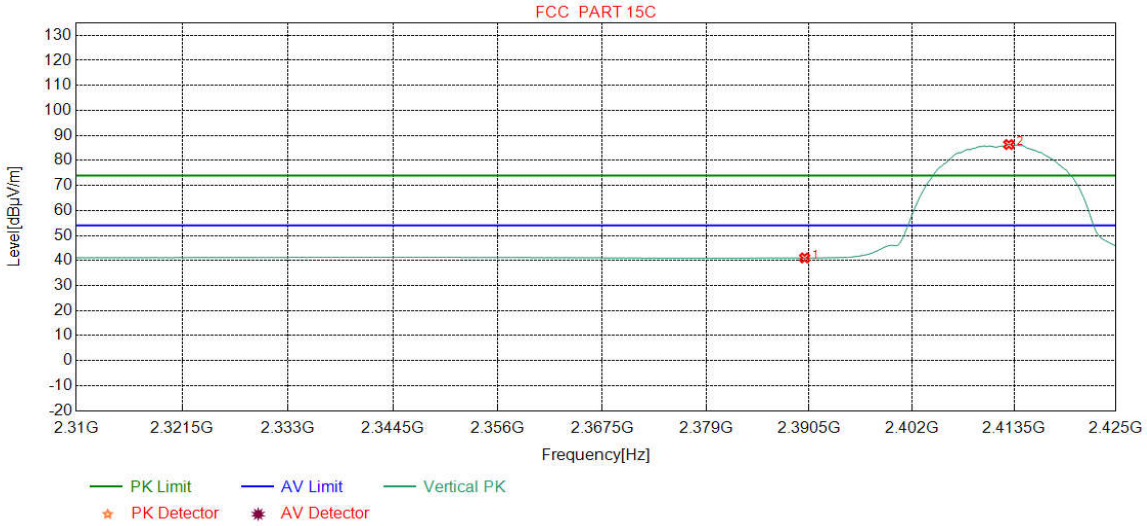

NO	Freq. [MHz]	Ant Factor [dB]	Cable loss [dB]	Pream gain [dB]	Reading [dBμV]	Level [dBμV/m]	Limit [dBμV/m]	Margin [dB]	Result	Polarity
1	2390.0000	32.25	13.37	-43.12	38.55	41.05	54.00	12.95	Pass	Vertical
2	2412.9099	32.28	13.36	-43.12	83.84	86.36	54.00	-32.36	Pass	Vertical

Mode:	802.11 b(1Mbps) Transmitting	Channel:	2462
Remark:	PK		

Test Graph

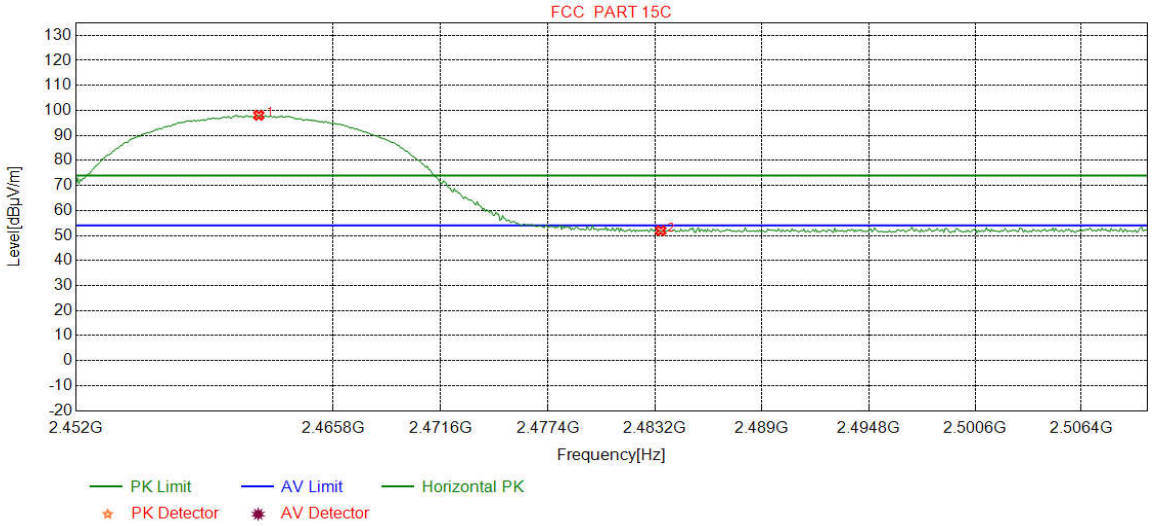

NO	Freq. [MHz]	Ant Factor [dB]	Cable loss [dB]	Pream gain [dB]	Reading [dBµV]	Level [dBµV/m]	Limit [dBµV/m]	Margin [dB]	Result	Polarity
1	2461.7998	32.35	13.48	-43.12	95.34	98.05	74.00	-24.05	Pass	Horizontal
2	2483.5000	32.38	13.38	-43.11	49.29	51.94	74.00	22.06	Pass	Horizontal

Mode:	802.11 b(1Mbps) Transmitting	Channel:	2462
Remark:	PK		

Test Graph

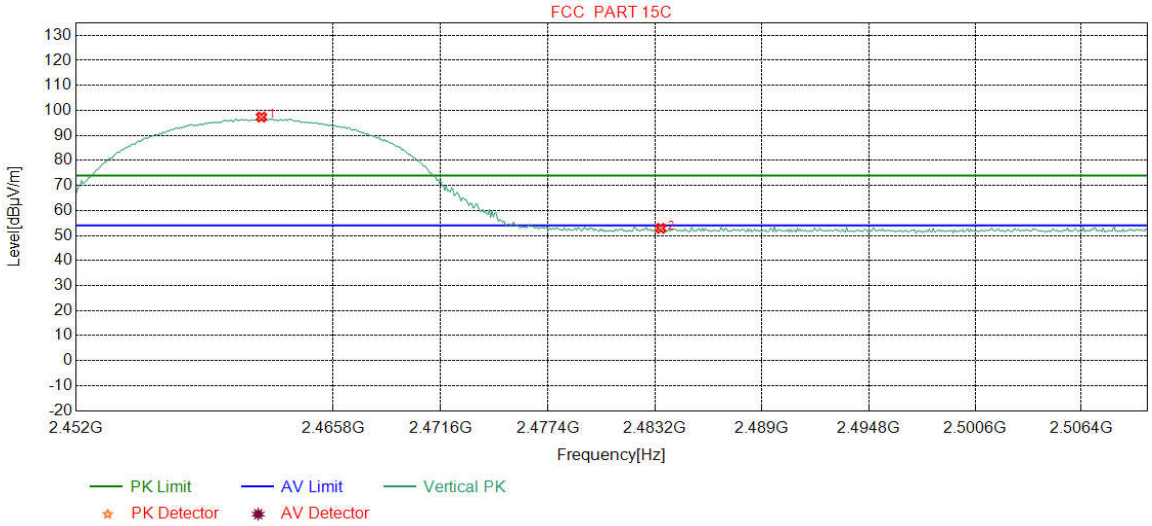

NO	Freq. [MHz]	Ant Factor [dB]	Cable loss [dB]	Pream gain [dB]	Reading [dBμV]	Level [dBμV/m]	Limit [dBμV/m]	Margin [dB]	Result	Polarity
1	2461.9449	32.35	13.48	-43.12	94.63	97.34	74.00	-23.34	Pass	Vertical
2	2483.5000	32.38	13.38	-43.11	50.20	52.85	74.00	21.15	Pass	Vertical

Mode:	802.11 b(1Mbps) Transmitting	Channel:	2462
Remark:	AV		

Test Graph

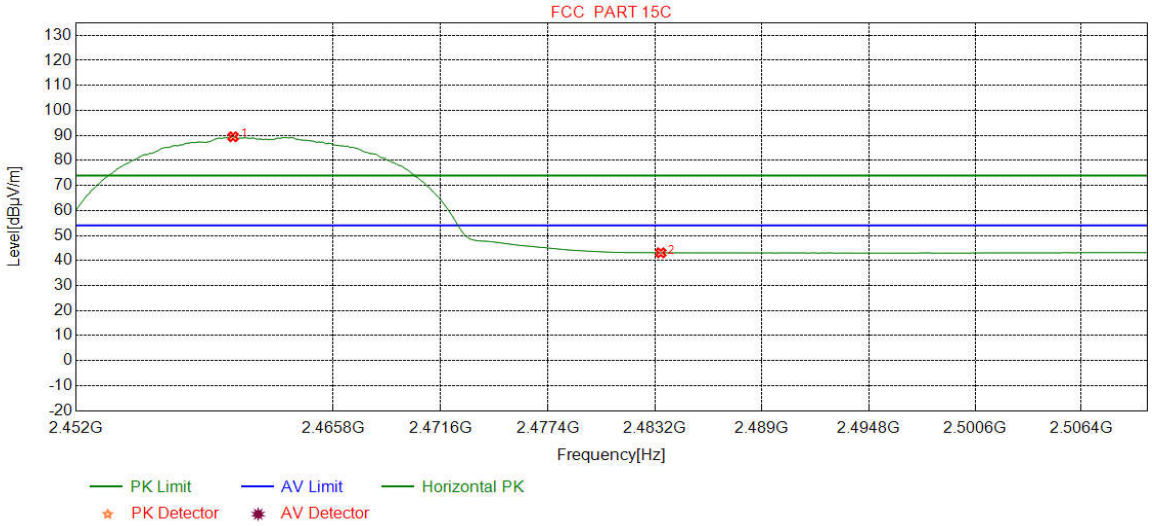

NO	Freq. [MHz]	Ant Factor [dB]	Cable loss [dB]	Pream gain [dB]	Reading [dBµV]	Level [dBµV/m]	Limit [dBµV/m]	Margin [dB]	Result	Polarity
1	2460.4205	32.34	13.48	-43.10	86.75	89.47	54.00	-35.47	Pass	Horizontal
2	2483.5000	32.38	13.38	-43.11	40.44	43.09	54.00	10.91	Pass	Horizontal

Mode:	802.11 b(1Mbps) Transmitting	Channel:	2462
Remark:	AV		

Test Graph

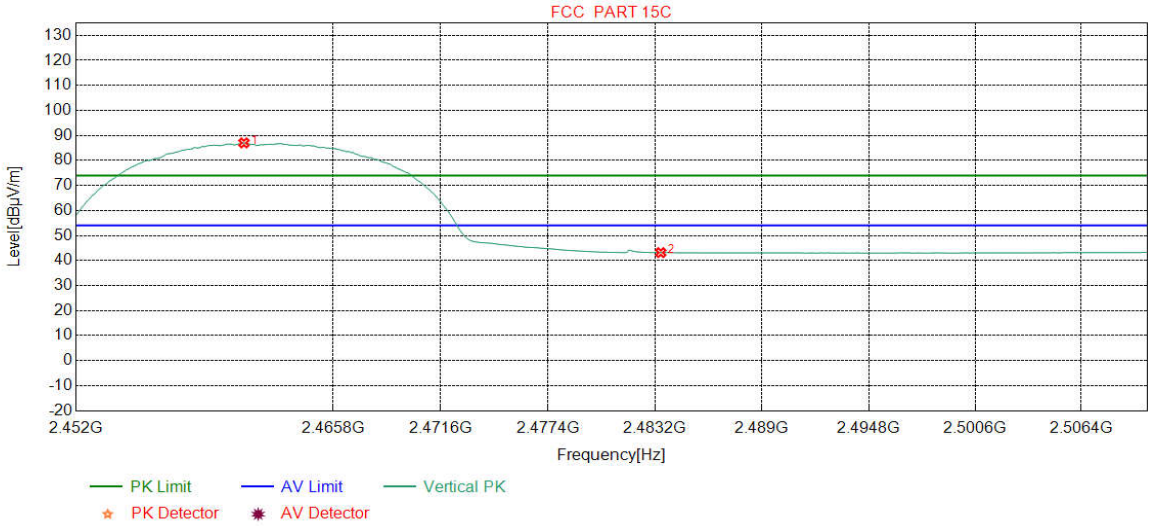

NO	Freq. [MHz]	Ant Factor [dB]	Cable loss [dB]	Pream gain [dB]	Reading [dBμV]	Level [dBμV/m]	Limit [dBμV/m]	Margin [dB]	Result	Polarity
1	2461.0013	32.35	13.48	-43.11	84.29	87.01	54.00	-33.01	Pass	Vertical
2	2483.5000	32.38	13.38	-43.11	40.51	43.16	54.00	10.84	Pass	Vertical

Mode:	802.11 g(6Mbps) Transmitting	Channel:	2412
Remark:	PK		

Test Graph

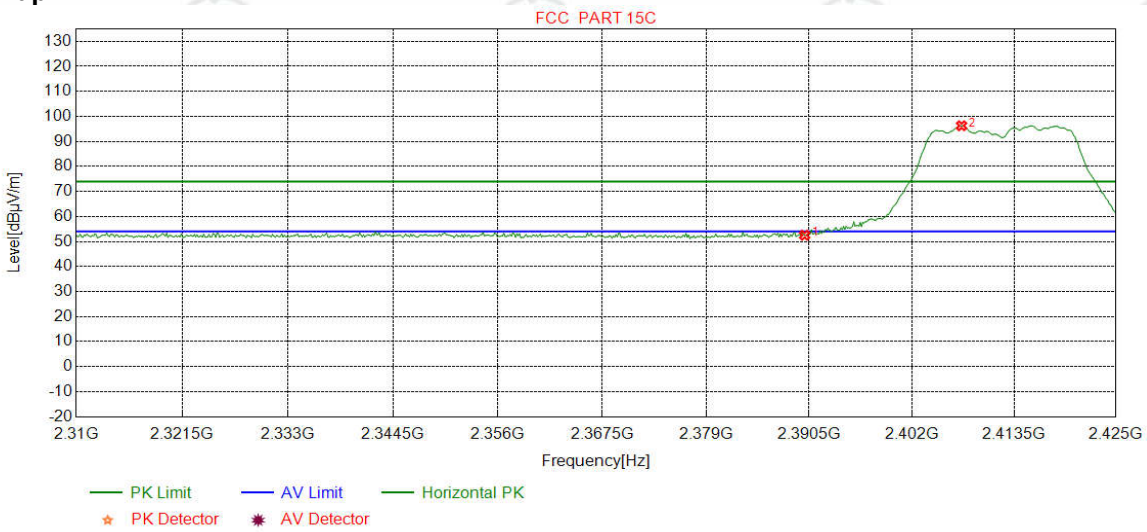

NO	Freq. [MHz]	Ant Factor [dB]	Cable loss [dB]	Pream gain [dB]	Reading [dBµV]	Level [dBµV/m]	Limit [dBµV/m]	Margin [dB]	Result	Polarity
1	2390.0000	32.25	13.37	-43.12	50.03	52.53	74.00	21.47	Pass	Horizontal
2	2407.5845	32.27	13.33	-43.11	93.76	96.25	74.00	-22.25	Pass	Horizontal

Mode:	802.11 g(6Mbps) Transmitting	Channel:	2412
Remark:	PK		

Test Graph

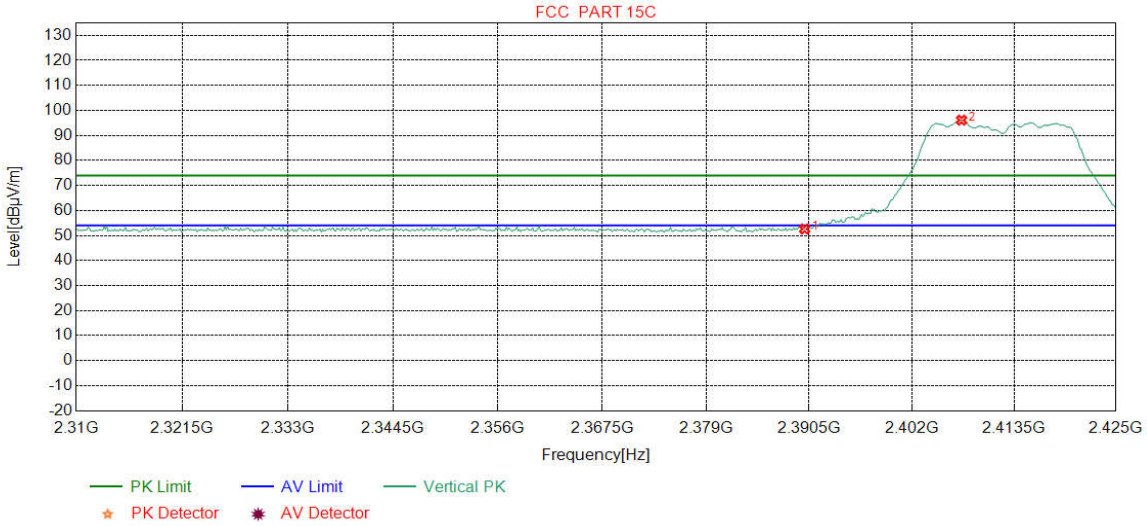

NO	Freq. [MHz]	Ant Factor [dB]	Cable loss [dB]	Pream gain [dB]	Reading [dBμV]	Level [dBμV/m]	Limit [dBμV/m]	Margin [dB]	Result	Polarity
1	2390.0000	32.25	13.37	-43.12	50.09	52.59	74.00	21.41	Pass	Vertical
2	2407.5845	32.27	13.33	-43.11	93.62	96.11	74.00	-22.11	Pass	Vertical

Mode:	802.11 g(6Mbps) Transmitting	Channel:	2412
Remark:	AV		

Test Graph

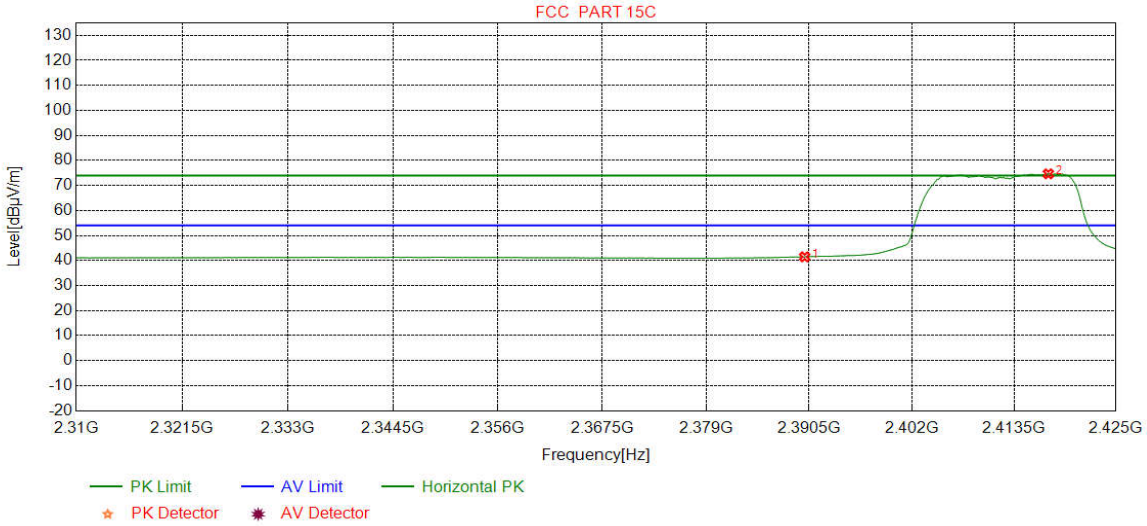

NO	Freq. [MHz]	Ant Factor [dB]	Cable loss [dB]	Pream gain [dB]	Reading [dBμV]	Level [dBμV/m]	Limit [dBμV/m]	Margin [dB]	Result	Polarity
1	2390.0000	32.25	13.37	-43.12	38.97	41.47	54.00	12.53	Pass	Horizontal
2	2417.3717	32.28	13.38	-43.11	72.10	74.65	54.00	-20.65	Pass	Horizontal

Mode:	802.11 g(6Mbps) Transmitting	Channel:	2412
Remark:	AV		

Test Graph

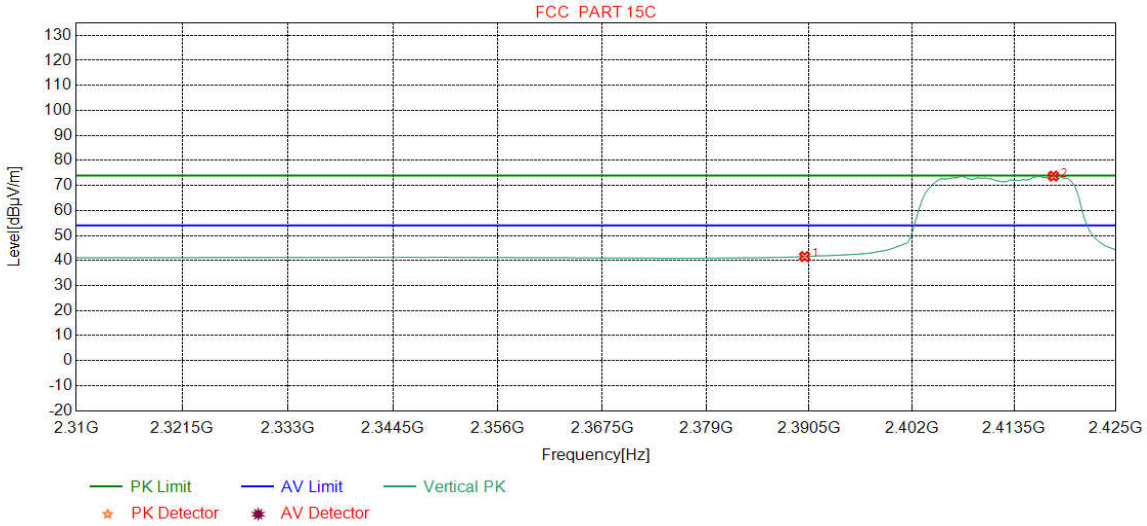

NO	Freq. [MHz]	Ant Factor [dB]	Cable loss [dB]	Pream gain [dB]	Reading [dBμV]	Level [dBμV/m]	Limit [dBμV/m]	Margin [dB]	Result	Polarity
1	2390.0000	32.25	13.37	-43.12	39.11	41.61	54.00	12.39	Pass	Vertical
2	2417.9474	32.29	13.38	-43.12	71.20	73.75	54.00	-19.75	Pass	Vertical

Mode:	802.11 g(6Mbps) Transmitting	Channel:	2462
Remark:	PK		

Test Graph

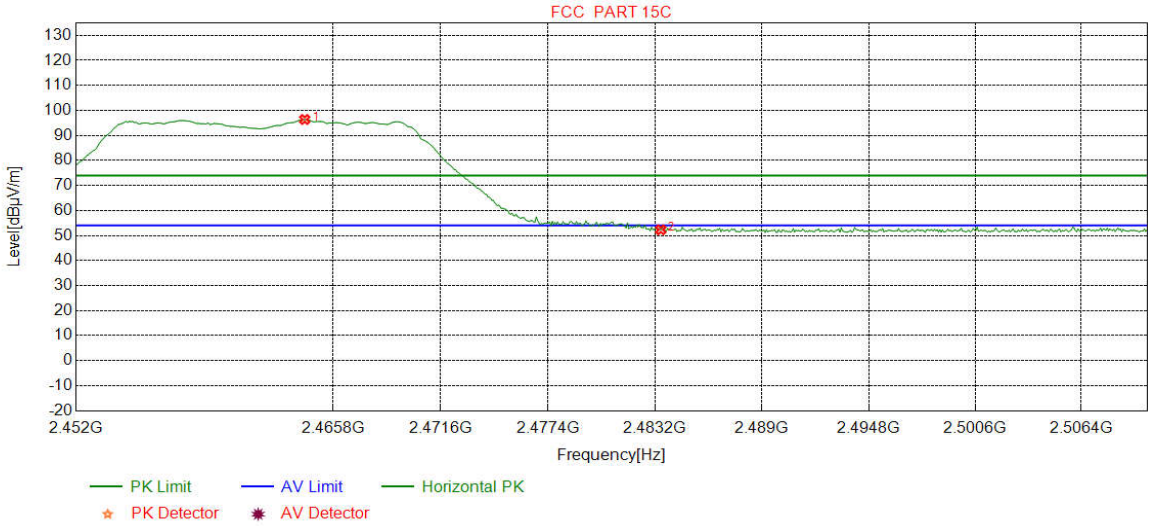

NO	Freq. [MHz]	Ant Factor [dB]	Cable loss [dB]	Pream gain [dB]	Reading [dBµV]	Level [dBµV/m]	Limit [dBµV/m]	Margin [dB]	Result	Polarity
1	2464.2678	32.35	13.46	-43.10	93.66	96.37	74.00	-22.37	Pass	Horizontal
2	2483.5000	32.38	13.38	-43.11	49.64	52.29	74.00	21.71	Pass	Horizontal

Mode:	802.11 g(6Mbps) Transmitting	Channel:	2462
Remark:	PK		

Test Graph

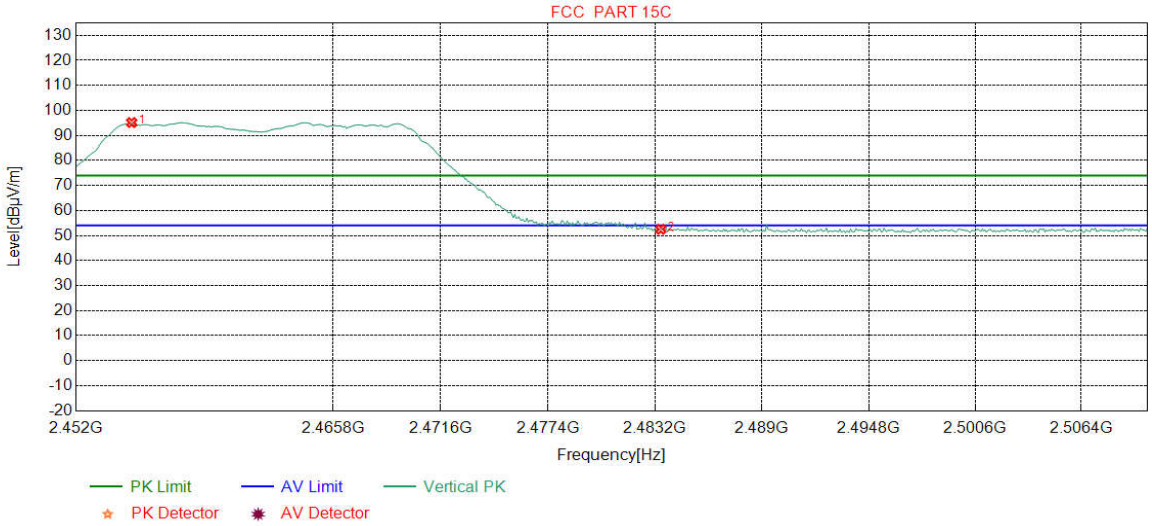

NO	Freq. [MHz]	Ant Factor [dB]	Cable loss [dB]	Pream gain [dB]	Reading [dBμV]	Level [dBμV/m]	Limit [dBμV/m]	Margin [dB]	Result	Polarity
1	2454.9762	32.34	13.51	-43.11	92.40	95.14	74.00	-21.14	Pass	Vertical
2	2483.5000	32.38	13.38	-43.11	49.82	52.47	74.00	21.53	Pass	Vertical

Mode:	802.11 g(6Mbps) Transmitting	Channel:	2462
Remark:	AV		

Test Graph

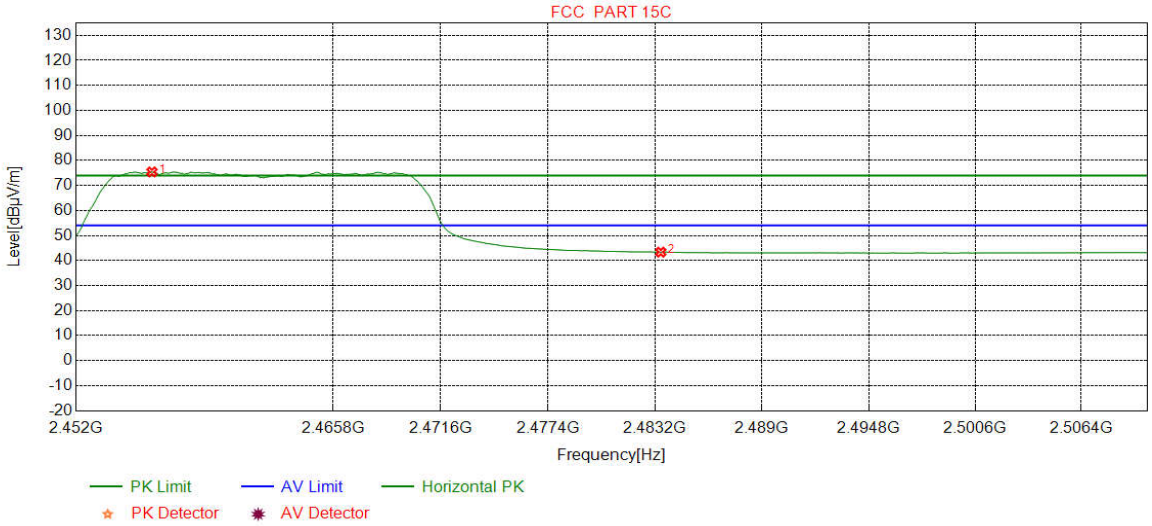

NO	Freq. [MHz]	Ant Factor [dB]	Cable loss [dB]	Pream gain [dB]	Reading [dBμV]	Level [dBμV/m]	Limit [dBμV/m]	Margin [dB]	Result	Polarity
1	2456.0651	32.34	13.50	-43.11	72.68	75.41	54.00	-21.41	Pass	Horizontal
2	2483.5000	32.38	13.38	-43.11	40.70	43.35	54.00	10.65	Pass	Horizontal

Mode:	802.11 g(6Mbps) Transmitting	Channel:	2462
Remark:	AV		

Test Graph

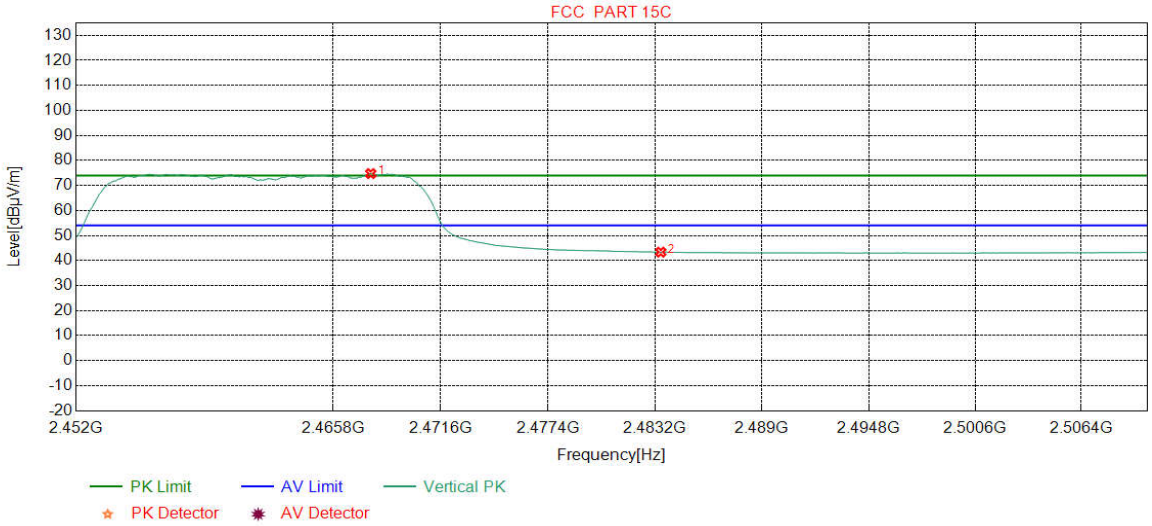

NO	Freq. [MHz]	Ant Factor [dB]	Cable loss [dB]	Pream gain [dB]	Reading [dBµV]	Level [dBµV/m]	Limit [dBµV/m]	Margin [dB]	Result	Polarity
1	2467.8248	32.35	13.45	-43.10	72.05	74.75	54.00	-20.75	Pass	Vertical
2	2483.5000	32.38	13.38	-43.11	40.70	43.35	54.00	10.65	Pass	Vertical

Mode:	802.11 n(HT20) (6.5Mbps) Transmitting	Channel:	2412
Remark:	PK		

Test Graph

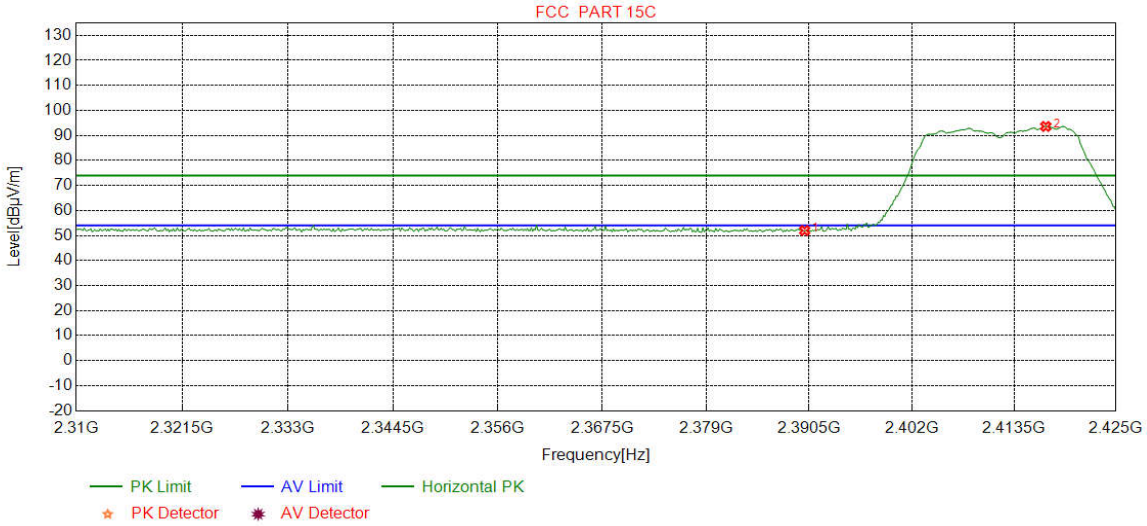

NO	Freq. [MHz]	Ant Factor [dB]	Cable loss [dB]	Pream gain [dB]	Reading [dBµV]	Level [dBµV/m]	Limit [dBµV/m]	Margin [dB]	Result	Polarity
1	2390.0000	32.25	13.37	-43.12	49.49	51.99	74.00	22.01	Pass	Horizontal
2	2417.0839	32.28	13.38	-43.11	91.04	93.59	74.00	-19.59	Pass	Horizontal

Mode:	802.11 n(HT20) (6.5Mbps) Transmitting	Channel:	2412
Remark:	PK		

Test Graph

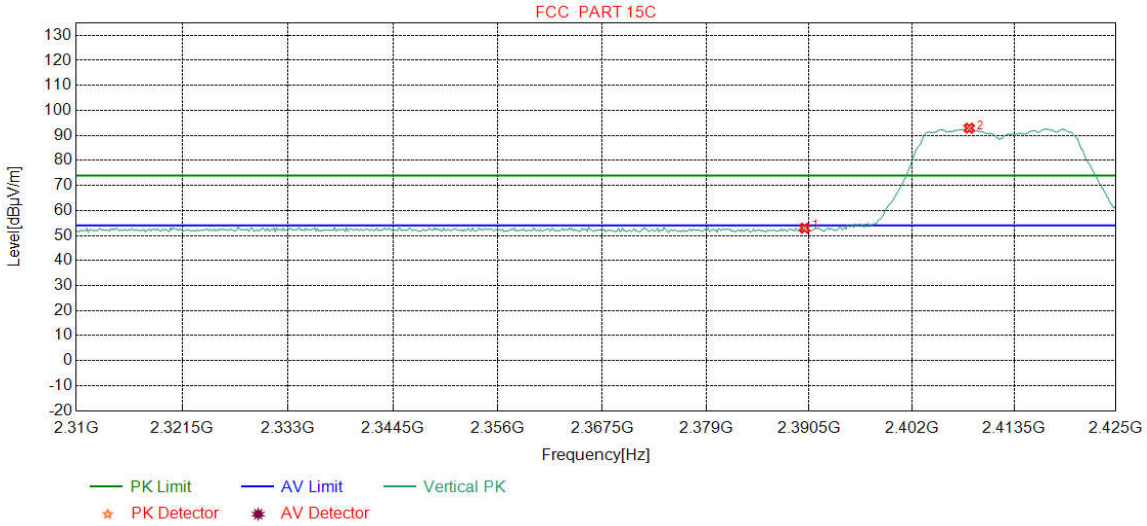

NO	Freq. [MHz]	Ant Factor [dB]	Cable loss [dB]	Pream gain [dB]	Reading [dBµV]	Level [dBµV/m]	Limit [dBµV/m]	Margin [dB]	Result	Polarity
1	2390.0000	32.25	13.37	-43.12	50.43	52.93	74.00	21.07	Pass	Vertical
2	2408.4481	32.27	13.34	-43.12	90.40	92.89	74.00	-18.89	Pass	Vertical

Mode:	802.11 n(HT20) (6.5Mbps) Transmitting	Channel:	2412
Remark:	AV		

Test Graph

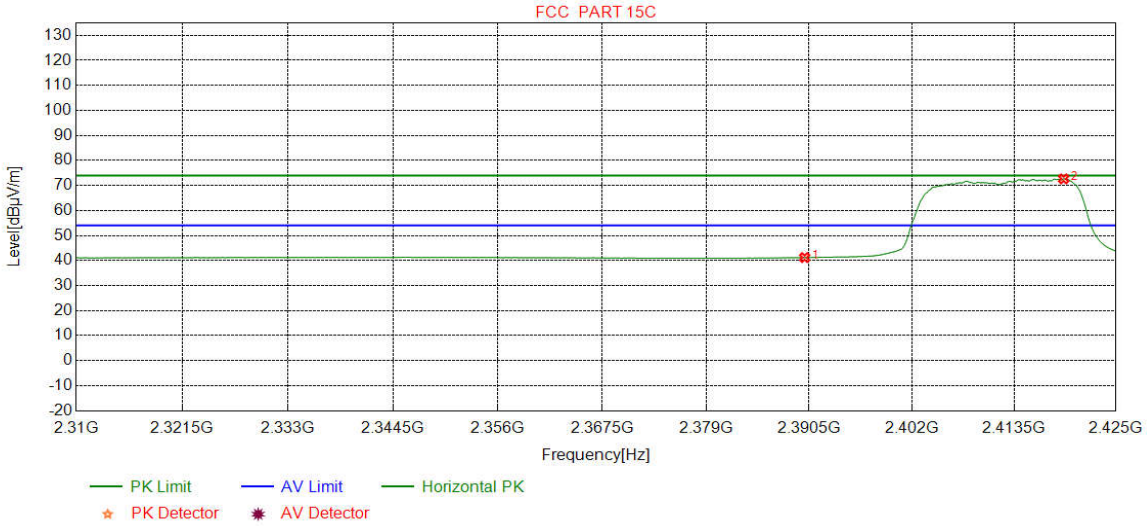

NO	Freq. [MHz]	Ant Factor [dB]	Cable loss [dB]	Pream gain [dB]	Reading [dBμV]	Level [dBμV/m]	Limit [dBμV/m]	Margin [dB]	Result	Polarity
1	2390.0000	32.25	13.37	-43.12	38.67	41.17	54.00	12.83	Pass	Horizontal
2	2419.0989	32.29	13.39	-43.12	70.08	72.64	54.00	-18.64	Pass	Horizontal

Mode:	802.11 n(HT20) (6.5Mbps) Transmitting	Channel:	2412
Remark:	AV		

Test Graph

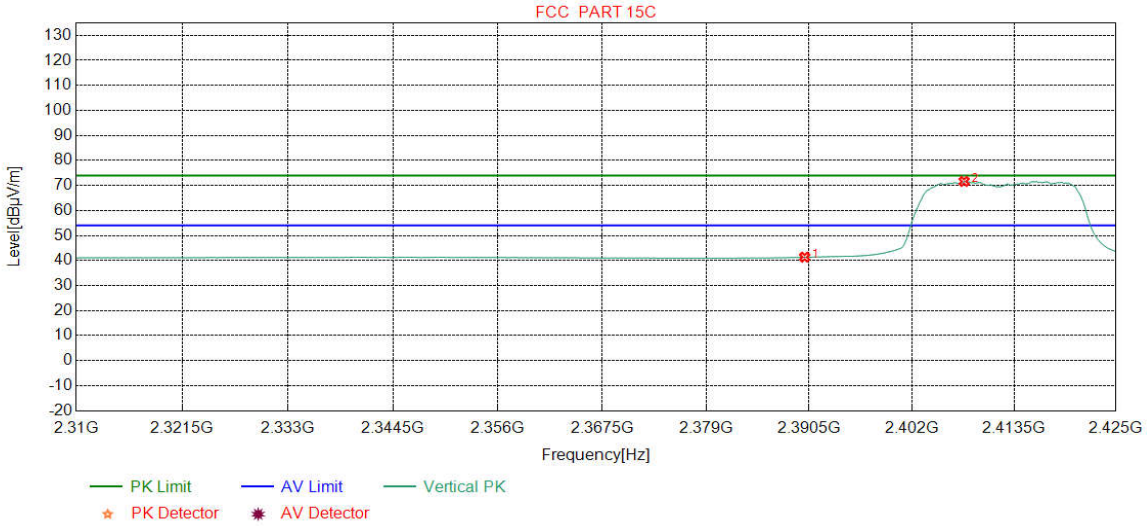

NO	Freq. [MHz]	Ant Factor [dB]	Cable loss [dB]	Pream gain [dB]	Reading [dBμV]	Level [dBμV/m]	Limit [dBμV/m]	Margin [dB]	Result	Polarity
1	2390.0000	32.25	13.37	-43.12	38.85	41.35	54.00	12.65	Pass	Vertical
2	2407.8723	32.27	13.34	-43.12	69.12	71.61	54.00	-17.61	Pass	Vertical

Mode:	802.11 n(HT20) (6.5Mbps) Transmitting	Channel:	2462
Remark:	PK		

Test Graph

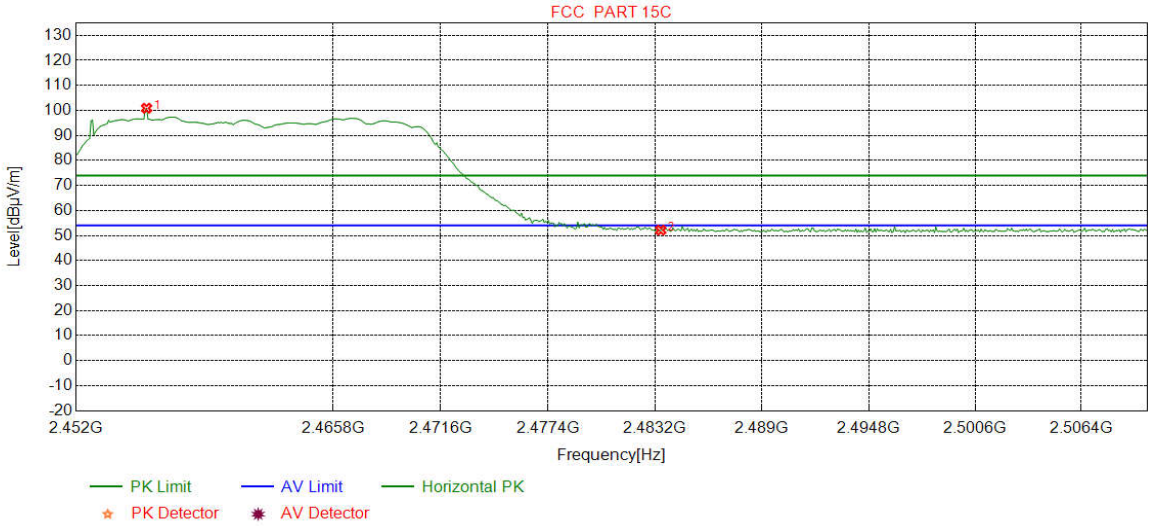

NO	Freq. [MHz]	Ant Factor [dB]	Cable loss [dB]	Pream gain [dB]	Reading [dBμV]	Level [dBμV/m]	Limit [dBμV/m]	Margin [dB]	Result	Polarity
1	2455.7747	32.34	13.50	-43.11	98.14	100.87	74.00	-26.87	Pass	Horizontal
2	2483.5000	32.38	13.38	-43.11	49.48	52.13	74.00	21.87	Pass	Horizontal

Mode:	802.11 n(HT20) (6.5Mbps) Transmitting	Channel:	2462
Remark:	PK		

Test Graph

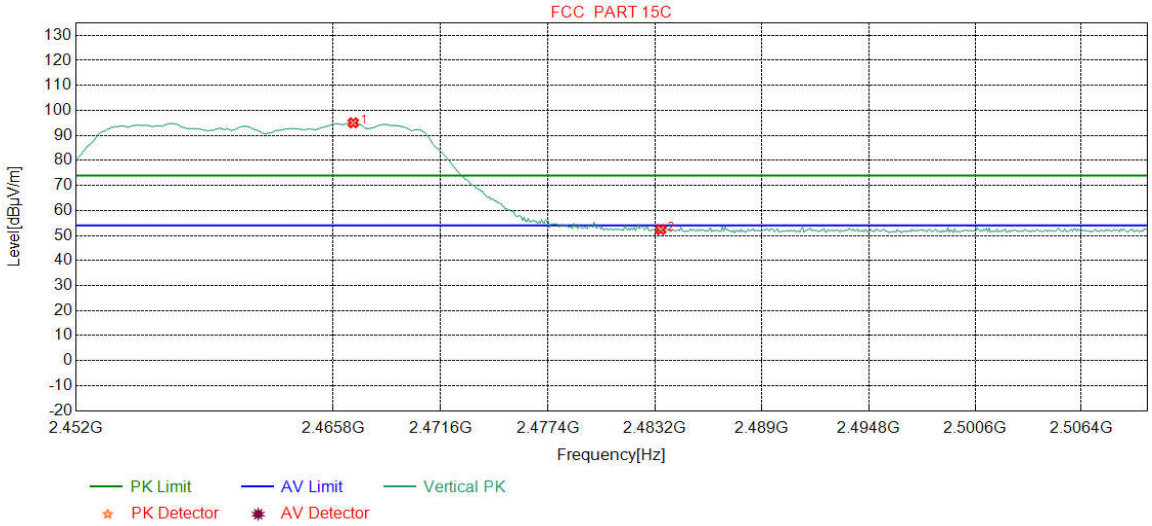

NO	Freq. [MHz]	Ant Factor [dB]	Cable loss [dB]	Pream gain [dB]	Reading [dBμV]	Level [dBμV/m]	Limit [dBμV/m]	Margin [dB]	Result	Polarity
1	2466.8811	32.35	13.45	-43.10	92.34	95.04	74.00	-21.04	Pass	Vertical
2	2483.5000	32.38	13.38	-43.11	49.73	52.38	74.00	21.62	Pass	Vertical

Mode:	802.11 n(HT20) (6.5Mbps) Transmitting	Channel:	2462
Remark:	AV		

Test Graph

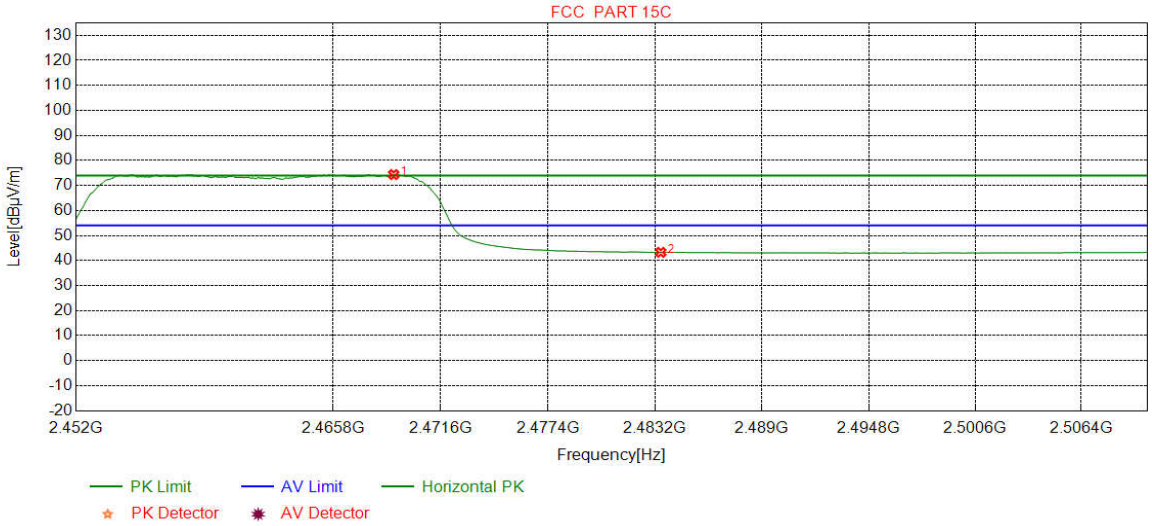

NO	Freq. [MHz]	Ant Factor [dB]	Cable loss [dB]	Pream gain [dB]	Reading [dBµV]	Level [dBµV/m]	Limit [dBµV/m]	Margin [dB]	Result	Polarity
1	2469.0588	32.36	13.44	-43.11	71.66	74.35	54.00	-20.35	Pass	Horizontal
2	2483.5000	32.38	13.38	-43.11	40.62	43.27	54.00	10.73	Pass	Horizontal

Mode:	802.11 n(HT20) (6.5Mbps) Transmitting	Channel:	2462
Remark:	AV		

Test Graph

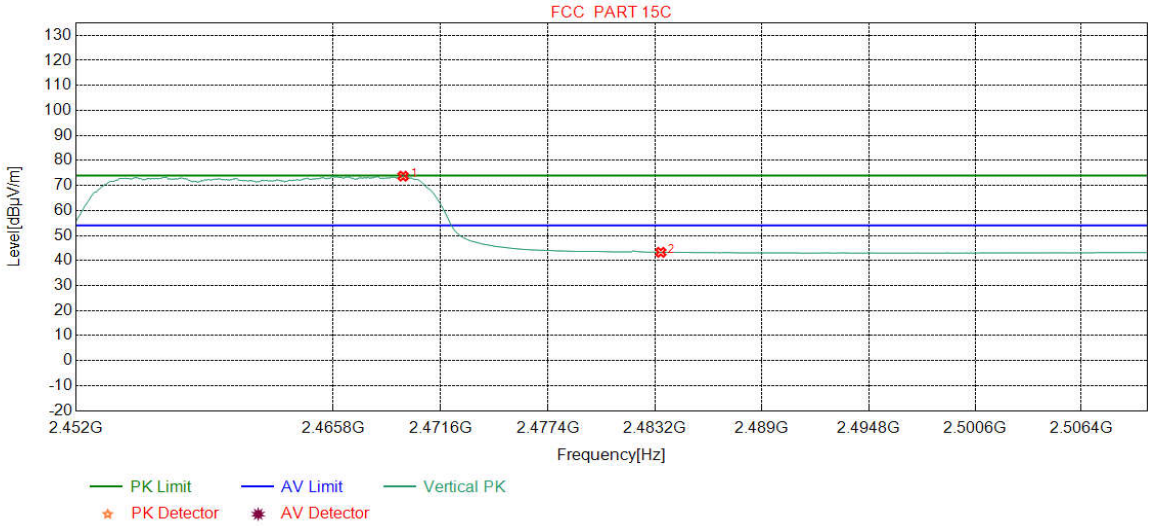

NO	Freq. [MHz]	Ant Factor [dB]	Cable loss [dB]	Pream gain [dB]	Reading [dBµV]	Level [dBµV/m]	Limit [dBµV/m]	Margin [dB]	Result	Polarity
1	2469.5670	32.36	13.44	-43.11	71.02	73.71	54.00	-19.71	Pass	Vertical
2	2483.5000	32.38	13.38	-43.11	40.63	43.28	54.00	10.72	Pass	Vertical

Mode:	802.11 n(HT40) (13.5Mbps) Transmitting	Channel:	2422
Remark	PK		

Test Graph

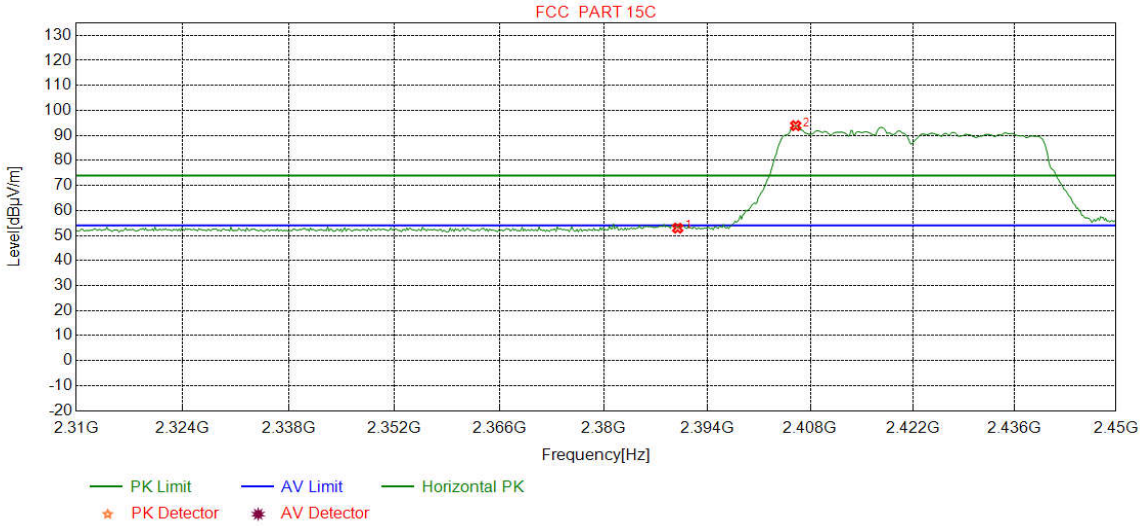

NO	Freq. [MHz]	Ant Factor [dB]	Cable loss [dB]	Pream gain [dB]	Reading [dBµV]	Level [dBµV/m]	Limit [dBµV/m]	Margin [dB]	Result	Polarity
1	2390.0000	32.25	13.37	-43.12	50.45	52.95	74.00	21.05	Pass	Horizontal
2	2406.0200	32.27	13.33	-43.12	91.43	93.91	74.00	-19.91	Pass	Horizontal

Mode:	802.11 n(HT40) (13.5Mbps) Transmitting	Channel:	2422
Remar	PK		

Test Graph

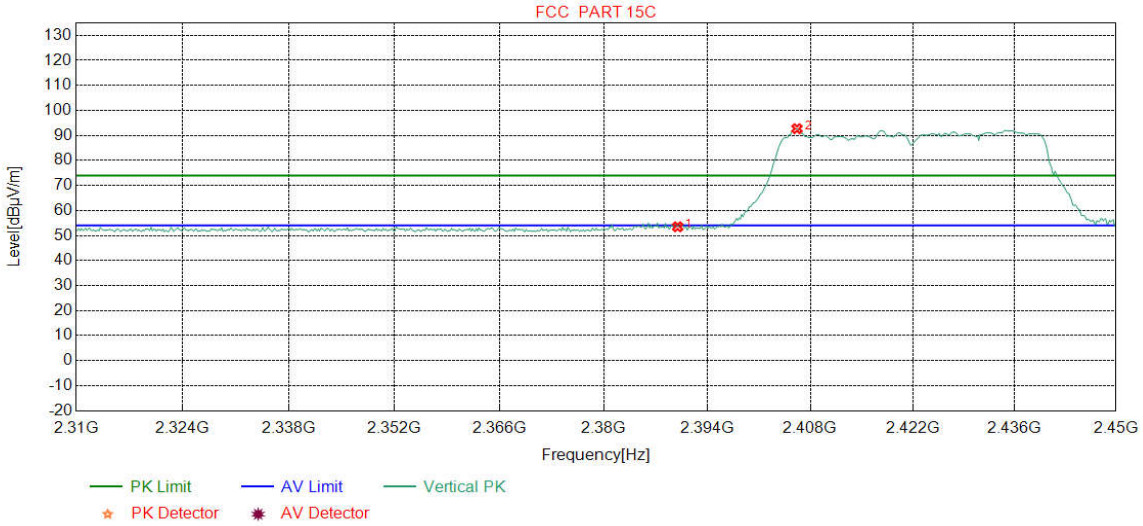

NO	Freq. [MHz]	Ant Factor [dB]	Cable loss [dB]	Pream gain [dB]	Reading [dBµV]	Level [dBµV/m]	Limit [dBµV/m]	Margin [dB]	Result	Polarity
1	2390.0000	32.25	13.37	-43.12	50.99	53.49	74.00	20.51	Pass	Vertical
2	2406.1952	32.27	13.33	-43.12	90.22	92.70	74.00	-18.70	Pass	Vertical

Mode:	802.11 n(HT40) (13.5Mbps) Transmitting	Channel:	2422
Remar	AV		

Test Graph

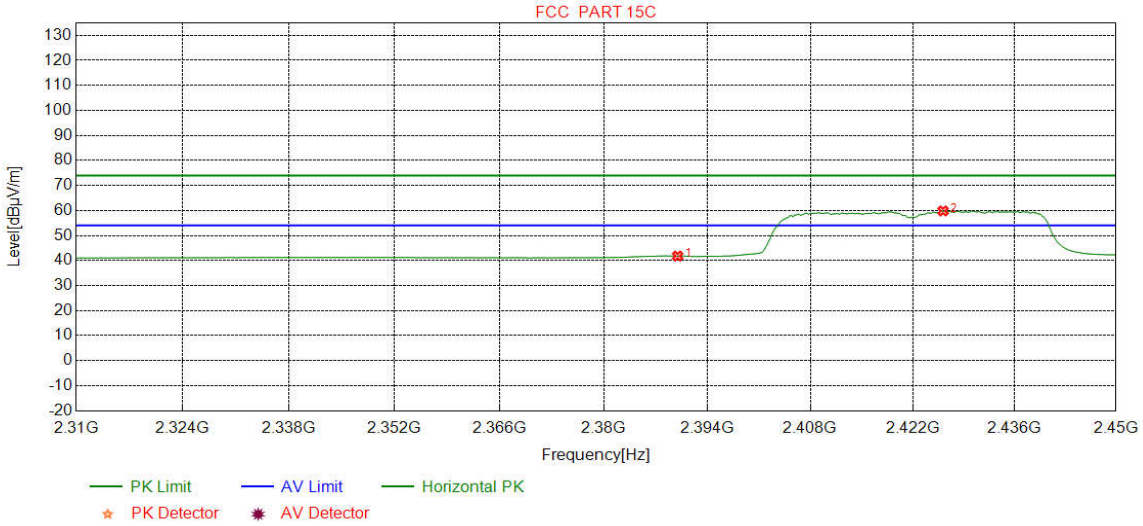

NO	Freq. [MHz]	Ant Factor [dB]	Cable loss [dB]	Pream gain [dB]	Reading [dBµV]	Level [dBµV/m]	Limit [dBµV/m]	Margin [dB]	Result	Polarity
1	2390.0000	32.25	13.37	-43.12	39.28	41.78	54.00	12.22	Pass	Horizontal
2	2426.1702	32.30	13.42	-43.12	57.23	59.83	54.00	-5.83	Pass	Horizontal

Mode:	802.11 n(HT40) (13.5Mbps) Transmitting	Channel:	2422
Remark:	AV		

Test Graph

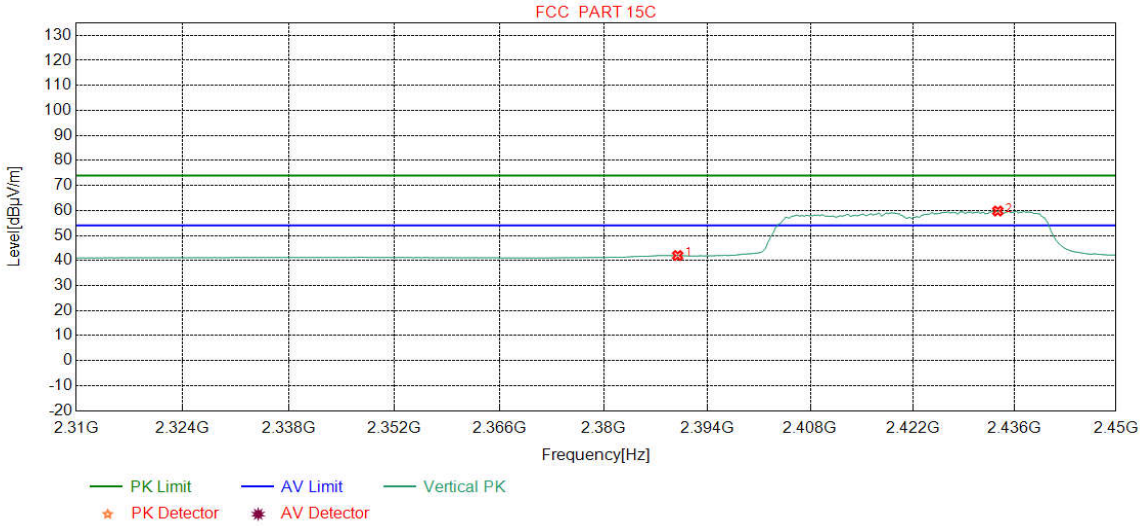

NO	Freq. [MHz]	Ant Factor [dB]	Cable loss [dB]	Pream gain [dB]	Reading [dBµV]	Level [dBµV/m]	Limit [dBµV/m]	Margin [dB]	Result	Polarity
1	2390.0000	32.25	13.37	-43.12	39.49	41.99	54.00	12.01	Pass	Vertical
2	2433.7046	32.31	13.46	-43.12	57.13	59.78	54.00	-5.78	Pass	Vertical

Mode:	802.11 n(HT40) (13.5Mbps) Transmitting	Channel:	2452
Remar	PK		

Test Graph

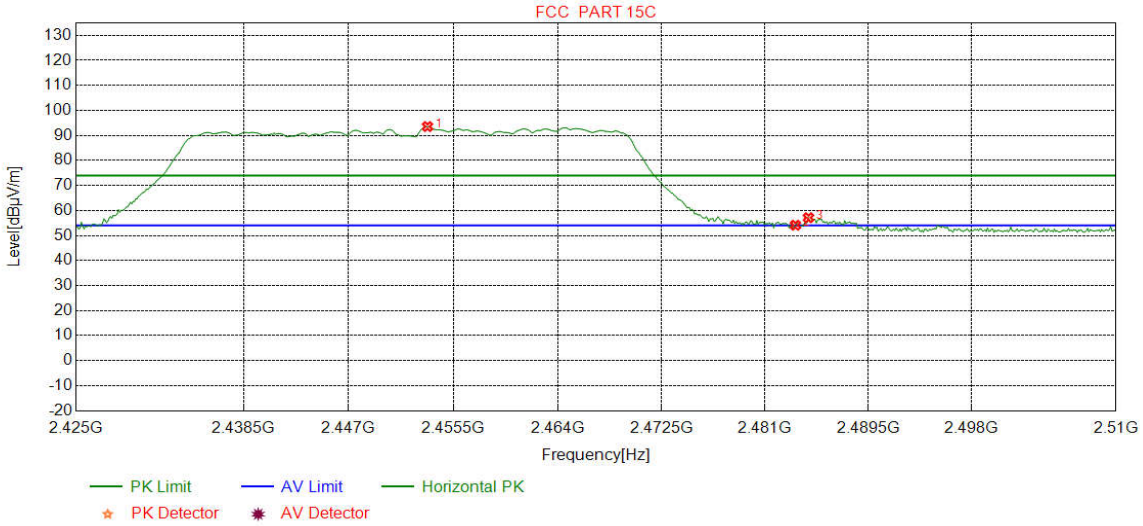

NO	Freq. [MHz]	Ant Factor [dB]	Cable loss [dB]	Pream gain [dB]	Reading [dBµV]	Level [dBµV/m]	Limit [dBµV/m]	Margin [dB]	Result	Polarity
1	2453.4043	32.33	13.51	-43.10	90.81	93.55	74.00	-19.55	Pass	Horizontal
2	2483.5000	32.38	13.38	-43.11	51.46	54.11	74.00	19.89	Pass	Horizontal
3	2484.5745	32.38	13.37	-43.10	54.45	57.10	74.00	16.90	Pass	Horizontal

Mode:	802.11 n(HT40) (13.5Mbps) Transmitting	Channel:	2452
Remark:	PK		

Test Graph

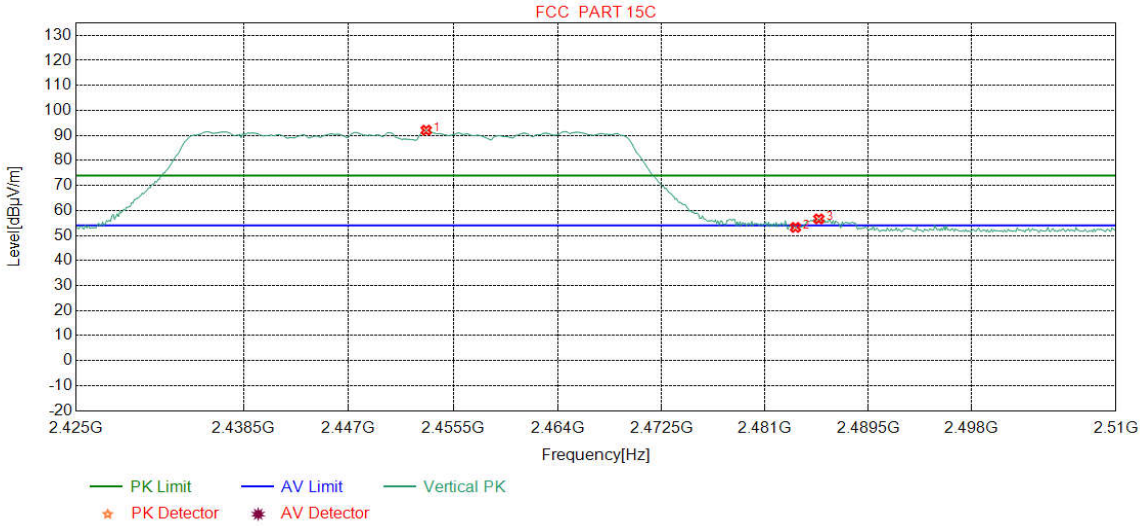

NO	Freq. [MHz]	Ant Factor [dB]	Cable loss [dB]	Pream gain [dB]	Reading [dBµV]	Level [dBµV/m]	Limit [dBµV/m]	Margin [dB]	Result	Polarity
1	2453.2979	32.33	13.51	-43.10	89.33	92.07	74.00	-18.07	Pass	Vertical
2	2483.5000	32.38	13.38	-43.11	50.58	53.23	74.00	20.77	Pass	Vertical
3	2485.4255	32.38	13.37	-43.11	53.99	56.63	74.00	17.37	Pass	Vertical

Mode:	802.11 n(HT40) (13.5Mbps) Transmitting	Channel:	2452
Remark:	AV		

Test Graph

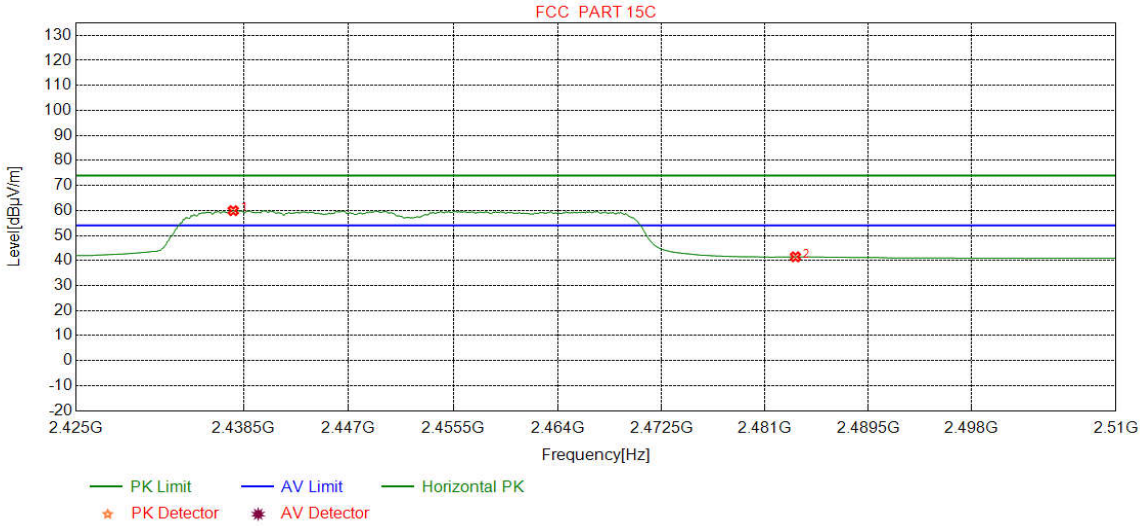

NO	Freq. [MHz]	Ant Factor [dB]	Cable loss [dB]	Pream gain [dB]	Reading [dBμV]	Level [dBμV/m]	Limit [dBμV/m]	Margin [dB]	Result	Polarity
1	2437.6596	32.31	13.47	-43.11	57.25	59.92	54.00	-5.92	Pass	Horizontal
2	2483.5000	32.38	13.38	-43.11	38.83	41.48	54.00	12.52	Pass	Horizontal

Mode:	802.11 n(HT40) (13.5Mbps) Transmitting	Channel:	2452
Remark:	AV		

Test Graph

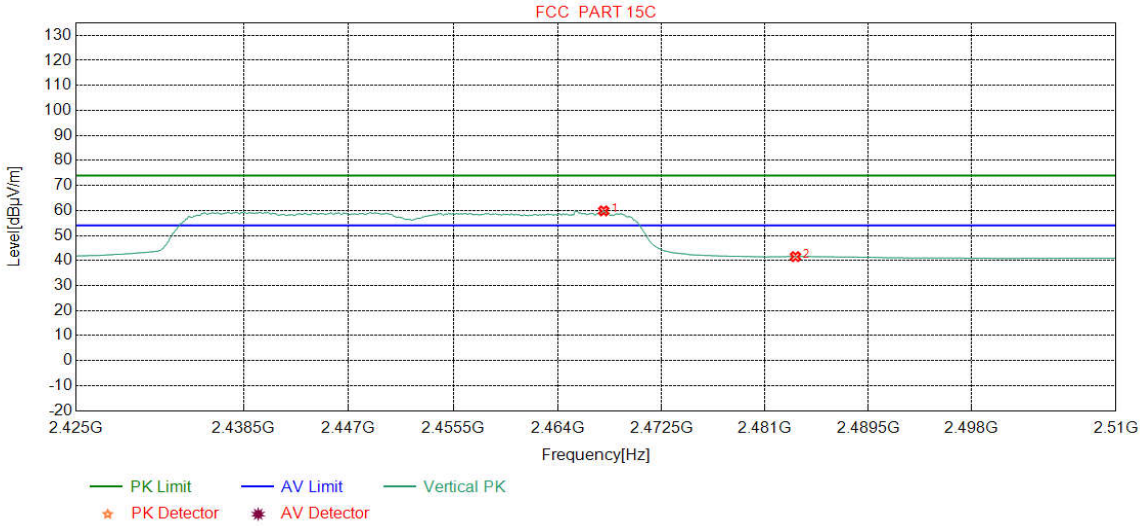

NO	Freq. [MHz]	Ant Factor [dB]	Cable loss [dB]	Pream gain [dB]	Reading [dBµV]	Level [dBµV/m]	Limit [dBµV/m]	Margin [dB]	Result	Polarity
1	2467.7660	32.35	13.45	-43.10	57.14	59.84	54.00	-5.84	Pass	Vertical
2	2483.5000	32.38	13.38	-43.11	38.90	41.55	54.00	12.45	Pass	Vertical

Note:

1) Through Pre-scan transmitting mode and charge+transmitter mode with all kind of modulation and data rate, find the 11Mbps of rate is the worst case of 802.11b; 6Mbpsof rate is the worst case of 802.11g; 6.5Mbps of rate is the worst case of 802.11n(HT20) ; 13.5Mbps of rate is the worst case of 802.11n(HT40),and then Only the worst case is recorded in the report.

2) The field strength is calculated by adding the Antenna Factor, Cable Factor & Preamplifier. The basic equation with a sample calculation is as follows:

Final Test Level =Receiver Reading - Correct Factor

Correct Factor = *Preamplifier Factor– Antenna Factor–Cable Factor*

Appendix I): Radiated Spurious Emissions

Receiver Setup:

Frequency	Detector	RBW	VBW	Remark
0.009MHz-0.090MHz	Peak	10kHz	30kHz	Peak
0.009MHz-0.090MHz	Average	10kHz	30kHz	Average
0.090MHz-0.110MHz	Quasi-peak	10kHz	30kHz	Quasi-peak
0.110MHz-0.490MHz	Peak	10kHz	30kHz	Peak
0.110MHz-0.490MHz	Average	10kHz	30kHz	Average
0.490MHz -30MHz	Quasi-peak	10kHz	30kHz	Quasi-peak
30MHz-1GHz	Quasi-peak	120kHz	300kHz	Quasi-peak
Above 1GHz	Peak	1MHz	3MHz	Peak
	Peak	1MHz	10Hz	Average

Test Procedure:

Below 1GHz test procedure as below:

a. The EUT was placed on the top of a rotating table 0.8 meters above the ground at a 3 meter semi-anechoic camber. The table was rotated 360 degrees to determine the position of the highest radiation.
b. The EUT was set 3 meters away from the interference-receiving antenna, which was mounted on the top of a variable-height antenna tower.
c. The antenna height is varied from one meter to four meters above the ground to determine the maximum value of the field strength. Both horizontal and vertical polarizations of the antenna are set to make the measurement.
d. For each suspected emission, the EUT was arranged to its worst case and then the antenna was tuned to heights from 1 meter to 4 meters (for the test frequency of below 30MHz, the antenna was tuned to heights 1 meter) and the rotatable was turned from 0 degrees to 360 degrees to find the maximum reading.
e. The test-receiver system was set to Peak Detect Function and Specified Bandwidth with Maximum Hold Mode.
f. If the emission level of the EUT in peak mode was 10dB lower than the limit specified, then testing could be stopped and the peak values of the EUT would be reported. Otherwise the emissions that did not have 10dB margin would be re-tested one by one using peak, quasi-peak or average method as specified and then reported in a data sheet.

Above 1GHz test procedure as below:

g. Different between above is the test site, change from Semi- Anechoic Chamber to fully Anechoic Chamber and change form table 0.8 meter to 1.5 meter(Above 18GHz the distance is 1 meter and table is 1.5 meter)..
h. Test the EUT in the lowest channel ,the middle channel ,the Highest channel
i. The radiation measurements are performed in X, Y, Z axis positioning for Transmitting mode, and found the X axis positioning which it is worse case.
j. Repeat above procedures until all frequencies measured was complete.

Limit:

Frequency	Field strength (microvolt/meter)	Limit (dBμV/m)	Remark	Measurement distance (m)
0.009MHz-0.490MHz	2400/F(kHz)	-	-	300
0.490MHz-1.705MHz	24000/F(kHz)	-	-	30
1.705MHz-30MHz	30	-	-	30
30MHz-88MHz	100	40.0	Quasi-peak	3
88MHz-216MHz	150	43.5	Quasi-peak	3
216MHz-960MHz	200	46.0	Quasi-peak	3
960MHz-1GHz	500	54.0	Quasi-peak	3
Above 1GHz	500	54.0	Average	3

Note: 15.35(b), Unless otherwise specified, the limit on peak radio frequency emissions is 20dB above the maximum permitted average emission limit applicable to the equipment under test. This peak limit applies to the total peak emission level radiated by the device.

Radiated Spurious Emissions test Data:

Radiated Emission below 1GHz

Mode:			802.11 b(1Mbps) Transmitting					Channel:		2437	
NO	Freq. [MHz]	Ant Factor [dB]	Cable loss [dB]	Pream gain [dB]	Reading [dBμV]	Level [dBμV/m]	Limit [dBμV/m]	Margin [dB]	Result	Polarity	Remark
1	48.0438	13.20	0.78	-31.96	38.74	20.76	40.00	19.24	Pass	H	PK
2	76.7587	7.72	1.02	-31.95	45.85	22.64	40.00	17.36	Pass	H	PK
3	167.9478	8.34	1.52	-31.97	57.06	34.95	43.50	8.55	Pass	H	PK
4	285.6206	12.91	2.01	-31.90	54.57	37.59	46.00	8.41	Pass	H	PK
5	600.0290	19.00	2.96	-31.50	52.24	42.70	46.00	3.30	Pass	H	PK
6	899.9830	22.10	3.60	-31.40	41.93	36.23	46.00	9.77	Pass	H	PK
7	35.3355	10.81	0.65	-31.41	45.52	25.57	40.00	14.43	Pass	V	PK
8	76.8557	7.70	1.02	-31.95	44.68	21.45	40.00	18.55	Pass	V	PK
9	195.0135	10.43	1.64	-31.94	48.91	29.04	43.50	14.46	Pass	V	PK
10	285.6206	12.91	2.01	-31.90	55.29	38.31	46.00	7.69	Pass	V	PK
11	600.0290	19.00	2.96	-31.50	50.22	40.68	46.00	5.32	Pass	V	PK
12	899.9830	22.10	3.60	-31.40	46.83	41.13	46.00	4.87	Pass	V	PK

Radiated Emission above 1GHz

Mode:			802.11 b(1Mbps) Transmitting					Channel:		2412	
NO	Freq. [MHz]	Ant Factor [dB]	Cable loss [dB]	Pream gain [dB]	Reading [dBμV]	Level [dBμV/m]	Limit [dBμV/m]	Margin [dB]	Result	Polarity	Remark
1	1062.4062	27.96	2.52	-43.03	56.65	44.10	74.00	29.90	Pass	H	PK
2	2126.7127	31.88	3.62	-43.18	57.34	49.66	74.00	24.34	Pass	H	PK
3	4500.1000	34.50	4.63	-42.80	52.57	48.90	74.00	25.10	Pass	H	PK
4	4824.0000	34.50	4.61	-42.80	48.00	44.31	74.00	29.69	Pass	H	PK
5	7236.0000	36.34	5.79	-42.16	46.23	46.20	74.00	27.80	Pass	H	PK
6	9648.0000	37.66	6.72	-42.10	47.95	50.23	74.00	23.77	Pass	H	PK
7	1594.2594	29.02	3.07	-42.91	55.61	44.79	74.00	29.21	Pass	V	PK
8	2128.3128	31.88	3.62	-43.18	60.78	53.10	74.00	20.90	Pass	V	PK
9	4262.0841	34.17	4.48	-42.89	52.56	48.32	74.00	25.68	Pass	V	PK
10	4824.0000	34.50	4.61	-42.80	48.08	44.39	74.00	29.61	Pass	V	PK
11	7236.0000	36.34	5.79	-42.16	46.62	46.59	74.00	27.41	Pass	V	PK
12	9648.0000	37.66	6.72	-42.10	48.03	50.31	74.00	23.69	Pass	V	PK

Mode:			802.11 b(1Mbps) Transmitting					Channel:		2437	
NO	Freq. [MHz]	Ant Factor [dB]	Cable loss [dB]	Pream gain [dB]	Reading [dBμV]	Level [dBμV/m]	Limit [dBμV/m]	Margin [dB]	Result	Polarity	Remark
1	1063.2063	27.96	2.52	-43.03	58.01	45.46	74.00	28.54	Pass	H	PK
2	1593.2593	29.02	3.06	-42.91	54.00	43.17	74.00	30.83	Pass	H	PK
3	2127.7128	31.88	3.62	-43.18	58.78	51.10	74.00	22.90	Pass	H	PK
4	4874.0000	34.50	4.78	-42.80	47.69	44.17	74.00	29.83	Pass	H	PK
5	7311.0000	36.41	5.85	-42.14	45.89	46.01	74.00	27.99	Pass	H	PK
6	9748.0000	37.70	6.77	-42.10	47.52	49.89	74.00	24.11	Pass	H	PK
7	1599.4599	29.06	3.07	-42.91	57.40	46.62	74.00	27.38	Pass	V	PK
8	2128.3128	31.88	3.62	-43.18	61.61	53.93	74.00	20.07	Pass	V	PK
9	2665.1665	32.66	4.10	-43.10	60.28	53.94	74.00	20.06	Pass	V	PK
10	4874.0000	34.50	4.78	-42.80	48.01	44.49	74.00	29.51	Pass	V	PK
11	7311.0000	36.41	5.85	-42.14	45.90	46.02	74.00	27.98	Pass	V	PK
12	9748.0000	37.70	6.77	-42.10	47.28	49.65	74.00	24.35	Pass	V	PK

Mode:			802.11 b(1Mbps) Transmitting					Channel:		2462	
NO	Freq. [MHz]	Ant Factor [dB]	Cable loss [dB]	Pream gain [dB]	Reading [dBμV]	Level [dBμV/m]	Limit [dBμV/m]	Margin [dB]	Result	Polarity	Remark
1	1063.0063	27.96	2.52	-43.03	56.17	43.62	74.00	30.38	Pass	H	PK
2	1799.8800	30.38	3.32	-42.71	52.53	43.52	74.00	30.48	Pass	H	PK
3	2127.3127	31.88	3.62	-43.18	59.76	52.08	74.00	21.92	Pass	H	PK
4	4924.0000	34.50	4.85	-42.80	47.05	43.60	74.00	30.40	Pass	H	PK
5	7386.0000	36.49	5.85	-42.13	46.53	46.74	74.00	27.26	Pass	H	PK
6	9848.0000	37.74	6.83	-42.10	46.67	49.14	74.00	24.86	Pass	H	PK
7	1595.6596	29.03	3.07	-42.91	54.93	44.12	74.00	29.88	Pass	V	PK
8	1799.8800	30.38	3.32	-42.71	53.19	44.18	74.00	29.82	Pass	V	PK
9	2124.1124	31.87	3.61	-43.17	60.61	52.92	74.00	21.08	Pass	V	PK
10	4924.0000	34.50	4.85	-42.80	46.83	43.38	74.00	30.62	Pass	V	PK
11	7386.0000	36.49	5.85	-42.13	46.40	46.61	74.00	27.39	Pass	V	PK
12	9848.0000	37.74	6.83	-42.10	46.49	48.96	74.00	25.04	Pass	V	PK

Mode:			802.11 g(6Mbps) Transmitting					Channel:		2412	
NO	Freq. [MHz]	Ant Factor [dB]	Cable loss [dB]	Pream gain [dB]	Reading [dBμV]	Level [dBμV/m]	Limit [dBμV/m]	Margin [dB]	Result	Polarity	Remark
1	1065.2065	27.97	2.53	-43.04	56.30	43.76	74.00	30.24	Pass	H	PK
2	2125.1125	31.88	3.62	-43.18	59.05	51.37	74.00	22.63	Pass	H	PK
3	4500.1000	34.50	4.63	-42.80	51.85	48.18	74.00	25.82	Pass	H	PK
4	4824.0000	34.50	4.61	-42.80	47.39	43.70	74.00	30.30	Pass	H	PK
5	7236.0000	36.34	5.79	-42.16	45.96	45.93	74.00	28.07	Pass	H	PK
6	9648.0000	37.66	6.72	-42.10	46.10	48.38	74.00	25.62	Pass	H	PK
7	1598.6599	29.05	3.07	-42.90	58.69	47.91	74.00	26.09	Pass	V	PK
8	2124.7125	31.87	3.61	-43.17	59.73	52.04	74.00	21.96	Pass	V	PK
9	2664.7665	32.66	4.10	-43.10	57.70	51.36	74.00	22.64	Pass	V	PK
10	4824.0000	34.50	4.61	-42.80	48.51	44.82	74.00	29.18	Pass	V	PK
11	7236.0000	36.34	5.79	-42.16	45.80	45.77	74.00	28.23	Pass	V	PK
12	9648.0000	37.66	6.72	-42.10	46.99	49.27	74.00	24.73	Pass	V	PK

Mode:			802.11 g(6Mbps) Transmitting					Channel:		2437	
NO	Freq. [MHz]	Ant Factor [dB]	Cable loss [dB]	Pream gain [dB]	Reading [dBμV]	Level [dBμV/m]	Limit [dBμV/m]	Margin [dB]	Result	Polarity	Remark
1	1799.8800	30.38	3.32	-42.71	52.28	43.27	74.00	30.73	Pass	H	PK
2	2128.7129	31.88	3.62	-43.17	59.55	51.88	74.00	22.12	Pass	H	PK
3	2916.7917	33.07	4.39	-43.11	51.29	45.64	74.00	28.36	Pass	H	PK
4	4874.0000	34.50	4.78	-42.80	47.28	43.76	74.00	30.24	Pass	H	PK
5	7311.0000	36.41	5.85	-42.14	45.90	46.02	74.00	27.98	Pass	H	PK
6	9748.0000	37.70	6.77	-42.10	47.20	49.57	74.00	24.43	Pass	H	PK
7	1065.6066	27.97	2.53	-43.04	57.46	44.92	74.00	29.08	Pass	V	PK
8	1593.2593	29.02	3.06	-42.91	56.51	45.68	74.00	28.32	Pass	V	PK
9	2127.5128	31.88	3.62	-43.18	61.62	53.94	74.00	20.06	Pass	V	PK
10	4874.0000	34.50	4.78	-42.80	48.43	44.91	74.00	29.09	Pass	V	PK
11	7311.0000	36.41	5.85	-42.14	47.64	47.76	74.00	26.24	Pass	V	PK
12	9748.0000	37.70	6.77	-42.10	46.51	48.88	74.00	25.12	Pass	V	PK

Mode:			802.11 g(6Mbps) Transmitting					Channel:		2462	
NO	Freq. [MHz]	Ant Factor [dB]	Cable loss [dB]	Pream gain [dB]	Reading [dBμV]	Level [dBμV/m]	Limit [dBμV/m]	Margin [dB]	Result	Polarity	Remark
1	1065.2065	27.97	2.53	-43.04	56.67	44.13	74.00	29.87	Pass	H	PK
2	2127.7128	31.88	3.62	-43.18	60.21	52.53	74.00	21.47	Pass	H	PK
3	3909.0606	33.73	4.34	-43.02	50.25	45.30	74.00	28.70	Pass	H	PK
4	4924.0000	34.50	4.85	-42.80	47.05	43.60	74.00	30.40	Pass	H	PK
5	7386.0000	36.49	5.85	-42.13	47.03	47.24	74.00	26.76	Pass	H	PK
6	9848.0000	37.74	6.83	-42.10	47.41	49.88	74.00	24.12	Pass	H	PK
7	1595.4595	29.03	3.07	-42.91	56.02	45.21	74.00	28.79	Pass	V	PK
8	2127.5128	31.88	3.62	-43.18	61.67	53.99	74.00	20.01	Pass	V	PK
9	4252.0835	34.15	4.51	-42.90	54.95	50.71	74.00	23.29	Pass	V	PK
10	4924.0000	34.50	4.85	-42.80	47.50	44.05	74.00	29.95	Pass	V	PK
11	7386.0000	36.49	5.85	-42.13	46.38	46.59	74.00	27.41	Pass	V	PK
12	9848.0000	37.74	6.83	-42.10	46.94	49.41	74.00	24.59	Pass	V	PK

Mode:			802.11 n(HT20) (6.5Mbps)Transmitting					Channel:		2412	
NO	Freq. [MHz]	Ant Factor [dB]	Cable loss [dB]	Pream gain [dB]	Reading [dBμV]	Level [dBμV/m]	Limit [dBμV/m]	Margin [dB]	Result	Polarity	Remark
1	1595.8596	29.03	3.07	-42.91	53.54	42.73	74.00	31.27	Pass	H	PK
2	2125.1125	31.88	3.62	-43.18	58.46	50.78	74.00	23.22	Pass	H	PK
3	4824.0000	34.50	4.61	-42.80	47.27	43.58	74.00	30.42	Pass	H	PK
4	5288.1525	34.79	4.84	-42.68	52.85	49.80	74.00	24.20	Pass	H	PK
5	7236.0000	36.34	5.79	-42.16	46.13	46.10	74.00	27.90	Pass	H	PK
6	9648.0000	37.66	6.72	-42.10	46.58	48.86	74.00	25.14	Pass	H	PK
7	2127.1127	31.88	3.62	-43.18	61.06	53.38	74.00	20.62	Pass	V	PK
8	2666.3666	32.67	4.10	-43.10	59.46	53.13	74.00	20.87	Pass	V	PK
9	4246.0831	34.14	4.51	-42.90	54.61	50.36	74.00	23.64	Pass	V	PK
10	4820.1213	34.50	4.60	-42.80	49.74	46.04	74.00	27.96	Pass	V	PK
11	7236.0000	36.34	5.79	-42.16	47.61	47.58	74.00	26.42	Pass	V	PK
12	9648.0000	37.66	6.72	-42.10	45.98	48.26	74.00	25.74	Pass	V	PK

Mode:			802.11 n(HT20) (6.5Mbps)Transmitting					Channel:		2437	
NO	Freq. [MHz]	Ant Factor [dB]	Cable loss [dB]	Pream gain [dB]	Reading [dBμV]	Level [dBμV/m]	Limit [dBμV/m]	Margin [dB]	Result	Polarity	Remark
1	1062.0062	27.96	2.52	-43.03	55.78	43.23	74.00	30.77	Pass	H	PK
2	1599.0599	29.05	3.07	-42.90	52.99	42.21	74.00	31.79	Pass	H	PK
3	2128.7129	31.88	3.62	-43.17	58.80	51.13	74.00	22.87	Pass	H	PK
4	4874.0000	34.50	4.78	-42.80	47.12	43.60	74.00	30.40	Pass	H	PK
5	7311.0000	36.41	5.85	-42.14	47.08	47.20	74.00	26.80	Pass	H	PK
6	9754.4503	37.70	6.76	-42.10	49.23	51.59	74.00	22.41	Pass	H	PK
7	1063.0063	27.96	2.52	-43.03	56.35	43.80	74.00	30.20	Pass	V	PK
8	1596.2596	29.04	3.07	-42.92	55.84	45.03	74.00	28.97	Pass	V	PK
9	2128.7129	31.88	3.62	-43.17	61.58	53.91	74.00	20.09	Pass	V	PK
10	4874.0000	34.50	4.78	-42.80	47.26	43.74	74.00	30.26	Pass	V	PK
11	7311.0000	36.41	5.85	-42.14	46.52	46.64	74.00	27.36	Pass	V	PK
12	9734.4490	37.69	6.72	-42.10	50.07	52.38	74.00	21.62	Pass	V	PK

Mode:			802.11 n(HT20) (6.5Mbps)Transmitting					Channel:		2462	
NO	Freq. [MHz]	Ant Factor [dB]	Cable loss [dB]	Pream gain [dB]	Reading [dBμV]	Level [dBμV/m]	Limit [dBμV/m]	Margin [dB]	Result	Polarity	Remark
1	1065.8066	27.97	2.53	-43.04	56.29	43.75	74.00	30.25	Pass	H	PK
2	1598.0598	29.05	3.07	-42.91	55.29	44.50	74.00	29.50	Pass	H	PK
3	2124.1124	31.87	3.61	-43.17	60.03	52.34	74.00	21.66	Pass	H	PK
4	4924.0000	34.50	4.85	-42.80	47.36	43.91	74.00	30.09	Pass	H	PK
5	7386.0000	36.49	5.85	-42.13	46.72	46.93	74.00	27.07	Pass	H	PK
6	9848.0000	37.74	6.83	-42.10	47.38	49.85	74.00	24.15	Pass	H	PK
7	1596.4596	29.04	3.07	-42.91	56.91	46.11	74.00	27.89	Pass	V	PK
8	2130.9131	31.88	3.62	-43.17	60.45	52.78	74.00	21.22	Pass	V	PK
9	2660.9661	32.66	4.10	-43.11	60.02	53.67	74.00	20.33	Pass	V	PK
10	4924.0000	34.50	4.85	-42.80	47.04	43.59	74.00	30.41	Pass	V	PK
11	7386.0000	36.49	5.85	-42.13	46.21	46.42	74.00	27.58	Pass	V	PK
12	9848.0000	37.74	6.83	-42.10	46.94	49.41	74.00	24.59	Pass	V	PK

Mode:			802.11 n(HT40) (13.5Mbps) Transmitting					Channel:		2422	
NO	Freq. [MHz]	Ant Factor [dB]	Cable loss [dB]	Pream gain [dB]	Reading [dBμV]	Level [dBμV/m]	Limit [dBμV/m]	Margin [dB]	Result	Polarity	Remark
1	1062.6063	27.96	2.52	-43.03	55.62	43.07	74.00	30.93	Pass	H	PK
2	2131.5132	31.88	3.62	-43.17	56.38	48.71	74.00	25.29	Pass	H	PK
3	3767.0511	33.61	4.36	-43.05	50.20	45.12	74.00	28.88	Pass	H	PK
4	4844.0000	34.50	4.66	-42.80	47.91	44.27	74.00	29.73	Pass	H	PK
5	7266.0000	36.37	5.80	-42.15	46.24	46.26	74.00	27.74	Pass	H	PK
6	9688.0000	37.68	6.62	-42.10	46.79	48.99	74.00	25.01	Pass	H	PK
7	1596.2596	29.04	3.07	-42.92	55.16	44.35	74.00	29.65	Pass	V	PK
8	2122.9123	31.87	3.61	-43.17	59.05	51.36	74.00	22.64	Pass	V	PK
9	2656.9657	32.65	4.09	-43.09	59.10	52.75	74.00	21.25	Pass	V	PK
10	4844.0000	34.50	4.66	-42.80	48.22	44.58	74.00	29.42	Pass	V	PK
11	7266.0000	36.37	5.80	-42.15	46.03	46.05	74.00	27.95	Pass	V	PK
12	9688.0000	37.68	6.62	-42.10	46.56	48.76	74.00	25.24	Pass	V	PK

Mode:			802.11 n(HT40) (13.5Mbps) Transmitting					Channel:		2437	
NO	Freq. [MHz]	Ant Factor [dB]	Cable loss [dB]	Pream gain [dB]	Reading [dBμV]	Level [dBμV/m]	Limit [dBμV/m]	Margin [dB]	Result	Polarity	Remark
1	1063.6064	27.96	2.52	-43.03	56.94	44.39	74.00	29.61	Pass	H	PK
2	1595.6596	29.03	3.07	-42.91	53.49	42.68	74.00	31.32	Pass	H	PK
3	2125.1125	31.88	3.62	-43.18	58.32	50.64	74.00	23.36	Pass	H	PK
4	4874.0000	34.50	4.78	-42.80	47.97	44.45	74.00	29.55	Pass	H	PK
5	7311.0000	36.41	5.85	-42.14	46.30	46.42	74.00	27.58	Pass	H	PK
6	9748.0000	37.70	6.77	-42.10	45.95	48.32	74.00	25.68	Pass	H	PK
7	1066.4066	27.97	2.53	-43.04	57.51	44.97	74.00	29.03	Pass	V	PK
8	1599.6600	29.06	3.07	-42.90	55.54	44.77	74.00	29.23	Pass	V	PK
9	2127.7128	31.88	3.62	-43.18	61.49	53.81	74.00	20.19	Pass	V	PK
10	4874.0000	34.50	4.78	-42.80	46.95	43.43	74.00	30.57	Pass	V	PK
11	7311.0000	36.41	5.85	-42.14	46.42	46.54	74.00	27.46	Pass	V	PK
12	9748.0000	37.70	6.77	-42.10	47.70	50.07	74.00	23.93	Pass	V	PK

Mode:			802.11 n(HT40) (13.5Mbps) Transmitting					Channel:		2452	
NO	Freq. [MHz]	Ant Factor [dB]	Cable loss [dB]	Pream gain [dB]	Reading [dBμV]	Level [dBμV/m]	Limit [dBμV/m]	Margin [dB]	Result	Polarity	Remark
1	1062.2062	27.96	2.52	-43.03	55.94	43.39	74.00	30.61	Pass	H	PK
2	2127.7128	31.88	3.62	-43.18	59.49	51.81	74.00	22.19	Pass	H	PK
3	2934.9935	33.10	4.39	-43.10	51.73	46.12	74.00	27.88	Pass	H	PK
4	4904.0000	34.50	4.88	-42.80	47.10	43.68	74.00	30.32	Pass	H	PK
5	7356.0000	36.46	5.85	-42.13	46.60	46.78	74.00	27.22	Pass	H	PK
6	9808.0000	37.72	6.59	-42.10	47.64	49.85	74.00	24.15	Pass	H	PK
7	1597.8598	29.05	3.07	-42.91	56.65	45.86	74.00	28.14	Pass	V	PK
8	2126.9127	31.88	3.62	-43.18	60.77	53.09	74.00	20.91	Pass	V	PK
9	4260.0840	34.16	4.49	-42.89	53.12	48.88	74.00	25.12	Pass	V	PK
10	4904.0000	34.50	4.88	-42.80	47.71	44.29	74.00	29.71	Pass	V	PK
11	7356.0000	36.46	5.85	-42.13	47.88	48.06	74.00	25.94	Pass	V	PK
12	9808.0000	37.72	6.59	-42.10	48.07	50.28	74.00	23.72	Pass	V	PK

Note:

1) Through Pre-scan transmitting mode and charge+transmitter mode with all kind of modulation and data rate, find the 11Mbps of rate is the worst case of 802.11b; 6Mbps of rate is the worst case of 802.11g; 6.5Mbps of rate is the worst case of 802.11n (HT20); 13.5Mbps of rate is the worst case of 802.11n(HT40),and then Only the worst case is recorded in the report.

2) The field strength is calculated by adding the Antenna Factor, Cable Factor & Preamplifier. The basic equation with a sample calculation is as follows:

Final Test Level =Receiver Reading -Correct Factor

Correct Factor = Preamplifier Factor–Antenna Factor–Cable Factor

3) Scan from 9kHz to 25GHz, the disturbance above 13GHz and below 30MHz was very low, and the above harmonics were the highest point could be found when testing, so only the above harmonics had been displayed. The amplitude of spurious emissions from the radiator which are attenuated more than 20dB below the limit need not be reported.