16 QAM & RB Size 25

Lowest channel

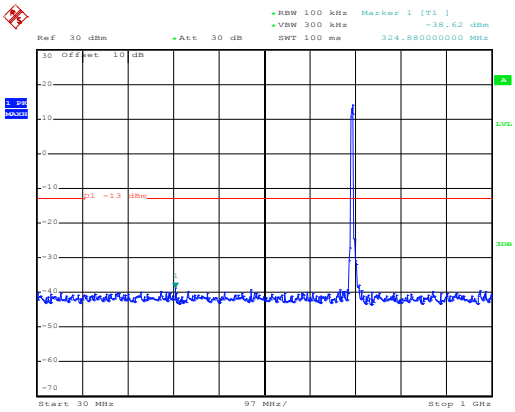

Date: 17.NOV.2017 20:38:36

30MHz~1GHz

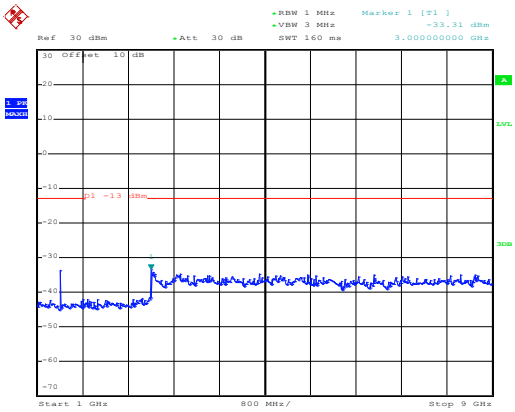

Date: 17.NOV.2017 20:22:52

1GHz~9GHz

Middle channel

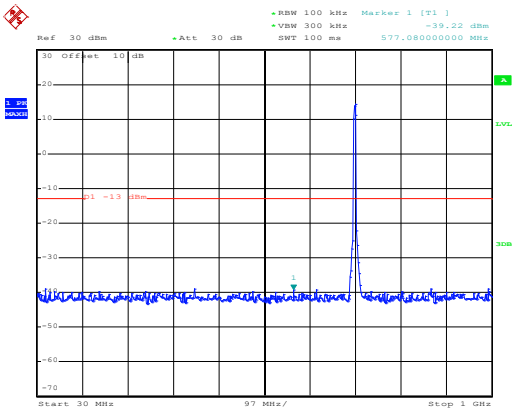

Date: 17.NOV.2017 20:39:21

30MHz~1GHz

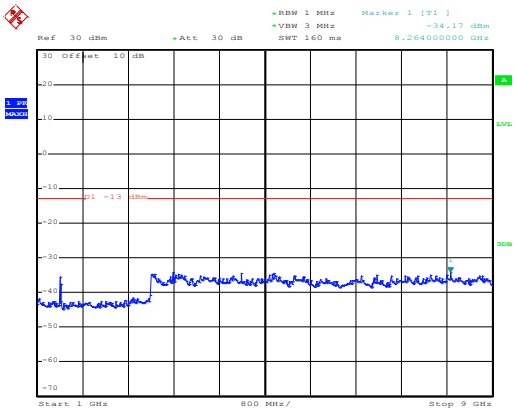

Date: 17.NOV.2017 20:23:35

1GHz~9GHz

High channel

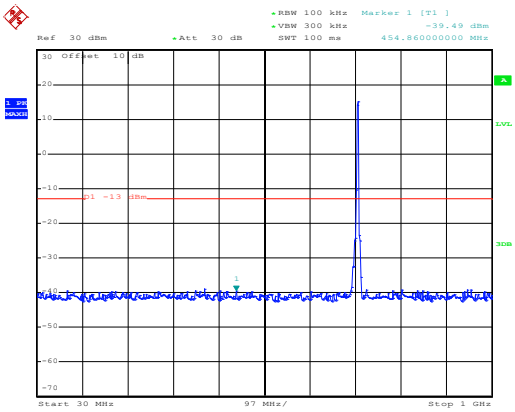

Date: 17.NOV.2017 20:40:07

30MHz~1GHz

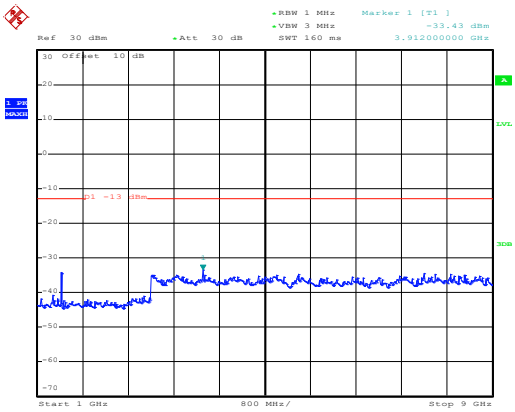

Date: 17.NOV.2017 20:24:15

1GHz~9GHz

QPSK & RB Size 1

Lowest channel

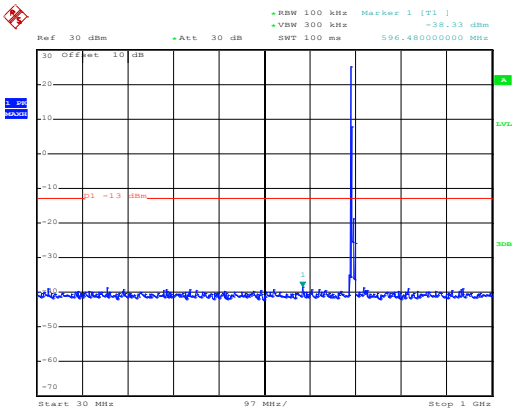

Date: 17.NOV.2017 20:38:03

30MHz~1GHz

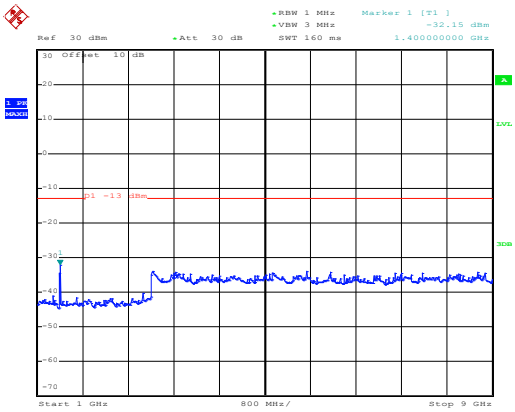

Date: 17.NOV.2017 20:22:26

1GHz~9GHz

Middle channel

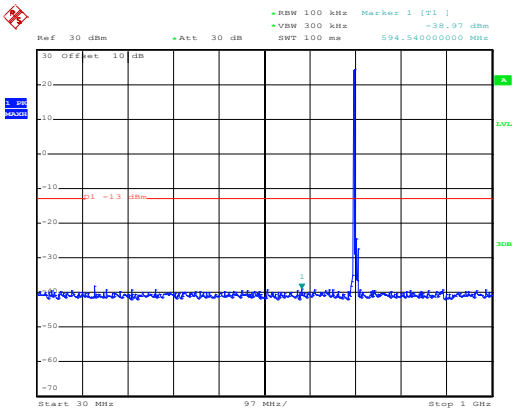

Date: 17.NOV.2017 20:38:57

30MHz~1GHz

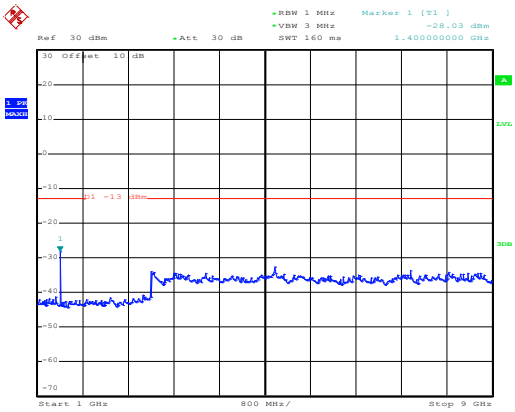

Date: 17.NOV.2017 20:23:16

1GHz~9GHz

High channel

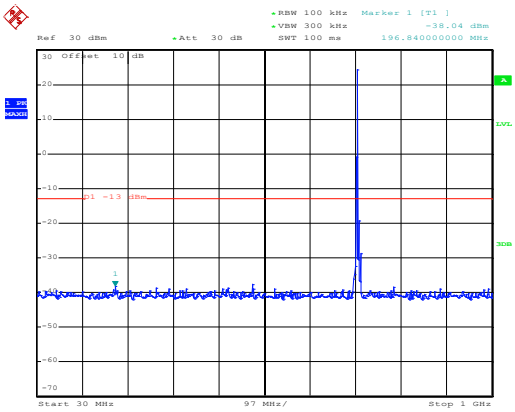

Date: 17.NOV.2017 20:39:40

30MHz~1GHz

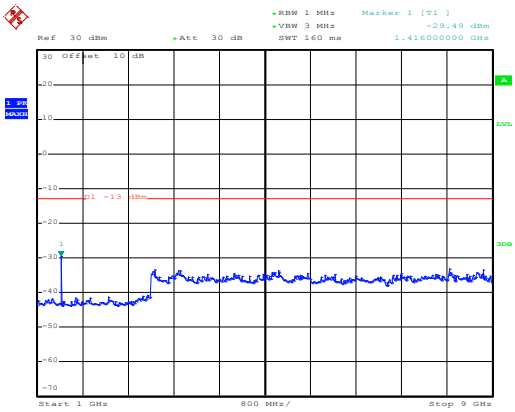

Date: 17.NOV.2017 20:23:53

1GHz~9GHz

QPSK & RB Size 25

Lowest channel

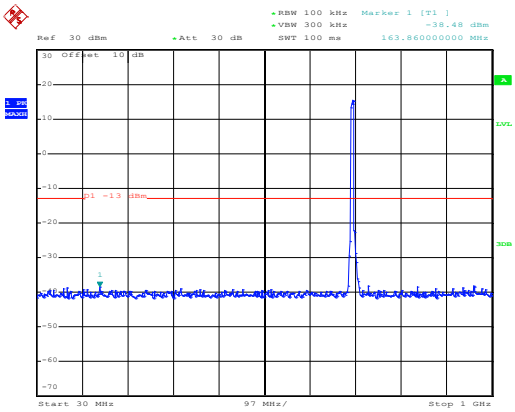

Date: 17.NOV.2017 20:38:31

30MHz~1GHz

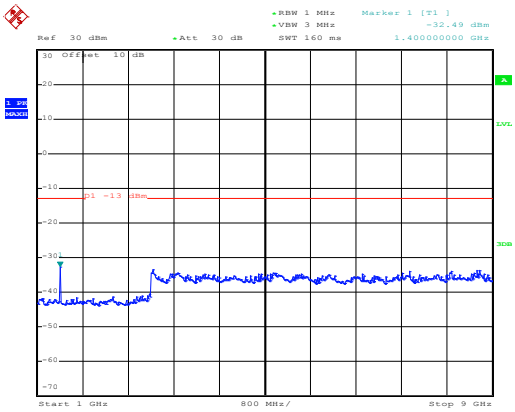

Date: 17.NOV.2017 20:22:48

1GHz~9GHz

Middle channel

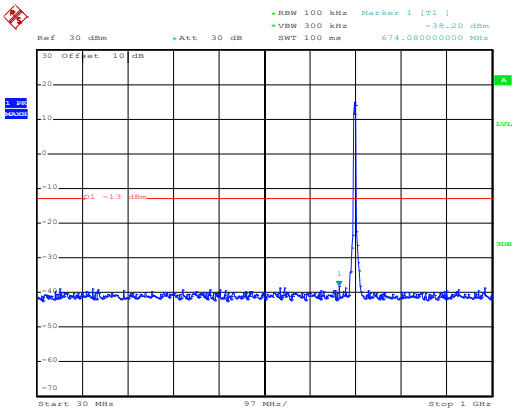

Date: 17.NOV.2017 20:39:14

30MHz~1GHz

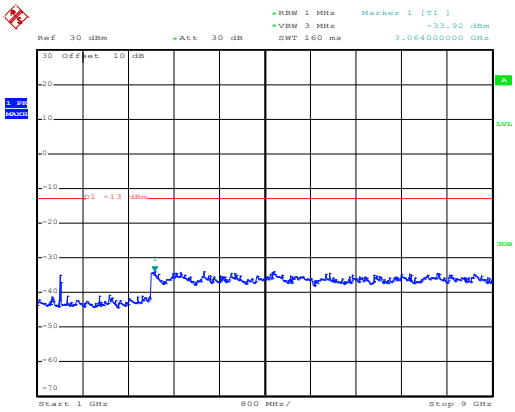

Date: 17.NOV.2017 20:23:31

1GHz~9GHz

High channel

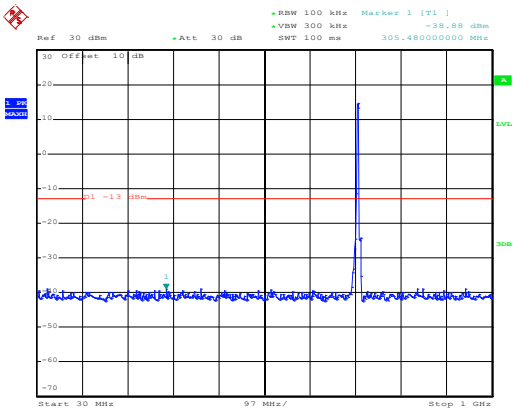

Date: 17.NOV.2017 20:39:56

30MHz~1GHz

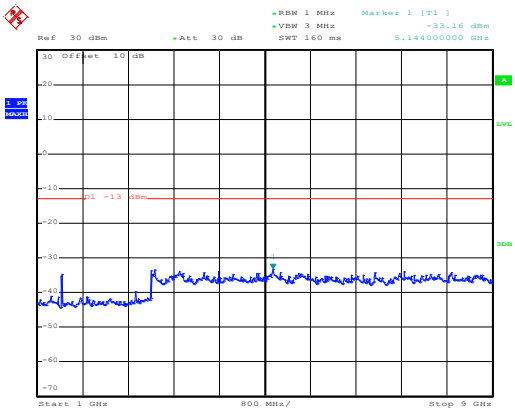

Date: 17.NOV.2017 20:24:11

1GHz~9GHz

10MHz

16 QAM & RB Size 1

Lowest channel

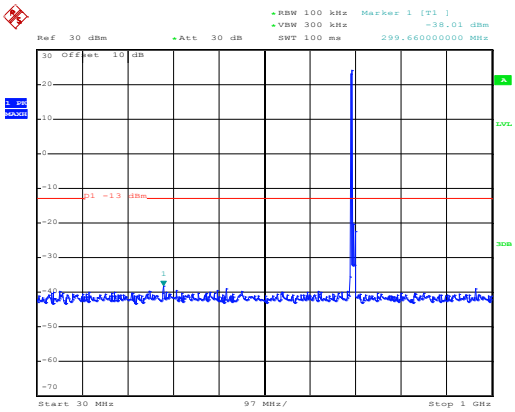

Date: 17.NOV.2017 20:40:38

30MHz~1GHz

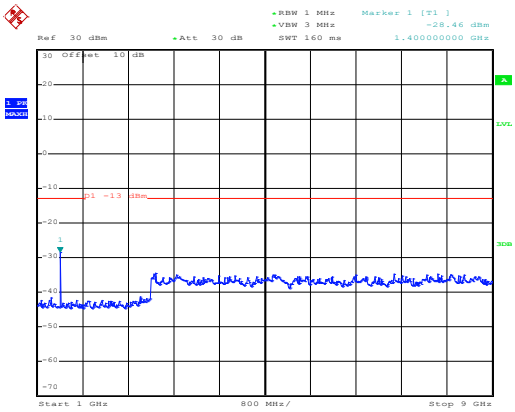

Date: 17.NOV.2017 20:24:40

1GHz~9GHz

Middle channel

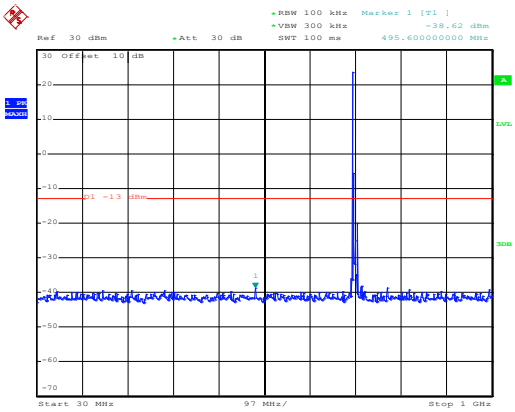

Date: 17.NOV.2017 20:41:34

30MHz~1GHz

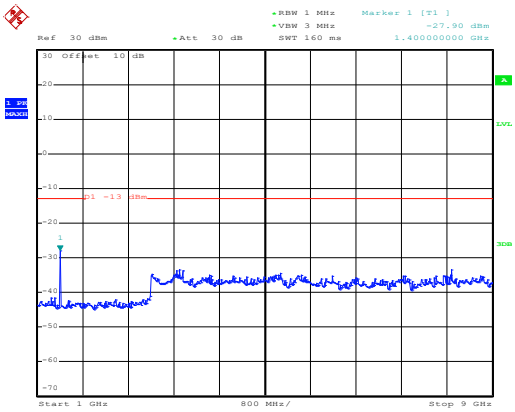

Date: 17.NOV.2017 20:25:16

1GHz~9GHz

High channel

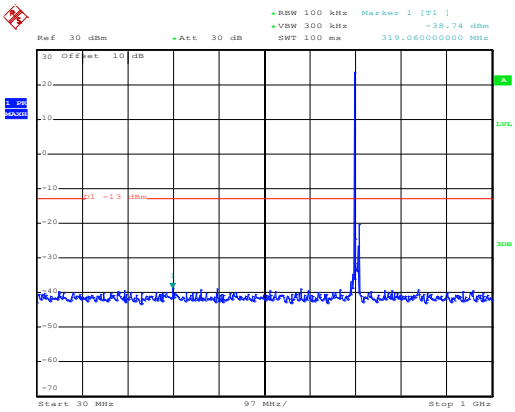

Date: 17.NOV.2017 20:42:28

30MHz~1GHz

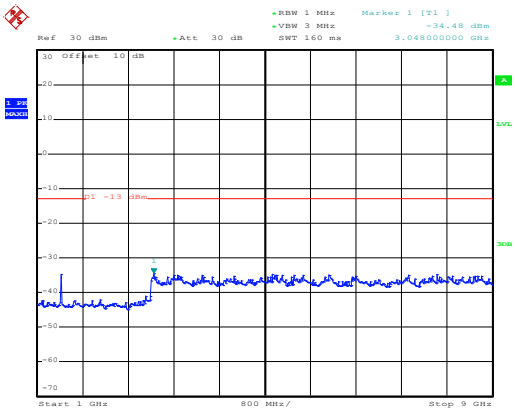

Date: 17.NOV.2017 20:25:54

1GHz~9GHz

16 QAM & RB Size 50

Lowest channel

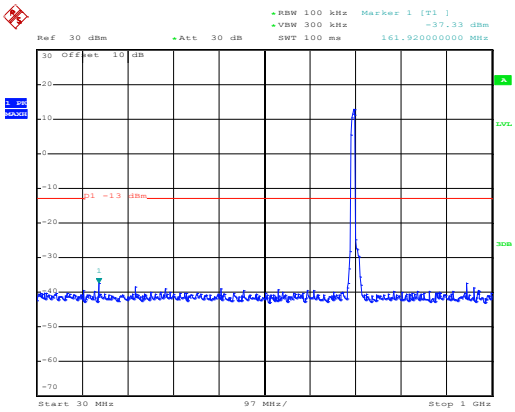

Date: 17.NOV.2017 20:41:05

30MHz~1GHz

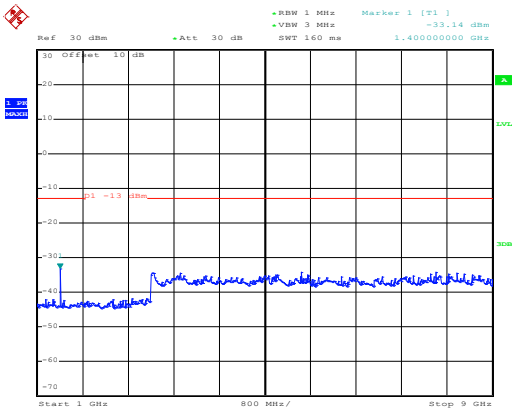

Date: 17.NOV.2017 20:24:54

1GHz~9GHz

Middle channel

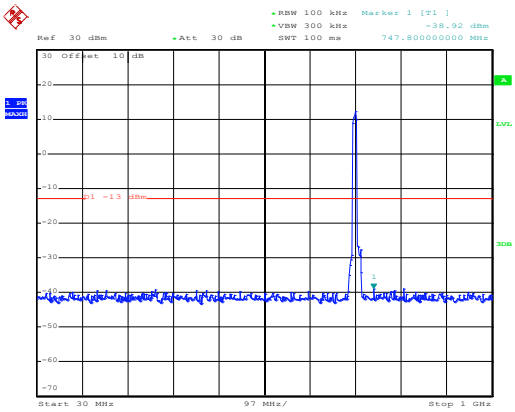

Date: 17.NOV.2017 20:41:52

30MHz~1GHz

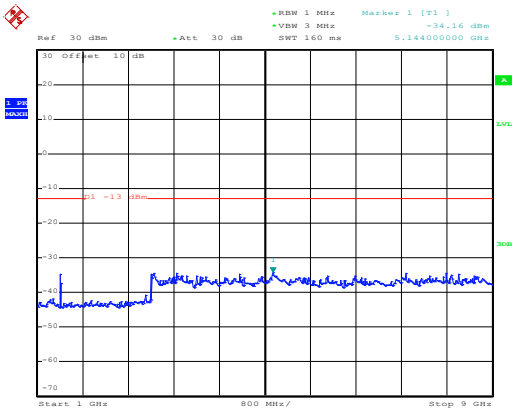

Date: 17.NOV.2017 20:25:32

1GHz~9GHz

High channel

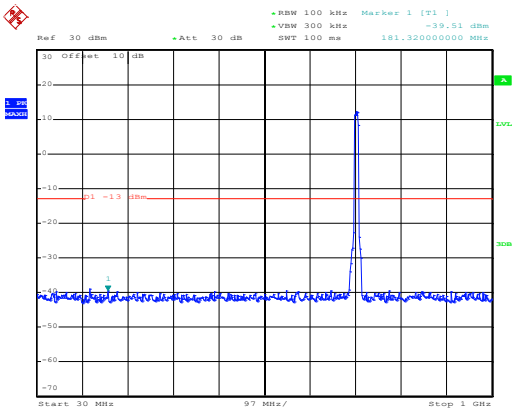

Date: 17.NOV.2017 20:42:47

30MHz~1GHz

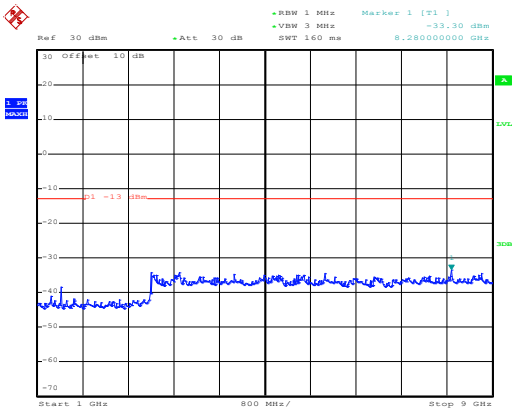

Date: 17.NOV.2017 20:26:06

1GHz~9GHz

QPSK & RB Size 1

Lowest channel

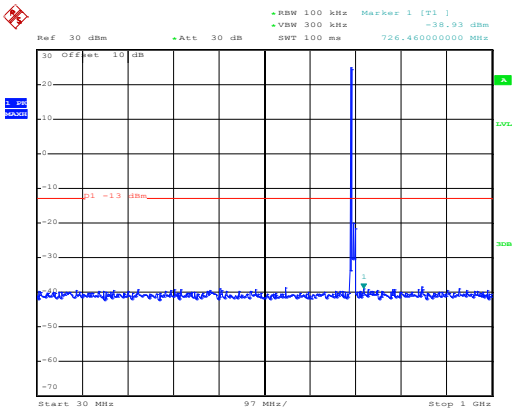

Date: 17.NOV.2017 20:40:32

30MHz~1GHz

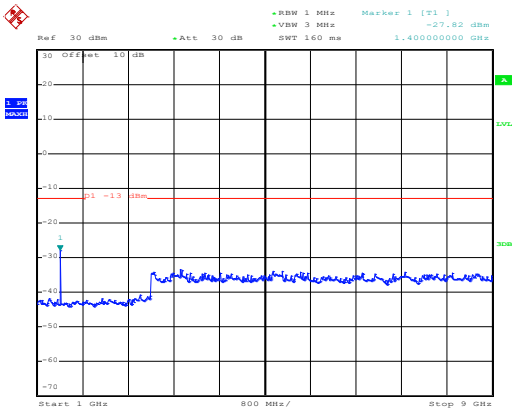

Date: 17.NOV.2017 20:24:36

1GHz~9GHz

Middle channel

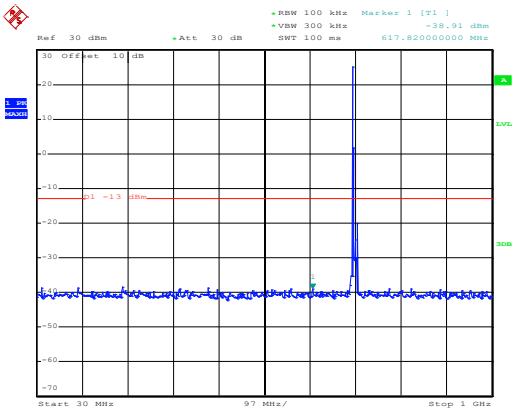

Date: 17.NOV.2017 20:41:27

30MHz~1GHz

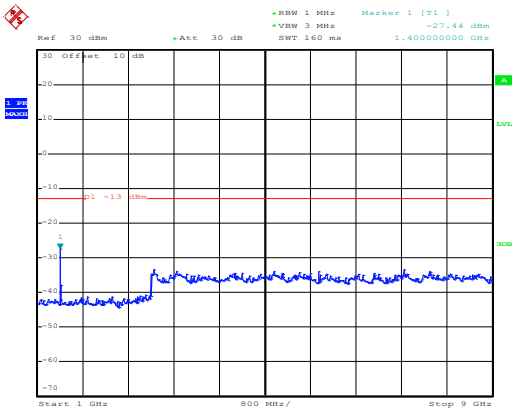

Date: 17.NOV.2017 20:25:12

1GHz~9GHz

High channel

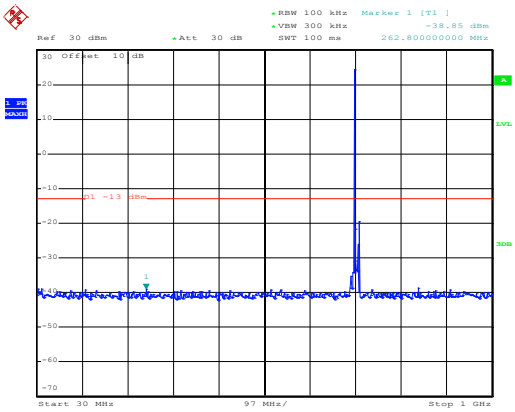

Date: 17.NOV.2017 20:42:21

30MHz~1GHz

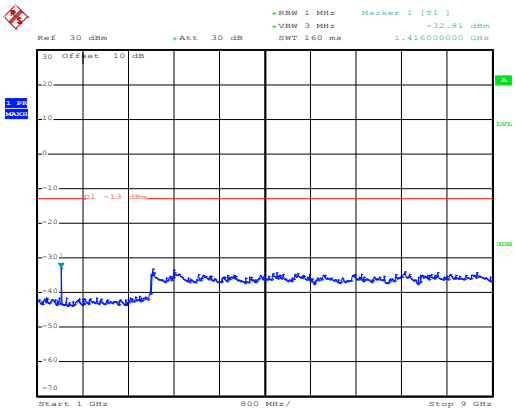

Date: 17.NOV.2017 20:25:50

1GHz~9GHz

QPSK & RB Size 50

Lowest channel

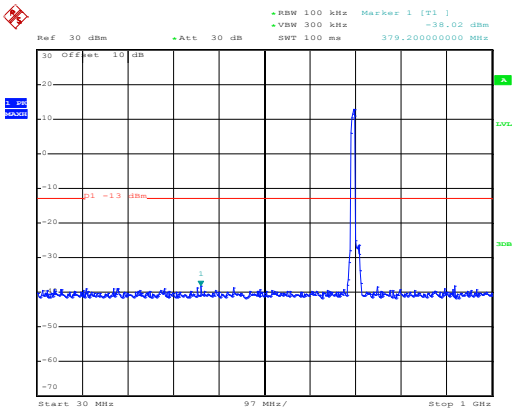

Date: 17.NOV.2017 20:40:57

30MHz~1GHz

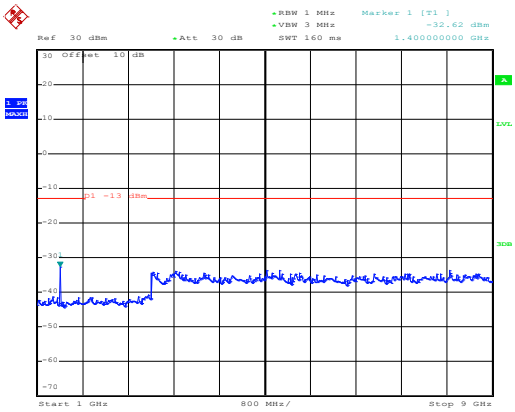

Date: 17.NOV.2017 20:24:50

1GHz~9GHz

Middle channel

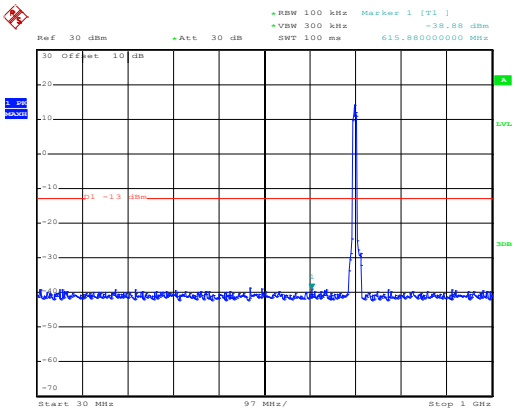

Date: 17.NOV.2017 20:41:45

30MHz~1GHz

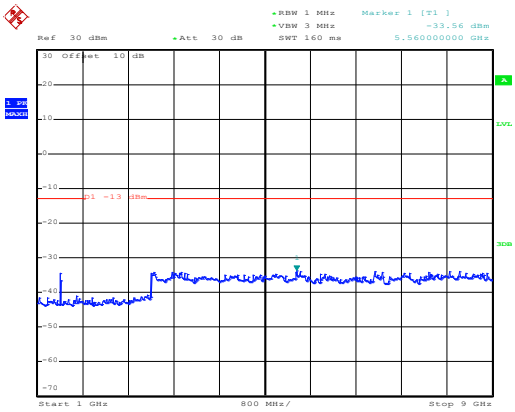

Date: 17.NOV.2017 20:25:28

1GHz~9GHz

High channel

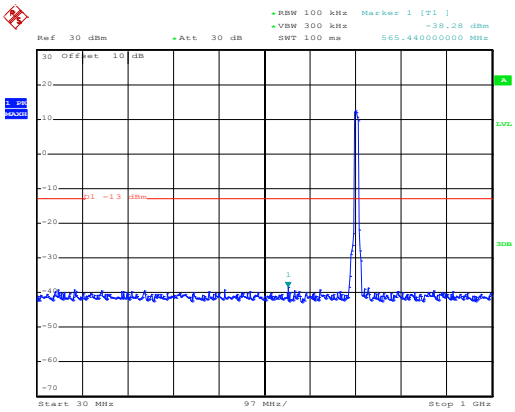

Date: 17.NOV.2017 20:42:37

30MHz~1GHz

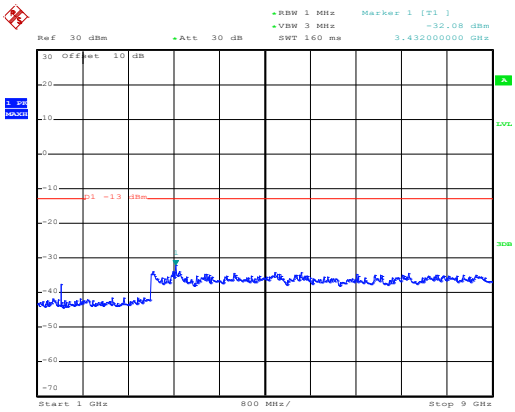

Date: 17.NOV.2017 20:26:02

1GHz~9GHz

LTE band 30, 5MHz:

16 QAM & RB Size 1

Lowest channel

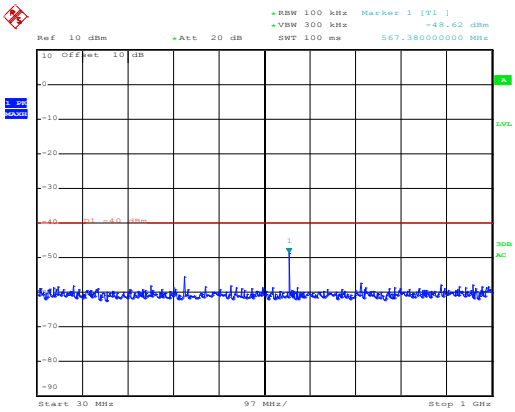

Date: 7.NOV.2017 22:02:58

30MHz~1GHz

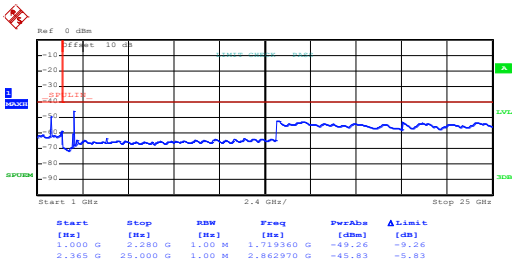

Date: 29.NOV.2017 19:22:55

1GHz~25GHz

Middle channel

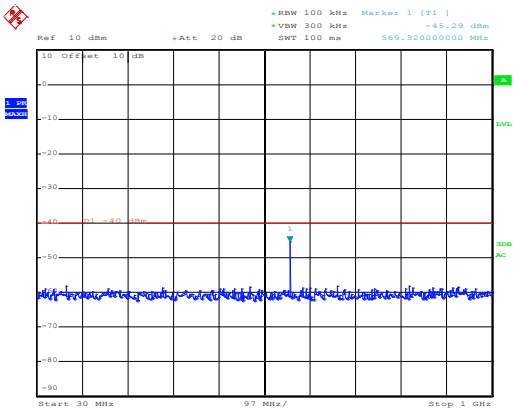

Date: 7.NOV.2017 22:03:47

30MHz~1GHz

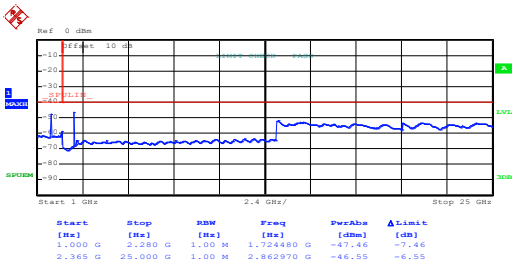

Date: 29.NOV.2017 19:24:12

1GHz~25GHz

High channel

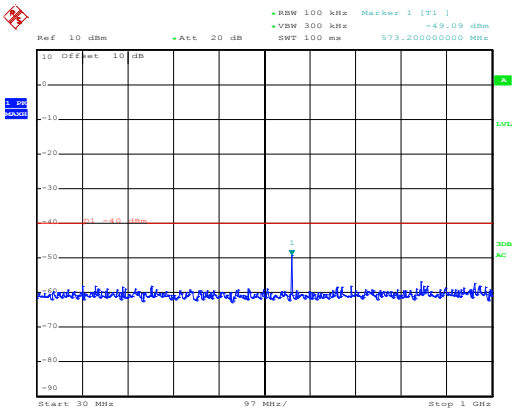

Date: 7.NOV.2017 22:04:32

30MHz~1GHz

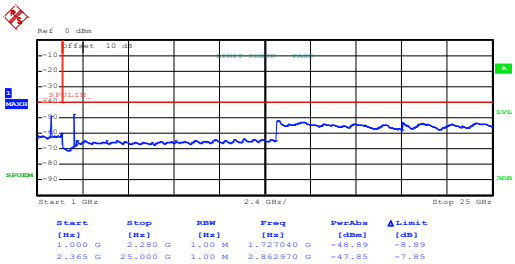

Date: 29.NOV.2017 19:24:58

1GHz~25GHz

16 QAM & RB Size 25

Lowest channel

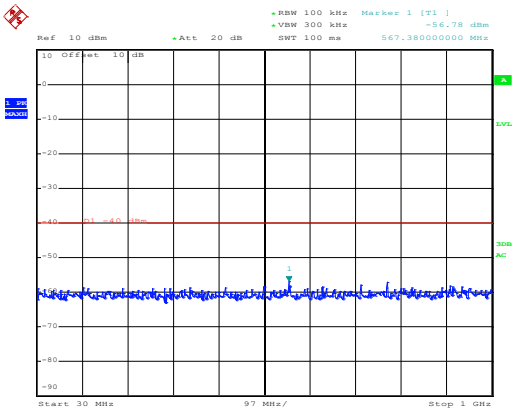

Date: 7.NOV.2017 22:03:28

30MHz~1GHz

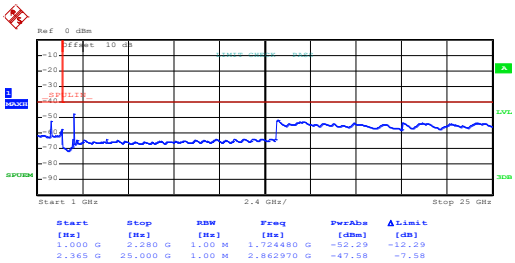

Date: 29.NOV.2017 19:23:33

1GHz~25GHz

Middle channel

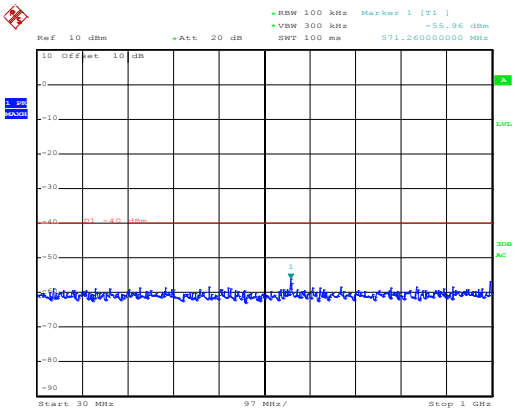

Date: 7.NOV.2017 22:04:11

30MHz~1GHz

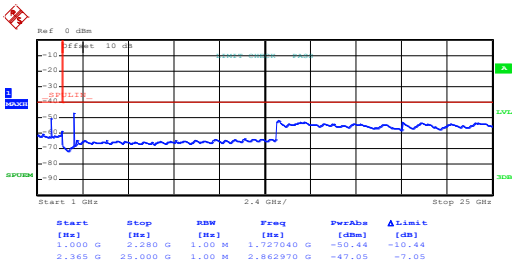

Date: 29.NOV.2017 19:24:29

1GHz~25GHz

High channel

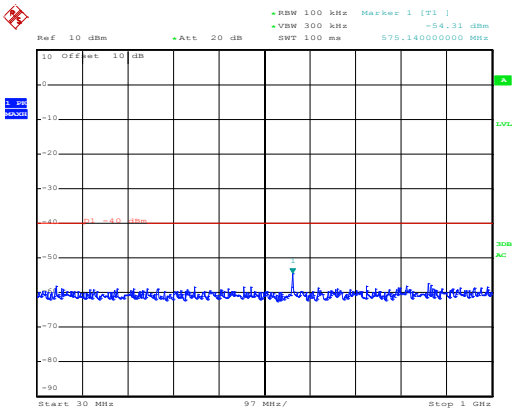

Date: 7.NOV.2017 22:04:58

30MHz~1GHz

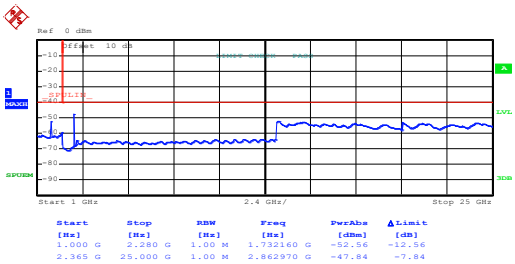

Date: 29.NOV.2017 19:25:17

1GHz~25GHz

QPSK & RB Size 1

Lowest channel

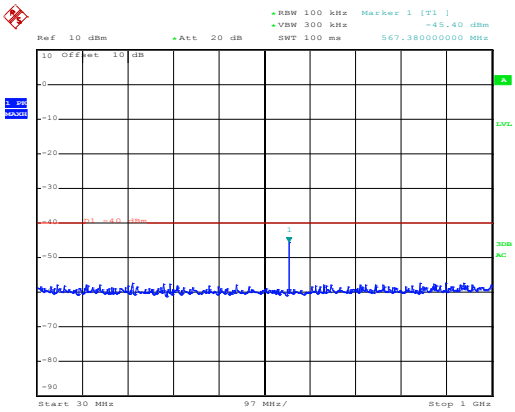

Date: 7.NOV.2017 22:02:52

30MHz~1GHz

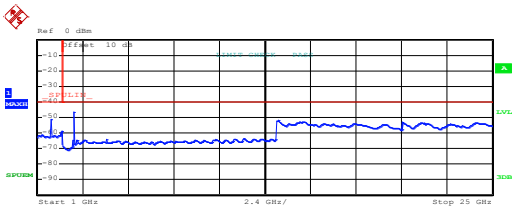

Start [Hz]	Stop [Hz]	RBW [Hz]	Freq [Hz]	PwrAbs [dBm]	ΔLimit [dB]
1.000 G	2.280 G	1.00 M	1.724480 G	-51.23	-11.23
2.365 G	25.000 G	1.00 M	2.862970 G	-46.66	-6.66

Date: 29.NOV.2017 19:23:25

1GHz~25GHz

Middle channel

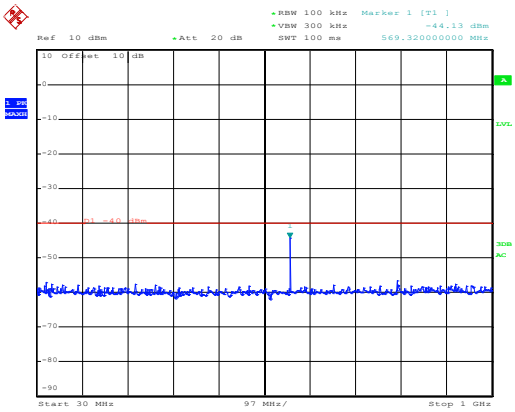

Date: 7.NOV.2017 22:03:42

30MHz~1GHz

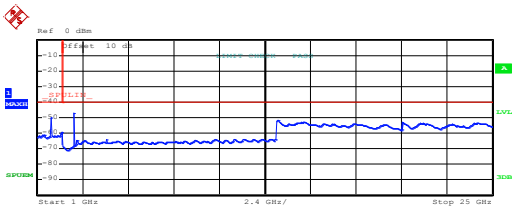

Start [Hz]	Stop [Hz]	RBW [Hz]	Freq [Hz]	PwrAbs [dBm]	ΔLimit [dB]
1.000 G	2.280 G	1.00 M	1.724480 G	-50.21	-10.21
2.365 G	25.000 G	1.00 M	2.862970 G	-46.90	-6.90

Date: 29.NOV.2017 19:24:03

1GHz~25GHz

High channel

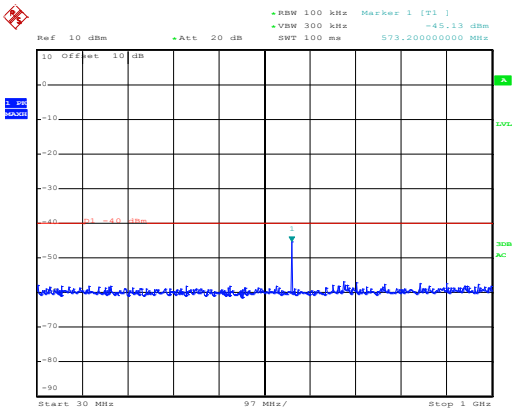

Date: 7.NOV.2017 22:04:27

30MHz~1GHz

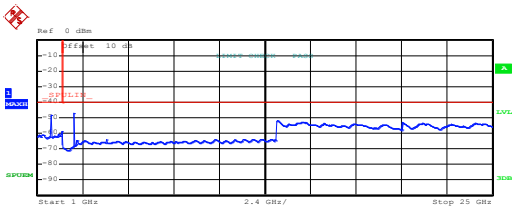

Start [Hz]	Stop [Hz]	RBW [Hz]	Freq [Hz]	PwrAbs [dBm]	ΔLimit [dB]
1.000 G	2.280 G	1.00 M	1.727040 G	-48.24	-8.24
2.365 G	25.000 G	1.00 M	2.862970 G	-47.02	-7.02

Date: 29.NOV.2017 19:24:51

1GHz~25GHz

QPSK & RB Size 25

Lowest channel

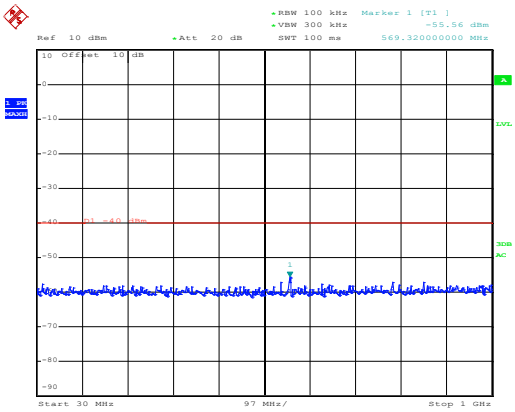

Date: 7.NOV.2017 22:03:24

30MHz~1GHz

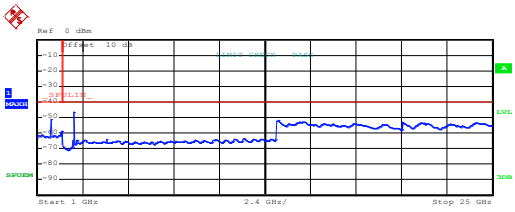

Start [Hz]	Stop [Hz]	RBW [Hz]	Freq [Hz]	PwrAbs [dBm]	ΔLimit [dB]
1.000 G	2.280 G	1.00 M	1.724480 G	-51.23	-11.23
2.365 G	25.000 G	1.00 M	2.862970 G	-46.66	-6.66

Date: 29.NOV.2017 19:23:25

1GHz~25GHz

Middle channel

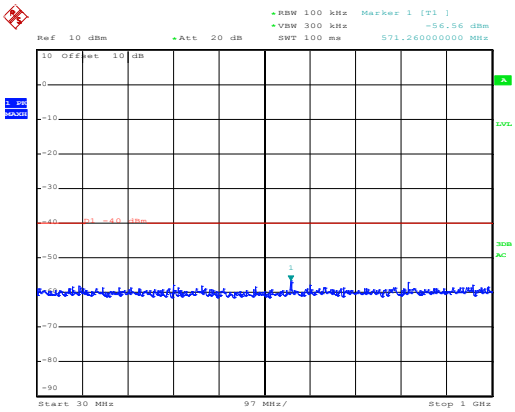

Date: 7.NOV.2017 22:04:07

30MHz~1GHz

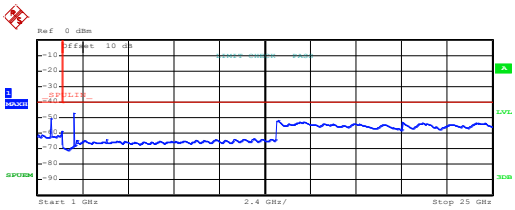

Start [Hz]	Stop [Hz]	RBW [Hz]	Freq [Hz]	PwrAbs [dBm]	ΔLimit [dB]
1.000 G	2.280 G	1.00 M	1.727040 G	-50.75	-10.75
2.365 G	25.000 G	1.00 M	2.862970 G	-47.23	-7.23

Date: 29.NOV.2017 19:24:22

1GHz~25GHz

High channel

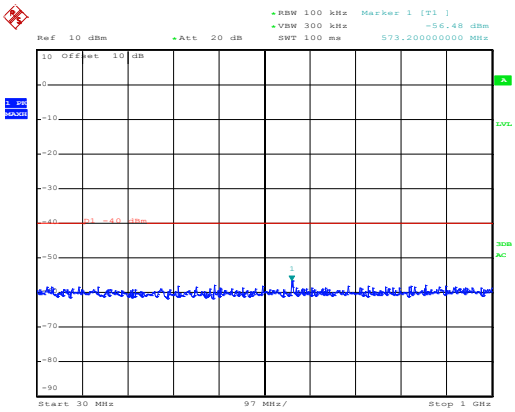

Date: 7.NOV.2017 22:04:54

30MHz~1GHz

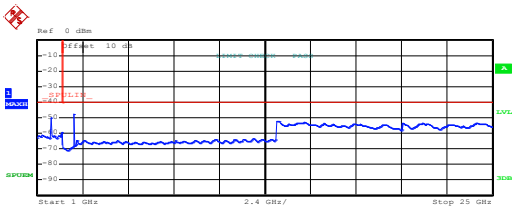

Start [Hz]	Stop [Hz]	RBW [Hz]	Freq [Hz]	PwrAbs [dBm]	ΔLimit [dB]
1.000 G	2.280 G	1.00 M	1.732160 G	-50.19	-10.19
2.365 G	25.000 G	1.00 M	2.862970 G	-47.67	-7.67

Date: 29.NOV.2017 19:25:10

1GHz~25GHz

10MHz

16 QAM & RB Size 1
Lowest channel

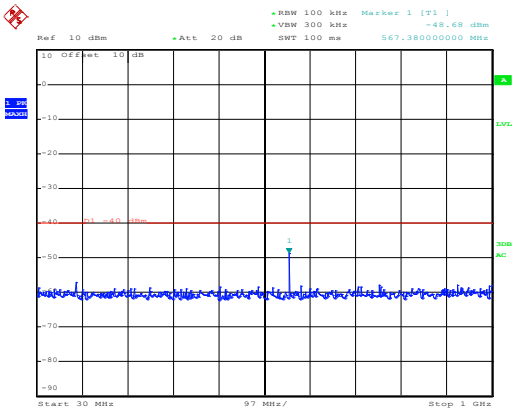

Date: 7.NOV.2017 22:01:32

30MHz~1GHz

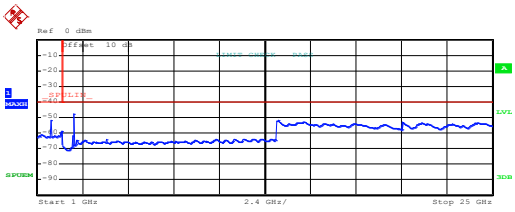

Start [Hz]	Stop [Hz]	RBW [Hz]	Freq [Hz]	PwrAbs [dBm]	ΔLimit [dB]
1.000 G	2.280 G	1.00 M	1.721920 G	-51.68	-11.68
2.365 G	25.000 G	1.00 M	2.862970 G	-47.69	-7.69

Date: 29.NOV.2017 19:25:44

1GHz~25GHz

16 QAM & RB Size 50
Lowest channel

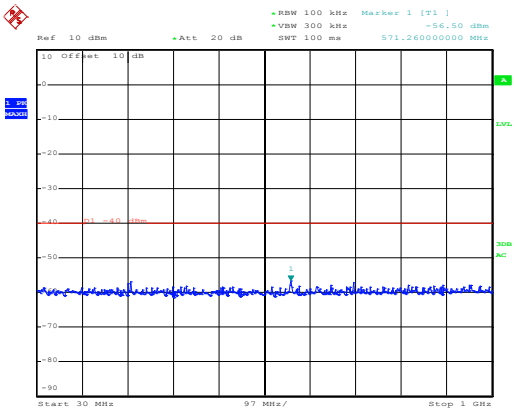

Date: 7.NOV.2017 22:02:07

30MHz~1GHz

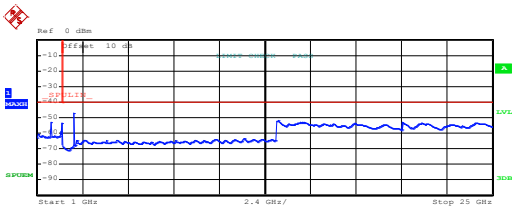

Start [Hz]	Stop [Hz]	RBW [Hz]	Freq [Hz]	PwrAbs [dBm]	ΔLimit [dB]
1.000 G	2.280 G	1.00 M	1.727040 G	-52.85	-12.85
2.365 G	25.000 G	1.00 M	2.862970 G	-47.10	-7.10

Date: 29.NOV.2017 19:26:02

1GHz~25GHz

QPSK & RB Size 1
Lowest channel

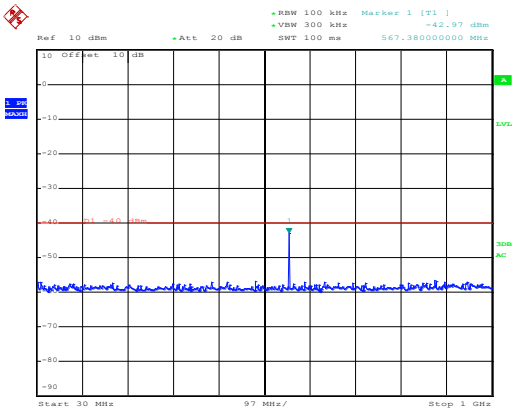

Date: 7.NOV.2017 22:01:21

30MHz~1GHz

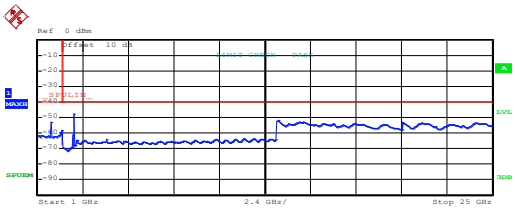

Start [Hz]	Stop [Hz]	RBW [Hz]	Freq [Hz]	PwrAbs [dBm]	ΔLimit [dB]
1.000 G	2.280 G	1.00 M	1.721920 G	-53.20	-13.20
2.365 G	25.000 G	1.00 M	2.862970 G	-47.59	-7.59

Date: 29.NOV.2017 19:25:36

1GHz~25GHz

QPSK & RB Size 50
Lowest channel

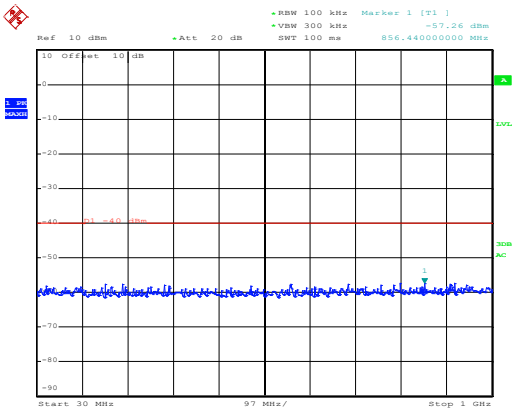

Date: 7.NOV.2017 22:01:57

30MHz~1GHz

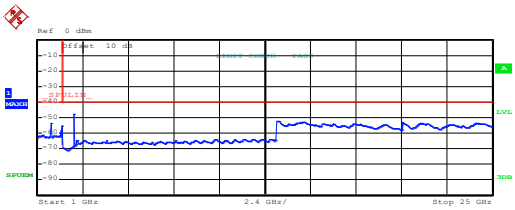

Start [Hz]	Stop [Hz]	RBW [Hz]	Freq [Hz]	PwrAbs [dBm]	ΔLimit [dB]
1.000 G	2.280 G	1.00 M	1.727040 G	-53.23	-13.23
2.365 G	25.000 G	1.00 M	2.862970 G	-47.47	-7.47

Date: 29.NOV.2017 19:25:55

1GHz~25GHz

Band edge emission:
LTE band 2, 1.4MHz:

16QAM & RB Size 1

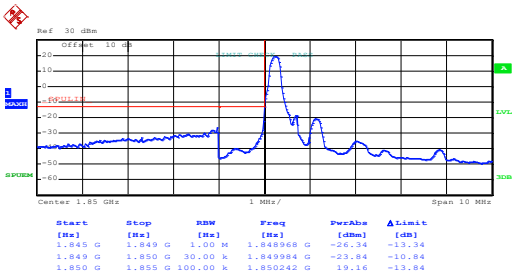

Start [Hz]	Stop [Hz]	RBW [Hz]	Freq [Hz]	PwrAbs [dBm]	ΔLimit [dB]
1.845 G	1.849 G	1.00 M	1.848968 G	-26.34	-13.34
1.849 G	1.850 G	30.00 k	1.849984 G	-23.84	-10.84
1.850 G	1.855 G	100.00 k	1.850242 G	19.16	-13.84

Date: 22.NOV.2017 14:14:15

Lowest channel

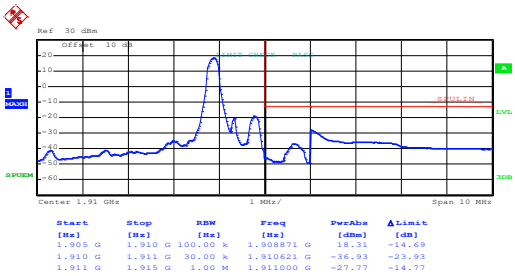

Start [Hz]	Stop [Hz]	RBW [Hz]	Freq [Hz]	PwrAbs [dBm]	ΔLimit [dB]
1.905 G	1.910 G	100.00 k	1.908871 G	18.31	-14.69
1.910 G	1.911 G	30.00 k	1.910621 G	-36.93	-23.93
1.911 G	1.915 G	1.00 M	1.911000 G	-27.77	-14.77

Date: 22.NOV.2017 14:15:04

Highest channel

16QAM & RB Size 6

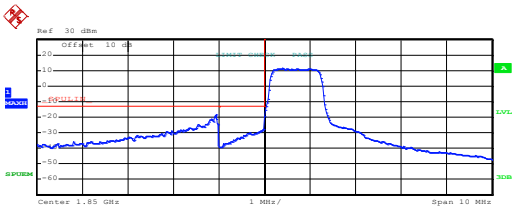

Start [Hz]	Stop [Hz]	RBW [Hz]	Freq [Hz]	PwrAbs [dBm]	ΔLimit [dB]
1.845 G	1.849 G	1.00 M	1.848935 G	-18.34	-5.34
1.849 G	1.850 G	30.00 k	1.849992 G	-27.57	-14.57
1.850 G	1.855 G	100.00 k	1.850403 G	11.44	-21.56

Date: 22.NOV.2017 14:14:33

Lowest channel

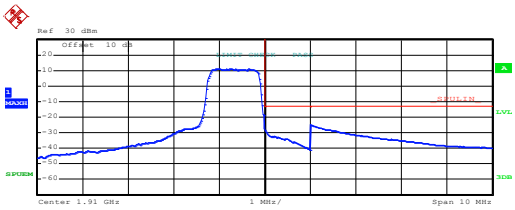

Start [Hz]	Stop [Hz]	RBW [Hz]	Freq [Hz]	PwrAbs [dBm]	ΔLimit [dB]
1.905 G	1.910 G	100.00 k	1.909234 G	10.91	-22.09
1.910 G	1.911 G	30.00 k	1.910008 G	-28.80	-15.80
1.911 G	1.915 G	1.00 M	1.911000 G	-24.77	-11.77

Date: 22.NOV.2017 14:15:21

Highest channel

QPSK & RB Size 1

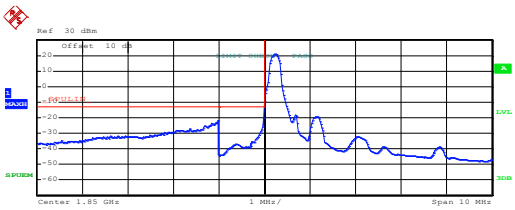

Start [Hz]	Stop [Hz]	RBW [Hz]	Freq [Hz]	PwrAbs [dBm]	ΔLimit [dB]
1.845 G	1.849 G	1.00 M	1.849000 G	-21.83	-8.83
1.849 G	1.850 G	30.00 k	1.849992 G	-21.00	-8.00
1.850 G	1.855 G	100.00 k	1.850242 G	21.07	-11.93

Date: 22.NOV.2017 14:14:06

Lowest channel

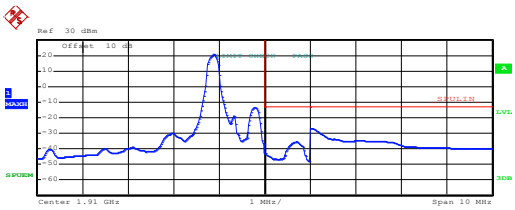

Start [Hz]	Stop [Hz]	RBW [Hz]	Freq [Hz]	PwrAbs [dBm]	ΔLimit [dB]
1.905 G	1.910 G	100.00 k	1.908871 G	20.82	-12.18
1.910 G	1.911 G	30.00 k	1.910702 G	-35.11	-22.11
1.911 G	1.915 G	1.00 M	1.911000 G	-26.80	-13.80

Date: 22.NOV.2017 14:14:58

Highest channel

QPSK & RB Size 6

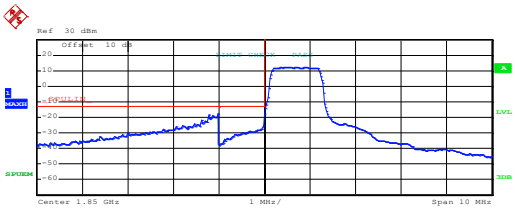

Start [Hz]	Stop [Hz]	RBW [Hz]	Freq [Hz]	PwrAbs [dBm]	ΔLimit [dB]
1.845 G	1.849 G	1.00 M	1.849000 G	-17.93	-4.93
1.849 G	1.850 G	30.00 k	1.849992 G	-26.15	-13.15
1.850 G	1.855 G	100.00 k	1.850685 G	12.29	-20.71

Date: 22.NOV.2017 14:14:28

Lowest channel

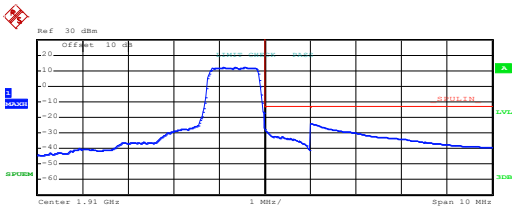

Start [Hz]	Stop [Hz]	RBW [Hz]	Freq [Hz]	PwrAbs [dBm]	ΔLimit [dB]
1.905 G	1.910 G	100.00 k	1.909556 G	12.15	-20.85
1.910 G	1.911 G	30.00 k	1.910008 G	-27.48	-14.48
1.911 G	1.915 G	1.00 M	1.911000 G	-23.90	-10.90

Date: 22.NOV.2017 14:15:15

Highest channel

3 MHz:

16QAM & RB Size 1

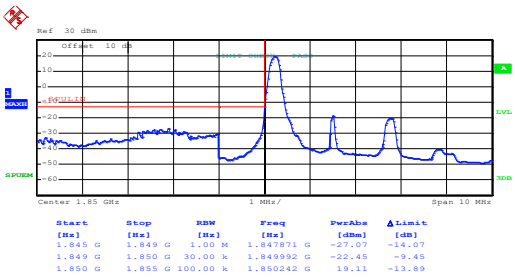

Start [Hz]	Stop [Hz]	RBW [Hz]	Freq [Hz]	PwrAbs [dBm]	ΔLimit [dB]
1.845 G	1.849 G	1.00 M	1.847871 G	-27.07	-14.07
1.849 G	1.850 G	30.00 k	1.849992 G	-22.45	-9.45
1.850 G	1.855 G	100.00 k	1.850242 G	19.11	-13.89

Date: 22.NOV.2017 14:16:16

Lowest channel

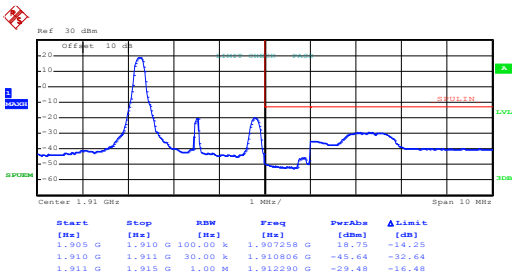

Start [Hz]	Stop [Hz]	RBW [Hz]	Freq [Hz]	PwrAbs [dBm]	ΔLimit [dB]
1.905 G	1.910 G	100.00 k	1.907258 G	18.75	-14.25
1.910 G	1.911 G	30.00 k	1.910806 G	-45.64	-32.64
1.911 G	1.915 G	1.00 M	1.912290 G	-29.48	-16.48

Date: 22.NOV.2017 14:17:32

Highest channel

16QAM & RB Size 15

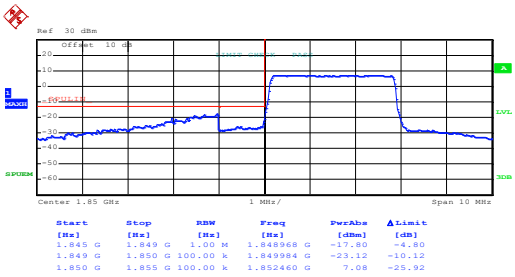

Start [Hz]	Stop [Hz]	RBW [Hz]	Freq [Hz]	PwrAbs [dBm]	ΔLimit [dB]
1.845 G	1.849 G	1.00 M	1.848968 G	-17.80	-4.80
1.849 G	1.850 G	100.00 k	1.849984 G	-23.12	-10.12
1.850 G	1.855 G	100.00 k	1.852460 G	7.08	-25.92

Date: 22.NOV.2017 14:17:11

Lowest channel

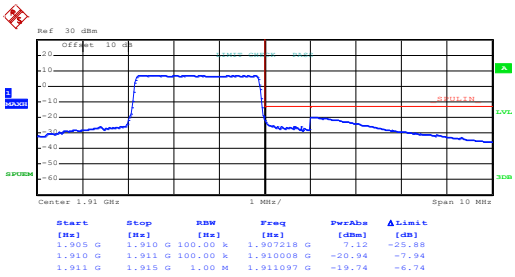

Start [Hz]	Stop [Hz]	RBW [Hz]	Freq [Hz]	PwrAbs [dBm]	ΔLimit [dB]
1.905 G	1.910 G	100.00 k	1.907218 G	7.12	-25.88
1.910 G	1.911 G	100.00 k	1.910008 G	-20.94	-7.94
1.911 G	1.915 G	1.00 M	1.911097 G	-19.74	-6.74

Date: 22.NOV.2017 14:17:51

Highest channel

QPSK & RB Size 1

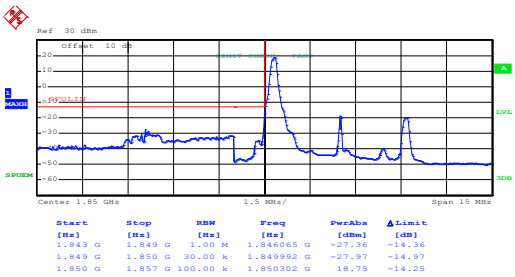

Date: 22.NOV.2017 14:18:31

Lowest channel

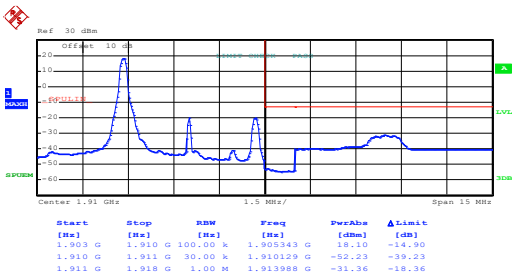

Date: 22.NOV.2017 14:19:14

Highest channel

QPSK & RB Size 15

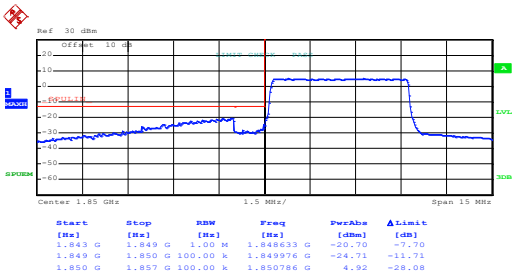

Date: 22.NOV.2017 14:18:47

Lowest channel

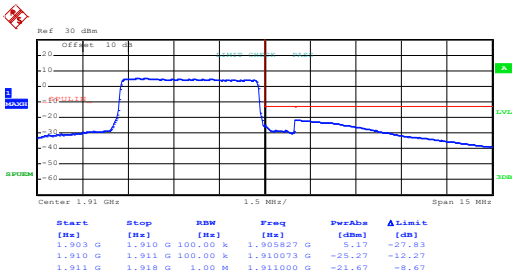

Date: 22.NOV.2017 14:19:30

Highest channel

5 MHz:

16QAM & RB Size 1

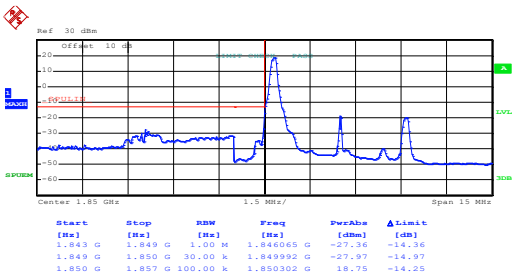

Date: 22.NOV.2017 14:18:31

Lowest channel

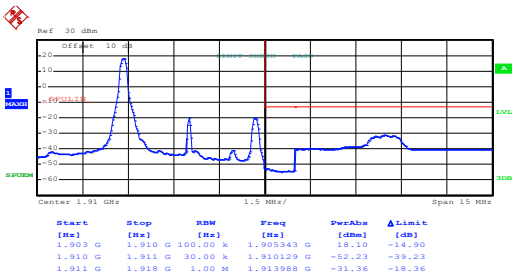

Date: 22.NOV.2017 14:19:14

Highest channel

16QAM & RB Size 25

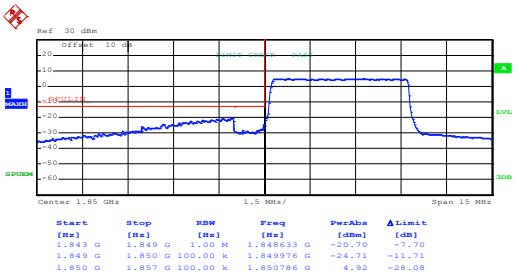

Date: 22.NOV.2017 14:18:47

Lowest channel

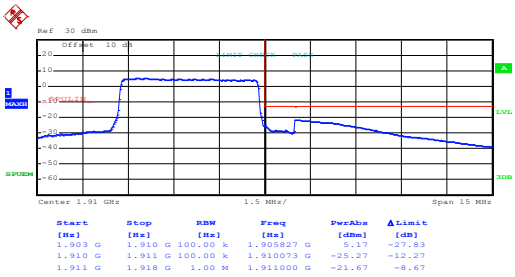

Date: 22.NOV.2017 14:19:30

Highest channel

QPSK & RB Size 1

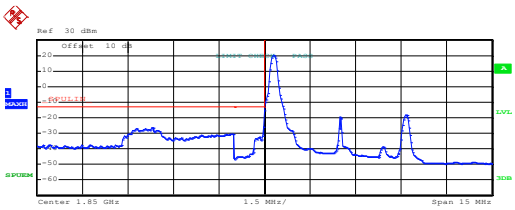

Start [Hz]	Stop [Hz]	RBW [Hz]	Freq [Hz]	PwrAbs [dBm]	ΔLimit [dB]
1.843 G	1.849 G	1.00 M	1.846327 G	-26.55	-13.55
1.849 G	1.850 G	30.00 k	1.849984 G	-26.22	-13.22
1.850 G	1.857 G	100.00 k	1.850302 G	20.38	-12.62

Date: 22.NOV.2017 14:18:26

Lowest channel

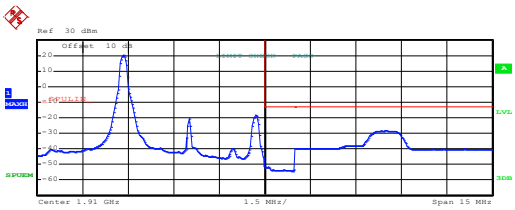

Start [Hz]	Stop [Hz]	RBW [Hz]	Freq [Hz]	PwrAbs [dBm]	ΔLimit [dB]
1.903 G	1.910 G	100.00 k	1.905343 G	20.26	-12.74
1.910 G	1.911 G	30.00 k	1.910121 G	-51.56	-38.56
1.911 G	1.918 G	1.00 M	1.913988 G	-28.39	-15.39

Date: 22.NOV.2017 14:19:09

Highest channel

QPSK & RB Size 25

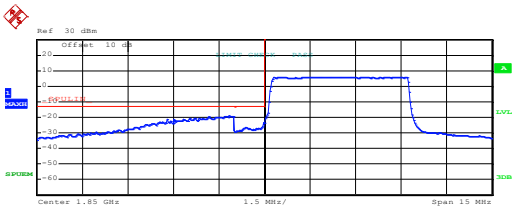

Start [Hz]	Stop [Hz]	RBW [Hz]	Freq [Hz]	PwrAbs [dBm]	ΔLimit [dB]
1.843 G	1.849 G	1.00 M	1.848843 G	-18.95	-5.95
1.849 G	1.850 G	100.00 k	1.849976 G	-23.60	-10.60
1.850 G	1.857 G	100.00 k	1.853387 G	6.01	-26.99

Date: 22.NOV.2017 14:18:42

Lowest channel

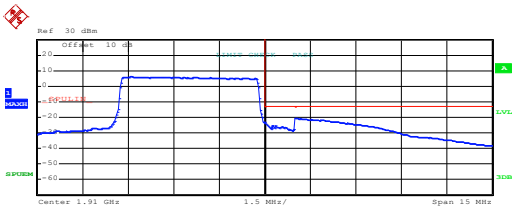

Start [Hz]	Stop [Hz]	RBW [Hz]	Freq [Hz]	PwrAbs [dBm]	ΔLimit [dB]
1.903 G	1.910 G	100.00 k	1.905585 G	6.50	-26.50
1.910 G	1.911 G	100.00 k	1.910016 G	-23.63	-10.63
1.911 G	1.918 G	1.00 M	1.911000 G	-20.45	-7.45

Date: 22.NOV.2017 14:19:26

Highest channel

10 MHz:

16QAM & RB Size 1

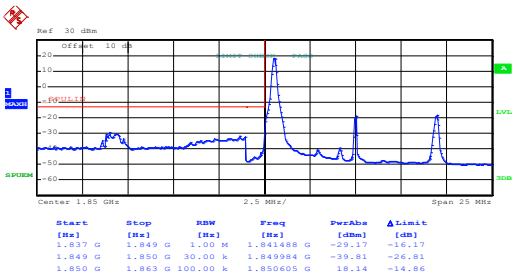

Start [Hz]	Stop [Hz]	RBW [Hz]	Freq [Hz]	PwrAbs [dBm]	ΔLimit [dB]
1.837 G	1.849 G	1.00 M	1.841488 G	-29.17	-16.17
1.849 G	1.850 G	30.00 k	1.849984 G	-39.81	-26.81
1.850 G	1.863 G	100.00 k	1.850605 G	18.14	-14.86

Date: 22.NOV.2017 14:20:17

Lowest channel

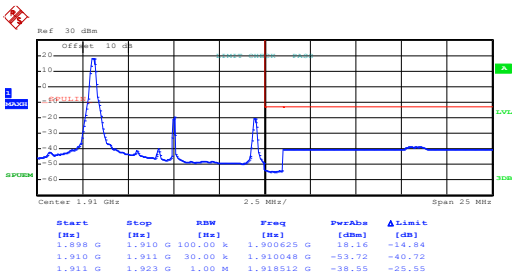

Start [Hz]	Stop [Hz]	RBW [Hz]	Freq [Hz]	PwrAbs [dBm]	ΔLimit [dB]
1.898 G	1.910 G	100.00 k	1.906625 G	18.16	-14.84
1.910 G	1.911 G	30.00 k	1.910048 G	-53.72	-40.72
1.911 G	1.923 G	1.00 M	1.918512 G	-38.55	-25.55

Date: 22.NOV.2017 14:20:59

Highest channel

16QAM & RB Size 50

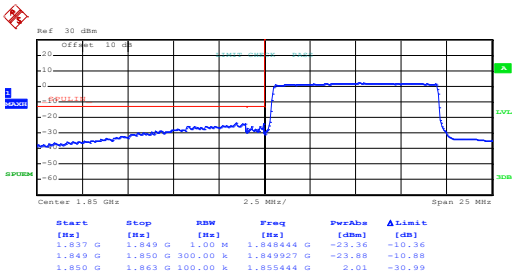

Start [Hz]	Stop [Hz]	RBW [Hz]	Freq [Hz]	PwrAbs [dBm]	ΔLimit [dB]
1.837 G	1.849 G	1.00 M	1.848444 G	-23.36	-10.36
1.849 G	1.850 G	300.00 k	1.849927 G	-23.88	-10.88
1.850 G	1.863 G	100.00 k	1.855444 G	2.01	-30.99

Date: 22.NOV.2017 14:20:33

Lowest channel

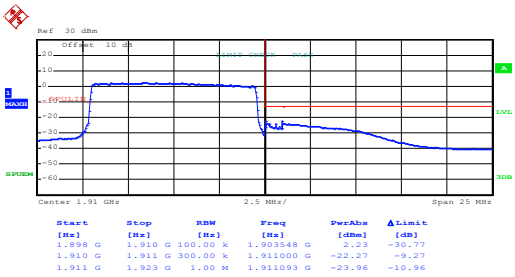

Start [Hz]	Stop [Hz]	RBW [Hz]	Freq [Hz]	PwrAbs [dBm]	ΔLimit [dB]
1.898 G	1.910 G	100.00 k	1.903548 G	2.23	-30.77
1.910 G	1.911 G	300.00 k	1.911000 G	-22.27	-9.27
1.911 G	1.923 G	1.00 M	1.911093 G	-23.96	-10.96

Date: 22.NOV.2017 14:21:15

Highest channel

QPSK & RB Size 1

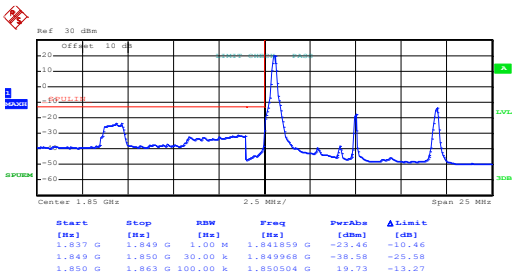

Start [Hz]	Stop [Hz]	RBW [Hz]	Freq [Hz]	PwrAbs [dBm]	ΔLimit [dB]
1.837 G	1.849 G	1.00 M	1.841859 G	-23.46	-10.46
1.849 G	1.850 G	30.00 k	1.849968 G	-38.58	-25.58
1.850 G	1.863 G	100.00 k	1.850504 G	19.73	-13.27

Date: 22.NOV.2017 14:20:12

Lowest channel

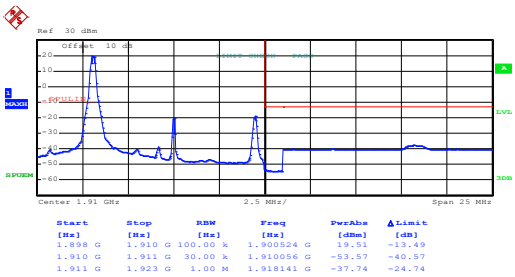

Start [Hz]	Stop [Hz]	RBW [Hz]	Freq [Hz]	PwrAbs [dBm]	ΔLimit [dB]
1.898 G	1.910 G	100.00 k	1.900524 G	19.51	-13.49
1.910 G	1.911 G	30.00 k	1.910056 G	-53.57	-40.57
1.911 G	1.923 G	1.00 M	1.918141 G	-37.74	-24.74

Date: 22.NOV.2017 14:20:54

Highest channel

QPSK & RB Size 50

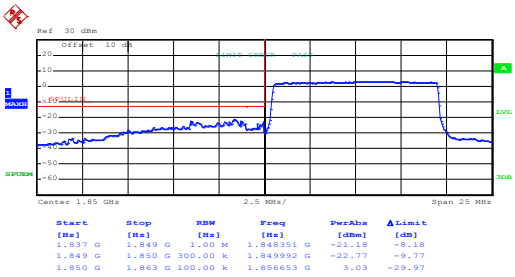

Start [Hz]	Stop [Hz]	RBW [Hz]	Freq [Hz]	PwrAbs [dBm]	ΔLimit [dB]
1.837 G	1.849 G	1.00 M	1.848351 G	-21.18	-8.18
1.849 G	1.850 G	300.00 k	1.849992 G	-22.77	-9.77
1.850 G	1.863 G	100.00 k	1.856653 G	3.03	-29.97

Date: 22.NOV.2017 14:20:29

Lowest channel

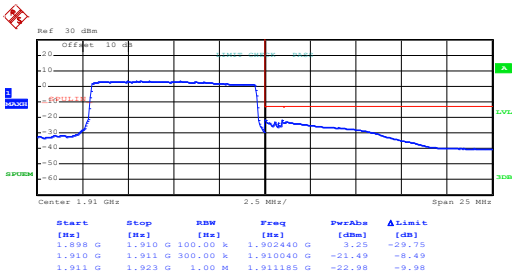

Start [Hz]	Stop [Hz]	RBW [Hz]	Freq [Hz]	PwrAbs [dBm]	ΔLimit [dB]
1.898 G	1.910 G	100.00 k	1.902440 G	3.25	-29.75
1.910 G	1.911 G	300.00 k	1.910040 G	-21.49	-8.49
1.911 G	1.923 G	1.00 M	1.911185 G	-22.98	-9.98

Date: 22.NOV.2017 14:21:10

Highest channel

15 MHz:

16QAM & RB Size 1

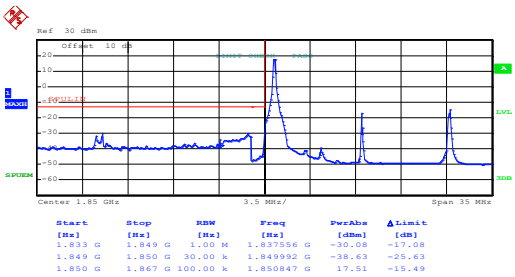

Start [Hz]	Stop [Hz]	RBW [Hz]	Freq [Hz]	PwrAbs [dBm]	ΔLimit [dB]
1.833 G	1.849 G	1.00 M	1.837556 G	-30.08	-17.08
1.849 G	1.850 G	30.00 k	1.849992 G	-38.63	-25.63
1.850 G	1.867 G	100.00 k	1.850847 G	17.51	-15.49

Date: 22.NOV.2017 14:22:04

Lowest channel

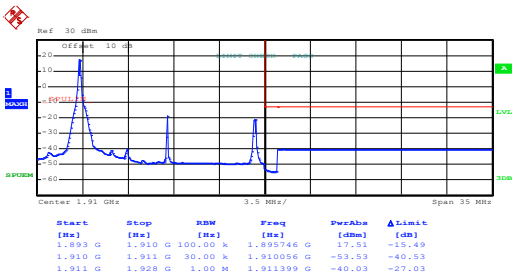

Start [Hz]	Stop [Hz]	RBW [Hz]	Freq [Hz]	PwrAbs [dBm]	ΔLimit [dB]
1.893 G	1.910 G	100.00 k	1.895746 G	17.51	-15.49
1.910 G	1.911 G	30.00 k	1.910056 G	-53.53	-40.53
1.911 G	1.928 G	1.00 M	1.911399 G	-40.03	-27.03

Date: 22.NOV.2017 14:22:48

Highest channel

16QAM & RB Size 75

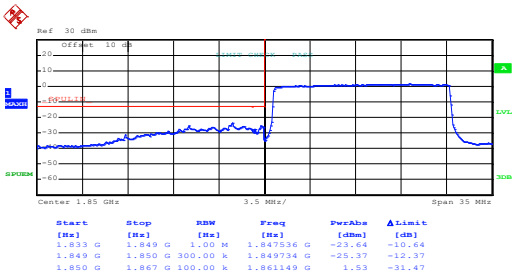

Start [Hz]	Stop [Hz]	RBW [Hz]	Freq [Hz]	PwrAbs [dBm]	ΔLimit [dB]
1.833 G	1.849 G	1.00 M	1.847536 G	-23.64	-10.64
1.849 G	1.850 G	300.00 k	1.849734 G	-25.37	-12.37
1.850 G	1.867 G	100.00 k	1.861149 G	1.53	-31.47

Date: 22.NOV.2017 14:23:40

Lowest channel

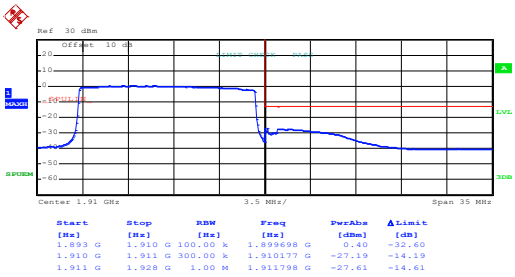

Start [Hz]	Stop [Hz]	RBW [Hz]	Freq [Hz]	PwrAbs [dBm]	ΔLimit [dB]
1.893 G	1.910 G	100.00 k	1.899698 G	0.40	-32.60
1.910 G	1.911 G	300.00 k	1.910177 G	-27.19	-14.19
1.911 G	1.928 G	1.00 M	1.911798 G	-27.61	-14.61

Date: 22.NOV.2017 14:23:07

Highest channel

QPSK & RB Size 1

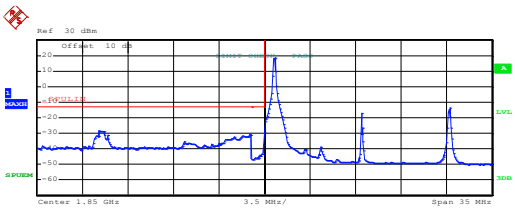

Start [Hz]	Stop [Hz]	RBW [Hz]	Freq [Hz]	PwrAbs [dBm]	ΔLimit [dB]
1.833 G	1.849 G	1.00 M	1.837290 G	-28.39	-15.39
1.849 G	1.850 G	30.00 k	1.849992 G	-38.18	-25.18
1.850 G	1.867 G	100.00 k	1.850847 G	18.48	-14.52

Date: 22.NOV.2017 14:22:10

Lowest channel

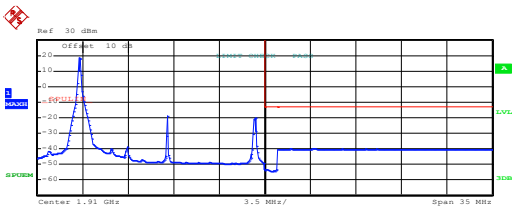

Start [Hz]	Stop [Hz]	RBW [Hz]	Freq [Hz]	PwrAbs [dBm]	ΔLimit [dB]
1.893 G	1.910 G	100.00 k	1.895746 G	18.69	-14.31
1.910 G	1.911 G	30.00 k	1.910056 G	-53.05	-40.05
1.911 G	1.928 G	1.00 M	1.911931 G	-40.07	-27.07

Date: 22.NOV.2017 14:22:43

Highest channel

QPSK & RB Size 75

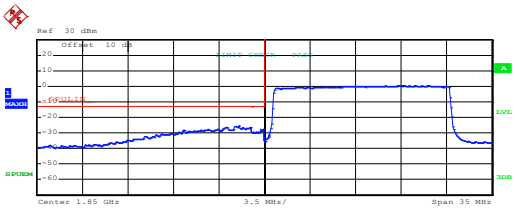

Start [Hz]	Stop [Hz]	RBW [Hz]	Freq [Hz]	PwrAbs [dBm]	ΔLimit [dB]
1.833 G	1.849 G	1.00 M	1.848069 G	-25.36	-12.36
1.849 G	1.850 G	300.00 k	1.849935 G	-27.54	-14.54
1.850 G	1.867 G	100.00 k	1.861573 G	0.37	-32.63

Date: 22.NOV.2017 14:23:30

Lowest channel

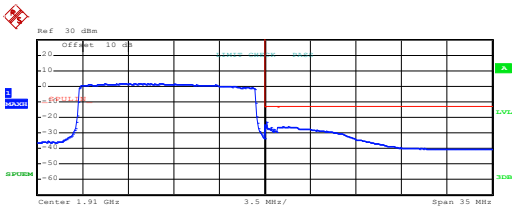

Start [Hz]	Stop [Hz]	RBW [Hz]	Freq [Hz]	PwrAbs [dBm]	ΔLimit [dB]
1.893 G	1.910 G	100.00 k	1.899274 G	1.83	-31.17
1.910 G	1.911 G	300.00 k	1.910113 G	-23.07	-10.07
1.911 G	1.928 G	1.00 M	1.911798 G	-25.96	-12.96

Date: 22.NOV.2017 14:23:02

Highest channel

20 MHz:

16QAM & RB Size 1

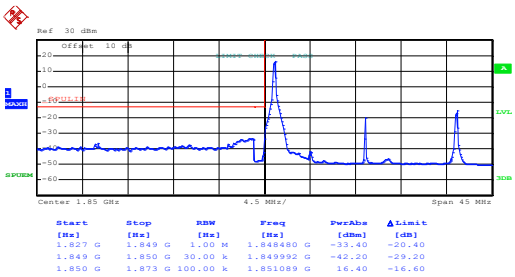

Date: 22.NOV.2017 14:24:17

Lowest channel

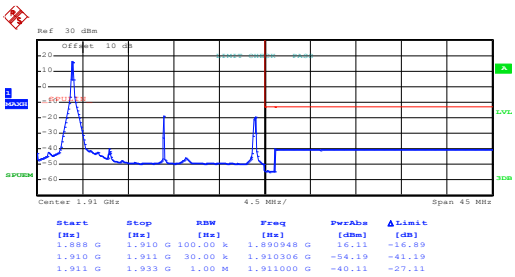

Date: 22.NOV.2017 14:24:58

Highest channel

16QAM & RB Size 100

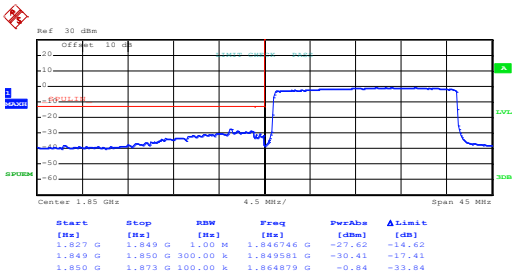

Date: 22.NOV.2017 14:24:32

Lowest channel

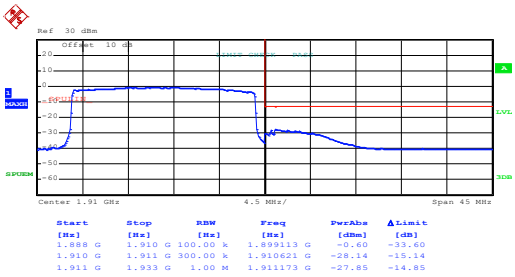

Date: 22.NOV.2017 14:25:15

Highest channel

QPSK & RB Size 1

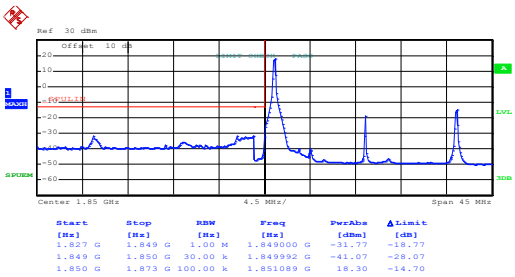

Start [Hz]	Stop [Hz]	RBW [Hz]	Freq [Hz]	PwrAbs [dBm]	ΔLimit [dB]
1.827 G	1.849 G	1.00 M	1.849000 G	-31.77	-18.27
1.849 G	1.850 G	30.00 k	1.849992 G	-41.07	-28.07
1.850 G	1.873 G	100.00 k	1.851089 G	18.30	-14.70

Date: 22.NOV.2017 14:24:11

Lowest channel

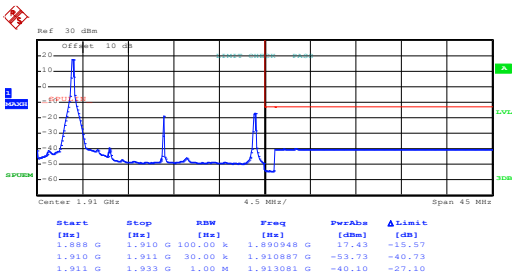

Start [Hz]	Stop [Hz]	RBW [Hz]	Freq [Hz]	PwrAbs [dBm]	ΔLimit [dB]
1.888 G	1.910 G	100.00 k	1.890948 G	17.43	-15.57
1.910 G	1.911 G	30.00 k	1.910887 G	-53.73	-40.73
1.911 G	1.933 G	1.00 M	1.913081 G	-40.10	-27.10

Date: 22.NOV.2017 14:24:53

Highest channel

QPSK & RB Size 100

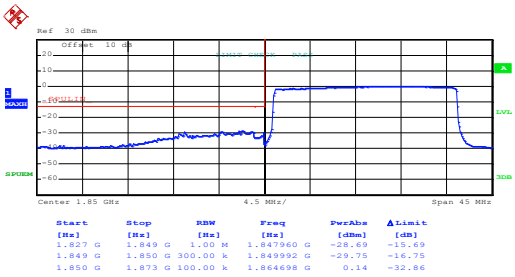

Start [Hz]	Stop [Hz]	RBW [Hz]	Freq [Hz]	PwrAbs [dBm]	ΔLimit [dB]
1.827 G	1.849 G	1.00 M	1.847960 G	-28.69	-15.69
1.849 G	1.850 G	300.00 k	1.849992 G	-29.75	-16.75
1.850 G	1.873 G	100.00 k	1.864698 G	0.14	-32.86

Date: 22.NOV.2017 14:24:28

Lowest channel

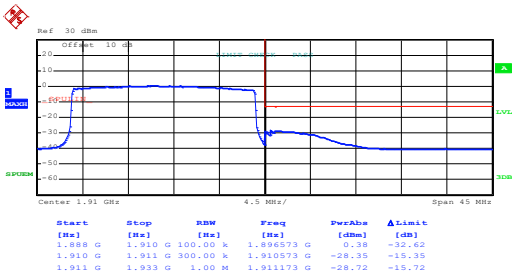

Start [Hz]	Stop [Hz]	RBW [Hz]	Freq [Hz]	PwrAbs [dBm]	ΔLimit [dB]
1.888 G	1.910 G	100.00 k	1.896573 G	0.38	-32.62
1.910 G	1.911 G	300.00 k	1.910573 G	-28.35	-15.35
1.911 G	1.933 G	1.00 M	1.911173 G	-28.72	-15.72

Date: 22.NOV.2017 14:25:11

Highest channel

LTE band 4/66, 1.4MHz:

16QAM & RB Size 1

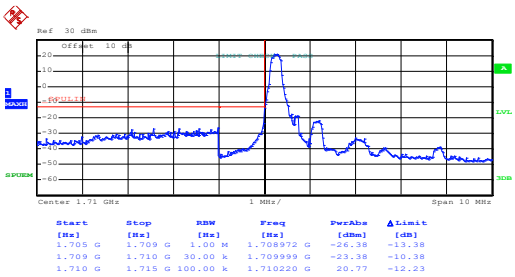

Date: 22.NOV.2017 14:26:25

Lowest channel

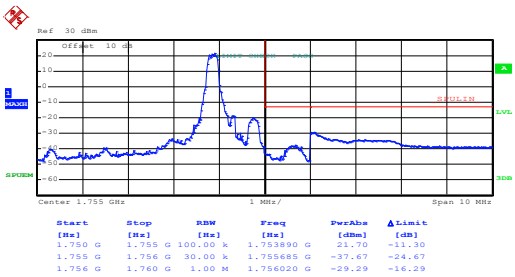

Date: 22.NOV.2017 14:27:00

Highest channel

16QAM & RB Size 6

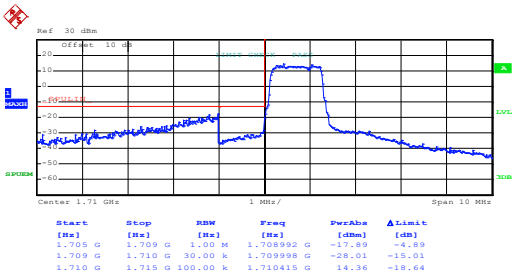

Date: 22.NOV.2017 14:26:39

Lowest channel

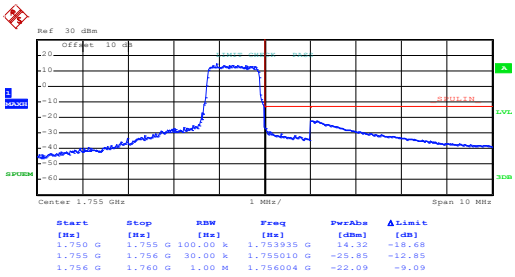

Date: 22.NOV.2017 14:27:12

Highest channel

QPSK & RB Size 1

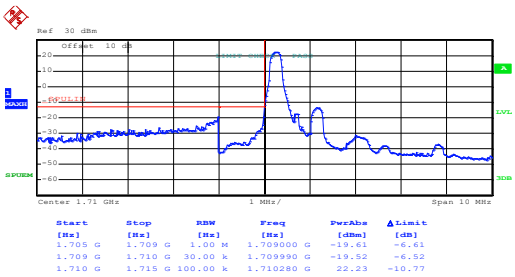

Date: 22.NOV.2017 14:26:19

Lowest channel

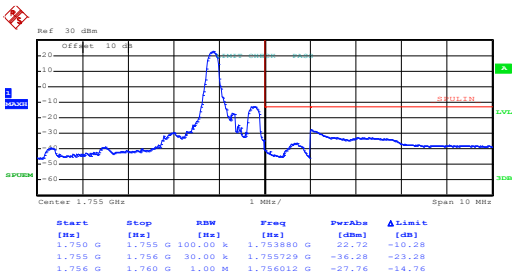

Date: 22.NOV.2017 14:26:55

Highest channel

QPSK & RB Size 6

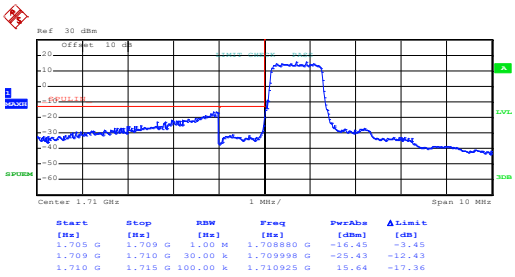

Date: 22.NOV.2017 14:26:34

Lowest channel

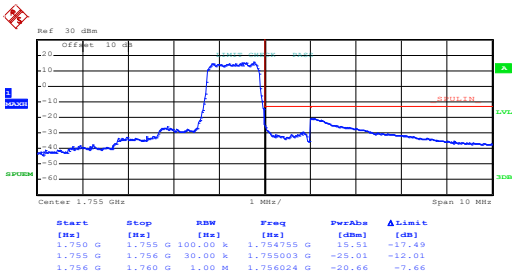

Date: 22.NOV.2017 14:27:08

Highest channel

3 MHz:

16QAM & RB Size 1

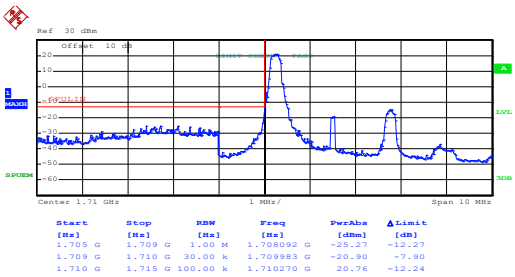

Start [Hz]	Stop [Hz]	RBW [Hz]	Freq [Hz]	PwrAbs [dBm]	ΔLimit [dB]
1.705 G	1.709 G	1.00 M	1.708092 G	-25.27	-12.27
1.709 G	1.710 G	30.00 k	1.709983 G	-20.90	-7.90
1.710 G	1.715 G	100.00 k	1.710270 G	20.76	-12.24

Date: 22.NOV.2017 14:27:54

Lowest channel

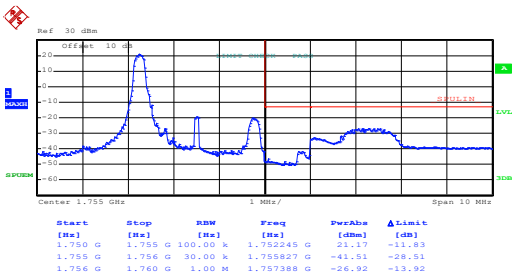

Start [Hz]	Stop [Hz]	RBW [Hz]	Freq [Hz]	PwrAbs [dBm]	ΔLimit [dB]
1.750 G	1.755 G	100.00 k	1.752245 G	21.17	-11.83
1.755 G	1.756 G	30.00 k	1.755827 G	-41.51	-28.51
1.756 G	1.760 G	1.00 M	1.757388 G	-26.92	-13.92

Date: 22.NOV.2017 14:28:35

Highest channel

16QAM & RB Size 15

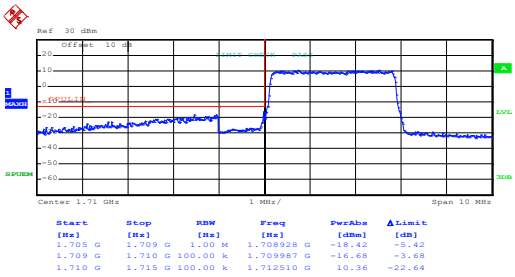

Start [Hz]	Stop [Hz]	RBW [Hz]	Freq [Hz]	PwrAbs [dBm]	ΔLimit [dB]
1.705 G	1.709 G	1.00 M	1.708928 G	-18.42	-5.42
1.709 G	1.710 G	100.00 k	1.709987 G	-16.68	-3.68
1.710 G	1.715 G	100.00 k	1.712510 G	10.36	-22.64

Date: 22.NOV.2017 14:28:13

Lowest channel

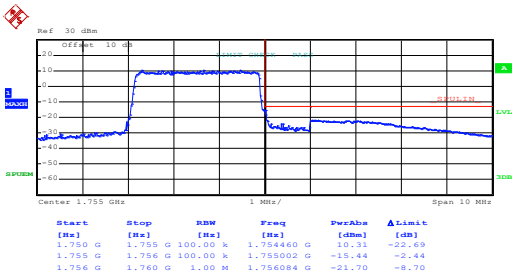

Start [Hz]	Stop [Hz]	RBW [Hz]	Freq [Hz]	PwrAbs [dBm]	ΔLimit [dB]
1.750 G	1.755 G	100.00 k	1.754460 G	10.31	-22.69
1.755 G	1.756 G	100.00 k	1.755002 G	-15.44	-2.44
1.756 G	1.760 G	1.00 M	1.756084 G	-21.70	-8.70

Date: 22.NOV.2017 14:29:06

Highest channel

QPSK & RB Size 1

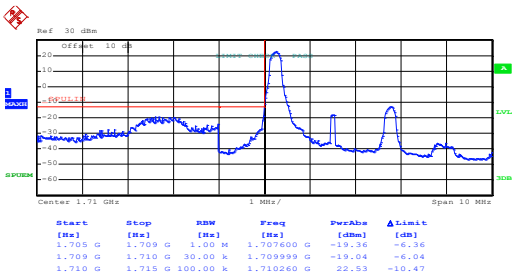

Date: 22.NOV.2017 14:27:49

Lowest channel

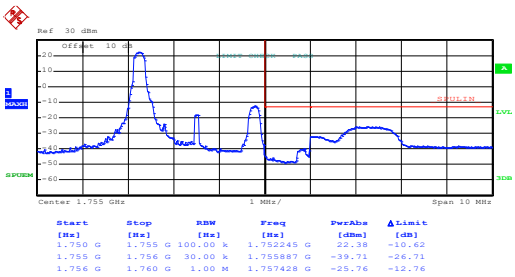

Date: 22.NOV.2017 14:28:30

Highest channel

QPSK & RB Size 15

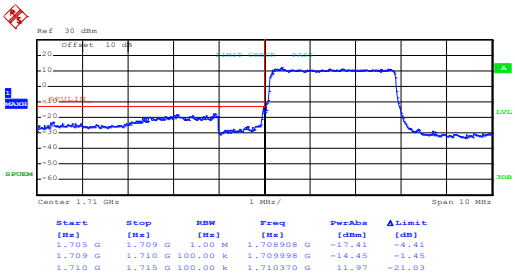

Date: 22.NOV.2017 14:28:08

Lowest channel

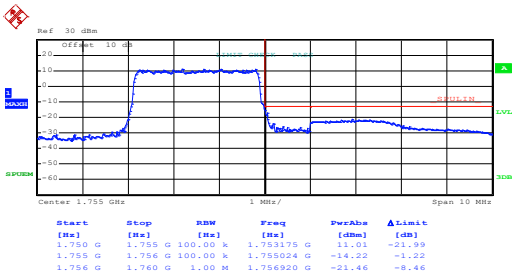

Date: 22.NOV.2017 14:29:02

Highest channel

5 MHz:

16QAM & RB Size 1

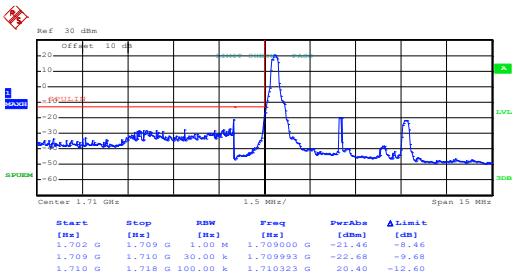

Date: 22.NOV.2017 14:29:45

Lowest channel

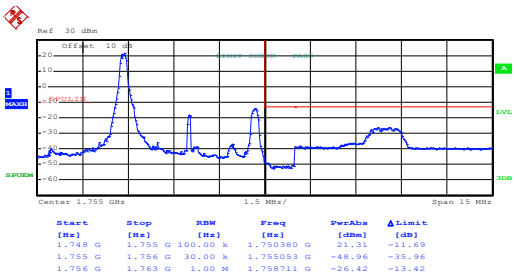

Date: 22.NOV.2017 14:30:23

Highest channel

16QAM & RB Size 25

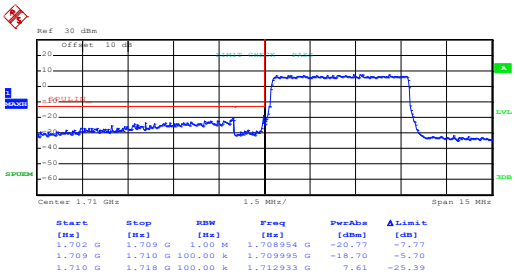

Date: 22.NOV.2017 14:30:03

Lowest channel

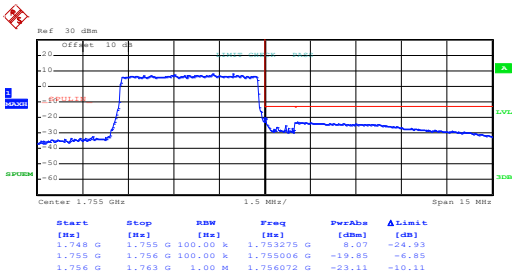

Date: 22.NOV.2017 14:30:44

Highest channel

QPSK & RB Size 1

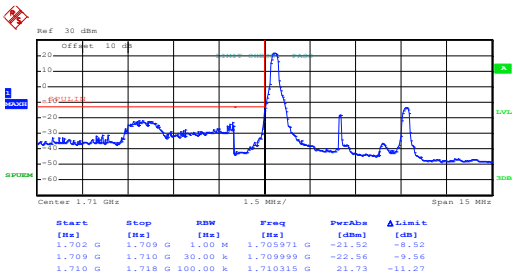

Date: 22.NOV.2017 14:29:40

Lowest channel

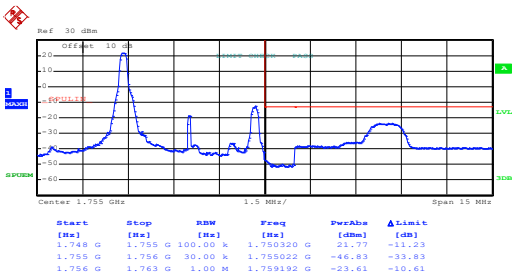

Date: 22.NOV.2017 14:30:18

Highest channel

QPSK & RB Size 25

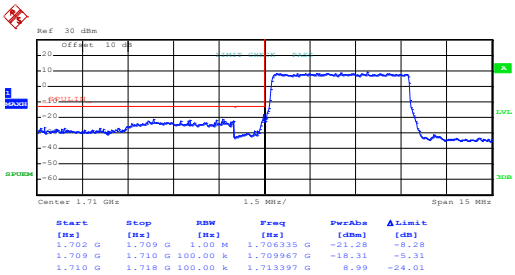

Date: 22.NOV.2017 14:29:59

Lowest channel

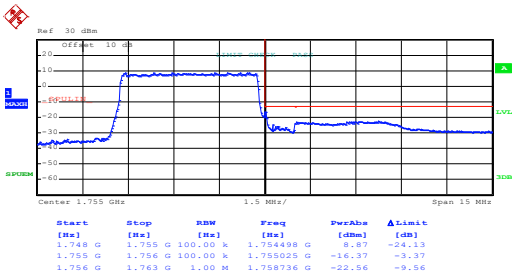

Date: 22.NOV.2017 14:30:40

Highest channel

10 MHz:

16QAM & RB Size 1

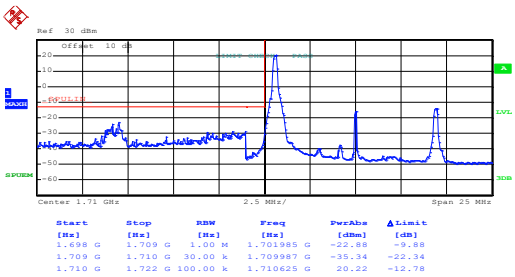

Date: 22.NOV.2017 14:31:22

Lowest channel

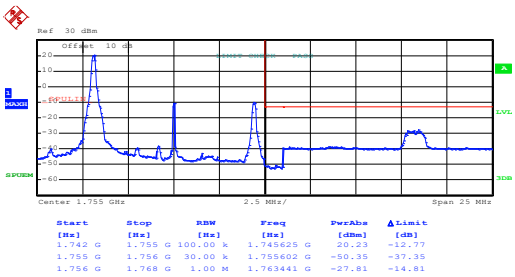

Date: 22.NOV.2017 14:32:14

Highest channel

16QAM & RB Size 50

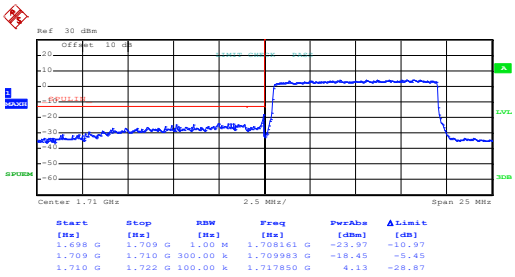

Date: 22.NOV.2017 14:31:38

Lowest channel

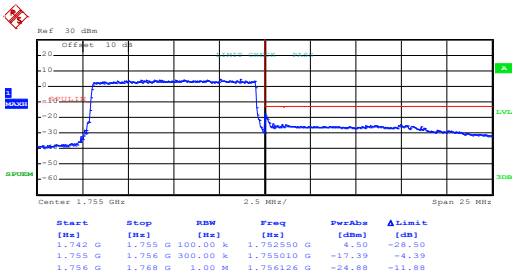

Date: 22.NOV.2017 14:32:42

Highest channel

QPSK & RB Size 1

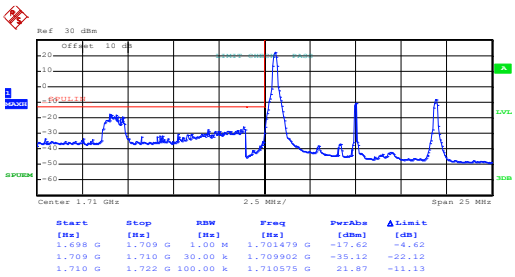

Start [Hz]	Stop [Hz]	RBW [Hz]	Freq [Hz]	PwrAbs [dBm]	ΔLimit [dB]
1.698 G	1.709 G	1.00 M	1.701479 G	-17.62	-4.62
1.709 G	1.710 G	30.00 k	1.709902 G	-35.12	-22.12
1.710 G	1.722 G	100.00 k	1.710575 G	21.87	-11.13

Date: 22.NOV.2017 14:31:17

Lowest channel

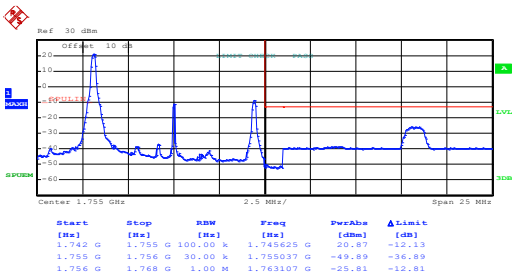

Start [Hz]	Stop [Hz]	RBW [Hz]	Freq [Hz]	PwrAbs [dBm]	ΔLimit [dB]
1.742 G	1.755 G	100.00 k	1.745625 G	20.87	-12.13
1.755 G	1.756 G	30.00 k	1.755037 G	-49.89	-36.89
1.756 G	1.768 G	1.00 M	1.763107 G	-25.81	-12.81

Date: 22.NOV.2017 14:32:08

Highest channel

QPSK & RB Size 50

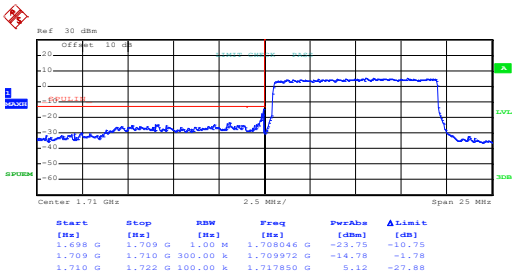

Start [Hz]	Stop [Hz]	RBW [Hz]	Freq [Hz]	PwrAbs [dBm]	ΔLimit [dB]
1.698 G	1.709 G	1.00 M	1.708046 G	-23.75	-10.75
1.709 G	1.710 G	300.00 k	1.709972 G	-14.78	-1.78
1.710 G	1.722 G	100.00 k	1.717850 G	5.12	-27.88

Date: 22.NOV.2017 14:31:34

Lowest channel

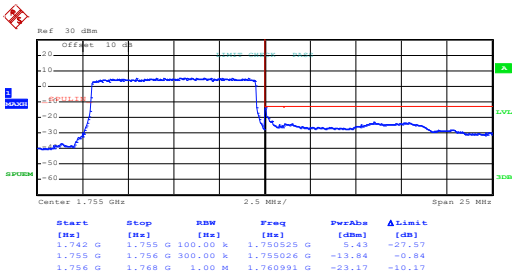

Start [Hz]	Stop [Hz]	RBW [Hz]	Freq [Hz]	PwrAbs [dBm]	ΔLimit [dB]
1.742 G	1.755 G	100.00 k	1.750525 G	5.43	-27.57
1.755 G	1.756 G	300.00 k	1.755026 G	-13.84	-0.84
1.756 G	1.768 G	1.00 M	1.760991 G	-23.17	-10.17

Date: 22.NOV.2017 14:32:36

Highest channel

15 MHz:

16QAM & RB Size 1

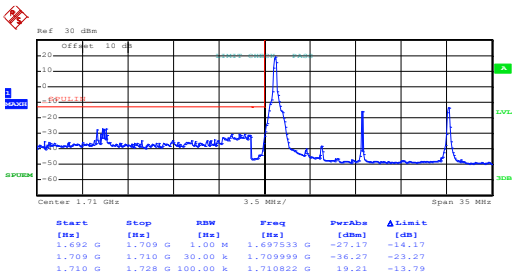

Date: 22.NOV.2017 14:33:22

Lowest channel

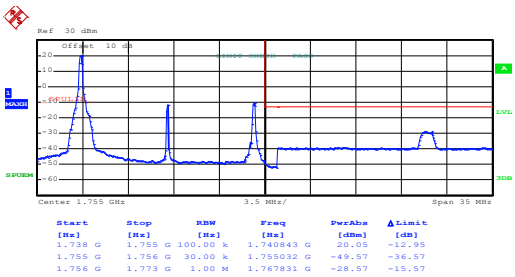

Date: 22.NOV.2017 14:34:13

Highest channel

16QAM & RB Size 75

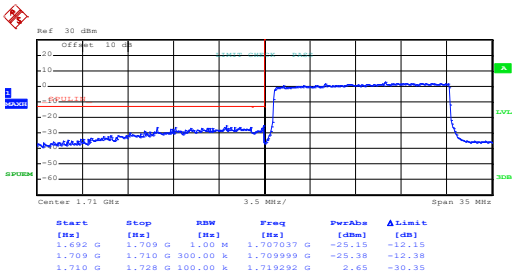

Date: 22.NOV.2017 14:33:40

Lowest channel

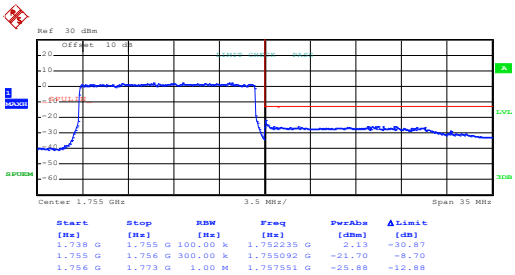

Date: 22.NOV.2017 14:34:31

Highest channel

QPSK & RB Size 1

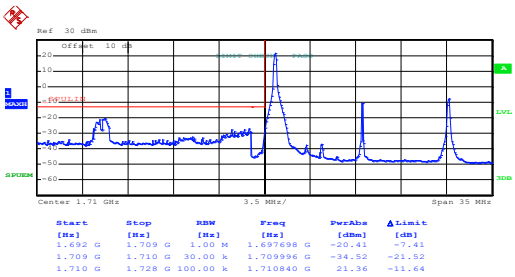

Start [Hz]	Stop [Hz]	RBW [Hz]	Freq [Hz]	PwrAbs [dBm]	ΔLimit [dB]
1.692 G	1.709 G	1.00 M	1.697698 G	-20.41	-7.41
1.709 G	1.710 G	30.00 k	1.709996 G	-34.52	-21.52
1.710 G	1.728 G	100.00 k	1.710840 G	21.36	-11.64

Date: 22.NOV.2017 14:33:17

Lowest channel

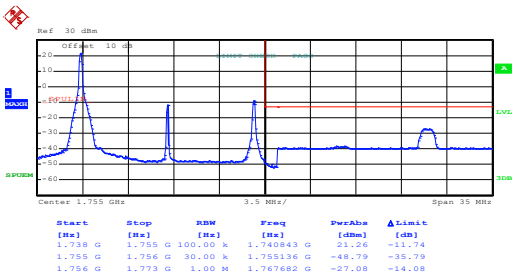

Start [Hz]	Stop [Hz]	RBW [Hz]	Freq [Hz]	PwrAbs [dBm]	ΔLimit [dB]
1.738 G	1.755 G	100.00 k	1.740843 G	21.26	-11.74
1.755 G	1.756 G	30.00 k	1.755136 G	-48.79	-35.79
1.756 G	1.773 G	1.00 M	1.767682 G	-27.08	-14.08

Date: 22.NOV.2017 14:34:08

Highest channel

QPSK & RB Size 75

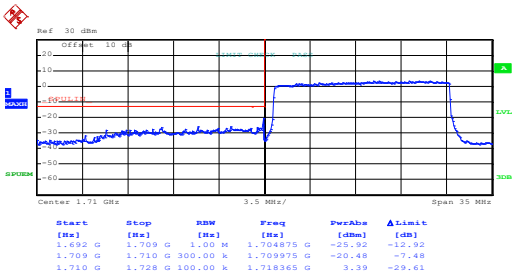

Start [Hz]	Stop [Hz]	RBW [Hz]	Freq [Hz]	PwrAbs [dBm]	ΔLimit [dB]
1.692 G	1.709 G	1.00 M	1.704875 G	-25.92	-12.92
1.709 G	1.710 G	300.00 k	1.709975 G	-20.48	-7.48
1.710 G	1.728 G	100.00 k	1.718365 G	3.39	-29.61

Date: 22.NOV.2017 14:33:35

Lowest channel

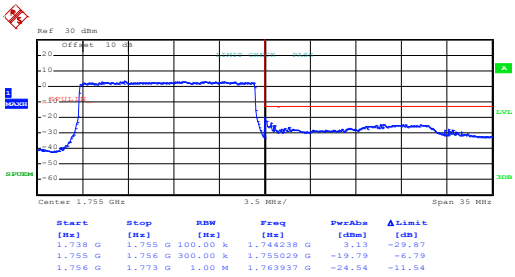

Start [Hz]	Stop [Hz]	RBW [Hz]	Freq [Hz]	PwrAbs [dBm]	ΔLimit [dB]
1.738 G	1.755 G	100.00 k	1.744238 G	3.13	-29.87
1.755 G	1.756 G	300.00 k	1.755029 G	-19.79	-6.79
1.756 G	1.773 G	1.00 M	1.763937 G	-24.54	-11.54

Date: 22.NOV.2017 14:34:26

Highest channel

20 MHz:

16QAM & RB Size 1

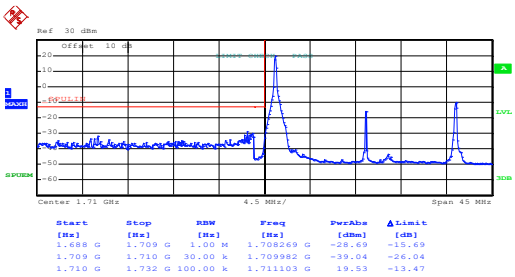

Start [Hz]	Stop [Hz]	RBW [Hz]	Freq [Hz]	PwrAbs [dBm]	ΔLimit [dB]
1.688 G	1.709 G	1.00 M	1.708269 G	-28.69	-15.69
1.709 G	1.710 G	30.00 k	1.709982 G	-39.04	-26.04
1.710 G	1.732 G	100.00 k	1.711103 G	19.53	-13.47

Date: 22.NOV.2017 14:35:14

Lowest channel

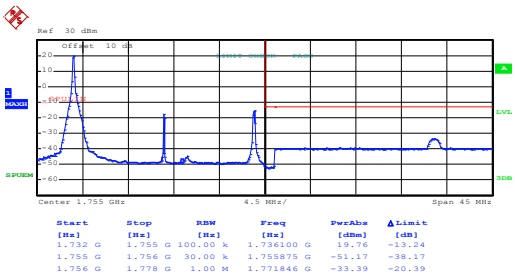

Start [Hz]	Stop [Hz]	RBW [Hz]	Freq [Hz]	PwrAbs [dBm]	ΔLimit [dB]
1.732 G	1.755 G	100.00 k	1.736100 G	19.76	-13.24
1.755 G	1.756 G	30.00 k	1.755875 G	-51.17	-38.17
1.756 G	1.778 G	1.00 M	1.771846 G	-33.39	-20.39

Date: 22.NOV.2017 14:35:58

Highest channel

16QAM & RB Size 100

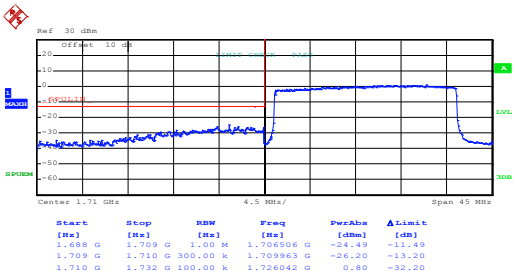

Start [Hz]	Stop [Hz]	RBW [Hz]	Freq [Hz]	PwrAbs [dBm]	ΔLimit [dB]
1.688 G	1.709 G	1.00 M	1.706506 G	-24.49	-11.49
1.709 G	1.710 G	300.00 k	1.709963 G	-26.20	-13.20
1.710 G	1.732 G	100.00 k	1.726042 G	0.80	-32.20

Date: 22.NOV.2017 14:35:30

Lowest channel

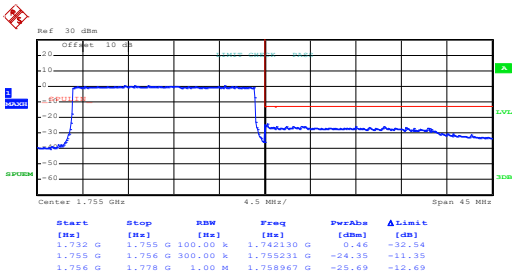

Start [Hz]	Stop [Hz]	RBW [Hz]	Freq [Hz]	PwrAbs [dBm]	ΔLimit [dB]
1.732 G	1.755 G	100.00 k	1.742130 G	0.46	-32.54
1.755 G	1.756 G	300.00 k	1.755231 G	-24.35	-11.35
1.756 G	1.778 G	1.00 M	1.758967 G	-25.69	-12.69

Date: 22.NOV.2017 14:36:17

Highest channel

QPSK & RB Size 1

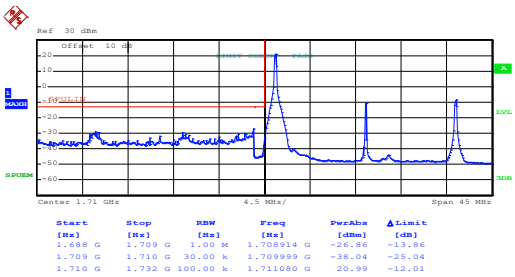

Start [Hz]	Stop [Hz]	RBW [Hz]	Freq [Hz]	PwrAbs [dBm]	ΔLimit [dB]
1.688 G	1.709 G	1.00 M	1.708914 G	-26.86	-13.86
1.709 G	1.710 G	30.00 k	1.709999 G	-38.04	-25.04
1.710 G	1.732 G	100.00 k	1.711080 G	20.99	-12.01

Date: 22.NOV.2017 14:35:08

Lowest channel

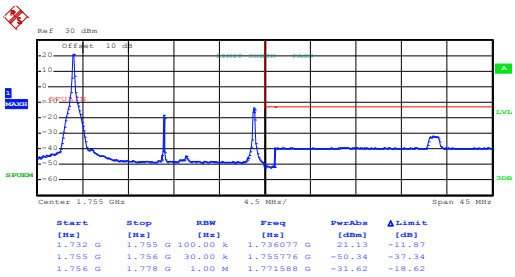

Start [Hz]	Stop [Hz]	RBW [Hz]	Freq [Hz]	PwrAbs [dBm]	ΔLimit [dB]
1.732 G	1.755 G	100.00 k	1.736077 G	21.13	-11.87
1.755 G	1.756 G	30.00 k	1.755776 G	-50.34	-37.34
1.756 G	1.778 G	1.00 M	1.771588 G	-31.62	-18.62

Date: 22.NOV.2017 14:35:52

Highest channel

QPSK & RB Size 100

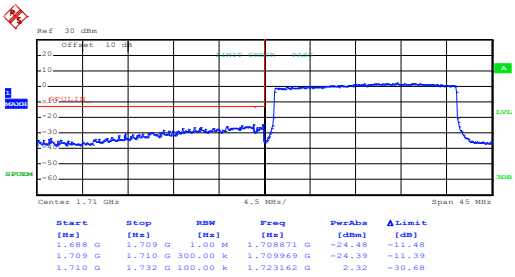

Start [Hz]	Stop [Hz]	RBW [Hz]	Freq [Hz]	PwrAbs [dBm]	ΔLimit [dB]
1.688 G	1.709 G	1.00 M	1.708871 G	-24.48	-11.48
1.709 G	1.710 G	300.00 k	1.709969 G	-24.39	-11.39
1.710 G	1.732 G	100.00 k	1.723162 G	2.32	-30.68

Date: 22.NOV.2017 14:35:26

Lowest channel

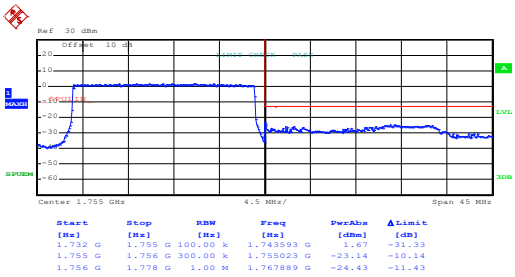

Start [Hz]	Stop [Hz]	RBW [Hz]	Freq [Hz]	PwrAbs [dBm]	ΔLimit [dB]
1.732 G	1.755 G	100.00 k	1.743593 G	1.67	-31.33
1.755 G	1.756 G	300.00 k	1.755023 G	-23.14	-10.14
1.756 G	1.778 G	1.00 M	1.767889 G	-24.43	-11.43

Date: 22.NOV.2017 14:36:10

Highest channel

LTE band 5, 1.4 MHz:

16QAM & RB Size 1

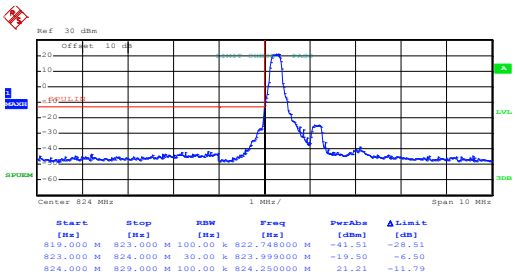

Date: 22.NOV.2017 14:39:08

Lowest channel

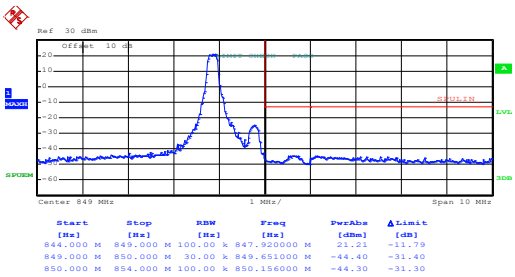

Date: 22.NOV.2017 14:40:15

Highest channel

16QAM & RB Size 6

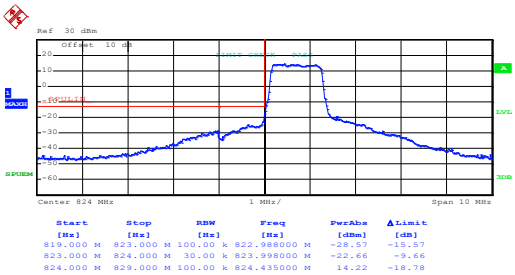

Date: 22.NOV.2017 14:39:45

Lowest channel

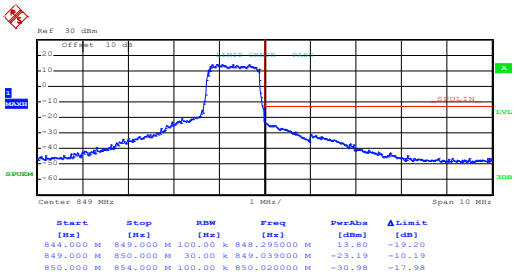

Date: 22.NOV.2017 14:40:27

Highest channel

QPSK & RB Size 1

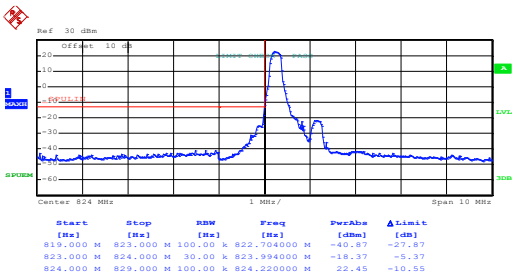

Start [Hz]	Stop [Hz]	RBW [Hz]	Freq [Hz]	PwrAbs [dBm]	ΔLimit [dB]
819.000 M	823.000 M	100.00 k	822.704000 M	-40.87	-27.87
823.000 M	824.000 M	30.00 k	823.994000 M	-18.37	-5.37
824.000 M	829.000 M	100.00 k	824.220000 M	22.45	-10.55

Date: 22.NOV.2017 14:38:59

Lowest channel

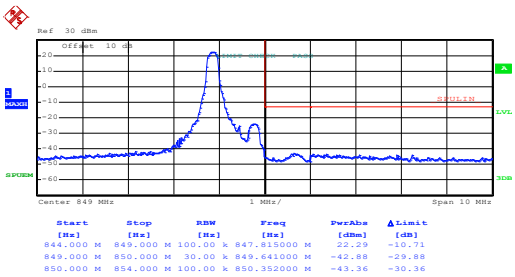

Start [Hz]	Stop [Hz]	RBW [Hz]	Freq [Hz]	PwrAbs [dBm]	ΔLimit [dB]
844.000 M	849.000 M	100.00 k	847.815000 M	22.29	-10.71
849.000 M	850.000 M	30.00 k	849.641000 M	-42.88	-29.88
850.000 M	854.000 M	100.00 k	850.352000 M	-43.36	-30.36

Date: 22.NOV.2017 14:40:10

Highest channel

QPSK & RB Size 6

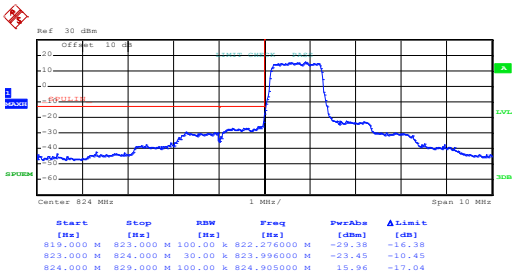

Start [Hz]	Stop [Hz]	RBW [Hz]	Freq [Hz]	PwrAbs [dBm]	ΔLimit [dB]
819.000 M	823.000 M	100.00 k	822.276000 M	-29.38	-16.38
823.000 M	824.000 M	30.00 k	823.996000 M	-23.45	-10.45
824.000 M	829.000 M	100.00 k	824.905000 M	15.96	-17.04

Date: 22.NOV.2017 14:39:31

Lowest channel

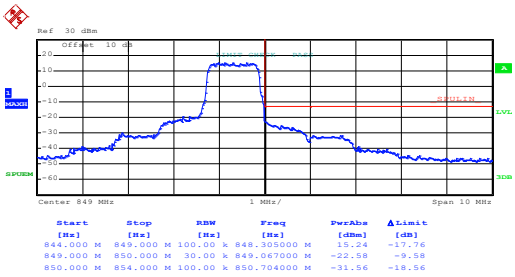

Start [Hz]	Stop [Hz]	RBW [Hz]	Freq [Hz]	PwrAbs [dBm]	ΔLimit [dB]
844.000 M	849.000 M	100.00 k	848.305000 M	15.24	-17.76
849.000 M	850.000 M	30.00 k	849.067000 M	-22.58	-9.58
850.000 M	854.000 M	100.00 k	850.704000 M	-31.56	-18.56

Date: 22.NOV.2017 14:40:22

Highest channel

3 MHz:

16QAM & RB Size 1

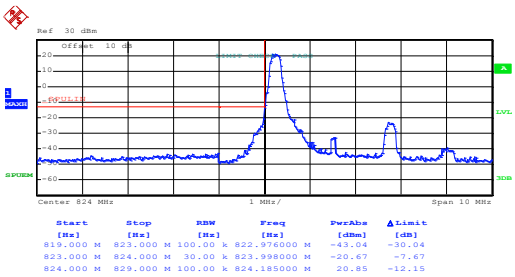

Date: 22.NOV.2017 14:41:08

Lowest channel

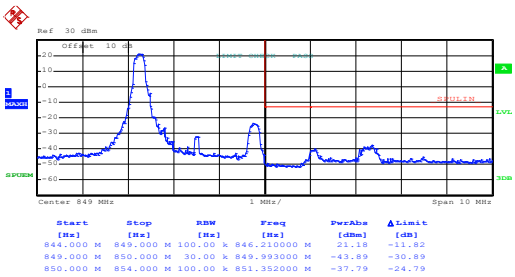

Date: 22.NOV.2017 14:42:28

Highest channel

16QAM & RB Size 15

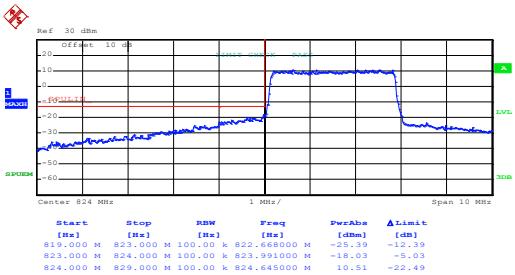

Date: 22.NOV.2017 14:42:00

Lowest channel

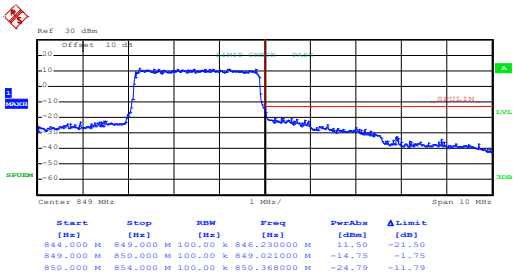

Date: 22.NOV.2017 14:42:51

Highest channel

QPSK & RB Size 1

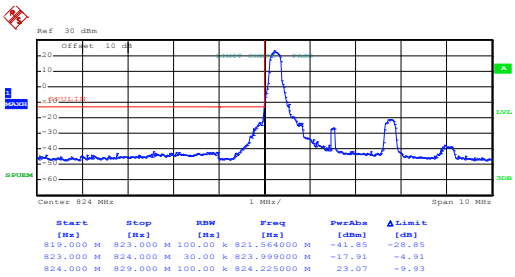

Date: 22.NOV.2017 14:41:01

Lowest channel

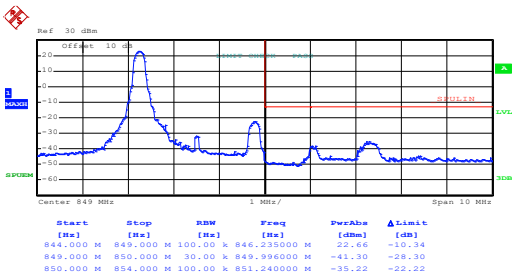

Date: 22.NOV.2017 14:42:23

Highest channel

QPSK & RB Size 15

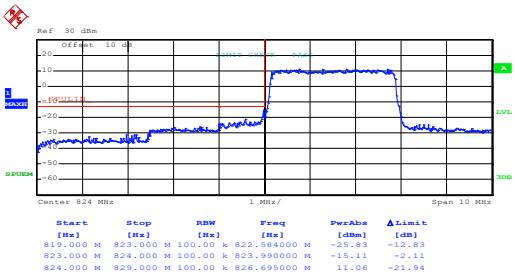

Date: 22.NOV.2017 14:41:54

Lowest channel

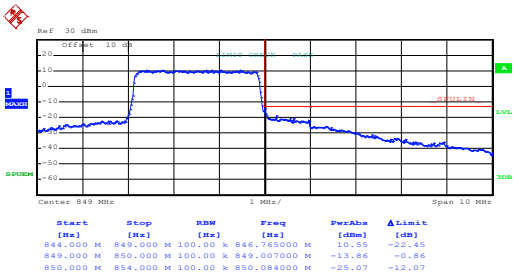

Date: 22.NOV.2017 14:43:05

Highest channel

5 MHz:

16QAM & RB Size 1

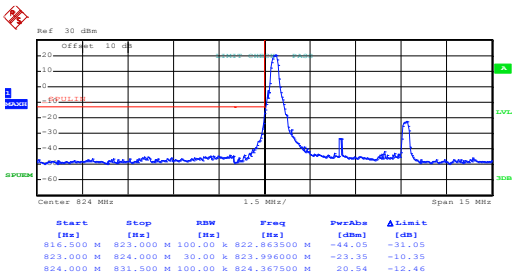

Start [Hz]	Stop [Hz]	RBW [Hz]	Freq [Hz]	PwrAbs [dBm]	ΔLimit [dB]
816.500 M	823.000 M	100.00 k	822.863500 M	-44.05	-31.05
823.000 M	824.000 M	30.00 k	823.996000 M	-23.35	-10.35
824.000 M	831.500 M	100.00 k	824.367500 M	20.54	-12.46

Date: 22.NOV.2017 14:44:14

Lowest channel

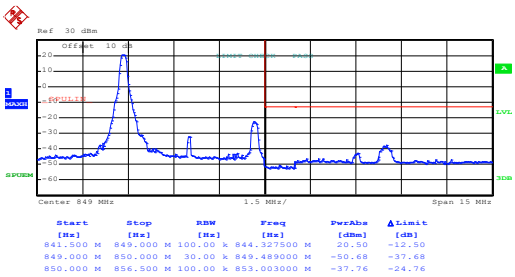

Start [Hz]	Stop [Hz]	RBW [Hz]	Freq [Hz]	PwrAbs [dBm]	ΔLimit [dB]
841.500 M	849.000 M	100.00 k	844.327500 M	20.50	-12.50
849.000 M	850.000 M	30.00 k	849.489000 M	-50.68	-37.68
850.000 M	856.500 M	100.00 k	853.003000 M	-37.76	-24.76

Date: 22.NOV.2017 14:45:04

Highest channel

16QAM & RB Size 25

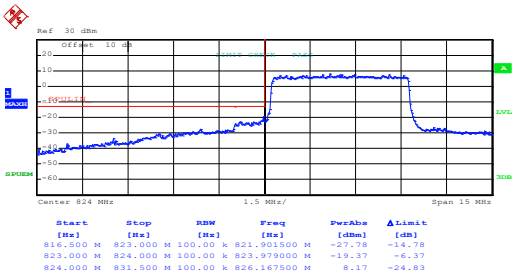

Start [Hz]	Stop [Hz]	RBW [Hz]	Freq [Hz]	PwrAbs [dBm]	ΔLimit [dB]
816.500 M	823.000 M	100.00 k	821.901500 M	-27.78	-14.78
823.000 M	824.000 M	100.00 k	823.979000 M	-19.37	-6.37
824.000 M	831.500 M	100.00 k	826.167500 M	8.17	-24.83

Date: 22.NOV.2017 14:44:30

Lowest channel

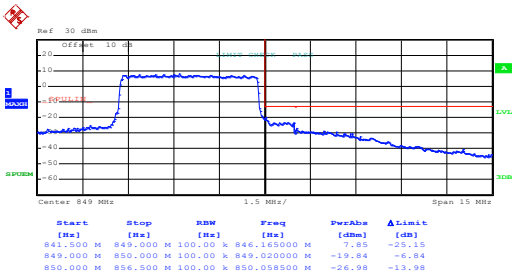

Start [Hz]	Stop [Hz]	RBW [Hz]	Freq [Hz]	PwrAbs [dBm]	ΔLimit [dB]
841.500 M	849.000 M	100.00 k	846.165000 M	7.85	-25.15
849.000 M	850.000 M	100.00 k	849.020000 M	-19.84	-6.84
850.000 M	856.500 M	100.00 k	850.058500 M	-26.98	-13.98

Date: 22.NOV.2017 14:45:40

Highest channel

QPSK & RB Size 1

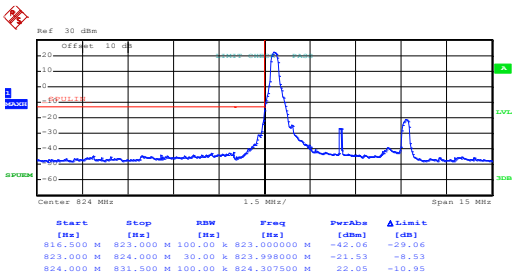

Start [Hz]	Stop [Hz]	RBW [Hz]	Freq [Hz]	PwrAbs [dBm]	ΔLimit [dB]
816.500 M	823.000 M	100.00 k	823.000000 M	-42.06	-29.06
823.000 M	824.000 M	30.00 k	823.998000 M	-21.53	-8.53
824.000 M	831.500 M	100.00 k	824.307500 M	22.05	-10.95

Date: 22.NOV.2017 14:44:07

Lowest channel

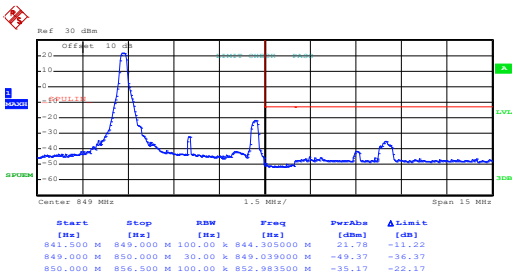

Start [Hz]	Stop [Hz]	RBW [Hz]	Freq [Hz]	PwrAbs [dBm]	ΔLimit [dB]
841.500 M	849.000 M	100.00 k	844.305000 M	21.78	-11.22
849.000 M	850.000 M	30.00 k	849.039000 M	-49.37	-36.37
850.000 M	856.500 M	100.00 k	852.983500 M	-35.17	-22.17

Date: 22.NOV.2017 14:44:57

Highest channel

QPSK & RB Size 25

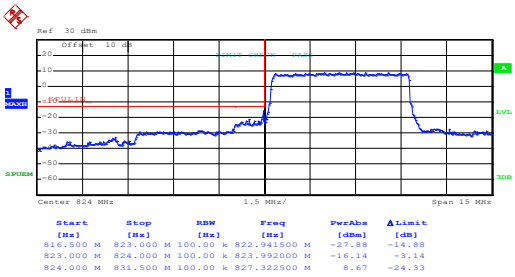

Start [Hz]	Stop [Hz]	RBW [Hz]	Freq [Hz]	PwrAbs [dBm]	ΔLimit [dB]
816.500 M	823.000 M	100.00 k	822.941500 M	-27.88	-14.88
823.000 M	824.000 M	100.00 k	823.992000 M	-16.14	-3.14
824.000 M	831.500 M	100.00 k	827.322500 M	8.67	-24.33

Date: 22.NOV.2017 14:44:26

Lowest channel

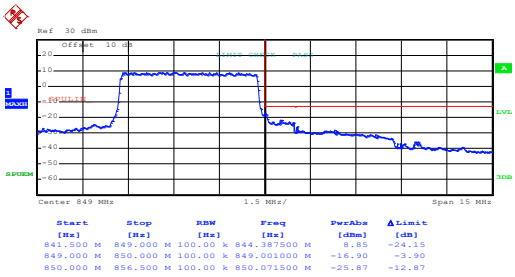

Start [Hz]	Stop [Hz]	RBW [Hz]	Freq [Hz]	PwrAbs [dBm]	ΔLimit [dB]
841.500 M	849.000 M	100.00 k	844.387500 M	8.85	-24.15
849.000 M	850.000 M	100.00 k	849.001000 M	-16.90	-3.90
850.000 M	856.500 M	100.00 k	850.071500 M	-25.87	-12.87

Date: 22.NOV.2017 14:45:35

Highest channel

10 MHz:

16QAM & RB Size 1

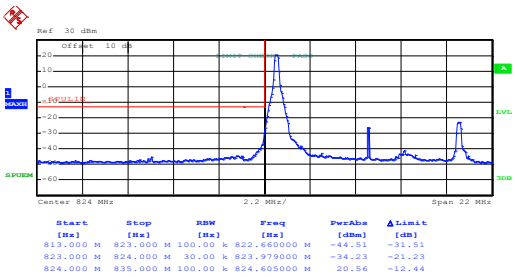

Date: 22.NOV.2017 14:47:37

Lowest channel

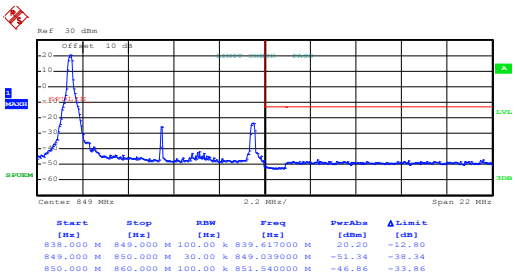

Date: 22.NOV.2017 14:48:36

Highest channel

16QAM & RB Size 50

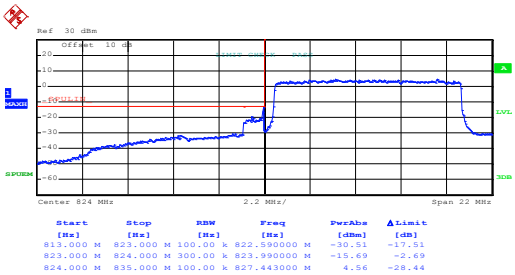

Date: 22.NOV.2017 14:48:01

Lowest channel

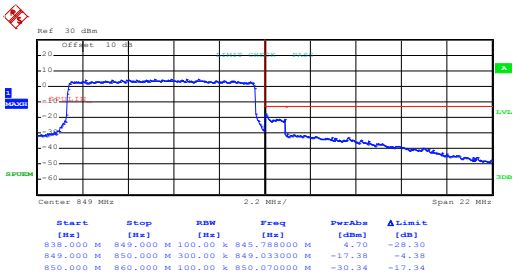

Date: 22.NOV.2017 14:48:58

Highest channel

QPSK & RB Size 1

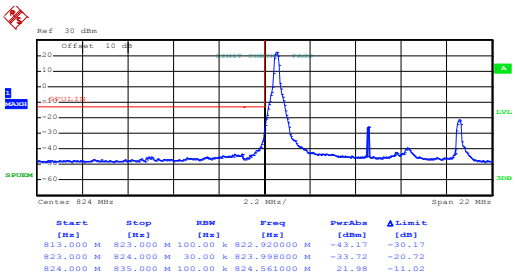

Start [Hz]	Stop [Hz]	RBW [Hz]	Freq [Hz]	PwrAbs [dBm]	ΔLimit [dB]
813.000 M	823.000 M	100.00 k	822.920000 M	-43.17	-30.17
823.000 M	824.000 M	30.00 k	823.998000 M	-33.72	-20.72
824.000 M	835.000 M	100.00 k	824.561000 M	21.98	-11.02

Date: 22.NOV.2017 14:47:17

Lowest channel

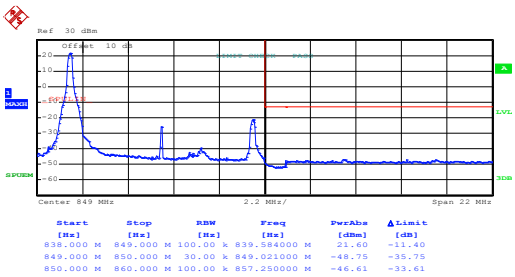

Start [Hz]	Stop [Hz]	RBW [Hz]	Freq [Hz]	PwrAbs [dBm]	ΔLimit [dB]
838.000 M	849.000 M	100.00 k	839.584000 M	21.60	-11.40
849.000 M	850.000 M	30.00 k	849.021000 M	-48.75	-35.75
850.000 M	860.000 M	100.00 k	857.250000 M	-46.61	-33.61

Date: 22.NOV.2017 14:48:31

Highest channel

QPSK & RB Size 50

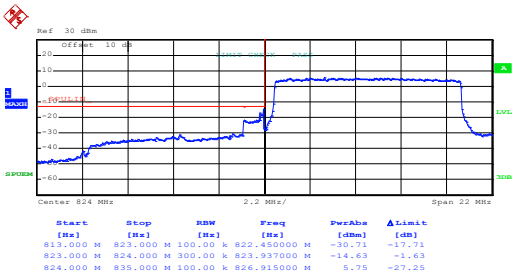

Start [Hz]	Stop [Hz]	RBW [Hz]	Freq [Hz]	PwrAbs [dBm]	ΔLimit [dB]
813.000 M	823.000 M	100.00 k	822.450000 M	-30.71	-17.71
823.000 M	824.000 M	300.00 k	823.937000 M	-14.63	-1.63
824.000 M	835.000 M	100.00 k	826.915000 M	5.75	-27.25

Date: 22.NOV.2017 14:47:56

Lowest channel

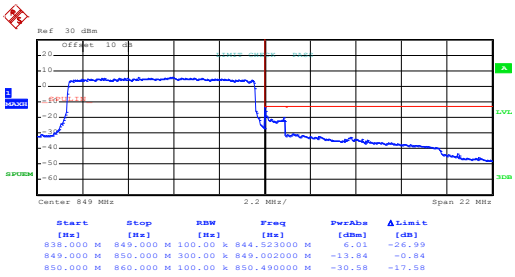

Start [Hz]	Stop [Hz]	RBW [Hz]	Freq [Hz]	PwrAbs [dBm]	ΔLimit [dB]
838.000 M	849.000 M	100.00 k	844.523000 M	6.01	-26.99
849.000 M	850.000 M	300.00 k	849.002000 M	-13.84	-0.84
850.000 M	860.000 M	100.00 k	850.490000 M	-30.58	-17.58

Date: 22.NOV.2017 14:48:53

Highest channel

LTE band 12, 1.4 MHz:

16QAM & RB Size 1

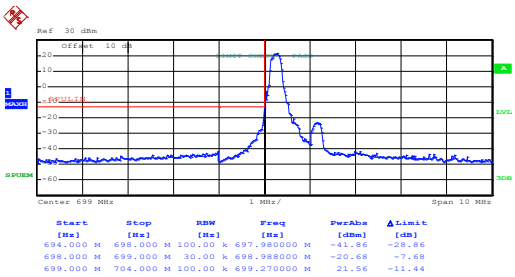

Date: 22.NOV.2017 14:50:14

Lowest channel

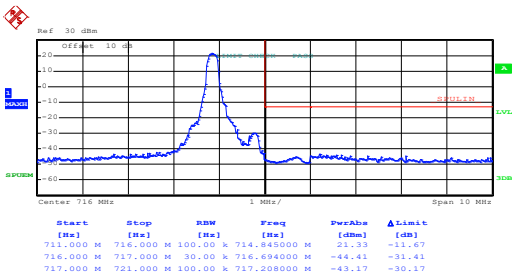

Date: 22.NOV.2017 14:50:49

Highest channel

16QAM & RB Size 6

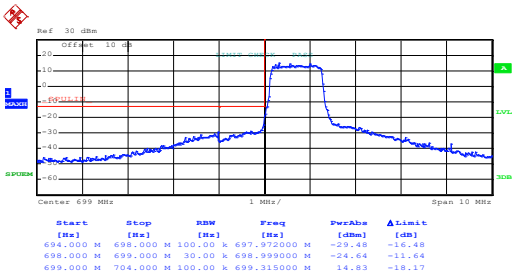

Date: 22.NOV.2017 14:50:26

Lowest channel

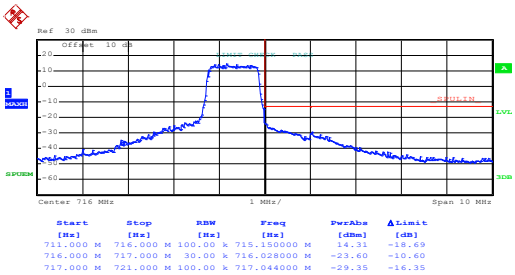

Date: 22.NOV.2017 14:51:00

Highest channel

QPSK & RB Size 1

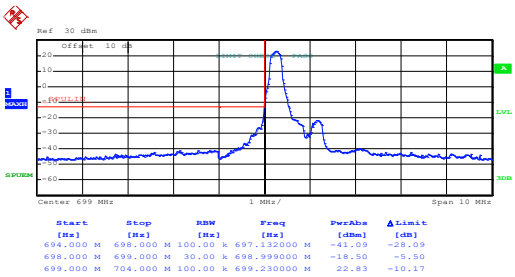

Start [Hz]	Stop [Hz]	RBW [Hz]	Freq [Hz]	PwrAbs [dBm]	ΔLimit [dB]
694.000 M	698.000 M	100.00 k	697.132000 M	-41.09	-28.09
698.000 M	699.000 M	30.00 k	698.999000 M	-18.50	-5.50
699.000 M	704.000 M	100.00 k	699.230000 M	22.83	-10.17

Date: 22.NOV.2017 14:50:08

Lowest channel

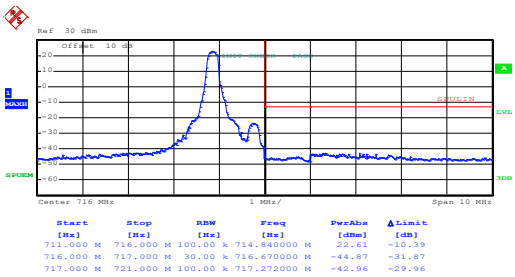

Start [Hz]	Stop [Hz]	RBW [Hz]	Freq [Hz]	PwrAbs [dBm]	ΔLimit [dB]
711.000 M	716.000 M	100.00 k	714.840000 M	22.61	-10.39
716.000 M	717.000 M	30.00 k	716.670000 M	-44.87	-31.87
717.000 M	721.000 M	100.00 k	717.272000 M	-42.96	-29.96

Date: 22.NOV.2017 14:50:43

Highest channel

QPSK & RB Size 6

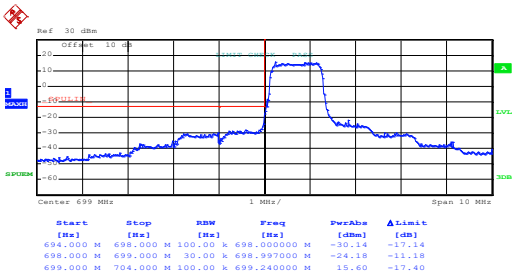

Start [Hz]	Stop [Hz]	RBW [Hz]	Freq [Hz]	PwrAbs [dBm]	ΔLimit [dB]
694.000 M	698.000 M	100.00 k	698.000000 M	-30.14	-17.14
698.000 M	699.000 M	30.00 k	698.997000 M	-24.18	-11.18
699.000 M	704.000 M	100.00 k	699.240000 M	15.60	-17.40

Date: 22.NOV.2017 14:50:21

Lowest channel

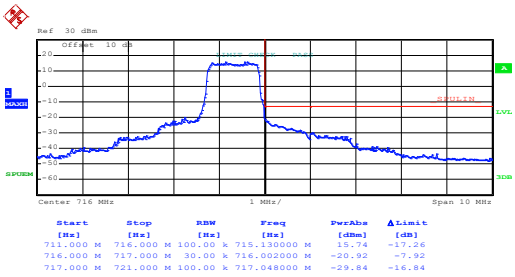

Start [Hz]	Stop [Hz]	RBW [Hz]	Freq [Hz]	PwrAbs [dBm]	ΔLimit [dB]
711.000 M	716.000 M	100.00 k	715.130000 M	15.74	-17.26
716.000 M	717.000 M	30.00 k	716.002000 M	-20.92	-7.92
717.000 M	721.000 M	100.00 k	717.048000 M	-29.84	-16.84

Date: 22.NOV.2017 14:50:56

Highest channel

3 MHz:

16QAM & RB Size 1

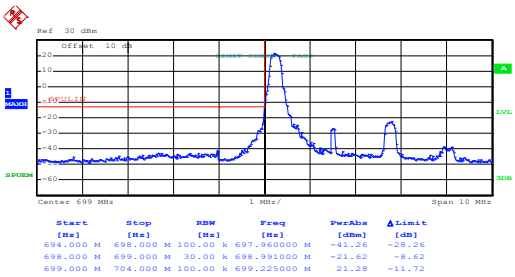

Date: 22.NOV.2017 14:51:39

Lowest channel

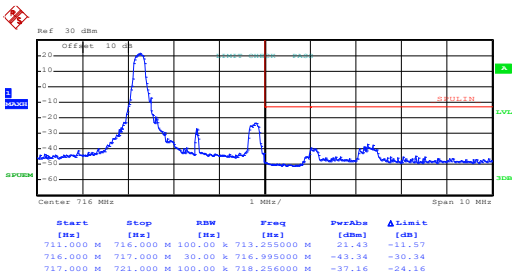

Date: 22.NOV.2017 14:52:17

Highest channel

16QAM & RB Size 15

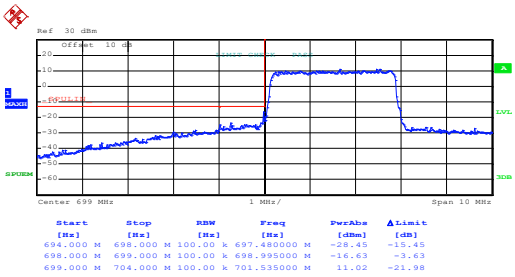

Date: 22.NOV.2017 14:51:56

Lowest channel

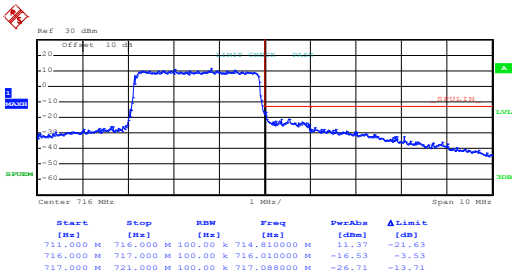

Date: 22.NOV.2017 14:52:51

Highest channel

QPSK & RB Size 1

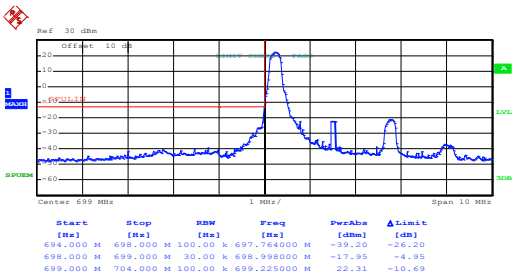

Date: 22.NOV.2017 14:51:33

Lowest channel

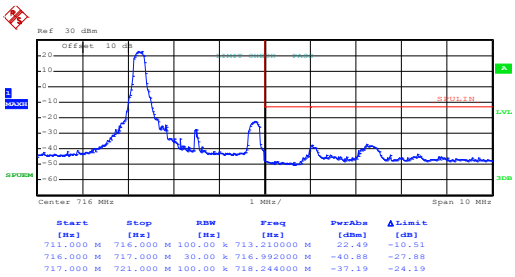

Date: 22.NOV.2017 14:52:11

Highest channel

QPSK & RB Size 15

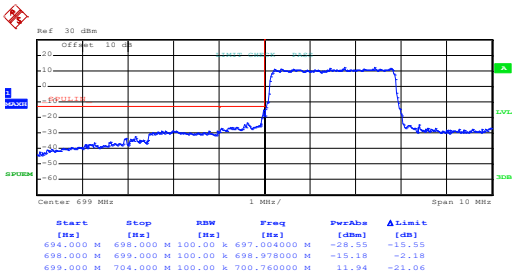

Date: 22.NOV.2017 14:51:51

Lowest channel

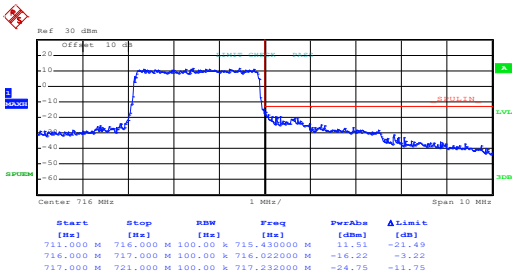

Date: 22.NOV.2017 14:53:01

Highest channel

5 MHz:

16QAM & RB Size 1

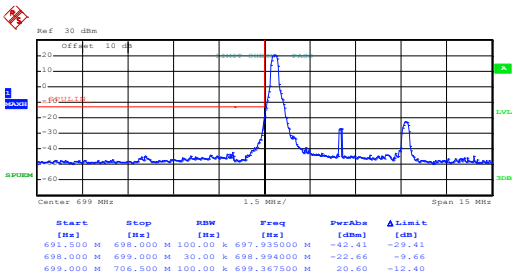

Date: 22.NOV.2017 14:53:40

Lowest channel

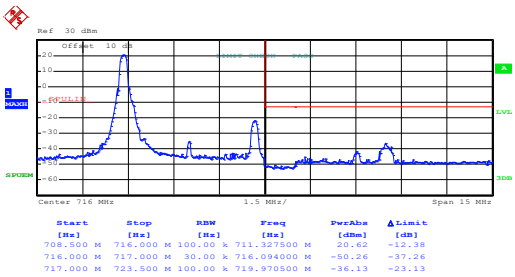

Date: 22.NOV.2017 14:54:40

Highest channel

16QAM & RB Size 25

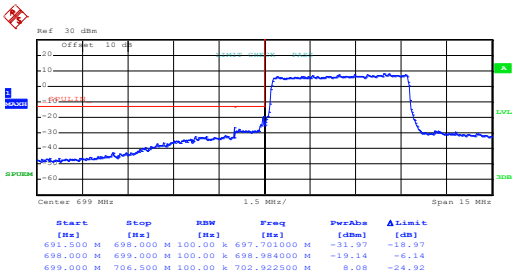

Date: 22.NOV.2017 14:54:11

Lowest channel

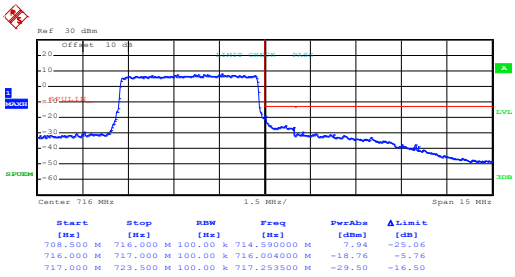

Date: 22.NOV.2017 14:55:13

Highest channel

QPSK & RB Size 1

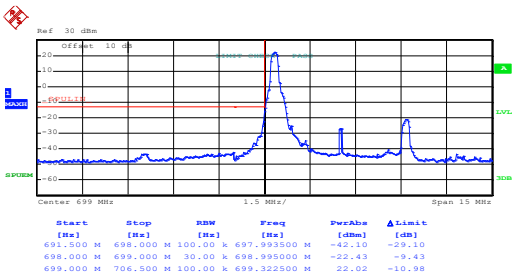

Date: 22.NOV.2017 14:53:34

Lowest channel

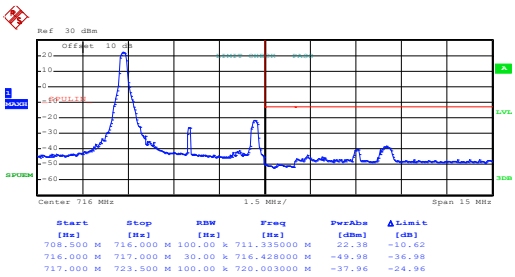

Date: 22.NOV.2017 14:54:34

Highest channel

QPSK & RB Size 25

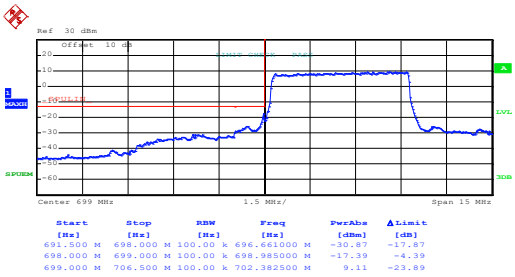

Date: 22.NOV.2017 14:54:06

Lowest channel

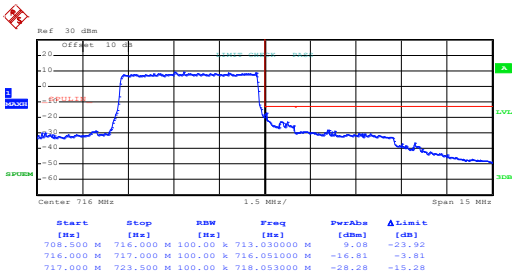

Date: 22.NOV.2017 14:55:08

Highest channel

10 MHz:

16QAM & RB Size 1

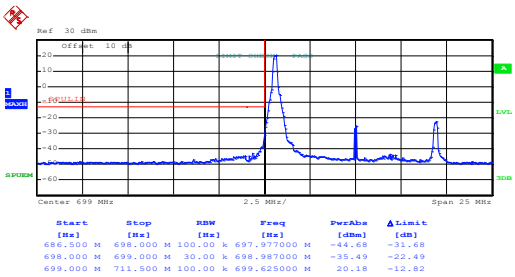

Date: 22.NOV.2017 14:55:56

Lowest channel

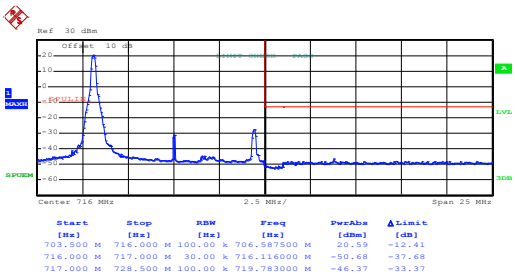

Date: 22.NOV.2017 14:56:59

Highest channel

16QAM & RB Size 50

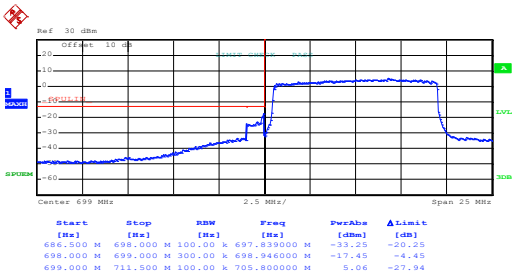

Date: 22.NOV.2017 14:56:15

Lowest channel

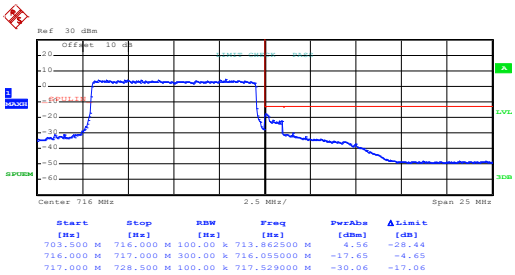

Date: 22.NOV.2017 14:57:15

Highest channel

QPSK & RB Size 1

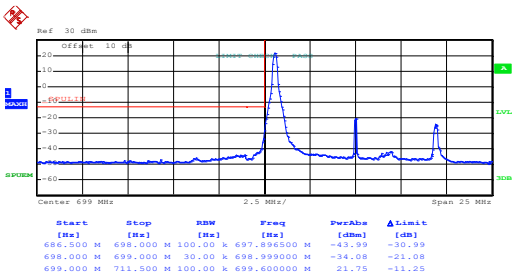

Date: 22.NOV.2017 14:55:47

Lowest channel

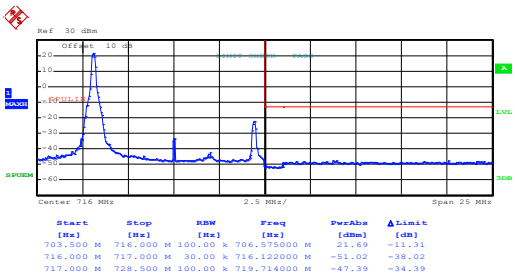

Date: 22.NOV.2017 14:56:52

Highest channel

QPSK & RB Size 50

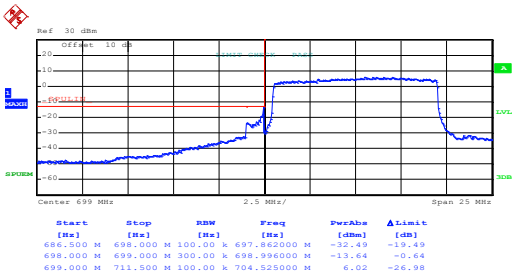

Date: 22.NOV.2017 14:56:08

Lowest channel

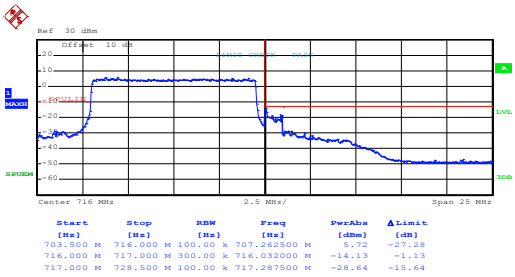

Date: 22.NOV.2017 14:57:09

Highest channel

LTE band 30, 5 MHz:

16QAM & RB Size 1

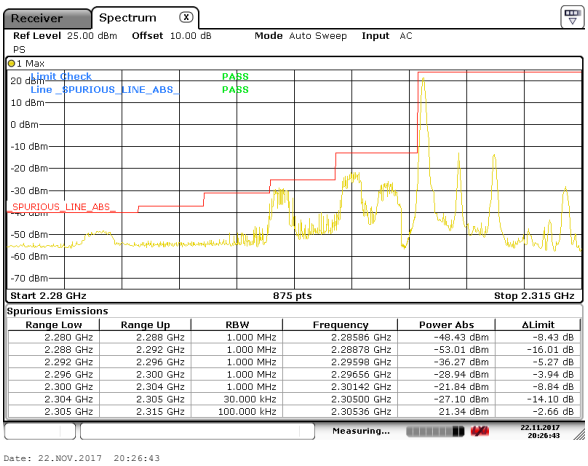

Lowest channel

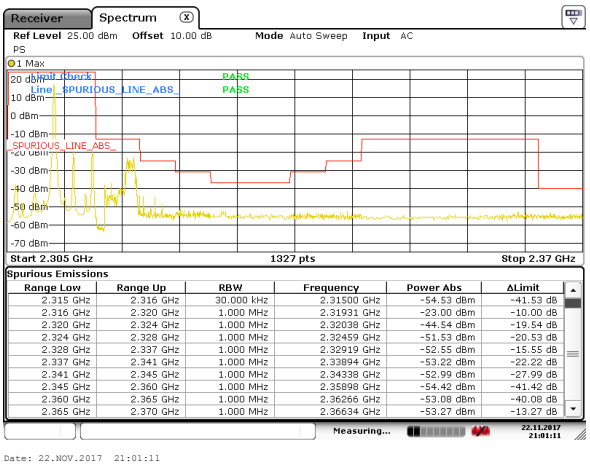

Highest channel

16QAM & RB Size 25

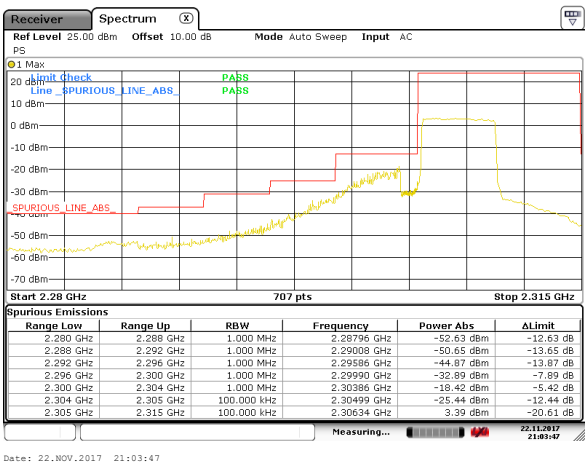

Lowest channel

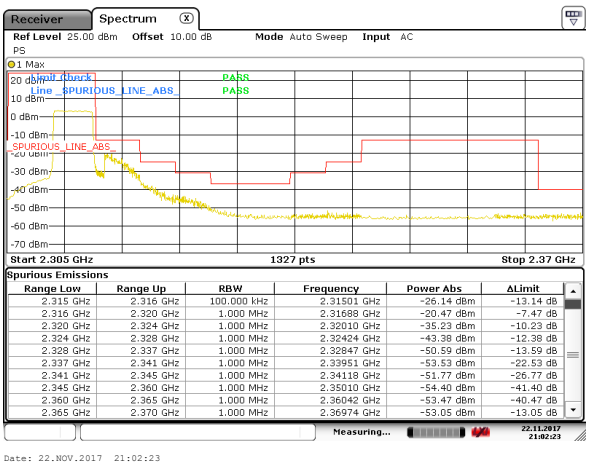

Highest channel

QPSK & RB Size 1

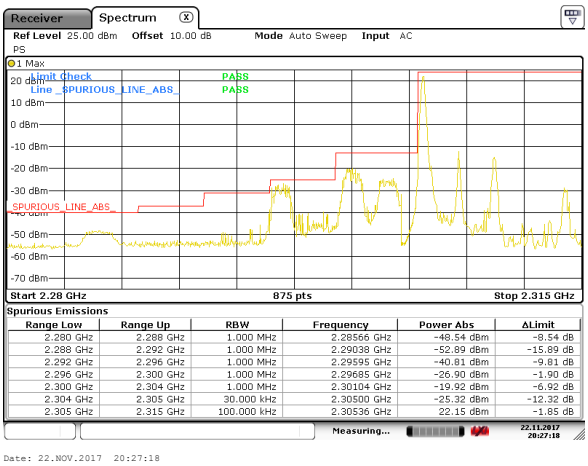

Lowest channel

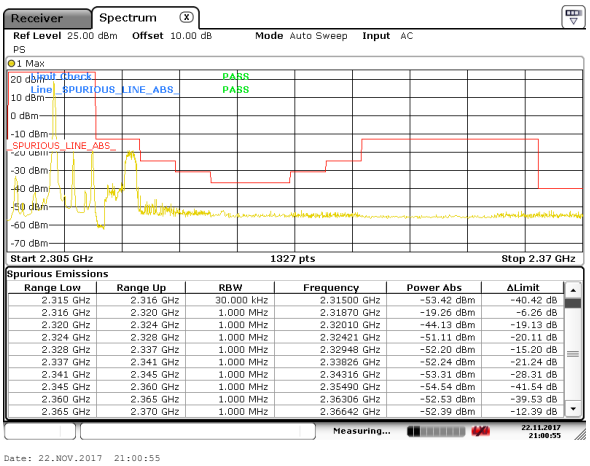

Highest channel

QPSK & RB Size 25

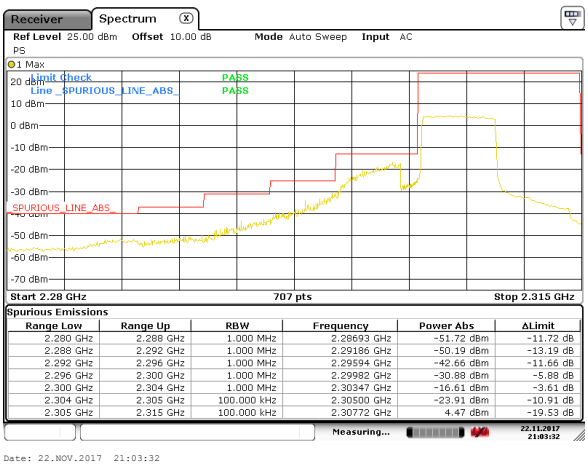

Lowest channel

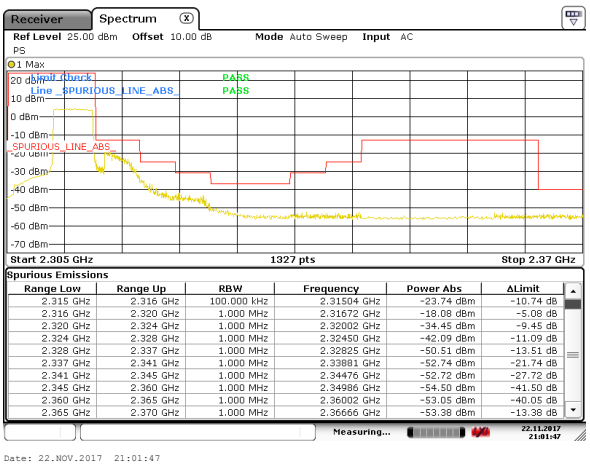

Highest channel

10 MHz:

16QAM & RB Size 1

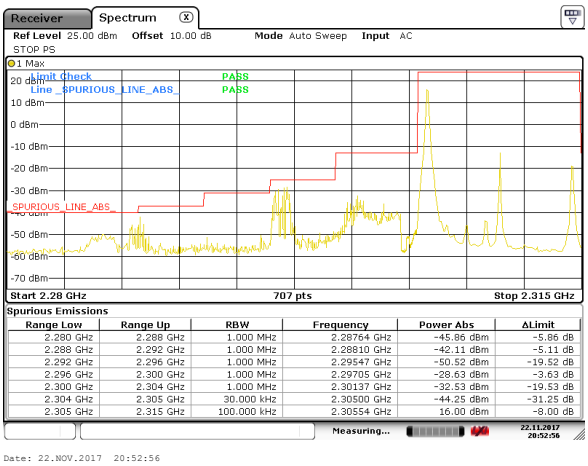

Lowest channel

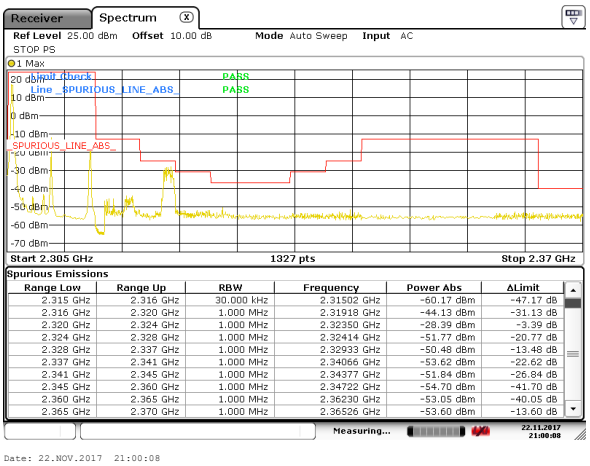

Highest channel

16QAM & RB Size 50

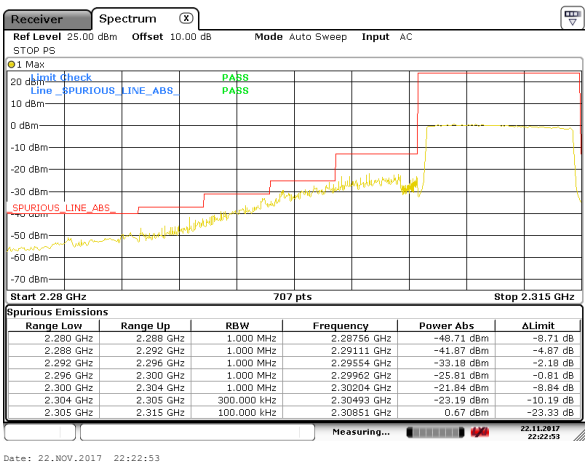

Lowest channel

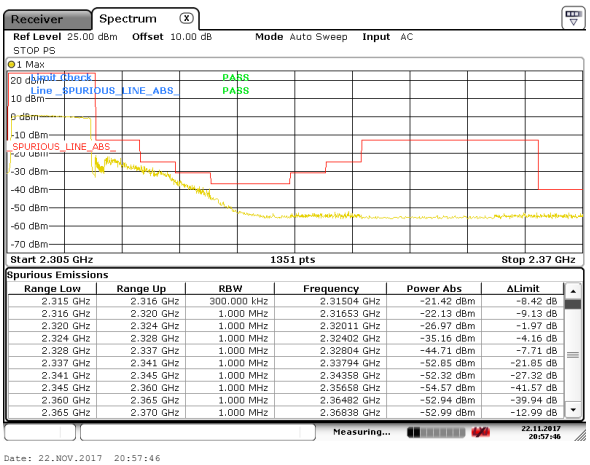

Highest channel

QPSK & RB Size 1

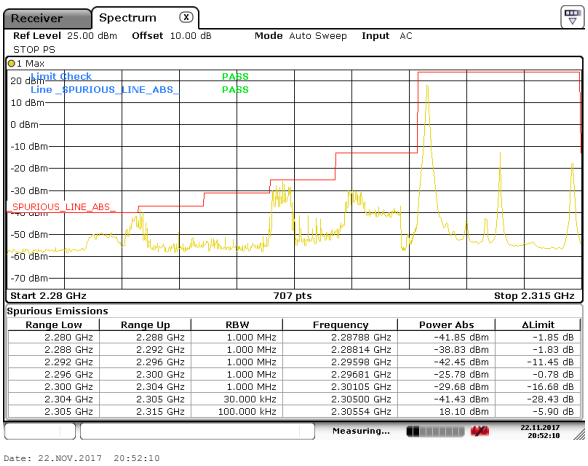

Lowest channel

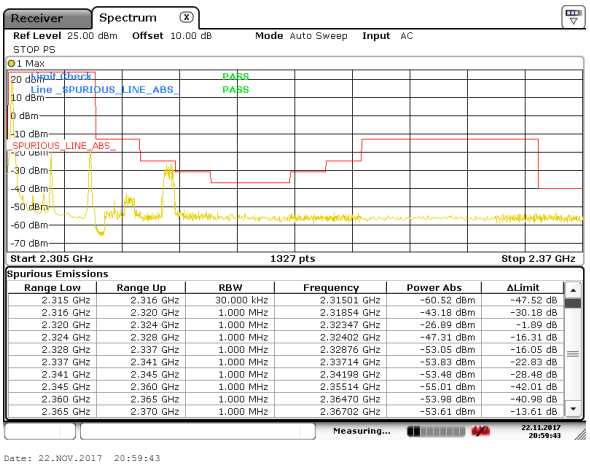

Highest channel

QPSK & RB Size 50

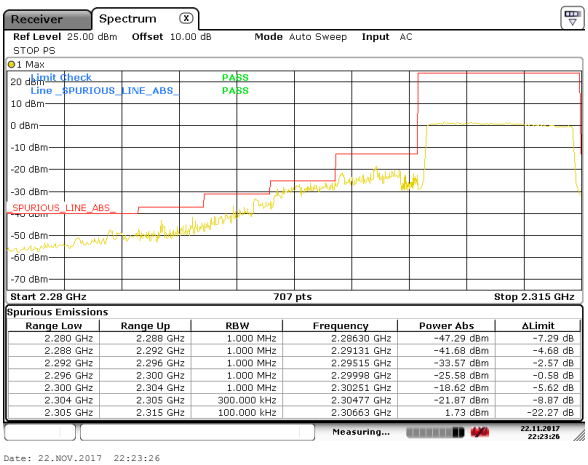

Lowest channel

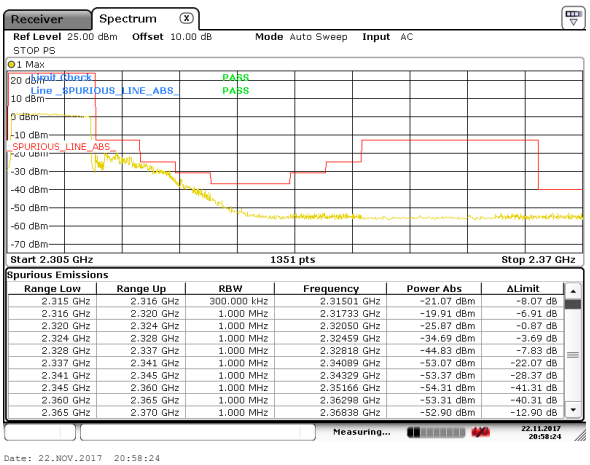

Highest channel

6.5 ERP, EIRP Measurement

Test Requirement:	Part 22.913(a)(2), Part 24.232(c), Part 27.50(c)(10), Part 27.50(d)(4), Part 27.53(a)(3)
Test Method:	ANSI/TIA-603-D 2010
Limit:	LTE Band 2: 2W EIRP, LTE Band 4: 1W EIRP, LTE Band 5: 7W EIRP, LTE Band 12: 3W EIRP, LTE Band 30: 0.25W EIRP
Test setup:	Below 1GHz 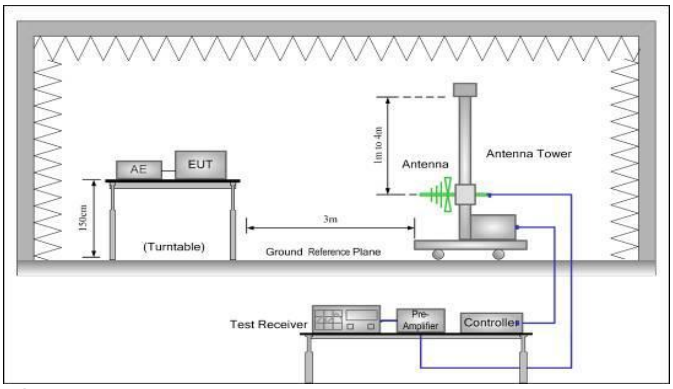 Above 1GHz 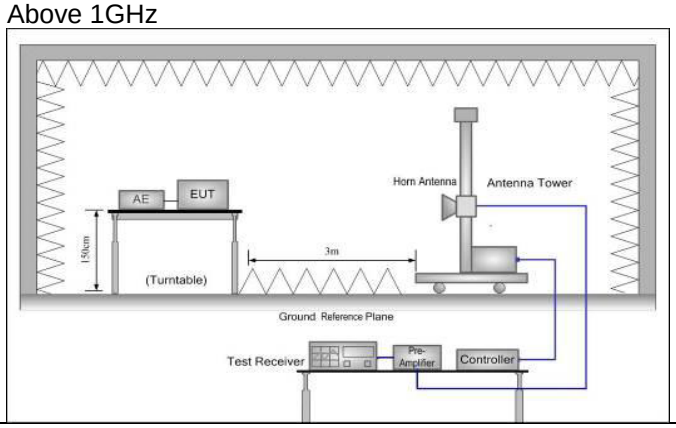
Test Procedure:	1. The EUT was placed on an non-conductive turntable using a non-conductive support. The radiated emission at the fundamental frequency was measured at 3 m with a test antenna and EMI spectrum analyzer. 2. During the measurement, the EUT was communication with the station. The highest emission was recorded with the rotation of the turntable and the lowering of the test antenna from 4m to 1m. The reading was recorded and the field strength (E in dBuV/m) was calculated. 3. ERP in frequency band below 1GHz were measured using a substitution method. The EUT was replaced by dipole antenna connected, the S.G. output was recorded and ERP was calculated as follows: ERP = S.G. output (dBm) + Antenna Gain (dBd) – Cable Loss (dB) 4. EIRP in frequency band above 1GHz were measured using a substitution method. The EUT was replaced by or horn antenna connected, the S.G. output was recorded and EIRP was calculated as follows: EIRP = S.G. output (dBm) + Antenna Gain (dBi) – Cable Loss (dB) 5. The worse case was relating to the conducted output power.
Test Instruments:	Refer to section 5.9 for details
Test mode:	Refer to section 5.3 for details
Test results:	Passed

Measurement Data:

LTE Band 2

Frequency (MHz)	UL Channel	Modulation	BW (MHz)	EUT Pol.	Antenna Pol.	EIRP(dBm)	Limit (dBm)	Result
Lowest Channel								
1850.70	18607	QPSK	1.4	H	V	20.09	33.00	Pass
					H	20.71		
1850.70	18607	16QAM	1.4	H	V	20.24		
					H	20.59		
Middle Channel								
1880.00	18900	QPSK	1.4	H	V	18.44	33.00	Pass
					H	20.76		
1880.00	18900	16QAM	1.4	H	V	18.46		
					H	20.03		
Highest Channel								
1909.3	19193	QPSK	1.4	H	V	15.35	33.00	Pass
					H	19.43		
1909.3	19193	16QAM	1.4	H	V	15.22		
					H	19.43		

Frequency (MHz)	UL Channel	Modulation	BW (MHz)	EUT Pol.	Antenna Pol.	EIRP(dBm)	Limit (dBm)	Result
Lowest Channel								
1851.50	18615	QPSK	3	H	V	20.17	33.00	Pass
					H	20.71		
1851.50	18615	16QAM	3	H	V	20.10		
					H	20.15		
Middle Channel								
1880.00	18900	QPSK	3	H	V	18.53	33.00	Pass
					H	20.31		
1880.00	18900	16QAM	3	H	V	18.17		
					H	20.75		
Highest Channel								
1908.50	19185	QPSK	3	H	V	15.43	33.00	Pass
					H	19.37		
1908.50	19185	16QAM	3	H	V	15.73		
					H	19.34		

Frequency (MHz)	UL Channel	Modulation	BW (MHz)	EUT Pol.	Antenna Pol.	EIRP(dBm)	Limit (dBm)	Result
Lowest Channel								
1852.50	18625	QPSK	5	H	V	20.40	33.00	Pass
					H	20.02		
1852.50	18625	16QAM	5	H	V	20.23		
					H	20.38		
Middle Channel								
1880.00	18900	QPSK	5	H	V	18.03	33.00	Pass
					H	20.40		
1880.00	18900	16QAM	5	H	V	18.93		
					H	20.01		
Highest Channel								
1907.50	19175	QPSK	5	H	V	15.13	33.00	Pass
					H	19.36		
1907.50	19175	16QAM	5	H	V	15.69		
					H	19.92		

Frequency (MHz)	UL Channel	Modulation	BW (MHz)	EUT Pol.	Antenna Pol.	EIRP(dBm)	Limit (dBm)	Result
Lowest Channel								
1855.00	18650	QPSK	10	H	V	20.21	33.00	Pass
					H	20.12		
1855.00	18650	16QAM	10	H	V	20.29		
					H	20.96		
Middle Channel								
1880.00	18900	QPSK	10	H	V	18.63	33.00	Pass
					H	20.31		
1880.00	18900	16QAM	10	H	V	18.10		
					H	20.03		
Highest Channel								
1905.00	19150	QPSK	10	H	V	15.39	33.00	Pass
					H	19.98		
1905.00	19150	16QAM	10	H	V	15.83		
					H	19.32		

Frequency (MHz)	UL Channel	Modulation	BW (MHz)	EUT Pol.	Antenna Pol.	EIRP(dBm)	Limit (dBm)	Result
Lowest Channel								
1857.50	18675	QPSK	15	H	V	20.20	33.00	Pass
					H	20.04		
1857.50	18675	16QAM	15	H	V	20.44		
					H	20.43		
Middle Channel								
1880.00	18900	QPSK	15	H	V	18.37	33.00	Pass
					H	20.73		
1880.00	18900	16QAM	15	H	V	18.34		
					H	20.45		
Highest Channel								
1902.50	19125	QPSK	15	H	V	15.57	33.00	Pass
					H	19.71		
1902.50	19125	16QAM	15	H	V	15.10		
					H	19.01		

Frequency (MHz)	UL Channel	Modulation	BW (MHz)	EUT Pol.	Antenna Pol.	EIRP(dBm)	Limit (dBm)	Result
Lowest Channel								
1860.00	18700	QPSK	20	H	V	20.17	33.00	Pass
					H	20.11		
1860.00	18700	16QAM	20	H	V	20.75		
					H	20.57		
Middle Channel								
1880.00	18900	QPSK	20	H	V	18.73	33.00	Pass
					H	20.53		
1880.00	18900	16QAM	20	H	V	18.34		
					H	20.28		
Highest Channel								
1900.00	19100	QPSK	20	H	V	15.31	33.00	Pass
					H	19.32		
1900.00	19100	16QAM	20	H	V	15.61		
					H	19.48		

LTE Band 4/66

Frequency (MHz)	UL Channel	Modulation	BW (MHz)	EUT Pol.	Antenna Pol.	EIRP(dBm)	Limit (dBm)	Result
Lowest Channel								
1710.70	19957	QPSK	1.4	H	V	23.80	30.00	Pass
					H	24.42		
1710.70	19957	16QAM	1.4	H	V	23.73		
					H	25.29		
Middle Channel								
1732.50	20175	QPSK	1.4	H	V	23.16	30.00	Pass
					H	24.27		
1732.50	20175	16QAM	1.4	H	V	23.59		
					H	24.18		
Highest Channel								
1754.30	20393	QPSK	1.4	H	V	22.67	30.00	Pass
					H	24.34		
1754.30	20393	16QAM	1.4	H	V	22.67		
					H	24.32		

Frequency (MHz)	UL Channel	Modulation	BW (MHz)	EUT Pol.	Antenna Pol.	EIRP(dBm)	Limit (dBm)	Result
Lowest Channel								
1711.50	19965	QPSK	3	H	V	23.23	30.00	Pass
					H	24.30		
1711.50	19965	16QAM	3	H	V	23.05		
					H	25.52		
Middle Channel								
1732.50	20175	QPSK	3	H	V	23.27	30.00	Pass
					H	24.79		
1732.50	20175	16QAM	3	H	V	23.92		
					H	24.97		
Highest Channel								
1753.50	20385	QPSK	3	H	V	22.71	30.00	Pass
					H	24.13		
1753.50	20385	16QAM	3	H	V	22.37		
					H	24.79		

Frequency (MHz)	UL Channel	Modulation	BW (MHz)	EUT Pol.	Antenna Pol.	EIRP(dBm)	Limit (dBm)	Result
Lowest Channel								
1712.50	19975	QPSK	5	H	V	23.91	30.00	Pass
					H	24.14		
1712.50	19975	16QAM	5	H	V	23.46		
					H	25.61		
Middle Channel								
1732.50	20175	QPSK	5	H	V	23.10	30.00	Pass
					H	24.01		
1732.50	20175	16QAM	5	H	V	23.14		
					H	24.28		
Highest Channel								
1752.50	20375	QPSK	5	H	V	22.81	30.00	Pass
					H	24.13		
1752.50	20375	16QAM	5	H	V	22.39		
					H	24.93		

Frequency (MHz)	UL Channel	Modulation	BW (MHz)	EUT Pol.	Antenna Pol.	EIRP(dBm)	Limit (dBm)	Result
Lowest Channel								
1715.00	20000	QPSK	10	H	V	23.30	30.00	Pass
					H	24.01		
1715.00	20000	16QAM	10	H	V	23.13		
					H	25.38		
Middle Channel								
1732.50	20175	QPSK	10	H	V	23.80	30.00	Pass
					H	24.02		
1732.50	20175	16QAM	10	H	V	23.21		
					H	24.20		
Highest Channel								
1750.00	20350	QPSK	10	H	V	22.83	30.00	Pass
					H	24.31		
1750.00	20350	16QAM	10	H	V	22.10		
					H	24.03		

Frequency (MHz)	UL Channel	Modulation	BW (MHz)	EUT Pol.	Antenna Pol.	EIRP(dBm)	Limit (dBm)	Result
Lowest Channel								
1717.50	20025	QPSK	15	H	V	23.39	30.00	Pass
					H	24.31		
1717.50	20025	16QAM	15	H	V	23.18		
					H	25.82		
Middle Channel								
1732.50	20175	QPSK	15	H	V	23.21	30.00	Pass
					H	24.10		
1732.50	20175	16QAM	15	H	V	23.01		
					H	24.16		
Highest Channel								
1747.50	20325	QPSK	15	H	V	22.64	30.00	Pass
					H	24.41		
1747.50	20325	16QAM	15	H	V	22.19		
					H	24.73		

Frequency (MHz)	UL Channel	Modulation	BW (MHz)	EUT Pol.	Antenna Pol.	EIRP(dBm)	Limit (dBm)	Result
Lowest Channel								
1720.00	20050	QPSK	20	H	V	23.31	30.00	Pass
					H	24.17		
1720.00	20050	16QAM	20	H	V	23.79		
					H	25.92		
Middle Channel								
1732.50	20175	QPSK	20	H	V	23.29	30.00	Pass
					H	24.97		
1732.50	20175	16QAM	20	H	V	23.72		
					H	24.25		
Highest Channel								
1745.00	20300	QPSK	20	H	V	22.50	30.00	Pass
					H	24.03		
1745.00	20300	16QAM	20	H	V	22.32		
					H	24.41		

LTE band 5

Frequency (MHz)	UL Channel	Modulation	BW (MHz)	EUT Pol.	Antenna Pol.	ERP(dBm)	Limit (dBm)	Result
Lowest Channel								
824.70	20407	QPSK	1.4	H	V	21.42	38.45	Pass
					H	22.04		
824.70	20407	16QAM	1.4	H	V	21.96		
					H	22.05		
Middle Channel								
836.50	20525	QPSK	1.4	H	V	21.96	38.45	Pass
					H	22.35		
836.50	20525	16QAM	1.4	H	V	21.79		
					H	22.34		
Highest Channel								
848.30	20643	QPSK	1.4	H	V	21.87	38.45	Pass
					H	21.49		
848.30	20643	16QAM	1.4	H	V	21.79		
					H	21.48		

Frequency (MHz)	UL Channel	Modulation	BW (MHz)	EUT Pol.	Antenna Pol.	ERP(dBm)	Limit (dBm)	Result
Lowest Channel								
825.50	20415	QPSK	3	H	V	21.53	38.45	Pass
					H	22.85		
825.50	20415	16QAM	3	H	V	21.37		
					H	22.45		
Middle Channel								
836.50	20525	QPSK	3	H	V	21.09	38.45	Pass
					H	22.39		
836.50	20525	16QAM	3	H	V	21.72		
					H	22.92		
Highest Channel								
847.30	20635	QPSK	3	H	V	21.53	38.45	Pass
					H	21.41		
847.30	20635	16QAM	3	H	V	21.29		
					H	21.18		

Frequency (MHz)	UL Channel	Modulation	BW (MHz)	EUT Pol.	Antenna Pol.	ERP(dBm)	Limit (dBm)	Result
Lowest Channel								
826.50	20425	QPSK	5	H	V	21.45	38.45	Pass
					H	22.63		
826.50	20425	16QAM	5	H	V	21.39		
					H	22.22		
Middle Channel								
836.50	20525	QPSK	5	H	V	21.54	38.45	Pass
					H	22.73		
836.50	20525	16QAM	5	H	V	21.22		
					H	22.35		
Highest Channel								
846.50	20625	QPSK	5	H	V	21.29	38.45	Pass
					H	21.33		
846.50	20625	16QAM	5	H	V	21.01		
					H	21.37		

Frequency (MHz)	UL Channel	Modulation	BW (MHz)	EUT Pol.	Antenna Pol.	ERP(dBm)	Limit (dBm)	Result
Lowest Channel								
829.00	20450	QPSK	10	H	V	21.53	38.45	Pass
					H	22.11		
829.00	20450	16QAM	10	H	V	21.33		
					H	22.52		
Middle Channel								
836.50	20525	QPSK	10	H	V	21.37	38.45	Pass
					H	22.29		
836.50	20525	16QAM	10	H	V	21.37		
					H	22.53		
Highest Channel								
844.00	20600	QPSK	10	H	V	21.15	38.45	Pass
					H	21.52		
844.00	20600	16QAM	10	H	V	21.23		
					H	21.41		

LTE band 12

Frequency (MHz)	UL Channel	Modulation	BW (MHz)	EUT Pol.	Antenna Pol.	ERP(dBm)	Limit (dBm)	Result
Lowest Channel								
699.70	23017	QPSK	1.4	H	V	19.10	34.77	Pass
					H	15.11		
699.70	23017	16QAM	1.4	H	V	19.08		
					H	15.08		
Middle Channel								
707.50	23095	QPSK	1.4	H	V	17.88	34.77	Pass
					H	14.99		
707.50	23095	16QAM	1.4	H	V	18.21		
					H	14.90		
Highest Channel								
715.30	23173	QPSK	1.4	H	V	18.05	34.77	Pass
					H	15.01		
715.30	23173	16QAM	1.4	H	V	18.06		
					H	15.04		

Frequency (MHz)	UL Channel	Modulation	BW (MHz)	EUT Pol.	Antenna Pol.	ERP(dBm)	Limit (dBm)	Result
Lowest Channel								
700.50	23025	QPSK	3	H	V	19.71	34.77	Pass
					H	15.14		
700.50	23025	16QAM	3	H	V	19.48		
					H	15.84		
Middle Channel								
707.50	23095	QPSK	3	H	V	17.43	34.77	Pass
					H	14.31		
707.50	23095	16QAM	3	H	V	18.16		
					H	14.62		
Highest Channel								
714.50	23165	QPSK	3	H	V	18.29	34.77	Pass
					H	15.93		
714.50	23165	16QAM	3	H	V	18.30		
					H	15.01		

Frequency (MHz)	UL Channel	Modulation	BW (MHz)	EUT Pol.	Antenna Pol.	ERP(dBm)	Limit (dBm)	Result
Lowest Channel								
701.50	23035	QPSK	5	H	V	19.12	34.77	Pass
					H	15.24		
701.50	23035	16QAM	5	H	V	19.42		
					H	15.23		
Middle Channel								
707.50	23095	QPSK	5	H	V	17.01	34.77	Pass
					H	14.18		
707.50	23095	16QAM	5	H	V	18.80		
					H	14.06		
Highest Channel								
713.50	23155	QPSK	5	H	V	18.63	34.77	Pass
					H	15.39		
713.50	23155	16QAM	5	H	V	18.93		
					H	15.30		

Frequency (MHz)	UL Channel	Modulation	BW (MHz)	EUT Pol.	Antenna Pol.	ERP(dBm)	Limit (dBm)	Result
Lowest Channel								
704.00	23060	QPSK	10	H	V	19.33	34.77	Pass
					H	15.17		
704.00	23060	16QAM	10	H	V	19.74		
					H	15.49		
Middle Channel								
707.50	23095	QPSK	10	H	V	17.39	34.77	Pass
					H	14.01		
707.50	23095	16QAM	10	H	V	18.13		
					H	14.74		
Highest Channel								
711.00	23130	QPSK	10	H	V	18.32	34.77	Pass
					H	15.92		
711.00	23130	16QAM	10	H	V	18.61		
					H	15.34		

LTE band 30

Frequency (MHz)	UL Channel	Modulation	BW (MHz)	EUT Pol.	Antenna Pol.	EIRP(dBm)	Limit (dBm)	Result
Lowest Channel								
2307.50	27685	QPSK	5	H	V	12.81	23.98	Pass
					H	19.47		
2307.50	27685	16QAM	5	H	V	12.75		
					H	17.76		
Middle Channel								
2310.00	27710	QPSK	5	H	V	12.74	23.98	Pass
					H	18.08		
2310.00	27710	16QAM	5	H	V	12.59		
					H	18.15		
Highest Channel								
2312.50	27735	QPSK	5	H	V	12.50	23.98	Pass
					H	17.65		
2312.50	27735	16QAM	5	H	V	12.59		
					H	17.87		

Frequency (MHz)	UL Channel	Modulation	BW (MHz)	EUT Pol.	Antenna Pol.	EIRP(dBm)	Limit (dBm)	Result
Middle Channel								
2310.00	27710	QPSK	10	H	V	12.29	23.98	Pass
					H	18.91		
2310.00	27710	16QAM	10	H	V	12.61		
					H	18.99		

6.6 Field strength of spurious radiation measurement

Test Requirement:	Part 22.917 (a),Part 24.238 (a), Part 27.53(g), Part 27.53(h), Part 27.53(a)(4)
Test Method:	ANSI/TIA-603-D 2010
Limit:	LTE Band 2, LTE Band 4, LTE Band 5, LTE Band 12: < -13dBm, LTE Band 30: < -40dBm
Test setup:	Below 1GHz 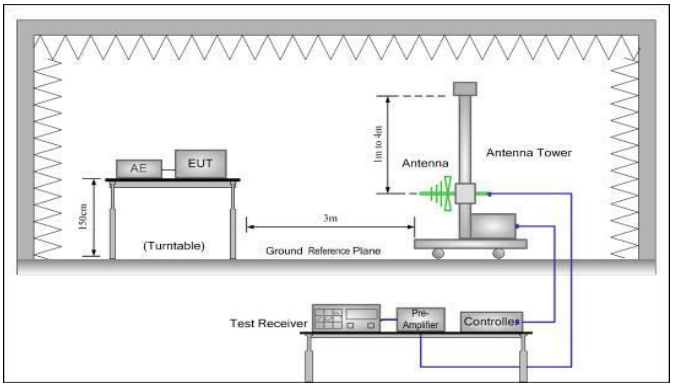 Above 1GHz 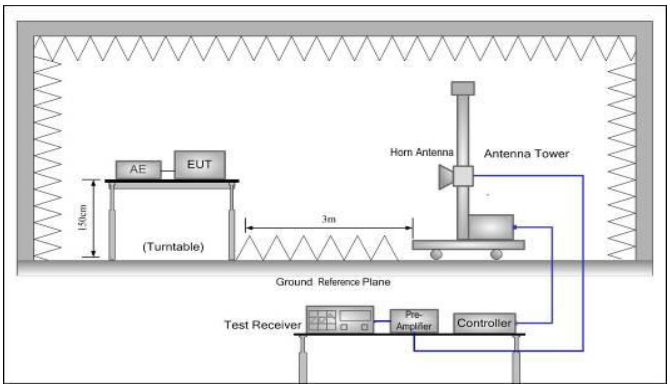
Test Procedure:	1. The EUT was placed on an non-conductive turntable using a non-conductive support. The radiated emission at the fundamental frequency was measured at 3 m with a test antenna and EMI spectrum analyzer. 2. During the tests, the antenna height and the EUT azimuth were varied in order to identify the maximum level of emissions from the EUT. This maximization process was repeated with the EUT positioned in each of its three orthogonal orientations. 3. The frequency range up to tenth harmonic was investigated for each of three fundamental frequency (low, middle and high channels). Once spurious emission was identified, the power of the emission was determined using the substitution method. 4. The spurious emissions attenuation was calculated as the difference between radiated power at the fundamental frequency and the spurious emissions frequency. ERP / EIRP = S.G. output (dBm) + Antenna Gain(dB/dBi) – Cable Loss (dB)
Test Instruments:	Refer to section 5.9 for details
Test mode:	Refer to section 5.3 for details.
Test results:	Passed

Measurement Data:

LTE Band 2 / 1.4 MHz / RB size 1 & RB offset 0				
Frequency (MHz)	Spurious Emission		Limit (dBm)	Result
	Polarization	Level (dBm)		
Lowest				
3701.40	Vertical	-37.19	-13.00	Pass
5552.10	V	-31.50		
7402.00	V	-25.56		
3701.40	Horizontal	-36.45		
5552.10	H	-32.12		
7402.00	H	-20.95		
Middle				
3760.00	Vertical	-32.62	-13.00	Pass
5640.00	V	-23.03		
7520.00	V	-18.14		
3760.00	Horizontal	-38.02		
5640.00	H	-27.55		
7520.00	H	-18.98		
Highest				
3816.60	Vertical	-36.41	-13.00	Pass
5724.90	V	-31.04		
7633.20	V	-25.38		
3816.60	Horizontal	-35.78		
5724.90	H	-29.48		
7633.20	H	-19.54		

Note:
1. The emission levels of below 1 GHz are 20 dB lower than the limit so not show in this report.
2. For above 1 GHz, all test modes were performed, and just the worst case shown in the report.

LTE Band 2 / 3 MHz / RB size 1 & RB offset 0				
Frequency (MHz)	Spurious Emission		Limit (dBm)	Result
	Polarization	Level (dBm)		
Lowest				
3703.00	Vertical	-37.28	-13.00	Pass
5554.50	V	-31.71		
7406.00	V	-25.03		
3703.00	Horizontal	-36.82		
5554.50	H	-32.15		
7406.00	H	-20.38		
Middle				
3760.00	Vertical	-32.26	-13.00	Pass
5640.00	V	-23.57		
7520.00	V	-18.88		
3760.00	Horizontal	-38.60		
5640.00	H	-27.74		
7520.00	H	-18.84		
Highest				
3816.60	Vertical	-36.04	-13.00	Pass
5724.90	V	-31.45		
7633.20	V	-25.44		
3816.60	Horizontal	-35.41		
5724.90	H	-29.41		
7633.20	H	-19.42		

Note:
1. The emission levels of below 1 GHz are 20 dB lower than the limit so not show in this report.
2. For above 1 GHz, all test modes were performed, and just the worst case shown in the report.

LTE Band 2 / 5 MHz / RB size 1 & RB offset 0				
Frequency (MHz)	Spurious Emission		Limit (dBm)	Result
	Polarization	Level (dBm)		
Lowest				
3701.40	Vertical	-37.37	-13.00	Pass
5552.10	V	-31.56		
7402.00	V	-25.75		
3701.40	Horizontal	-36.75		
5552.10	H	-32.64		
7402.00	H	-20.52		
Middle				
3760.00	Vertical	-32.56	-13.00	Pass
5640.00	V	-23.41		
7520.00	V	-18.23		
3760.00	Horizontal	-38.64		
5640.00	H	-27.13		
7520.00	H	-18.36		
Highest				
3816.60	Vertical	-36.47	-13.00	Pass
5724.90	V	-31.35		
7633.20	V	-25.69		
3816.60	Horizontal	-35.78		
5724.90	H	-29.54		
7633.20	H	-19.93		

Note:
1. The emission levels of below 1 GHz are 20 dB lower than the limit so not show in this report.
2. For above 1 GHz, all test modes were performed, and just the worst case shown in the report.

LTE Band 2 / 10 MHz / RB size 1 & RB offset 0				
Frequency (MHz)	Spurious Emission		Limit (dBm)	Result
	Polarization	Level (dBm)		
Lowest				
3701.40	Vertical	-37.17	-13.00	Pass
5552.10	V	-31.18		
7402.00	V	-25.23		
3701.40	Horizontal	-36.74		
5552.10	H	-32.85		
7402.00	H	-20.37		
Middle				
3760.00	Vertical	-32.43	-13.00	Pass
5640.00	V	-23.52		
7520.00	V	-18.71		
3760.00	Horizontal	-38.38		
5640.00	H	-27.27		
7520.00	H	-18.18		
Highest				
3816.60	Vertical	-36.80	-13.00	Pass
5724.90	V	-31.75		
7633.20	V	-25.89		
3816.60	Horizontal	-35.02		
5724.90	H	-29.55		
7633.20	H	-19.98		

Note:
1. The emission levels of below 1 GHz are 20 dB lower than the limit so not show in this report.
2. For above 1 GHz, all test modes were performed, and just the worst case shown in the report.

LTE Band 2 / 15 MHz / RB size 1 & RB offset 0				
Frequency (MHz)	Spurious Emission		Limit (dBm)	Result
	Polarization	Level (dBm)		
Lowest				
3701.40	Vertical	-37.84	-13.00	Pass
5552.10	V	-31.44		
7402.00	V	-25.33		
3701.40	Horizontal	-36.48		
5552.10	H	-32.43		
7402.00	H	-20.39		
Middle				
3760.00	Vertical	-32.83	-13.00	Pass
5640.00	V	-23.37		
7520.00	V	-18.95		
3760.00	Horizontal	-38.35		
5640.00	H	-27.72		
7520.00	H	-18.53		
Highest				
3816.60	Vertical	-36.54	-13.00	Pass
5724.90	V	-31.24		
7633.20	V	-25.35		
3816.60	Horizontal	-35.42		
5724.90	H	-29.47		
7633.20	H	-19.50		

Note:
1. The emission levels of below 1 GHz are 20 dB lower than the limit so not show in this report.
2. For above 1 GHz, all test modes were performed, and just the worst case shown in the report.

LTE Band 2 / 20 MHz / RB size 1 & RB offset 0				
Frequency (MHz)	Spurious Emission		Limit (dBm)	Result
	Polarization	Level (dBm)		
Lowest				
3701.40	Vertical	-37.21	-13.00	Pass
5552.10	V	-31.53		
7402.00	V	-25.81		
3701.40	Horizontal	-36.29		
5552.10	H	-32.25		
7402.00	H	-20.14		
Middle				
3760.00	Vertical	-32.52	-13.00	Pass
5640.00	V	-23.14		
7520.00	V	-18.53		
3760.00	Horizontal	-38.34		
5640.00	H	-27.14		
7520.00	H	-18.96		
Highest				
3816.60	Vertical	-36.53	-13.00	Pass
5724.90	V	-31.28		
7633.20	V	-25.83		
3816.60	Horizontal	-35.65		
5724.90	H	-29.73		
7633.20	H	-19.32		

Note:
1. The emission levels of below 1 GHz are 20 dB lower than the limit so not show in this report.
2. For above 1 GHz, all test modes were performed, and just the worst case shown in the report.

LTE Band 4 and 66 / 1.4 MHz / RB size 1 & RB offset 0				
Frequency (MHz)	Spurious Emission		Limit (dBm)	Result
	Polarization	Level (dBm)		
Lowest				
3701.40	Vertical	-39.77	-13.00	Pass
5552.10	V	-28.08		
7402.00	V	-27.49		
3701.40	Horizontal	-43.07		
5552.10	H	-29.00		
7402.00	H	-28.18		
Middle				
3760.00	Vertical	-38.38	-13.00	Pass
5640.00	V	-28.56		
7520.00	V	-26.49		
3760.00	Horizontal	-44.37		
5640.00	H	-30.33		
7520.00	H	-29.21		
Highest				
3816.60	Vertical	-36.66	-13.00	Pass
5724.90	V	-25.21		
7633.20	V	-27.38		
3816.60	Horizontal	-42.37		
5724.90	H	-28.38		
7633.20	H	-26.77		

Note:
1. The emission levels of below 1 GHz are 20 dB lower than the limit so not show in this report.
2. For above 1 GHz, all test modes were performed, and just the worst case shown in the report.

LTE Band 4 and 66 / 3 MHz / RB size 1 & RB offset 0				
Frequency (MHz)	Spurious Emission		Limit (dBm)	Result
	Polarization	Level (dBm)		
Lowest				
3701.40	Vertical	-39.12	-13.00	Pass
5552.10	V	-28.26		
7402.00	V	-27.78		
3701.40	Horizontal	-43.15		
5552.10	H	-29.15		
7402.00	H	-28.12		
Middle				
3760.00	Vertical	-38.39	-13.00	Pass
5640.00	V	-28.28		
7520.00	V	-26.77		
3760.00	Horizontal	-44.49		
5640.00	H	-30.12		
7520.00	H	-29.44		
Highest				
3816.60	Vertical	-36.77	-13.00	Pass
5724.90	V	-25.28		
7633.20	V	-27.12		
3816.60	Horizontal	-42.26		
5724.90	H	-28.15		
7633.20	H	-26.59		

Note:
1. The emission levels of below 1 GHz are 20 dB lower than the limit so not show in this report.
2. For above 1 GHz, all test modes were performed, and just the worst case shown in the report.

LTE Band 4 and 66 / 5 MHz / RB size 1 & RB offset 0				
Frequency (MHz)	Spurious Emission		Limit (dBm)	Result
	Polarization	Level (dBm)		
Lowest				
3701.40	Vertical	-39.34	-13.00	Pass
5552.10	V	-28.51		
7402.00	V	-27.68		
3701.40	Horizontal	-43.42		
5552.10	H	-29.13		
7402.00	H	-28.85		
Middle				
3760.00	Vertical	-38.21	-13.00	Pass
5640.00	V	-25.38		
7520.00	V	-26.52		
3760.00	Horizontal	-44.13		
5640.00	H	-30.80		
7520.00	H	-29.24		
Highest				
3816.60	Vertical	-36.33	-13.00	Pass
5724.90	V	-25.04		
7633.20	V	-27.44		
3816.60	Horizontal	-42.32		
5724.90	H	-28.42		
7633.20	H	-26.43		

Note:
1. The emission levels of below 1 GHz are 20 dB lower than the limit so not show in this report.
2. For above 1 GHz, all test modes were performed, and just the worst case shown in the report.

LTE Band 4 and 66 / 10 MHz / RB size 1 & RB offset 0				
Frequency (MHz)	Spurious Emission		Limit (dBm)	Result
	Polarization	Level (dBm)		
Lowest				
3701.40	Vertical	-39.29	-13.00	Pass
5552.10	V	-28.74		
7402.00	V	-27.93		
3701.40	Horizontal	-43.08		
5552.10	H	-29.26		
7402.00	H	-28.15		
Middle				
3760.00	Vertical	-38.66	-13.00	Pass
5640.00	V	-28.77		
7520.00	V	-26.12		
3760.00	Horizontal	-44.49		
5640.00	H	-30.27		
7520.00	H	-29.35		
Highest				
3816.60	Vertical	-36.42	-13.00	Pass
5724.90	V	-25.41		
7633.20	V	-27.73		
3816.60	Horizontal	-42.92		
5724.90	H	-28.33		
7633.20	H	-26.83		

Note:
1. The emission levels of below 1 GHz are 20 dB lower than the limit so not show in this report.
2. For above 1 GHz, all test modes were performed, and just the worst case shown in the report.

LTE Band 4 and 66 / 15 MHz / RB size 1 & RB offset 0				
Frequency (MHz)	Spurious Emission		Limit (dBm)	Result
	Polarization	Level (dBm)		
Lowest				
3701.40	Vertical	-39.49	-13.00	Pass
5552.10	V	-28.42		
7402.00	V	-27.47		
3701.40	Horizontal	-43.97		
5552.10	H	-29.29		
7402.00	H	-28.72		
Middle				
3760.00	Vertical	-38.42	-13.00	Pass
5640.00	V	-25.46		
7520.00	V	-26.49		
3760.00	Horizontal	-44.37		
5640.00	H	-30.74		
7520.00	H	-29.35		
Highest				
3816.60	Vertical	-36.41	-13.00	Pass
5724.90	V	-25.39		
7633.20	V	-27.66		
3816.60	Horizontal	-42.74		
5724.90	H	-28.38		
7633.20	H	-26.49		

Note:
1. The emission levels of below 1 GHz are 20 dB lower than the limit so not show in this report.
2. For above 1 GHz, all test modes were performed, and just the worst case shown in the report.

LTE Band 4 and 66 / 20 MHz / RB size 1 & RB offset 0				
Frequency (MHz)	Spurious Emission		Limit (dBm)	Result
	Polarization	Level (dBm)		
Lowest				
3701.40	Vertical	-39.14	-13.00	Pass
5552.10	V	-28.66		
7402.00	V	-27.24		
3701.40	Horizontal	-43.34		
5552.10	H	-49.83		
7402.00	H	-28.25		
Middle				
3760.00	Vertical	-38.73	-13.00	Pass
5640.00	V	-28.91		
7520.00	V	-26.82		
3760.00	Horizontal	-44.94		
5640.00	H	-30.92		
7520.00	H	-29.65		
Highest				
3816.60	Vertical	-36.47	-13.00	Pass
5724.90	V	-25.64		
7633.20	V	-27.24		
3816.60	Horizontal	-42.83		
5724.90	H	-28.43		
7633.20	H	-26.86		

Note:
1. The emission levels of below 1 GHz are 20 dB lower than the limit so not show in this report.
2. For above 1 GHz, all test modes were performed, and just the worst case shown in the report.

LTE Band 5 / 1.4 MHz / RB size 1 & RB offset 0				
Frequency (MHz)	Spurious Emission		Limit (dBm)	Result
	Polarization	Level (dBm)		
Lowest				
1649.40	Vertical	-47.89	-13.00	Pass
2474.10	V	-53.81		
3298.80	V	-49.27		
1649.40	Horizontal	-49.02		
2474.10	H	-53.19		
3298.80	H	-49.07		
Middle				
1673.00	Vertical	-46.16	-13.00	Pass
2509.50	V	-51.87		
3346.00	V	-49.52		
1673.00	Horizontal	-47.67		
2509.50	H	-53.37		
3346.00	H	-50.27		
Highest				
1696.60	Vertical	-45.91	-13.00	Pass
2544.90	V	-52.27		
3393.20	V	-48.91		
1696.60	Horizontal	-50.12		
2544.90	H	-51.41		
3393.20	H	-48.52		

Note:
1. The emission levels of below 1 GHz are 20 dB lower than the limit so not show in this report.
2. For above 1 GHz, all test modes were performed, and just the worst case shown in the report.

LTE Band 5 / 3 MHz / RB size 1 & RB offset 0				
Frequency (MHz)	Spurious Emission		Limit (dBm)	Result
	Polarization	Level (dBm)		
Lowest				
1651.00	Vertical	-47.48	-13.00	Pass
2476.50	V	-53.38		
3302.00	V	-49.22		
1651.00	Horizontal	-49.27		
2476.50	H	-53.39		
3302.00	H	-49.53		
Middle				
1673.00	Vertical	-46.91	-13.00	Pass
2509.50	V	-51.12		
3346.00	V	-49.38		
1673.00	Horizontal	-47.52		
2509.50	H	-53.68		
3346.00	H	-50.26		
Highest				
1695.00	Vertical	-45.87	-13.00	Pass
2542.50	V	-52.76		
3390.00	V	-48.85		
1695.00	Horizontal	-50.28		
2542.50	H	-51.64		
3390.00	H	-48.47		

Note:
1. The emission levels of below 1 GHz are 20 dB lower than the limit so not show in this report.
2. For above 1 GHz, all test modes were performed, and just the worst case shown in the report.

LTE Band 5 / 5 MHz / RB size 1 & RB offset 0				
Frequency (MHz)	Spurious Emission		Limit (dBm)	Result
	Polarization	Level (dBm)		
Lowest				
1653.00	Vertical	-47.27	-13.00	Pass
2479.50	V	-53.67		
3306.00	V	-49.12		
1653.00	Horizontal	-49.41		
2479.50	H	-53.89		
3306.00	H	-49.39		
Middle				
1673.00	Vertical	-46.37	-13.00	Pass
2509.50	V	-51.24		
3346.00	V	-49.32		
1673.00	Horizontal	-47.48		
2509.50	H	-53.50		
3346.00	H	-50.76		
Highest				
1693.00	Vertical	-45.27	-13.00	Pass
2539.50	V	-52.41		
3386.00	V	-48.89		
1693.00	Horizontal	-50.91		
2539.50	H	-51.33		
3386.00	H	-48.42		

Note:
1. The emission levels of below 1 GHz are 20 dB lower than the limit so not show in this report.
2. For above 1 GHz, all test modes were performed, and just the worst case shown in the report.

LTE Band 5 / 10 MHz / RB size 1 & RB offset 0				
Frequency (MHz)	Spurious Emission		Limit (dBm)	Result
	Polarization	Level (dBm)		
Lowest				
1658.00	Vertical	-47.17	-13.00	Pass
2487.00	V	-53.74		
3316.00	V	-49.48		
1658.00	Horizontal	-49.39		
2487.00	H	-53.67		
3316.00	H	-49.99		
Middle				
1673.00	Vertical	-46.34	-13.00	Pass
2509.50	V	-51.82		
3346.00	V	-49.28		
1673.00	Horizontal	-47.52		
2509.50	H	-53.68		
3346.00	H	-50.33		
Highest				
1688.00	Vertical	-45.38	-13.00	Pass
2532.00	V	-52.89		
3376.00	V	-48.12		
1688.00	Horizontal	-50.91		
2532.00	H	-51.33		
3376.00	H	-48.21		

Note:
1. The emission levels of below 1 GHz are 20 dB lower than the limit so not show in this report.
2. For above 1 GHz, all test modes were performed, and just the worst case shown in the report.

LTE Band 12 / 1.4 MHz / RB size 1 & RB offset 0				
Frequency (MHz)	Spurious Emission		Limit (dBm)	Result
	Polarization	Level (dBm)		
Lowest				
1399.40	Vertical	-50.18	-13.00	Pass
2099.10	V	-50.20		
2798.80	V	-50.68		
1399.40	Horizontal	-47.02		
2099.10	H	-53.33		
2798.80	H	-51.90		
Middle				
1415.00	Vertical	-51.41	-13.00	Pass
2122.50	V	-49.91		
2830.00	V	-50.36		
1415.00	Horizontal	-48.48		
2122.50	H	-52.50		
2830.00	H	-51.28		
Highest				
1430.60	Vertical	-50.84	-13.00	Pass
2145.90	V	-48.47		
2861.20	V	-49.03		
1430.60	Horizontal	-49.91		
2145.90	H	-51.30		
2861.20	H	-52.37		

Note:
1. The emission levels of below 1 GHz are 20 dB lower than the limit so not show in this report.
2. For above 1 GHz, all test modes were performed, and just the worst case shown in the report.

LTE Band 12 / 3 MHz / RB size 1 & RB offset 0				
Frequency (MHz)	Spurious Emission		Limit (dBm)	Result
	Polarization	Level (dBm)		
Lowest				
1401.00	Vertical	-50.36	-13.00	Pass
2101.50	V	-50.37		
2802.00	V	-50.44		
1401.00	Horizontal	-47.47		
2101.50	H	-53.12		
2802.00	H	-51.99		
Middle				
1415.00	Vertical	-51.44	-13.00	Pass
2122.50	V	-49.84		
2830.00	V	-50.73		
1415.00	Horizontal	-48.12		
2122.50	H	-52.55		
2830.00	H	-51.59		
Highest				
1429.00	Vertical	-50.51	-13.00	Pass
2143.50	V	-48.47		
2858.00	V	-49.93		
1429.00	Horizontal	-49.51		
2143.50	H	-51.14		
2858.00	H	-52.42		

Note:
1. The emission levels of below 1 GHz are 20 dB lower than the limit so not show in this report.
2. For above 1 GHz, all test modes were performed, and just the worst case shown in the report.

LTE Band 12 / 5 MHz / RB size 1 & RB offset 0				
Frequency (MHz)	Spurious Emission		Limit (dBm)	Result
	Polarization	Level (dBm)		
Lowest				
1403.00	Vertical	-50.13	-13.00	Pass
2104.50	V	-50.20		
2806.00	V	-50.28		
1403.00	Horizontal	-47.95		
2104.50	H	-53.09		
2806.00	H	-51.80		
Middle				
1415.00	Vertical	-51.95	-13.00	Pass
2122.50	V	-49.96		
2830.00	V	-50.02		
1415.00	Horizontal	-48.57		
2122.50	H	-52.60		
2830.00	H	-51.24		
Highest				
1427.00	Vertical	-50.48	-13.00	Pass
2410.50	V	-48.91		
2854.00	V	-49.47		
1427.00	Horizontal	-49.12		
2410.50	H	-51.38		
2854.00	H	-52.91		

Note:
1. The emission levels of below 1 GHz are 20 dB lower than the limit so not show in this report.
2. For above 1 GHz, all test modes were performed, and just the worst case shown in the report.

LTE Band 12 / 10 MHz / RB size 1 & RB offset 0				
Frequency (MHz)	Spurious Emission		Limit (dBm)	Result
	Polarization	Level (dBm)		
Lowest				
1408.00	Vertical	-50.96	-13.00	Pass
2112.00	V	-50.44		
2816.00	V	-50.36		
1408.00	Horizontal	-47.12		
2112.00	H	-53.67		
2816.00	H	-51.91		
Middle				
1415.00	Vertical	-51.85	-13.00	Pass
2122.50	V	-49.41		
2830.00	V	-50.12		
1415.00	Horizontal	-48.36		
2122.50	H	-52.02		
2830.00	H	-51.53		
Highest				
1422.00	Vertical	-50.65	-13.00	Pass
2133.00	V	-48.12		
2844.00	V	-49.53		
1422.00	Horizontal	-49.47		
2133.00	H	-51.36		
2844.00	H	-52.91		

Note:
1. The emission levels of below 1 GHz are 20 dB lower than the limit so not show in this report.
2. For above 1 GHz, all test modes were performed, and just the worst case shown in the report.

LTE Band 30 / 5 MHz / RB size 1 & RB offset 0				
Frequency (MHz)	Spurious Emission		Limit (dBm)	Result
	Polarization	Level (dBm)		
Lowest				
4615.00	Vertical	-44.64	-40.00	Pass
6922.50	V	-44.10		
9230.00	V	-43.82		
4615.00	Horizontal	-44.06		
6922.50	H	-43.52		
9230.00	H	-42.89		
Middle				
4620.00	Vertical	-44.67	-40.00	Pass
6930.00	V	-44.42		
9240.00	V	-43.12		
4620.00	Horizontal	-44.38		
6930.00	H	-43.55		
9240.00	H	-42.93		
Highest				
4625.00	Vertical	-44.89	-40.00	Pass
6937.50	V	-44.46		
9245.00	V	-43.39		
4625.00	Horizontal	-44.42		
6937.50	H	-43.88		
9245.00	H	-42.95		

Note:
1. The emission levels of below 1 GHz are 20 dB lower than the limit so not show in this report.
2. For above 1 GHz, all test modes were performed, and just the worst case shown in the report.

LTE Band 30 / 10 MHz / RB size 1 & RB offset 0				
Frequency (MHz)	Spurious Emission		Limit (dBm)	Result
	Polarization	Level (dBm)		
Middle				
4620.00	Vertical	-44.42	-40.00	Pass
6930.00	V	-44.35		
9240.00	V	-43.49		
4620.00	Horizontal	-44.17		
6930.00	H	-43.74		
9240.00	H	-42.90		

Note:
1. The emission levels of below 1 GHz are 20 dB lower than the limit so not show in this report.
2. For above 1 GHz, all test modes were performed, and just the worst case shown in the report.

6.7 Frequency stability V.S. Temperature measurement

Test Requirement:	Part 22.355, Part 24.235, Part 27.54, Part 2.1055(a)(1)(b)
Test Method:	ANSI/TIA-603-D 2010
Limit:	±2.5ppm
Test setup:	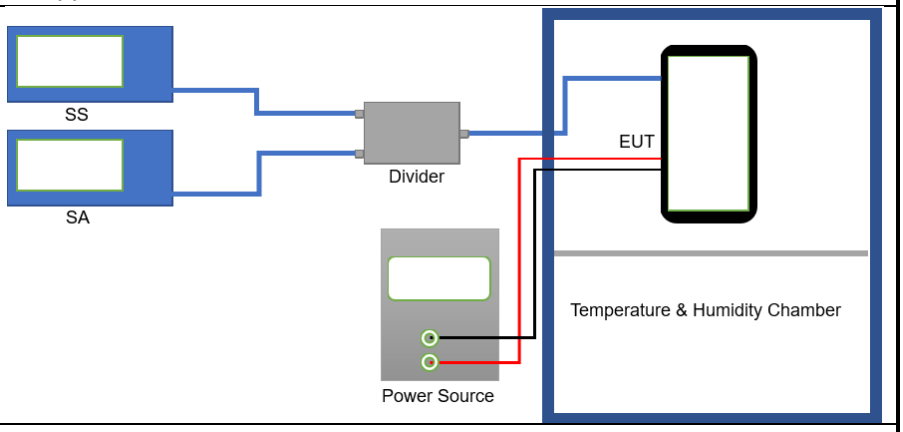
Test procedure:	1. The equipment under test was connected to an external DC power supply and input rated voltage. 2. RF output was connected to a frequency counter or spectrum analyzer via feed through attenuators. 3. The EUT was placed inside the temperature chamber. 4. Set the spectrum analyzer RBW low enough to obtain the desired frequency resolution and measure EUT 25℃ operating frequency as reference frequency. 5. Turn EUT off and set the chamber temperature to –30℃. After the temperature stabilized for approximately 30 minutes recorded the frequency. 6. Repeat step measure with 10℃ increased per stage until the highest temperature of +50℃ reached
Test Instruments:	Refer to section 5.9 for details
Test mode:	Refer to section 5.3 for details
Test results:	Passed

Measurement Data:

Reference Frequency: LTE Band 2 (10MHz) Middle channel=18900 channel=1880.00MHz					
Power supplied (Vdc)	Temperature (℃)	Frequency error		Limit (ppm)	Result
		Hz	ppm		
QPSK					
3.80	-30	200	0.106383	±2.5	Pass
	-20	157	0.083511		
	-10	165	0.087766		
	0	125	0.066489		
	10	190	0.101064		
	20	176	0.093617		
	30	116	0.061702		
	40	107	0.056915		
	50	152	0.080851		
16QAM					
3.80	-30	125	0.066489	±2.5	Pass
	-20	152	0.080851		
	-10	168	0.089362		
	0	124	0.065957		
	10	146	0.077660		
	20	142	0.075532		
	30	158	0.084043		
	40	135	0.071809		
	50	140	0.074468		

Note: Only the worst case shown in the report.

Reference Frequency: LTE Band 4/66 (10MHz) Middle channel=20175 channel=1732.50MHz					
Power supplied (Vdc)	Temperature (℃)	Frequency error		Limit (ppm)	Result
		Hz	ppm		
QPSK					
3.80	-30	200	0.1154401	±2.5	Pass
	-20	157	0.0906205		
	-10	165	0.0952381		
	0	125	0.0721501		
	10	190	0.1096681		
	20	176	0.1015873		
	30	116	0.0669553		
	40	107	0.0617605		
	50	152	0.0877345		
16QAM					
3.80	-30	125	0.0721501	±2.5	Pass
	-20	152	0.0877345		
	-10	168	0.0969697		
	0	124	0.0715729		
	10	146	0.0842713		
	20	142	0.0819625		
	30	158	0.0911977		
	40	135	0.0779221		
	50	140	0.0808081		

Note: Only the worst case shown in the report.

Reference Frequency: LTE Band 5 (10MHz) Middle channel=21100Frequency=2535.00MHz					
Power supplied (Vdc)	Temperature (℃)	Frequency error		Limit (ppm)	Result
		Hz	ppm		
QPSK					
3.80	-30	195	0.076923	±2.5	Pass
	-20	152	0.059961		
	-10	160	0.063116		
	0	120	0.047337		
	10	185	0.072978		
	20	171	0.067456		
	30	111	0.043787		
	40	102	0.040237		
	50	147	0.057988		
16QAM					
3.80	-30	120	0.047337	±2.5	Pass
	-20	147	0.057988		
	-10	163	0.064300		
	0	119	0.046943		
	10	141	0.055621		
	20	137	0.054043		
	30	153	0.060355		
	40	130	0.051282		
	50	135	0.053254		

Note: Only the worst case shown in the report.

Reference Frequency: LTE Band 12(10MHz) Middle channel=23095 channel=707.50MHz					
Power supplied (Vdc)	Temperature (℃)	Frequency error		Limit (ppm)	Result
		Hz	ppm		
QPSK					
3.80	-30	196	0.277032	±2.5	Pass
	-20	153	0.216254		
	-10	161	0.227562		
	0	121	0.171025		
	10	186	0.262898		
	20	172	0.243110		
	30	112	0.158304		
	40	103	0.145583		
	50	148	0.209187		
16QAM					
3.80	-30	121	0.171025	±2.5	Pass
	-20	148	0.209187		
	-10	164	0.231802		
	0	120	0.169611		
	10	142	0.200707		
	20	138	0.195053		
	30	154	0.217668		
	40	131	0.185159		
	50	136	0.192226		

Note: Only the worst case shown in the report.

Reference Frequency: LTE Band 30(10MHz) Middle channel=27710 channel=2310.00MHz					
Power supplied (Vdc)	Temperature (℃)	Frequency error		Limit (ppm)	Result
		Hz	ppm		
QPSK					
3.80	-30	200	0.281690	±2.5	Pass
	-20	157	0.221127		
	-10	165	0.232394		
	0	125	0.176056		
	10	190	0.267606		
	20	176	0.247887		
	30	116	0.163380		
	40	107	0.150704		
	50	152	0.214085		
16QAM					
3.80	-30	125	0.176056	±2.5	Pass
	-20	152	0.214085		
	-10	168	0.236620		
	0	124	0.174648		
	10	146	0.205634		
	20	142	0.200000		
	30	158	0.222535		
	40	135	0.190141		
	50	140	0.197183		

Note: Only the worst case shown in the report.

6.8 Frequency stability V.S. Voltage measurement

Test Requirement:	Part 22.355, Part 24.235, Part 27.54, Part 2.1055(d)(2)
Test Method:	ANSI/TIA-603-D 2010
Limit:	±2.5ppm
Test setup:	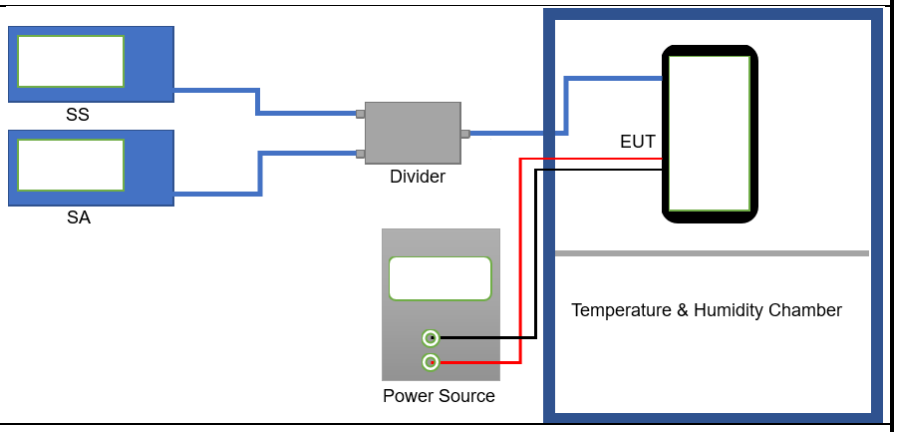
Test procedure:	1. Set chamber temperature to 25℃. Use a variable DC power source to power the EUT and set the voltage to rated voltage. 2. Set the spectrum analyzer RBW low enough to obtain the desired frequency resolution and recorded the frequency. 3. Reduce the input voltage to specify extreme voltage variation (+/-15%) and endpoint, record the maximum frequency change.
Test Instruments:	Refer to section 5.9 for details
Test mode:	Refer to section 5.3 for details
Test results:	Passed

Measurement Data:

Reference Frequency: LTE Band 2(10MHz) Middle channel=18900 channel=1880.00MHz					
Temperature (℃)	Power supplied (Vdc)	Frequency error		Limit (ppm)	Result
		Hz	ppm		
QPSK					
25	4.35	100	0.053191	±2.5	Pass
	3.80	67	0.035638		
	3.23	76	0.040426		
16QAM					
25	4.35	82	0.043617	±2.5	Pass
	3.80	98	0.052128		
	3.23	50	0.026596		

Note: Only the worst case shown in the report.

Reference Frequency: LTE Band 4/66(10MHz) Middle channel=20175 channel=1732.50MHz					
Temperature (℃)	Power supplied (Vdc)	Frequency error		Limit (ppm)	Result
		Hz	ppm		
QPSK					
25	4.35	100	0.0577201	±2.5	Pass
	3.80	67	0.0386724		
	3.23	76	0.0438672		
16QAM					
25	4.35	82	0.0473304	±2.5	Pass
	3.80	98	0.0565657		
	3.23	50	0.0288600		

Note: Only the worst case shown in the report.

Reference Frequency: LTE Band 5(10MHz) Middle channel=20525 channel=836.50MHz					
Temperature (℃)	Power supplied (Vdc)	Frequency error		Limit (ppm)	Result
		Hz	ppm		
QPSK					
25	4.35	95	0.113568	±2.5	Pass
	3.80	62	0.074118		
	3.23	71	0.084877		
16QAM					
25	4.35	77	0.092050	±2.5	Pass
	3.80	93	0.111178		
	3.23	45	0.053796		

Note: Only the worst case shown in the report.

Reference Frequency: LTE Band 12(10MHz) Middle channel=23095 channel=707.50MHz					
Temperature (℃)	Power supplied (Vdc)	Frequency error		Limit (ppm)	Result
		Hz	ppm		
QPSK					
25	4.35	96	0.135689	±2.5	Pass
	3.80	63	0.089046		
	3.23	72	0.101767		
16QAM					
25	4.35	78	0.110247	±2.5	Pass
	3.80	94	0.132862		
	3.23	46	0.065018		

Note: Only the worst case shown in the report.

Reference Frequency: LTE Band 30(10MHz) Middle channel=27710 channel=2310.00MHz					
Temperature (℃)	Power supplied (Vdc)	Frequency error		Limit (ppm)	Result
		Hz	ppm		
QPSK					
25	4.35	100	0.140845	±2.5	Pass
	3.80	67	0.094366		
	3.23	76	0.107042		
16QAM					
25	4.35	82	0.115493	±2.5	Pass
	3.80	98	0.138028		
	3.23	50	0.070423		

Note: Only the worst case shown in the report.