Conducted test results

No.1-1335-25-02-05_TR1-A201-R01

June 03, 2026

Test Standard(s)	FCC 15.407, ISED RSS247 - NI
	ISED RSS247 - NI
	FCC 15.407 - NI
	NA - NI

This document is electronically signed and valid without handwritten signature.
Public keys for verification of the electronic signatures can be requested at the testing laboratory.

On behalf of

cn=Michael Dorongovski-Kerbusch, o, ou, email=michael.dorongovski@cetecomadvanced.com, c=DE
2026.06.08 15:24:11 +02'00'

Authorized

Marco Bertolino
Supervisor Radio Services
Radio Labs

Table of Content

FCC 15.407, ISED RSS247 # Emission mask (eirp) ~ WLAN5Gx ax-HE20 U-NII-3 13
FCC 15.407, ISED RSS247 # Minimum emission bandwidth ~ WLAN5Gx ax-HE20 U-NII-3 16
FCC 15.407, ISED RSS247 # Bandwidths 99PCT and 26dB (UNII-3 20dB) ~ WLAN5Gx ax-HE20 U-NII-3 18
ISED RSS247 # Max output power and psd ~ WLAN5Gx ax-HE20 U-NII-3 23
FCC 15.407 # Max output power and psd ~ WLAN5Gx ax-HE20 U-NII-3 27
NA # Peak output power 3MHz/3MHz ~ WLAN5Gx ax-HE20 U-NII-3 31
NA # Message with SA scan ~ 34
FCC 15.407, ISED RSS247 # Emission mask (eirp) ~ WLAN5Gx ax-HE20 U-NII-3 35
FCC 15.407, ISED RSS247 # Minimum emission bandwidth ~ WLAN5Gx ax-HE20 U-NII-3 38
FCC 15.407, ISED RSS247 # Bandwidths 99PCT and 26dB (UNII-3 20dB) ~ WLAN5Gx ax-HE20 U-NII-3 40
ISED RSS247 # Max output power and psd ~ WLAN5Gx ax-HE20 U-NII-3 45
FCC 15.407 # Max output power and psd ~ WLAN5Gx ax-HE20 U-NII-3 49
NA # Peak output power 3MHz/3MHz ~ WLAN5Gx ax-HE20 U-NII-3 53
NA # Message with SA scan ~ 56
FCC 15.407, ISED RSS247 # Emission mask (eirp) ~ WLAN5Gx ax-HE20 U-NII-3 57
FCC 15.407, ISED RSS247 # Minimum emission bandwidth ~ WLAN5Gx ax-HE20 U-NII-3 60
FCC 15.407, ISED RSS247 # Bandwidths 99PCT and 26dB (UNII-3 20dB) ~ WLAN5Gx ax-HE20 U-NII-3 62
ISED RSS247 # Max output power and psd ~ WLAN5Gx ax-HE20 U-NII-3 67
FCC 15.407 # Max output power and psd ~ WLAN5Gx ax-HE20 U-NII-3 71
NA # Peak output power 3MHz/3MHz ~ WLAN5Gx ax-HE20 U-NII-3 75
NA # Message with SA scan ~ 78
FCC 15.407, ISED RSS247 # Emission mask (eirp) ~ WLAN5Gx ax-HE20 U-NII-3 79
FCC 15.407, ISED RSS247 # Minimum emission bandwidth ~ WLAN5Gx ax-HE20 U-NII-3 82
FCC 15.407, ISED RSS247 # Bandwidths 99PCT and 26dB (UNII-3 20dB) ~ WLAN5Gx ax-HE20 U-NII-3 84
ISED RSS247 # Max output power and psd ~ WLAN5Gx ax-HE20 U-NII-3 89
FCC 15.407 # Max output power and psd ~ WLAN5Gx ax-HE20 U-NII-3 93
NA # Peak output power 3MHz/3MHz ~ WLAN5Gx ax-HE20 U-NII-3 97
NA # Message with SA scan ~ 100
FCC 15.407, ISED RSS247 # Emission mask (eirp) ~ WLAN5Gx ax-HE20 U-NII-3 101
FCC 15.407, ISED RSS247 # Minimum emission bandwidth ~ WLAN5Gx ax-HE20 U-NII-3 104
FCC 15.407, ISED RSS247 # Bandwidths 99PCT and 26dB (UNII-3 20dB) ~ WLAN5Gx ax-HE20 U-NII-3 106
ISED RSS247 # Max output power and psd ~ WLAN5Gx ax-HE20 U-NII-3 111
FCC 15.407 # Max output power and psd ~ WLAN5Gx ax-HE20 U-NII-3 115
NA # Peak output power 3MHz/3MHz ~ WLAN5Gx ax-HE20 U-NII-3 119
NA # Message with SA scan ~ 122
FCC 15.407, ISED RSS247 # Emission mask (eirp) ~ WLAN5Gx ax-HE20 U-NII-3 123
FCC 15.407, ISED RSS247 # Minimum emission bandwidth ~ WLAN5Gx ax-HE20 U-NII-3 126
FCC 15.407, ISED RSS247 # Bandwidths 99PCT and 26dB (UNII-3 20dB) ~ WLAN5Gx ax-HE20 U-NII-3 128
ISED RSS247 # Max output power and psd ~ WLAN5Gx ax-HE20 U-NII-3 133
FCC 15.407 # Max output power and psd ~ WLAN5Gx ax-HE20 U-NII-3 137
NA # Peak output power 3MHz/3MHz ~ WLAN5Gx ax-HE20 U-NII-3 141

NA # Message with SA scan ~ 144
FCC 15.407, ISED RSS247 # Emission mask (eirp) ~ WLAN5Gx ac-VHT20 mode U-NII-3 145
FCC 15.407, ISED RSS247 # Minimum emission bandwidth ~ WLAN5Gx ac-VHT20 mode U-NII-3 148
FCC 15.407, ISED RSS247 # Bandwidths 99PCT and 26dB (UNII-3 20dB) ~ WLAN5Gx ac-VHT20 mode U-NII-3 150
ISED RSS247 # Max output power and psd ~ WLAN5Gx ac-VHT20 mode U-NII-3 155
FCC 15.407 # Max output power and psd ~ WLAN5Gx ac-VHT20 mode U-NII-3 159
NA # Peak output power 3MHz/3MHz ~ WLAN5Gx ac-VHT20 mode U-NII-3 163
NA # Message with SA scan ~ 166
FCC 15.407, ISED RSS247 # Emission mask (eirp) ~ WLAN5Gx ac-VHT20 mode U-NII-3 167
FCC 15.407, ISED RSS247 # Minimum emission bandwidth ~ WLAN5Gx ac-VHT20 mode U-NII-3 170
FCC 15.407, ISED RSS247 # Bandwidths 99PCT and 26dB (UNII-3 20dB) ~ WLAN5Gx ac-VHT20 mode U-NII-3 172
ISED RSS247 # Max output power and psd ~ WLAN5Gx ac-VHT20 mode U-NII-3 177
FCC 15.407 # Max output power and psd ~ WLAN5Gx ac-VHT20 mode U-NII-3 181
NA # Peak output power 3MHz/3MHz ~ WLAN5Gx ac-VHT20 mode U-NII-3 185
NA # Message with SA scan ~ 188
FCC 15.407, ISED RSS247 # Emission mask (eirp) ~ WLAN5Gx ac-VHT20 mode U-NII-3 189
FCC 15.407, ISED RSS247 # Minimum emission bandwidth ~ WLAN5Gx ac-VHT20 mode U-NII-3 192
FCC 15.407, ISED RSS247 # Bandwidths 99PCT and 26dB (UNII-3 20dB) ~ WLAN5Gx ac-VHT20 mode U-NII-3 194
ISED RSS247 # Max output power and psd ~ WLAN5Gx ac-VHT20 mode U-NII-3 199
FCC 15.407 # Max output power and psd ~ WLAN5Gx ac-VHT20 mode U-NII-3 203
NA # Peak output power 3MHz/3MHz ~ WLAN5Gx ac-VHT20 mode U-NII-3 207
NA # Message with SA scan ~ 210
FCC 15.407, ISED RSS247 # Emission mask (eirp) ~ WLAN5Gx ac-VHT20 mode U-NII-3 211
FCC 15.407, ISED RSS247 # Minimum emission bandwidth ~ WLAN5Gx ac-VHT20 mode U-NII-3 214
FCC 15.407, ISED RSS247 # Bandwidths 99PCT and 26dB (UNII-3 20dB) ~ WLAN5Gx ac-VHT20 mode U-NII-3 216
ISED RSS247 # Max output power and psd ~ WLAN5Gx ac-VHT20 mode U-NII-3 221
FCC 15.407 # Max output power and psd ~ WLAN5Gx ac-VHT20 mode U-NII-3 225
NA # Peak output power 3MHz/3MHz ~ WLAN5Gx ac-VHT20 mode U-NII-3 229
NA # Message with SA scan ~ 232
FCC 15.407, ISED RSS247 # Emission mask (eirp) ~ WLAN5Gx ac-VHT20 mode U-NII-3 233
FCC 15.407, ISED RSS247 # Minimum emission bandwidth ~ WLAN5Gx ac-VHT20 mode U-NII-3 236
FCC 15.407, ISED RSS247 # Bandwidths 99PCT and 26dB (UNII-3 20dB) ~ WLAN5Gx ac-VHT20 mode U-NII-3 238
ISED RSS247 # Max output power and psd ~ WLAN5Gx ac-VHT20 mode U-NII-3 243
FCC 15.407 # Max output power and psd ~ WLAN5Gx ac-VHT20 mode U-NII-3 247
NA # Peak output power 3MHz/3MHz ~ WLAN5Gx ac-VHT20 mode U-NII-3 251
NA # Message with SA scan ~ 254
FCC 15.407, ISED RSS247 # Emission mask (eirp) ~ WLAN5Gx ac-VHT20 mode U-NII-3 255
FCC 15.407, ISED RSS247 # Minimum emission bandwidth ~ WLAN5Gx ac-VHT20 mode U-NII-3 258
FCC 15.407, ISED RSS247 # Bandwidths 99PCT and 26dB (UNII-3 20dB) ~ WLAN5Gx ac-VHT20 mode U-NII-3 260
ISED RSS247 # Max output power and psd ~ WLAN5Gx ac-VHT20 mode U-NII-3 265

FCC 15.407 # Max output power and psd ~ WLAN5Gx ac-VHT20 mode U-NII-3 269
NA # Peak output power 3MHz/3MHz ~ WLAN5Gx ac-VHT20 mode U-NII-3 273
NA # Message with SA scan ~ 276
FCC 15.407, ISED RSS247 # Emission mask (eirp) ~ WLAN5Gx n-HT20 mode U-NII-3 277
FCC 15.407, ISED RSS247 # Minimum emission bandwidth ~ WLAN5Gx n-HT20 mode U-NII-3 280
FCC 15.407, ISED RSS247 # Bandwidths 99PCT and 26dB (UNII-3 20dB) ~ WLAN5Gx n-HT20 mode U-NII-3 282
ISED RSS247 # Max output power and psd ~ WLAN5Gx n-HT20 mode U-NII-3 287
FCC 15.407 # Max output power and psd ~ WLAN5Gx n-HT20 mode U-NII-3 291
NA # Peak output power 3MHz/3MHz ~ WLAN5Gx n-HT20 mode U-NII-3 295
NA # Message with SA scan ~ 298
FCC 15.407, ISED RSS247 # Emission mask (eirp) ~ WLAN5Gx n-HT20 mode U-NII-3 299
FCC 15.407, ISED RSS247 # Minimum emission bandwidth ~ WLAN5Gx n-HT20 mode U-NII-3 302
FCC 15.407, ISED RSS247 # Bandwidths 99PCT and 26dB (UNII-3 20dB) ~ WLAN5Gx n-HT20 mode U-NII-3 304
ISED RSS247 # Max output power and psd ~ WLAN5Gx n-HT20 mode U-NII-3 309
FCC 15.407 # Max output power and psd ~ WLAN5Gx n-HT20 mode U-NII-3 313
NA # Peak output power 3MHz/3MHz ~ WLAN5Gx n-HT20 mode U-NII-3 317
NA # Message with SA scan ~ 320
FCC 15.407, ISED RSS247 # Emission mask (eirp) ~ WLAN5Gx n-HT20 mode U-NII-3 321
FCC 15.407, ISED RSS247 # Minimum emission bandwidth ~ WLAN5Gx n-HT20 mode U-NII-3 324
FCC 15.407, ISED RSS247 # Bandwidths 99PCT and 26dB (UNII-3 20dB) ~ WLAN5Gx n-HT20 mode U-NII-3 326
ISED RSS247 # Max output power and psd ~ WLAN5Gx n-HT20 mode U-NII-3 331
FCC 15.407 # Max output power and psd ~ WLAN5Gx n-HT20 mode U-NII-3 335
NA # Peak output power 3MHz/3MHz ~ WLAN5Gx n-HT20 mode U-NII-3 339
NA # Message with SA scan ~ 342
FCC 15.407, ISED RSS247 # Emission mask (eirp) ~ WLAN5Gx n-HT20 mode U-NII-3 343
FCC 15.407, ISED RSS247 # Minimum emission bandwidth ~ WLAN5Gx n-HT20 mode U-NII-3 346
FCC 15.407, ISED RSS247 # Bandwidths 99PCT and 26dB (UNII-3 20dB) ~ WLAN5Gx n-HT20 mode U-NII-3 348
ISED RSS247 # Max output power and psd ~ WLAN5Gx n-HT20 mode U-NII-3 353
FCC 15.407 # Max output power and psd ~ WLAN5Gx n-HT20 mode U-NII-3 357
NA # Peak output power 3MHz/3MHz ~ WLAN5Gx n-HT20 mode U-NII-3 361
NA # Message with SA scan ~ 364
FCC 15.407, ISED RSS247 # Emission mask (eirp) ~ WLAN5Gx n-HT20 mode U-NII-3 365
FCC 15.407, ISED RSS247 # Minimum emission bandwidth ~ WLAN5Gx n-HT20 mode U-NII-3 368
FCC 15.407, ISED RSS247 # Bandwidths 99PCT and 26dB (UNII-3 20dB) ~ WLAN5Gx n-HT20 mode U-NII-3 370
ISED RSS247 # Max output power and psd ~ WLAN5Gx n-HT20 mode U-NII-3 375
FCC 15.407 # Max output power and psd ~ WLAN5Gx n-HT20 mode U-NII-3 379
NA # Peak output power 3MHz/3MHz ~ WLAN5Gx n-HT20 mode U-NII-3 383
NA # Message with SA scan ~ 386
FCC 15.407, ISED RSS247 # Emission mask (eirp) ~ WLAN5Gx n-HT20 mode U-NII-3 387
FCC 15.407, ISED RSS247 # Minimum emission bandwidth ~ WLAN5Gx n-HT20 mode U-NII-3 390

FCC 15.407, ISED RSS247 # Bandwidths 99PCT and 26dB (UNII-3 20dB) ~ WLAN5Gx n-HT20 mode U-NII-3 392
ISED RSS247 # Max output power and psd ~ WLAN5Gx n-HT20 mode U-NII-3 397
FCC 15.407 # Max output power and psd ~ WLAN5Gx n-HT20 mode U-NII-3 401
NA # Peak output power 3MHz/3MHz ~ WLAN5Gx n-HT20 mode U-NII-3 405
NA # Message with SA scan ~ 408
FCC 15.407, ISED RSS247 # Emission mask (eirp) ~ WLAN5Gx n-HT20 mode U-NII-3 409
FCC 15.407, ISED RSS247 # Minimum emission bandwidth ~ WLAN5Gx n-HT20 mode U-NII-3 412
FCC 15.407, ISED RSS247 # Bandwidths 99PCT and 26dB (UNII-3 20dB) ~ WLAN5Gx n-HT20 mode U-NII-3 414
ISED RSS247 # Max output power and psd ~ WLAN5Gx n-HT20 mode U-NII-3 419
FCC 15.407 # Max output power and psd ~ WLAN5Gx n-HT20 mode U-NII-3 423
NA # Peak output power 3MHz/3MHz ~ WLAN5Gx n-HT20 mode U-NII-3 427
NA # Message with SA scan ~ 430
FCC 15.407, ISED RSS247 # Emission mask (eirp) ~ WLAN5Gx n-HT20 mode U-NII-3 431
FCC 15.407, ISED RSS247 # Minimum emission bandwidth ~ WLAN5Gx n-HT20 mode U-NII-3 434
FCC 15.407, ISED RSS247 # Bandwidths 99PCT and 26dB (UNII-3 20dB) ~ WLAN5Gx n-HT20 mode U-NII-3 436
ISED RSS247 # Max output power and psd ~ WLAN5Gx n-HT20 mode U-NII-3 441
FCC 15.407 # Max output power and psd ~ WLAN5Gx n-HT20 mode U-NII-3 445
NA # Peak output power 3MHz/3MHz ~ WLAN5Gx n-HT20 mode U-NII-3 449
NA # Message with SA scan ~ 452
FCC 15.407, ISED RSS247 # Emission mask (eirp) ~ WLAN5Gx n-HT20 mode U-NII-3 453
FCC 15.407, ISED RSS247 # Minimum emission bandwidth ~ WLAN5Gx n-HT20 mode U-NII-3 456
FCC 15.407, ISED RSS247 # Bandwidths 99PCT and 26dB (UNII-3 20dB) ~ WLAN5Gx n-HT20 mode U-NII-3 458
ISED RSS247 # Max output power and psd ~ WLAN5Gx n-HT20 mode U-NII-3 463
FCC 15.407 # Max output power and psd ~ WLAN5Gx n-HT20 mode U-NII-3 467
NA # Peak output power 3MHz/3MHz ~ WLAN5Gx n-HT20 mode U-NII-3 471
NA # Message with SA scan ~ 474
FCC 15.407, ISED RSS247 # Emission mask (eirp) ~ WLAN5Gx a mode U-NII-3 475
FCC 15.407, ISED RSS247 # Minimum emission bandwidth ~ WLAN5Gx a mode U-NII-3 478
FCC 15.407, ISED RSS247 # Bandwidths 99PCT and 26dB (UNII-3 20dB) ~ WLAN5Gx a mode U-NII-3 480
ISED RSS247 # Max output power and psd ~ WLAN5Gx a mode U-NII-3 485
FCC 15.407 # Max output power and psd ~ WLAN5Gx a mode U-NII-3 489
NA # Peak output power 3MHz/3MHz ~ WLAN5Gx a mode U-NII-3 493
NA # Message with SA scan ~ 496
FCC 15.407, ISED RSS247 # Emission mask (eirp) ~ WLAN5Gx a mode U-NII-3 497
FCC 15.407, ISED RSS247 # Minimum emission bandwidth ~ WLAN5Gx a mode U-NII-3 500
FCC 15.407, ISED RSS247 # Bandwidths 99PCT and 26dB (UNII-3 20dB) ~ WLAN5Gx a mode U-NII-3 502
ISED RSS247 # Max output power and psd ~ WLAN5Gx a mode U-NII-3 507
FCC 15.407 # Max output power and psd ~ WLAN5Gx a mode U-NII-3 511
NA # Peak output power 3MHz/3MHz ~ WLAN5Gx a mode U-NII-3 515
NA # Message with SA scan ~ 518
FCC 15.407, ISED RSS247 # Emission mask (eirp) ~ WLAN5Gx a mode U-NII-3 519

FCC 15.407, ISED RSS247 # Minimum emission bandwidth ~ WLAN5Gx a mode U-NII-3 522
FCC 15.407, ISED RSS247 # Bandwidths 99PCT and 26dB (UNII-3 20dB) ~ WLAN5Gx a mode U-NII-3 524
ISED RSS247 # Max output power and psd ~ WLAN5Gx a mode U-NII-3 529
FCC 15.407 # Max output power and psd ~ WLAN5Gx a mode U-NII-3 533
NA # Peak output power 3MHz/3MHz ~ WLAN5Gx a mode U-NII-3 537
NA # Message with SA scan ~ 540
FCC 15.407, ISED RSS247 # Emission mask (eirp) ~ WLAN5Gx a mode U-NII-3 541
FCC 15.407, ISED RSS247 # Minimum emission bandwidth ~ WLAN5Gx a mode U-NII-3 544
FCC 15.407, ISED RSS247 # Bandwidths 99PCT and 26dB (UNII-3 20dB) ~ WLAN5Gx a mode U-NII-3 546
ISED RSS247 # Max output power and psd ~ WLAN5Gx a mode U-NII-3 551
FCC 15.407 # Max output power and psd ~ WLAN5Gx a mode U-NII-3 555
NA # Peak output power 3MHz/3MHz ~ WLAN5Gx a mode U-NII-3 559
NA # Message with SA scan ~ 562
FCC 15.407, ISED RSS247 # Emission mask (eirp) ~ WLAN5Gx a mode U-NII-3 563
FCC 15.407, ISED RSS247 # Minimum emission bandwidth ~ WLAN5Gx a mode U-NII-3 566
FCC 15.407, ISED RSS247 # Bandwidths 99PCT and 26dB (UNII-3 20dB) ~ WLAN5Gx a mode U-NII-3 568
ISED RSS247 # Max output power and psd ~ WLAN5Gx a mode U-NII-3 573
FCC 15.407 # Max output power and psd ~ WLAN5Gx a mode U-NII-3 577
NA # Peak output power 3MHz/3MHz ~ WLAN5Gx a mode U-NII-3 581
NA # Message with SA scan ~ 584
FCC 15.407, ISED RSS247 # Emission mask (eirp) ~ WLAN5Gx a mode U-NII-3 585
FCC 15.407, ISED RSS247 # Minimum emission bandwidth ~ WLAN5Gx a mode U-NII-3 588
FCC 15.407, ISED RSS247 # Bandwidths 99PCT and 26dB (UNII-3 20dB) ~ WLAN5Gx a mode U-NII-3 590
ISED RSS247 # Max output power and psd ~ WLAN5Gx a mode U-NII-3 595
FCC 15.407 # Max output power and psd ~ WLAN5Gx a mode U-NII-3 599
NA # Peak output power 3MHz/3MHz ~ WLAN5Gx a mode U-NII-3 603
NA # Message with SA scan ~ 606
FCC 15.407, ISED RSS247 # Emission mask (eirp) ~ WLAN5Gx a mode U-NII-3 607
FCC 15.407, ISED RSS247 # Minimum emission bandwidth ~ WLAN5Gx a mode U-NII-3 610
FCC 15.407, ISED RSS247 # Bandwidths 99PCT and 26dB (UNII-3 20dB) ~ WLAN5Gx a mode U-NII-3 612
ISED RSS247 # Max output power and psd ~ WLAN5Gx a mode U-NII-3 617
FCC 15.407 # Max output power and psd ~ WLAN5Gx a mode U-NII-3 621
NA # Peak output power 3MHz/3MHz ~ WLAN5Gx a mode U-NII-3 625
NA # Message with SA scan ~ 628
FCC 15.407, ISED RSS247 # Emission mask (eirp) ~ WLAN5Gx a mode U-NII-3 629
FCC 15.407, ISED RSS247 # Minimum emission bandwidth ~ WLAN5Gx a mode U-NII-3 632
FCC 15.407, ISED RSS247 # Bandwidths 99PCT and 26dB (UNII-3 20dB) ~ WLAN5Gx a mode U-NII-3 634
ISED RSS247 # Max output power and psd ~ WLAN5Gx a mode U-NII-3 639
FCC 15.407 # Max output power and psd ~ WLAN5Gx a mode U-NII-3 643
NA # Peak output power 3MHz/3MHz ~ WLAN5Gx a mode U-NII-3 647
NA # Message with SA scan ~ 650
FCC 15.407, ISED RSS247 # Emission mask (eirp) ~ WLAN5Gx a mode U-NII-3 651
FCC 15.407, ISED RSS247 # Minimum emission bandwidth ~ WLAN5Gx a mode U-NII-3 654
FCC 15.407, ISED RSS247 # Bandwidths 99PCT and 26dB (UNII-3 20dB) ~ WLAN5Gx a mode U-NII-3 656

ISED RSS247 # Max output power and psd ~ WLAN5Gx a mode U-NII-3 661
FCC 15.407 # Max output power and psd ~ WLAN5Gx a mode U-NII-3 665
NA # Peak output power 3MHz/3MHz ~ WLAN5Gx a mode U-NII-3 669
NA # Message with SA scan ~ 672
FCC 15.407, ISED RSS247 # Emission mask (eirp) ~ WLAN5Gx a mode U-NII-3 673
FCC 15.407, ISED RSS247 # Minimum emission bandwidth ~ WLAN5Gx a mode U-NII-3 676
FCC 15.407, ISED RSS247 # Bandwidths 99PCT and 26dB (UNII-3 20dB) ~ WLAN5Gx a mode U-NII-3 678
ISED RSS247 # Max output power and psd ~ WLAN5Gx a mode U-NII-3 683
FCC 15.407 # Max output power and psd ~ WLAN5Gx a mode U-NII-3 687
NA # Peak output power 3MHz/3MHz ~ WLAN5Gx a mode U-NII-3 691
NA # Message with SA scan ~ 694
FCC 15.407, ISED RSS247 # Emission mask (eirp) ~ WLAN5Gx a mode U-NII-3 695
FCC 15.407, ISED RSS247 # Minimum emission bandwidth ~ WLAN5Gx a mode U-NII-3 698
FCC 15.407, ISED RSS247 # Bandwidths 99PCT and 26dB (UNII-3 20dB) ~ WLAN5Gx a mode U-NII-3 700
ISED RSS247 # Max output power and psd ~ WLAN5Gx a mode U-NII-3 705
FCC 15.407 # Max output power and psd ~ WLAN5Gx a mode U-NII-3 709
NA # Peak output power 3MHz/3MHz ~ WLAN5Gx a mode U-NII-3 713
NA # Message with SA scan ~ 716
FCC 15.407, ISED RSS247 # Emission mask (eirp) ~ WLAN5Gx a mode U-NII-3 717
FCC 15.407, ISED RSS247 # Minimum emission bandwidth ~ WLAN5Gx a mode U-NII-3 720
FCC 15.407, ISED RSS247 # Bandwidths 99PCT and 26dB (UNII-3 20dB) ~ WLAN5Gx a mode U-NII-3 722
ISED RSS247 # Max output power and psd ~ WLAN5Gx a mode U-NII-3 727
FCC 15.407 # Max output power and psd ~ WLAN5Gx a mode U-NII-3 731
NA # Peak output power 3MHz/3MHz ~ WLAN5Gx a mode U-NII-3 735
NA # Message with SA scan ~ 738
FCC 15.407, ISED RSS247 # Emission mask (eirp) ~ WLAN5Gx a mode U-NII-3 739
FCC 15.407, ISED RSS247 # Minimum emission bandwidth ~ WLAN5Gx a mode U-NII-3 742
FCC 15.407, ISED RSS247 # Bandwidths 99PCT and 26dB (UNII-3 20dB) ~ WLAN5Gx a mode U-NII-3 744
ISED RSS247 # Max output power and psd ~ WLAN5Gx a mode U-NII-3 749
FCC 15.407 # Max output power and psd ~ WLAN5Gx a mode U-NII-3 753
NA # Peak output power 3MHz/3MHz ~ WLAN5Gx a mode U-NII-3 757
NA # Message with SA scan ~ 760
FCC 15.407, ISED RSS247 # Emission mask (eirp) ~ WLAN5Gx a mode U-NII-3 761
FCC 15.407, ISED RSS247 # Minimum emission bandwidth ~ WLAN5Gx a mode U-NII-3 764
FCC 15.407, ISED RSS247 # Bandwidths 99PCT and 26dB (UNII-3 20dB) ~ WLAN5Gx a mode U-NII-3 766
ISED RSS247 # Max output power and psd ~ WLAN5Gx a mode U-NII-3 771
FCC 15.407 # Max output power and psd ~ WLAN5Gx a mode U-NII-3 775
NA # Peak output power 3MHz/3MHz ~ WLAN5Gx a mode U-NII-3 779
NA # Message with SA scan ~ 782
FCC 15.407, ISED RSS247 # Emission mask (eirp) ~ WLAN5Gx a mode U-NII-3 783
FCC 15.407, ISED RSS247 # Minimum emission bandwidth ~ WLAN5Gx a mode U-NII-3 786
FCC 15.407, ISED RSS247 # Bandwidths 99PCT and 26dB (UNII-3 20dB) ~ WLAN5Gx a mode U-NII-3 788
ISED RSS247 # Max output power and psd ~ WLAN5Gx a mode U-NII-3 793
FCC 15.407 # Max output power and psd ~ WLAN5Gx a mode U-NII-3 797

NA # Peak output power 3MHz/3MHz ~ WLAN5Gx a mode U-NII-3 801
NA # Message with SA scan ~ 804
FCC 15.407, ISED RSS247 # Emission mask (eirp) ~ WLAN5Gx a mode U-NII-3 805
FCC 15.407, ISED RSS247 # Minimum emission bandwidth ~ WLAN5Gx a mode U-NII-3 808
FCC 15.407, ISED RSS247 # Bandwidths 99PCT and 26dB (UNII-3 20dB) ~ WLAN5Gx a mode U-NII-3 810
ISED RSS247 # Max output power and psd ~ WLAN5Gx a mode U-NII-3 815
FCC 15.407 # Max output power and psd ~ WLAN5Gx a mode U-NII-3 819
NA # Peak output power 3MHz/3MHz ~ WLAN5Gx a mode U-NII-3 823
NA # Message with SA scan ~ 826
FCC 15.407, ISED RSS247 # Emission mask (eirp) ~ WLAN5Gx a mode U-NII-3 827
FCC 15.407, ISED RSS247 # Minimum emission bandwidth ~ WLAN5Gx a mode U-NII-3 830
FCC 15.407, ISED RSS247 # Bandwidths 99PCT and 26dB (UNII-3 20dB) ~ WLAN5Gx a mode U-NII-3 832
ISED RSS247 # Max output power and psd ~ WLAN5Gx a mode U-NII-3 837
FCC 15.407 # Max output power and psd ~ WLAN5Gx a mode U-NII-3 841
NA # Peak output power 3MHz/3MHz ~ WLAN5Gx a mode U-NII-3 845
NA # Message with SA scan ~ 848
FCC 15.407, ISED RSS247 # Emission mask (eirp) ~ WLAN5Gx a mode U-NII-3 849
FCC 15.407, ISED RSS247 # Minimum emission bandwidth ~ WLAN5Gx a mode U-NII-3 852
FCC 15.407, ISED RSS247 # Bandwidths 99PCT and 26dB (UNII-3 20dB) ~ WLAN5Gx a mode U-NII-3 854
ISED RSS247 # Max output power and psd ~ WLAN5Gx a mode U-NII-3 859
FCC 15.407 # Max output power and psd ~ WLAN5Gx a mode U-NII-3 863
NA # Peak output power 3MHz/3MHz ~ WLAN5Gx a mode U-NII-3 867
NA # Message with SA scan ~ 870
FCC 15.407, ISED RSS247 # Bandwidths 99PCT and 26dB (UNII-3 20dB) ~ WLAN5Gx ax-HE20 U-NII-1 871
ISED RSS247 # Max output power and psd ~ WLAN5Gx ax-HE20 U-NII-1 875
FCC 15.407 # Max output power and psd ~ WLAN5Gx ax-HE20 U-NII-1 879
NA # Peak output power 3MHz/3MHz ~ WLAN5Gx ax-HE20 U-NII-1 883
NA # Message with SA scan ~ 886
FCC 15.407, ISED RSS247 # Bandwidths 99PCT and 26dB (UNII-3 20dB) ~ WLAN5Gx ax-HE20 U-NII-1 887
ISED RSS247 # Max output power and psd ~ WLAN5Gx ax-HE20 U-NII-1 891
FCC 15.407 # Max output power and psd ~ WLAN5Gx ax-HE20 U-NII-1 895
NA # Peak output power 3MHz/3MHz ~ WLAN5Gx ax-HE20 U-NII-1 899
NA # Message with SA scan ~ 902
FCC 15.407, ISED RSS247 # Bandwidths 99PCT and 26dB (UNII-3 20dB) ~ WLAN5Gx ax-HE20 U-NII-1 903
ISED RSS247 # Max output power and psd ~ WLAN5Gx ax-HE20 U-NII-1 907
FCC 15.407 # Max output power and psd ~ WLAN5Gx ax-HE20 U-NII-1 911
NA # Peak output power 3MHz/3MHz ~ WLAN5Gx ax-HE20 U-NII-1 915
NA # Message with SA scan ~ 918
FCC 15.407, ISED RSS247 # Bandwidths 99PCT and 26dB (UNII-3 20dB) ~ WLAN5Gx ax-HE20 U-NII-1 919
ISED RSS247 # Max output power and psd ~ WLAN5Gx ax-HE20 U-NII-1 923
FCC 15.407 # Max output power and psd ~ WLAN5Gx ax-HE20 U-NII-1 927
NA # Peak output power 3MHz/3MHz ~ WLAN5Gx ax-HE20 U-NII-1 931
NA # Message with SA scan ~ 934
FCC 15.407, ISED RSS247 # Bandwidths 99PCT and 26dB (UNII-3 20dB) ~ WLAN5Gx ax-HE20 U-NII-1 935

ISED RSS247 # Max output power and psd ~ WLAN5Gx ax-HE20 U-NII-1 939
FCC 15.407 # Max output power and psd ~ WLAN5Gx ax-HE20 U-NII-1 943
NA # Peak output power 3MHz/3MHz ~ WLAN5Gx ax-HE20 U-NII-1 947
NA # Message with SA scan ~ 950
FCC 15.407, ISED RSS247 # Bandwidths 99PCT and 26dB (UNII-3 20dB) ~ WLAN5Gx ax-HE20 U-NII-1 951
ISED RSS247 # Max output power and psd ~ WLAN5Gx ax-HE20 U-NII-1 955
FCC 15.407 # Max output power and psd ~ WLAN5Gx ax-HE20 U-NII-1 959
NA # Peak output power 3MHz/3MHz ~ WLAN5Gx ax-HE20 U-NII-1 963
NA # Message with SA scan ~ 966
FCC 15.407, ISED RSS247 # Bandwidths 99PCT and 26dB (UNII-3 20dB) ~ WLAN5Gx ac-VHT20 mode U-NII-1 967
ISED RSS247 # Max output power and psd ~ WLAN5Gx ac-VHT20 mode U-NII-1 971
FCC 15.407 # Max output power and psd ~ WLAN5Gx ac-VHT20 mode U-NII-1 975
NA # Peak output power 3MHz/3MHz ~ WLAN5Gx ac-VHT20 mode U-NII-1 979
NA # Message with SA scan ~ 982
FCC 15.407, ISED RSS247 # Bandwidths 99PCT and 26dB (UNII-3 20dB) ~ WLAN5Gx ac-VHT20 mode U-NII-1 983
ISED RSS247 # Max output power and psd ~ WLAN5Gx ac-VHT20 mode U-NII-1 987
FCC 15.407 # Max output power and psd ~ WLAN5Gx ac-VHT20 mode U-NII-1 991
NA # Peak output power 3MHz/3MHz ~ WLAN5Gx ac-VHT20 mode U-NII-1 995
NA # Message with SA scan ~ 998
FCC 15.407, ISED RSS247 # Bandwidths 99PCT and 26dB (UNII-3 20dB) ~ WLAN5Gx ac-VHT20 mode U-NII-1 999
ISED RSS247 # Max output power and psd ~ WLAN5Gx ac-VHT20 mode U-NII-1 1003
FCC 15.407 # Max output power and psd ~ WLAN5Gx ac-VHT20 mode U-NII-1 1007
NA # Peak output power 3MHz/3MHz ~ WLAN5Gx ac-VHT20 mode U-NII-1 1011
NA # Message with SA scan ~ 1014
FCC 15.407, ISED RSS247 # Bandwidths 99PCT and 26dB (UNII-3 20dB) ~ WLAN5Gx ac-VHT20 mode U-NII-1 1015
ISED RSS247 # Max output power and psd ~ WLAN5Gx ac-VHT20 mode U-NII-1 1019
FCC 15.407 # Max output power and psd ~ WLAN5Gx ac-VHT20 mode U-NII-1 1023
NA # Peak output power 3MHz/3MHz ~ WLAN5Gx ac-VHT20 mode U-NII-1 1027
NA # Message with SA scan ~ 1030
FCC 15.407, ISED RSS247 # Bandwidths 99PCT and 26dB (UNII-3 20dB) ~ WLAN5Gx ac-VHT20 mode U-NII-1 1031
ISED RSS247 # Max output power and psd ~ WLAN5Gx ac-VHT20 mode U-NII-1 1035
FCC 15.407 # Max output power and psd ~ WLAN5Gx ac-VHT20 mode U-NII-1 1039
NA # Peak output power 3MHz/3MHz ~ WLAN5Gx ac-VHT20 mode U-NII-1 1043
NA # Message with SA scan ~ 1046
FCC 15.407, ISED RSS247 # Bandwidths 99PCT and 26dB (UNII-3 20dB) ~ WLAN5Gx ac-VHT20 mode U-NII-1 1047
ISED RSS247 # Max output power and psd ~ WLAN5Gx ac-VHT20 mode U-NII-1 1051
FCC 15.407 # Max output power and psd ~ WLAN5Gx ac-VHT20 mode U-NII-1 1055
NA # Peak output power 3MHz/3MHz ~ WLAN5Gx ac-VHT20 mode U-NII-1 1059
NA # Message with SA scan ~ 1062

FCC 15.407, ISED RSS247 # Bandwidths 99PCT and 26dB (UNII-3 20dB) ~ WLAN5Gx n-HT20 mode U-NII-1 1063
ISED RSS247 # Max output power and psd ~ WLAN5Gx n-HT20 mode U-NII-1 1067
FCC 15.407 # Max output power and psd ~ WLAN5Gx n-HT20 mode U-NII-1 1071
NA # Peak output power 3MHz/3MHz ~ WLAN5Gx n-HT20 mode U-NII-1 1075
NA # Message with SA scan ~ 1078
FCC 15.407, ISED RSS247 # Bandwidths 99PCT and 26dB (UNII-3 20dB) ~ WLAN5Gx n-HT20 mode U-NII-1 1079
ISED RSS247 # Max output power and psd ~ WLAN5Gx n-HT20 mode U-NII-1 1083
FCC 15.407 # Max output power and psd ~ WLAN5Gx n-HT20 mode U-NII-1 1087
NA # Peak output power 3MHz/3MHz ~ WLAN5Gx n-HT20 mode U-NII-1 1091
NA # Message with SA scan ~ 1094
FCC 15.407, ISED RSS247 # Bandwidths 99PCT and 26dB (UNII-3 20dB) ~ WLAN5Gx n-HT20 mode U-NII-1 1095
ISED RSS247 # Max output power and psd ~ WLAN5Gx n-HT20 mode U-NII-1 1099
FCC 15.407 # Max output power and psd ~ WLAN5Gx n-HT20 mode U-NII-1 1103
NA # Peak output power 3MHz/3MHz ~ WLAN5Gx n-HT20 mode U-NII-1 1107
NA # Message with SA scan ~ 1110
FCC 15.407, ISED RSS247 # Bandwidths 99PCT and 26dB (UNII-3 20dB) ~ WLAN5Gx n-HT20 mode U-NII-1 1111
ISED RSS247 # Max output power and psd ~ WLAN5Gx n-HT20 mode U-NII-1 1115
FCC 15.407 # Max output power and psd ~ WLAN5Gx n-HT20 mode U-NII-1 1119
NA # Peak output power 3MHz/3MHz ~ WLAN5Gx n-HT20 mode U-NII-1 1123
NA # Message with SA scan ~ 1126
FCC 15.407, ISED RSS247 # Bandwidths 99PCT and 26dB (UNII-3 20dB) ~ WLAN5Gx n-HT20 mode U-NII-1 1127
ISED RSS247 # Max output power and psd ~ WLAN5Gx n-HT20 mode U-NII-1 1131
FCC 15.407 # Max output power and psd ~ WLAN5Gx n-HT20 mode U-NII-1 1135
NA # Peak output power 3MHz/3MHz ~ WLAN5Gx n-HT20 mode U-NII-1 1139
NA # Message with SA scan ~ 1142
FCC 15.407, ISED RSS247 # Bandwidths 99PCT and 26dB (UNII-3 20dB) ~ WLAN5Gx n-HT20 mode U-NII-1 1143
ISED RSS247 # Max output power and psd ~ WLAN5Gx n-HT20 mode U-NII-1 1147
FCC 15.407 # Max output power and psd ~ WLAN5Gx n-HT20 mode U-NII-1 1151
NA # Peak output power 3MHz/3MHz ~ WLAN5Gx n-HT20 mode U-NII-1 1155
NA # Message with SA scan ~ 1158
FCC 15.407, ISED RSS247 # Bandwidths 99PCT and 26dB (UNII-3 20dB) ~ WLAN5Gx a mode U-NII-1 1159
ISED RSS247 # Max output power and psd ~ WLAN5Gx a mode U-NII-1 1163
FCC 15.407 # Max output power and psd ~ WLAN5Gx a mode U-NII-1 1167
NA # Peak output power 3MHz/3MHz ~ WLAN5Gx a mode U-NII-1 1171
NA # Message with SA scan ~ 1174
FCC 15.407, ISED RSS247 # Bandwidths 99PCT and 26dB (UNII-3 20dB) ~ WLAN5Gx a mode U-NII-1 1175
ISED RSS247 # Max output power and psd ~ WLAN5Gx a mode U-NII-1 1179
FCC 15.407 # Max output power and psd ~ WLAN5Gx a mode U-NII-1 1183
NA # Peak output power 3MHz/3MHz ~ WLAN5Gx a mode U-NII-1 1187
NA # Message with SA scan ~ 1190

FCC 15.407, ISED RSS247 # Bandwidths 99PCT and 26dB (UNII-3 20dB) ~ WLAN5Gx a mode U-NII-1 1191
ISED RSS247 # Max output power and psd ~ WLAN5Gx a mode U-NII-1 1195
FCC 15.407 # Max output power and psd ~ WLAN5Gx a mode U-NII-1 1199
NA # Peak output power 3MHz/3MHz ~ WLAN5Gx a mode U-NII-1 1203
NA # Message with SA scan ~ 1206
FCC 15.407, ISED RSS247 # Bandwidths 99PCT and 26dB (UNII-3 20dB) ~ WLAN5Gx a mode U-NII-1 1207
ISED RSS247 # Max output power and psd ~ WLAN5Gx a mode U-NII-1 1211
FCC 15.407 # Max output power and psd ~ WLAN5Gx a mode U-NII-1 1215
NA # Peak output power 3MHz/3MHz ~ WLAN5Gx a mode U-NII-1 1219
NA # Message with SA scan ~ 1222
FCC 15.407, ISED RSS247 # Bandwidths 99PCT and 26dB (UNII-3 20dB) ~ WLAN5Gx a mode U-NII-1 1223
ISED RSS247 # Max output power and psd ~ WLAN5Gx a mode U-NII-1 1227
FCC 15.407 # Max output power and psd ~ WLAN5Gx a mode U-NII-1 1231
NA # Peak output power 3MHz/3MHz ~ WLAN5Gx a mode U-NII-1 1235
NA # Message with SA scan ~ 1238
FCC 15.407, ISED RSS247 # Bandwidths 99PCT and 26dB (UNII-3 20dB) ~ WLAN5Gx a mode U-NII-1 1239
ISED RSS247 # Max output power and psd ~ WLAN5Gx a mode U-NII-1 1243
FCC 15.407 # Max output power and psd ~ WLAN5Gx a mode U-NII-1 1247
NA # Peak output power 3MHz/3MHz ~ WLAN5Gx a mode U-NII-1 1251
NA # Message with SA scan ~ 1254
FCC 15.407, ISED RSS247 # Bandwidths 99PCT and 26dB (UNII-3 20dB) ~ WLAN5Gx a mode U-NII-1 1255
ISED RSS247 # Max output power and psd ~ WLAN5Gx a mode U-NII-1 1259
FCC 15.407 # Max output power and psd ~ WLAN5Gx a mode U-NII-1 1263
NA # Peak output power 3MHz/3MHz ~ WLAN5Gx a mode U-NII-1 1267
NA # Message with SA scan ~ 1270
FCC 15.407, ISED RSS247 # Bandwidths 99PCT and 26dB (UNII-3 20dB) ~ WLAN5Gx a mode U-NII-1 1271
ISED RSS247 # Max output power and psd ~ WLAN5Gx a mode U-NII-1 1275
FCC 15.407 # Max output power and psd ~ WLAN5Gx a mode U-NII-1 1279
NA # Peak output power 3MHz/3MHz ~ WLAN5Gx a mode U-NII-1 1283
NA # Message with SA scan ~ 1286
FCC 15.407, ISED RSS247 # Bandwidths 99PCT and 26dB (UNII-3 20dB) ~ WLAN5Gx a mode U-NII-1 1287
ISED RSS247 # Max output power and psd ~ WLAN5Gx a mode U-NII-1 1291
FCC 15.407 # Max output power and psd ~ WLAN5Gx a mode U-NII-1 1295
NA # Peak output power 3MHz/3MHz ~ WLAN5Gx a mode U-NII-1 1299
NA # Message with SA scan ~ 1302
FCC 15.407, ISED RSS247 # Bandwidths 99PCT and 26dB (UNII-3 20dB) ~ WLAN5Gx a mode U-NII-1 1303
ISED RSS247 # Max output power and psd ~ WLAN5Gx a mode U-NII-1 1307
FCC 15.407 # Max output power and psd ~ WLAN5Gx a mode U-NII-1 1311
NA # Peak output power 3MHz/3MHz ~ WLAN5Gx a mode U-NII-1 1315
NA # Message with SA scan ~ 1318
FCC 15.407, ISED RSS247 # Bandwidths 99PCT and 26dB (UNII-3 20dB) ~ WLAN5Gx a mode U-NII-1 1319
ISED RSS247 # Max output power and psd ~ WLAN5Gx a mode U-NII-1 1323
FCC 15.407 # Max output power and psd ~ WLAN5Gx a mode U-NII-1 1327
NA # Peak output power 3MHz/3MHz ~ WLAN5Gx a mode U-NII-1 1331

NA # Message with SA scan ~ 1334
FCC 15.407, ISED RSS247 # Bandwidths 99PCT and 26dB (UNII-3 20dB) ~ WLAN5Gx a mode U-NII-1 1335
ISED RSS247 # Max output power and psd ~ WLAN5Gx a mode U-NII-1 1339
FCC 15.407 # Max output power and psd ~ WLAN5Gx a mode U-NII-1 1343
NA # Peak output power 3MHz/3MHz ~ WLAN5Gx a mode U-NII-1 1347
NA # Message with SA scan ~ 1350
FCC 15.407, ISED RSS247 # Bandwidths 99PCT and 26dB (UNII-3 20dB) ~ WLAN5Gx a mode U-NII-1 1351
ISED RSS247 # Max output power and psd ~ WLAN5Gx a mode U-NII-1 1355
FCC 15.407 # Max output power and psd ~ WLAN5Gx a mode U-NII-1 1359
NA # Peak output power 3MHz/3MHz ~ WLAN5Gx a mode U-NII-1 1363
NA # Message with SA scan ~ 1366
FCC 15.407, ISED RSS247 # Bandwidths 99PCT and 26dB (UNII-3 20dB) ~ WLAN5Gx a mode U-NII-1 1367
ISED RSS247 # Max output power and psd ~ WLAN5Gx a mode U-NII-1 1371
FCC 15.407 # Max output power and psd ~ WLAN5Gx a mode U-NII-1 1375
NA # Peak output power 3MHz/3MHz ~ WLAN5Gx a mode U-NII-1 1379
NA # Message with SA scan ~ 1382
FCC 15.407, ISED RSS247 # Bandwidths 99PCT and 26dB (UNII-3 20dB) ~ WLAN5Gx a mode U-NII-1 1383
ISED RSS247 # Max output power and psd ~ WLAN5Gx a mode U-NII-1 1387
FCC 15.407 # Max output power and psd ~ WLAN5Gx a mode U-NII-1 1391
NA # Peak output power 3MHz/3MHz ~ WLAN5Gx a mode U-NII-1 1395
NA # Message with SA scan ~ 1398
FCC 15.407, ISED RSS247 # Bandwidths 99PCT and 26dB (UNII-3 20dB) ~ WLAN5Gx a mode U-NII-1 1399
ISED RSS247 # Max output power and psd ~ WLAN5Gx a mode U-NII-1 1403
FCC 15.407 # Max output power and psd ~ WLAN5Gx a mode U-NII-1 1407
NA # Peak output power 3MHz/3MHz ~ WLAN5Gx a mode U-NII-1 1411
NA # Message with SA scan ~ 1414
FCC 15.407, ISED RSS247 # Bandwidths 99PCT and 26dB (UNII-3 20dB) ~ WLAN5Gx a mode U-NII-1 1415
ISED RSS247 # Max output power and psd ~ WLAN5Gx a mode U-NII-1 1419
FCC 15.407 # Max output power and psd ~ WLAN5Gx a mode U-NII-1 1423
NA # Peak output power 3MHz/3MHz ~ WLAN5Gx a mode U-NII-1 1427
NA # Message with SA scan ~ 1430
FCC 15.407, ISED RSS247 # Bandwidths 99PCT and 26dB (UNII-3 20dB) ~ WLAN5Gx a mode U-NII-1 1431
ISED RSS247 # Max output power and psd ~ WLAN5Gx a mode U-NII-1 1435
FCC 15.407 # Max output power and psd ~ WLAN5Gx a mode U-NII-1 1439
NA # Peak output power 3MHz/3MHz ~ WLAN5Gx a mode U-NII-1 1443
NA # Message with SA scan ~ 1446
FCC 15.407, ISED RSS247 # Emission mask (eirp) ~ WLAN5Gx ac-VHT20 mode U-NII-3 1447
FCC 15.407, ISED RSS247 # Minimum emission bandwidth ~ WLAN5Gx ac-VHT20 mode U-NII-3 1450
FCC 15.407, ISED RSS247 # Bandwidths 99PCT and 20dB ~ WLAN5Gx ac-VHT20 mode U-NII-3 1452
ISED RSS247 # Max output power and psd ~ WLAN5Gx ac-VHT20 mode U-NII-3 1457
FCC 15.407 # Max output power and psd ~ WLAN5Gx ac-VHT20 mode U-NII-3 1461
NA # Peak output power 3MHz/3MHz ~ WLAN5Gx ac-VHT20 mode U-NII-3 1465

FCC 15.407, ISED RSS247 # Emission mask (eirp) ~ WLAN5Gx ax-HE20 U-NII-3

References

TC start	02.06.2026 12:05:50
Ambit temp (test rack) [°C] | humidity [rel%]	24.9 | 49
System version	6.0.7.5
Standard | Version	FCC 15.407, ISED RSS247 | NI
Method	NI
Description	FCC 15.407 Emission mask - WLAN5Gx ax-HE20 U-NII-3
Information	

EUT Common Settings WLAN5Gx

Number of antenna ports	2
User Interaction	No
Device class U-NII-1 (FCC)	Client
Limit W52 japan	Standard
TPC supported	No
Vehicle use (ISED)	No

Equipment

Signal analyzer,Rohde&Schwarz,FSV-40,1307.9002K40/101042,3.71
Switch matrix,cetecom advanced GmbH,USM,B002,1.0.0

Test Parameter

Technology to test	WLAN5Gx ax-HE20
EUT port	EUT2
Temperature	nom
Voltage	nom
Frequency low to test	False | Freq [MHz] 5745
Frequency mid to test	False | Freq [MHz] 5785
Frequency high to test	True | Freq [MHz] 5825
Auto control enabled power supply | Climatic Box	No | No
Additional path loss [dB]	0
Full path type	EUT_SA_GEN_SIG
Full path name	EUT2.MP.SIG1/EUT2.SA/EUT2.GEN1/EUT2.GEN2/
Switch bits	00100010:00010001:00000000:00000001

Test at TX 5825 MHz

Number of antenna ports: 2

reduction of limit due to number of antenna ports [dB]: 3

RESULT: Reference power cond.

DESCRIPTION	LOWER LIMIT	UPPER LIMIT	MEASURED	UNIT	VERDICT
Ref. power 1MHz/1MHz cond.	---	---	4.98	dBm	INFO
Ref. frequency	---	---	5817.010	MHz	INFO

Antenna gain

Considered antenna gain [dBi]:	6.06 / max found in range 5625 to 5950 MHz

READ SA SETTINGS:

RefLevel [dBm] | RefLevelOffset [dB] | InpAtt [dB]	7.98 | 12.56 | 15
Start [MHz] | Stop [MHz]	5625.000 | 5950.000
RBW [MHz] | VBW [MHz]	1.000000 | 3.000000
Detector | TraceMode	POS | MAXH
Sweep: time [ms] | count | points per Section | type	1 | 2500 | 1001 | SWE

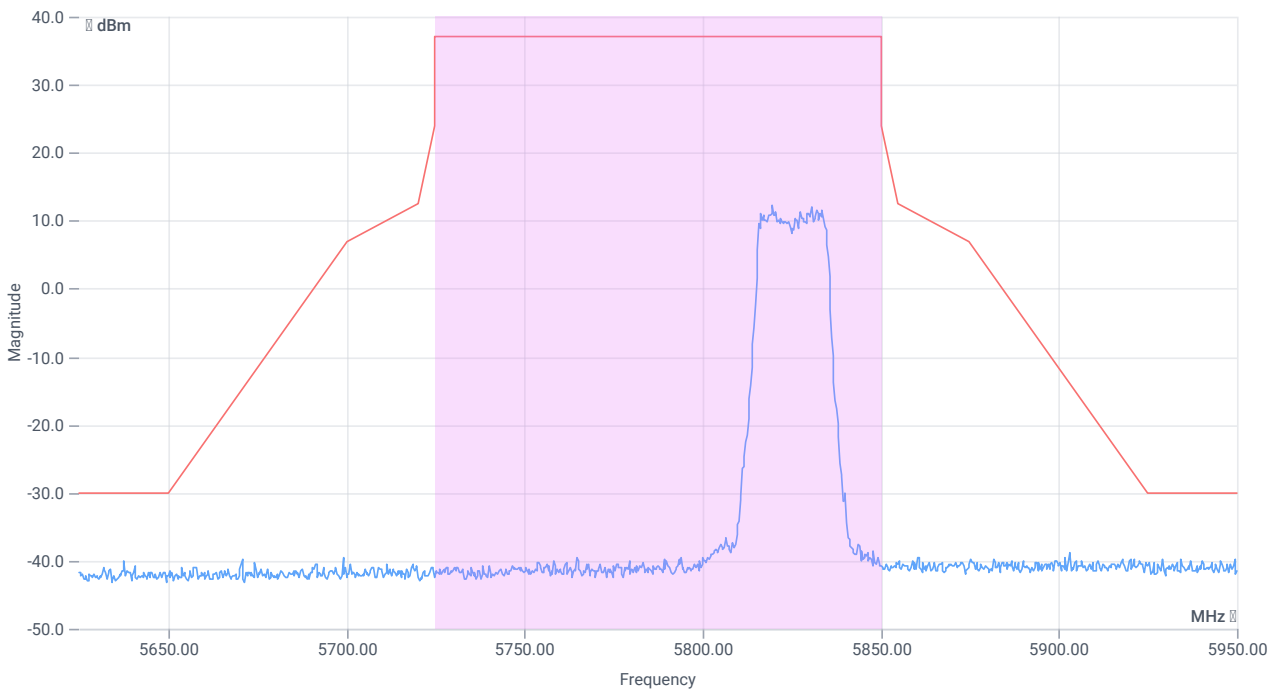

Emission Mask (e.i.r.p)

RESULT

DESCRIPTION	LOWER LIMIT	UPPER LIMIT	MEASURED	UNIT	VERDICT

Verdict
PASS

FCC 15.407, ISED RSS247 # Minimum emission bandwidth ~ WLAN5Gx ax-HE20 U-NII-3

References

TC start	02.06.2026 12:05:13
Ambit temp (test rack) [°C] | humidity [rel%]	24.8 | 49
System version	6.0.7.5
Standard | Version	FCC 15.407, ISED RSS247 | NI
Method	KDB789033 D02, C.2.
Description	FCC 15.407 Min Emission Bandwidth - WLAN5Gx ax-HE20 U-NII-3
Information	

EUT Common Settings WLAN5Gx

Number of antenna ports	2
User Interaction	No
Device class U-NII-1 (FCC)	Client
Limit W52 japan	Standard
TPC supported	No
Vehicle use (ISED)	No

Equipment

Signal analyzer,Rohde&Schwarz,FSV-40,1307.9002K40/101042,3.71
Switch matrix,cetecom advanced GmbH,USM,B002,1.0.0

Test Parameter

Technology to test	WLAN5Gx ax-HE20
EUT port	EUT2
Temperature	nom
Voltage	nom
Frequency low to test	False | Freq [MHz] 5745
Frequency mid to test	False | Freq [MHz] 5785
Frequency high to test	True | Freq [MHz] 5825
Auto control enabled power supply | Climatic Box	No | No
Additional path loss [dB]	0
Full path type	EUT_SA_GEN_SIG
Full path name	EUT2.MP.SIG1/EUT2.SA/EUT2.GEN1/EUT2.GEN2/
Switch bits	00100010:00010001:00000000:00000001

Test at TX 5825 MHz

RESULT: Reference power cond.

DESCRIPTION	LOWER LIMIT	UPPER LIMIT	MEASURED	UNIT	VERDICT
Ref. power 1MHz/1MHz cond.	---	---	5.20	dBm	INFO
Ref. frequency	---	---	5832.990	MHz	INFO

READ SA SETTINGS:

RefLevel [dBm] | RefLevelOffset [dB] | InpAtt [dB]	17.20 | 12.56 | 20
Start [MHz] | Stop [MHz]	5800.000 | 5850.000
RBW [MHz] | VBW [MHz]	0.100000 | 0.300000
Detector | TraceMode	POS | MAXH
Sweep: time [ms] | count | points per Section | type	2 | 1500 | 1001 | SWE

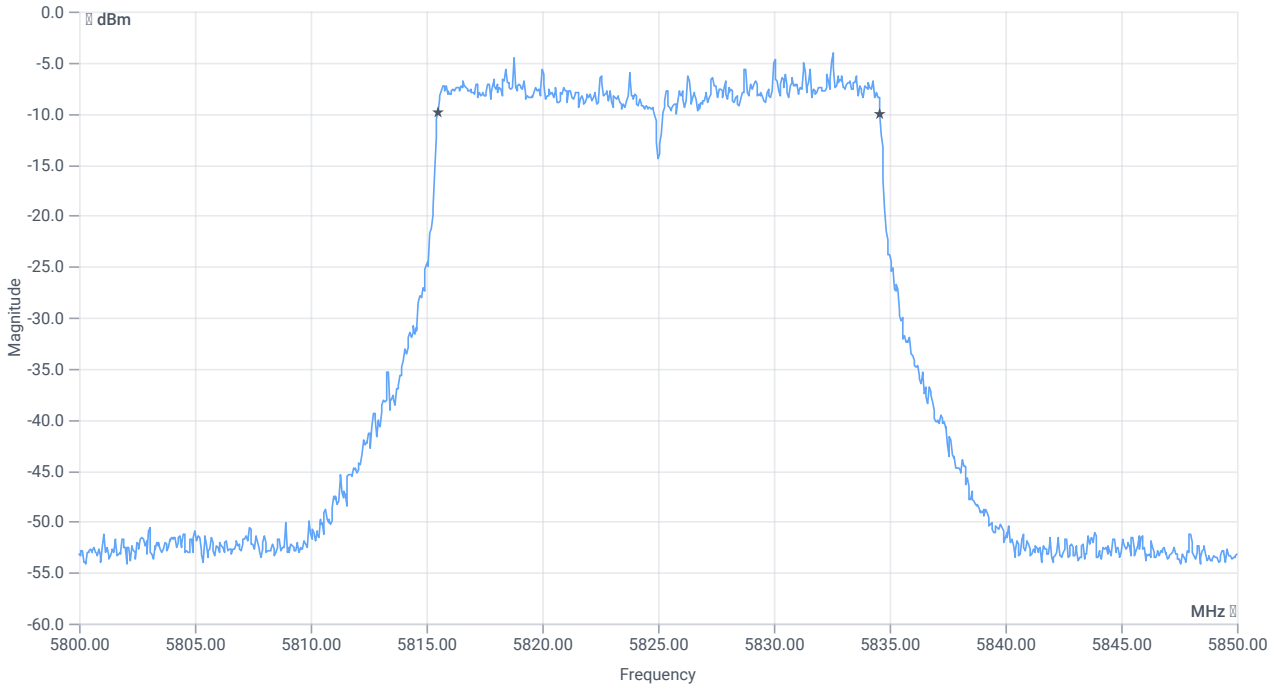

BW 6dB

RESULT

DESCRIPTION	LOWER LIMIT	UPPER LIMIT	MEASURED	UNIT	VERDICT
Bandwidth (6dB)	0.500	---	19.1	MHz	PASS

Verdict
PASS

FCC 15.407, ISED RSS247 # Bandwidths 99PCT and 26dB (UNII-3 20dB) ~ WLAN5Gx ax-HE20 U-NII-3

References

TC start	02.06.2026 12:04:36
Ambit temp (test rack) [°C] | humidity [rel%]	24.9 | 50
System version	6.0.7.5
Standard | Version	FCC 15.407, ISED RSS247 | NI
Method	26dB Bandwidth KDB789033 D02, C.1 / ISED RSS-GEN
Description	FCC 15.407 Bandwidths - WLAN5Gx ax-HE20 U-NII-3
Information	

EUT Common Settings WLAN5Gx

Number of antenna ports	2
User Interaction	No
Device class U-NII-1 (FCC)	Client
Limit W52 japan	Standard
TPC supported	No
Vehicle use (ISED)	No

Equipment

Signal analyzer,Rohde&Schwarz,FSV-40,1307.9002K40/101042,3.71
Switch matrix,cetecom advanced GmbH,USM,B002,1.0.0

Test Parameter

Technology to test	WLAN5Gx ax-HE20
EUT port	EUT2
Temperature	nom
Voltage	nom
Frequency low to test	False | Freq [MHz] 5745
Frequency mid to test	False | Freq [MHz] 5785
Frequency high to test	True | Freq [MHz] 5825
Auto control enabled power supply | Climatic Box	No | No
Additional path loss [dB]	0
Full path type	EUT_SA_GEN_SIG
Full path name	EUT2.MP.SIG1/EUT2.SA/EUT2.GEN1/EUT2.GEN2/
Switch bits	00100010:00010001:00000000:00000001

Test at TX 5825 MHz

RESULT: Reference power cond.

DESCRIPTION	LOWER LIMIT	UPPER LIMIT	MEASURED	UNIT	VERDICT
Ref. power 1MHz/1MHz cond.	---	---	5.40	dBm	INFO
Ref. frequency	---	---	5830.390	MHz	INFO

READ SA SETTINGS:

RefLevel [dBm] | RefLevelOffset [dB] | InpAtt [dB]	13.40 | 12.56 | 20
Start [MHz] | Stop [MHz]	5800.000 | 5850.000
RBW [MHz] | VBW [MHz]	0.300000 | 1.000000
Detector | TraceMode	POS | MAXH
Sweep: time [ms] | count | points per Section | type	1 | 2500 | 1001 | SWE

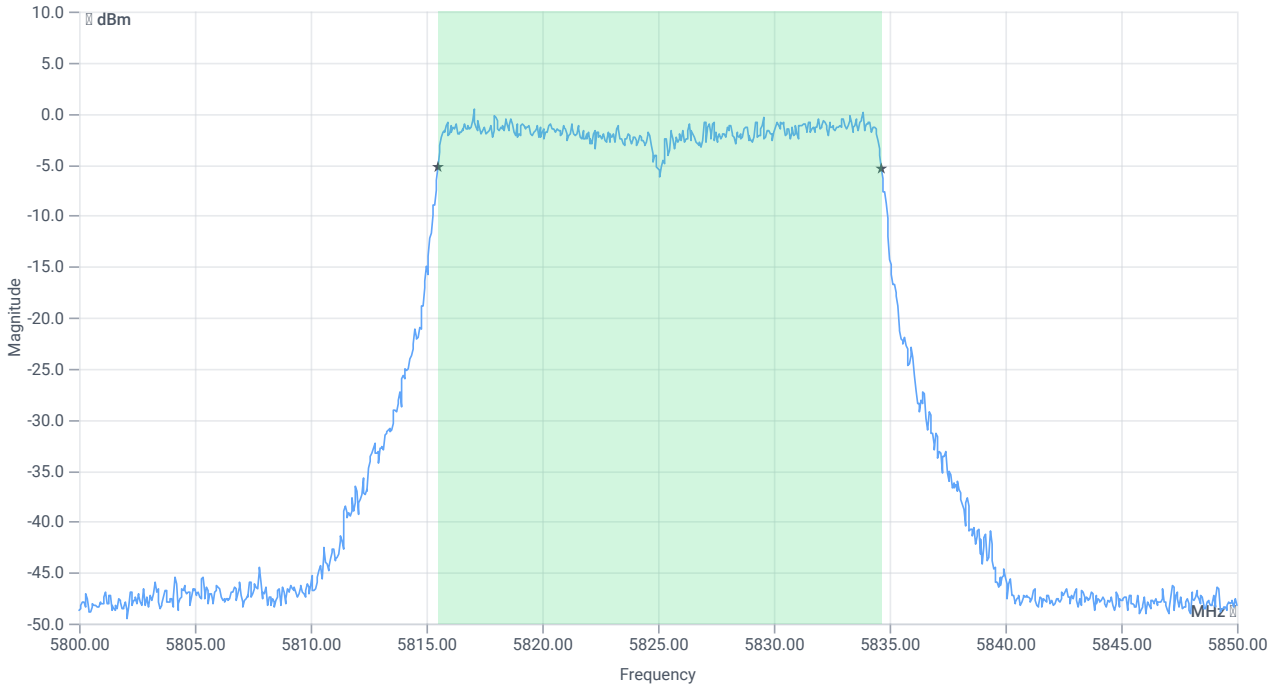

BW 99PCT

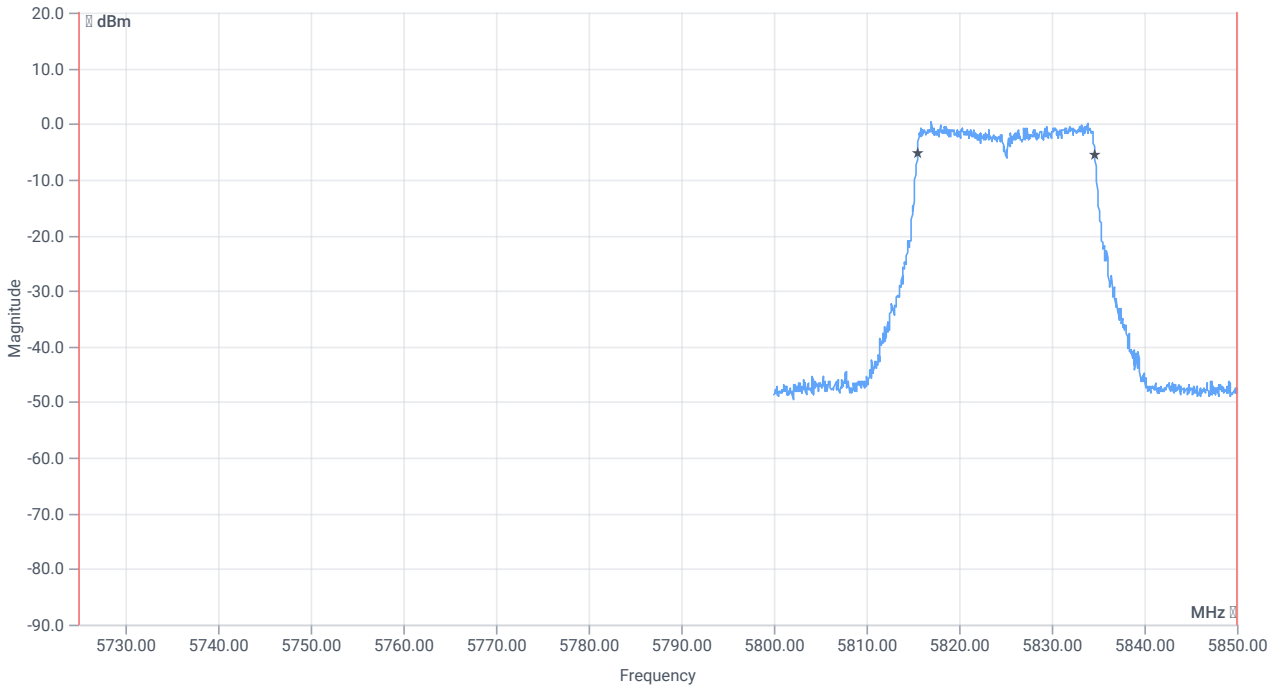

BW within band 99PCT

RESULT

DESCRIPTION	LOWER LIMIT	UPPER LIMIT	MEASURED	UNIT	VERDICT
Bandwidth 99%	---	---	19.131	MHz	INFO
T1 99%	5725.000000	---	5815.5095	MHz	PASS
T2 99%	---	5850.000000	5834.6404	MHz	PASS since U-NII-4 is supported

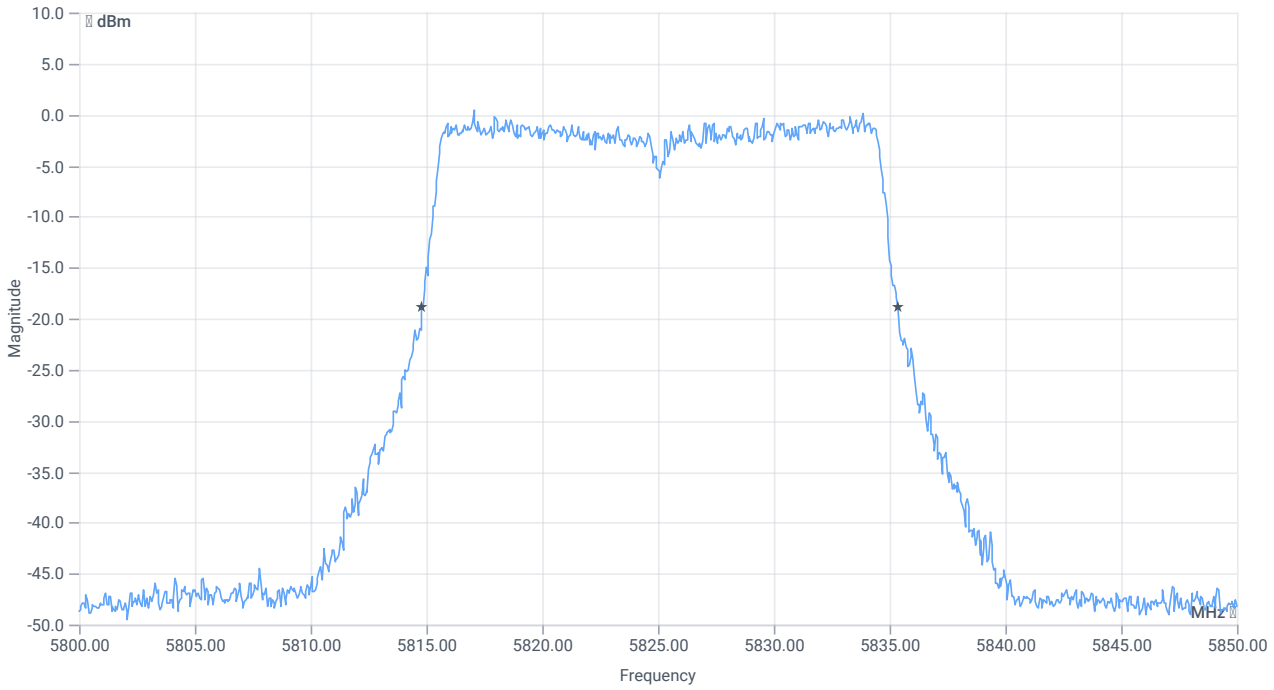

BW 20dB

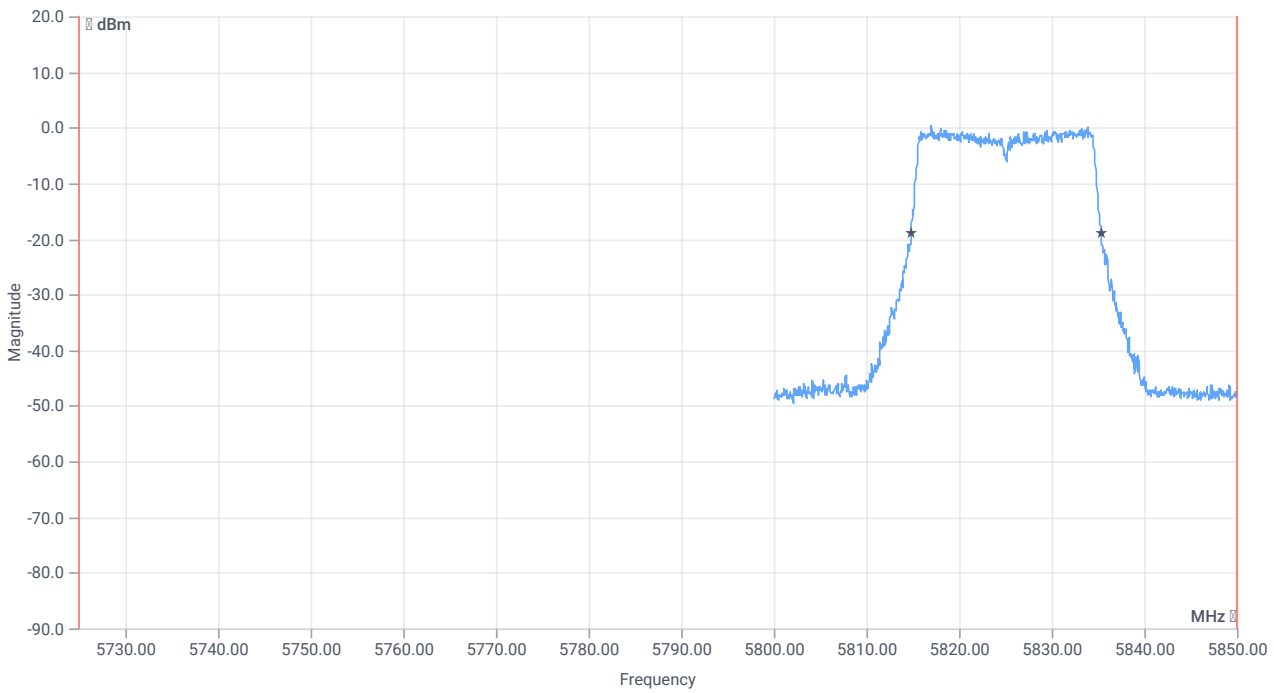

BW within band 20dB

RESULT

DESCRIPTION	LOWER LIMIT	UPPER LIMIT	MEASURED	UNIT	VERDICT
Bandwidth 20dB	---	---	20.55	MHz	INFO
T1 20dB	5725.000000	---	5814.8000	MHz	PASS

RESULT

DESCRIPTION	LOWER LIMIT	UPPER LIMIT	MEASURED	UNIT	VERDICT
T2 20dB	---	5850.000000	5835.3500	MHz	PASS since U-NII-4 is supported

Verdict
PASS

ISED RSS247 # Max output power and psd ~ WLAN5Gx ax-HE20 U-NII-3

References

TC start	02.06.2026 12:02:01
Ambit temp (test rack) [°C] | humidity [rel%]	24.9 | 49
System version	6.0.7.5
Standard | Version	ISED RSS247 | NI
Method	
Description	ISED Max Output Power & PSD - WLAN5Gx ax-HE20 U-NII-3
Information	

EUT Common Settings WLAN5Gx

Number of antenna ports	2
User Interaction	No
Device class U-NII-1 (FCC)	Client
Limit W52 japan	Standard
TPC supported	No
Vehicle use (ISED)	No

Equipment

Signal analyzer,Rohde&Schwarz,FSV-40,1307.9002K40/101042,3.71
Switch matrix,cetecom advanced GmbH,USM,B002,1.0.0

Test Parameter

Technology to test	WLAN5Gx ax-HE20
EUT port	EUT2
Temperature	nom
Voltage	nom
Frequency low to test	False | Freq [MHz] 5745
Frequency mid to test	False | Freq [MHz] 5785
Frequency high to test	True | Freq [MHz] 5825
Auto control enabled power supply | Climatic Box	No | No
Additional path loss [dB]	0
Full path type	EUT_SA_GEN_SIG
Full path name	EUT2.MP.SIG1/EUT2.SA/EUT2.GEN1/EUT2.GEN2/
Switch bits	00100010:00010001:00000000:00000001

Test at TX 5825 MHz

RESULT: Reference power cond.

DESCRIPTION	LOWER LIMIT	UPPER LIMIT	MEASURED	UNIT	VERDICT
Ref. power 1MHz/1MHz cond.	---	---	5.07	dBm	INFO
Ref. frequency	---	---	5833.790	MHz	INFO

Evaluation max. duty cycle

Duty cycle evaluation

DESCRIPTION	LOWER LIMIT	UPPER LIMIT	MEASURED	UNIT	VERDICT
Duty cycle min	---	---	0	dB	DC > 98% defined

Evaluation bandwidth

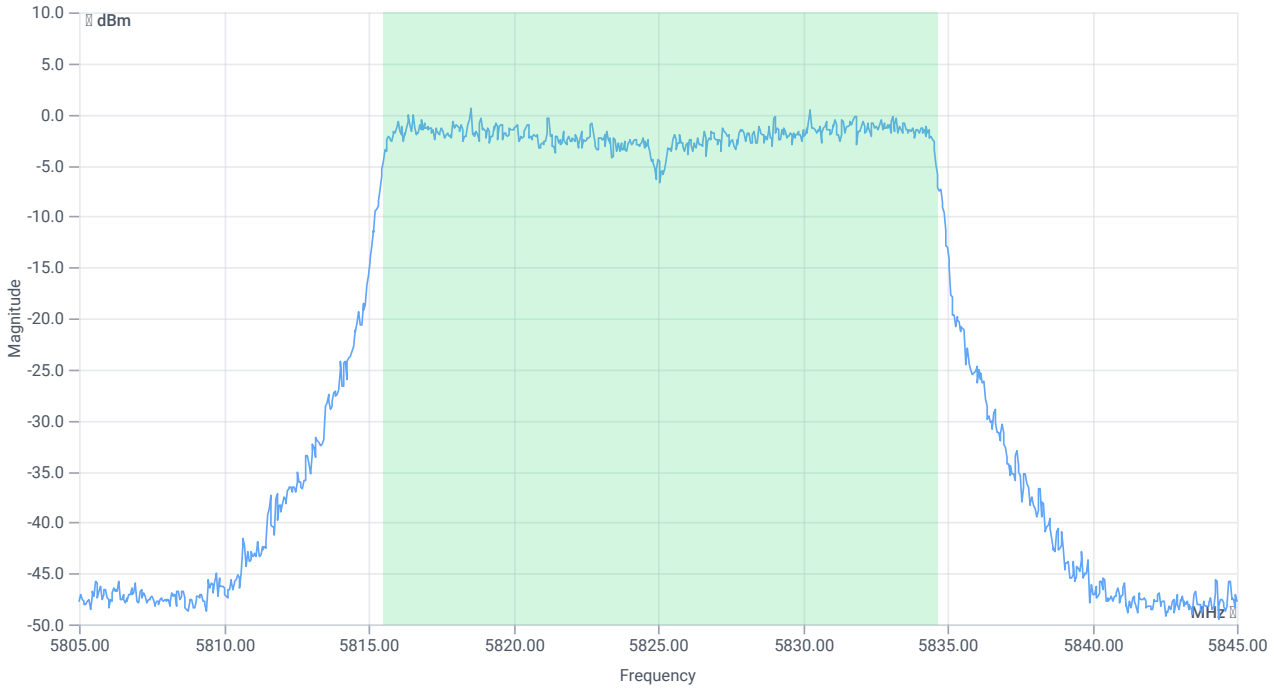

BW 99PCT

RESULT

DESCRIPTION	LOWER LIMIT	UPPER LIMIT	MEASURED	UNIT	VERDICT
Bandwidth 99%	---	---	19.141	MHz	INFO
T1 99%	---	---	5815.4895	MHz	INFO
T2 99%	---	---	5834.6304	MHz	INFO

Maximum Output Power

Antenna gain

Considered antenna gain [dBi]:	5.8 @ 5825 MHz

READ SA SETTINGS:

RefLevel [dBm] | RefLevelOffset [dB] | InpAtt [dB]	17.07 | 12.56 | 20
Start [MHz] | Stop [MHz]	5805.000 | 5845.000
RBW [MHz] | VBW [MHz]	1.000000 | 3.000000
Detector | TraceMode	RMS | MAXH
Sweep: time [ms] | count | points per Section | type	59600 | 1 | 161 | SWE

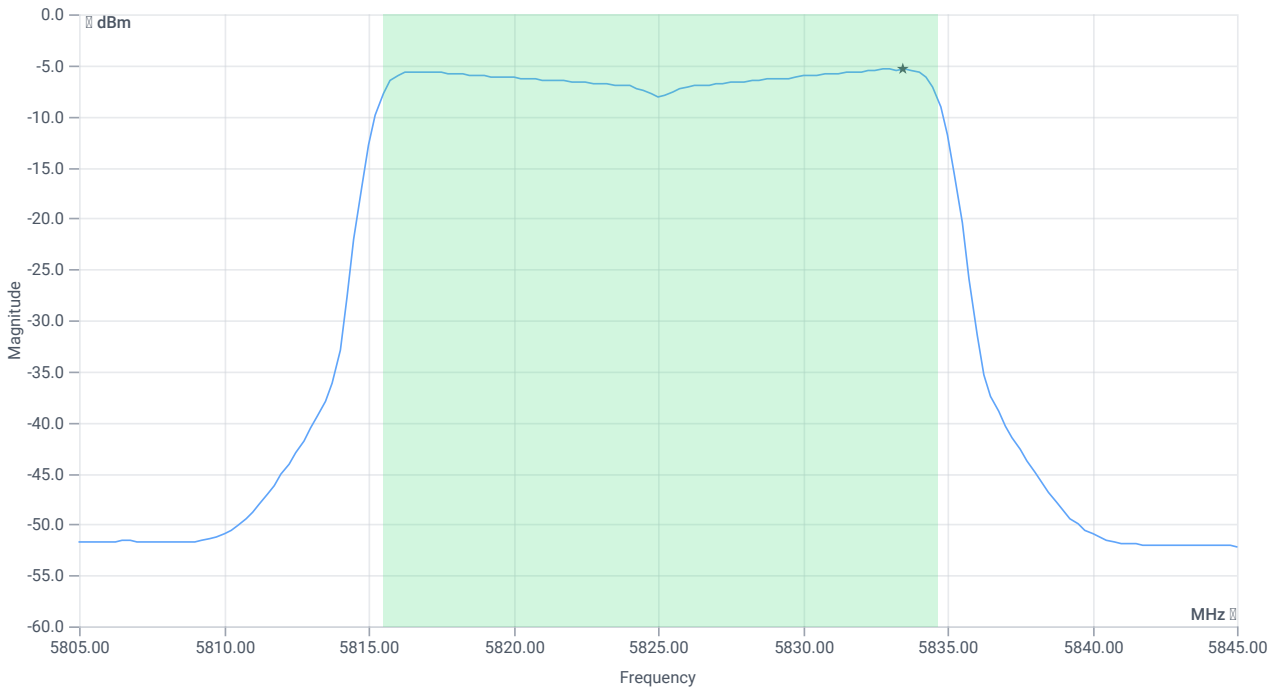

Max OP and PSD (without antenna gain)

RESULT

DESCRIPTION	LOWER LIMIT	UPPER LIMIT	MEASURED	UNIT	VERDICT
Max output power cond	---	---	6.23	dBm	INFO
Duty cycle correction	---	---	0	dB	INFO
LIMIT absolute cond					
Max output power DC corrected cond	---	30	6.23	dBm	PASS
Antenna gain applied			5.8	dBi	INFO
LIMIT absolute eirp (RSS-247 §6.2.4)					
Max output power DC corrected eirp	---	36	12.03	dBm	PASS

READ SA SETTINGS:

RefLevel [dBm] | RefLevelOffset [dB] | InpAtt [dB]	17.07 | 12.56 | 20
Start [MHz] | Stop [MHz]	5805.000 | 5845.000
RBW [MHz] | VBW [MHz]	0.500000 | 3.000000
Detector | TraceMode	RMS | MAXH
Sweep: time [ms] | count | points per Section | type	59600 | 1 | 161 | SWE

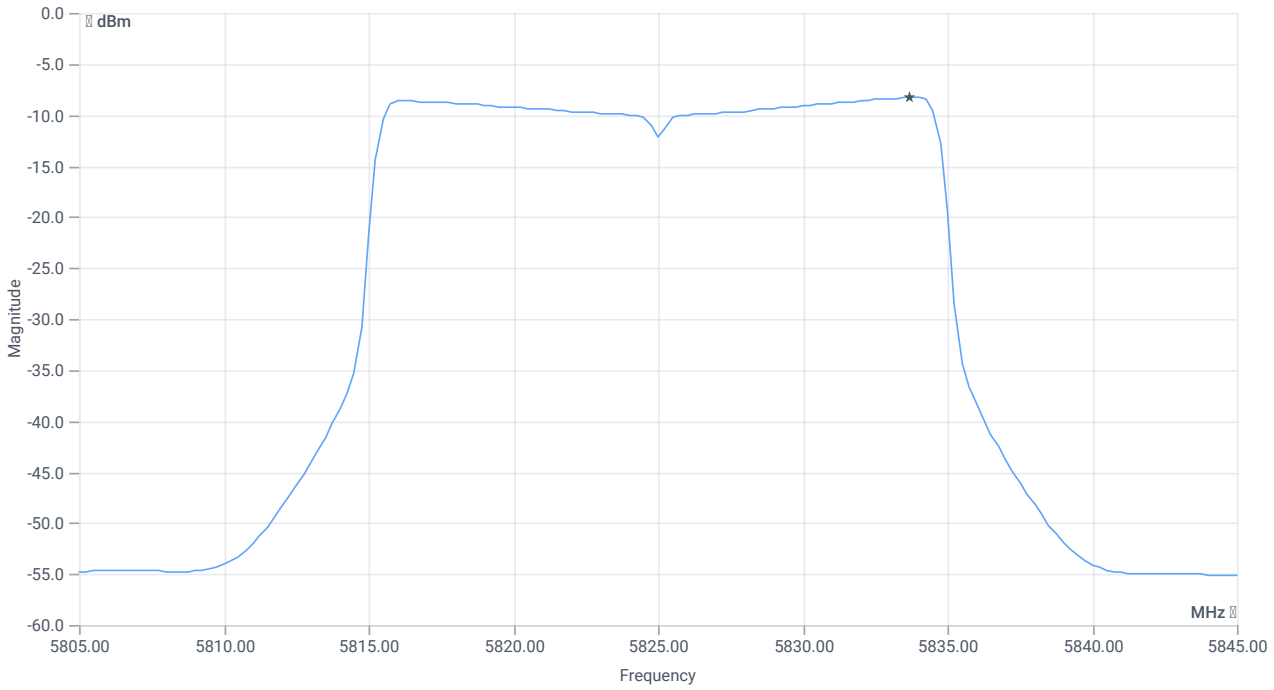

PSD UNII-3

RESULT

DESCRIPTION	LOWER LIMIT	UPPER LIMIT	MEASURED	UNIT	VERDICT
Power spectral density cond	---		-8.32	dBm/0.5MHz	INFO
Power spectral density DC corrected cond	---	30	-8.32	dBm/0.5MHz	PASS

Verdict
PASS

FCC 15.407 # Max output power and psd ~ WLAN5Gx ax-HE20 U-NII-3

References

TC start	02.06.2026 11:59:23
Ambit temp (test rack) [°C] | humidity [rel%]	24.9 | 49
System version	6.0.7.5
Standard | Version	FCC 15.407 | NI
Method	KDB789033 D02, F., E.2.e.
Description	FCC 15.407 Max Output Power & PSD - WLAN5Gx ax-HE20 U-NII-3
Information	

EUT Common Settings WLAN5Gx

Number of antenna ports	2
User Interaction	No
Device class U-NII-1 (FCC)	Client
Limit W52 japan	Standard
TPC supported	No
Vehicle use (ISED)	No

Equipment

Signal analyzer,Rohde&Schwarz,FSV-40,1307.9002K40/101042,3.71
Switch matrix,cetecom advanced GmbH,USM,B002,1.0.0

Test Parameter

Technology to test	WLAN5Gx ax-HE20
EUT port	EUT2
Temperature	nom
Voltage	nom
Frequency low to test	False | Freq [MHz] 5745
Frequency mid to test	False | Freq [MHz] 5785
Frequency high to test	True | Freq [MHz] 5825
Auto control enabled power supply | Climatic Box	No | No
Additional path loss [dB]	0
Full path type	EUT_SA_GEN_SIG
Full path name	EUT2.MP.SIG1/EUT2.SA/EUT2.GEN1/EUT2.GEN2/
Switch bits	00100010:00010001:00000000:00000001

Test at TX 5825 MHz

RESULT: Reference power cond.

DESCRIPTION	LOWER LIMIT	UPPER LIMIT	MEASURED	UNIT	VERDICT
Ref. power 1MHz/1MHz cond.	---	---	5.05	dBm	INFO
Ref. frequency	---	---	5830.790	MHz	INFO

Evaluation max. duty cycle

Duty cycle evaluation

DESCRIPTION	LOWER LIMIT	UPPER LIMIT	MEASURED	UNIT	VERDICT
Duty cycle min	---	---	0	dB	DC > 98% defined

Evaluation bandwidth

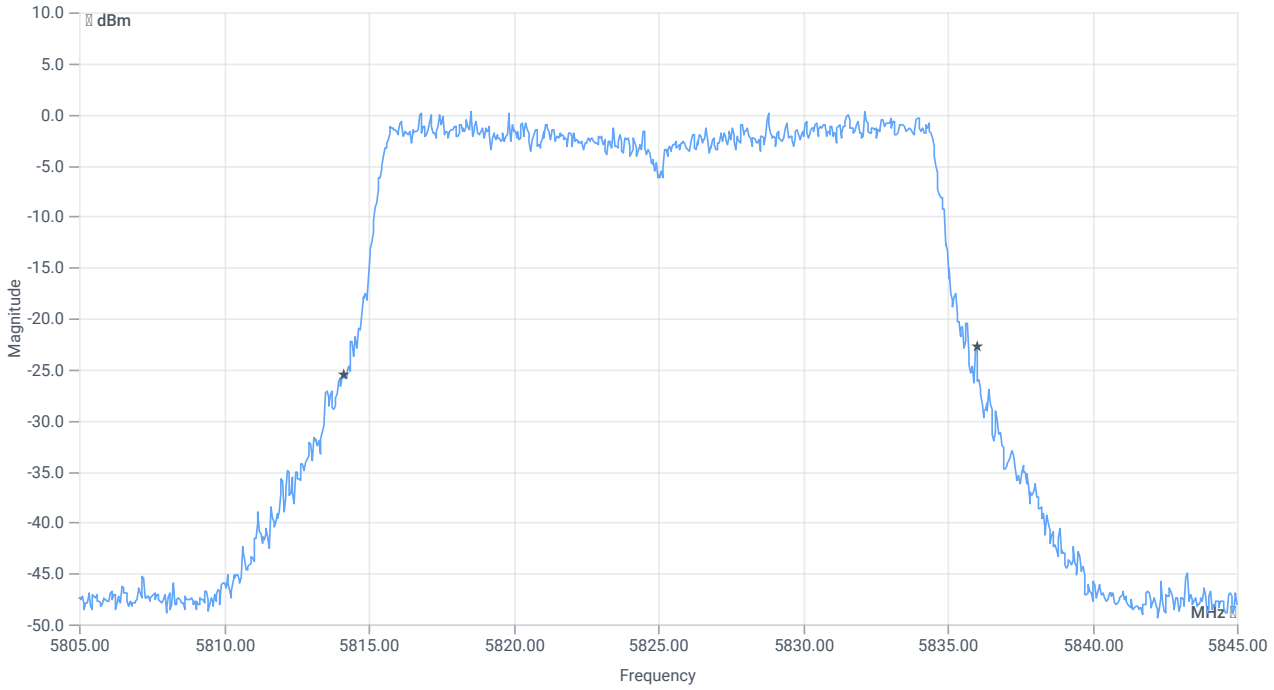

BW 26dB

RESULT

DESCRIPTION	LOWER LIMIT	UPPER LIMIT	MEASURED	UNIT	VERDICT
Bandwidth 26dB	---	---	21.88	MHz	INFO
T1 26dB	---	---	5814.1200	MHz	INFO
T2 26dB	---	---	5836.0000	MHz	INFO

Maximum Output Power

READ SA SETTINGS:

RefLevel [dBm] | RefLevelOffset [dB] | InpAtt [dB]	17.05 | 12.56 | 20
Start [MHz] | Stop [MHz]	5805.000 | 5845.000
RBW [MHz] | VBW [MHz]	1.000000 | 3.000000
Detector | TraceMode	RMS | MAXH
Sweep: time [ms] | count | points per Section | type	59600 | 1 | 161 | SWE

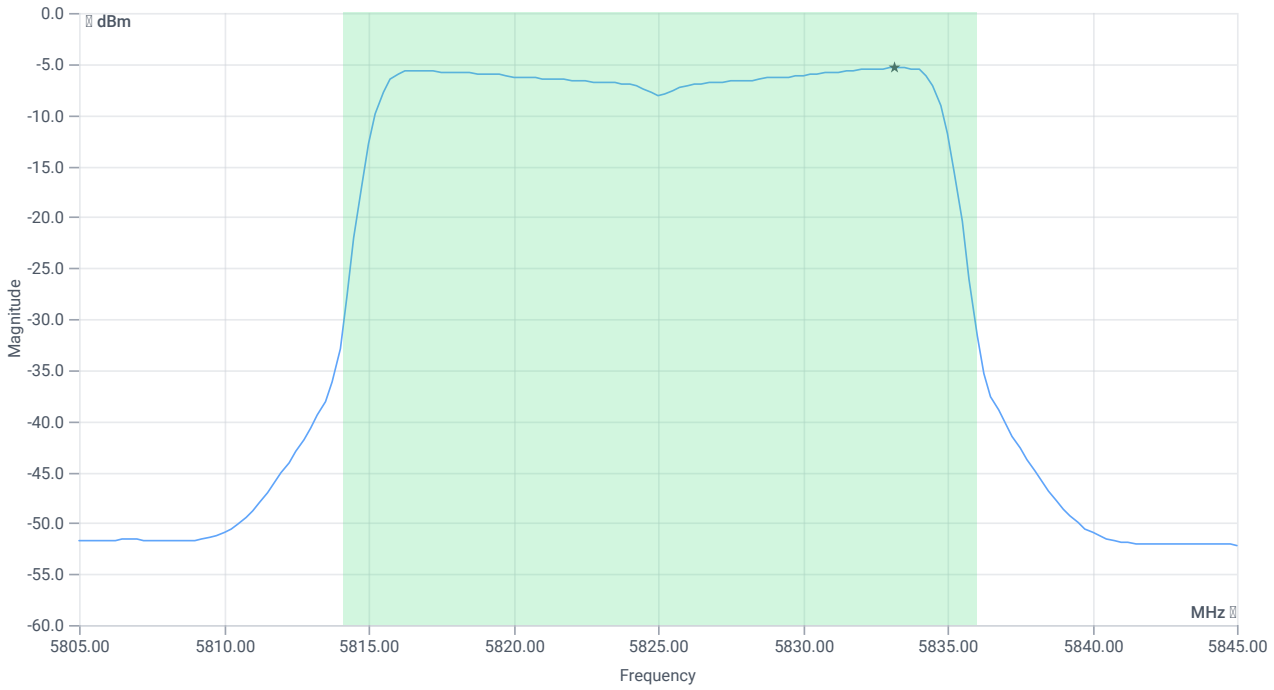

Max OP and PSD

RESULT

CONDUCTED LIMITS FOR MAX ANTENNA GAIN OF 6 D BI					
Description	Lower Limit	Upper Limit	Measured	Unit	Verdict
Max output power cond	---	---	6.34	dBm	INFO
Duty cycle correction	---	---	0	dB	INFO
LIMIT absolute:					
Max output power DC corrected cond	---	30	6.34	dBm	PASS
LIMIT: 11 dBm + 10 log 21.88					
Max output power DC corrected cond	---	24.4	6.34	dBm	na

Power Spectral Density U-NII-3

READ SA SETTINGS:

RefLevel [dBm] | RefLevelOffset [dB] | InpAtt [dB]	17.05 | 12.56 | 20

READ SA SETTINGS:

Start [MHz] | Stop [MHz]	5805.000 | 5845.000
RBW [MHz] | VBW [MHz]	0.500000 | 3.000000
Detector | TraceMode	RMS | MAXH
Sweep: time [ms] | count | points per Section | type	59600 | 1 | 161 | SWE

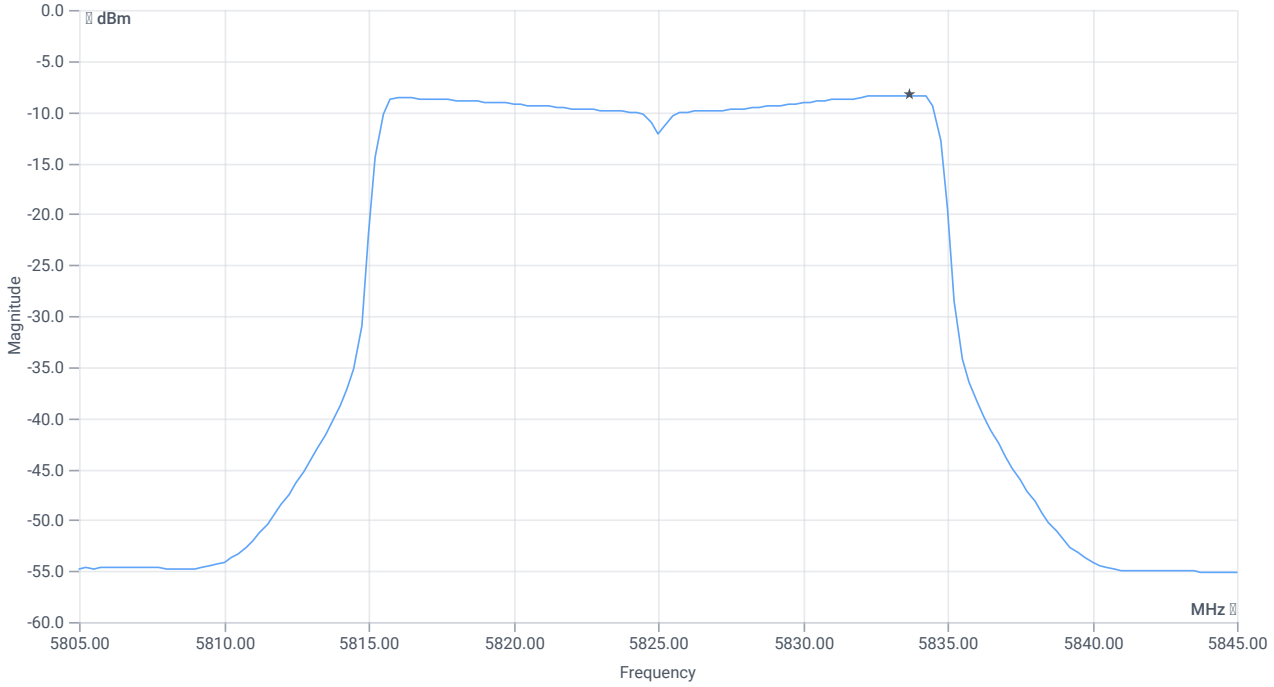

PSD UNII-3

RESULT

CONDUCTED LIMITS FOR MAX ANTENNA GAIN OF 6 D BI					
Description	Lower Limit	Upper Limit	Measured	Unit	Verdict
Power spectral density cond	---	---	-8.35	dBm/0.5MHz	INFO
Duty cycle correction	---	---	0	dB	INFO
Power spectral density DC corrected cond	---	30	-8.35	dBm/0.5MHz	PASS

Verdict
PASS

NA # Peak output power 3MHz/3MHz ~ WLAN5Gx ax-HE20 U-NII-3

References

TC start	02.06.2026 11:58:57
Ambit temp (test rack) [°C] | humidity [rel%]	24.9 | 49
System version	6.0.7.5
Standard | Version	NA | NI
Method	
Description	Peak OP 3MHz/3MHz - WLAN5Gx ax-HE20 U-NII-3
Information	

EUT Common Settings WLAN5Gx

Number of antenna ports	2
User Interaction	No
Device class U-NII-1 (FCC)	Client
Limit W52 japan	Standard
TPC supported	No
Vehicle use (ISED)	No

Equipment

Signal analyzer,Rohde&Schwarz,FSV-40,1307.9002K40/101042,3.71
Switch matrix,cetecom advanced GmbH,USM,B002,1.0.0

Test Parameter

Technology to test	WLAN5Gx ax-HE20
EUT port	EUT2
Temperature	nom
Voltage	nom
Frequency low to test	False | Freq [MHz] 5745
Frequency mid to test	False | Freq [MHz] 5785
Frequency high to test	True | Freq [MHz] 5825
Auto control enabled power supply | Climatic Box	No | No
Additional path loss [dB]	0
Full path type	EUT_SA_GEN_SIG
Full path name	EUT2.MP.SIG1/EUT2.SA/EUT2.GEN1/EUT2.GEN2/
Switch bits	00100010:00010001:00000000:00000001

Test at TX 5825 MHz

RESULT: Reference power cond.

DESCRIPTION	LOWER LIMIT	UPPER LIMIT	MEASURED	UNIT	VERDICT
Ref. power 1MHz/1MHz cond.	---	---	5.33	dBm	INFO
Ref. frequency	---	---	5828.200	MHz	INFO

READ SA SETTINGS:

RefLevel [dBm] | RefLevelOffset [dB] | InpAtt [dB]	17.33 | 12.56 | 20
Start [MHz] | Stop [MHz]	5800.000 | 5850.000
RBW [MHz] | VBW [MHz]	3.000000 | 3.000000
Detector | TraceMode	POS | MAXH
Sweep: time [ms] | count | points per Section | type	300 | 20 | 1001 | SWE

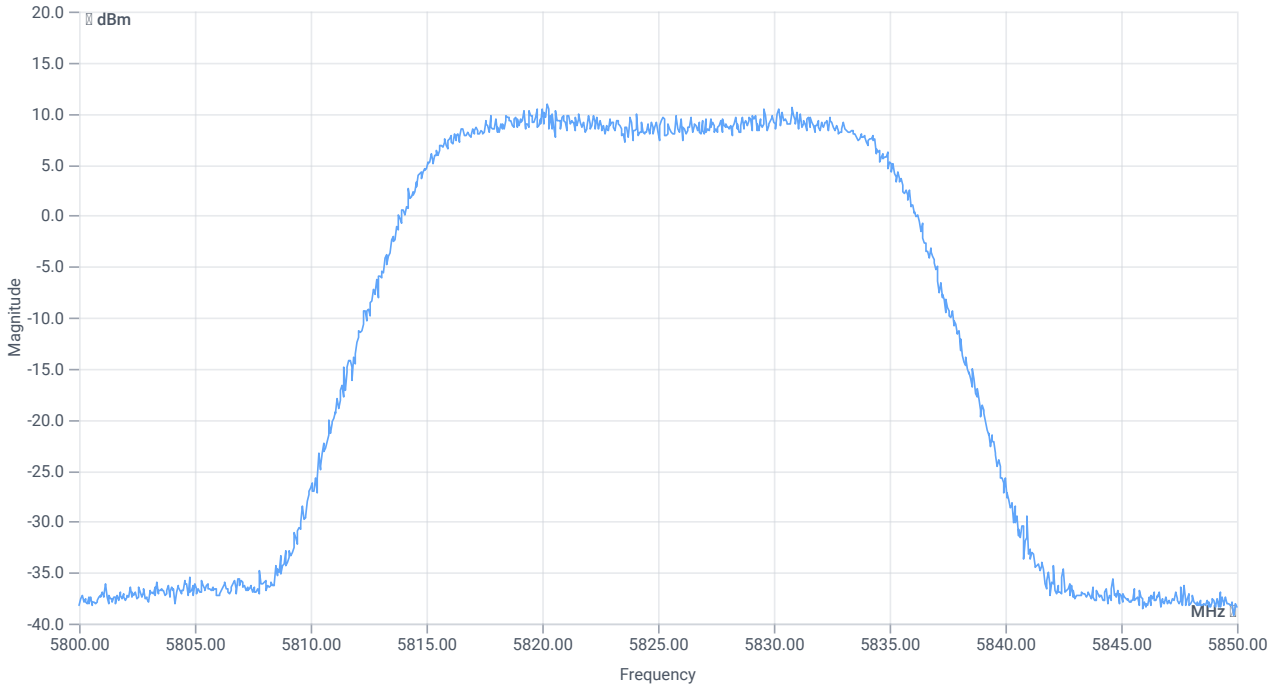

Peak output power

RESULT

DESCRIPTION	LOWER LIMIT	UPPER LIMIT	MEASURED	UNIT	VERDICT
Peak Power	---	---	10.89	dBm	INFO
Peak Power	---	---	12.274392	mW	INFO
Frequency at Peak	---	---	5820.205	MHz	INFO

Verdict
PASS

NA # Message with SA scan ~

References

TC start	02.06.2026 11:58:19
Ambit temp (test rack) [°C] | humidity [rel%]	24.9 | 49
System version	6.0.7.5
Standard | Version	NA | NI
Method	
Description	Message with SA Scan ax-HE20 U-NII-3
Information	

Equipment

Signal analyzer,Rohde&Schwarz,FSV-40,1307.9002K40/101042,3.71
Switch matrix,cetecom advanced GmbH,USM,B002,1.0.0

Test Parameter

Full path type	EUT_SA_GEN_SIG
Full path name	EUT2.MP.SIG1/EUT2.SA/EUT2.GEN1/EUT2.GEN2/
Switch bits	00100010:00010001:00000000:00000001
Message start	02.06.2026 11:58:21
Message	set WLAN5Gx to ax-HE20 U-NII-3, Frequency [MHz] 5825 Information:

Verdict
INFO

FCC 15.407, ISED RSS247 # Emission mask (eirp) ~ WLAN5Gx ax-HE20 U-NII-3

References

TC start	02.06.2026 11:57:39
Ambit temp (test rack) [°C] | humidity [rel%]	24.8 | 49
System version	6.0.7.5
Standard | Version	FCC 15.407, ISED RSS247 | NI
Method	NI
Description	FCC 15.407 Emission mask - WLAN5Gx ax-HE20 U-NII-3
Information	

EUT Common Settings WLAN5Gx

Number of antenna ports	2
User Interaction	No
Device class U-NII-1 (FCC)	Client
Limit W52 japan	Standard
TPC supported	No
Vehicle use (ISED)	No

Equipment

Signal analyzer,Rohde&Schwarz,FSV-40,1307.9002K40/101042,3.71
Switch matrix,cetecom advanced GmbH,USM,B002,1.0.0

Test Parameter

Technology to test	WLAN5Gx ax-HE20
EUT port	EUT2
Temperature	nom
Voltage	nom
Frequency low to test	False | Freq [MHz] 5745
Frequency mid to test	True | Freq [MHz] 5785
Frequency high to test	False | Freq [MHz] 5825
Auto control enabled power supply | Climatic Box	No | No
Additional path loss [dB]	0
Full path type	EUT_SA_GEN_SIG
Full path name	EUT2.MP.SIG1/EUT2.SA/EUT2.GEN1/EUT2.GEN2/
Switch bits	00100010:00010001:00000000:00000001

Test at TX 5785 MHz

Number of antenna ports: 2

reduction of limit due to number of antenna ports [dB]: 3

RESULT: Reference power cond.

DESCRIPTION	LOWER LIMIT	UPPER LIMIT	MEASURED	UNIT	VERDICT
Ref. power 1MHz/1MHz cond.	---	---	4.35	dBm	INFO
Ref. frequency	---	---	5792.990	MHz	INFO

Antenna gain

Considered antenna gain [dBi]:	6.06 / max found in range 5625 to 5950 MHz

READ SA SETTINGS:

RefLevel [dBm] | RefLevelOffset [dB] | InpAtt [dB]	7.35 | 12.82 | 10
Start [MHz] | Stop [MHz]	5625.000 | 5950.000
RBW [MHz] | VBW [MHz]	1.000000 | 3.000000
Detector | TraceMode	POS | MAXH
Sweep: time [ms] | count | points per Section | type	1 | 2500 | 1001 | SWE

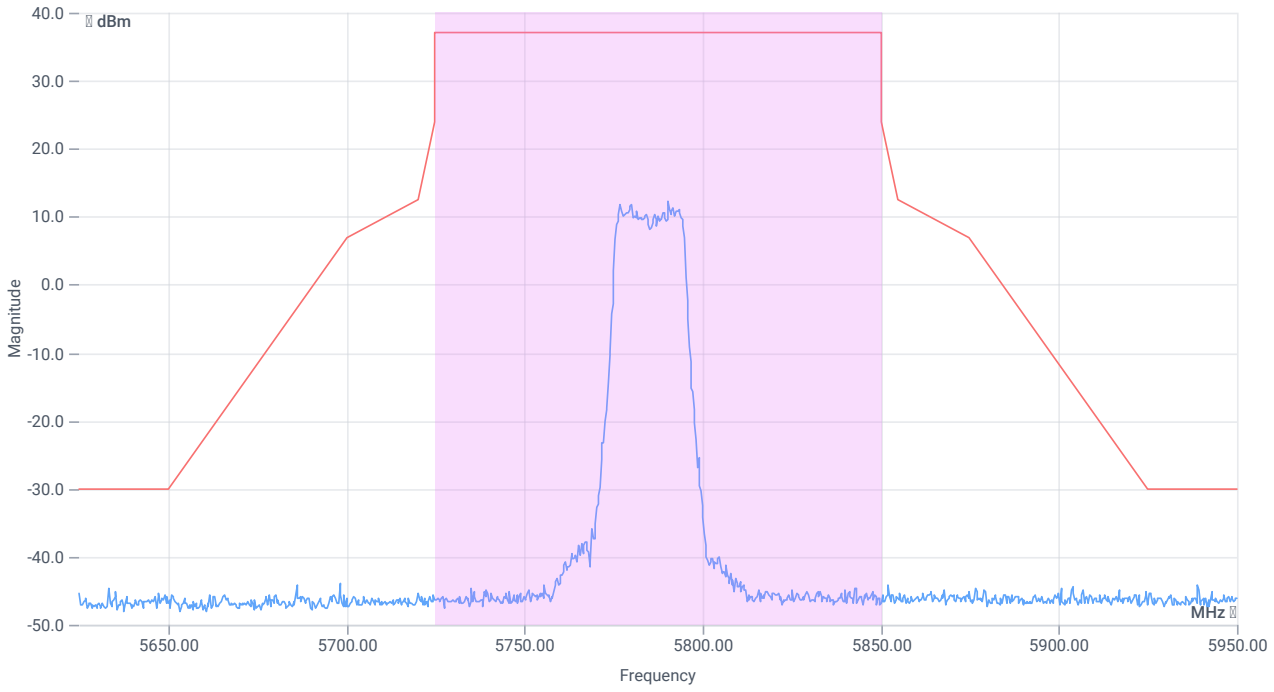

Emission Mask (e.i.r.p)

RESULT

DESCRIPTION	LOWER LIMIT	UPPER LIMIT	MEASURED	UNIT	VERDICT

Verdict
PASS

FCC 15.407, ISED RSS247 # Minimum emission bandwidth ~ WLAN5Gx ax-HE20 U-NII-3

References

TC start	02.06.2026 11:56:52
Ambit temp (test rack) [°C] | humidity [rel%]	24.8 | 48
System version	6.0.7.5
Standard | Version	FCC 15.407, ISED RSS247 | NI
Method	KDB789033 D02, C.2.
Description	FCC 15.407 Min Emission Bandwidth - WLAN5Gx ax-HE20 U-NII-3
Information	

EUT Common Settings WLAN5Gx

Number of antenna ports	2
User Interaction	No
Device class U-NII-1 (FCC)	Client
Limit W52 japan	Standard
TPC supported	No
Vehicle use (ISED)	No

Equipment

Signal analyzer,Rohde&Schwarz,FSV-40,1307.9002K40/101042,3.71
Switch matrix,cetecom advanced GmbH,USM,B002,1.0.0

Test Parameter

Technology to test	WLAN5Gx ax-HE20
EUT port	EUT2
Temperature	nom
Voltage	nom
Frequency low to test	False | Freq [MHz] 5745
Frequency mid to test	True | Freq [MHz] 5785
Frequency high to test	False | Freq [MHz] 5825
Auto control enabled power supply | Climatic Box	No | No
Additional path loss [dB]	0
Full path type	EUT_SA_GEN_SIG
Full path name	EUT2.MP.SIG1/EUT2.SA/EUT2.GEN1/EUT2.GEN2/
Switch bits	00100010:00010001:00000000:00000001

Test at TX 5785 MHz

RESULT: Reference power cond.

DESCRIPTION	LOWER LIMIT	UPPER LIMIT	MEASURED	UNIT	VERDICT
Ref. power 1MHz/1MHz cond.	---	---	3.61	dBm	INFO
Ref. frequency	---	---	5790.590	MHz	INFO

READ SA SETTINGS:

RefLevel [dBm] | RefLevelOffset [dB] | InpAtt [dB]	15.61 | 12.82 | 20
Start [MHz] | Stop [MHz]	5760.000 | 5810.000
RBW [MHz] | VBW [MHz]	0.100000 | 0.300000
Detector | TraceMode	POS | MAXH
Sweep: time [ms] | count | points per Section | type	2 | 1500 | 1001 | SWE

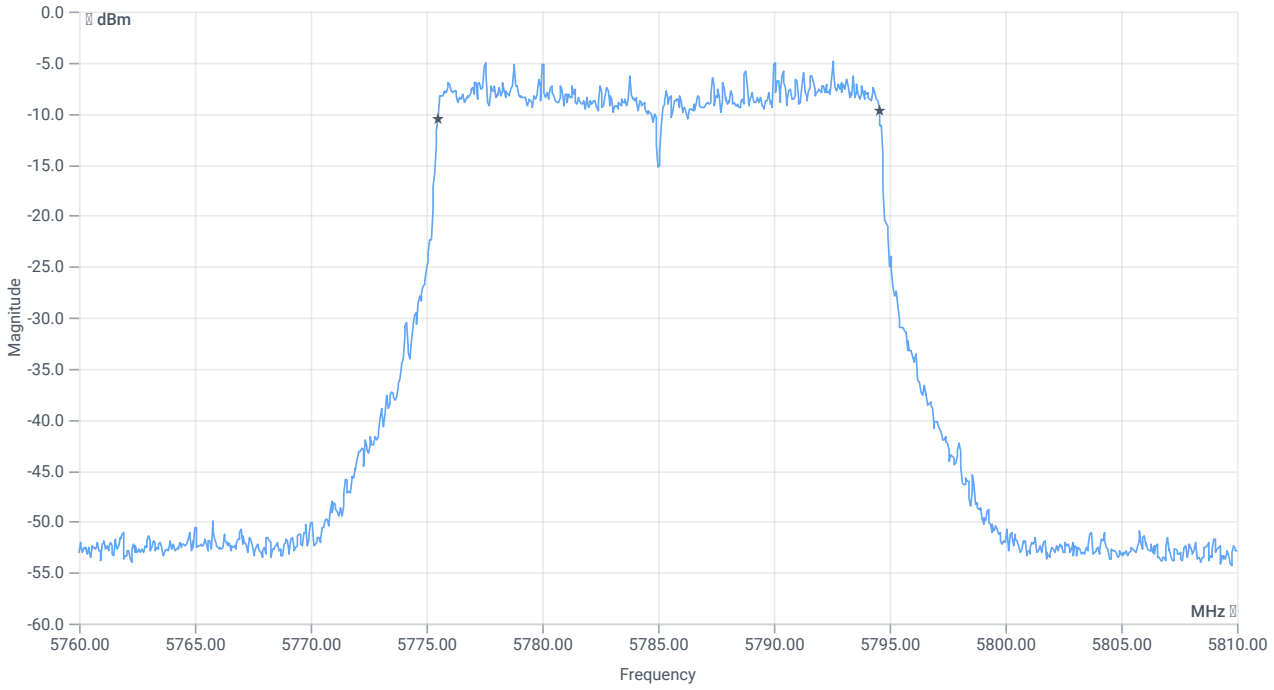

BW 6dB

RESULT

DESCRIPTION	LOWER LIMIT	UPPER LIMIT	MEASURED	UNIT	VERDICT
Bandwidth (6dB)	0.500	---	19.05	MHz	PASS

Verdict
PASS

FCC 15.407, ISED RSS247 # Bandwidths 99PCT and 26dB (UNII-3 20dB) ~ WLAN5Gx ax-HE20 U-NII-3

References

TC start	02.06.2026 11:56:20
Ambit temp (test rack) [°C] | humidity [rel%]	24.8 | 49
System version	6.0.7.5
Standard | Version	FCC 15.407, ISED RSS247 | NI
Method	26dB Bandwidth KDB789033 D02, C.1 / ISED RSS-GEN
Description	FCC 15.407 Bandwidths - WLAN5Gx ax-HE20 U-NII-3
Information	

EUT Common Settings WLAN5Gx

Number of antenna ports	2
User Interaction	No
Device class U-NII-1 (FCC)	Client
Limit W52 japan	Standard
TPC supported	No
Vehicle use (ISED)	No

Equipment

Signal analyzer,Rohde&Schwarz,FSV-40,1307.9002K40/101042,3.71
Switch matrix,cetecom advanced GmbH,USM,B002,1.0.0

Test Parameter

Technology to test	WLAN5Gx ax-HE20
EUT port	EUT2
Temperature	nom
Voltage	nom
Frequency low to test	False | Freq [MHz] 5745
Frequency mid to test	True | Freq [MHz] 5785
Frequency high to test	False | Freq [MHz] 5825
Auto control enabled power supply | Climatic Box	No | No
Additional path loss [dB]	0
Full path type	EUT_SA_GEN_SIG
Full path name	EUT2.MP.SIG1/EUT2.SA/EUT2.GEN1/EUT2.GEN2/
Switch bits	00100010:00010001:00000000:00000001

Test at TX 5785 MHz

RESULT: Reference power cond.

DESCRIPTION	LOWER LIMIT	UPPER LIMIT	MEASURED	UNIT	VERDICT
Ref. power 1MHz/1MHz cond.	---	---	5.31	dBm	INFO
Ref. frequency	---	---	5776.810	MHz	INFO

READ SA SETTINGS:

RefLevel [dBm] | RefLevelOffset [dB] | InpAtt [dB]	13.31 | 12.82 | 20
Start [MHz] | Stop [MHz]	5760.000 | 5810.000
RBW [MHz] | VBW [MHz]	0.300000 | 1.000000
Detector | TraceMode	POS | MAXH
Sweep: time [ms] | count | points per Section | type	1 | 2500 | 1001 | SWE

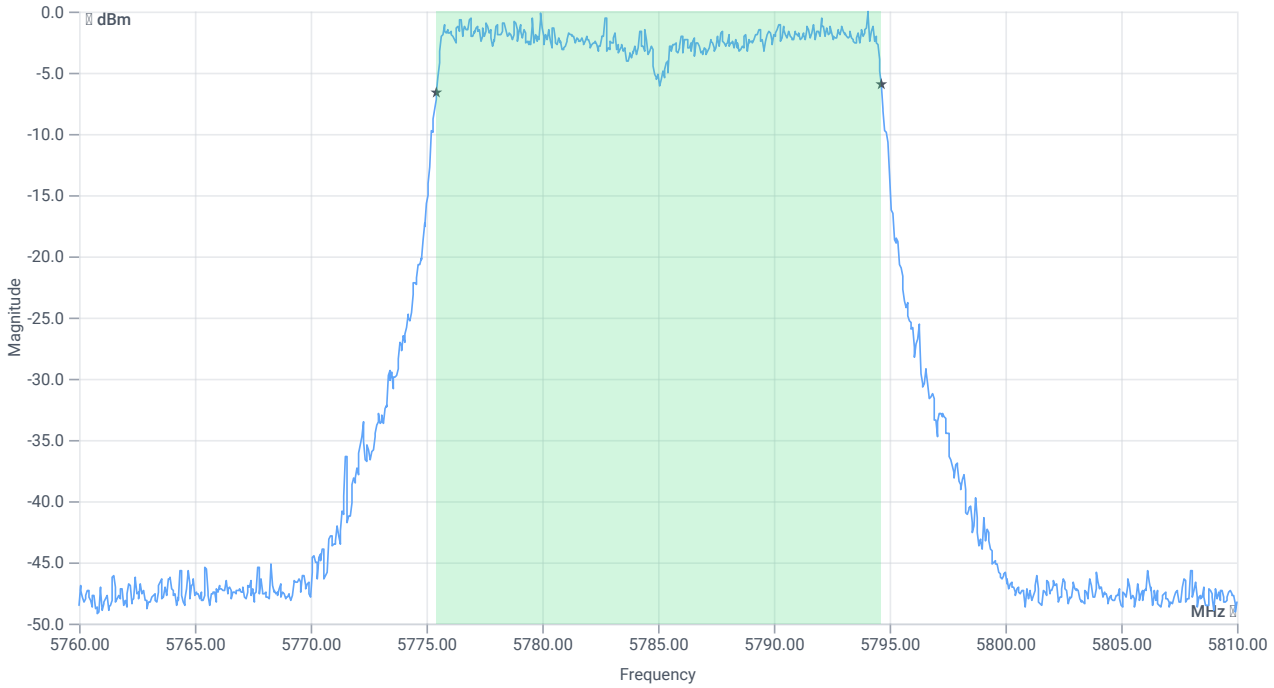

BW 99PCT

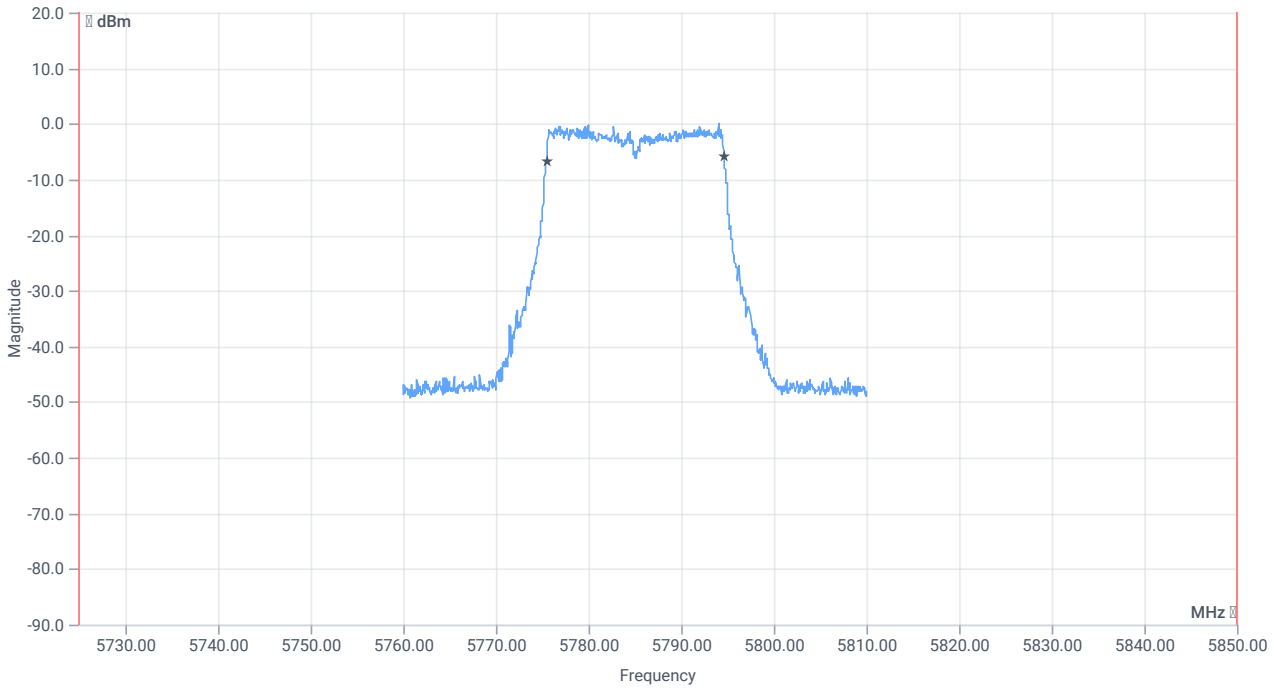

BW within band 99PCT

RESULT

DESCRIPTION	LOWER LIMIT	UPPER LIMIT	MEASURED	UNIT	VERDICT
Bandwidth 99%	---	---	19.181	MHz	INFO
T1 99%	5725.000000	---	5775.4595	MHz	PASS
T2 99%	---	5850.000000	5794.6404	MHz	PASS since U-NII-4 is supported

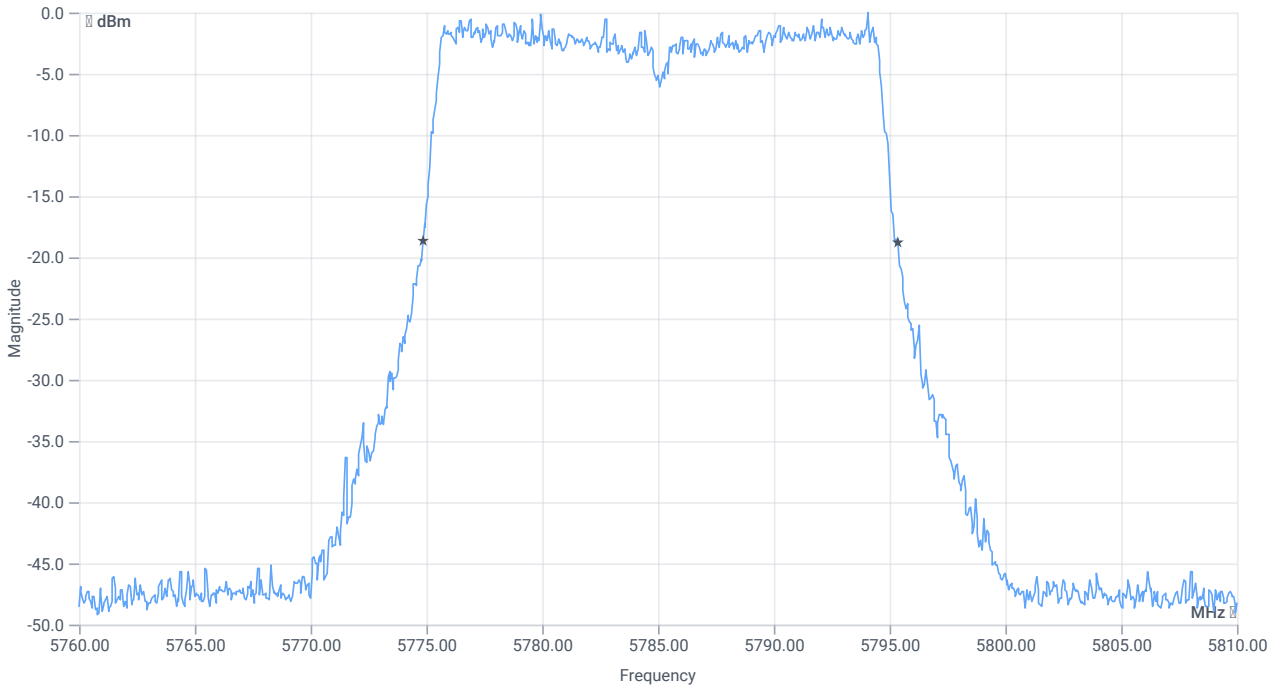

BW 20dB

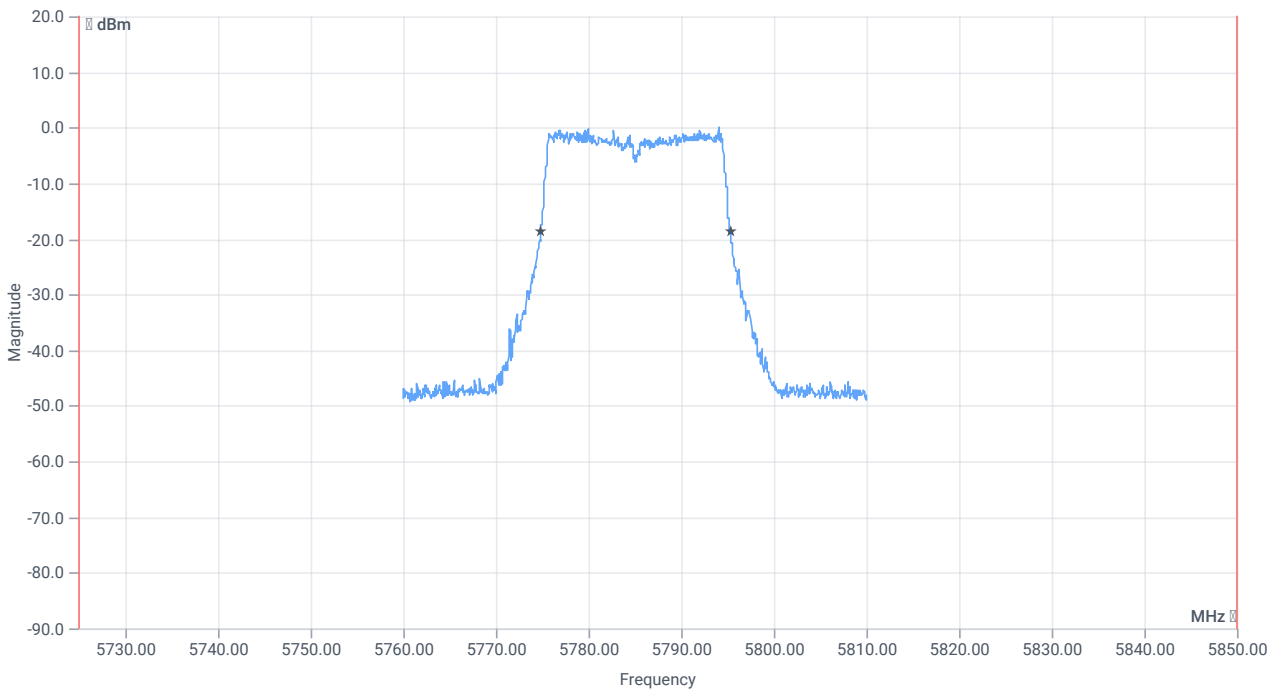

BW within band 20dB

RESULT

DESCRIPTION	LOWER LIMIT	UPPER LIMIT	MEASURED	UNIT	VERDICT
Bandwidth 20dB	---	---	20.5	MHz	INFO
T1 20dB	5725.000000	---	5774.8500	MHz	PASS

RESULT

DESCRIPTION	LOWER LIMIT	UPPER LIMIT	MEASURED	UNIT	VERDICT
T2 20dB	---	5850.000000	5795.3500	MHz	PASS since U-NII-4 is supported

Verdict
PASS

ISED RSS247 # Max output power and psd ~ WLAN5Gx ax-HE20 U-NII-3

References

TC start	02.06.2026 11:53:45
Ambit temp (test rack) [°C] | humidity [rel%]	24.8 | 48
System version	6.0.7.5
Standard | Version	ISED RSS247 | NI
Method	
Description	ISED Max Output Power & PSD - WLAN5Gx ax-HE20 U-NII-3
Information	

EUT Common Settings WLAN5Gx

Number of antenna ports	2
User Interaction	No
Device class U-NII-1 (FCC)	Client
Limit W52 japan	Standard
TPC supported	No
Vehicle use (ISED)	No

Equipment

Signal analyzer,Rohde&Schwarz,FSV-40,1307.9002K40/101042,3.71
Switch matrix,cetecom advanced GmbH,USM,B002,1.0.0

Test Parameter

Technology to test	WLAN5Gx ax-HE20
EUT port	EUT2
Temperature	nom
Voltage	nom
Frequency low to test	False | Freq [MHz] 5745
Frequency mid to test	True | Freq [MHz] 5785
Frequency high to test	False | Freq [MHz] 5825
Auto control enabled power supply | Climatic Box	No | No
Additional path loss [dB]	0
Full path type	EUT_SA_GEN_SIG
Full path name	EUT2.MP.SIG1/EUT2.SA/EUT2.GEN1/EUT2.GEN2/
Switch bits	00100010:00010001:00000000:00000001

Test at TX 5785 MHz

RESULT: Reference power cond.

DESCRIPTION	LOWER LIMIT	UPPER LIMIT	MEASURED	UNIT	VERDICT
Ref. power 1MHz/1MHz cond.	---	---	4.00	dBm	INFO
Ref. frequency	---	---	5792.390	MHz	INFO

Evaluation max. duty cycle

Duty cycle evaluation

DESCRIPTION	LOWER LIMIT	UPPER LIMIT	MEASURED	UNIT	VERDICT
Duty cycle min	---	---	0	dB	DC > 98% defined

Evaluation bandwidth

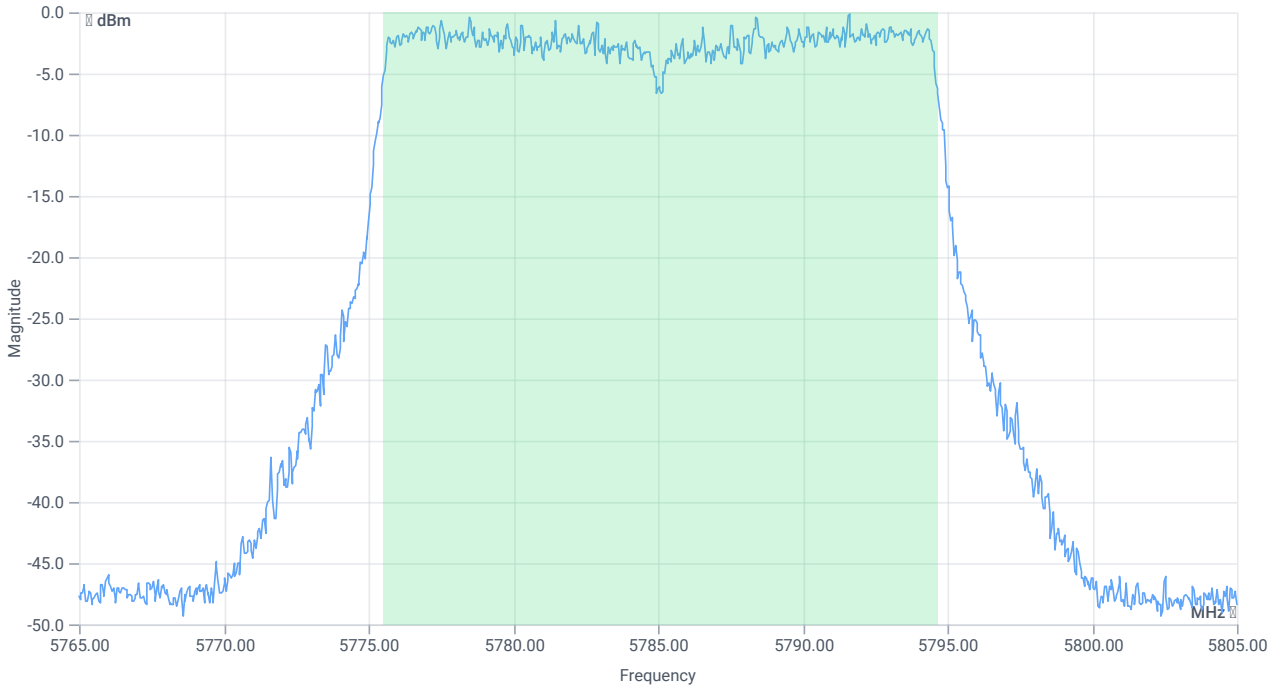

BW 99PCT

RESULT

DESCRIPTION	LOWER LIMIT	UPPER LIMIT	MEASURED	UNIT	VERDICT
Bandwidth 99%	---	---	19.141	MHz	INFO
T1 99%	---	---	5775.4895	MHz	INFO
T2 99%	---	---	5794.6304	MHz	INFO

Maximum Output Power

Antenna gain

Considered antenna gain [dBi]:	5.8 @ 5785 MHz

READ SA SETTINGS:

RefLevel [dBm] | RefLevelOffset [dB] | InpAtt [dB]	16.00 | 12.82 | 20
Start [MHz] | Stop [MHz]	5765.000 | 5805.000
RBW [MHz] | VBW [MHz]	1.000000 | 3.000000
Detector | TraceMode	RMS | MAXH
Sweep: time [ms] | count | points per Section | type	59600 | 1 | 161 | SWE

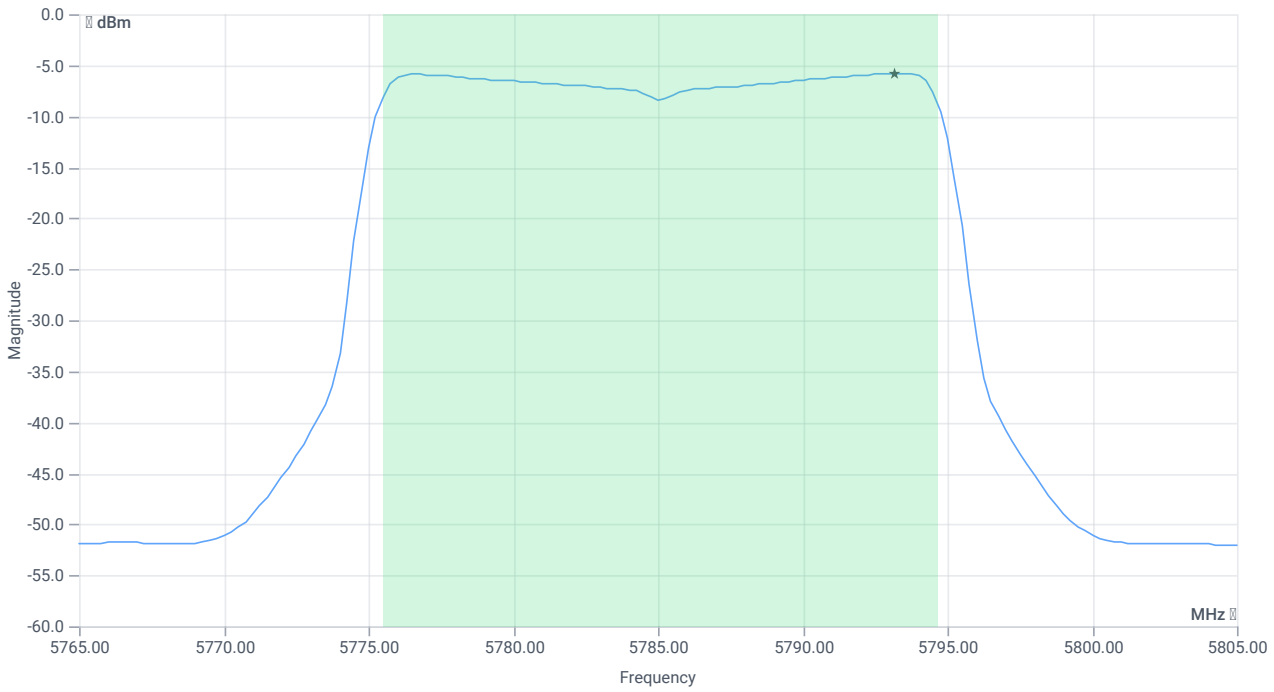

Max OP and PSD (without antenna gain)

RESULT

DESCRIPTION	LOWER LIMIT	UPPER LIMIT	MEASURED	UNIT	VERDICT
Max output power cond	---	---	5.88	dBm	INFO
Duty cycle correction	---	---	0	dB	INFO
LIMIT absolute cond					
Max output power DC corrected cond	---	30	5.88	dBm	PASS
Antenna gain applied			5.8	dBi	INFO
LIMIT absolute eirp (RSS-247 §6.2.4)					
Max output power DC corrected eirp	---	36	11.68	dBm	PASS

READ SA SETTINGS:

RefLevel [dBm] | RefLevelOffset [dB] | InpAtt [dB]	16.00 | 12.82 | 20
Start [MHz] | Stop [MHz]	5765.000 | 5805.000
RBW [MHz] | VBW [MHz]	0.500000 | 3.000000
Detector | TraceMode	RMS | MAXH
Sweep: time [ms] | count | points per Section | type	59600 | 1 | 161 | SWE

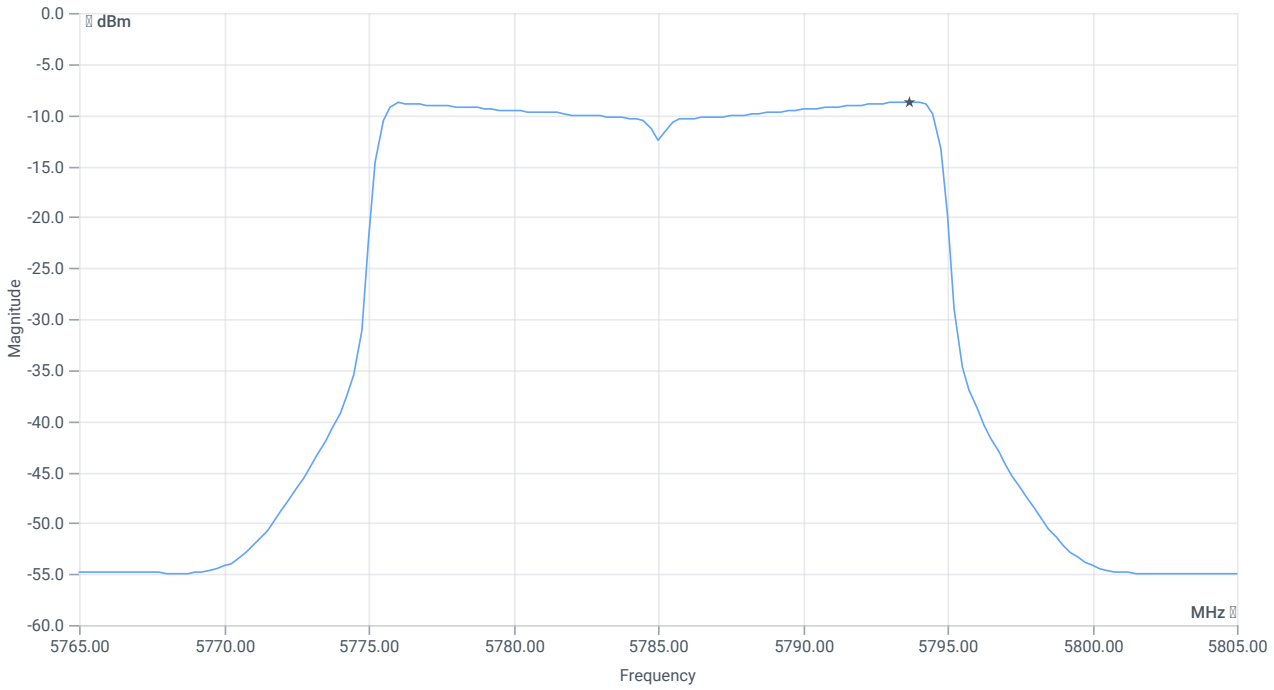

PSD UNII-3

RESULT

DESCRIPTION	LOWER LIMIT	UPPER LIMIT	MEASURED	UNIT	VERDICT
Power spectral density cond	---		-8.76	dBm/0.5MHz	INFO
Power spectral density DC corrected cond	---	30	-8.76	dBm/0.5MHz	PASS

Verdict
PASS

FCC 15.407 # Max output power and psd ~ WLAN5Gx ax-HE20 U-NII-3

References

TC start	02.06.2026 11:51:07
Ambit temp (test rack) [°C] | humidity [rel%]	24.8 | 49
System version	6.0.7.5
Standard | Version	FCC 15.407 | NI
Method	KDB789033 D02, F., E.2.e.
Description	FCC 15.407 Max Output Power & PSD - WLAN5Gx ax-HE20 U-NII-3
Information	

EUT Common Settings WLAN5Gx

Number of antenna ports	2
User Interaction	No
Device class U-NII-1 (FCC)	Client
Limit W52 japan	Standard
TPC supported	No
Vehicle use (ISED)	No

Equipment

Signal analyzer,Rohde&Schwarz,FSV-40,1307.9002K40/101042,3.71
Switch matrix,cetecom advanced GmbH,USM,B002,1.0.0

Test Parameter

Technology to test	WLAN5Gx ax-HE20
EUT port	EUT2
Temperature	nom
Voltage	nom
Frequency low to test	False | Freq [MHz] 5745
Frequency mid to test	True | Freq [MHz] 5785
Frequency high to test	False | Freq [MHz] 5825
Auto control enabled power supply | Climatic Box	No | No
Additional path loss [dB]	0
Full path type	EUT_SA_GEN_SIG
Full path name	EUT2.MP.SIG1/EUT2.SA/EUT2.GEN1/EUT2.GEN2/
Switch bits	00100010:00010001:00000000:00000001

Test at TX 5785 MHz

RESULT: Reference power cond.

DESCRIPTION	LOWER LIMIT	UPPER LIMIT	MEASURED	UNIT	VERDICT
Ref. power 1MHz/1MHz cond.	---	---	3.74	dBm	INFO
Ref. frequency	---	---	5779.810	MHz	INFO

Evaluation max. duty cycle

Duty cycle evaluation

DESCRIPTION	LOWER LIMIT	UPPER LIMIT	MEASURED	UNIT	VERDICT
Duty cycle min	---	---	0	dB	DC > 98% defined

Evaluation bandwidth

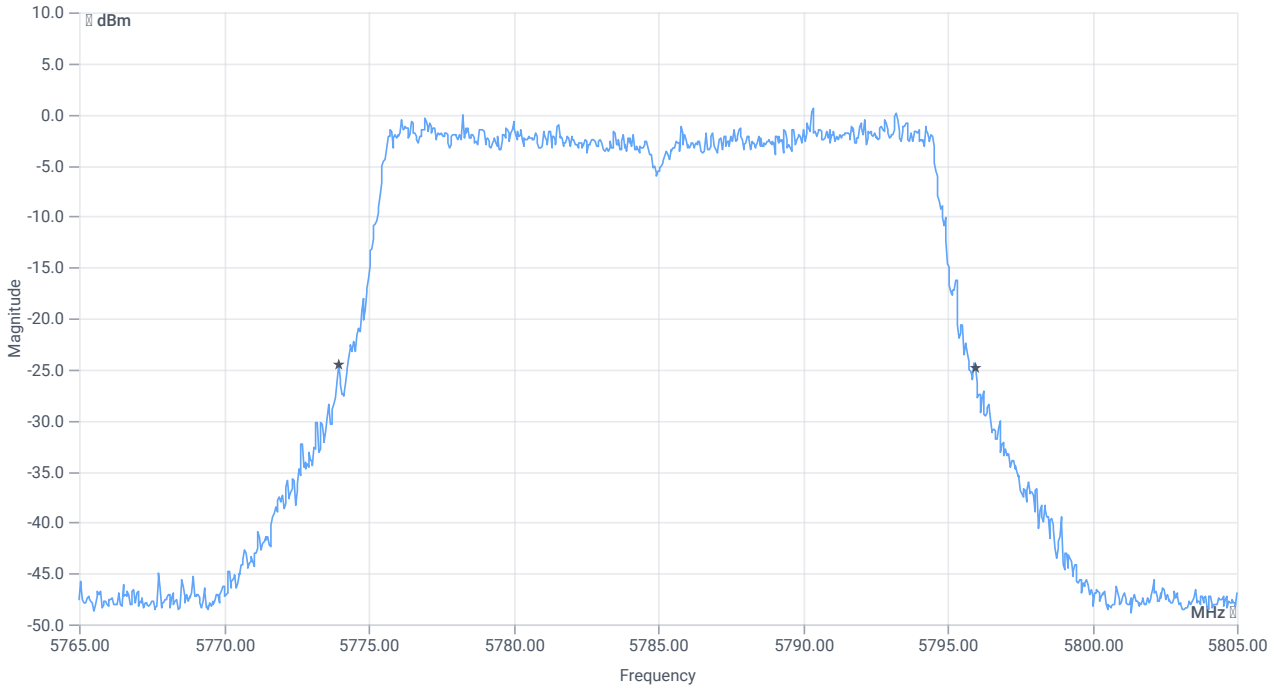

BW 26dB

RESULT

DESCRIPTION	LOWER LIMIT	UPPER LIMIT	MEASURED	UNIT	VERDICT
Bandwidth 26dB	---	---	22	MHz	INFO
T1 26dB	---	---	5773.9600	MHz	INFO
T2 26dB	---	---	5795.9600	MHz	INFO

Maximum Output Power

READ SA SETTINGS:

RefLevel [dBm] | RefLevelOffset [dB] | InpAtt [dB]	15.74 | 12.82 | 20
Start [MHz] | Stop [MHz]	5765.000 | 5805.000
RBW [MHz] | VBW [MHz]	1.000000 | 3.000000
Detector | TraceMode	RMS | MAXH
Sweep: time [ms] | count | points per Section | type	59600 | 1 | 161 | SWE

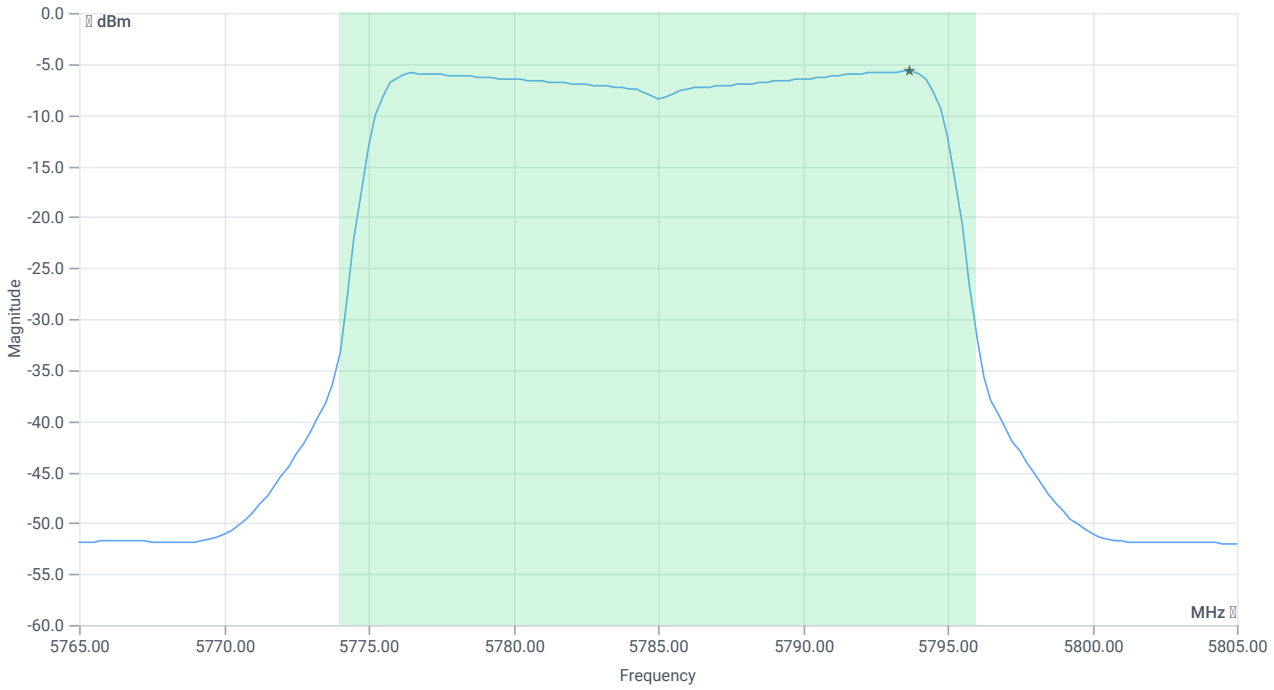

Max OP and PSD

RESULT

CONDUCTED LIMITS FOR MAX ANTENNA GAIN OF 6 D BI					
Description	Lower Limit	Upper Limit	Measured	Unit	Verdict
Max output power cond	---	---	6	dBm	INFO
Duty cycle correction	---	---	0	dB	INFO
LIMIT absolute:					
Max output power DC corrected cond	---	30	6	dBm	PASS
LIMIT: 11 dBm + 10 log 22					
Max output power DC corrected cond	---	24.42	6	dBm	na

Power Spectral Density U-NII-3

READ SA SETTINGS:

RefLevel [dBm] | RefLevelOffset [dB] | InpAtt [dB]	15.74 | 12.82 | 20

READ SA SETTINGS:

Start [MHz] | Stop [MHz]	5765.000 | 5805.000
RBW [MHz] | VBW [MHz]	0.500000 | 3.000000
Detector | TraceMode	RMS | MAXH
Sweep: time [ms] | count | points per Section | type	59600 | 1 | 161 | SWE

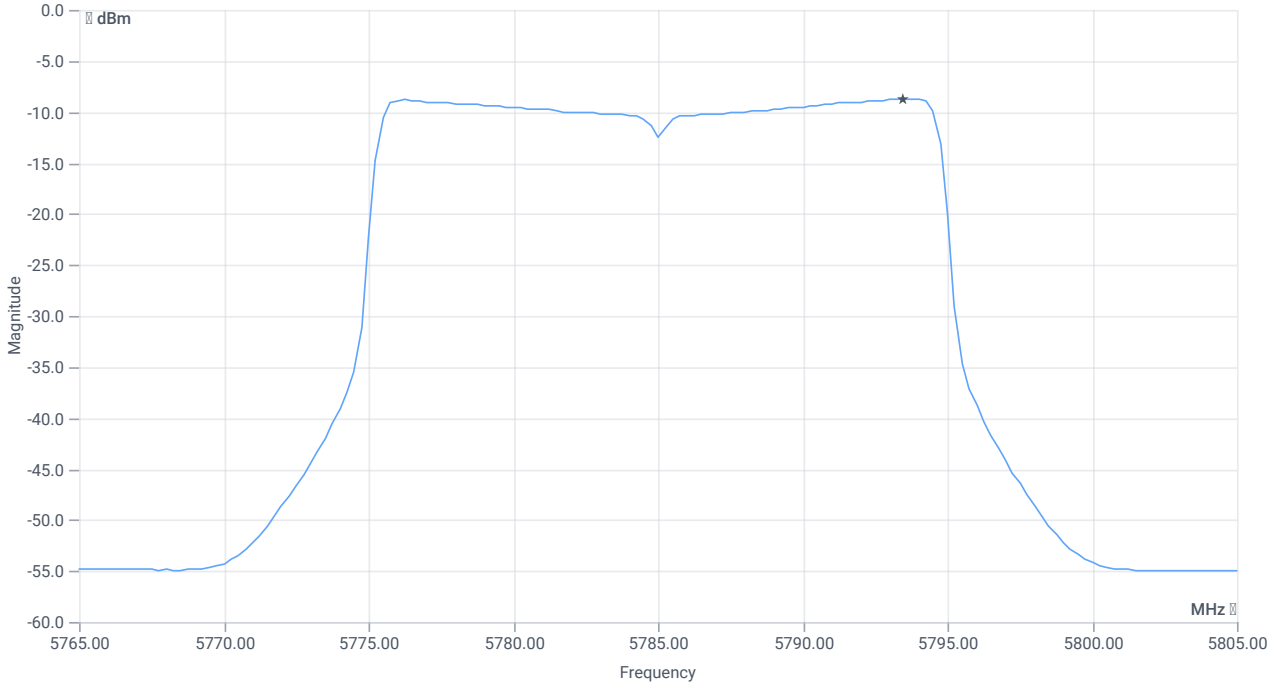

PSD UNII-3

RESULT

CONDUCTED LIMITS FOR MAX ANTENNA GAIN OF 6 D BI					
Description	Lower Limit	Upper Limit	Measured	Unit	Verdict
Power spectral density cond	---	---	-8.73	dBm/0.5MHz	INFO
Duty cycle correction	---	---	0	dB	INFO
Power spectral density DC corrected cond	---	30	-8.73	dBm/0.5MHz	PASS

Verdict
PASS

NA # Peak output power 3MHz/3MHz ~ WLAN5Gx ax-HE20 U-NII-3

References

TC start	02.06.2026 11:50:40
Ambit temp (test rack) [°C] | humidity [rel%]	24.8 | 49
System version	6.0.7.5
Standard | Version	NA | NI
Method	
Description	Peak OP 3MHz/3MHz - WLAN5Gx ax-HE20 U-NII-3
Information	

EUT Common Settings WLAN5Gx

Number of antenna ports	2
User Interaction	No
Device class U-NII-1 (FCC)	Client
Limit W52 japan	Standard
TPC supported	No
Vehicle use (ISED)	No

Equipment

Signal analyzer,Rohde&Schwarz,FSV-40,1307.9002K40/101042,3.71
Switch matrix,cetecom advanced GmbH,USM,B002,1.0.0

Test Parameter

Technology to test	WLAN5Gx ax-HE20
EUT port	EUT2
Temperature	nom
Voltage	nom
Frequency low to test	False | Freq [MHz] 5745
Frequency mid to test	True | Freq [MHz] 5785
Frequency high to test	False | Freq [MHz] 5825
Auto control enabled power supply | Climatic Box	No | No
Additional path loss [dB]	0
Full path type	EUT_SA_GEN_SIG
Full path name	EUT2.MP.SIG1/EUT2.SA/EUT2.GEN1/EUT2.GEN2/
Switch bits	00100010:00010001:00000000:00000001

Test at TX 5785 MHz

RESULT: Reference power cond.

DESCRIPTION	LOWER LIMIT	UPPER LIMIT	MEASURED	UNIT	VERDICT
Ref. power 1MHz/1MHz cond.	---	---	5.24	dBm	INFO
Ref. frequency	---	---	5793.190	MHz	INFO

READ SA SETTINGS:

RefLevel [dBm] | RefLevelOffset [dB] | InpAtt [dB]	17.24 | 12.82 | 20
Start [MHz] | Stop [MHz]	5760.000 | 5810.000
RBW [MHz] | VBW [MHz]	3.000000 | 3.000000
Detector | TraceMode	POS | MAXH
Sweep: time [ms] | count | points per Section | type	300 | 20 | 1001 | SWE

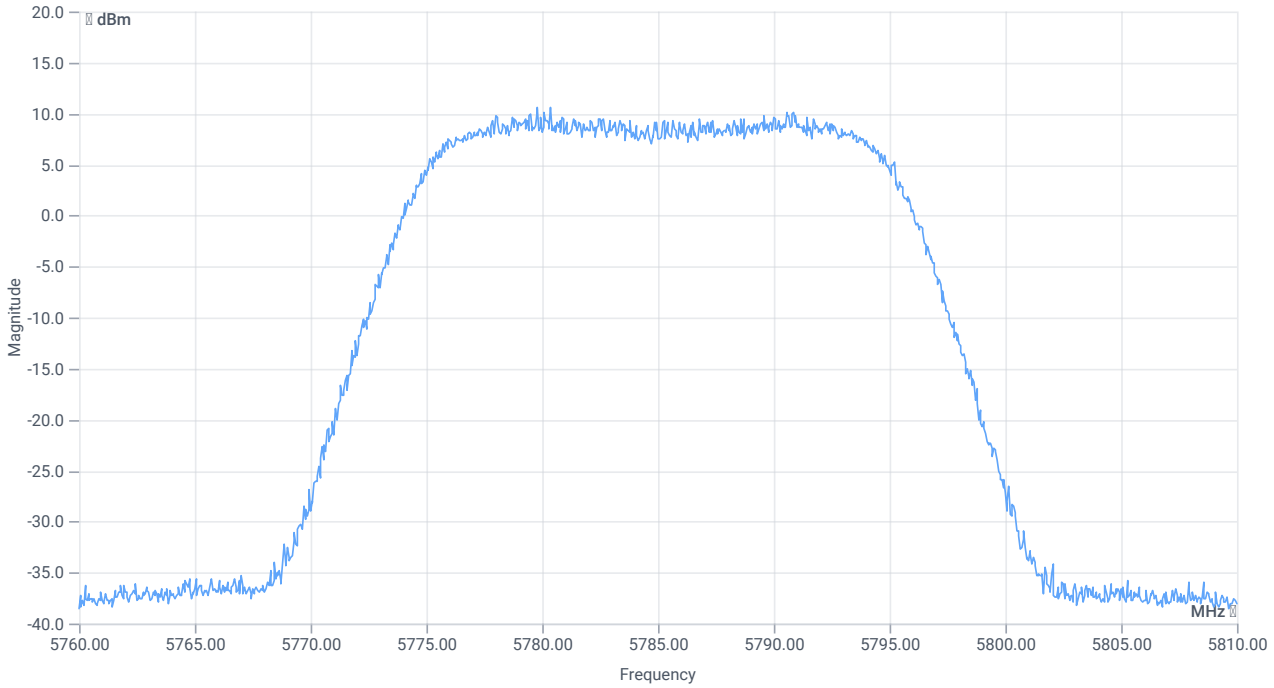

Peak output power

RESULT

DESCRIPTION	LOWER LIMIT	UPPER LIMIT	MEASURED	UNIT	VERDICT
Peak Power	---	---	10.65	dBm	INFO
Peak Power	---	---	11.614486	mW	INFO
Frequency at Peak	---	---	5779.805	MHz	INFO

Verdict
PASS

NA # Message with SA scan ~

References

TC start	02.06.2026 11:44:55
Ambit temp (test rack) [°C] | humidity [rel%]	24.8 | 49
System version	6.0.7.5
Standard | Version	NA | NI
Method	
Description	Message with SA Scan ax-HE20 U-NII-3
Information	

Equipment

Signal analyzer,Rohde&Schwarz,FSV-40,1307.9002K40/101042,3.71
Switch matrix,cetecom advanced GmbH,USM,B002,1.0.0

Test Parameter

Full path type	EUT_SA_GEN_SIG
Full path name	EUT2.MP.SIG1/EUT2.SA/EUT2.GEN1/EUT2.GEN2/
Switch bits	00100010:00010001:00000000:00000001
Message start	02.06.2026 11:44:58
Message	set WLAN5Gx to ax-HE20 U-NII-3, Frequency [MHz] 5785 , Information:

Verdict
INFO

FCC 15.407, ISED RSS247 # Emission mask (eirp) ~ WLAN5Gx ax-HE20 U-NII-3

References

TC start	02.06.2026 11:44:16
Ambit temp (test rack) [°C] | humidity [rel%]	24.8 | 49
System version	6.0.7.5
Standard | Version	FCC 15.407, ISED RSS247 | NI
Method	NI
Description	FCC 15.407 Emission mask - WLAN5Gx ax-HE20 U-NII-3
Information	

EUT Common Settings WLAN5Gx

Number of antenna ports	2
User Interaction	No
Device class U-NII-1 (FCC)	Client
Limit W52 japan	Standard
TPC supported	No
Vehicle use (ISED)	No

Equipment

Signal analyzer,Rohde&Schwarz,FSV-40,1307.9002K40/101042,3.71
Switch matrix,cetecom advanced GmbH,USM,B002,1.0.0

Test Parameter

Technology to test	WLAN5Gx ax-HE20
EUT port	EUT2
Temperature	nom
Voltage	nom
Frequency low to test	True | Freq [MHz] 5745
Frequency mid to test	False | Freq [MHz] 5785
Frequency high to test	False | Freq [MHz] 5825
Auto control enabled power supply | Climatic Box	No | No
Additional path loss [dB]	0
Full path type	EUT_SA_GEN_SIG
Full path name	EUT2.MP.SIG1/EUT2.SA/EUT2.GEN1/EUT2.GEN2/
Switch bits	00100010:00010001:00000000:00000001

Test at TX 5745 MHz

Number of antenna ports: 2

reduction of limit due to number of antenna ports [dB]: 3

RESULT: Reference power cond.

DESCRIPTION	LOWER LIMIT	UPPER LIMIT	MEASURED	UNIT	VERDICT
Ref. power 1MHz/1MHz cond.	---	---	4.09	dBm	INFO
Ref. frequency	---	---	5753.590	MHz	INFO

Antenna gain

Considered antenna gain [dBi]:	6.06 / max found in range 5625 to 5950 MHz

READ SA SETTINGS:

RefLevel [dBm] | RefLevelOffset [dB] | InpAtt [dB]	7.09 | 12.69 | 10
Start [MHz] | Stop [MHz]	5625.000 | 5950.000
RBW [MHz] | VBW [MHz]	1.000000 | 3.000000
Detector | TraceMode	POS | MAXH
Sweep: time [ms] | count | points per Section | type	1 | 2500 | 1001 | SWE

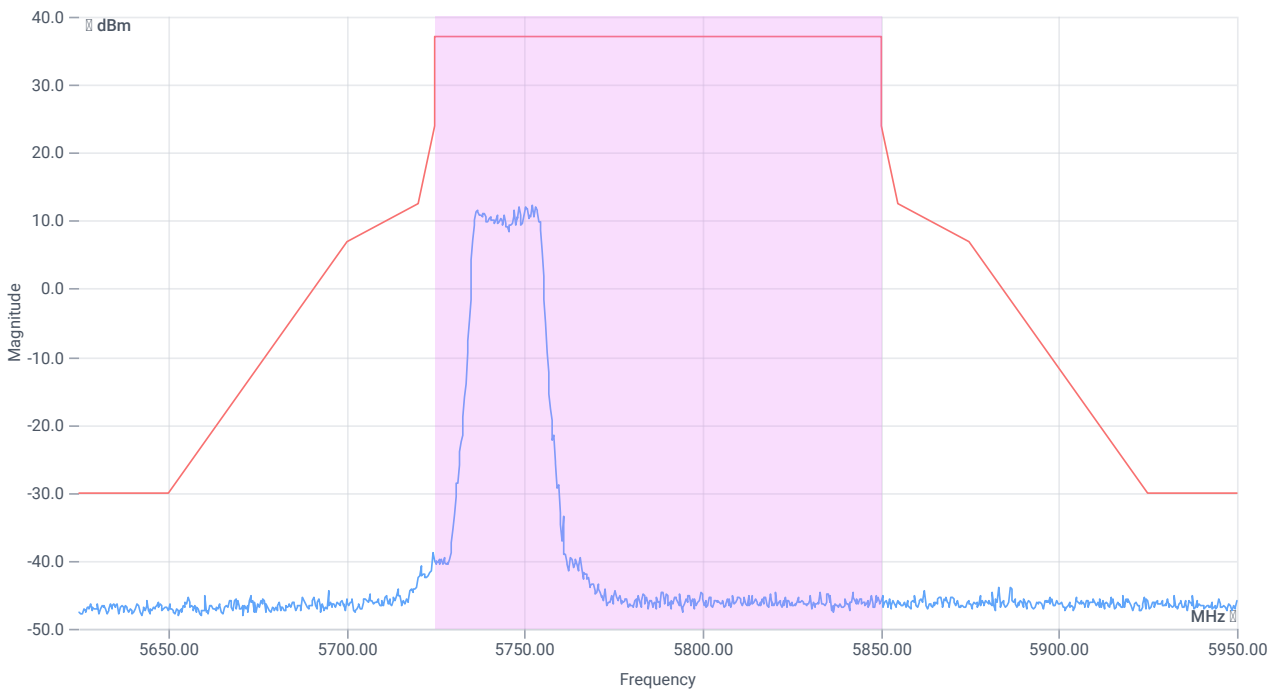

Emission Mask (e.i.r.p)

RESULT

DESCRIPTION	LOWER LIMIT	UPPER LIMIT	MEASURED	UNIT	VERDICT

Verdict
PASS

FCC 15.407, ISED RSS247 # Minimum emission bandwidth ~ WLAN5Gx ax-HE20 U-NII-3

References

TC start	02.06.2026 11:43:32
Ambit temp (test rack) [°C] | humidity [rel%]	24.8 | 49
System version	6.0.7.5
Standard | Version	FCC 15.407, ISED RSS247 | NI
Method	KDB789033 D02, C.2.
Description	FCC 15.407 Min Emission Bandwidth - WLAN5Gx ax-HE20 U-NII-3
Information	

EUT Common Settings WLAN5Gx

Number of antenna ports	2
User Interaction	No
Device class U-NII-1 (FCC)	Client
Limit W52 japan	Standard
TPC supported	No
Vehicle use (ISED)	No

Equipment

Signal analyzer,Rohde&Schwarz,FSV-40,1307.9002K40/101042,3.71
Switch matrix,cetecom advanced GmbH,USM,B002,1.0.0

Test Parameter

Technology to test	WLAN5Gx ax-HE20
EUT port	EUT2
Temperature	nom
Voltage	nom
Frequency low to test	True | Freq [MHz] 5745
Frequency mid to test	False | Freq [MHz] 5785
Frequency high to test	False | Freq [MHz] 5825
Auto control enabled power supply | Climatic Box	No | No
Additional path loss [dB]	0
Full path type	EUT_SA_GEN_SIG
Full path name	EUT2.MP.SIG1/EUT2.SA/EUT2.GEN1/EUT2.GEN2/
Switch bits	00100010:00010001:00000000:00000001

Test at TX 5745 MHz

RESULT: Reference power cond.

DESCRIPTION	LOWER LIMIT	UPPER LIMIT	MEASURED	UNIT	VERDICT
Ref. power 1MHz/1MHz cond.	---	---	4.32	dBm	INFO
Ref. frequency	---	---	5751.990	MHz	INFO

READ SA SETTINGS:

RefLevel [dBm] | RefLevelOffset [dB] | InpAtt [dB]	16.32 | 12.69 | 20
Start [MHz] | Stop [MHz]	5720.000 | 5770.000
RBW [MHz] | VBW [MHz]	0.100000 | 0.300000
Detector | TraceMode	POS | MAXH
Sweep: time [ms] | count | points per Section | type	2 | 1500 | 1001 | SWE

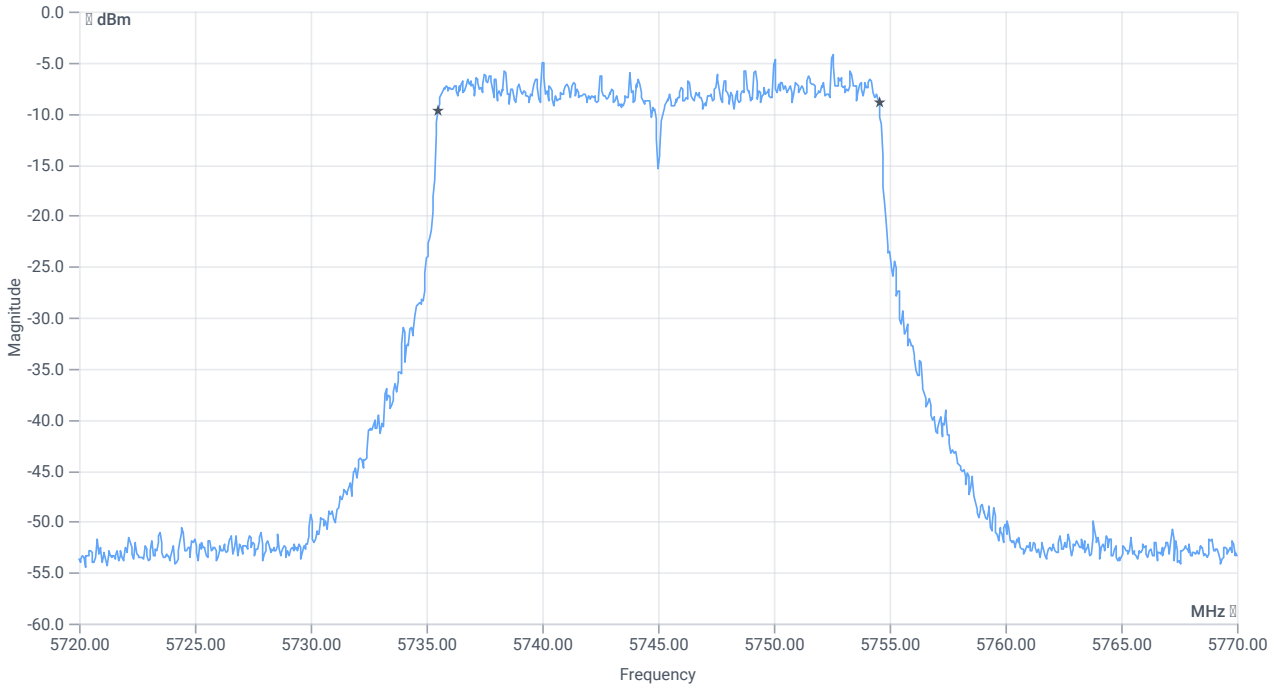

BW 6dB

RESULT

DESCRIPTION	LOWER LIMIT	UPPER LIMIT	MEASURED	UNIT	VERDICT
Bandwidth (6dB)	0.500	---	19.05	MHz	PASS

Verdict
PASS

FCC 15.407, ISED RSS247 # Bandwidths 99PCT and 26dB (UNII-3 20dB) ~ WLAN5Gx ax-HE20 U-NII-3

References

TC start	02.06.2026 11:43:01
Ambit temp (test rack) [°C] | humidity [rel%]	24.8 | 49
System version	6.0.7.5
Standard | Version	FCC 15.407, ISED RSS247 | NI
Method	26dB Bandwidth KDB789033 D02, C.1 / ISED RSS-GEN
Description	FCC 15.407 Bandwidths - WLAN5Gx ax-HE20 U-NII-3
Information	

EUT Common Settings WLAN5Gx

Number of antenna ports	2
User Interaction	No
Device class U-NII-1 (FCC)	Client
Limit W52 japan	Standard
TPC supported	No
Vehicle use (ISED)	No

Equipment

Signal analyzer,Rohde&Schwarz,FSV-40,1307.9002K40/101042,3.71
Switch matrix,cetecom advanced GmbH,USM,B002,1.0.0

Test Parameter

Technology to test	WLAN5Gx ax-HE20
EUT port	EUT2
Temperature	nom
Voltage	nom
Frequency low to test	True | Freq [MHz] 5745
Frequency mid to test	False | Freq [MHz] 5785
Frequency high to test	False | Freq [MHz] 5825
Auto control enabled power supply | Climatic Box	No | No
Additional path loss [dB]	0
Full path type	EUT_SA_GEN_SIG
Full path name	EUT2.MP.SIG1/EUT2.SA/EUT2.GEN1/EUT2.GEN2/
Switch bits	00100010:00010001:00000000:00000001

Test at TX 5745 MHz

RESULT: Reference power cond.

DESCRIPTION	LOWER LIMIT	UPPER LIMIT	MEASURED	UNIT	VERDICT
Ref. power 1MHz/1MHz cond.	---	---	4.57	dBm	INFO
Ref. frequency	---	---	5753.590	MHz	INFO

READ SA SETTINGS:

RefLevel [dBm] | RefLevelOffset [dB] | InpAtt [dB]	12.57 | 12.69 | 15
Start [MHz] | Stop [MHz]	5720.000 | 5770.000
RBW [MHz] | VBW [MHz]	0.300000 | 1.000000
Detector | TraceMode	POS | MAXH
Sweep: time [ms] | count | points per Section | type	1 | 2500 | 1001 | SWE

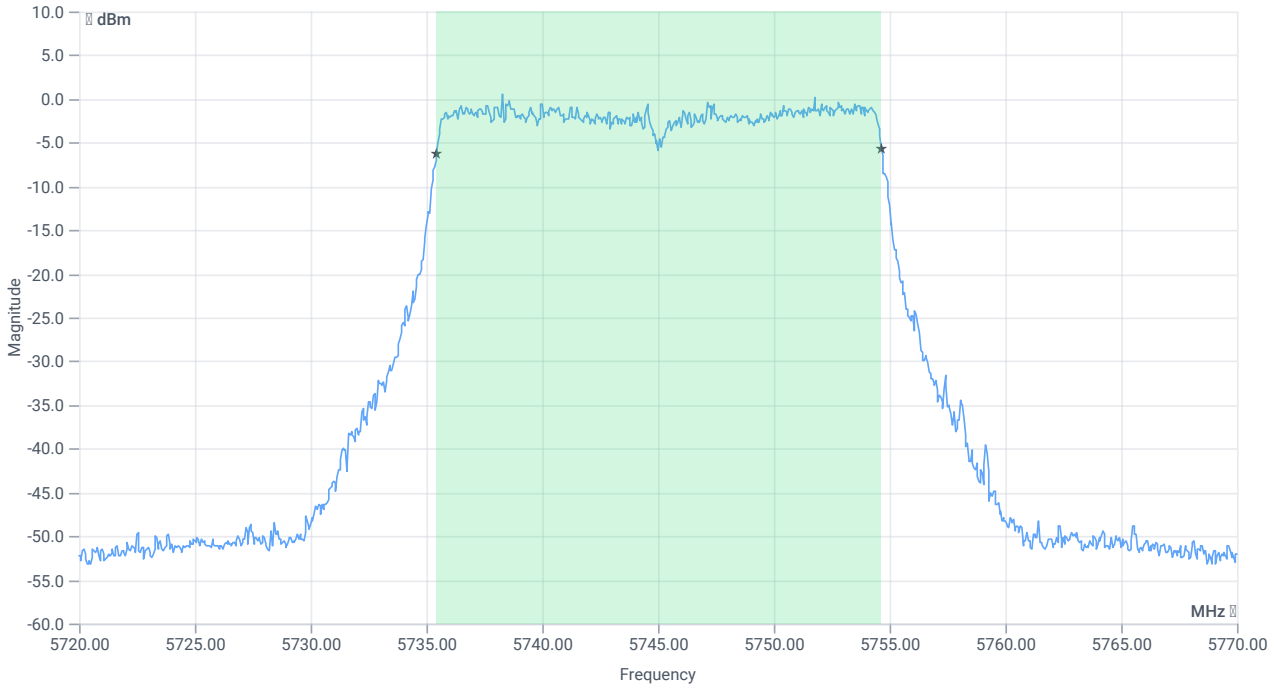

BW 99PCT

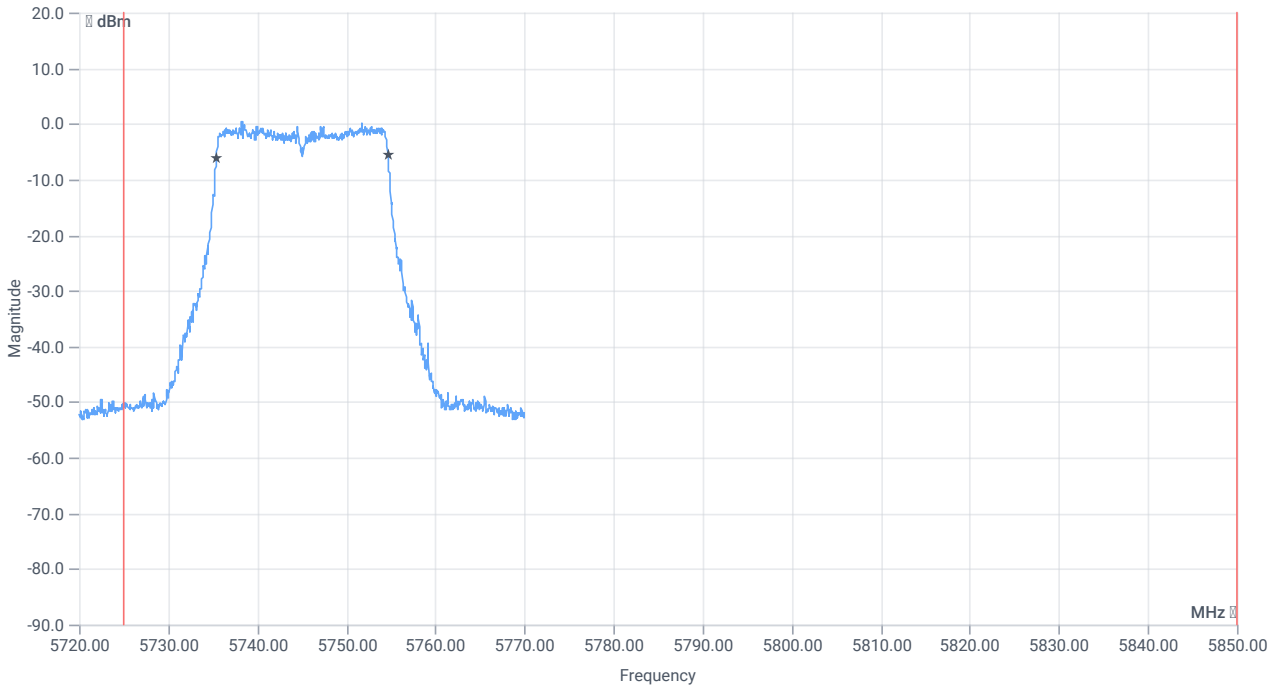

BW within band 99PCT

RESULT

DESCRIPTION	LOWER LIMIT	UPPER LIMIT	MEASURED	UNIT	VERDICT
Bandwidth 99%	---	---	19.181	MHz	INFO
T1 99%	5725.000000	---	5735.4595	MHz	PASS
T2 99%	---	5850.000000	5754.6404	MHz	PASS since U-NII-4 is supported

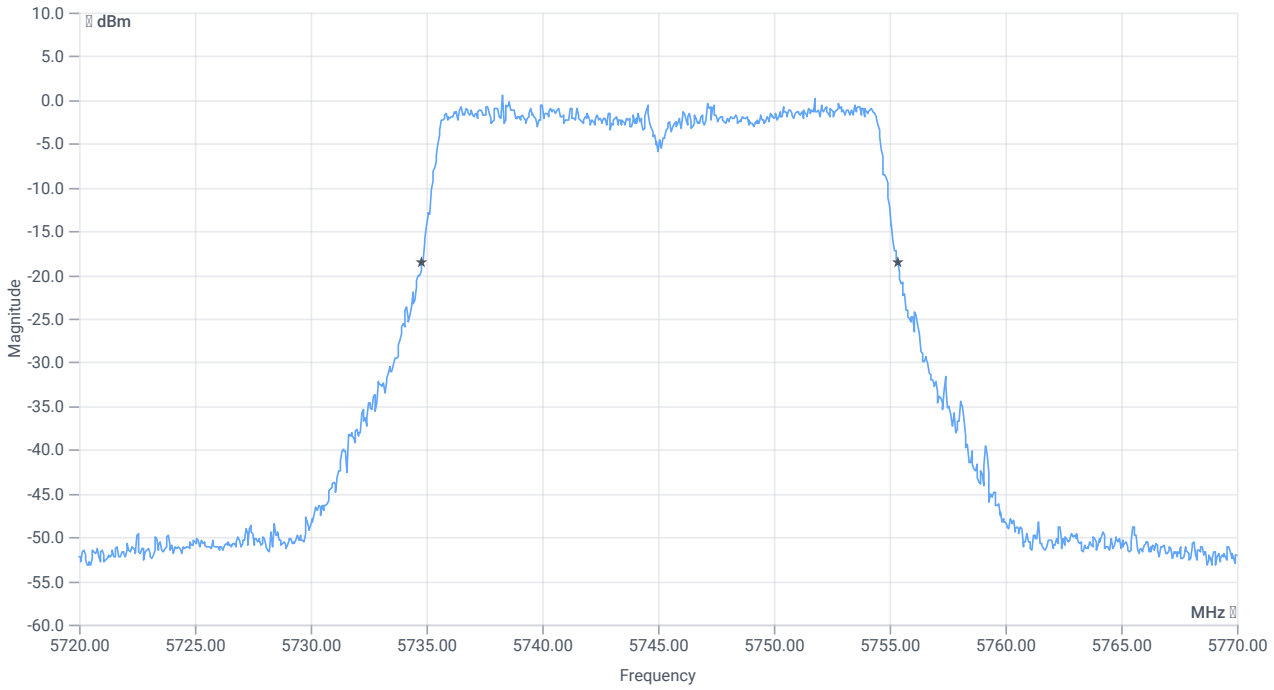

BW 20dB

BW within band 20dB

RESULT

DESCRIPTION	LOWER LIMIT	UPPER LIMIT	MEASURED	UNIT	VERDICT
Bandwidth 20dB	---	---	20.55	MHz	INFO
T1 20dB	5725.000000	---	5734.8000	MHz	PASS

RESULT

DESCRIPTION	LOWER LIMIT	UPPER LIMIT	MEASURED	UNIT	VERDICT
T2 20dB	---	5850.000000	5755.3500	MHz	PASS since U-NII-4 is supported

Verdict
PASS

ISED RSS247 # Max output power and psd ~ WLAN5Gx ax-HE20 U-NII-3

References

TC start	02.06.2026 11:40:25
Ambit temp (test rack) [°C] | humidity [rel%]	24.8 | 48
System version	6.0.7.5
Standard | Version	ISED RSS247 | NI
Method	
Description	ISED Max Output Power & PSD - WLAN5Gx ax-HE20 U-NII-3
Information	

EUT Common Settings WLAN5Gx

Number of antenna ports	2
User Interaction	No
Device class U-NII-1 (FCC)	Client
Limit W52 japan	Standard
TPC supported	No
Vehicle use (ISED)	No

Equipment

Signal analyzer,Rohde&Schwarz,FSV-40,1307.9002K40/101042,3.71
Switch matrix,cetecom advanced GmbH,USM,B002,1.0.0

Test Parameter

Technology to test	WLAN5Gx ax-HE20
EUT port	EUT2
Temperature	nom
Voltage	nom
Frequency low to test	True | Freq [MHz] 5745
Frequency mid to test	False | Freq [MHz] 5785
Frequency high to test	False | Freq [MHz] 5825
Auto control enabled power supply | Climatic Box	No | No
Additional path loss [dB]	0
Full path type	EUT_SA_GEN_SIG
Full path name	EUT2.MP.SIG1/EUT2.SA/EUT2.GEN1/EUT2.GEN2/
Switch bits	00100010:00010001:00000000:00000001

Test at TX 5745 MHz

RESULT: Reference power cond.

DESCRIPTION	LOWER LIMIT	UPPER LIMIT	MEASURED	UNIT	VERDICT
Ref. power 1MHz/1MHz cond.	---	---	3.96	dBm	INFO
Ref. frequency	---	---	5752.390	MHz	INFO

Evaluation max. duty cycle

Duty cycle evaluation

DESCRIPTION	LOWER LIMIT	UPPER LIMIT	MEASURED	UNIT	VERDICT
Duty cycle min	---	---	0	dB	DC > 98% defined

Evaluation bandwidth

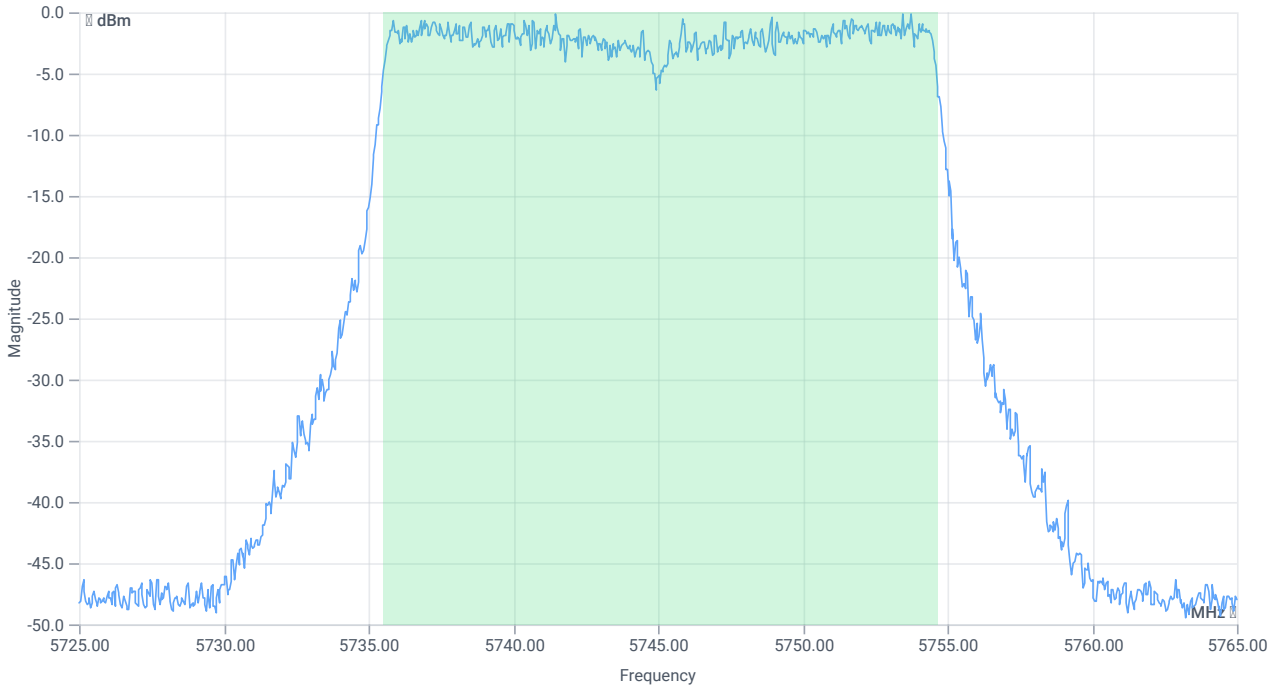

BW 99PCT

RESULT

DESCRIPTION	LOWER LIMIT	UPPER LIMIT	MEASURED	UNIT	VERDICT
Bandwidth 99%	---	---	19.141	MHz	INFO
T1 99%	---	---	5735.4895	MHz	INFO
T2 99%	---	---	5754.6304	MHz	INFO

Maximum Output Power

Antenna gain

Considered antenna gain [dBi]:	5.8 @ 5745 MHz

READ SA SETTINGS:

RefLevel [dBm] | RefLevelOffset [dB] | InpAtt [dB]	15.96 | 12.69 | 20
Start [MHz] | Stop [MHz]	5725.000 | 5765.000
RBW [MHz] | VBW [MHz]	1.000000 | 3.000000
Detector | TraceMode	RMS | MAXH
Sweep: time [ms] | count | points per Section | type	59600 | 1 | 161 | SWE

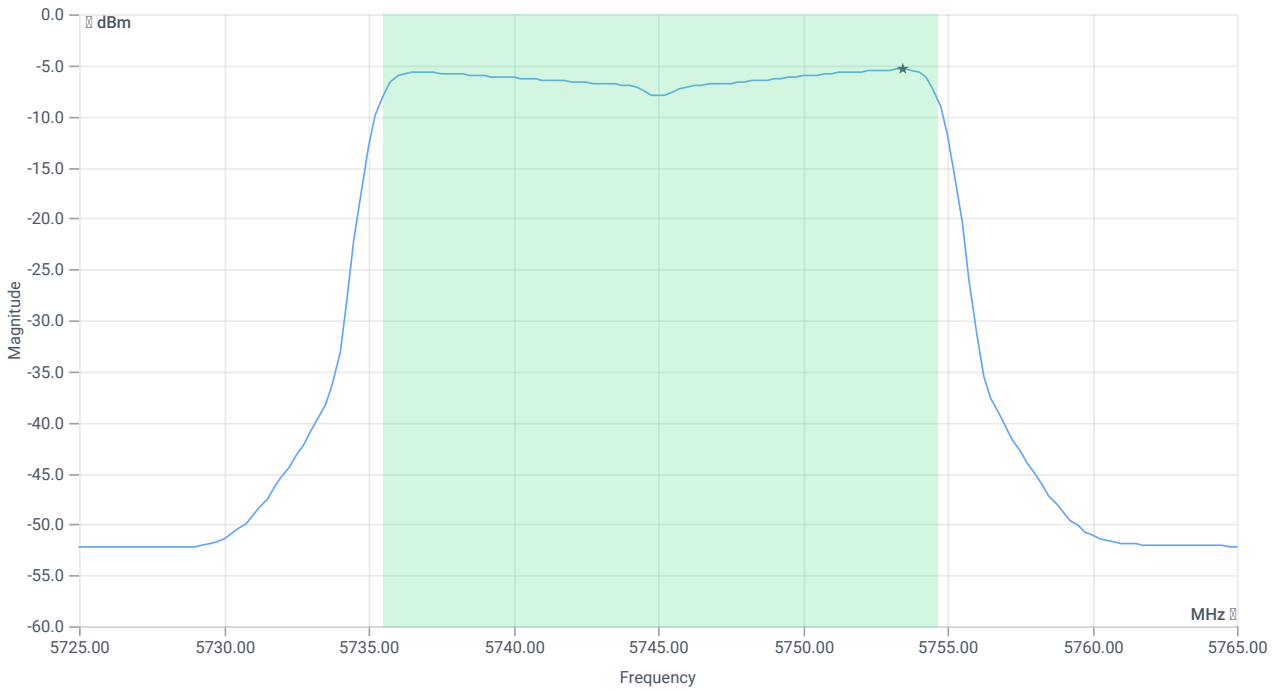

Max OP and PSD (without antenna gain)

RESULT

DESCRIPTION	LOWER LIMIT	UPPER LIMIT	MEASURED	UNIT	VERDICT
Max output power cond	---	---	6.22	dBm	INFO
Duty cycle correction	---	---	0	dB	INFO
LIMIT absolute cond					
Max output power DC corrected cond	---	30	6.22	dBm	PASS
Antenna gain applied			5.8	dBi	INFO
LIMIT absolute eirp (RSS-247 §6.2.4)					
Max output power DC corrected eirp	---	36	12.02	dBm	PASS

READ SA SETTINGS:

RefLevel [dBm] | RefLevelOffset [dB] | InpAtt [dB]	15.96 | 12.69 | 20
Start [MHz] | Stop [MHz]	5725.000 | 5765.000
RBW [MHz] | VBW [MHz]	0.500000 | 3.000000
Detector | TraceMode	RMS | MAXH
Sweep: time [ms] | count | points per Section | type	59600 | 1 | 161 | SWE

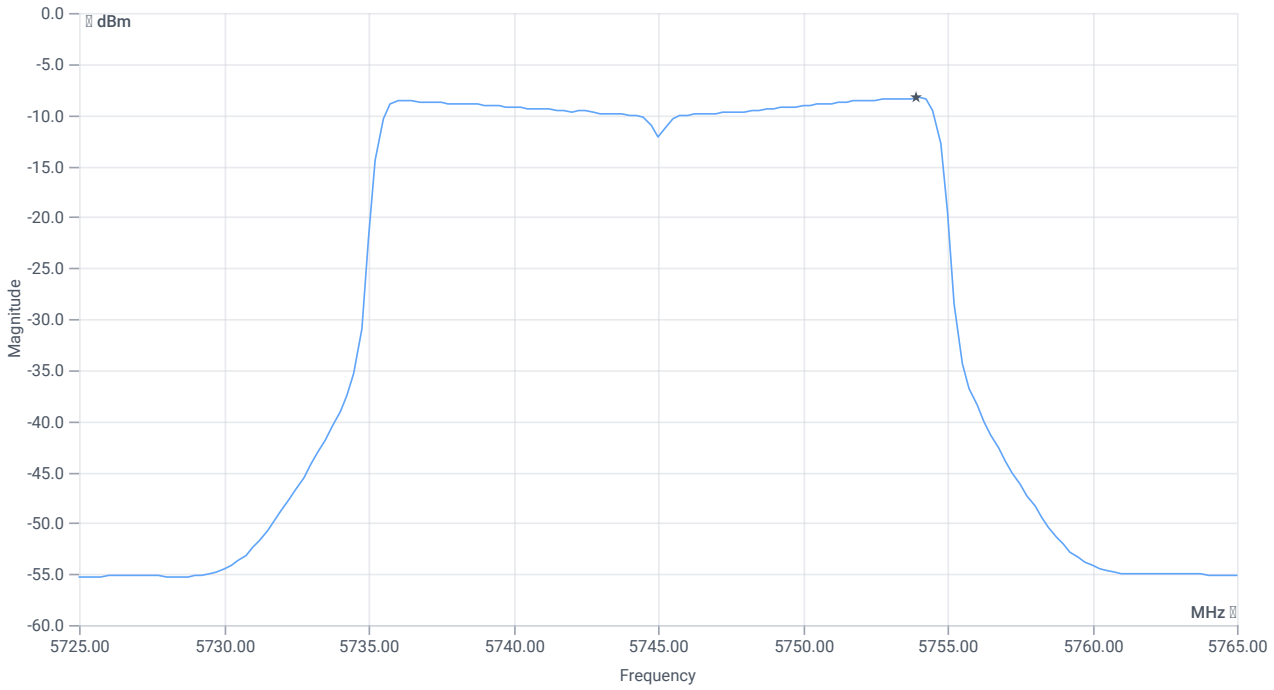

PSD UNII-3

RESULT

DESCRIPTION	LOWER LIMIT	UPPER LIMIT	MEASURED	UNIT	VERDICT
Power spectral density cond	---		-8.33	dBm/0.5MHz	INFO
Power spectral density DC corrected cond	---	30	-8.33	dBm/0.5MHz	PASS

Verdict
PASS

FCC 15.407 # Max output power and psd ~ WLAN5Gx ax-HE20 U-NII-3

References

TC start	02.06.2026 11:37:50
Ambit temp (test rack) [°C] | humidity [rel%]	24.8 | 48
System version	6.0.7.5
Standard | Version	FCC 15.407 | NI
Method	KDB789033 D02, F., E.2.e.
Description	FCC 15.407 Max Output Power & PSD - WLAN5Gx ax-HE20 U-NII-3
Information	

EUT Common Settings WLAN5Gx

Number of antenna ports	2
User Interaction	No
Device class U-NII-1 (FCC)	Client
Limit W52 japan	Standard
TPC supported	No
Vehicle use (ISED)	No

Equipment

Signal analyzer,Rohde&Schwarz,FSV-40,1307.9002K40/101042,3.71
Switch matrix,cetecom advanced GmbH,USM,B002,1.0.0

Test Parameter

Technology to test	WLAN5Gx ax-HE20
EUT port	EUT2
Temperature	nom
Voltage	nom
Frequency low to test	True | Freq [MHz] 5745
Frequency mid to test	False | Freq [MHz] 5785
Frequency high to test	False | Freq [MHz] 5825
Auto control enabled power supply | Climatic Box	No | No
Additional path loss [dB]	0
Full path type	EUT_SA_GEN_SIG
Full path name	EUT2.MP.SIG1/EUT2.SA/EUT2.GEN1/EUT2.GEN2/
Switch bits	00100010:00010001:00000000:00000001

Test at TX 5745 MHz

RESULT: Reference power cond.

DESCRIPTION	LOWER LIMIT	UPPER LIMIT	MEASURED	UNIT	VERDICT
Ref. power 1MHz/1MHz cond.	---	---	4.70	dBm	INFO
Ref. frequency	---	---	5740.600	MHz	INFO

Evaluation max. duty cycle

Duty cycle evaluation

DESCRIPTION	LOWER LIMIT	UPPER LIMIT	MEASURED	UNIT	VERDICT
Duty cycle min	---	---	0	dB	DC > 98% defined

Evaluation bandwidth

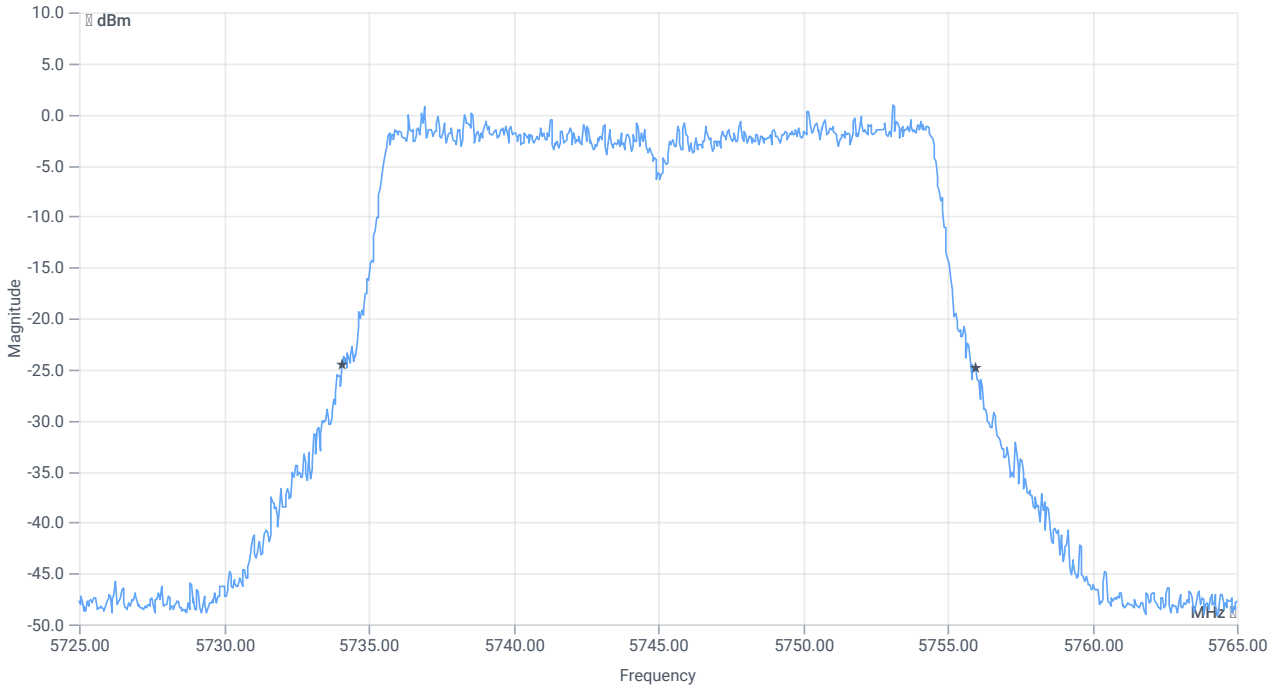

BW 26dB

RESULT

DESCRIPTION	LOWER LIMIT	UPPER LIMIT	MEASURED	UNIT	VERDICT
Bandwidth 26dB	---	---	21.88	MHz	INFO
T1 26dB	---	---	5734.0800	MHz	INFO
T2 26dB	---	---	5755.9600	MHz	INFO

Maximum Output Power

READ SA SETTINGS:

RefLevel [dBm] | RefLevelOffset [dB] | InpAtt [dB]	16.70 | 12.69 | 20
Start [MHz] | Stop [MHz]	5725.000 | 5765.000
RBW [MHz] | VBW [MHz]	1.000000 | 3.000000
Detector | TraceMode	RMS | MAXH
Sweep: time [ms] | count | points per Section | type	59600 | 1 | 161 | SWE

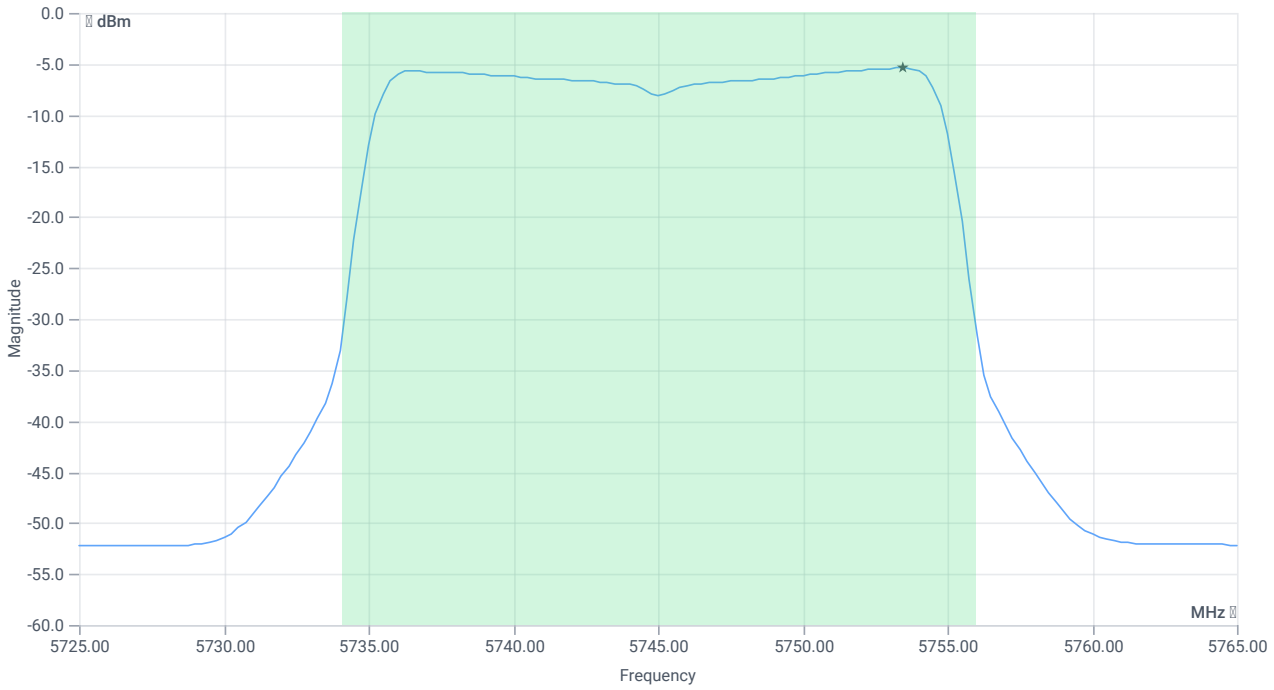

Max OP and PSD

RESULT

CONDUCTED LIMITS FOR MAX ANTENNA GAIN OF 6 D BI					
Description	Lower Limit	Upper Limit	Measured	Unit	Verdict
Max output power cond	---	---	6.3	dBm	INFO
Duty cycle correction	---	---	0	dB	INFO
LIMIT absolute:					
Max output power DC corrected cond	---	30	6.3	dBm	PASS
LIMIT: 11 dBm + 10 log 21.88					
Max output power DC corrected cond	---	24.4	6.3	dBm	na

Power Spectral Density U-NII-3

READ SA SETTINGS:

RefLevel [dBm] | RefLevelOffset [dB] | InpAtt [dB]	16.70 | 12.69 | 20

READ SA SETTINGS:

Start [MHz] | Stop [MHz]	5725.000 | 5765.000
RBW [MHz] | VBW [MHz]	0.500000 | 3.000000
Detector | TraceMode	RMS | MAXH
Sweep: time [ms] | count | points per Section | type	59600 | 1 | 161 | SWE

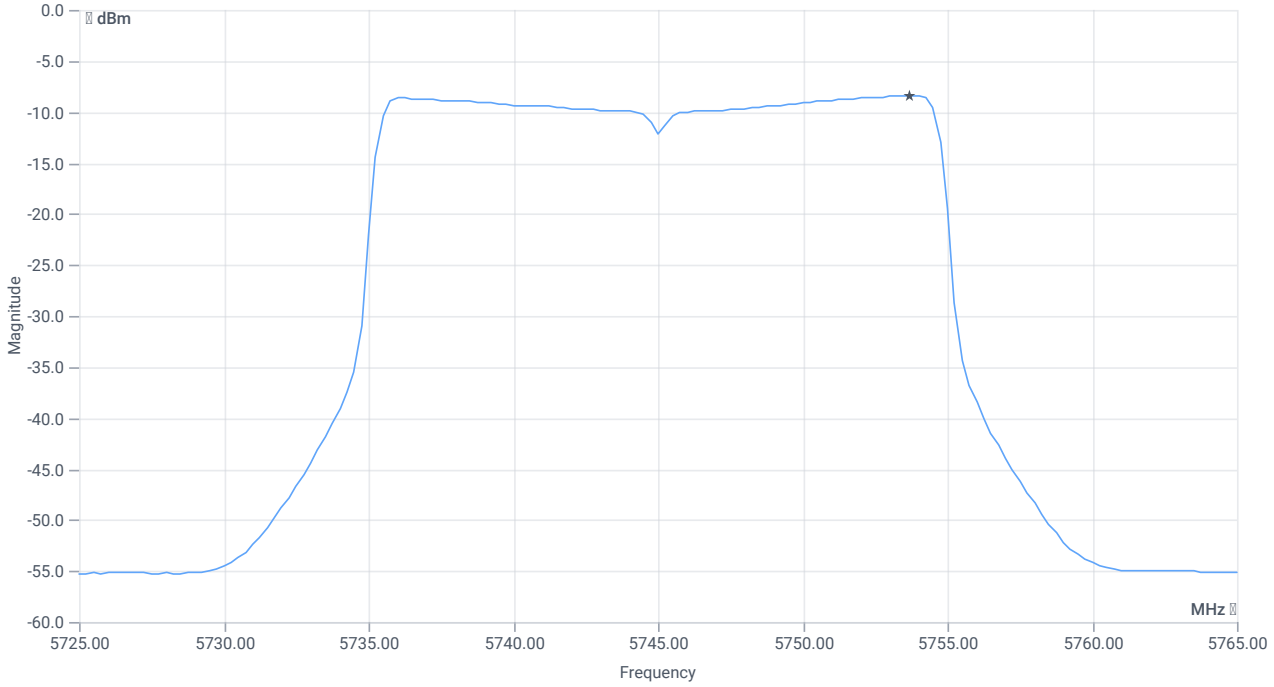

PSD UNII-3

RESULT

CONDUCTED LIMITS FOR MAX ANTENNA GAIN OF 6 D BI					
Description	Lower Limit	Upper Limit	Measured	Unit	Verdict
Power spectral density cond	---	---	-8.39	dBm/0.5MHz	INFO
Duty cycle correction	---	---	0	dB	INFO
Power spectral density DC corrected cond	---	30	-8.39	dBm/0.5MHz	PASS

Verdict
PASS

NA # Peak output power 3MHz/3MHz ~ WLAN5Gx ax-HE20 U-NII-3

References

TC start	02.06.2026 11:37:23
Ambit temp (test rack) [°C] | humidity [rel%]	24.8 | 48
System version	6.0.7.5
Standard | Version	NA | NI
Method	
Description	Peak OP 3MHz/3MHz - WLAN5Gx ax-HE20 U-NII-3
Information	

EUT Common Settings WLAN5Gx

Number of antenna ports	2
User Interaction	No
Device class U-NII-1 (FCC)	Client
Limit W52 japan	Standard
TPC supported	No
Vehicle use (ISED)	No

Equipment

Signal analyzer,Rohde&Schwarz,FSV-40,1307.9002K40/101042,3.71
Switch matrix,cetecom advanced GmbH,USM,B002,1.0.0

Test Parameter

Technology to test	WLAN5Gx ax-HE20
EUT port	EUT2
Temperature	nom
Voltage	nom
Frequency low to test	True | Freq [MHz] 5745
Frequency mid to test	False | Freq [MHz] 5785
Frequency high to test	False | Freq [MHz] 5825
Auto control enabled power supply | Climatic Box	No | No
Additional path loss [dB]	0
Full path type	EUT_SA_GEN_SIG
Full path name	EUT2.MP.SIG1/EUT2.SA/EUT2.GEN1/EUT2.GEN2/
Switch bits	00100010:00010001:00000000:00000001

Test at TX 5745 MHz

RESULT: Reference power cond.

DESCRIPTION	LOWER LIMIT	UPPER LIMIT	MEASURED	UNIT	VERDICT
Ref. power 1MHz/1MHz cond.	---	---	3.97	dBm	INFO
Ref. frequency	---	---	5750.390	MHz	INFO

READ SA SETTINGS:

RefLevel [dBm] | RefLevelOffset [dB] | InpAtt [dB]	15.97 | 12.69 | 20
Start [MHz] | Stop [MHz]	5720.000 | 5770.000
RBW [MHz] | VBW [MHz]	3.000000 | 3.000000
Detector | TraceMode	POS | MAXH
Sweep: time [ms] | count | points per Section | type	300 | 20 | 1001 | SWE

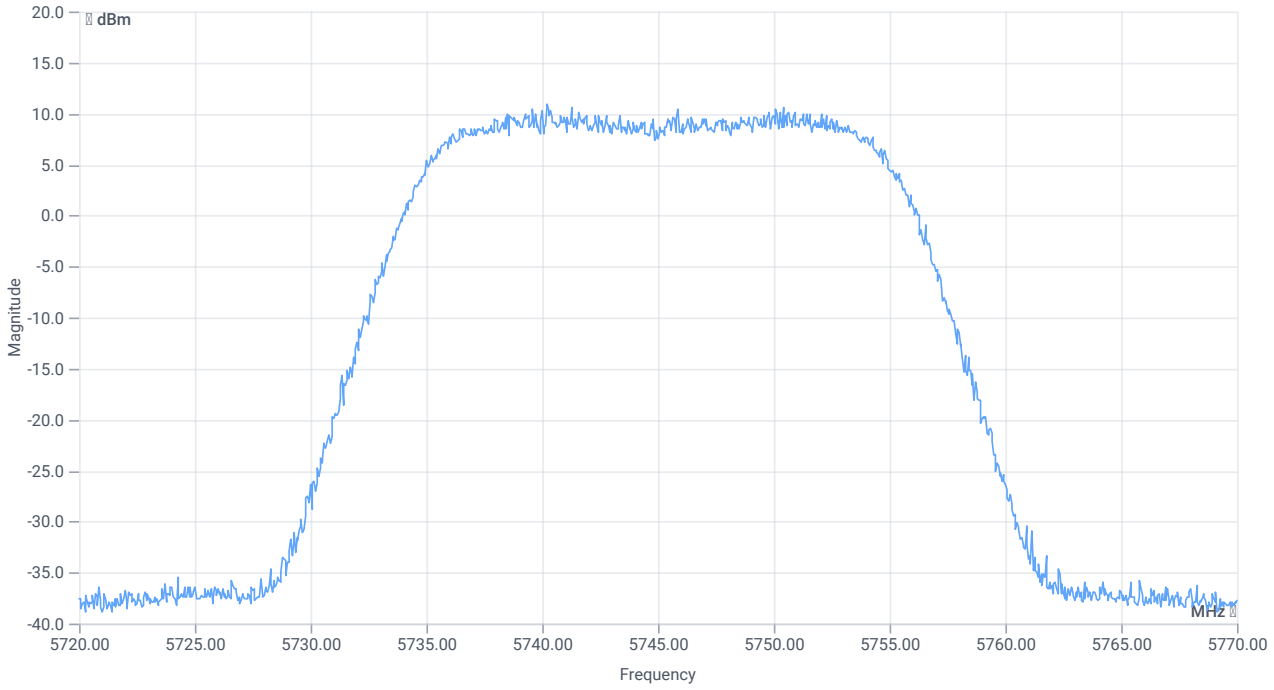

Peak output power

RESULT

DESCRIPTION	LOWER LIMIT	UPPER LIMIT	MEASURED	UNIT	VERDICT
Peak Power	---	---	10.99	dBm	INFO
Peak Power	---	---	12.5603	mW	INFO
Frequency at Peak	---	---	5740.205	MHz	INFO

Verdict
PASS

NA # Message with SA scan ~

References

TC start	02.06.2026 11:36:56
Ambit temp (test rack) [°C] | humidity [rel%]	24.8 | 48
System version	6.0.7.5
Standard | Version	NA | NI
Method	
Description	Message with SA Scan ax-HE20 U-NII-3
Information	

Equipment

Signal analyzer,Rohde&Schwarz,FSV-40,1307.9002K40/101042,3.71
Switch matrix,cetecom advanced GmbH,USM,B002,1.0.0

Test Parameter

Full path type	EUT_SA_GEN_SIG
Full path name	EUT2.MP.SIG1/EUT2.SA/EUT2.GEN1/EUT2.GEN2/
Switch bits	00100010:00010001:00000000:00000001
Message start	02.06.2026 11:36:59
Message	set WLAN5Gx to ax-HE20 U-NII-3, Frequency [MHz] 5745 , Information:

Verdict
INFO

FCC 15.407, ISED RSS247 # Emission mask (eirp) ~ WLAN5Gx ax-HE20 U-NII-3

References

TC start	02.06.2026 11:31:18
Ambit temp (test rack) [°C] | humidity [rel%]	24.8 | 48
System version	6.0.7.5
Standard | Version	FCC 15.407, ISED RSS247 | NI
Method	NI
Description	FCC 15.407 Emission mask - WLAN5Gx ax-HE20 U-NII-3
Information	

EUT Common Settings WLAN5Gx

Number of antenna ports	2
User Interaction	No
Device class U-NII-1 (FCC)	Client
Limit W52 japan	Standard
TPC supported	No
Vehicle use (ISED)	No

Equipment

Signal analyzer,Rohde&Schwarz,FSV-40,1307.9002K40/101042,3.71
Switch matrix,cetecom advanced GmbH,USM,B002,1.0.0

Test Parameter

Technology to test	WLAN5Gx ax-HE20
EUT port	EUT1
Temperature	nom
Voltage	nom
Frequency low to test	False | Freq [MHz] 5745
Frequency mid to test	False | Freq [MHz] 5785
Frequency high to test	True | Freq [MHz] 5825
Auto control enabled power supply | Climatic Box	No | No
Additional path loss [dB]	0
Full path type	EUT_SA_GEN_SIG
Full path name	EUT1.MP.SIG1/EUT1.SA/EUT1.GEN1/EUT1.GEN2/
Switch bits	00010001:00010001:00000000:00000001

Test at TX 5825 MHz

Number of antenna ports: 2

reduction of limit due to number of antenna ports [dB]: 3

RESULT: Reference power cond.

DESCRIPTION	LOWER LIMIT	UPPER LIMIT	MEASURED	UNIT	VERDICT
Ref. power 1MHz/1MHz cond.	---	---	5.16	dBm	INFO
Ref. frequency	---	---	5819.010	MHz	INFO

Antenna gain

Considered antenna gain [dBi]:	6.06 / max found in range 5625 to 5950 MHz

READ SA SETTINGS:

RefLevel [dBm] | RefLevelOffset [dB] | InpAtt [dB]	8.16 | 13.38 | 10
Start [MHz] | Stop [MHz]	5625.000 | 5950.000
RBW [MHz] | VBW [MHz]	1.000000 | 3.000000
Detector | TraceMode	POS | MAXH
Sweep: time [ms] | count | points per Section | type	1 | 2500 | 1001 | SWE

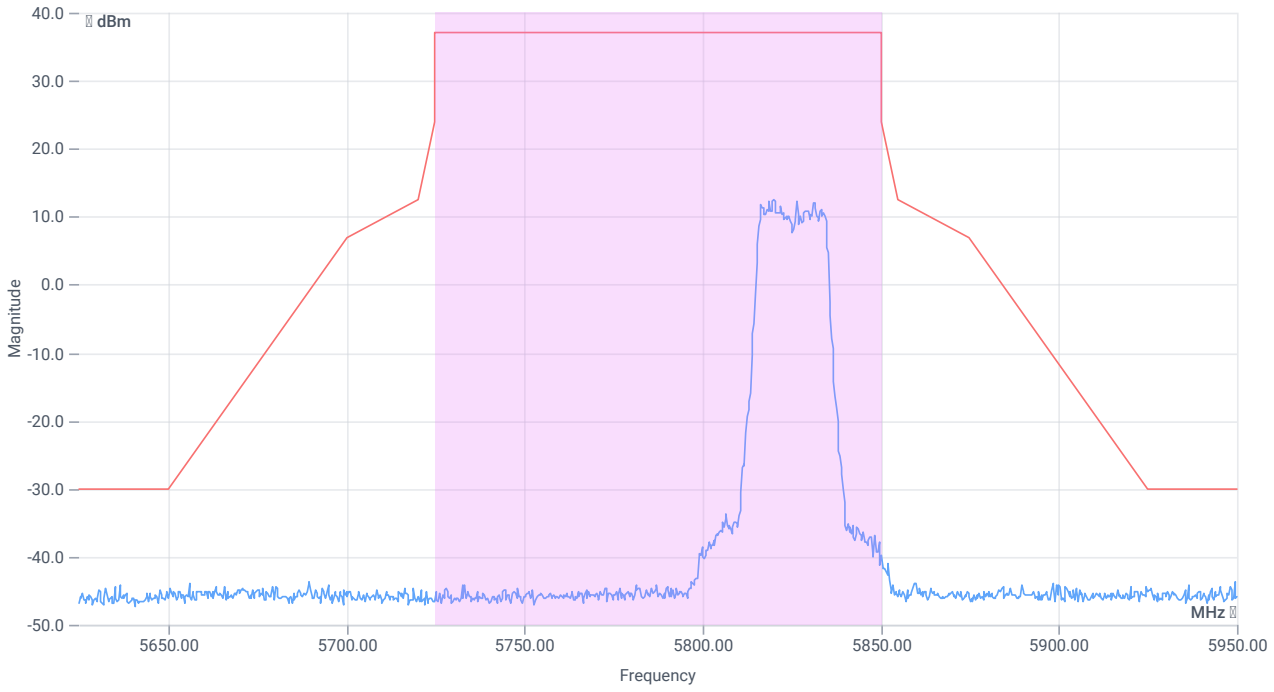

Emission Mask (e.i.r.p)

RESULT

DESCRIPTION	LOWER LIMIT	UPPER LIMIT	MEASURED	UNIT	VERDICT

Verdict
PASS

FCC 15.407, ISED RSS247 # Minimum emission bandwidth ~ WLAN5Gx ax-HE20 U-NII-3

References

TC start	02.06.2026 11:30:42
Ambit temp (test rack) [°C] | humidity [rel%]	24.8 | 48
System version	6.0.7.5
Standard | Version	FCC 15.407, ISED RSS247 | NI
Method	KDB789033 D02, C.2.
Description	FCC 15.407 Min Emission Bandwidth - WLAN5Gx ax-HE20 U-NII-3
Information	

EUT Common Settings WLAN5Gx

Number of antenna ports	2
User Interaction	No
Device class U-NII-1 (FCC)	Client
Limit W52 japan	Standard
TPC supported	No
Vehicle use (ISED)	No

Equipment

Signal analyzer,Rohde&Schwarz,FSV-40,1307.9002K40/101042,3.71
Switch matrix,cetecom advanced GmbH,USM,B002,1.0.0

Test Parameter

Technology to test	WLAN5Gx ax-HE20
EUT port	EUT1
Temperature	nom
Voltage	nom
Frequency low to test	False | Freq [MHz] 5745
Frequency mid to test	False | Freq [MHz] 5785
Frequency high to test	True | Freq [MHz] 5825
Auto control enabled power supply | Climatic Box	No | No
Additional path loss [dB]	0
Full path type	EUT_SA_GEN_SIG
Full path name	EUT1.MP.SIG1/EUT1.SA/EUT1.GEN1/EUT1.GEN2/
Switch bits	00010001:00010001:00000000:00000001

Test at TX 5825 MHz

RESULT: Reference power cond.

DESCRIPTION	LOWER LIMIT	UPPER LIMIT	MEASURED	UNIT	VERDICT
Ref. power 1MHz/1MHz cond.	---	---	4.46	dBm	INFO
Ref. frequency	---	---	5819.410	MHz	INFO

READ SA SETTINGS:

RefLevel [dBm] | RefLevelOffset [dB] | InpAtt [dB]	16.46 | 13.38 | 20
Start [MHz] | Stop [MHz]	5800.000 | 5850.000
RBW [MHz] | VBW [MHz]	0.100000 | 0.300000
Detector | TraceMode	POS | MAXH
Sweep: time [ms] | count | points per Section | type	2 | 1500 | 1001 | SWE

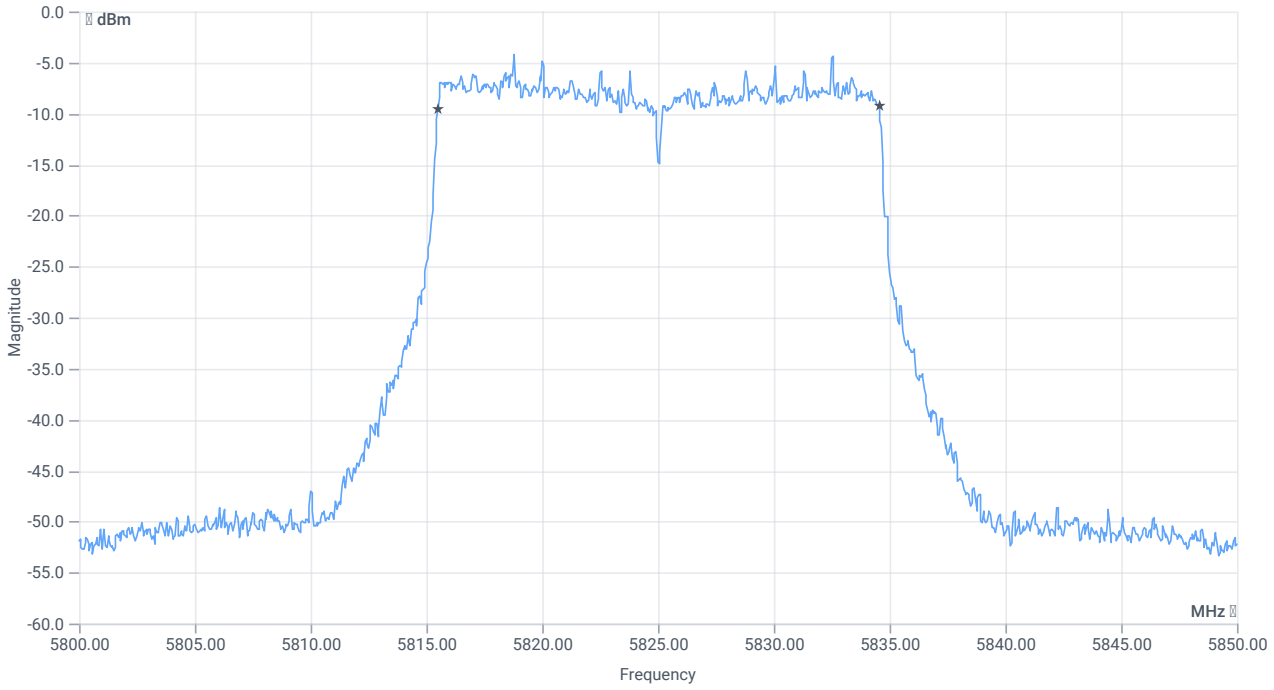

BW 6dB

RESULT

DESCRIPTION	LOWER LIMIT	UPPER LIMIT	MEASURED	UNIT	VERDICT
Bandwidth (6dB)	0.500	---	19.05	MHz	PASS

Verdict
PASS

FCC 15.407, ISED RSS247 # Bandwidths 99PCT and 26dB (UNII-3 20dB) ~ WLAN5Gx ax-HE20 U-NII-3

References

TC start	02.06.2026 11:30:04
Ambit temp (test rack) [°C] | humidity [rel%]	24.8 | 48
System version	6.0.7.5
Standard | Version	FCC 15.407, ISED RSS247 | NI
Method	26dB Bandwidth KDB789033 D02, C.1 / ISED RSS-GEN
Description	FCC 15.407 Bandwidths - WLAN5Gx ax-HE20 U-NII-3
Information	

EUT Common Settings WLAN5Gx

Number of antenna ports	2
User Interaction	No
Device class U-NII-1 (FCC)	Client
Limit W52 japan	Standard
TPC supported	No
Vehicle use (ISED)	No

Equipment

Signal analyzer,Rohde&Schwarz,FSV-40,1307.9002K40/101042,3.71
Switch matrix,cetecom advanced GmbH,USM,B002,1.0.0

Test Parameter

Technology to test	WLAN5Gx ax-HE20
EUT port	EUT1
Temperature	nom
Voltage	nom
Frequency low to test	False | Freq [MHz] 5745
Frequency mid to test	False | Freq [MHz] 5785
Frequency high to test	True | Freq [MHz] 5825
Auto control enabled power supply | Climatic Box	No | No
Additional path loss [dB]	0
Full path type	EUT_SA_GEN_SIG
Full path name	EUT1.MP.SIG1/EUT1.SA/EUT1.GEN1/EUT1.GEN2/
Switch bits	00010001:00010001:00000000:00000001

Test at TX 5825 MHz

RESULT: Reference power cond.

DESCRIPTION	LOWER LIMIT	UPPER LIMIT	MEASURED	UNIT	VERDICT
Ref. power 1MHz/1MHz cond.	---	---	5.54	dBm	INFO
Ref. frequency	---	---	5828.200	MHz	INFO

READ SA SETTINGS:

RefLevel [dBm] | RefLevelOffset [dB] | InpAtt [dB]	13.54 | 13.38 | 20
Start [MHz] | Stop [MHz]	5800.000 | 5850.000
RBW [MHz] | VBW [MHz]	0.300000 | 1.000000
Detector | TraceMode	POS | MAXH
Sweep: time [ms] | count | points per Section | type	1 | 2500 | 1001 | SWE

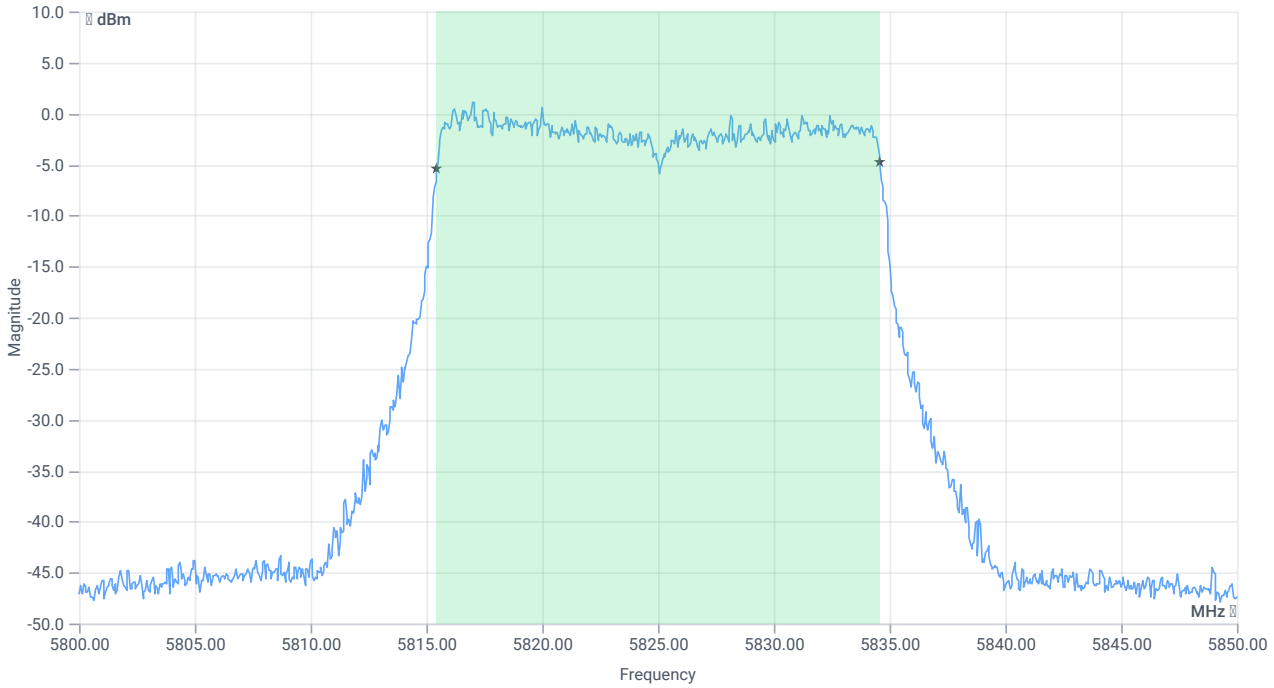

BW 99PCT

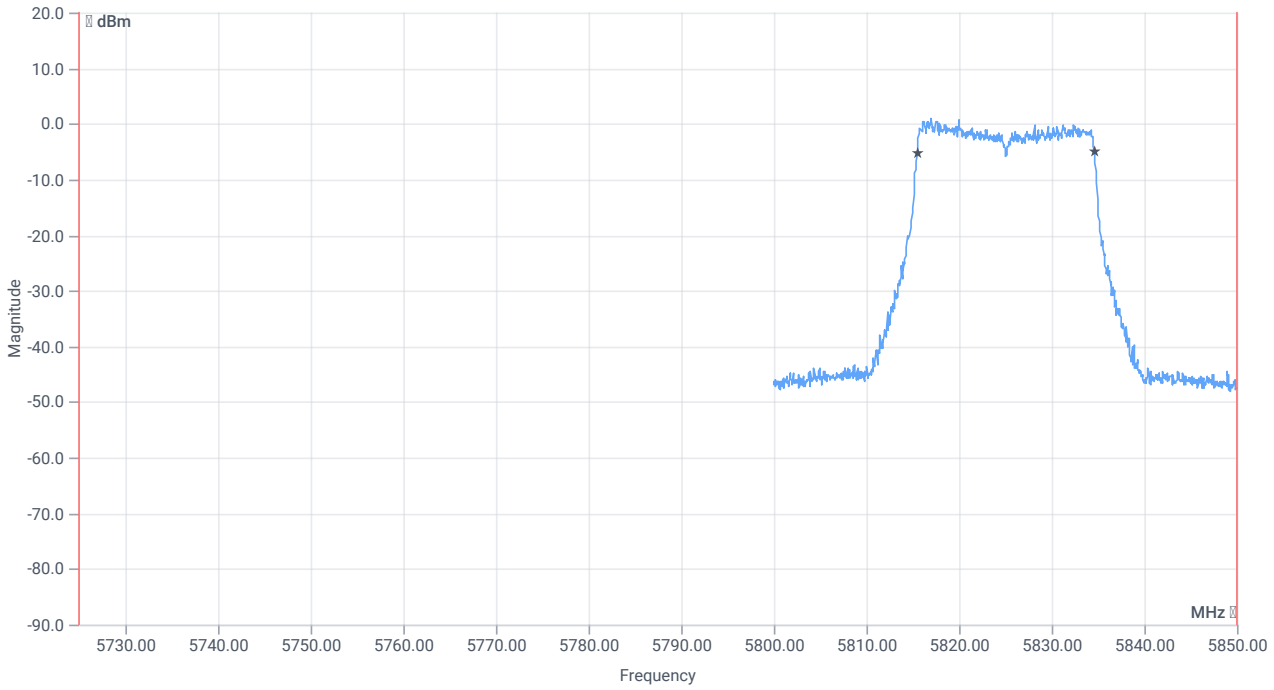

BW within band 99PCT

RESULT

DESCRIPTION	LOWER LIMIT	UPPER LIMIT	MEASURED	UNIT	VERDICT
Bandwidth 99%	---	---	19.131	MHz	INFO
T1 99%	5725.000000	---	5815.4595	MHz	PASS
T2 99%	---	5850.000000	5834.5904	MHz	PASS since U-NII-4 is supported

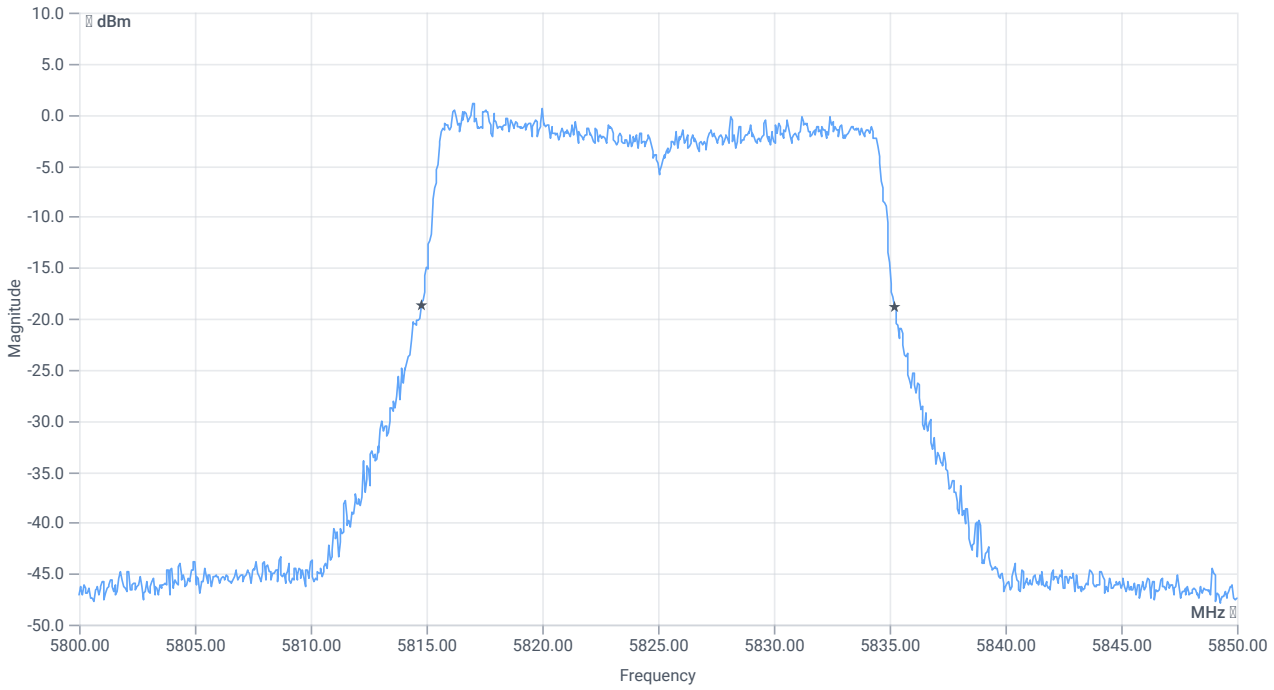

BW 20dB

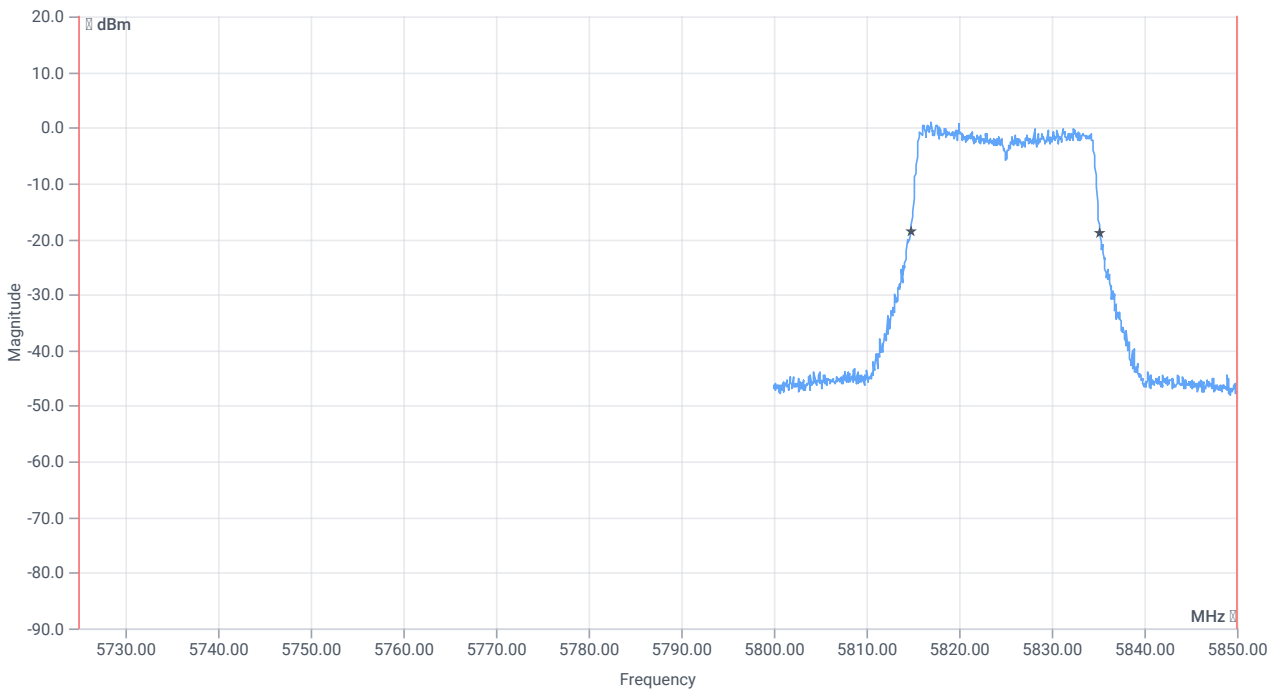

BW within band 20dB

RESULT

DESCRIPTION	LOWER LIMIT	UPPER LIMIT	MEASURED	UNIT	VERDICT
Bandwidth 20dB	---	---	20.45	MHz	INFO
T1 20dB	5725.000000	---	5814.7500	MHz	PASS

RESULT

DESCRIPTION	LOWER LIMIT	UPPER LIMIT	MEASURED	UNIT	VERDICT
T2 20dB	---	5850.000000	5835.2000	MHz	PASS since U-NII-4 is supported

Verdict
PASS

ISED RSS247 # Max output power and psd ~ WLAN5Gx ax-HE20 U-NII-3

References

TC start	02.06.2026 11:27:29
Ambit temp (test rack) [°C] | humidity [rel%]	24.8 | 48
System version	6.0.7.5
Standard | Version	ISED RSS247 | NI
Method	
Description	ISED Max Output Power & PSD - WLAN5Gx ax-HE20 U-NII-3
Information	

EUT Common Settings WLAN5Gx

Number of antenna ports	2
User Interaction	No
Device class U-NII-1 (FCC)	Client
Limit W52 japan	Standard
TPC supported	No
Vehicle use (ISED)	No

Equipment

Signal analyzer,Rohde&Schwarz,FSV-40,1307.9002K40/101042,3.71
Switch matrix,cetecom advanced GmbH,USM,B002,1.0.0

Test Parameter

Technology to test	WLAN5Gx ax-HE20
EUT port	EUT1
Temperature	nom
Voltage	nom
Frequency low to test	False | Freq [MHz] 5745
Frequency mid to test	False | Freq [MHz] 5785
Frequency high to test	True | Freq [MHz] 5825
Auto control enabled power supply | Climatic Box	No | No
Additional path loss [dB]	0
Full path type	EUT_SA_GEN_SIG
Full path name	EUT1.MP.SIG1/EUT1.SA/EUT1.GEN1/EUT1.GEN2/
Switch bits	00010001:00010001:00000000:00000001

Test at TX 5825 MHz

RESULT: Reference power cond.

DESCRIPTION	LOWER LIMIT	UPPER LIMIT	MEASURED	UNIT	VERDICT
Ref. power 1MHz/1MHz cond.	---	---	5.00	dBm	INFO
Ref. frequency	---	---	5817.610	MHz	INFO

Evaluation max. duty cycle

Duty cycle evaluation

DESCRIPTION	LOWER LIMIT	UPPER LIMIT	MEASURED	UNIT	VERDICT
Duty cycle min	---	---	0	dB	DC > 98% defined

Evaluation bandwidth

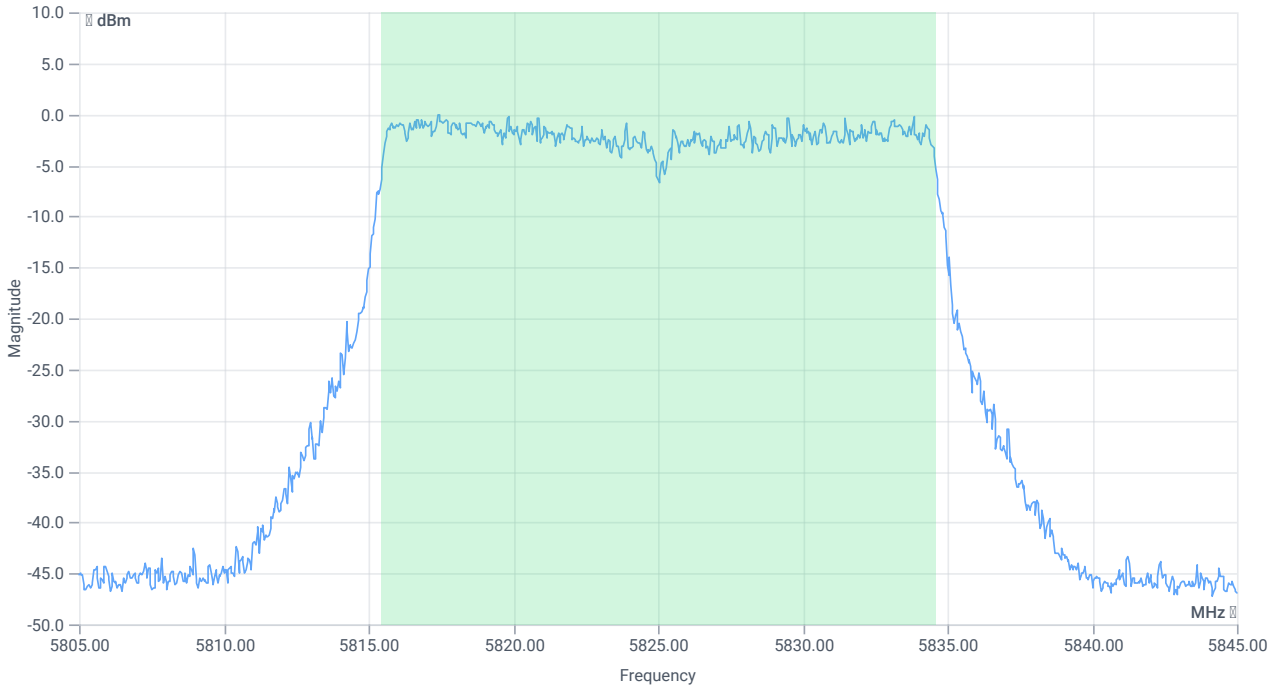

BW 99PCT

RESULT

DESCRIPTION	LOWER LIMIT	UPPER LIMIT	MEASURED	UNIT	VERDICT
Bandwidth 99%	---	---	19.141	MHz	INFO
T1 99%	---	---	5815.4496	MHz	INFO
T2 99%	---	---	5834.5904	MHz	INFO

Maximum Output Power

Antenna gain

Considered antenna gain [dBi]:	5.8 @ 5825 MHz

READ SA SETTINGS:

RefLevel [dBm] | RefLevelOffset [dB] | InpAtt [dB]	17.00 | 13.38 | 20
Start [MHz] | Stop [MHz]	5805.000 | 5845.000
RBW [MHz] | VBW [MHz]	1.000000 | 3.000000
Detector | TraceMode	RMS | MAXH
Sweep: time [ms] | count | points per Section | type	59600 | 1 | 161 | SWE

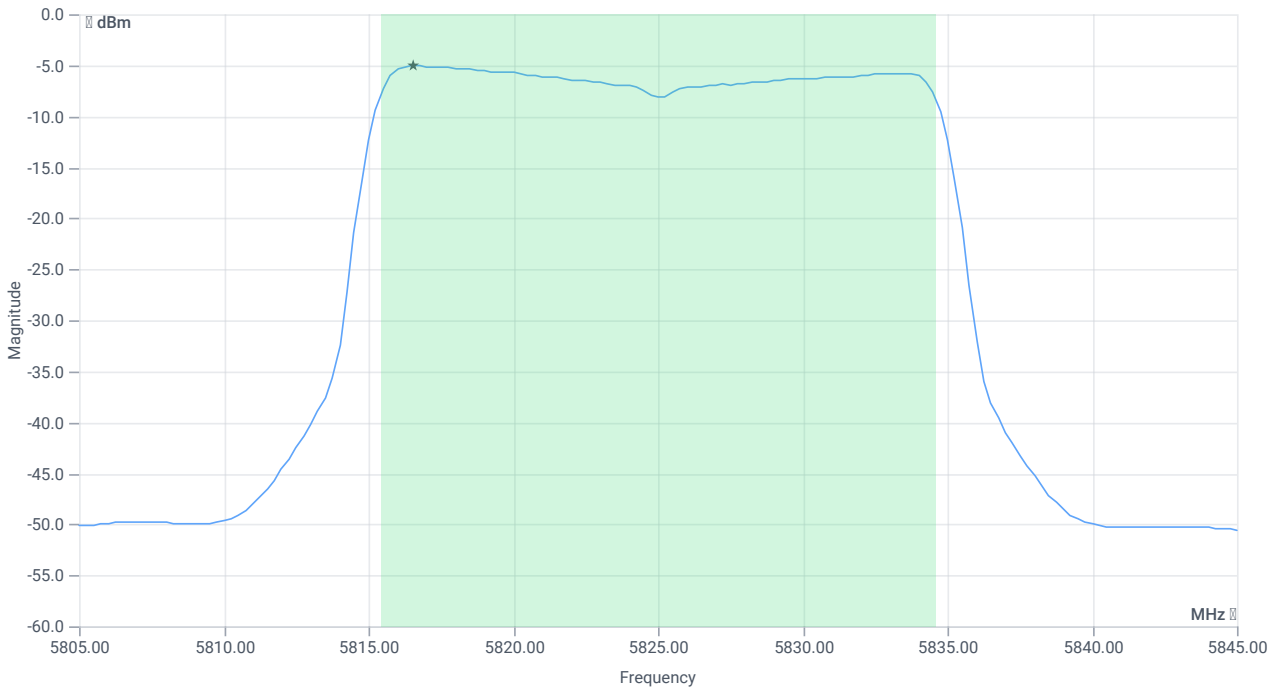

Max OP and PSD (without antenna gain)

RESULT

DESCRIPTION	LOWER LIMIT	UPPER LIMIT	MEASURED	UNIT	VERDICT
Max output power cond	---	---	6.28	dBm	INFO
Duty cycle correction	---	---	0	dB	INFO
LIMIT absolute cond					
Max output power DC corrected cond	---	30	6.28	dBm	PASS
Antenna gain applied			5.8	dBi	INFO
LIMIT absolute eirp (RSS-247 §6.2.4)					
Max output power DC corrected eirp	---	36	12.08	dBm	PASS

READ SA SETTINGS:

RefLevel [dBm] | RefLevelOffset [dB] | InpAtt [dB]	17.00 | 13.38 | 20
Start [MHz] | Stop [MHz]	5805.000 | 5845.000
RBW [MHz] | VBW [MHz]	0.500000 | 3.000000
Detector | TraceMode	RMS | MAXH
Sweep: time [ms] | count | points per Section | type	59600 | 1 | 161 | SWE

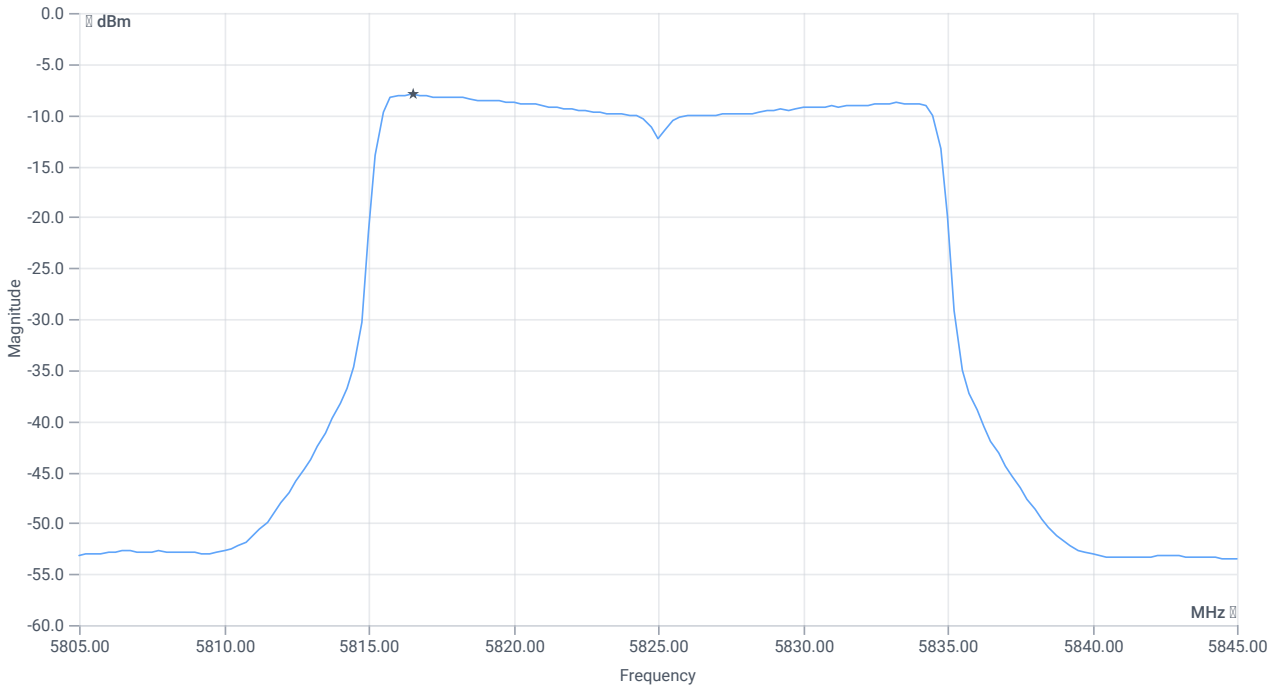

PSD UNII-3

RESULT

DESCRIPTION	LOWER LIMIT	UPPER LIMIT	MEASURED	UNIT	VERDICT
Power spectral density cond	---		-8.02	dBm/0.5MHz	INFO
Power spectral density DC corrected cond	---	30	-8.02	dBm/0.5MHz	PASS

Verdict
PASS

FCC 15.407 # Max output power and psd ~ WLAN5Gx ax-HE20 U-NII-3

References

TC start	02.06.2026 11:24:51
Ambit temp (test rack) [°C] | humidity [rel%]	24.8 | 48
System version	6.0.7.5
Standard | Version	FCC 15.407 | NI
Method	KDB789033 D02, F., E.2.e.
Description	FCC 15.407 Max Output Power & PSD - WLAN5Gx ax-HE20 U-NII-3
Information	

EUT Common Settings WLAN5Gx

Number of antenna ports	2
User Interaction	No
Device class U-NII-1 (FCC)	Client
Limit W52 japan	Standard
TPC supported	No
Vehicle use (ISED)	No

Equipment

Signal analyzer,Rohde&Schwarz,FSV-40,1307.9002K40/101042,3.71
Switch matrix,cetecom advanced GmbH,USM,B002,1.0.0

Test Parameter

Technology to test	WLAN5Gx ax-HE20
EUT port	EUT1
Temperature	nom
Voltage	nom
Frequency low to test	False | Freq [MHz] 5745
Frequency mid to test	False | Freq [MHz] 5785
Frequency high to test	True | Freq [MHz] 5825
Auto control enabled power supply | Climatic Box	No | No
Additional path loss [dB]	0
Full path type	EUT_SA_GEN_SIG
Full path name	EUT1.MP.SIG1/EUT1.SA/EUT1.GEN1/EUT1.GEN2/
Switch bits	00010001:00010001:00000000:00000001

Test at TX 5825 MHz

RESULT: Reference power cond.

DESCRIPTION	LOWER LIMIT	UPPER LIMIT	MEASURED	UNIT	VERDICT
Ref. power 1MHz/1MHz cond.	---	---	4.33	dBm	INFO
Ref. frequency	---	---	5817.010	MHz	INFO

Evaluation max. duty cycle

Duty cycle evaluation

DESCRIPTION	LOWER LIMIT	UPPER LIMIT	MEASURED	UNIT	VERDICT
Duty cycle min	---	---	0	dB	DC > 98% defined

Evaluation bandwidth

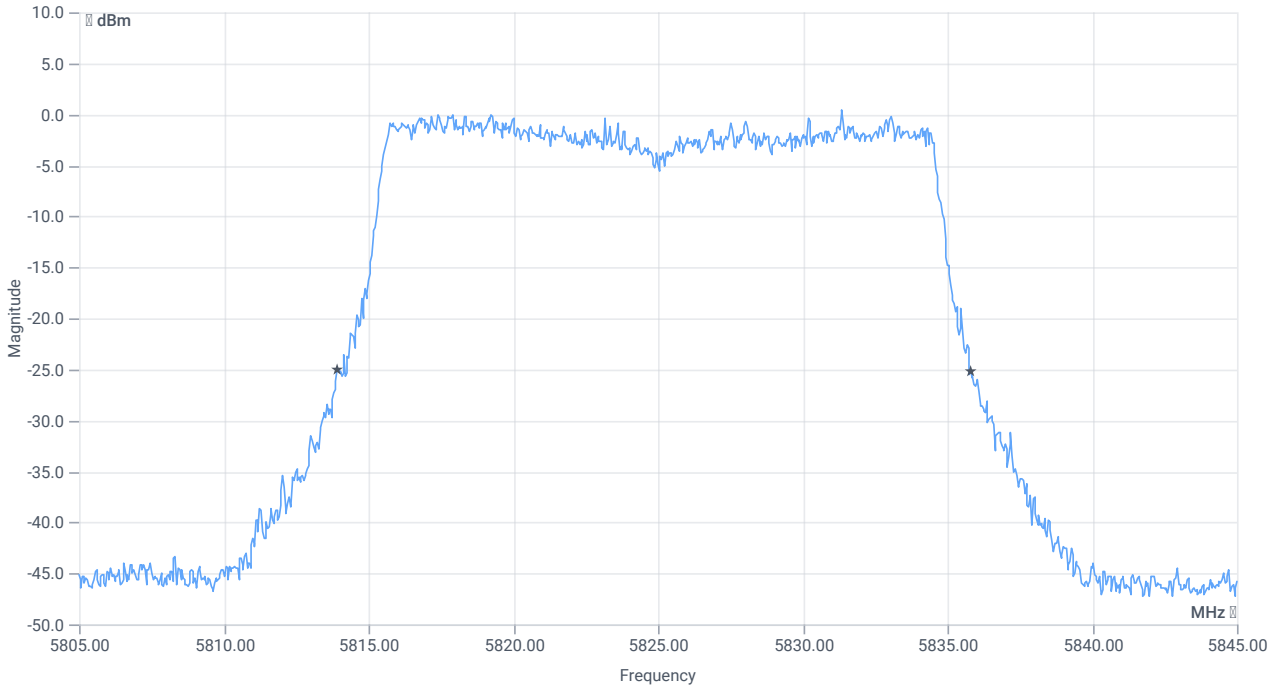

BW 26dB

RESULT

DESCRIPTION	LOWER LIMIT	UPPER LIMIT	MEASURED	UNIT	VERDICT
Bandwidth 26dB	---	---	21.88	MHz	INFO
T1 26dB	---	---	5813.9200	MHz	INFO
T2 26dB	---	---	5835.8000	MHz	INFO

Maximum Output Power

READ SA SETTINGS:

RefLevel [dBm] | RefLevelOffset [dB] | InpAtt [dB]	16.33 | 13.38 | 20
Start [MHz] | Stop [MHz]	5805.000 | 5845.000
RBW [MHz] | VBW [MHz]	1.000000 | 3.000000
Detector | TraceMode	RMS | MAXH
Sweep: time [ms] | count | points per Section | type	59600 | 1 | 161 | SWE

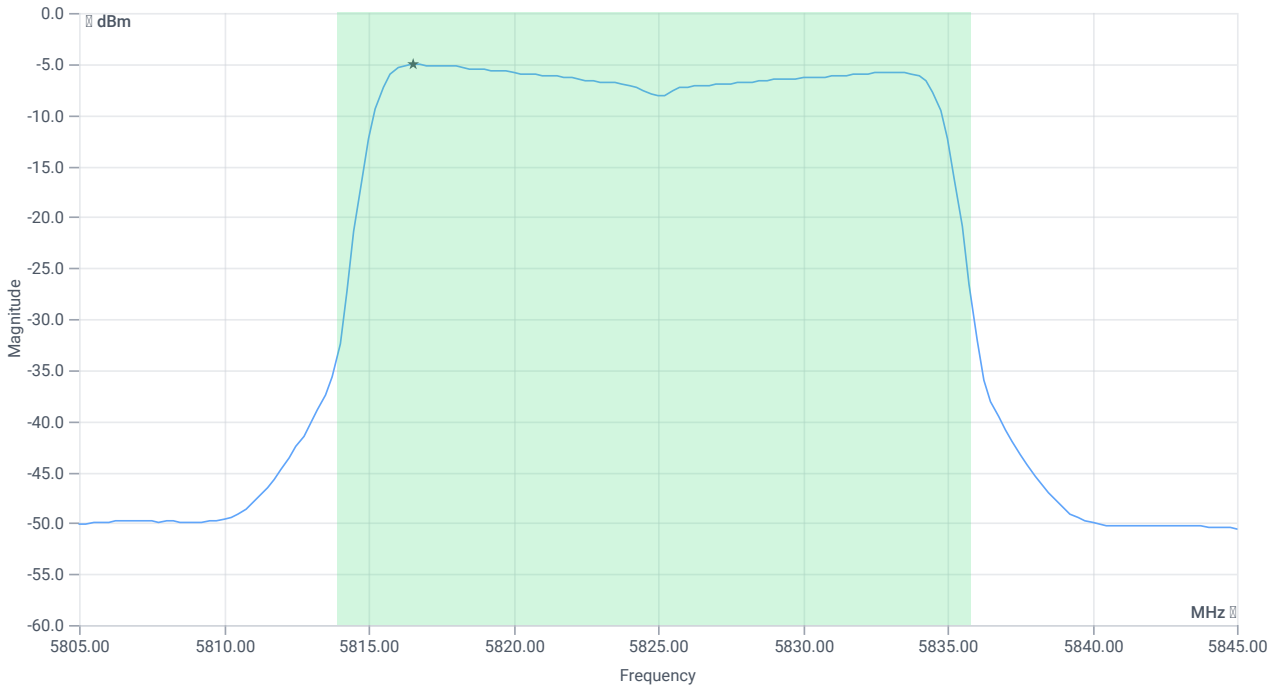

Max OP and PSD

RESULT

CONDUCTED LIMITS FOR MAX ANTENNA GAIN OF 6 D BI					
Description	Lower Limit	Upper Limit	Measured	Unit	Verdict
Max output power cond	---	---	6.35	dBm	INFO
Duty cycle correction	---	---	0	dB	INFO
LIMIT absolute:					
Max output power DC corrected cond	---	30	6.35	dBm	PASS
LIMIT: 11 dBm + 10 log 21.88					
Max output power DC corrected cond	---	24.4	6.35	dBm	na

Power Spectral Density U-NII-3

READ SA SETTINGS:

RefLevel [dBm] | RefLevelOffset [dB] | InpAtt [dB]	16.33 | 13.38 | 20

READ SA SETTINGS:

Start [MHz] | Stop [MHz]	5805.000 | 5845.000
RBW [MHz] | VBW [MHz]	0.500000 | 3.000000
Detector | TraceMode	RMS | MAXH
Sweep: time [ms] | count | points per Section | type	59600 | 1 | 161 | SWE

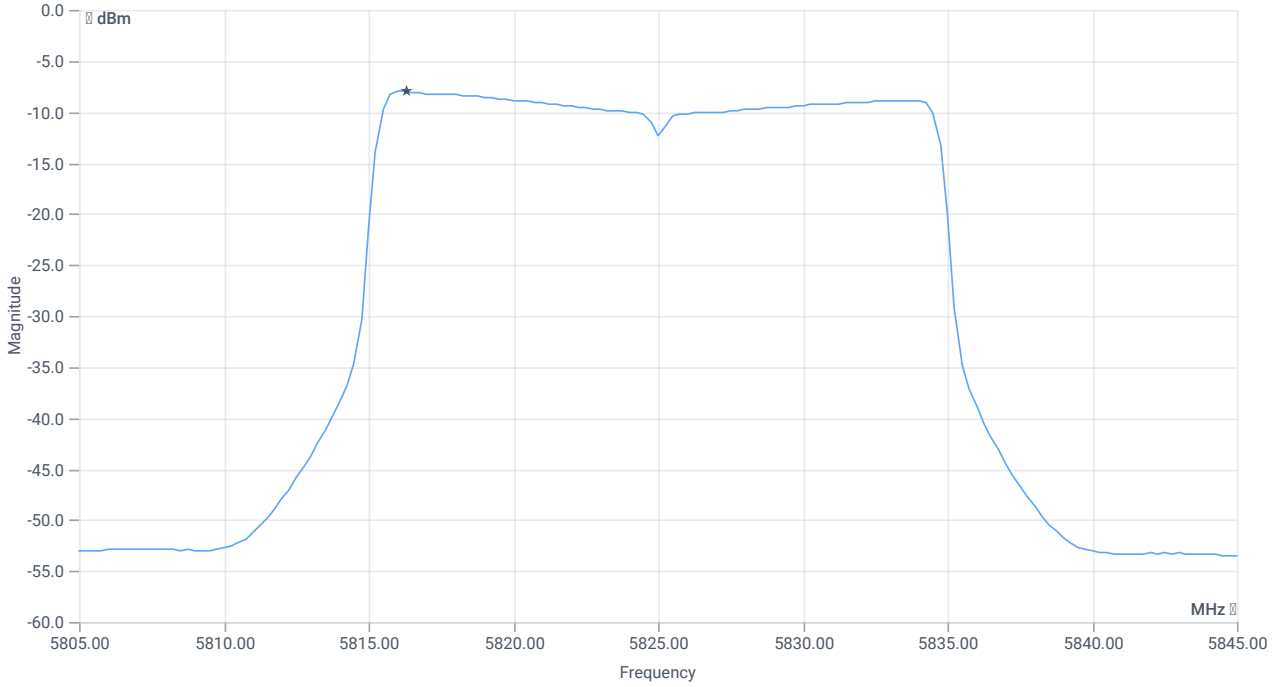

PSD UNII-3

RESULT

CONDUCTED LIMITS FOR MAX ANTENNA GAIN OF 6 D BI					
Description	Lower Limit	Upper Limit	Measured	Unit	Verdict
Power spectral density cond	---	---	-8.01	dBm/0.5MHz	INFO
Duty cycle correction	---	---	0	dB	INFO
Power spectral density DC corrected cond	---	30	-8.01	dBm/0.5MHz	PASS

Verdict
PASS

NA # Peak output power 3MHz/3MHz ~ WLAN5Gx ax-HE20 U-NII-3

References

TC start	02.06.2026 11:24:24
Ambit temp (test rack) [°C] | humidity [rel%]	24.8 | 48
System version	6.0.7.5
Standard | Version	NA | NI
Method	
Description	Peak OP 3MHz/3MHz - WLAN5Gx ax-HE20 U-NII-3
Information	

EUT Common Settings WLAN5Gx

Number of antenna ports	2
User Interaction	No
Device class U-NII-1 (FCC)	Client
Limit W52 japan	Standard
TPC supported	No
Vehicle use (ISED)	No

Equipment

Signal analyzer,Rohde&Schwarz,FSV-40,1307.9002K40/101042,3.71
Switch matrix,cetecom advanced GmbH,USM,B002,1.0.0

Test Parameter

Technology to test	WLAN5Gx ax-HE20
EUT port	EUT1
Temperature	nom
Voltage	nom
Frequency low to test	False | Freq [MHz] 5745
Frequency mid to test	False | Freq [MHz] 5785
Frequency high to test	True | Freq [MHz] 5825
Auto control enabled power supply | Climatic Box	No | No
Additional path loss [dB]	0
Full path type	EUT_SA_GEN_SIG
Full path name	EUT1.MP.SIG1/EUT1.SA/EUT1.GEN1/EUT1.GEN2/
Switch bits	00010001:00010001:00000000:00000001

Test at TX 5825 MHz

RESULT: Reference power cond.

DESCRIPTION	LOWER LIMIT	UPPER LIMIT	MEASURED	UNIT	VERDICT
Ref. power 1MHz/1MHz cond.	---	---	4.15	dBm	INFO
Ref. frequency	---	---	5816.410	MHz	INFO

READ SA SETTINGS:

RefLevel [dBm] | RefLevelOffset [dB] | InpAtt [dB]	16.15 | 13.38 | 20
Start [MHz] | Stop [MHz]	5800.000 | 5850.000
RBW [MHz] | VBW [MHz]	3.000000 | 3.000000
Detector | TraceMode	POS | MAXH
Sweep: time [ms] | count | points per Section | type	300 | 20 | 1001 | SWE

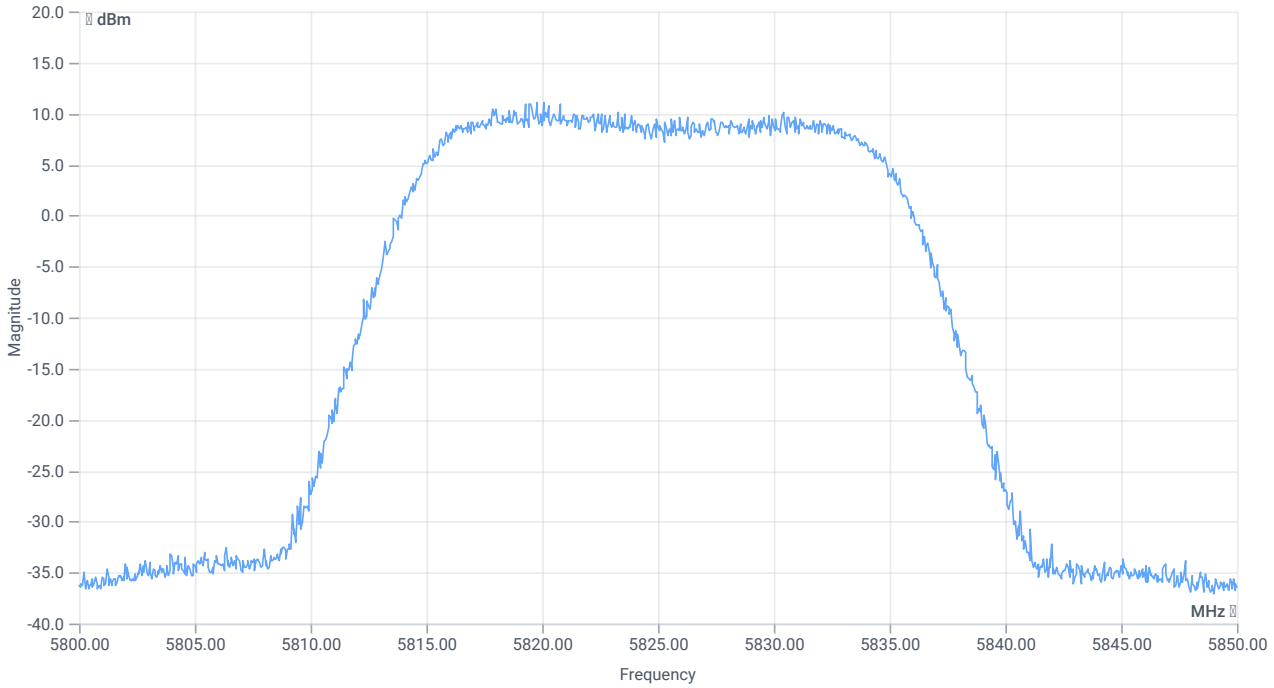

Peak output power

RESULT

DESCRIPTION	LOWER LIMIT	UPPER LIMIT	MEASURED	UNIT	VERDICT
Peak Power	---	---	11.08	dBm	INFO
Peak Power	---	---	12.823306	mW	INFO
Frequency at Peak	---	---	5819.755	MHz	INFO

Verdict
PASS

NA # Message with SA scan ~

References

TC start	02.06.2026 11:18:22
Ambit temp (test rack) [°C] | humidity [rel%]	24.9 | 48
System version	6.0.7.5
Standard | Version	NA | NI
Method	
Description	Message with SA Scan ax-HE20 U-NII-3
Information	

Equipment

Signal analyzer,Rohde&Schwarz,FSV-40,1307.9002K40/101042,3.71
Switch matrix,cetecom advanced GmbH,USM,B002,1.0.0

Test Parameter

Full path type	EUT_SA_GEN_SIG
Full path name	EUT1.MP.SIG1/EUT1.SA/EUT1.GEN1/EUT1.GEN2/
Switch bits	00010001:00010001:00000000:00000001
Message start	02.06.2026 11:18:25
Message	set WLAN5Gx to ax-HE20 U-NII-3, Frequency [MHz] 5825 Information:

Verdict
INFO

FCC 15.407, ISED RSS247 # Emission mask (eirp) ~ WLAN5Gx ax-HE20 U-NII-3

References

TC start	02.06.2026 11:17:43
Ambit temp (test rack) [°C] | humidity [rel%]	24.8 | 48
System version	6.0.7.5
Standard | Version	FCC 15.407, ISED RSS247 | NI
Method	NI
Description	FCC 15.407 Emission mask - WLAN5Gx ax-HE20 U-NII-3
Information	

EUT Common Settings WLAN5Gx

Number of antenna ports	2
User Interaction	No
Device class U-NII-1 (FCC)	Client
Limit W52 japan	Standard
TPC supported	No
Vehicle use (ISED)	No

Equipment

Signal analyzer,Rohde&Schwarz,FSV-40,1307.9002K40/101042,3.71
Switch matrix,cetecom advanced GmbH,USM,B002,1.0.0

Test Parameter

Technology to test	WLAN5Gx ax-HE20
EUT port	EUT1
Temperature	nom
Voltage	nom
Frequency low to test	False | Freq [MHz] 5745
Frequency mid to test	True | Freq [MHz] 5785
Frequency high to test	False | Freq [MHz] 5825
Auto control enabled power supply | Climatic Box	No | No
Additional path loss [dB]	0
Full path type	EUT_SA_GEN_SIG
Full path name	EUT1.MP.SIG1/EUT1.SA/EUT1.GEN1/EUT1.GEN2/
Switch bits	00010001:00010001:00000000:00000001

Test at TX 5785 MHz

Number of antenna ports: 2

reduction of limit due to number of antenna ports [dB]: 3

RESULT: Reference power cond.

DESCRIPTION	LOWER LIMIT	UPPER LIMIT	MEASURED	UNIT	VERDICT
Ref. power 1MHz/1MHz cond.	---	---	4.73	dBm	INFO
Ref. frequency	---	---	5780.000	MHz	INFO

Antenna gain

Considered antenna gain [dBi]:	6.06 / max found in range 5625 to 5950 MHz

READ SA SETTINGS:

RefLevel [dBm] | RefLevelOffset [dB] | InpAtt [dB]	7.73 | 12.84 | 10
Start [MHz] | Stop [MHz]	5625.000 | 5950.000
RBW [MHz] | VBW [MHz]	1.000000 | 3.000000
Detector | TraceMode	POS | MAXH
Sweep: time [ms] | count | points per Section | type	1 | 2500 | 1001 | SWE

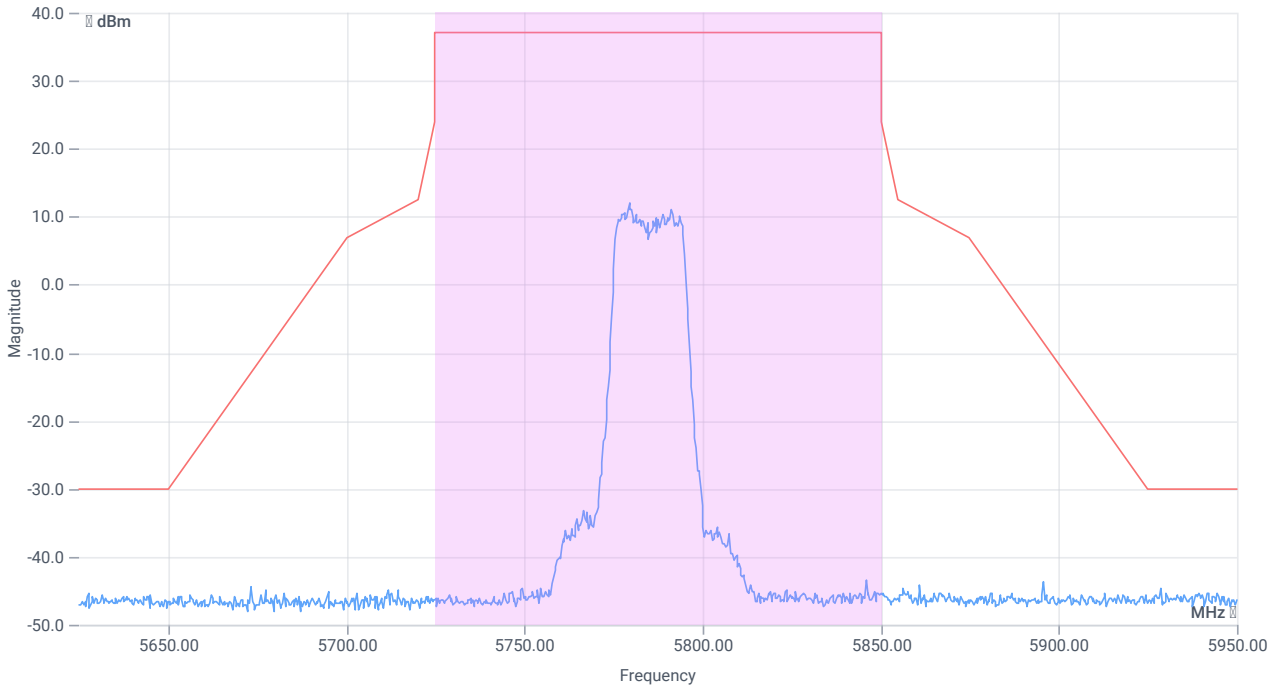

Emission Mask (e.i.r.p)

RESULT

DESCRIPTION	LOWER LIMIT	UPPER LIMIT	MEASURED	UNIT	VERDICT

Verdict
PASS

FCC 15.407, ISED RSS247 # Minimum emission bandwidth ~ WLAN5Gx ax-HE20 U-NII-3

References

TC start	02.06.2026 11:16:55
Ambit temp (test rack) [°C] | humidity [rel%]	24.9 | 48
System version	6.0.7.5
Standard | Version	FCC 15.407, ISED RSS247 | NI
Method	KDB789033 D02, C.2.
Description	FCC 15.407 Min Emission Bandwidth - WLAN5Gx ax-HE20 U-NII-3
Information	

EUT Common Settings WLAN5Gx

Number of antenna ports	2
User Interaction	No
Device class U-NII-1 (FCC)	Client
Limit W52 japan	Standard
TPC supported	No
Vehicle use (ISED)	No

Equipment

Signal analyzer,Rohde&Schwarz,FSV-40,1307.9002K40/101042,3.71
Switch matrix,cetecom advanced GmbH,USM,B002,1.0.0

Test Parameter

Technology to test	WLAN5Gx ax-HE20
EUT port	EUT1
Temperature	nom
Voltage	nom
Frequency low to test	False | Freq [MHz] 5745
Frequency mid to test	True | Freq [MHz] 5785
Frequency high to test	False | Freq [MHz] 5825
Auto control enabled power supply | Climatic Box	No | No
Additional path loss [dB]	0
Full path type	EUT_SA_GEN_SIG
Full path name	EUT1.MP.SIG1/EUT1.SA/EUT1.GEN1/EUT1.GEN2/
Switch bits	00010001:00010001:00000000:00000001

Test at TX 5785 MHz

RESULT: Reference power cond.

DESCRIPTION	LOWER LIMIT	UPPER LIMIT	MEASURED	UNIT	VERDICT
Ref. power 1MHz/1MHz cond.	---	---	3.98	dBm	INFO
Ref. frequency	---	---	5777.810	MHz	INFO

READ SA SETTINGS:

RefLevel [dBm] | RefLevelOffset [dB] | InpAtt [dB]	15.98 | 12.84 | 20
Start [MHz] | Stop [MHz]	5760.000 | 5810.000
RBW [MHz] | VBW [MHz]	0.100000 | 0.300000
Detector | TraceMode	POS | MAXH
Sweep: time [ms] | count | points per Section | type	2 | 1500 | 1001 | SWE

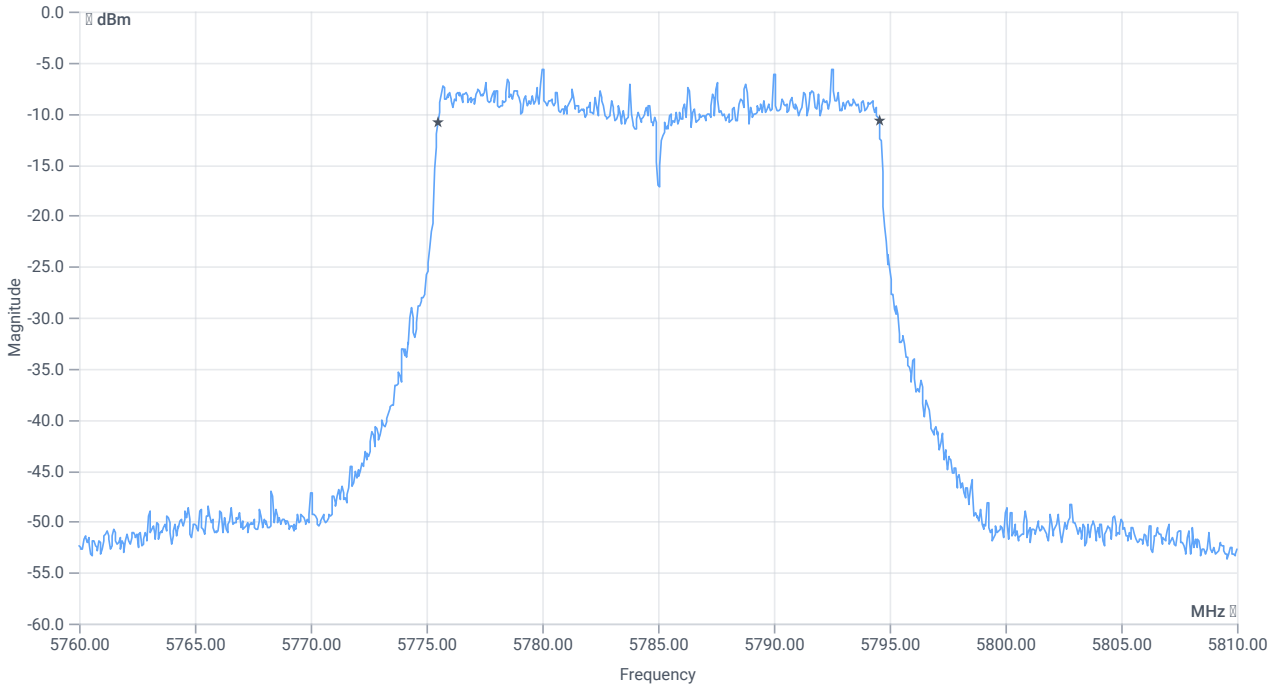

BW 6dB

RESULT

DESCRIPTION	LOWER LIMIT	UPPER LIMIT	MEASURED	UNIT	VERDICT
Bandwidth (6dB)	0.500	---	19.05	MHz	PASS

Verdict
PASS

FCC 15.407, ISED RSS247 # Bandwidths 99PCT and 26dB (UNII-3 20dB) ~ WLAN5Gx ax-HE20 U-NII-3

References

TC start	02.06.2026 11:16:24
Ambit temp (test rack) [°C] | humidity [rel%]	24.8 | 48
System version	6.0.7.5
Standard | Version	FCC 15.407, ISED RSS247 | NI
Method	26dB Bandwidth KDB789033 D02, C.1 / ISED RSS-GEN
Description	FCC 15.407 Bandwidths - WLAN5Gx ax-HE20 U-NII-3
Information	

EUT Common Settings WLAN5Gx

Number of antenna ports	2
User Interaction	No
Device class U-NII-1 (FCC)	Client
Limit W52 japan	Standard
TPC supported	No
Vehicle use (ISED)	No

Equipment

Signal analyzer,Rohde&Schwarz,FSV-40,1307.9002K40/101042,3.71
Switch matrix,cetecom advanced GmbH,USM,B002,1.0.0

Test Parameter

Technology to test	WLAN5Gx ax-HE20
EUT port	EUT1
Temperature	nom
Voltage	nom
Frequency low to test	False | Freq [MHz] 5745
Frequency mid to test	True | Freq [MHz] 5785
Frequency high to test	False | Freq [MHz] 5825
Auto control enabled power supply | Climatic Box	No | No
Additional path loss [dB]	0
Full path type	EUT_SA_GEN_SIG
Full path name	EUT1.MP.SIG1/EUT1.SA/EUT1.GEN1/EUT1.GEN2/
Switch bits	00010001:00010001:00000000:00000001

Test at TX 5785 MHz

RESULT: Reference power cond.

DESCRIPTION	LOWER LIMIT	UPPER LIMIT	MEASURED	UNIT	VERDICT
Ref. power 1MHz/1MHz cond.	---	---	2.44	dBm	INFO
Ref. frequency	---	---	5777.210	MHz	INFO

READ SA SETTINGS:

RefLevel [dBm] | RefLevelOffset [dB] | InpAtt [dB]	10.44 | 12.84 | 15
Start [MHz] | Stop [MHz]	5760.000 | 5810.000
RBW [MHz] | VBW [MHz]	0.300000 | 1.000000
Detector | TraceMode	POS | MAXH
Sweep: time [ms] | count | points per Section | type	1 | 2500 | 1001 | SWE

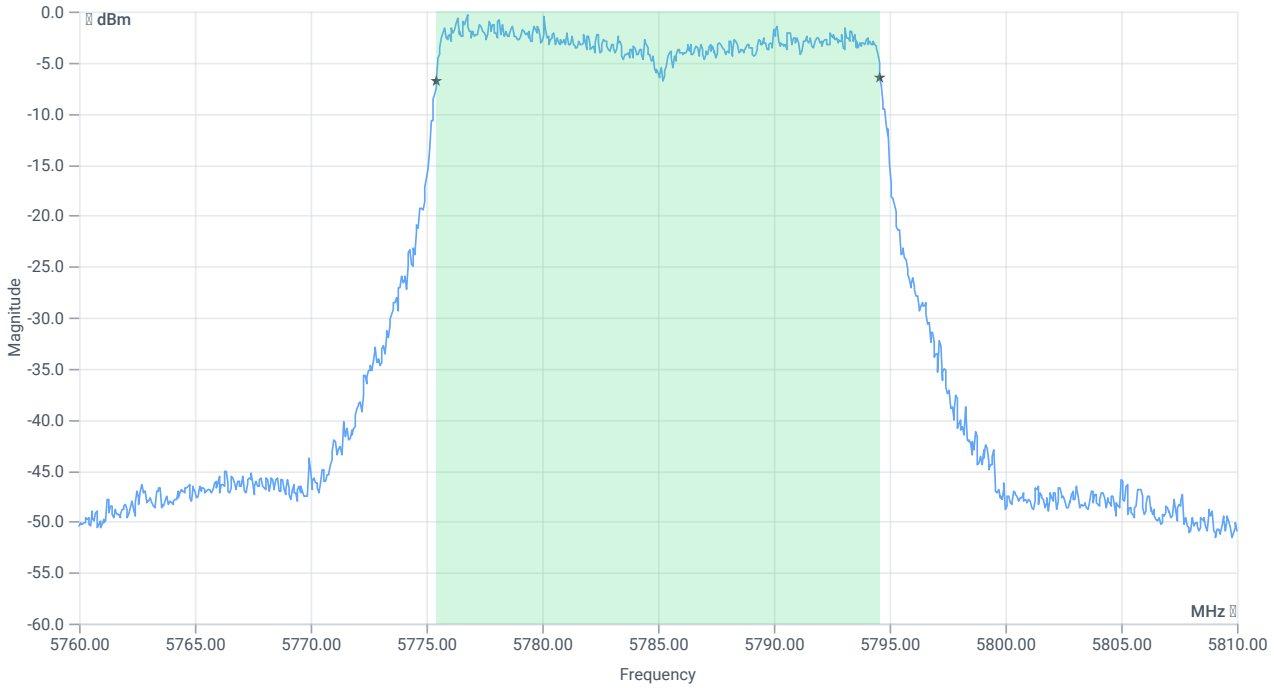

BW 99PCT

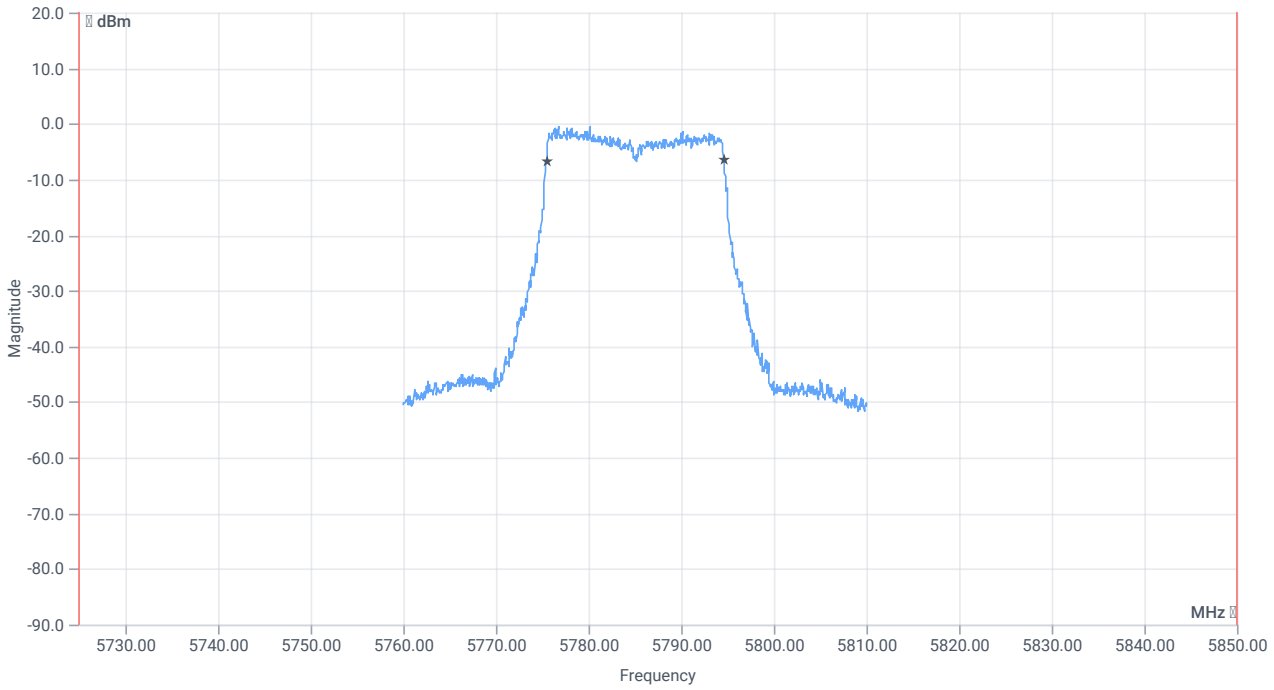

BW within band 99PCT

RESULT

DESCRIPTION	LOWER LIMIT	UPPER LIMIT	MEASURED	UNIT	VERDICT
Bandwidth 99%	---	---	19.131	MHz	INFO
T1 99%	5725.000000	---	5775.4595	MHz	PASS
T2 99%	---	5850.000000	5794.5904	MHz	PASS since U-NII-4 is supported

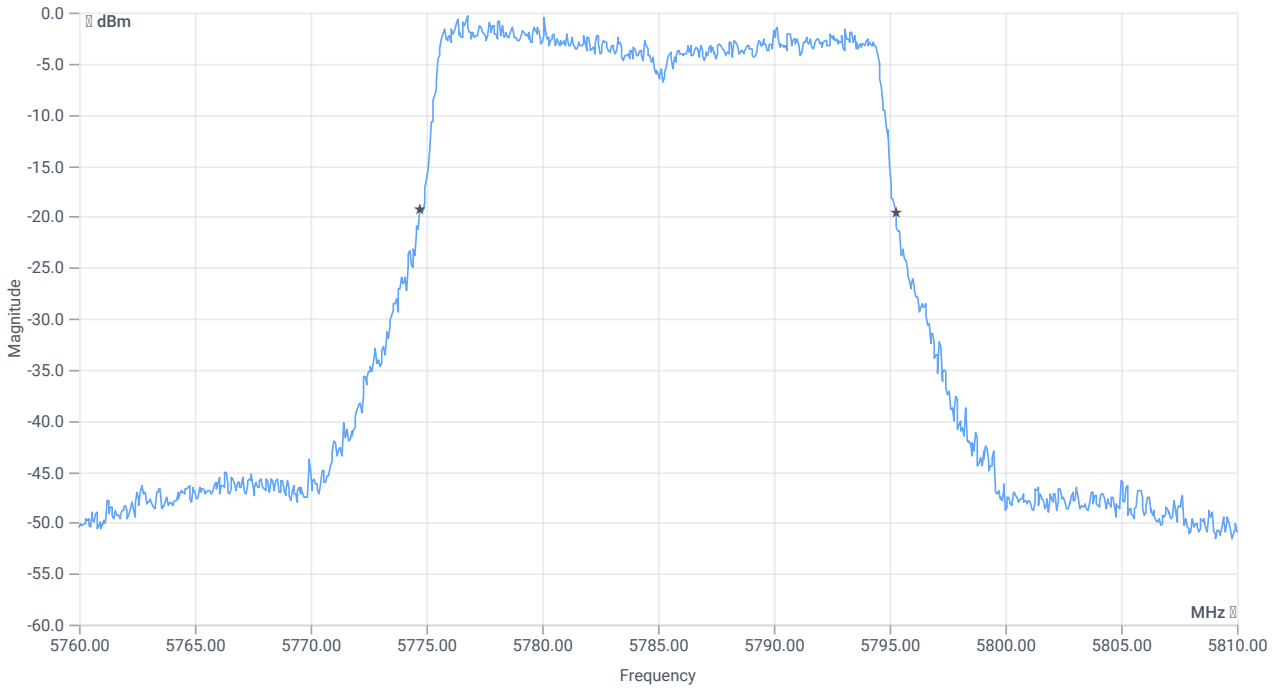

BW 20dB

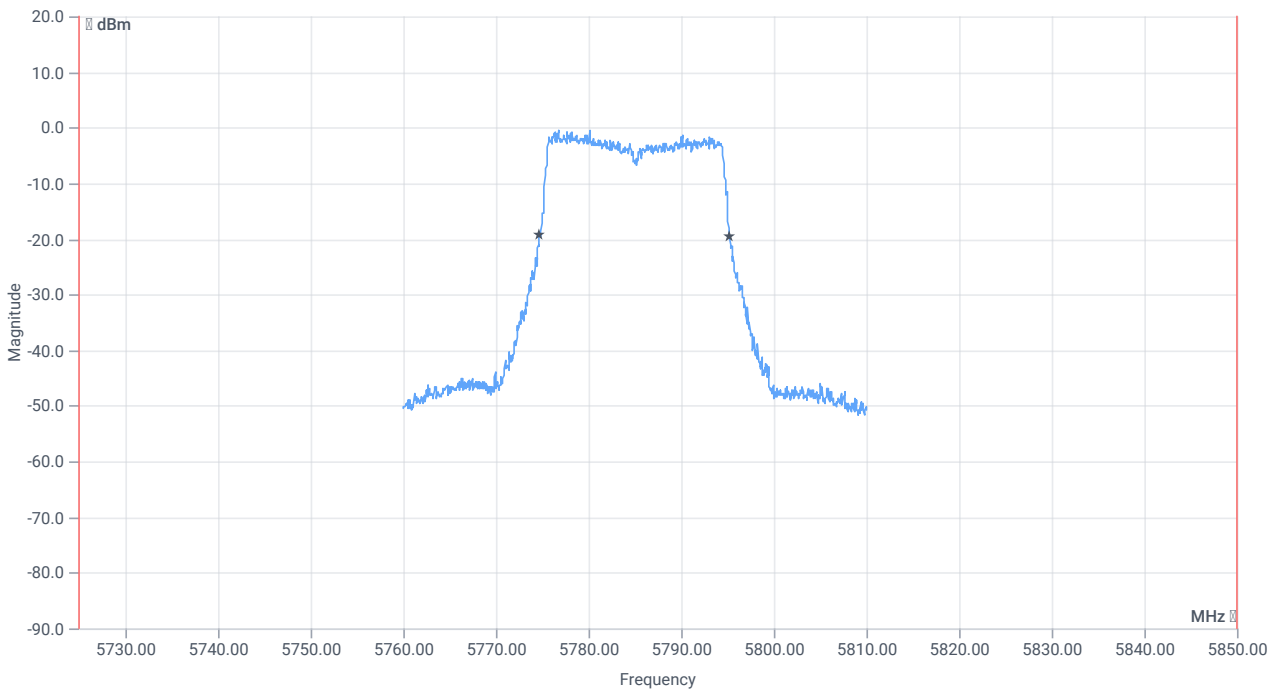

BW within band 20dB

RESULT

DESCRIPTION	LOWER LIMIT	UPPER LIMIT	MEASURED	UNIT	VERDICT
Bandwidth 20dB	---	---	20.55	MHz	INFO
T1 20dB	5725.000000	---	5774.7000	MHz	PASS

RESULT

DESCRIPTION	LOWER LIMIT	UPPER LIMIT	MEASURED	UNIT	VERDICT
T2 20dB	---	5850.000000	5795.2500	MHz	PASS since U-NII-4 is supported

Verdict
PASS

ISED RSS247 # Max output power and psd ~ WLAN5Gx ax-HE20 U-NII-3

References

TC start	02.06.2026 11:13:49
Ambit temp (test rack) [°C] | humidity [rel%]	24.9 | 47
System version	6.0.7.5
Standard | Version	ISED RSS247 | NI
Method	
Description	ISED Max Output Power & PSD - WLAN5Gx ax-HE20 U-NII-3
Information	

EUT Common Settings WLAN5Gx

Number of antenna ports	2
User Interaction	No
Device class U-NII-1 (FCC)	Client
Limit W52 japan	Standard
TPC supported	No
Vehicle use (ISED)	No

Equipment

Signal analyzer,Rohde&Schwarz,FSV-40,1307.9002K40/101042,3.71
Switch matrix,cetecom advanced GmbH,USM,B002,1.0.0

Test Parameter

Technology to test	WLAN5Gx ax-HE20
EUT port	EUT1
Temperature	nom
Voltage	nom
Frequency low to test	False | Freq [MHz] 5745
Frequency mid to test	True | Freq [MHz] 5785
Frequency high to test	False | Freq [MHz] 5825
Auto control enabled power supply | Climatic Box	No | No
Additional path loss [dB]	0
Full path type	EUT_SA_GEN_SIG
Full path name	EUT1.MP.SIG1/EUT1.SA/EUT1.GEN1/EUT1.GEN2/
Switch bits	00010001:00010001:00000000:00000001

Test at TX 5785 MHz

RESULT: Reference power cond.

DESCRIPTION	LOWER LIMIT	UPPER LIMIT	MEASURED	UNIT	VERDICT
Ref. power 1MHz/1MHz cond.	---	---	2.98	dBm	INFO
Ref. frequency	---	---	5792.790	MHz	INFO

Evaluation max. duty cycle

Duty cycle evaluation

DESCRIPTION	LOWER LIMIT	UPPER LIMIT	MEASURED	UNIT	VERDICT
Duty cycle min	---	---	0	dB	DC > 98% defined

Evaluation bandwidth

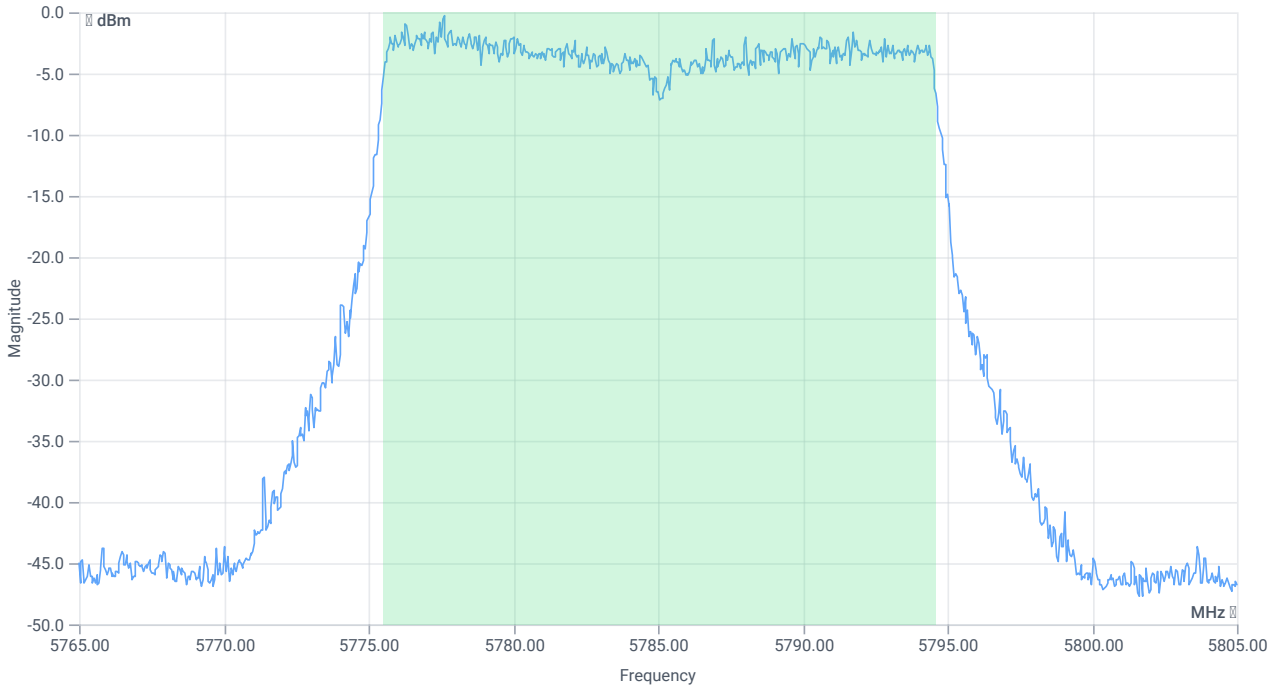

BW 99PCT

RESULT

DESCRIPTION	LOWER LIMIT	UPPER LIMIT	MEASURED	UNIT	VERDICT
Bandwidth 99%	---	---	19.101	MHz	INFO
T1 99%	---	---	5775.4895	MHz	INFO
T2 99%	---	---	5794.5904	MHz	INFO

Maximum Output Power

Antenna gain

Considered antenna gain [dBi]:	5.8 @ 5785 MHz

READ SA SETTINGS:

RefLevel [dBm] | RefLevelOffset [dB] | InpAtt [dB]	14.98 | 12.84 | 20
Start [MHz] | Stop [MHz]	5765.000 | 5805.000
RBW [MHz] | VBW [MHz]	1.000000 | 3.000000
Detector | TraceMode	RMS | MAXH
Sweep: time [ms] | count | points per Section | type	59600 | 1 | 161 | SWE

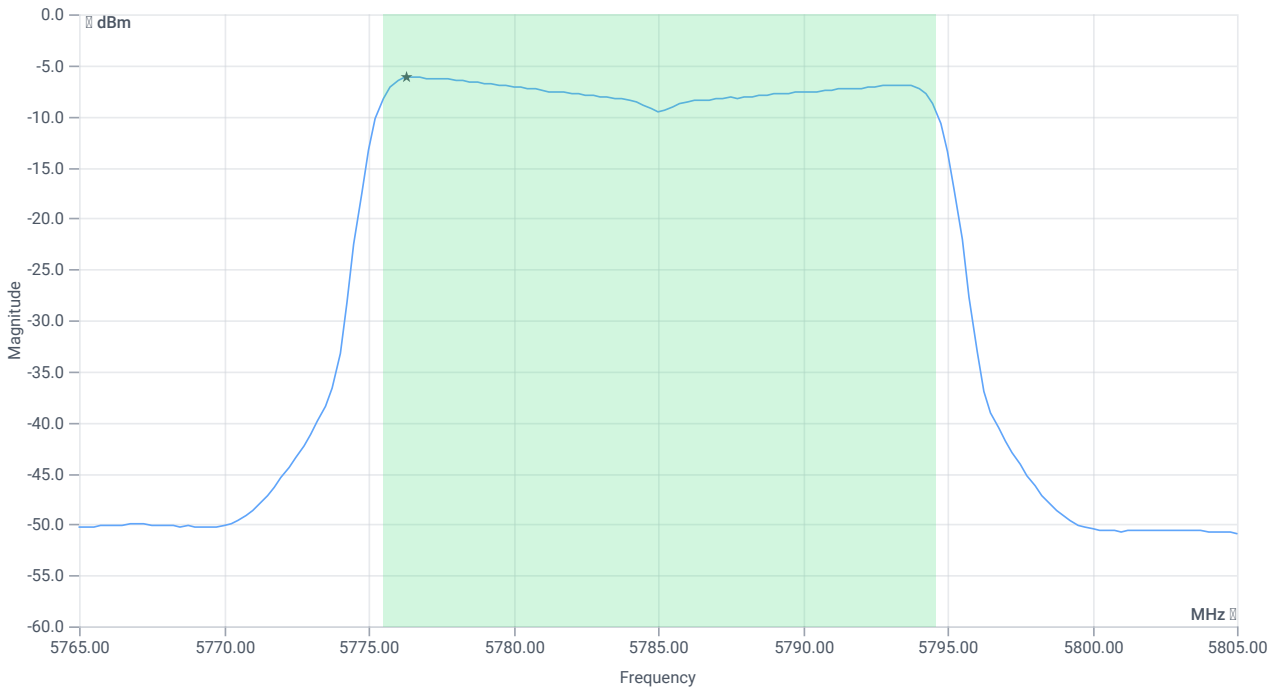

Max OP and PSD (without antenna gain)

RESULT

DESCRIPTION	LOWER LIMIT	UPPER LIMIT	MEASURED	UNIT	VERDICT
Max output power cond	---	---	5.02	dBm	INFO
Duty cycle correction	---	---	0	dB	INFO
LIMIT absolute cond					
Max output power DC corrected cond	---	30	5.02	dBm	PASS
Antenna gain applied			5.8	dBi	INFO
LIMIT absolute eirp (RSS-247 §6.2.4)					
Max output power DC corrected eirp	---	36	10.82	dBm	PASS

READ SA SETTINGS:

RefLevel [dBm] | RefLevelOffset [dB] | InpAtt [dB]	14.98 | 12.84 | 20
Start [MHz] | Stop [MHz]	5765.000 | 5805.000
RBW [MHz] | VBW [MHz]	0.500000 | 3.000000
Detector | TraceMode	RMS | MAXH
Sweep: time [ms] | count | points per Section | type	59600 | 1 | 161 | SWE

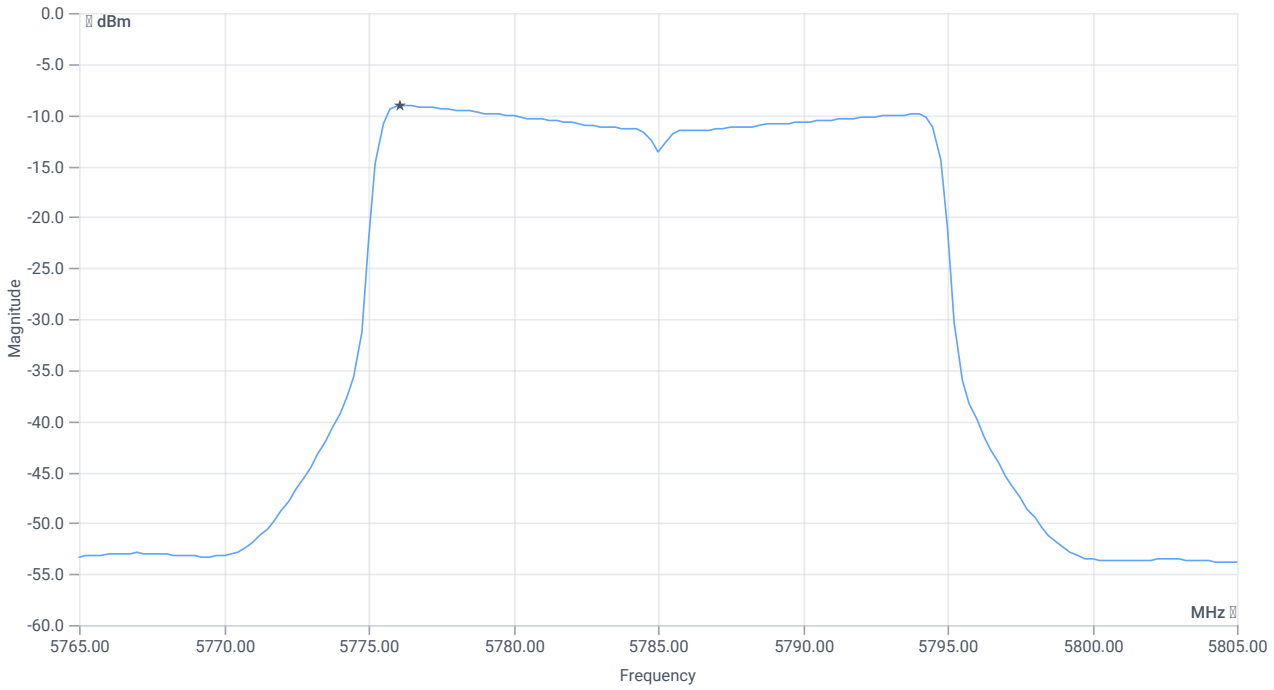

PSD UNII-3

RESULT

DESCRIPTION	LOWER LIMIT	UPPER LIMIT	MEASURED	UNIT	VERDICT
Power spectral density cond	---		-9.09	dBm/0.5MHz	INFO
Power spectral density DC corrected cond	---	30	-9.09	dBm/0.5MHz	PASS

Verdict
PASS

FCC 15.407 # Max output power and psd ~ WLAN5Gx ax-HE20 U-NII-3

References

TC start	02.06.2026 11:11:11
Ambit temp (test rack) [°C] | humidity [rel%]	24.8 | 48
System version	6.0.7.5
Standard | Version	FCC 15.407 | NI
Method	KDB789033 D02, F., E.2.e.
Description	FCC 15.407 Max Output Power & PSD - WLAN5Gx ax-HE20 U-NII-3
Information	

EUT Common Settings WLAN5Gx

Number of antenna ports	2
User Interaction	No
Device class U-NII-1 (FCC)	Client
Limit W52 japan	Standard
TPC supported	No
Vehicle use (ISED)	No

Equipment

Signal analyzer,Rohde&Schwarz,FSV-40,1307.9002K40/101042,3.71
Switch matrix,cetecom advanced GmbH,USM,B002,1.0.0

Test Parameter

Technology to test	WLAN5Gx ax-HE20
EUT port	EUT1
Temperature	nom
Voltage	nom
Frequency low to test	False | Freq [MHz] 5745
Frequency mid to test	True | Freq [MHz] 5785
Frequency high to test	False | Freq [MHz] 5825
Auto control enabled power supply | Climatic Box	No | No
Additional path loss [dB]	0
Full path type	EUT_SA_GEN_SIG
Full path name	EUT1.MP.SIG1/EUT1.SA/EUT1.GEN1/EUT1.GEN2/
Switch bits	00010001:00010001:00000000:00000001

Test at TX 5785 MHz

RESULT: Reference power cond.

DESCRIPTION	LOWER LIMIT	UPPER LIMIT	MEASURED	UNIT	VERDICT
Ref. power 1MHz/1MHz cond.	---	---	3.99	dBm	INFO
Ref. frequency	---	---	5790.190	MHz	INFO

Evaluation max. duty cycle

Duty cycle evaluation

DESCRIPTION	LOWER LIMIT	UPPER LIMIT	MEASURED	UNIT	VERDICT
Duty cycle min	---	---	0	dB	DC > 98% defined

Evaluation bandwidth

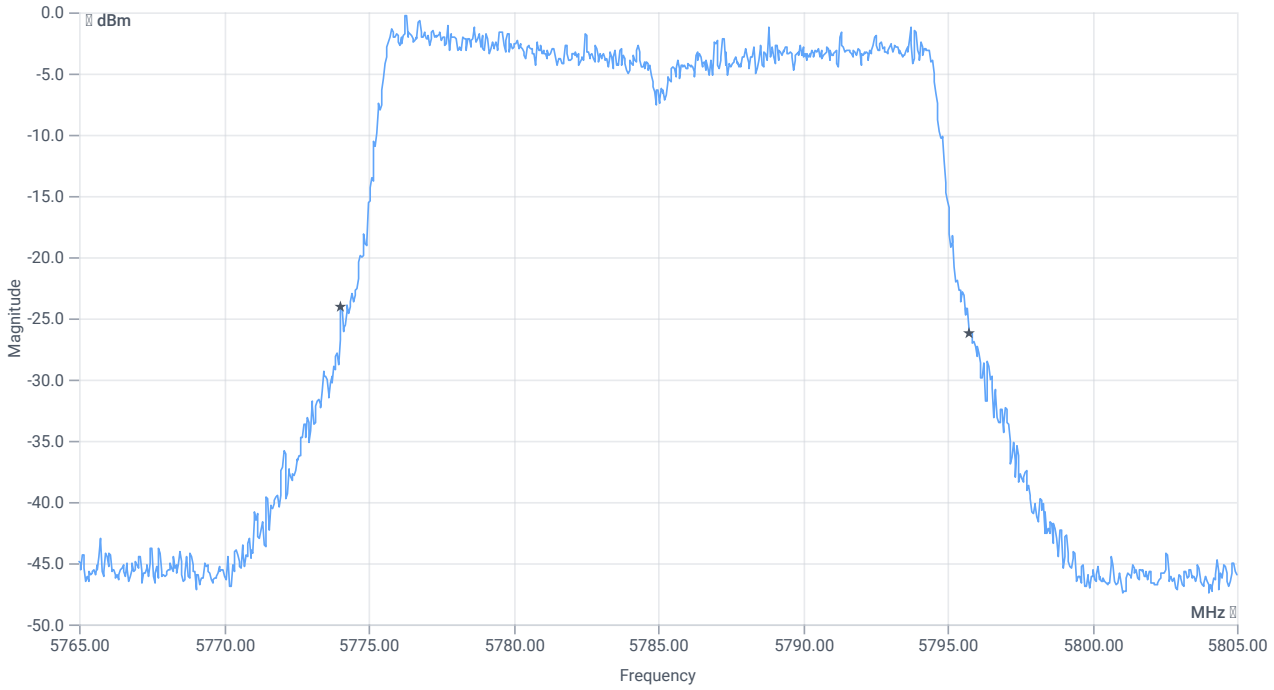

BW 26dB

RESULT

DESCRIPTION	LOWER LIMIT	UPPER LIMIT	MEASURED	UNIT	VERDICT
Bandwidth 26dB	---	---	21.72	MHz	INFO
T1 26dB	---	---	5774.0400	MHz	INFO
T2 26dB	---	---	5795.7600	MHz	INFO

Maximum Output Power

READ SA SETTINGS:

RefLevel [dBm] | RefLevelOffset [dB] | InpAtt [dB]	15.99 | 12.84 | 20
Start [MHz] | Stop [MHz]	5765.000 | 5805.000
RBW [MHz] | VBW [MHz]	1.000000 | 3.000000
Detector | TraceMode	RMS | MAXH
Sweep: time [ms] | count | points per Section | type	59600 | 1 | 161 | SWE

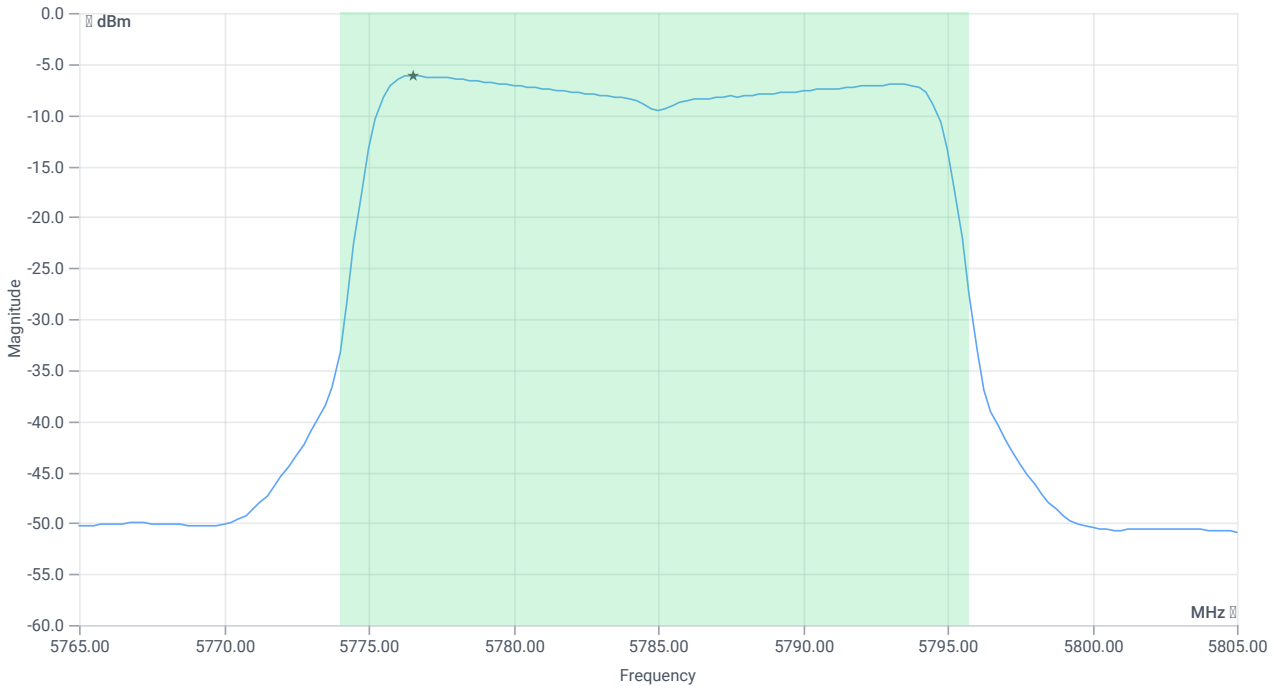

Max OP and PSD

RESULT

CONDUCTED LIMITS FOR MAX ANTENNA GAIN OF 6 D BI					
Description	Lower Limit	Upper Limit	Measured	Unit	Verdict
Max output power cond	---	---	5.11	dBm	INFO
Duty cycle correction	---	---	0	dB	INFO
LIMIT absolute:					
Max output power DC corrected cond	---	30	5.11	dBm	PASS
LIMIT: 11 dBm + 10 log 21.72					
Max output power DC corrected cond	---	24.37	5.11	dBm	na

Power Spectral Density U-NII-3

READ SA SETTINGS:

RefLevel [dBm] | RefLevelOffset [dB] | InpAtt [dB]	15.99 | 12.84 | 20

READ SA SETTINGS:

Start [MHz] | Stop [MHz]	5765.000 | 5805.000
RBW [MHz] | VBW [MHz]	0.500000 | 3.000000
Detector | TraceMode	RMS | MAXH
Sweep: time [ms] | count | points per Section | type	59600 | 1 | 161 | SWE

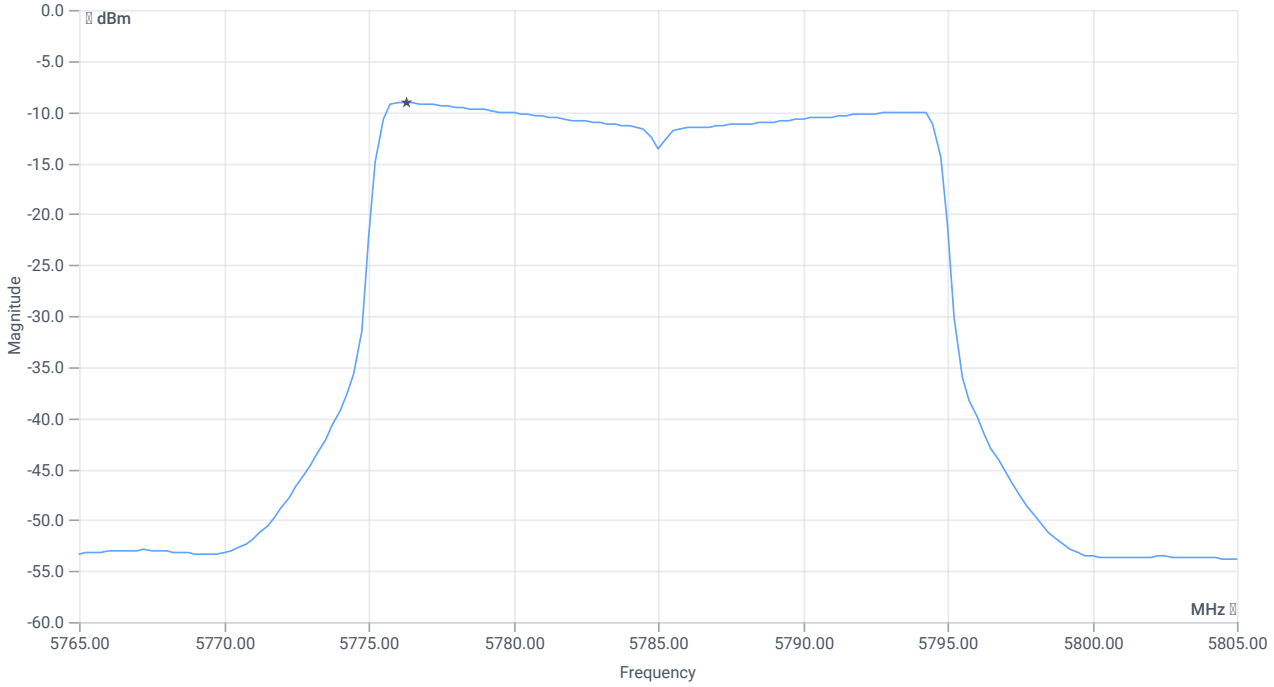

PSD UNII-3

RESULT

CONDUCTED LIMITS FOR MAX ANTENNA GAIN OF 6 D BI					
Description	Lower Limit	Upper Limit	Measured	Unit	Verdict
Power spectral density cond	---	---	-9.12	dBm/0.5MHz	INFO
Duty cycle correction	---	---	0	dB	INFO
Power spectral density DC corrected cond	---	30	-9.12	dBm/0.5MHz	PASS

Verdict
PASS

NA # Peak output power 3MHz/3MHz ~ WLAN5Gx ax-HE20 U-NII-3

References

TC start	02.06.2026 11:10:45
Ambit temp (test rack) [°C] | humidity [rel%]	24.8 | 48
System version	6.0.7.5
Standard | Version	NA | NI
Method	
Description	Peak OP 3MHz/3MHz - WLAN5Gx ax-HE20 U-NII-3
Information	

EUT Common Settings WLAN5Gx

Number of antenna ports	2
User Interaction	No
Device class U-NII-1 (FCC)	Client
Limit W52 japan	Standard
TPC supported	No
Vehicle use (ISED)	No

Equipment

Signal analyzer,Rohde&Schwarz,FSV-40,1307.9002K40/101042,3.71
Switch matrix,cetecom advanced GmbH,USM,B002,1.0.0

Test Parameter

Technology to test	WLAN5Gx ax-HE20
EUT port	EUT1
Temperature	nom
Voltage	nom
Frequency low to test	False | Freq [MHz] 5745
Frequency mid to test	True | Freq [MHz] 5785
Frequency high to test	False | Freq [MHz] 5825
Auto control enabled power supply | Climatic Box	No | No
Additional path loss [dB]	0
Full path type	EUT_SA_GEN_SIG
Full path name	EUT1.MP.SIG1/EUT1.SA/EUT1.GEN1/EUT1.GEN2/
Switch bits	00010001:00010001:00000000:00000001

Test at TX 5785 MHz

RESULT: Reference power cond.

DESCRIPTION	LOWER LIMIT	UPPER LIMIT	MEASURED	UNIT	VERDICT
Ref. power 1MHz/1MHz cond.	---	---	2.85	dBm	INFO
Ref. frequency	---	---	5790.790	MHz	INFO

READ SA SETTINGS:

RefLevel [dBm] | RefLevelOffset [dB] | InpAtt [dB]	14.85 | 12.84 | 20
Start [MHz] | Stop [MHz]	5760.000 | 5810.000
RBW [MHz] | VBW [MHz]	3.000000 | 3.000000
Detector | TraceMode	POS | MAXH
Sweep: time [ms] | count | points per Section | type	300 | 20 | 1001 | SWE

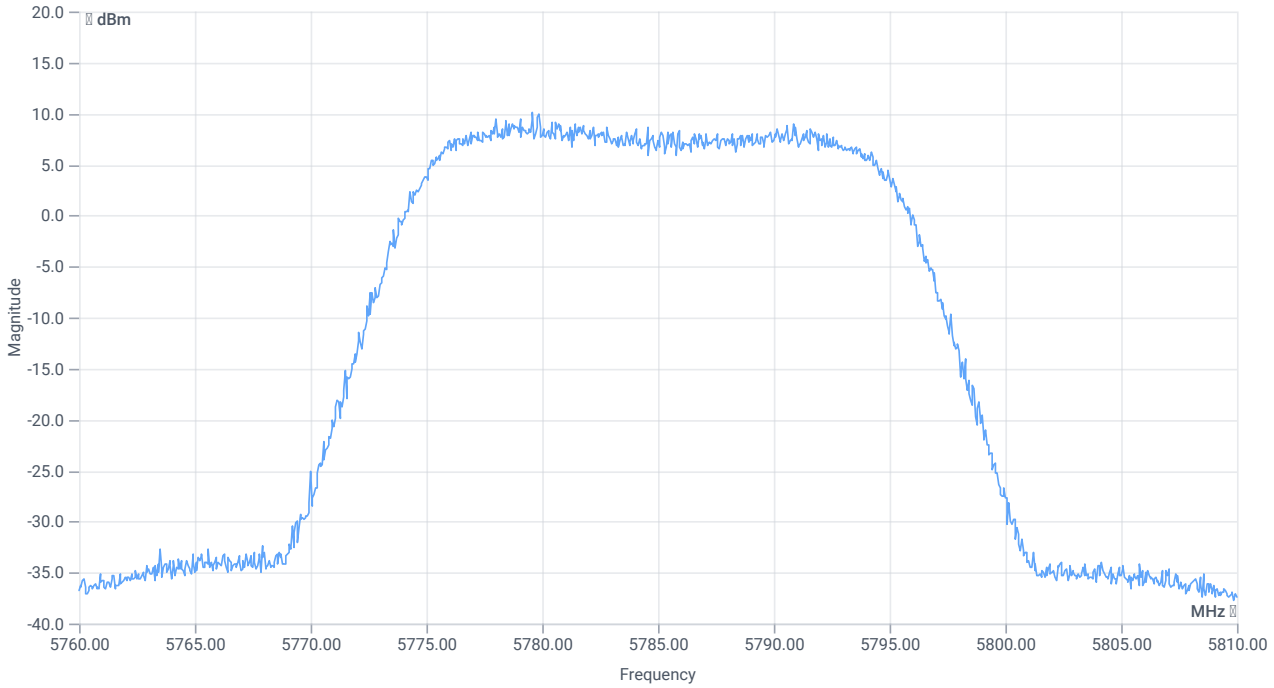

Peak output power

RESULT

DESCRIPTION	LOWER LIMIT	UPPER LIMIT	MEASURED	UNIT	VERDICT
Peak Power	---	---	10.09	dBm	INFO
Peak Power	---	---	10.209395	mW	INFO
Frequency at Peak	---	---	5779.605	MHz	INFO

Verdict
PASS

NA # Message with SA scan ~

References

TC start	02.06.2026 10:33:45
Ambit temp (test rack) [°C] | humidity [rel%]	24.9 | 46
System version	6.0.7.5
Standard | Version	NA | NI
Method	
Description	Message with SA Scan ax-HE20 U-NII-3
Information	

Equipment

Signal analyzer,Rohde&Schwarz,FSV-40,1307.9002K40/101042,3.71
Switch matrix,cetecom advanced GmbH,USM,B002,1.0.0

Test Parameter

Full path type	EUT_SA_GEN_SIG
Full path name	EUT1.MP.SIG1/EUT1.SA/EUT1.GEN1/EUT1.GEN2/
Switch bits	00010001:00010001:00000000:00000001
Message start	02.06.2026 10:33:47
Message	set WLAN5Gx to ax-HE20 U-NII-3, Frequency [MHz] 5785 , Information:

Verdict
INFO

FCC 15.407, ISED RSS247 # Emission mask (eirp) ~ WLAN5Gx ax-HE20 U-NII-3

References

TC start	02.06.2026 10:33:05
Ambit temp (test rack) [°C] | humidity [rel%]	24.9 | 46
System version	6.0.7.5
Standard | Version	FCC 15.407, ISED RSS247 | NI
Method	NI
Description	FCC 15.407 Emission mask - WLAN5Gx ax-HE20 U-NII-3
Information	

EUT Common Settings WLAN5Gx

Number of antenna ports	2
User Interaction	No
Device class U-NII-1 (FCC)	Client
Limit W52 japan	Standard
TPC supported	No
Vehicle use (ISED)	No

Equipment

Signal analyzer,Rohde&Schwarz,FSV-40,1307.9002K40/101042,3.71
Switch matrix,cetecom advanced GmbH,USM,B002,1.0.0

Test Parameter

Technology to test	WLAN5Gx ax-HE20
EUT port	EUT1
Temperature	nom
Voltage	nom
Frequency low to test	True | Freq [MHz] 5745
Frequency mid to test	False | Freq [MHz] 5785
Frequency high to test	False | Freq [MHz] 5825
Auto control enabled power supply | Climatic Box	No | No
Additional path loss [dB]	0
Full path type	EUT_SA_GEN_SIG
Full path name	EUT1.MP.SIG1/EUT1.SA/EUT1.GEN1/EUT1.GEN2/
Switch bits	00010001:00010001:00000000:00000001

Test at TX 5745 MHz

Number of antenna ports: 2

reduction of limit due to number of antenna ports [dB]: 3

RESULT: Reference power cond.

DESCRIPTION	LOWER LIMIT	UPPER LIMIT	MEASURED	UNIT	VERDICT
Ref. power 1MHz/1MHz cond.	---	---	4.99	dBm	INFO
Ref. frequency	---	---	5752.790	MHz	INFO

Antenna gain

Considered antenna gain [dBi]:	6.06 / max found in range 5625 to 5950 MHz

READ SA SETTINGS:

RefLevel [dBm] | RefLevelOffset [dB] | InpAtt [dB]	7.99 | 12.81 | 15
Start [MHz] | Stop [MHz]	5625.000 | 5950.000
RBW [MHz] | VBW [MHz]	1.000000 | 3.000000
Detector | TraceMode	POS | MAXH
Sweep: time [ms] | count | points per Section | type	1 | 2500 | 1001 | SWE

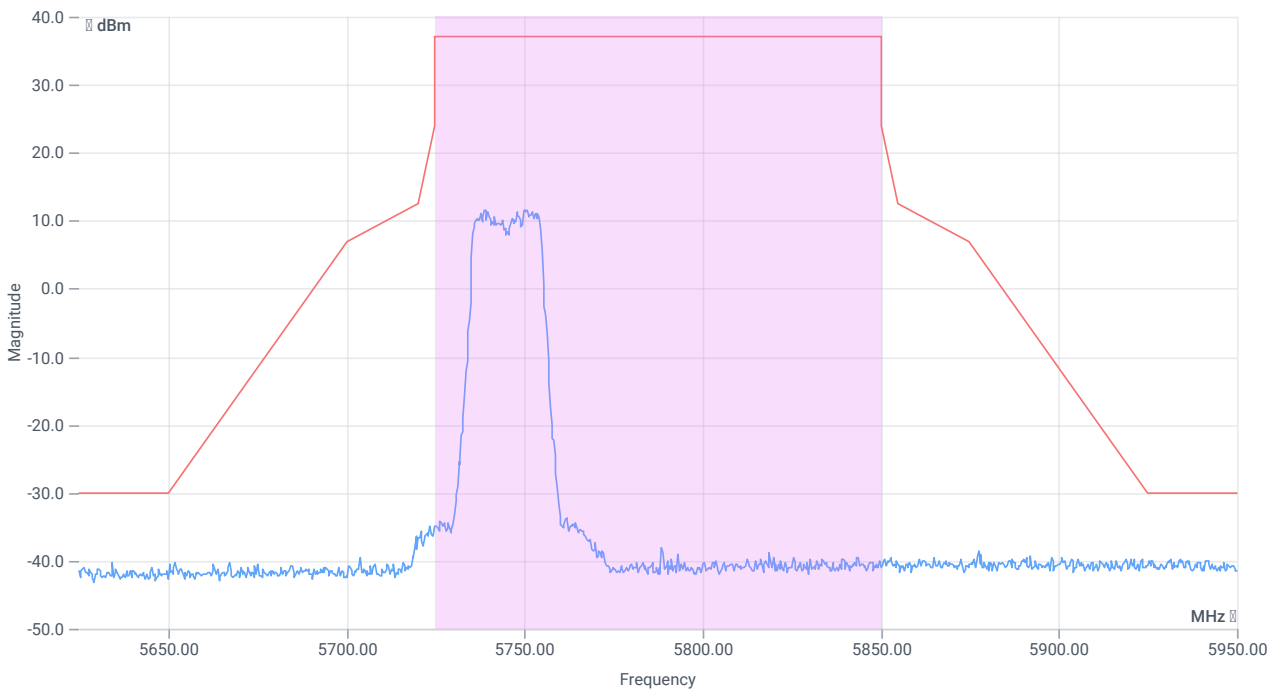

Emission Mask (e.i.r.p)

RESULT

DESCRIPTION	LOWER LIMIT	UPPER LIMIT	MEASURED	UNIT	VERDICT

Verdict
PASS

FCC 15.407, ISED RSS247 # Minimum emission bandwidth ~ WLAN5Gx ax-HE20 U-NII-3

References

TC start	02.06.2026 10:32:21
Ambit temp (test rack) [°C] | humidity [rel%]	24.9 | 46
System version	6.0.7.5
Standard | Version	FCC 15.407, ISED RSS247 | NI
Method	KDB789033 D02, C.2.
Description	FCC 15.407 Min Emission Bandwidth - WLAN5Gx ax-HE20 U-NII-3
Information	

EUT Common Settings WLAN5Gx

Number of antenna ports	2
User Interaction	No
Device class U-NII-1 (FCC)	Client
Limit W52 japan	Standard
TPC supported	No
Vehicle use (ISED)	No

Equipment

Signal analyzer,Rohde&Schwarz,FSV-40,1307.9002K40/101042,3.71
Switch matrix,cetecom advanced GmbH,USM,B002,1.0.0

Test Parameter

Technology to test	WLAN5Gx ax-HE20
EUT port	EUT1
Temperature	nom
Voltage	nom
Frequency low to test	True | Freq [MHz] 5745
Frequency mid to test	False | Freq [MHz] 5785
Frequency high to test	False | Freq [MHz] 5825
Auto control enabled power supply | Climatic Box	No | No
Additional path loss [dB]	0
Full path type	EUT_SA_GEN_SIG
Full path name	EUT1.MP.SIG1/EUT1.SA/EUT1.GEN1/EUT1.GEN2/
Switch bits	00010001:00010001:00000000:00000001

Test at TX 5745 MHz

RESULT: Reference power cond.

DESCRIPTION	LOWER LIMIT	UPPER LIMIT	MEASURED	UNIT	VERDICT
Ref. power 1MHz/1MHz cond.	---	---	3.97	dBm	INFO
Ref. frequency	---	---	5739.610	MHz	INFO

READ SA SETTINGS:

RefLevel [dBm] | RefLevelOffset [dB] | InpAtt [dB]	15.97 | 12.81 | 20
Start [MHz] | Stop [MHz]	5720.000 | 5770.000
RBW [MHz] | VBW [MHz]	0.100000 | 0.300000
Detector | TraceMode	POS | MAXH
Sweep: time [ms] | count | points per Section | type	2 | 1500 | 1001 | SWE

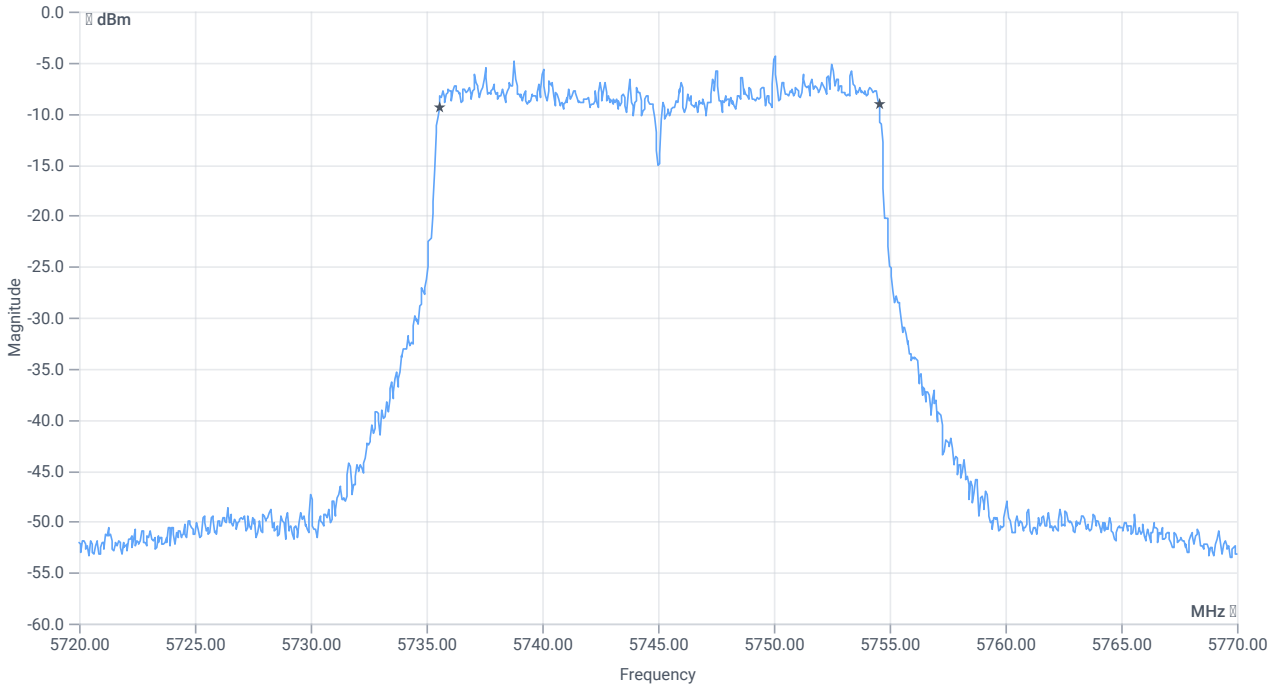

BW 6dB

RESULT

DESCRIPTION	LOWER LIMIT	UPPER LIMIT	MEASURED	UNIT	VERDICT
Bandwidth (6dB)	0.500	---	19	MHz	PASS

Verdict
PASS

FCC 15.407, ISED RSS247 # Bandwidths 99PCT and 26dB (UNII-3 20dB) ~ WLAN5Gx ax-HE20 U-NII-3

References

TC start	02.06.2026 10:31:50
Ambit temp (test rack) [°C] | humidity [rel%]	24.9 | 46
System version	6.0.7.5
Standard | Version	FCC 15.407, ISED RSS247 | NI
Method	26dB Bandwidth KDB789033 D02, C.1 / ISED RSS-GEN
Description	FCC 15.407 Bandwidths - WLAN5Gx ax-HE20 U-NII-3
Information	

EUT Common Settings WLAN5Gx

Number of antenna ports	2
User Interaction	No
Device class U-NII-1 (FCC)	Client
Limit W52 japan	Standard
TPC supported	No
Vehicle use (ISED)	No

Equipment

Signal analyzer,Rohde&Schwarz,FSV-40,1307.9002K40/101042,3.71
Switch matrix,cetecom advanced GmbH,USM,B002,1.0.0

Test Parameter

Technology to test	WLAN5Gx ax-HE20
EUT port	EUT1
Temperature	nom
Voltage	nom
Frequency low to test	True | Freq [MHz] 5745
Frequency mid to test	False | Freq [MHz] 5785
Frequency high to test	False | Freq [MHz] 5825
Auto control enabled power supply | Climatic Box	No | No
Additional path loss [dB]	0
Full path type	EUT_SA_GEN_SIG
Full path name	EUT1.MP.SIG1/EUT1.SA/EUT1.GEN1/EUT1.GEN2/
Switch bits	00010001:00010001:00000000:00000001

Test at TX 5745 MHz

RESULT: Reference power cond.

DESCRIPTION	LOWER LIMIT	UPPER LIMIT	MEASURED	UNIT	VERDICT
Ref. power 1MHz/1MHz cond.	---	---	4.24	dBm	INFO
Ref. frequency	---	---	5753.190	MHz	INFO

READ SA SETTINGS:

RefLevel [dBm] | RefLevelOffset [dB] | InpAtt [dB]	12.24 | 12.81 | 15
Start [MHz] | Stop [MHz]	5720.000 | 5770.000
RBW [MHz] | VBW [MHz]	0.300000 | 1.000000
Detector | TraceMode	POS | MAXH
Sweep: time [ms] | count | points per Section | type	1 | 2500 | 1001 | SWE

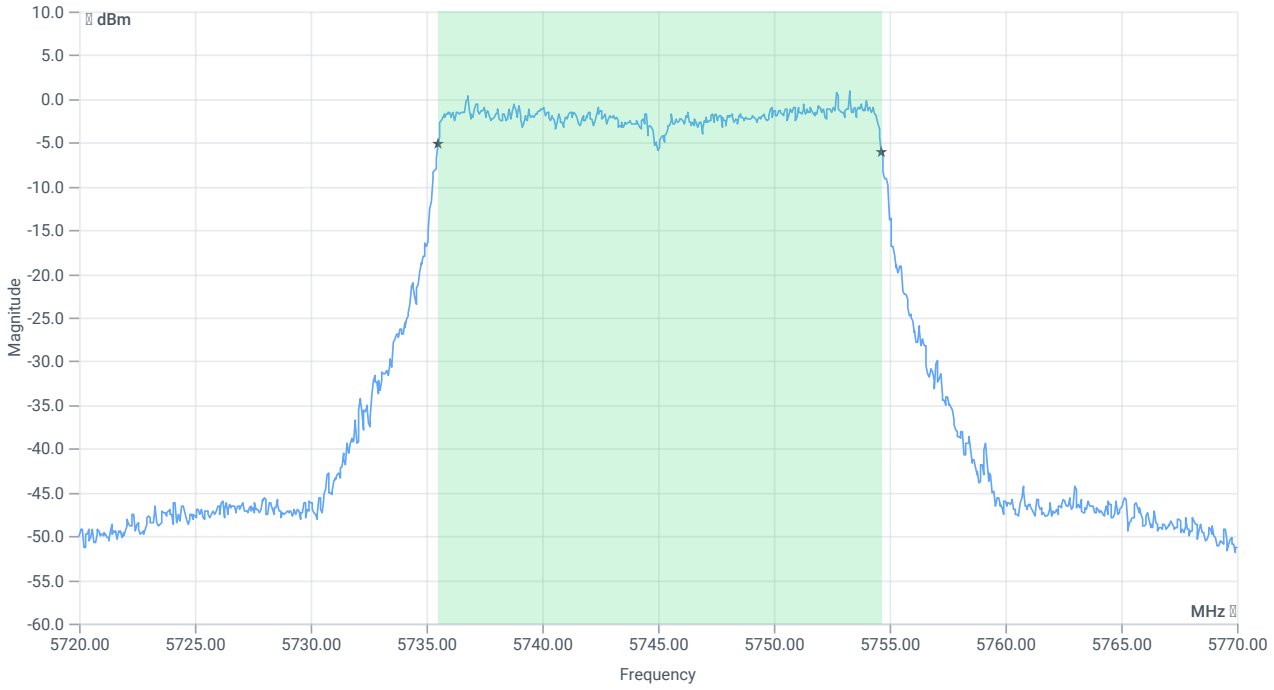

BW 99PCT

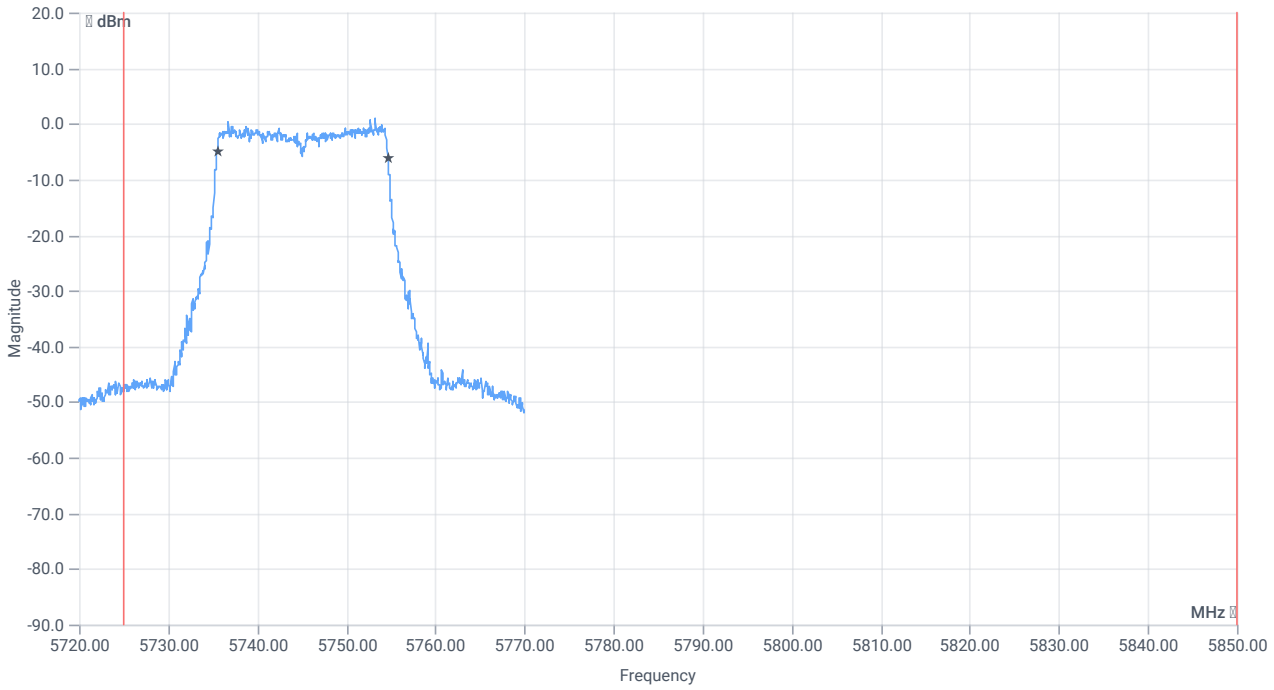

BW within band 99PCT

RESULT

DESCRIPTION	LOWER LIMIT	UPPER LIMIT	MEASURED	UNIT	VERDICT
Bandwidth 99%	---	---	19.131	MHz	INFO
T1 99%	5725.000000	---	5735.5095	MHz	PASS
T2 99%	---	5850.000000	5754.6404	MHz	PASS since U-NII-4 is supported

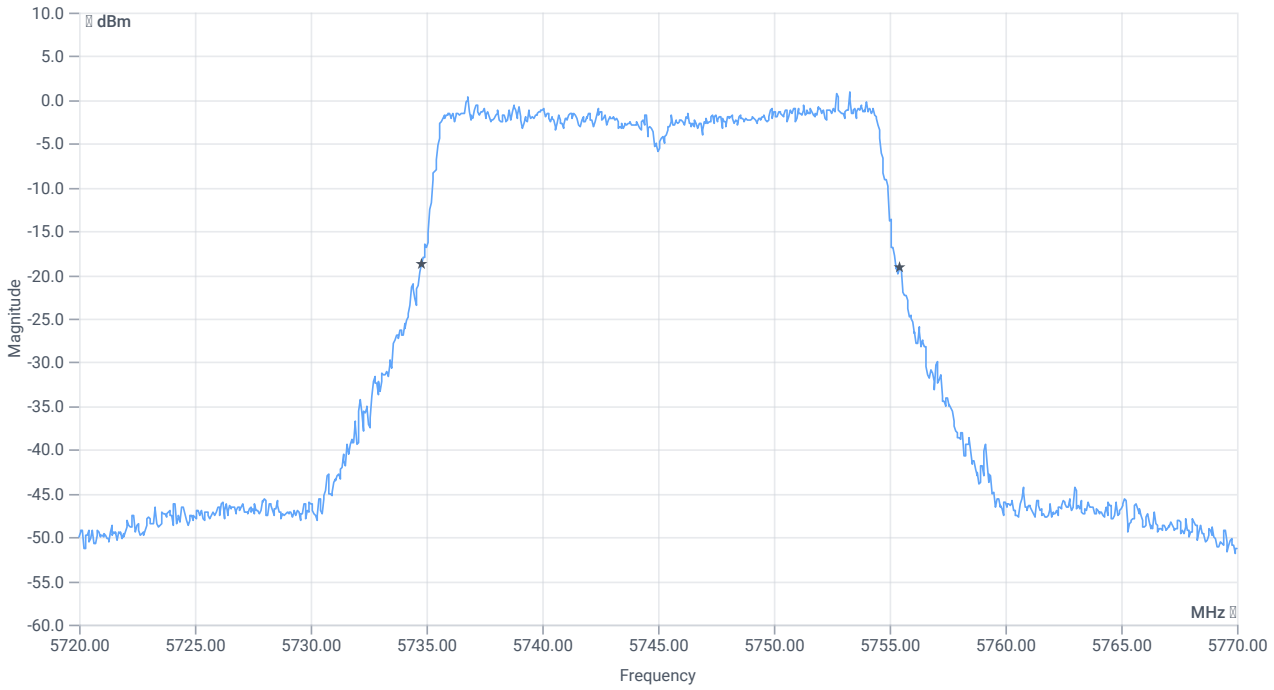

BW 20dB

BW within band 20dB

RESULT

DESCRIPTION	LOWER LIMIT	UPPER LIMIT	MEASURED	UNIT	VERDICT
Bandwidth 20dB	---	---	20.7	MHz	INFO
T1 20dB	5725.000000	---	5734.7500	MHz	PASS

RESULT

DESCRIPTION	LOWER LIMIT	UPPER LIMIT	MEASURED	UNIT	VERDICT
T2 20dB	---	5850.000000	5755.4500	MHz	PASS since U-NII-4 is supported

Verdict
PASS

ISED RSS247 # Max output power and psd ~ WLAN5Gx ax-HE20 U-NII-3

References

TC start	02.06.2026 10:29:12
Ambit temp (test rack) [°C] | humidity [rel%]	24.9 | 46
System version	6.0.7.5
Standard | Version	ISED RSS247 | NI
Method	
Description	ISED Max Output Power & PSD - WLAN5Gx ax-HE20 U-NII-3
Information	

EUT Common Settings WLAN5Gx

Number of antenna ports	2
User Interaction	No
Device class U-NII-1 (FCC)	Client
Limit W52 japan	Standard
TPC supported	No
Vehicle use (ISED)	No

Equipment

Signal analyzer,Rohde&Schwarz,FSV-40,1307.9002K40/101042,3.71
Switch matrix,cetecom advanced GmbH,USM,B002,1.0.0

Test Parameter

Technology to test	WLAN5Gx ax-HE20
EUT port	EUT1
Temperature	nom
Voltage	nom
Frequency low to test	True | Freq [MHz] 5745
Frequency mid to test	False | Freq [MHz] 5785
Frequency high to test	False | Freq [MHz] 5825
Auto control enabled power supply | Climatic Box	No | No
Additional path loss [dB]	0
Full path type	EUT_SA_GEN_SIG
Full path name	EUT1.MP.SIG1/EUT1.SA/EUT1.GEN1/EUT1.GEN2/
Switch bits	00010001:00010001:00000000:00000001

Test at TX 5745 MHz

RESULT: Reference power cond.

DESCRIPTION	LOWER LIMIT	UPPER LIMIT	MEASURED	UNIT	VERDICT
Ref. power 1MHz/1MHz cond.	---	---	5.87	dBm	INFO
Ref. frequency	---	---	5750.590	MHz	INFO

Evaluation max. duty cycle

Duty cycle evaluation

DESCRIPTION	LOWER LIMIT	UPPER LIMIT	MEASURED	UNIT	VERDICT
Duty cycle min	---	---	0	dB	DC > 98% defined

Evaluation bandwidth

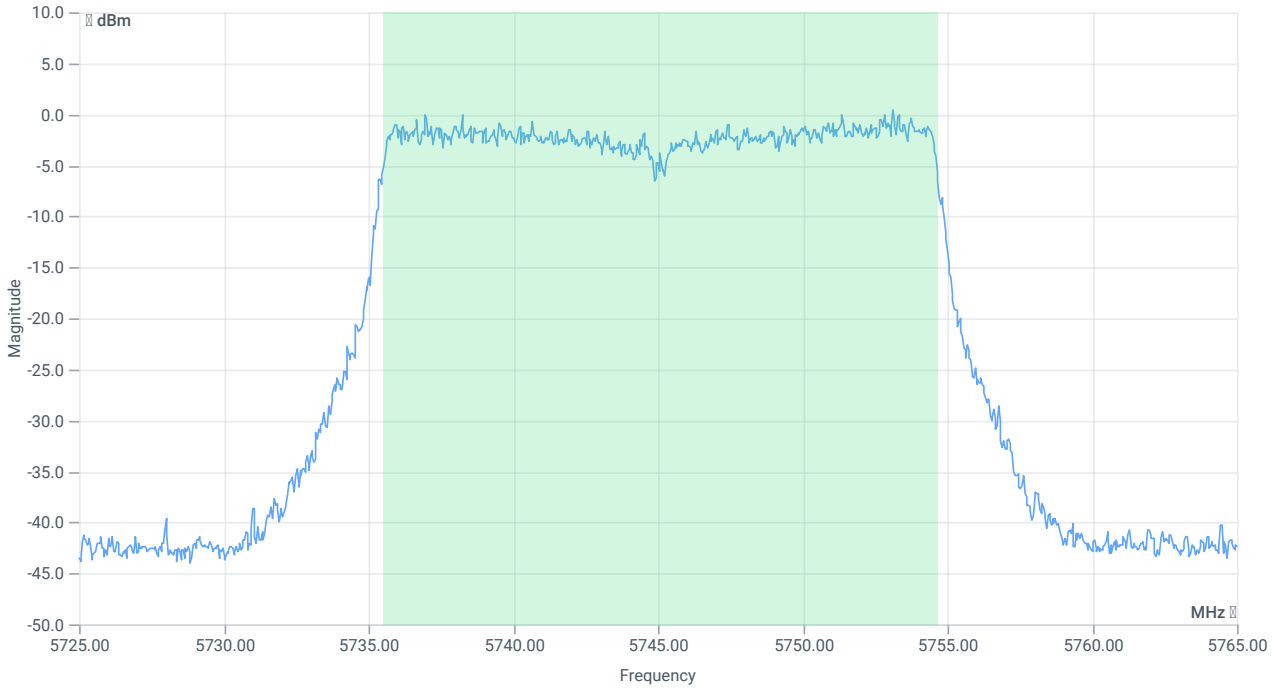

BW 99PCT

RESULT

DESCRIPTION	LOWER LIMIT	UPPER LIMIT	MEASURED	UNIT	VERDICT
Bandwidth 99%	---	---	19.141	MHz	INFO
T1 99%	---	---	5735.4895	MHz	INFO
T2 99%	---	---	5754.6304	MHz	INFO

Maximum Output Power

Antenna gain

Considered antenna gain [dBi]:	5.8 @ 5745 MHz

READ SA SETTINGS:

RefLevel [dBm] | RefLevelOffset [dB] | InpAtt [dB]	17.87 | 12.81 | 20
Start [MHz] | Stop [MHz]	5725.000 | 5765.000
RBW [MHz] | VBW [MHz]	1.000000 | 3.000000
Detector | TraceMode	RMS | MAXH
Sweep: time [ms] | count | points per Section | type	59600 | 1 | 161 | SWE

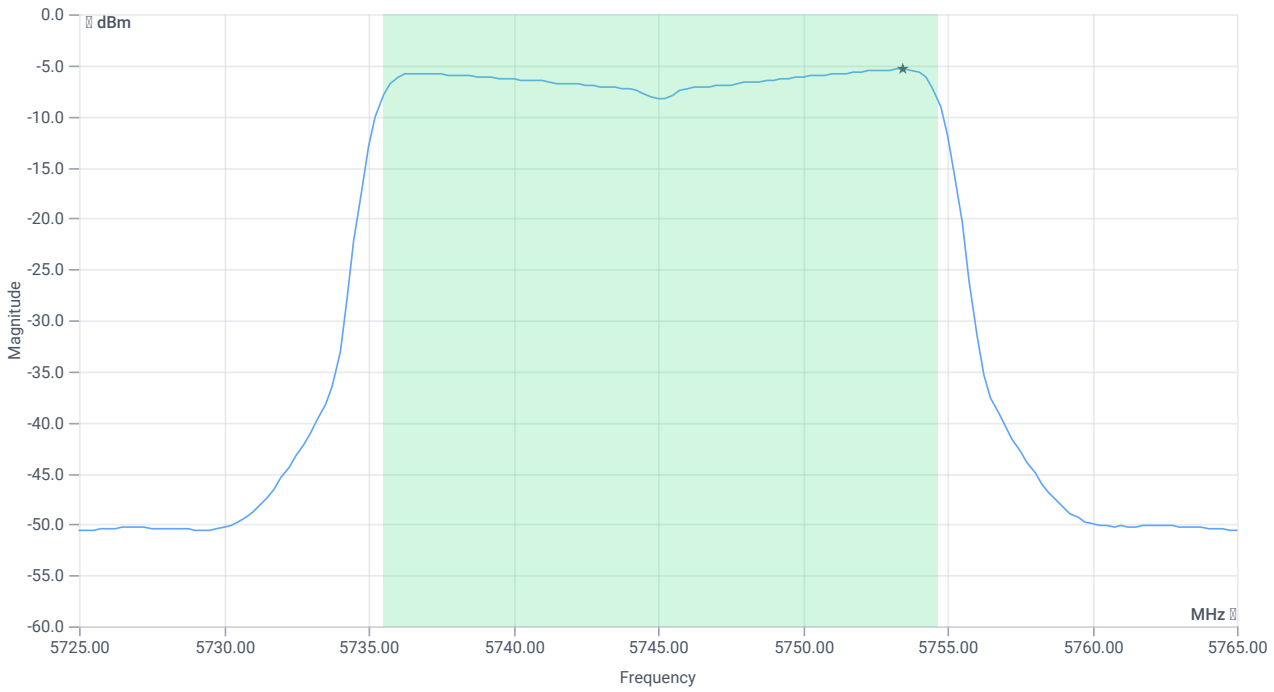

Max OP and PSD (without antenna gain)

RESULT

DESCRIPTION	LOWER LIMIT	UPPER LIMIT	MEASURED	UNIT	VERDICT
Max output power cond	---	---	6.1	dBm	INFO
Duty cycle correction	---	---	0	dB	INFO
LIMIT absolute cond					
Max output power DC corrected cond	---	30	6.1	dBm	PASS
Antenna gain applied			5.8	dBi	INFO
LIMIT absolute eirp (RSS-247 §6.2.4)					
Max output power DC corrected eirp	---	36	11.9	dBm	PASS

READ SA SETTINGS:

RefLevel [dBm] | RefLevelOffset [dB] | InpAtt [dB]	17.87 | 12.81 | 25
Start [MHz] | Stop [MHz]	5725.000 | 5765.000
RBW [MHz] | VBW [MHz]	0.500000 | 3.000000
Detector | TraceMode	RMS | MAXH
Sweep: time [ms] | count | points per Section | type	59600 | 1 | 161 | SWE

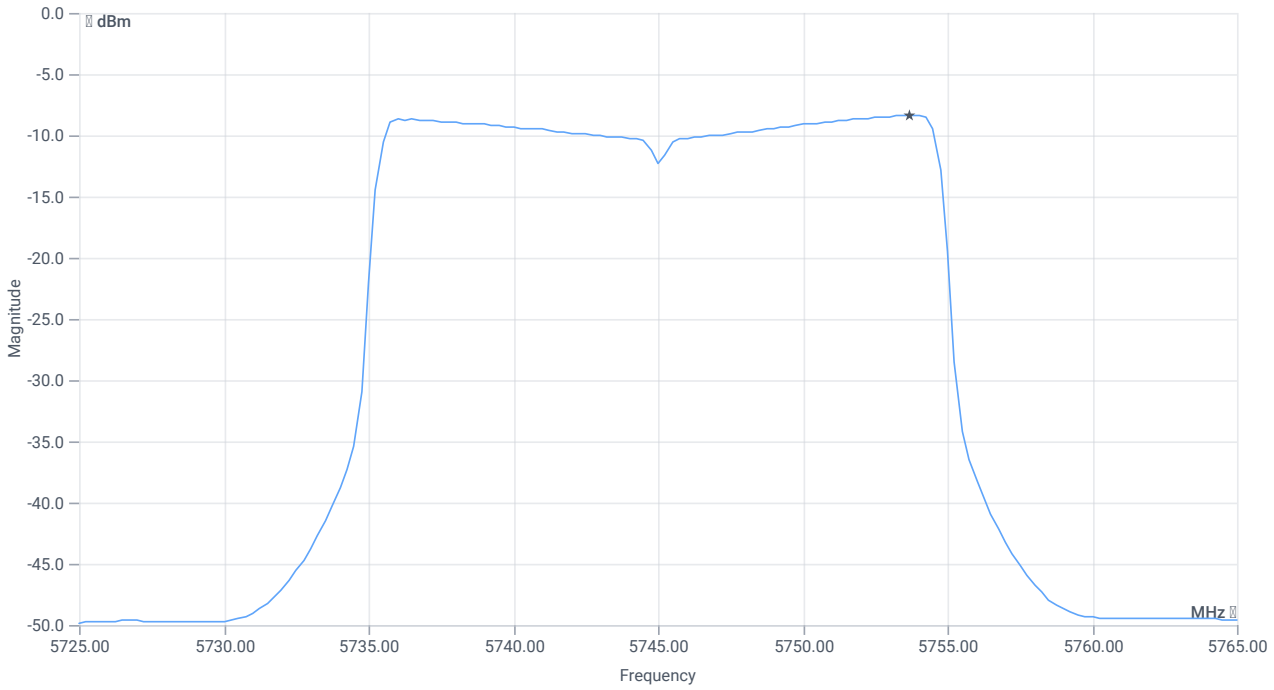

PSD UNII-3

RESULT

DESCRIPTION	LOWER LIMIT	UPPER LIMIT	MEASURED	UNIT	VERDICT
Power spectral density cond	---		-8.34	dBm/0.5MHz	INFO
Power spectral density DC corrected cond	---	30	-8.34	dBm/0.5MHz	PASS

Verdict
PASS

FCC 15.407 # Max output power and psd ~ WLAN5Gx ax-HE20 U-NII-3

References

TC start	02.06.2026 10:26:37
Ambit temp (test rack) [°C] | humidity [rel%]	24.9 | 46
System version	6.0.7.5
Standard | Version	FCC 15.407 | NI
Method	KDB789033 D02, F., E.2.e.
Description	FCC 15.407 Max Output Power & PSD - WLAN5Gx ax-HE20 U-NII-3
Information	

EUT Common Settings WLAN5Gx

Number of antenna ports	2
User Interaction	No
Device class U-NII-1 (FCC)	Client
Limit W52 japan	Standard
TPC supported	No
Vehicle use (ISED)	No

Equipment

Signal analyzer,Rohde&Schwarz,FSV-40,1307.9002K40/101042,3.71
Switch matrix,cetecom advanced GmbH,USM,B002,1.0.0

Test Parameter

Technology to test	WLAN5Gx ax-HE20
EUT port	EUT1
Temperature	nom
Voltage	nom
Frequency low to test	True | Freq [MHz] 5745
Frequency mid to test	False | Freq [MHz] 5785
Frequency high to test	False | Freq [MHz] 5825
Auto control enabled power supply | Climatic Box	No | No
Additional path loss [dB]	0
Full path type	EUT_SA_GEN_SIG
Full path name	EUT1.MP.SIG1/EUT1.SA/EUT1.GEN1/EUT1.GEN2/
Switch bits	00010001:00010001:00000000:00000001

Test at TX 5745 MHz

RESULT: Reference power cond.

DESCRIPTION	LOWER LIMIT	UPPER LIMIT	MEASURED	UNIT	VERDICT
Ref. power 1MHz/1MHz cond.	---	---	5.87	dBm	INFO
Ref. frequency	---	---	5737.810	MHz	INFO

Evaluation max. duty cycle

Duty cycle evaluation

DESCRIPTION	LOWER LIMIT	UPPER LIMIT	MEASURED	UNIT	VERDICT
Duty cycle min	---	---	0	dB	DC > 98% defined

Evaluation bandwidth

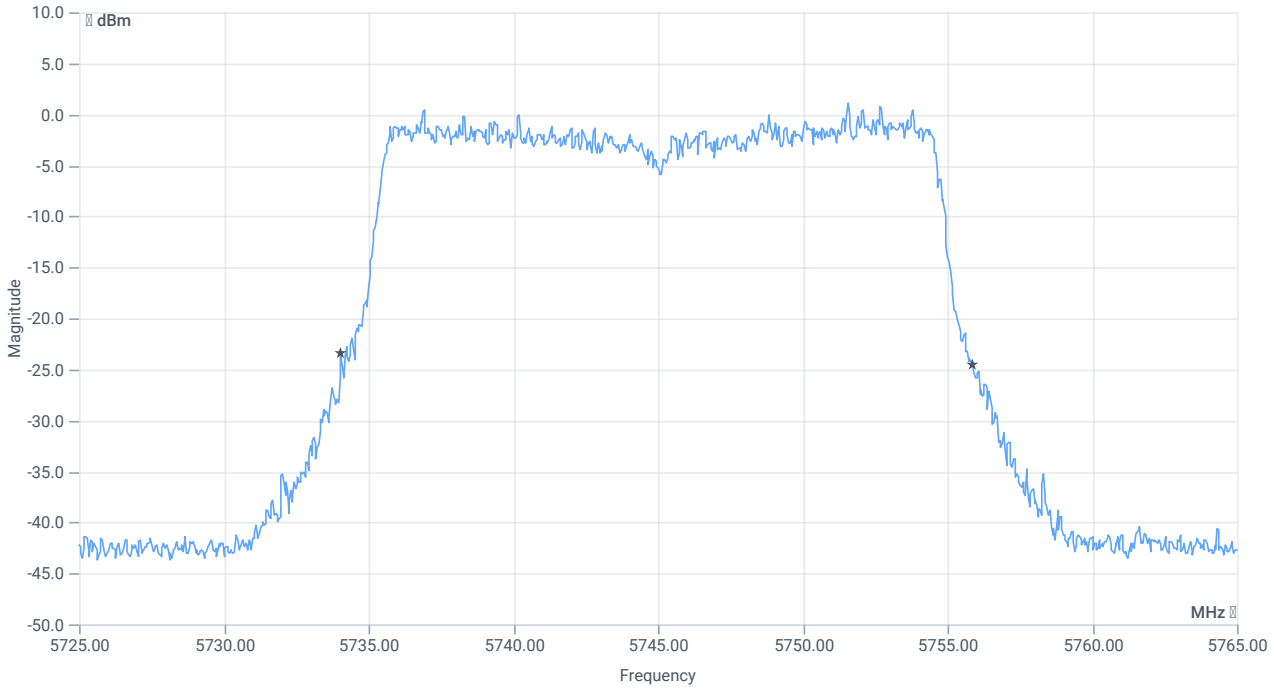

BW 26dB

RESULT

DESCRIPTION	LOWER LIMIT	UPPER LIMIT	MEASURED	UNIT	VERDICT
Bandwidth 26dB	---	---	21.84	MHz	INFO
T1 26dB	---	---	5734.0400	MHz	INFO
T2 26dB	---	---	5755.8800	MHz	INFO

Maximum Output Power

READ SA SETTINGS:

RefLevel [dBm] | RefLevelOffset [dB] | InpAtt [dB]	17.87 | 12.81 | 20
Start [MHz] | Stop [MHz]	5725.000 | 5765.000
RBW [MHz] | VBW [MHz]	1.000000 | 3.000000
Detector | TraceMode	RMS | MAXH
Sweep: time [ms] | count | points per Section | type	59600 | 1 | 161 | SWE

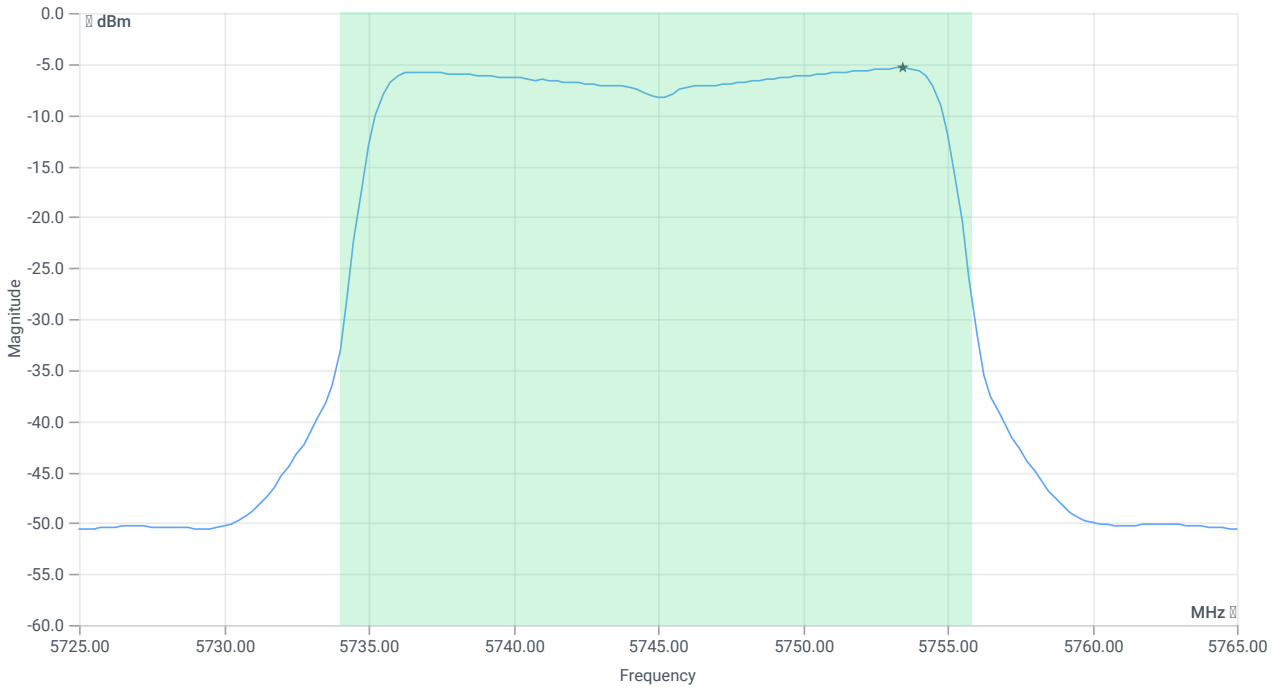

Max OP and PSD

RESULT

CONDUCTED LIMITS FOR MAX ANTENNA GAIN OF 6 D BI					
Description	Lower Limit	Upper Limit	Measured	Unit	Verdict
Max output power cond	---	---	6.19	dBm	INFO
Duty cycle correction	---	---	0	dB	INFO
LIMIT absolute:					
Max output power DC corrected cond	---	30	6.19	dBm	PASS
LIMIT: 11 dBm + 10 log 21.84					
Max output power DC corrected cond	---	24.39	6.19	dBm	na

Power Spectral Density U-NII-3

READ SA SETTINGS:

RefLevel [dBm] | RefLevelOffset [dB] | InpAtt [dB]	17.87 | 12.81 | 25

READ SA SETTINGS:

Start [MHz] | Stop [MHz]	5725.000 | 5765.000
RBW [MHz] | VBW [MHz]	0.500000 | 3.000000
Detector | TraceMode	RMS | MAXH
Sweep: time [ms] | count | points per Section | type	59600 | 1 | 161 | SWE

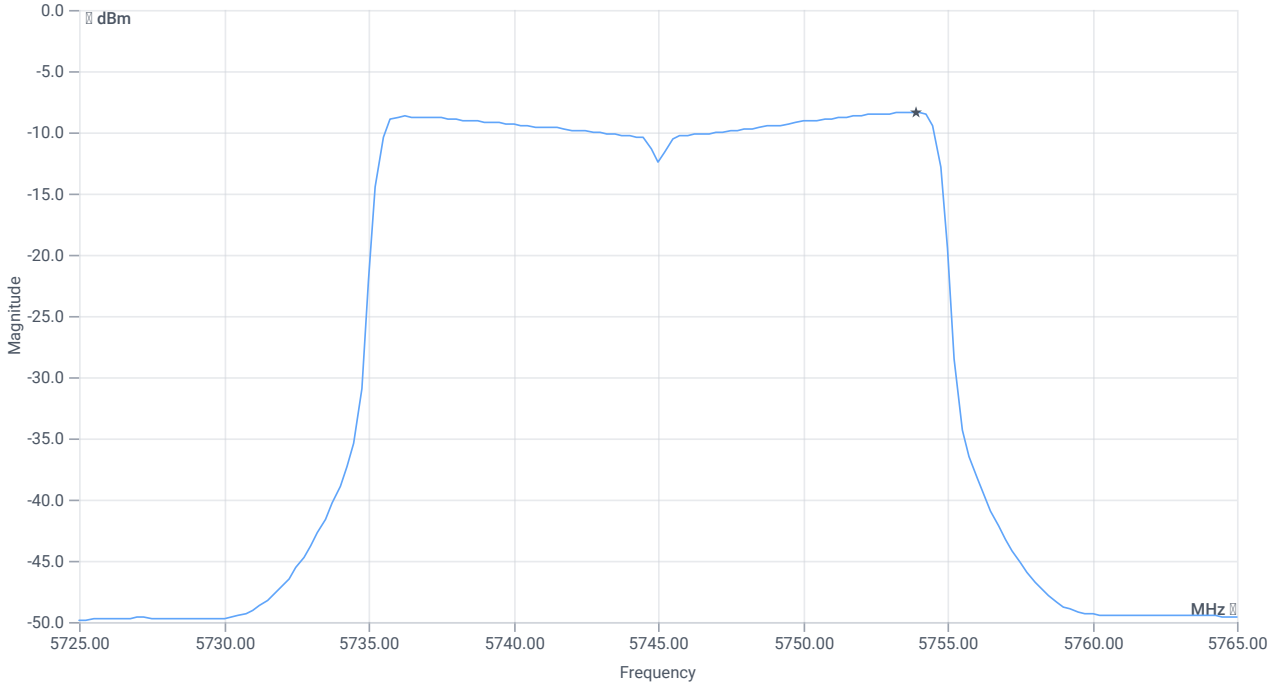

PSD UNII-3

RESULT

CONDUCTED LIMITS FOR MAX ANTENNA GAIN OF 6 D BI					
Description	Lower Limit	Upper Limit	Measured	Unit	Verdict
Power spectral density cond	---	---	-8.35	dBm/0.5MHz	INFO
Duty cycle correction	---	---	0	dB	INFO
Power spectral density DC corrected cond	---	30	-8.35	dBm/0.5MHz	PASS

Verdict
PASS

NA # Peak output power 3MHz/3MHz ~ WLAN5Gx ax-HE20 U-NII-3

References

TC start	02.06.2026 10:26:10
Ambit temp (test rack) [°C] | humidity [rel%]	24.9 | 46
System version	6.0.7.5
Standard | Version	NA | NI
Method	
Description	Peak OP 3MHz/3MHz - WLAN5Gx ax-HE20 U-NII-3
Information	

EUT Common Settings WLAN5Gx

Number of antenna ports	2
User Interaction	No
Device class U-NII-1 (FCC)	Client
Limit W52 japan	Standard
TPC supported	No
Vehicle use (ISED)	No

Equipment

Signal analyzer,Rohde&Schwarz,FSV-40,1307.9002K40/101042,3.71
Switch matrix,cetecom advanced GmbH,USM,B002,1.0.0

Test Parameter

Technology to test	WLAN5Gx ax-HE20
EUT port	EUT1
Temperature	nom
Voltage	nom
Frequency low to test	True | Freq [MHz] 5745
Frequency mid to test	False | Freq [MHz] 5785
Frequency high to test	False | Freq [MHz] 5825
Auto control enabled power supply | Climatic Box	No | No
Additional path loss [dB]	0
Full path type	EUT_SA_GEN_SIG
Full path name	EUT1.MP.SIG1/EUT1.SA/EUT1.GEN1/EUT1.GEN2/
Switch bits	00010001:00010001:00000000:00000001

Test at TX 5745 MHz

RESULT: Reference power cond.

DESCRIPTION	LOWER LIMIT	UPPER LIMIT	MEASURED	UNIT	VERDICT
Ref. power 1MHz/1MHz cond.	---	---	4.04	dBm	INFO
Ref. frequency	---	---	5749.000	MHz	INFO

READ SA SETTINGS:

RefLevel [dBm] | RefLevelOffset [dB] | InpAtt [dB]	16.04 | 12.81 | 20
Start [MHz] | Stop [MHz]	5720.000 | 5770.000
RBW [MHz] | VBW [MHz]	3.000000 | 3.000000
Detector | TraceMode	POS | MAXH
Sweep: time [ms] | count | points per Section | type	300 | 20 | 1001 | SWE

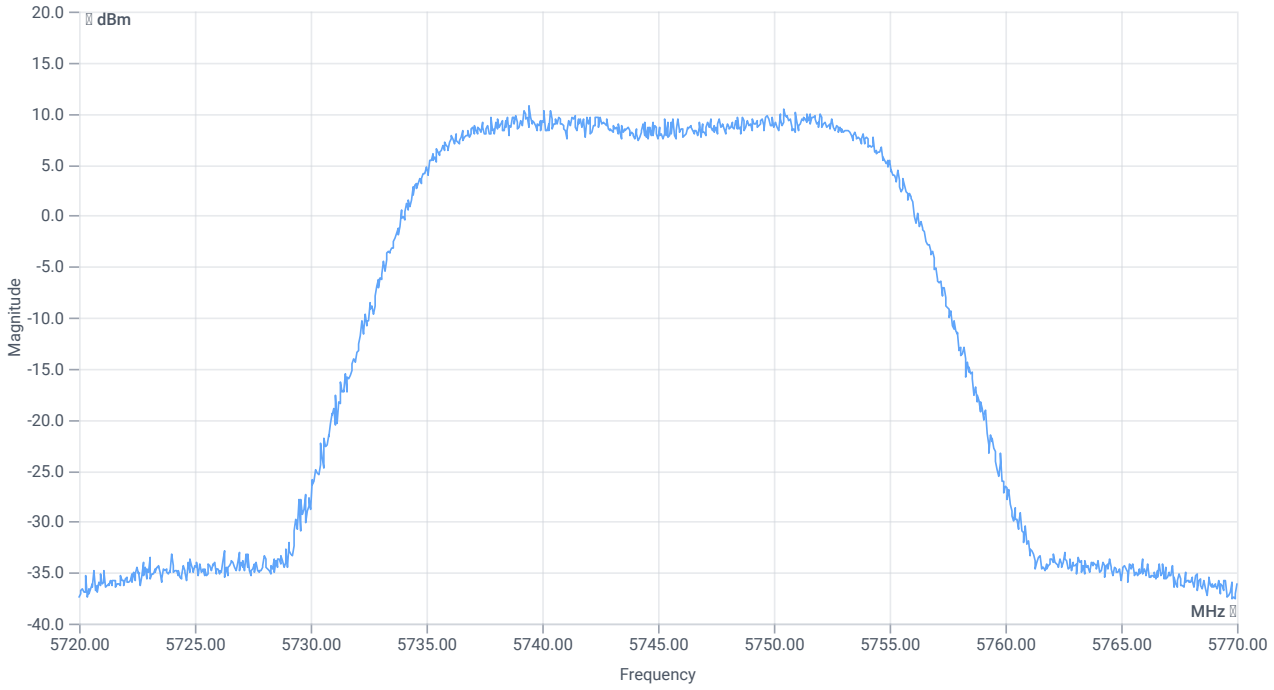

Peak output power

RESULT

DESCRIPTION	LOWER LIMIT	UPPER LIMIT	MEASURED	UNIT	VERDICT
Peak Power	---	---	10.7	dBm	INFO
Peak Power	---	---	11.748976	mW	INFO
Frequency at Peak	---	---	5739.456	MHz	INFO

Verdict
PASS

NA # Message with SA scan ~

References

TC start	02.06.2026 10:25:57
Ambit temp (test rack) [°C] | humidity [rel%]	24.9 | 46
System version	6.0.7.5
Standard | Version	NA | NI
Method	
Description	Message with SA Scan ax-HE20 U-NII-3
Information	

Equipment

Signal analyzer,Rohde&Schwarz,FSV-40,1307.9002K40/101042,3.71
Switch matrix,cetecom advanced GmbH,USM,B002,1.0.0

Test Parameter

Full path type	EUT_SA_GEN_SIG
Full path name	EUT1.MP.SIG1/EUT1.SA/EUT1.GEN1/EUT1.GEN2/
Switch bits	00010001:00010001:00000000:00000001
Message start	02.06.2026 10:26:00
Message	set WLAN5Gx to ax-HE20 U-NII-3, Frequency [MHz] 5745 , Information:

Verdict
INFO

FCC 15.407, ISED RSS247 # Emission mask (eirp) ~ WLAN5Gx ac-VHT20 mode U-NII-3

References

TC start	02.06.2026 10:16:20
Ambit temp (test rack) [°C] | humidity [rel%]	25.0 | 46
System version	6.0.7.5
Standard | Version	FCC 15.407, ISED RSS247 | NI
Method	NI
Description	FCC 15.407 Emission mask - WLAN5Gx ac-VHT20 mode U-NII-3
Information	

EUT Common Settings WLAN5Gx

Number of antenna ports	2
User Interaction	No
Device class U-NII-1 (FCC)	Client
Limit W52 japan	Standard
TPC supported	No
Vehicle use (ISED)	No

Equipment

Signal analyzer,Rohde&Schwarz,FSV-40,1307.9002K40/101042,3.71
Switch matrix,cetecom advanced GmbH,USM,B002,1.0.0

Test Parameter

Technology to test	WLAN5Gx ac-VHT20 mode
EUT port	EUT2
Temperature	nom
Voltage	nom
Frequency low to test	False | Freq [MHz] 5745
Frequency mid to test	False | Freq [MHz] 5785
Frequency high to test	True | Freq [MHz] 5825
Auto control enabled power supply | Climatic Box	No | No
Additional path loss [dB]	0
Full path type	EUT_SA_GEN_SIG
Full path name	EUT2.MP.SIG1/EUT2.SA/EUT2.GEN1/EUT2.GEN2/
Switch bits	00100010:00010001:00000000:00000001

Test at TX 5825 MHz

Number of antenna ports: 2

reduction of limit due to number of antenna ports [dB]: 3

RESULT: Reference power cond.

DESCRIPTION	LOWER LIMIT	UPPER LIMIT	MEASURED	UNIT	VERDICT
Ref. power 1MHz/1MHz cond.	---	---	2.53	dBm	INFO
Ref. frequency	---	---	5819.810	MHz	INFO

Antenna gain

Considered antenna gain [dBi]:	6.06 / max found in range 5625 to 5950 MHz

READ SA SETTINGS:

RefLevel [dBm] | RefLevelOffset [dB] | InpAtt [dB]	5.53 | 12.56 | 10
Start [MHz] | Stop [MHz]	5625.000 | 5950.000
RBW [MHz] | VBW [MHz]	1.000000 | 3.000000
Detector | TraceMode	POS | MAXH
Sweep: time [ms] | count | points per Section | type	1 | 2500 | 1001 | SWE

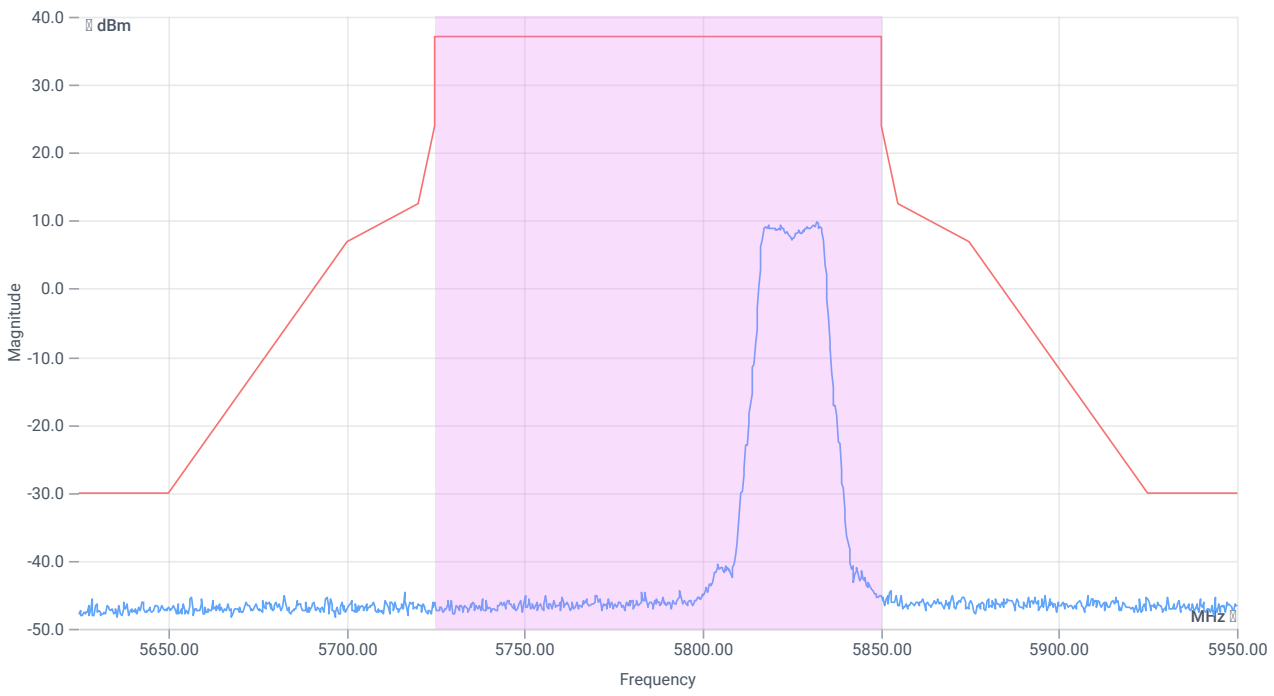

Emission Mask (e.i.r.p)

RESULT

DESCRIPTION	LOWER LIMIT	UPPER LIMIT	MEASURED	UNIT	VERDICT

Verdict
PASS

FCC 15.407, ISED RSS247 # Minimum emission bandwidth ~ WLAN5Gx ac-VHT20 mode U-NII-3

References

TC start	02.06.2026 10:15:44
Ambit temp (test rack) [°C] | humidity [rel%]	25.0 | 46
System version	6.0.7.5
Standard | Version	FCC 15.407, ISED RSS247 | NI
Method	KDB789033 D02, C.2.
Description	FCC 15.407 Min Emission Bandwidth - WLAN5Gx ac-VHT20 mode U-NII-3
Information	

EUT Common Settings WLAN5Gx

Number of antenna ports	2
User Interaction	No
Device class U-NII-1 (FCC)	Client
Limit W52 japan	Standard
TPC supported	No
Vehicle use (ISED)	No

Equipment

Signal analyzer,Rohde&Schwarz,FSV-40,1307.9002K40/101042,3.71
Switch matrix,cetecom advanced GmbH,USM,B002,1.0.0

Test Parameter

Technology to test	WLAN5Gx ac-VHT20 mode
EUT port	EUT2
Temperature	nom
Voltage	nom
Frequency low to test	False | Freq [MHz] 5745
Frequency mid to test	False | Freq [MHz] 5785
Frequency high to test	True | Freq [MHz] 5825
Auto control enabled power supply | Climatic Box	No | No
Additional path loss [dB]	0
Full path type	EUT_SA_GEN_SIG
Full path name	EUT2.MP.SIG1/EUT2.SA/EUT2.GEN1/EUT2.GEN2/
Switch bits	00100010:00010001:00000000:00000001

Test at TX 5825 MHz

RESULT: Reference power cond.

DESCRIPTION	LOWER LIMIT	UPPER LIMIT	MEASURED	UNIT	VERDICT
Ref. power 1MHz/1MHz cond.	---	---	2.43	dBm	INFO
Ref. frequency	---	---	5822.800	MHz	INFO

READ SA SETTINGS:

RefLevel [dBm] | RefLevelOffset [dB] | InpAtt [dB]	14.43 | 12.56 | 20
Start [MHz] | Stop [MHz]	5800.000 | 5850.000
RBW [MHz] | VBW [MHz]	0.100000 | 0.300000
Detector | TraceMode	POS | MAXH
Sweep: time [ms] | count | points per Section | type	2 | 1500 | 1001 | SWE

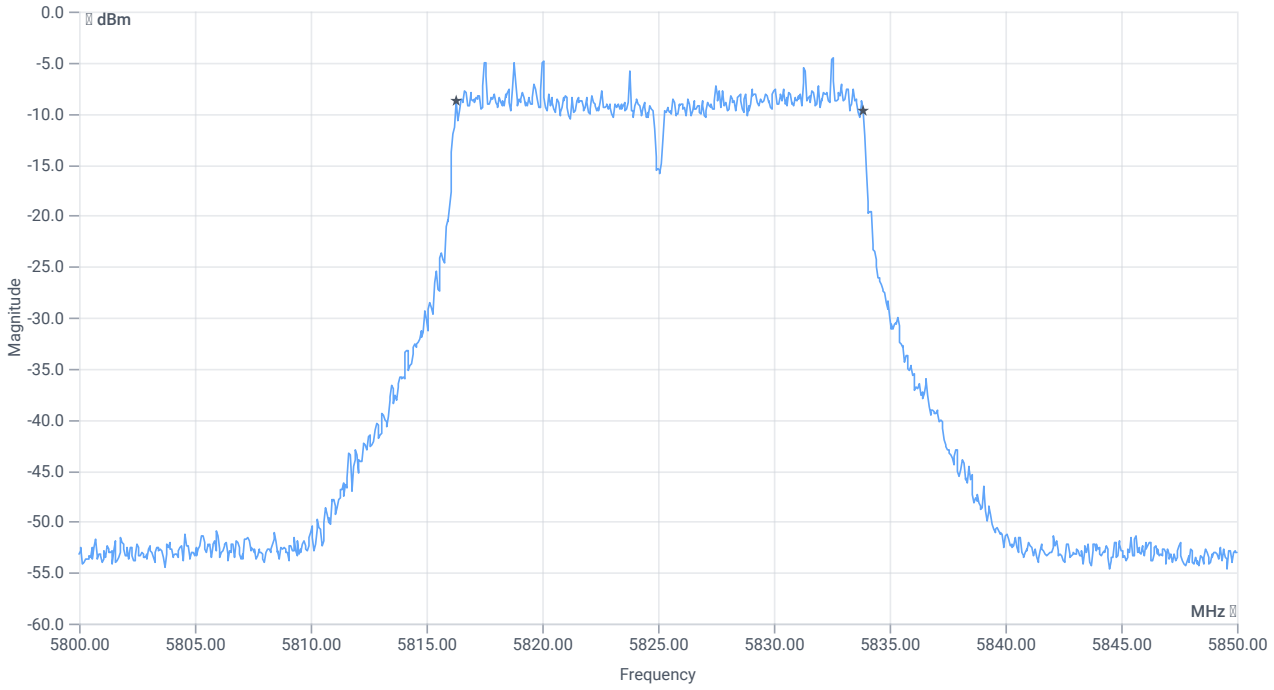

BW 6dB

RESULT

DESCRIPTION	LOWER LIMIT	UPPER LIMIT	MEASURED	UNIT	VERDICT
Bandwidth (6dB)	0.500	---	17.6	MHz	PASS

Verdict
PASS

FCC 15.407, ISED RSS247 # Bandwidths 99PCT and 26dB (UNII-3 20dB) ~ WLAN5Gx ac-VHT20 mode U-NII-3

References

TC start	02.06.2026 10:15:06
Ambit temp (test rack) [°C] | humidity [rel%]	25.0 | 46
System version	6.0.7.5
Standard | Version	FCC 15.407, ISED RSS247 | NI
Method	26dB Bandwidth KDB789033 D02, C.1 / ISED RSS-GEN
Description	FCC 15.407 Bandwidths - WLAN5Gx ac-VHT20 mode U-NII-3
Information	

EUT Common Settings WLAN5Gx

Number of antenna ports	2
User Interaction	No
Device class U-NII-1 (FCC)	Client
Limit W52 japan	Standard
TPC supported	No
Vehicle use (ISED)	No

Equipment

Signal analyzer,Rohde&Schwarz,FSV-40,1307.9002K40/101042,3.71
Switch matrix,cetecom advanced GmbH,USM,B002,1.0.0

Test Parameter

Technology to test	WLAN5Gx ac-VHT20 mode
EUT port	EUT2
Temperature	nom
Voltage	nom
Frequency low to test	False | Freq [MHz] 5745
Frequency mid to test	False | Freq [MHz] 5785
Frequency high to test	True | Freq [MHz] 5825
Auto control enabled power supply | Climatic Box	No | No
Additional path loss [dB]	0
Full path type	EUT_SA_GEN_SIG
Full path name	EUT2.MP.SIG1/EUT2.SA/EUT2.GEN1/EUT2.GEN2/
Switch bits	00100010:00010001:00000000:00000001

Test at TX 5825 MHz

RESULT: Reference power cond.

DESCRIPTION	LOWER LIMIT	UPPER LIMIT	MEASURED	UNIT	VERDICT
Ref. power 1MHz/1MHz cond.	---	---	2.33	dBm	INFO
Ref. frequency	---	---	5832.590	MHz	INFO

READ SA SETTINGS:

RefLevel [dBm] | RefLevelOffset [dB] | InpAtt [dB]	10.33 | 12.56 | 15
Start [MHz] | Stop [MHz]	5800.000 | 5850.000
RBW [MHz] | VBW [MHz]	0.300000 | 1.000000
Detector | TraceMode	POS | MAXH
Sweep: time [ms] | count | points per Section | type	1 | 2500 | 1001 | SWE

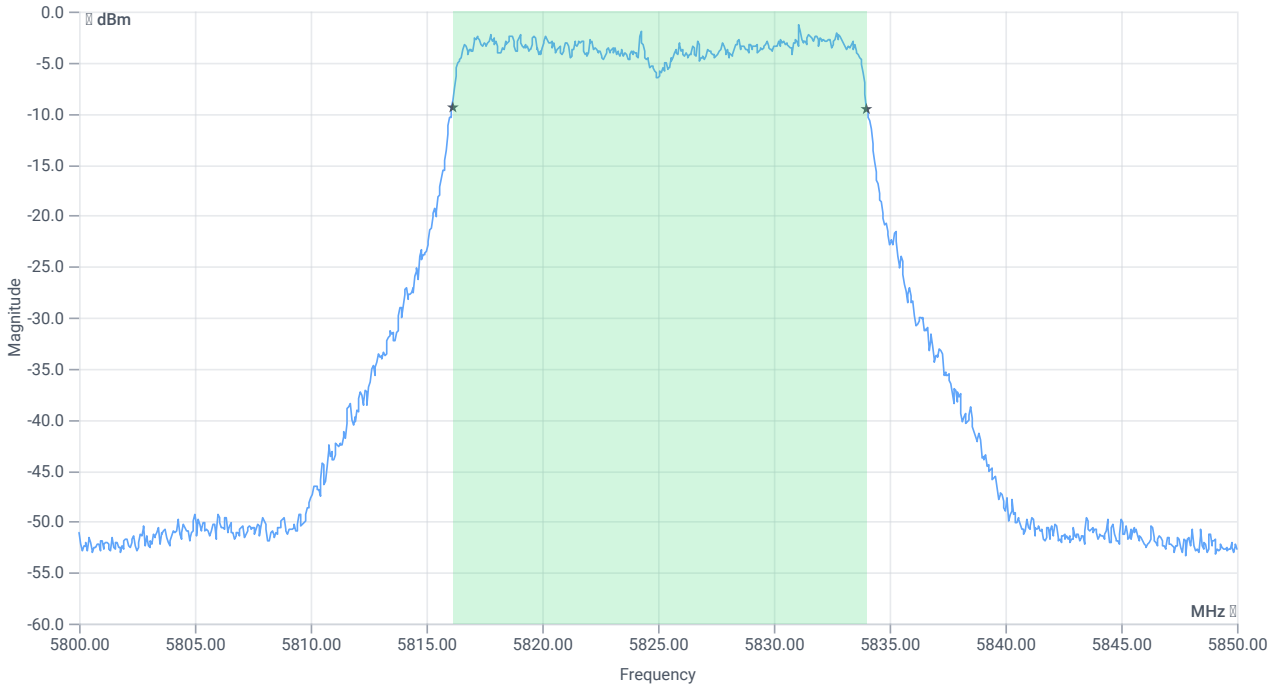

BW 99PCT

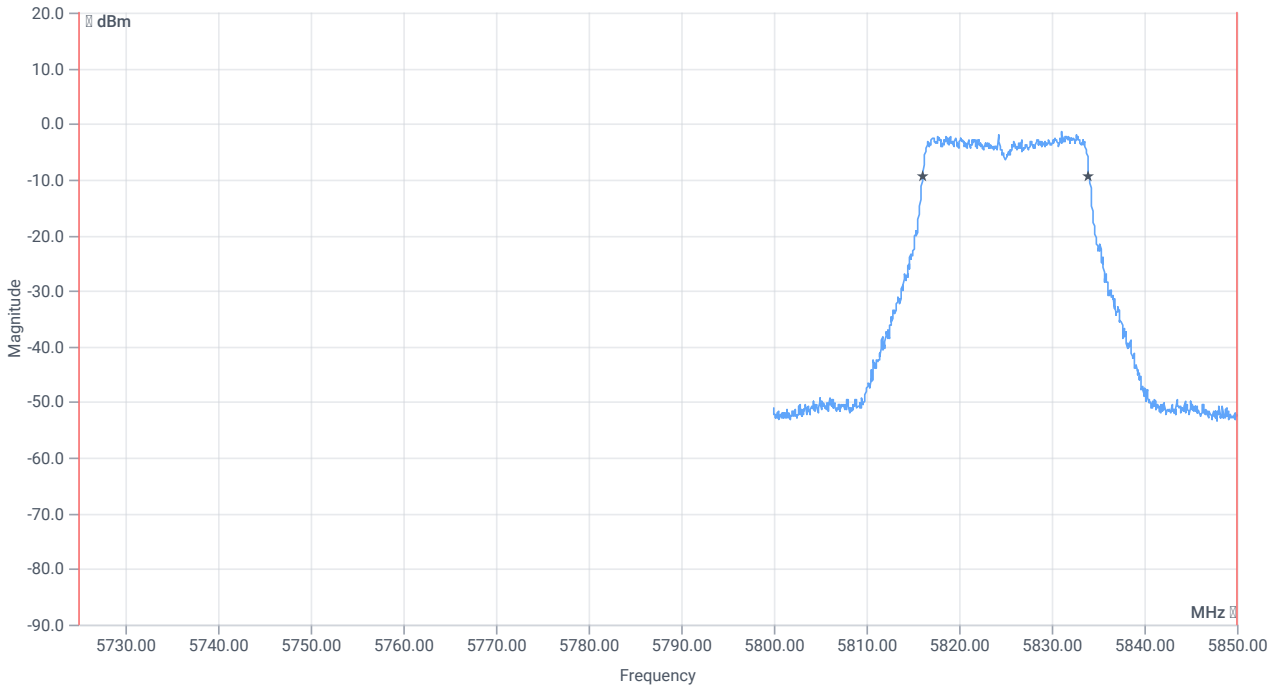

BW within band 99PCT

RESULT

DESCRIPTION	LOWER LIMIT	UPPER LIMIT	MEASURED	UNIT	VERDICT
Bandwidth 99%	---	---	17.882	MHz	INFO
T1 99%	5725.000000	---	5816.1089	MHz	PASS
T2 99%	---	5850.000000	5833.9910	MHz	PASS since U-NII-4 is supported

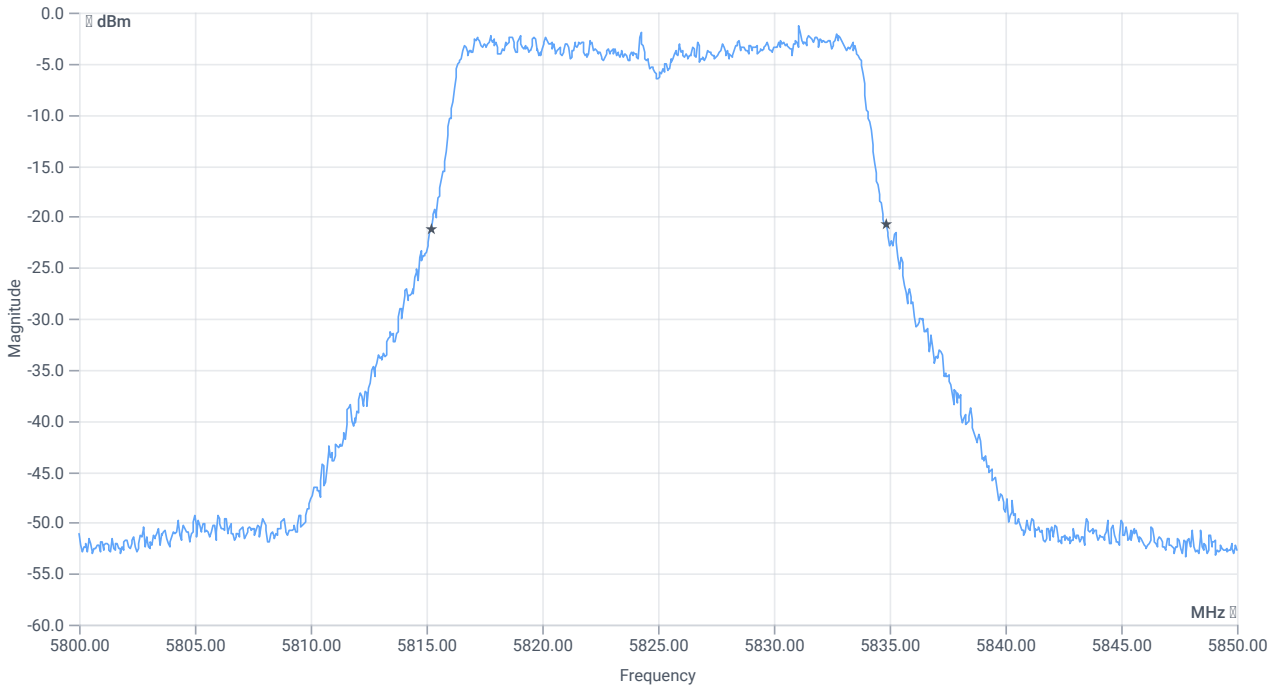

BW 20dB

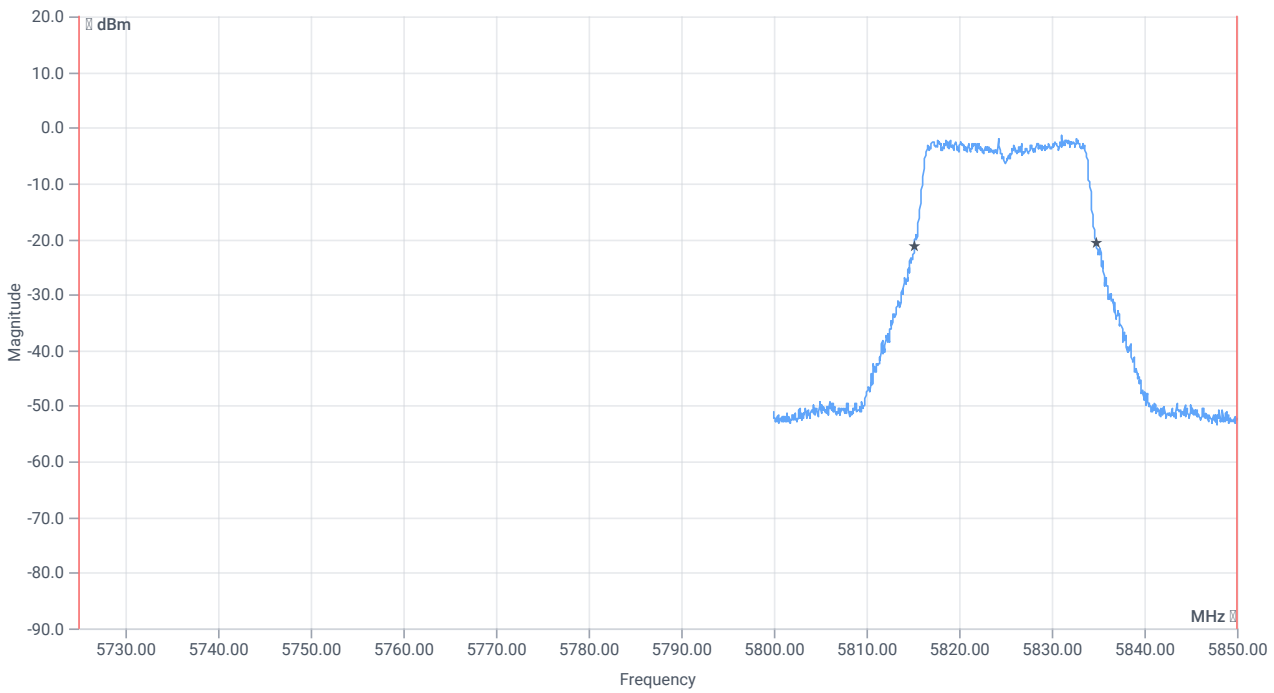

BW within band 20dB

RESULT

DESCRIPTION	LOWER LIMIT	UPPER LIMIT	MEASURED	UNIT	VERDICT
Bandwidth 20dB	---	---	19.65	MHz	INFO
T1 20dB	5725.000000	---	5815.2000	MHz	PASS

RESULT

DESCRIPTION	LOWER LIMIT	UPPER LIMIT	MEASURED	UNIT	VERDICT
T2 20dB	---	5850.000000	5834.8500	MHz	PASS since U-NII-4 is supported

Verdict
PASS

ISED RSS247 # Max output power and psd ~ WLAN5Gx ac-VHT20 mode U-NII-3

References

TC start	02.06.2026 10:12:31
Ambit temp (test rack) [°C] | humidity [rel%]	25.0 | 45
System version	6.0.7.5
Standard | Version	ISED RSS247 | NI
Method	
Description	ISED Max Output Power & PSD - WLAN5Gx ac-VHT20 mode U-NII-3
Information	

EUT Common Settings WLAN5Gx

Number of antenna ports	2
User Interaction	No
Device class U-NII-1 (FCC)	Client
Limit W52 japan	Standard
TPC supported	No
Vehicle use (ISED)	No

Equipment

Signal analyzer,Rohde&Schwarz,FSV-40,1307.9002K40/101042,3.71
Switch matrix,cetecom advanced GmbH,USM,B002,1.0.0

Test Parameter

Technology to test	WLAN5Gx ac-VHT20 mode
EUT port	EUT2
Temperature	nom
Voltage	nom
Frequency low to test	False | Freq [MHz] 5745
Frequency mid to test	False | Freq [MHz] 5785
Frequency high to test	True | Freq [MHz] 5825
Auto control enabled power supply | Climatic Box	No | No
Additional path loss [dB]	0
Full path type	EUT_SA_GEN_SIG
Full path name	EUT2.MP.SIG1/EUT2.SA/EUT2.GEN1/EUT2.GEN2/
Switch bits	00100010:00010001:00000000:00000001

Test at TX 5825 MHz

RESULT: Reference power cond.

DESCRIPTION	LOWER LIMIT	UPPER LIMIT	MEASURED	UNIT	VERDICT
Ref. power 1MHz/1MHz cond.	---	---	3.27	dBm	INFO
Ref. frequency	---	---	5821.800	MHz	INFO

Evaluation max. duty cycle

Duty cycle evaluation

DESCRIPTION	LOWER LIMIT	UPPER LIMIT	MEASURED	UNIT	VERDICT
Duty cycle min	---	---	0	dB	DC > 98% defined

Evaluation bandwidth

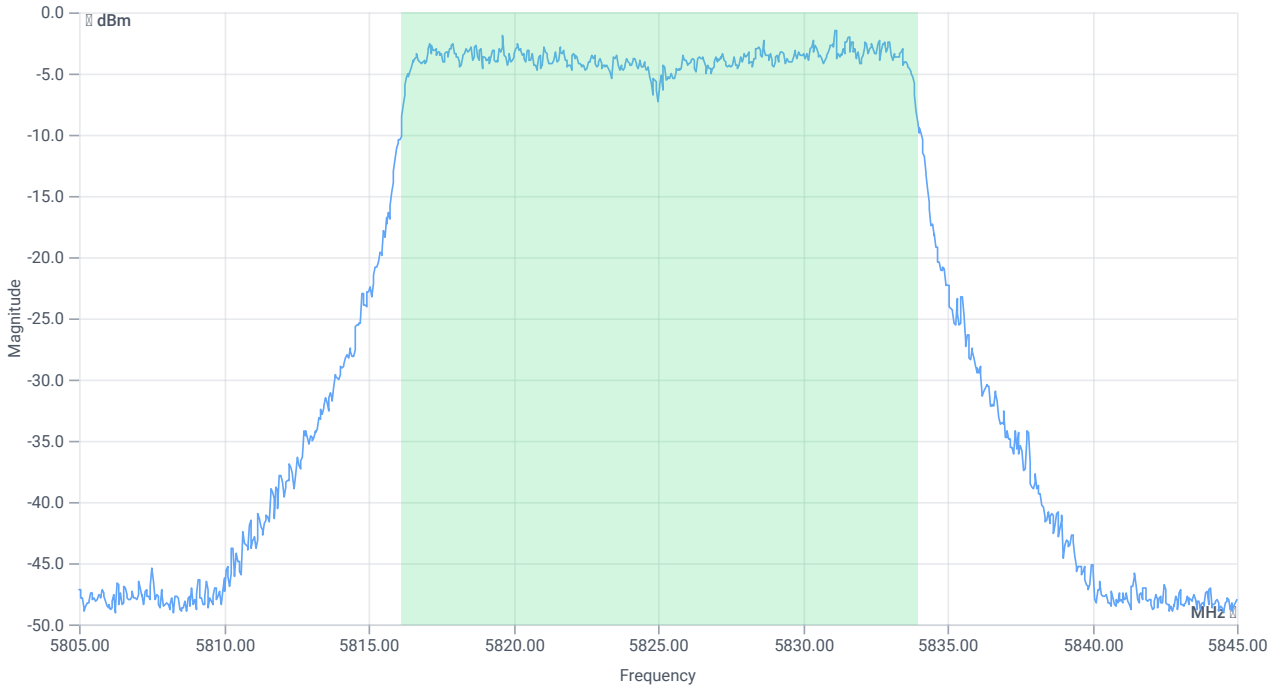

BW 99PCT

RESULT

DESCRIPTION	LOWER LIMIT	UPPER LIMIT	MEASURED	UNIT	VERDICT
Bandwidth 99%	---	---	17.862	MHz	INFO
T1 99%	---	---	5816.1289	MHz	INFO
T2 99%	---	---	5833.9910	MHz	INFO

Maximum Output Power

Antenna gain

Considered antenna gain [dBi]:	5.8 @ 5825 MHz

READ SA SETTINGS:

RefLevel [dBm] | RefLevelOffset [dB] | InpAtt [dB]	15.27 | 12.56 | 20
Start [MHz] | Stop [MHz]	5805.000 | 5845.000
RBW [MHz] | VBW [MHz]	1.000000 | 3.000000
Detector | TraceMode	RMS | MAXH
Sweep: time [ms] | count | points per Section | type	59600 | 1 | 161 | SWE

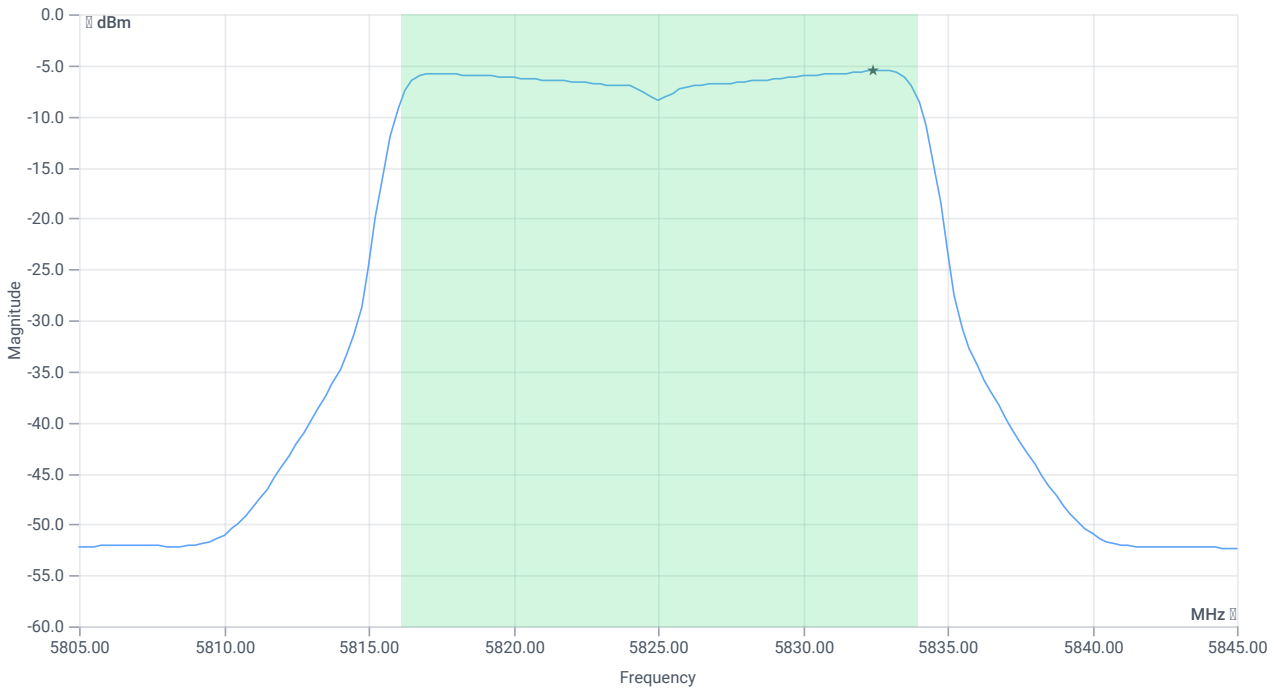

Max OP and PSD (without antenna gain)

RESULT

DESCRIPTION	LOWER LIMIT	UPPER LIMIT	MEASURED	UNIT	VERDICT
Max output power cond	---	---	5.82	dBm	INFO
Duty cycle correction	---	---	0	dB	INFO
LIMIT absolute cond					
Max output power DC corrected cond	---	30	5.82	dBm	PASS
Antenna gain applied			5.8	dBi	INFO
LIMIT absolute eirp (RSS-247 §6.2.4)					
Max output power DC corrected eirp	---	36	11.62	dBm	PASS

READ SA SETTINGS:

RefLevel [dBm] | RefLevelOffset [dB] | InpAtt [dB]	15.27 | 12.56 | 20
Start [MHz] | Stop [MHz]	5805.000 | 5845.000
RBW [MHz] | VBW [MHz]	0.500000 | 3.000000
Detector | TraceMode	RMS | MAXH
Sweep: time [ms] | count | points per Section | type	59600 | 1 | 161 | SWE

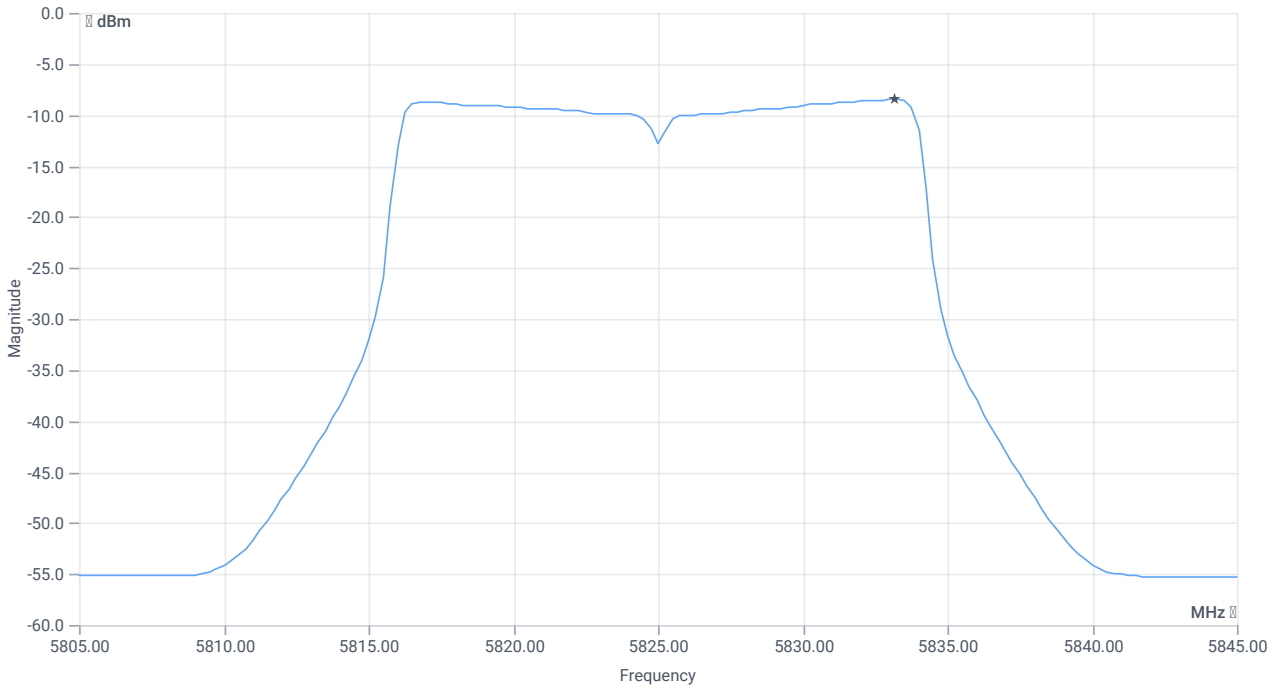

PSD UNII-3

RESULT

DESCRIPTION	LOWER LIMIT	UPPER LIMIT	MEASURED	UNIT	VERDICT
Power spectral density cond	---		-8.5	dBm/0.5MHz	INFO
Power spectral density DC corrected cond	---	30	-8.5	dBm/0.5MHz	PASS

Verdict
PASS

FCC 15.407 # Max output power and psd ~ WLAN5Gx ac-VHT20 mode U-NII-3

References

TC start	02.06.2026 10:09:53
Ambit temp (test rack) [°C] | humidity [rel%]	25.0 | 45
System version	6.0.7.5
Standard | Version	FCC 15.407 | NI
Method	KDB789033 D02, F., E.2.e.
Description	FCC 15.407 Max Output Power & PSD - WLAN5Gx ac-VHT20 mode U-NII-3
Information	

EUT Common Settings WLAN5Gx

Number of antenna ports	2
User Interaction	No
Device class U-NII-1 (FCC)	Client
Limit W52 japan	Standard
TPC supported	No
Vehicle use (ISED)	No

Equipment

Signal analyzer,Rohde&Schwarz,FSV-40,1307.9002K40/101042,3.71
Switch matrix,cetecom advanced GmbH,USM,B002,1.0.0

Test Parameter

Technology to test	WLAN5Gx ac-VHT20 mode
EUT port	EUT2
Temperature	nom
Voltage	nom
Frequency low to test	False | Freq [MHz] 5745
Frequency mid to test	False | Freq [MHz] 5785
Frequency high to test	True | Freq [MHz] 5825
Auto control enabled power supply | Climatic Box	No | No
Additional path loss [dB]	0
Full path type	EUT_SA_GEN_SIG
Full path name	EUT2.MP.SIG1/EUT2.SA/EUT2.GEN1/EUT2.GEN2/
Switch bits	00100010:00010001:00000000:00000001

Test at TX 5825 MHz

RESULT: Reference power cond.

DESCRIPTION	LOWER LIMIT	UPPER LIMIT	MEASURED	UNIT	VERDICT
Ref. power 1MHz/1MHz cond.	---	---	2.36	dBm	INFO
Ref. frequency	---	---	5832.590	MHz	INFO

Evaluation max. duty cycle

Duty cycle evaluation

DESCRIPTION	LOWER LIMIT	UPPER LIMIT	MEASURED	UNIT	VERDICT
Duty cycle min	---	---	0	dB	DC > 98% defined

Evaluation bandwidth

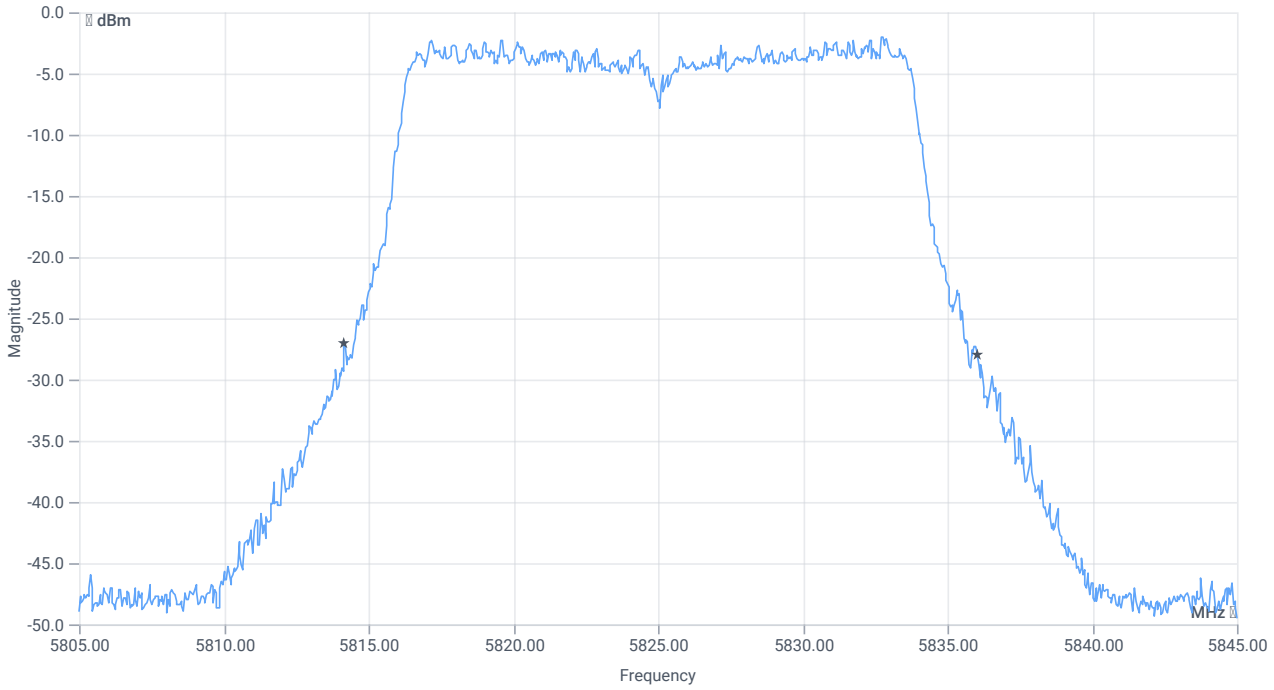

BW 26dB

RESULT

DESCRIPTION	LOWER LIMIT	UPPER LIMIT	MEASURED	UNIT	VERDICT
Bandwidth 26dB	---	---	21.88	MHz	INFO
T1 26dB	---	---	5814.1600	MHz	INFO
T2 26dB	---	---	5836.0400	MHz	INFO

Maximum Output Power

READ SA SETTINGS:

RefLevel [dBm] | RefLevelOffset [dB] | InpAtt [dB]	14.36 | 12.56 | 20
Start [MHz] | Stop [MHz]	5805.000 | 5845.000
RBW [MHz] | VBW [MHz]	1.000000 | 3.000000
Detector | TraceMode	RMS | MAXH
Sweep: time [ms] | count | points per Section | type	59600 | 1 | 161 | SWE

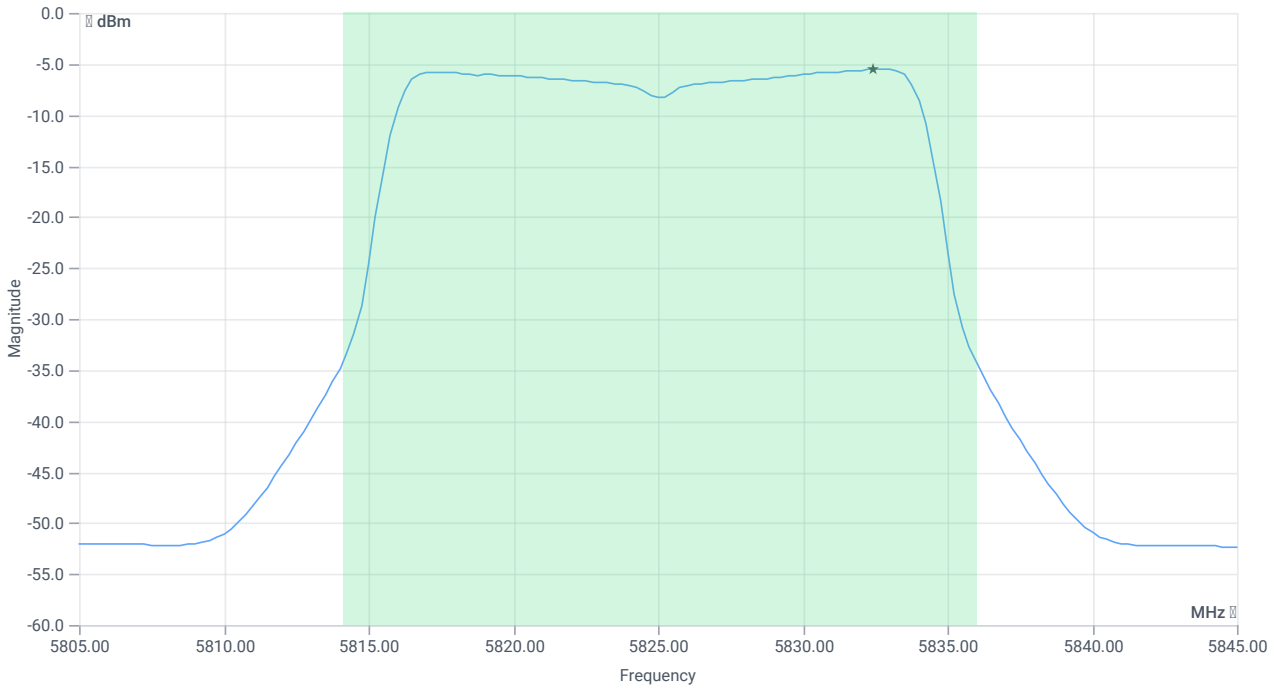

Max OP and PSD

RESULT

CONDUCTED LIMITS FOR MAX ANTENNA GAIN OF 6 D BI					
Description	Lower Limit	Upper Limit	Measured	Unit	Verdict
Max output power cond	---	---	5.92	dBm	INFO
Duty cycle correction	---	---	0	dB	INFO
LIMIT absolute:					
Max output power DC corrected cond	---	30	5.92	dBm	PASS
LIMIT: 11 dBm + 10 log 21.88					
Max output power DC corrected cond	---	24.4	5.92	dBm	na

Power Spectral Density U-NII-3

READ SA SETTINGS:

RefLevel [dBm] | RefLevelOffset [dB] | InpAtt [dB]	14.36 | 12.56 | 20

READ SA SETTINGS:

Start [MHz] | Stop [MHz]	5805.000 | 5845.000
RBW [MHz] | VBW [MHz]	0.500000 | 3.000000
Detector | TraceMode	RMS | MAXH
Sweep: time [ms] | count | points per Section | type	59600 | 1 | 161 | SWE

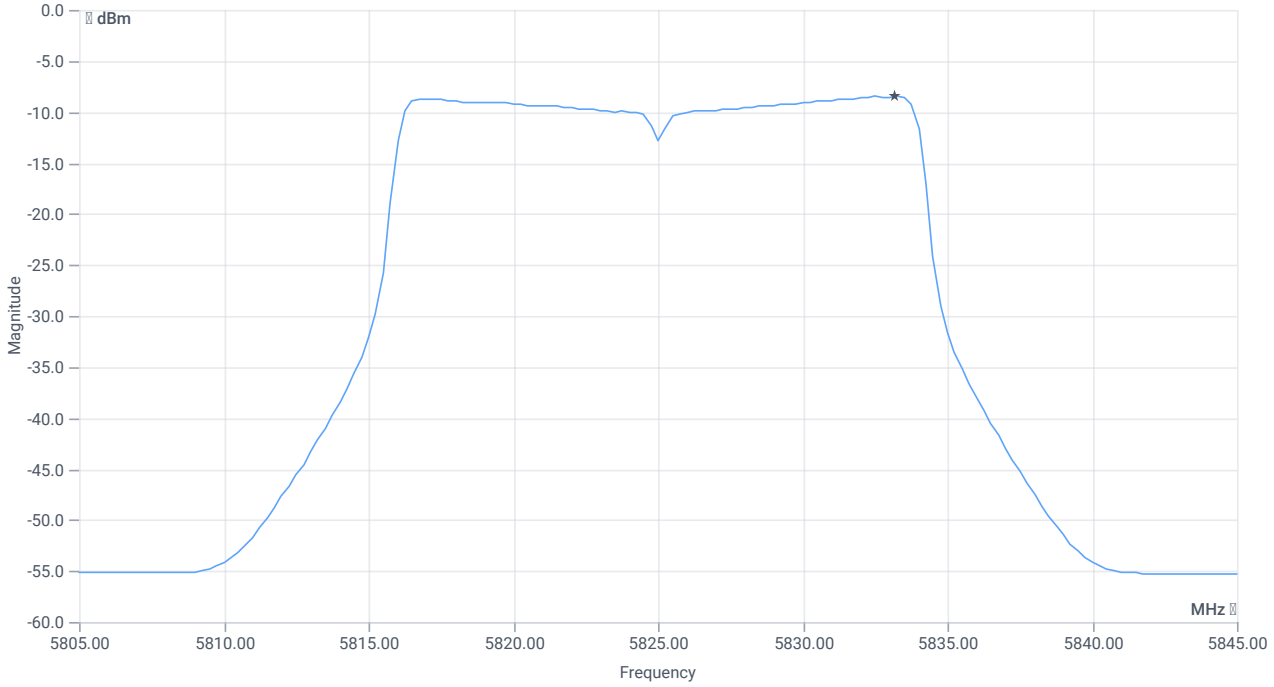

PSD UNII-3

RESULT

CONDUCTED LIMITS FOR MAX ANTENNA GAIN OF 6 D BI					
Description	Lower Limit	Upper Limit	Measured	Unit	Verdict
Power spectral density cond	---	---	-8.49	dBm/0.5MHz	INFO
Duty cycle correction	---	---	0	dB	INFO
Power spectral density DC corrected cond	---	30	-8.49	dBm/0.5MHz	PASS

Verdict
PASS

NA # Peak output power 3MHz/3MHz ~ WLAN5Gx ac-VHT20 mode U-NII-3

References

TC start	02.06.2026 10:09:27
Ambit temp (test rack) [°C] | humidity [rel%]	25.0 | 45
System version	6.0.7.5
Standard | Version	NA | NI
Method	
Description	Peak OP 3MHz/3MHz - WLAN5Gx ac-VHT20 mode U-NII-3
Information	

EUT Common Settings WLAN5Gx

Number of antenna ports	2
User Interaction	No
Device class U-NII-1 (FCC)	Client
Limit W52 japan	Standard
TPC supported	No
Vehicle use (ISED)	No

Equipment

Signal analyzer,Rohde&Schwarz,FSV-40,1307.9002K40/101042,3.71
Switch matrix,cetecom advanced GmbH,USM,B002,1.0.0

Test Parameter

Technology to test	WLAN5Gx ac-VHT20 mode
EUT port	EUT2
Temperature	nom
Voltage	nom
Frequency low to test	False | Freq [MHz] 5745
Frequency mid to test	False | Freq [MHz] 5785
Frequency high to test	True | Freq [MHz] 5825
Auto control enabled power supply | Climatic Box	No | No
Additional path loss [dB]	0
Full path type	EUT_SA_GEN_SIG
Full path name	EUT2.MP.SIG1/EUT2.SA/EUT2.GEN1/EUT2.GEN2/
Switch bits	00100010:00010001:00000000:00000001

Test at TX 5825 MHz

RESULT: Reference power cond.

DESCRIPTION	LOWER LIMIT	UPPER LIMIT	MEASURED	UNIT	VERDICT
Ref. power 1MHz/1MHz cond.	---	---	2.57	dBm	INFO
Ref. frequency	---	---	5830.000	MHz	INFO

READ SA SETTINGS:

RefLevel [dBm] | RefLevelOffset [dB] | InpAtt [dB]	14.57 | 12.56 | 20
Start [MHz] | Stop [MHz]	5800.000 | 5850.000
RBW [MHz] | VBW [MHz]	3.000000 | 3.000000
Detector | TraceMode	POS | MAXH
Sweep: time [ms] | count | points per Section | type	300 | 20 | 1001 | SWE

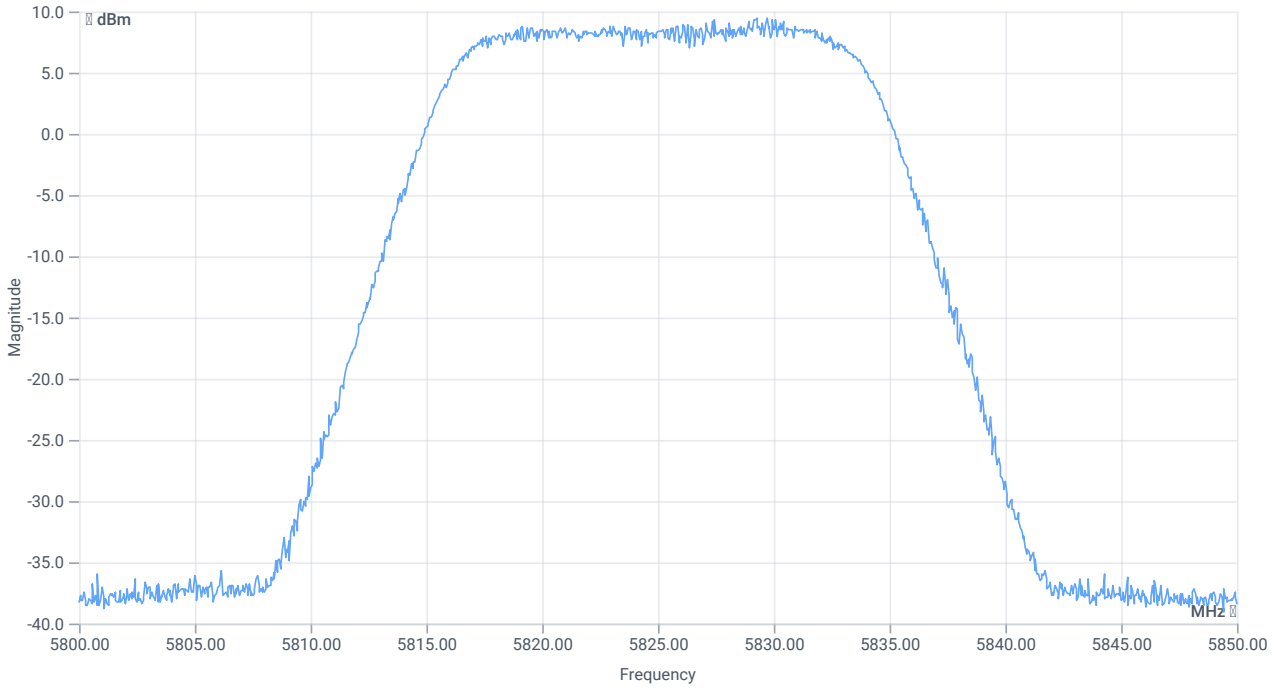

Peak output power

RESULT

DESCRIPTION	LOWER LIMIT	UPPER LIMIT	MEASURED	UNIT	VERDICT
Peak Power	---	---	9.49	dBm	INFO
Peak Power	---	---	8.892011	mW	INFO
Frequency at Peak	---	---	5829.695	MHz	INFO

Verdict
PASS

NA # Message with SA scan ~

References

TC start	02.06.2026 09:53:47
Ambit temp (test rack) [°C] | humidity [rel%]	24.8 | 44
System version	6.0.7.5
Standard | Version	NA | NI
Method	
Description	Message with SA Scan ac_VHT20_U_NII_3
Information	

Equipment

Signal analyzer,Rohde&Schwarz,FSV-40,1307.9002K40/101042,3.71
Switch matrix,cetecom advanced GmbH,USM,B002,1.0.0

Test Parameter

Full path type	EUT_SA_GEN_SIG
Full path name	EUT2.MP.SIG1/EUT2.SA/EUT2.GEN1/EUT2.GEN2/
Switch bits	00100010:00010001:00000000:00000001
Message start	02.06.2026 09:53:50
Message	set WLAN5Gx to ac_VHT20_U_NII_3, Frequency [MHz] 5825 Information:

Verdict
INFO

FCC 15.407, ISED RSS247 # Emission mask (eirp) ~ WLAN5Gx ac-VHT20 mode U-NII-3

References

TC start	02.06.2026 09:53:08
Ambit temp (test rack) [°C] | humidity [rel%]	24.9 | 44
System version	6.0.7.5
Standard | Version	FCC 15.407, ISED RSS247 | NI
Method	NI
Description	FCC 15.407 Emission mask - WLAN5Gx ac-VHT20 mode U-NII-3
Information	

EUT Common Settings WLAN5Gx

Number of antenna ports	2
User Interaction	No
Device class U-NII-1 (FCC)	Client
Limit W52 japan	Standard
TPC supported	No
Vehicle use (ISED)	No

Equipment

Signal analyzer,Rohde&Schwarz,FSV-40,1307.9002K40/101042,3.71
Switch matrix,cetecom advanced GmbH,USM,B002,1.0.0

Test Parameter

Technology to test	WLAN5Gx ac-VHT20 mode
EUT port	EUT2
Temperature	nom
Voltage	nom
Frequency low to test	False | Freq [MHz] 5745
Frequency mid to test	True | Freq [MHz] 5785
Frequency high to test	False | Freq [MHz] 5825
Auto control enabled power supply | Climatic Box	No | No
Additional path loss [dB]	0
Full path type	EUT_SA_GEN_SIG
Full path name	EUT2.MP.SIG1/EUT2.SA/EUT2.GEN1/EUT2.GEN2/
Switch bits	00100010:00010001:00000000:00000001

Test at TX 5785 MHz

Number of antenna ports: 2

reduction of limit due to number of antenna ports [dB]: 3

RESULT: Reference power cond.

DESCRIPTION	LOWER LIMIT	UPPER LIMIT	MEASURED	UNIT	VERDICT
Ref. power 1MHz/1MHz cond.	---	---	2.42	dBm	INFO
Ref. frequency	---	---	5790.990	MHz	INFO

Antenna gain

Considered antenna gain [dBi]:	6.06 / max found in range 5625 to 5950 MHz

READ SA SETTINGS:

RefLevel [dBm] | RefLevelOffset [dB] | InpAtt [dB]	5.42 | 12.82 | 10
Start [MHz] | Stop [MHz]	5625.000 | 5950.000
RBW [MHz] | VBW [MHz]	1.000000 | 3.000000
Detector | TraceMode	POS | MAXH
Sweep: time [ms] | count | points per Section | type	1 | 2500 | 1001 | SWE

Emission Mask (e.i.r.p)

RESULT

DESCRIPTION	LOWER LIMIT	UPPER LIMIT	MEASURED	UNIT	VERDICT

Verdict
PASS

FCC 15.407, ISED RSS247 # Minimum emission bandwidth ~ WLAN5Gx ac-VHT20 mode U-NII-3

References

TC start	02.06.2026 09:52:20
Ambit temp (test rack) [°C] | humidity [rel%]	24.8 | 44
System version	6.0.7.5
Standard | Version	FCC 15.407, ISED RSS247 | NI
Method	KDB789033 D02, C.2.
Description	FCC 15.407 Min Emission Bandwidth - WLAN5Gx ac-VHT20 mode U-NII-3
Information	

EUT Common Settings WLAN5Gx

Number of antenna ports	2
User Interaction	No
Device class U-NII-1 (FCC)	Client
Limit W52 japan	Standard
TPC supported	No
Vehicle use (ISED)	No

Equipment

Signal analyzer,Rohde&Schwarz,FSV-40,1307.9002K40/101042,3.71
Switch matrix,cetecom advanced GmbH,USM,B002,1.0.0

Test Parameter

Technology to test	WLAN5Gx ac-VHT20 mode
EUT port	EUT2
Temperature	nom
Voltage	nom
Frequency low to test	False | Freq [MHz] 5745
Frequency mid to test	True | Freq [MHz] 5785
Frequency high to test	False | Freq [MHz] 5825
Auto control enabled power supply | Climatic Box	No | No
Additional path loss [dB]	0
Full path type	EUT_SA_GEN_SIG
Full path name	EUT2.MP.SIG1/EUT2.SA/EUT2.GEN1/EUT2.GEN2/
Switch bits	00100010:00010001:00000000:00000001

Test at TX 5785 MHz

RESULT: Reference power cond.

DESCRIPTION	LOWER LIMIT	UPPER LIMIT	MEASURED	UNIT	VERDICT
Ref. power 1MHz/1MHz cond.	---	---	2.72	dBm	INFO
Ref. frequency	---	---	5790.990	MHz	INFO

READ SA SETTINGS:

RefLevel [dBm] | RefLevelOffset [dB] | InpAtt [dB]	14.72 | 12.82 | 20
Start [MHz] | Stop [MHz]	5760.000 | 5810.000
RBW [MHz] | VBW [MHz]	0.100000 | 0.300000
Detector | TraceMode	POS | MAXH
Sweep: time [ms] | count | points per Section | type	2 | 1500 | 1001 | SWE

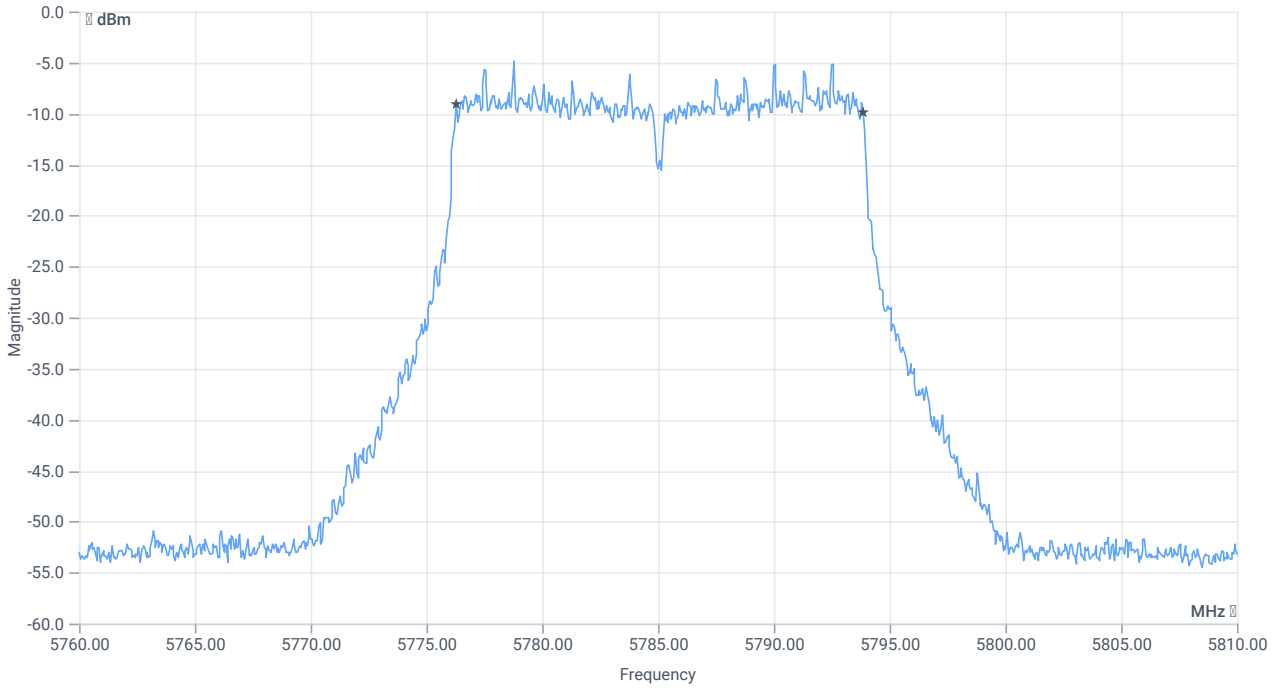

BW 6dB

RESULT

DESCRIPTION	LOWER LIMIT	UPPER LIMIT	MEASURED	UNIT	VERDICT
Bandwidth (6dB)	0.500	---	17.6	MHz	PASS

Verdict
PASS

FCC 15.407, ISED RSS247 # Bandwidths 99PCT and 26dB (UNII-3 20dB) ~ WLAN5Gx ac-VHT20 mode U-NII-3

References

TC start	02.06.2026 09:51:49
Ambit temp (test rack) [°C] | humidity [rel%]	24.8 | 44
System version	6.0.7.5
Standard | Version	FCC 15.407, ISED RSS247 | NI
Method	26dB Bandwidth KDB789033 D02, C.1 / ISED RSS-GEN
Description	FCC 15.407 Bandwidths - WLAN5Gx ac-VHT20 mode U-NII-3
Information	

EUT Common Settings WLAN5Gx

Number of antenna ports	2
User Interaction	No
Device class U-NII-1 (FCC)	Client
Limit W52 japan	Standard
TPC supported	No
Vehicle use (ISED)	No

Equipment

Signal analyzer,Rohde&Schwarz,FSV-40,1307.9002K40/101042,3.71
Switch matrix,cetecom advanced GmbH,USM,B002,1.0.0

Test Parameter

Technology to test	WLAN5Gx ac-VHT20 mode
EUT port	EUT2
Temperature	nom
Voltage	nom
Frequency low to test	False | Freq [MHz] 5745
Frequency mid to test	True | Freq [MHz] 5785
Frequency high to test	False | Freq [MHz] 5825
Auto control enabled power supply | Climatic Box	No | No
Additional path loss [dB]	0
Full path type	EUT_SA_GEN_SIG
Full path name	EUT2.MP.SIG1/EUT2.SA/EUT2.GEN1/EUT2.GEN2/
Switch bits	00100010:00010001:00000000:00000001

Test at TX 5785 MHz

RESULT: Reference power cond.

DESCRIPTION	LOWER LIMIT	UPPER LIMIT	MEASURED	UNIT	VERDICT
Ref. power 1MHz/1MHz cond.	---	---	2.20	dBm	INFO
Ref. frequency	---	---	5777.010	MHz	INFO

READ SA SETTINGS:

RefLevel [dBm] | RefLevelOffset [dB] | InpAtt [dB]	10.20 | 12.82 | 15
Start [MHz] | Stop [MHz]	5760.000 | 5810.000
RBW [MHz] | VBW [MHz]	0.300000 | 1.000000
Detector | TraceMode	POS | MAXH
Sweep: time [ms] | count | points per Section | type	1 | 2500 | 1001 | SWE

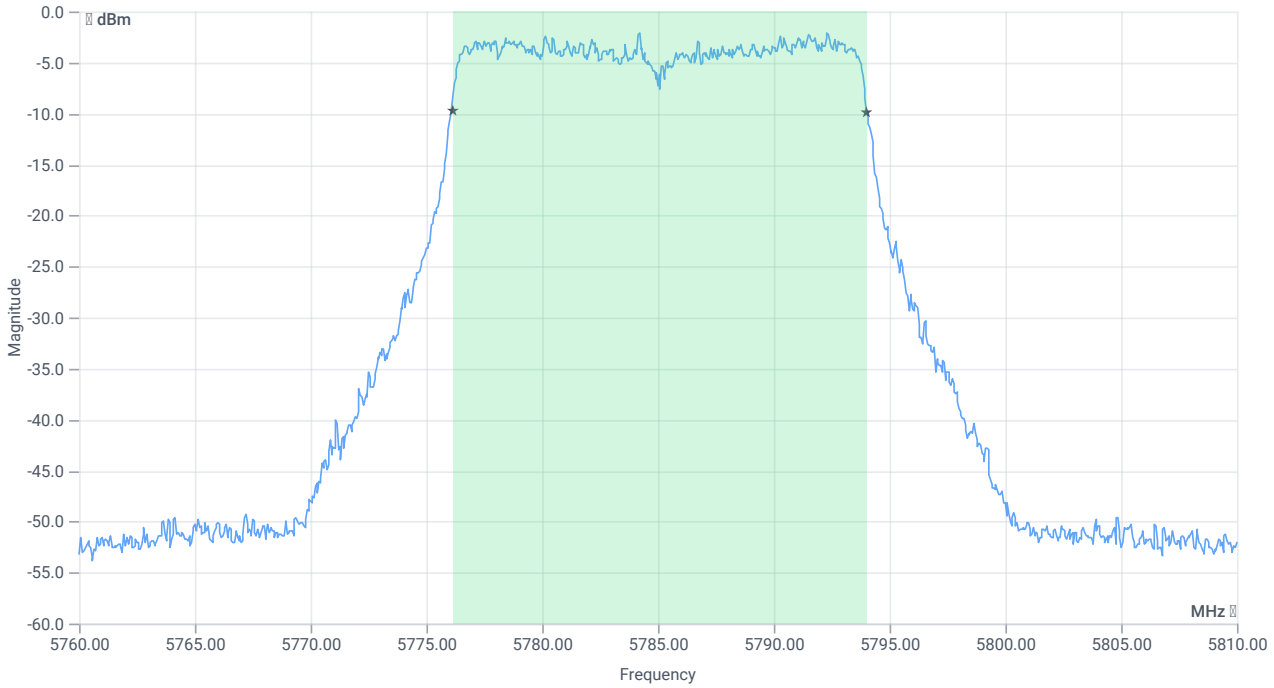

BW 99PCT

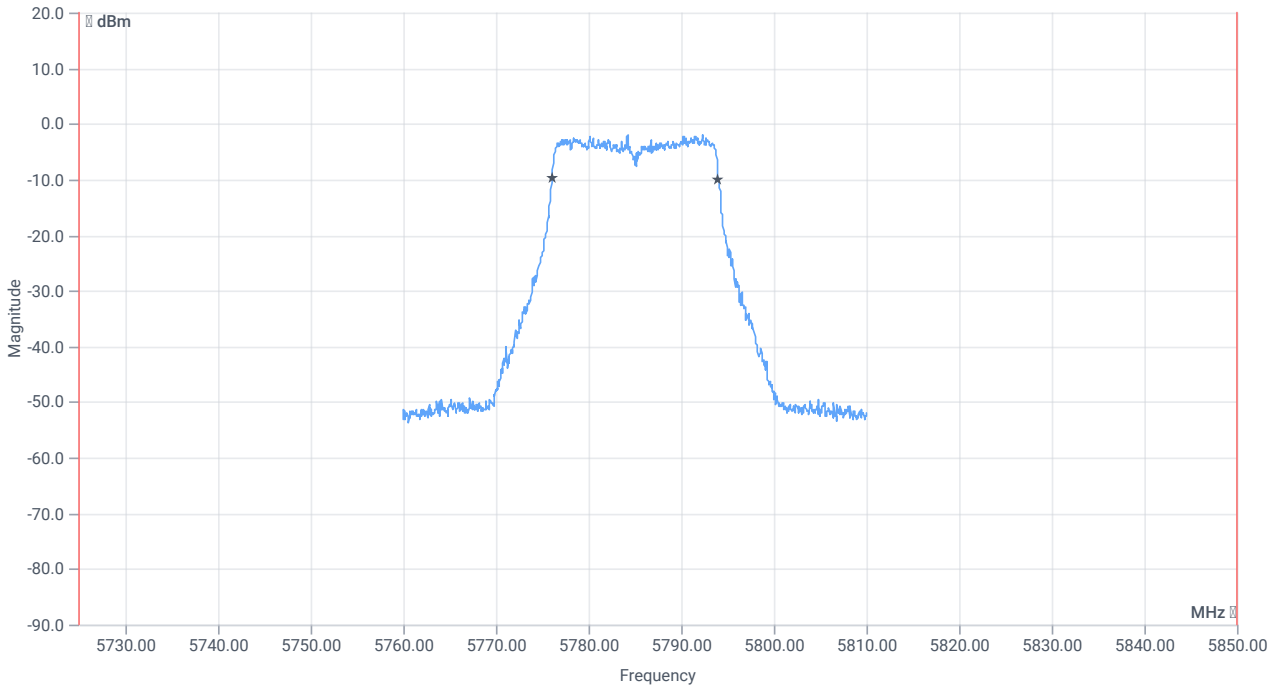

BW within band 99PCT

RESULT

DESCRIPTION	LOWER LIMIT	UPPER LIMIT	MEASURED	UNIT	VERDICT
Bandwidth 99%	---	---	17.882	MHz	INFO
T1 99%	5725.000000	---	5776.1089	MHz	PASS
T2 99%	---	5850.000000	5793.9910	MHz	PASS since U-NII-4 is supported

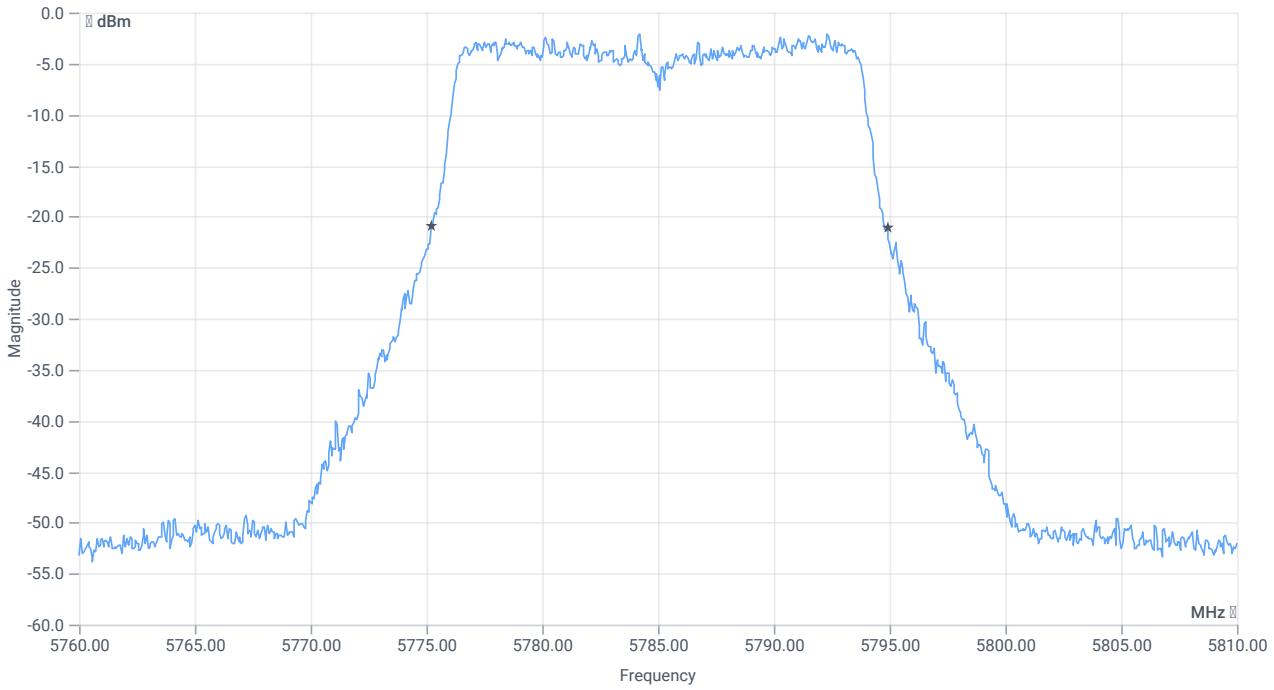

BW 20dB

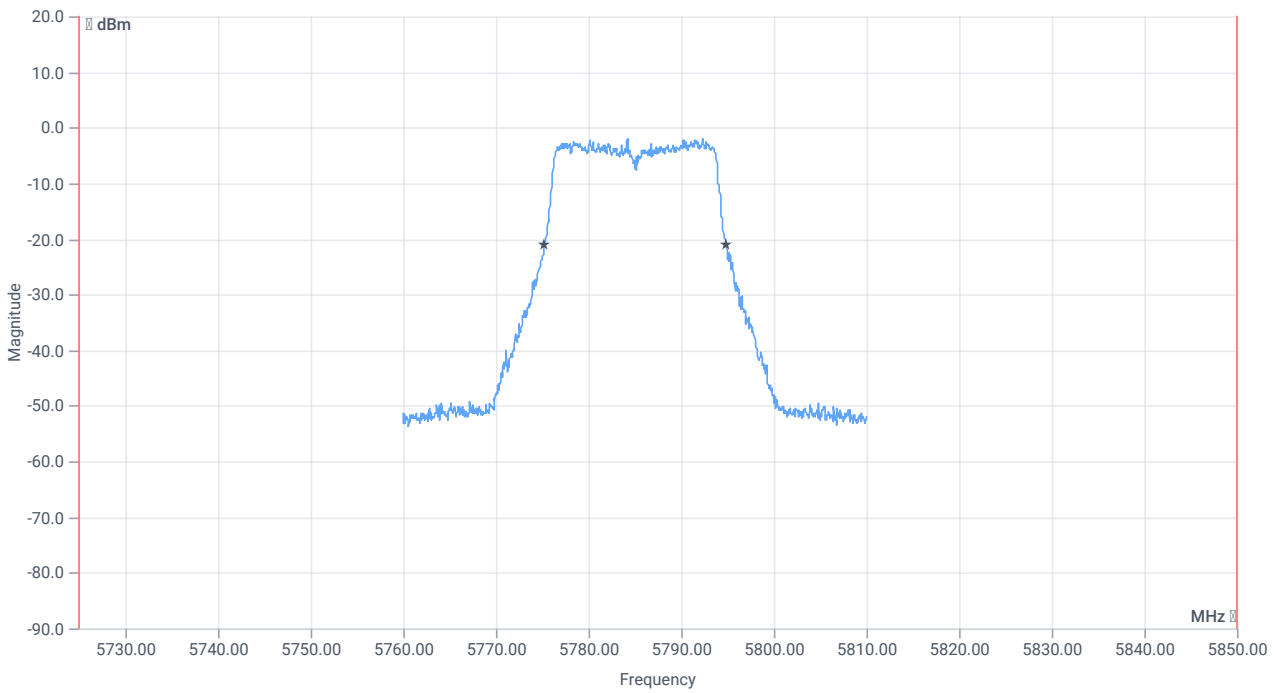

BW within band 20dB

RESULT

DESCRIPTION	LOWER LIMIT	UPPER LIMIT	MEASURED	UNIT	VERDICT
Bandwidth 20dB	---	---	19.7	MHz	INFO
T1 20dB	5725.000000	---	5775.2000	MHz	PASS

RESULT

DESCRIPTION	LOWER LIMIT	UPPER LIMIT	MEASURED	UNIT	VERDICT
T2 20dB	---	5850.000000	5794.9000	MHz	PASS since U-NII-4 is supported

Verdict
PASS

ISED RSS247 # Max output power and psd ~ WLAN5Gx ac-VHT20 mode U-NII-3

References

TC start	02.06.2026 09:49:13
Ambit temp (test rack) [°C] | humidity [rel%]	24.8 | 44
System version	6.0.7.5
Standard | Version	ISED RSS247 | NI
Method	
Description	ISED Max Output Power & PSD - WLAN5Gx ac-VHT20 mode U-NII-3
Information	

EUT Common Settings WLAN5Gx

Number of antenna ports	2
User Interaction	No
Device class U-NII-1 (FCC)	Client
Limit W52 japan	Standard
TPC supported	No
Vehicle use (ISED)	No

Equipment

Signal analyzer,Rohde&Schwarz,FSV-40,1307.9002K40/101042,3.71
Switch matrix,cetecom advanced GmbH,USM,B002,1.0.0

Test Parameter

Technology to test	WLAN5Gx ac-VHT20 mode
EUT port	EUT2
Temperature	nom
Voltage	nom
Frequency low to test	False | Freq [MHz] 5745
Frequency mid to test	True | Freq [MHz] 5785
Frequency high to test	False | Freq [MHz] 5825
Auto control enabled power supply | Climatic Box	No | No
Additional path loss [dB]	0
Full path type	EUT_SA_GEN_SIG
Full path name	EUT2.MP.SIG1/EUT2.SA/EUT2.GEN1/EUT2.GEN2/
Switch bits	00100010:00010001:00000000:00000001

Test at TX 5785 MHz

RESULT: Reference power cond.

DESCRIPTION	LOWER LIMIT	UPPER LIMIT	MEASURED	UNIT	VERDICT
Ref. power 1MHz/1MHz cond.	---	---	2.27	dBm	INFO
Ref. frequency	---	---	5777.810	MHz	INFO

Evaluation max. duty cycle

Duty cycle evaluation

DESCRIPTION	LOWER LIMIT	UPPER LIMIT	MEASURED	UNIT	VERDICT
Duty cycle min	---	---	0	dB	DC > 98% defined

Evaluation bandwidth

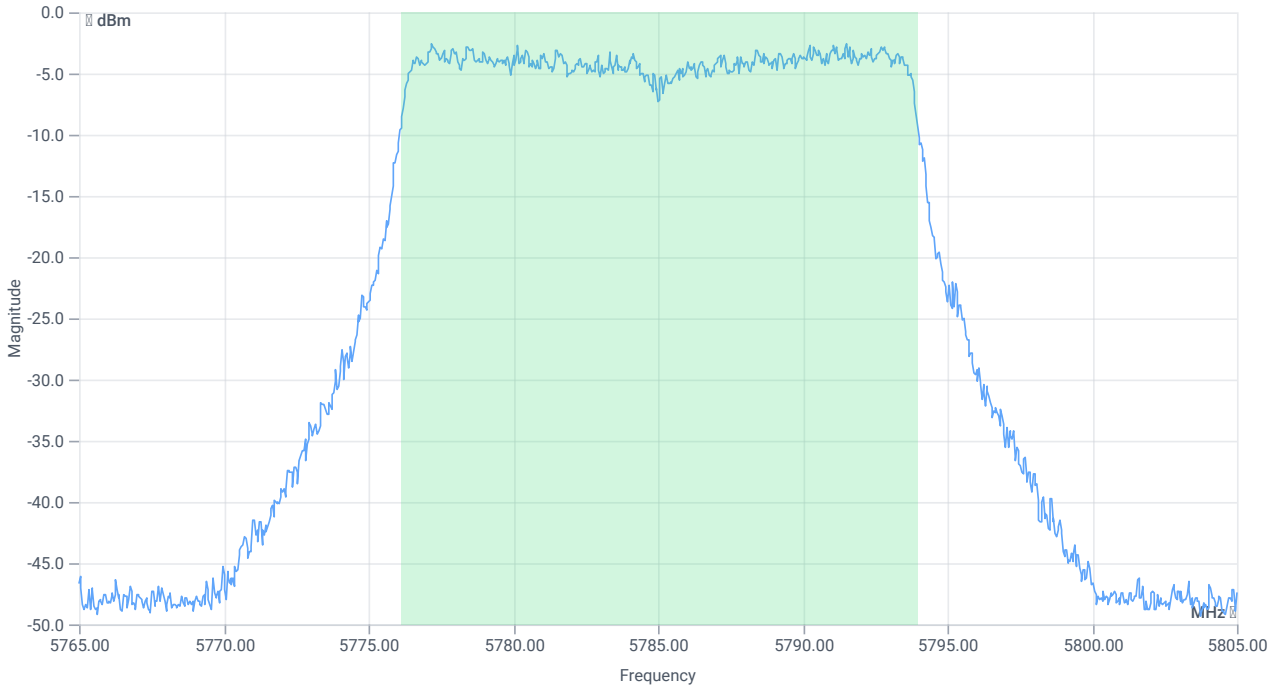

BW 99PCT

RESULT

DESCRIPTION	LOWER LIMIT	UPPER LIMIT	MEASURED	UNIT	VERDICT
Bandwidth 99%	---	---	17.862	MHz	INFO
T1 99%	---	---	5776.1289	MHz	INFO
T2 99%	---	---	5793.9910	MHz	INFO

Maximum Output Power

Antenna gain

Considered antenna gain [dBi]:	5.8 @ 5785 MHz

READ SA SETTINGS:

RefLevel [dBm] | RefLevelOffset [dB] | InpAtt [dB]	14.27 | 12.82 | 20
Start [MHz] | Stop [MHz]	5765.000 | 5805.000
RBW [MHz] | VBW [MHz]	1.000000 | 3.000000
Detector | TraceMode	RMS | MAXH
Sweep: time [ms] | count | points per Section | type	59600 | 1 | 161 | SWE

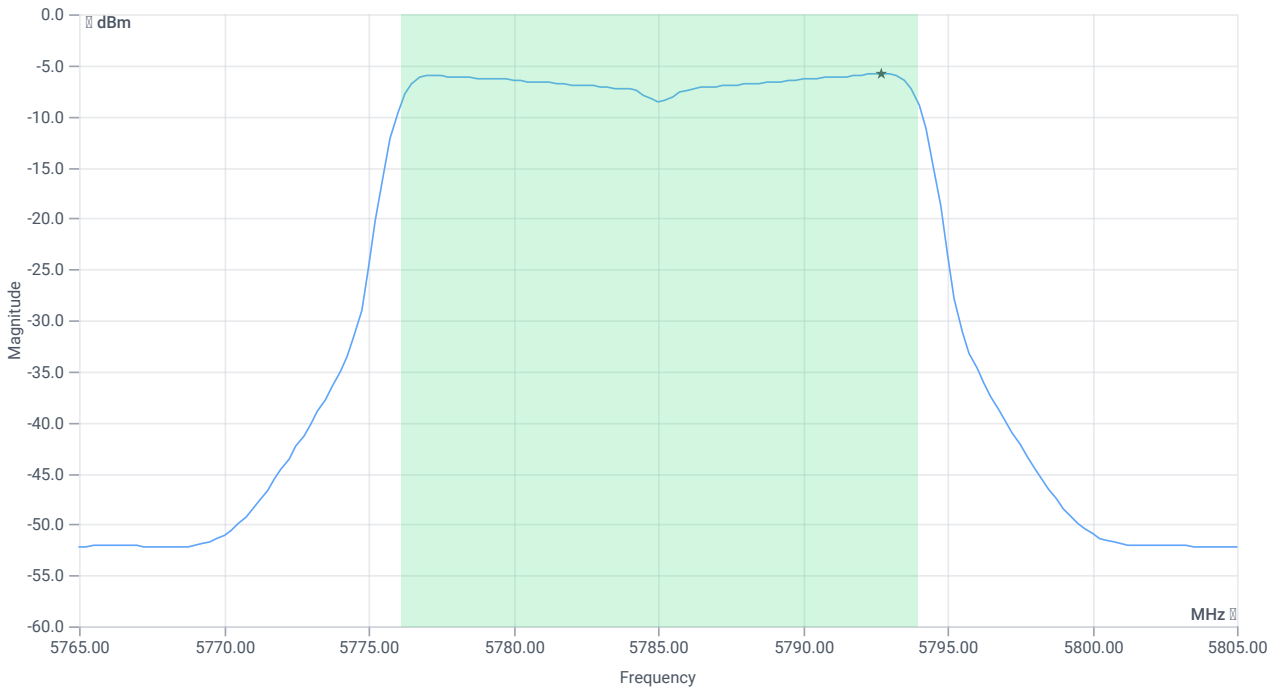

Max OP and PSD (without antenna gain)

RESULT

DESCRIPTION	LOWER LIMIT	UPPER LIMIT	MEASURED	UNIT	VERDICT
Max output power cond	---	---	5.53	dBm	INFO
Duty cycle correction	---	---	0	dB	INFO
LIMIT absolute cond					
Max output power DC corrected cond	---	30	5.53	dBm	PASS
Antenna gain applied			5.8	dBi	INFO
LIMIT absolute eirp (RSS-247 §6.2.4)					
Max output power DC corrected eirp	---	36	11.33	dBm	PASS

READ SA SETTINGS:

RefLevel [dBm] | RefLevelOffset [dB] | InpAtt [dB]	14.27 | 12.82 | 20
Start [MHz] | Stop [MHz]	5765.000 | 5805.000
RBW [MHz] | VBW [MHz]	0.500000 | 3.000000
Detector | TraceMode	RMS | MAXH
Sweep: time [ms] | count | points per Section | type	59600 | 1 | 161 | SWE

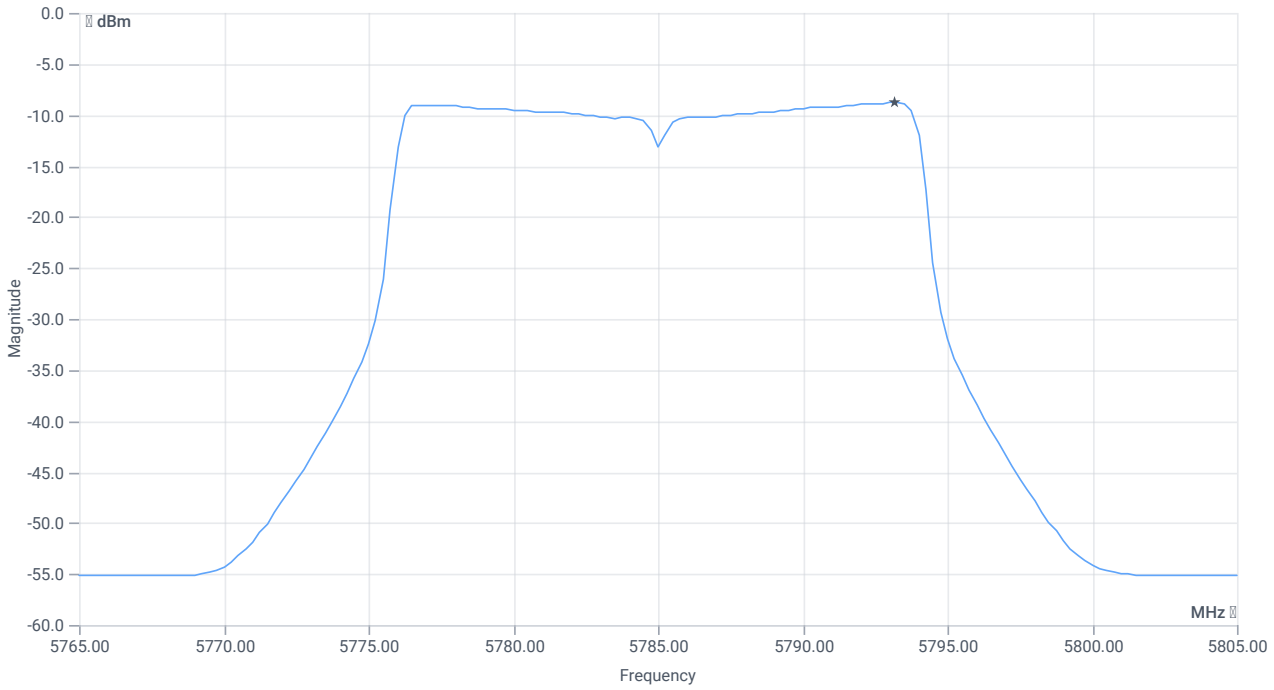

PSD UNII-3

RESULT

DESCRIPTION	LOWER LIMIT	UPPER LIMIT	MEASURED	UNIT	VERDICT
Power spectral density cond	---		-8.82	dBm/0.5MHz	INFO
Power spectral density DC corrected cond	---	30	-8.82	dBm/0.5MHz	PASS

Verdict
PASS

FCC 15.407 # Max output power and psd ~ WLAN5Gx ac-VHT20 mode U-NII-3

References

TC start	02.06.2026 09:46:36
Ambit temp (test rack) [°C] | humidity [rel%]	24.8 | 44
System version	6.0.7.5
Standard | Version	FCC 15.407 | NI
Method	KDB789033 D02, F., E.2.e.
Description	FCC 15.407 Max Output Power & PSD - WLAN5Gx ac-VHT20 mode U-NII-3
Information	

EUT Common Settings WLAN5Gx

Number of antenna ports	2
User Interaction	No
Device class U-NII-1 (FCC)	Client
Limit W52 japan	Standard
TPC supported	No
Vehicle use (ISED)	No

Equipment

Signal analyzer,Rohde&Schwarz,FSV-40,1307.9002K40/101042,3.71
Switch matrix,cetecom advanced GmbH,USM,B002,1.0.0

Test Parameter

Technology to test	WLAN5Gx ac-VHT20 mode
EUT port	EUT2
Temperature	nom
Voltage	nom
Frequency low to test	False | Freq [MHz] 5745
Frequency mid to test	True | Freq [MHz] 5785
Frequency high to test	False | Freq [MHz] 5825
Auto control enabled power supply | Climatic Box	No | No
Additional path loss [dB]	0
Full path type	EUT_SA_GEN_SIG
Full path name	EUT2.MP.SIG1/EUT2.SA/EUT2.GEN1/EUT2.GEN2/
Switch bits	00100010:00010001:00000000:00000001

Test at TX 5785 MHz

RESULT: Reference power cond.

DESCRIPTION	LOWER LIMIT	UPPER LIMIT	MEASURED	UNIT	VERDICT
Ref. power 1MHz/1MHz cond.	---	---	2.11	dBm	INFO
Ref. frequency	---	---	5777.610	MHz	INFO

Evaluation max. duty cycle

Duty cycle evaluation

DESCRIPTION	LOWER LIMIT	UPPER LIMIT	MEASURED	UNIT	VERDICT
Duty cycle min	---	---	0	dB	DC > 98% defined

Evaluation bandwidth

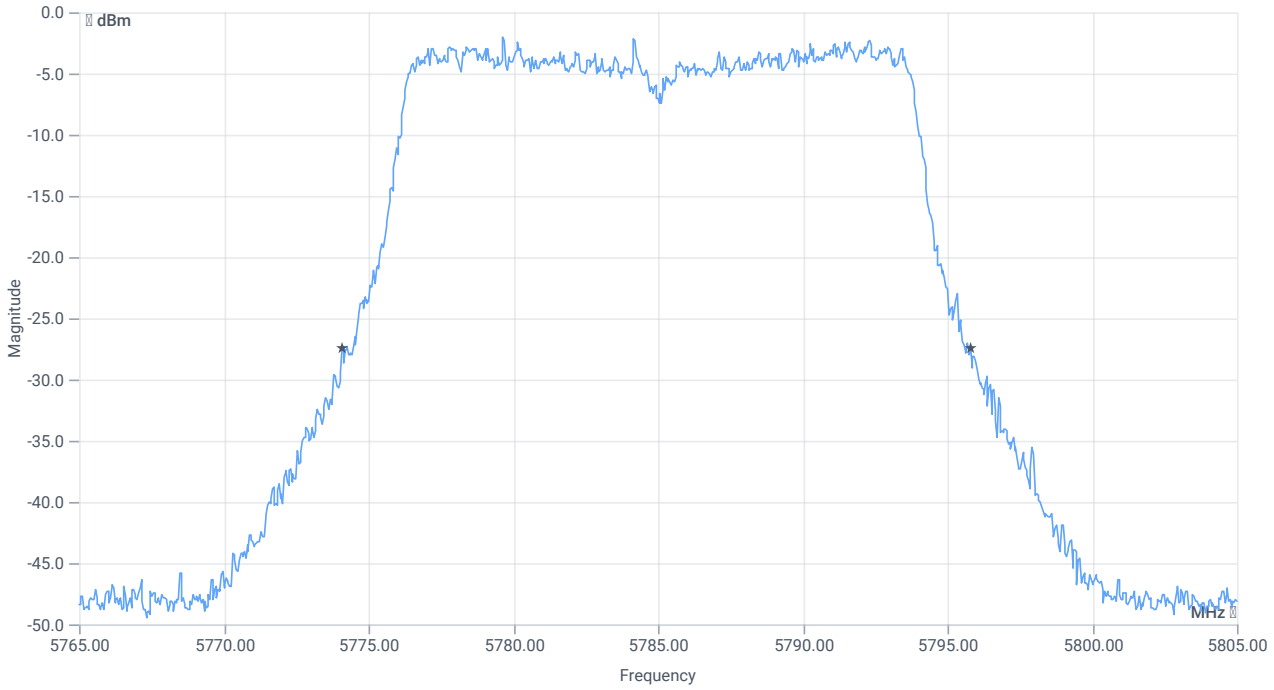

BW 26dB

RESULT

DESCRIPTION	LOWER LIMIT	UPPER LIMIT	MEASURED	UNIT	VERDICT
Bandwidth 26dB	---	---	21.72	MHz	INFO
T1 26dB	---	---	5774.0800	MHz	INFO
T2 26dB	---	---	5795.8000	MHz	INFO

Maximum Output Power

READ SA SETTINGS:

RefLevel [dBm] | RefLevelOffset [dB] | InpAtt [dB]	14.11 | 12.82 | 20
Start [MHz] | Stop [MHz]	5765.000 | 5805.000
RBW [MHz] | VBW [MHz]	1.000000 | 3.000000
Detector | TraceMode	RMS | MAXH
Sweep: time [ms] | count | points per Section | type	59600 | 1 | 161 | SWE

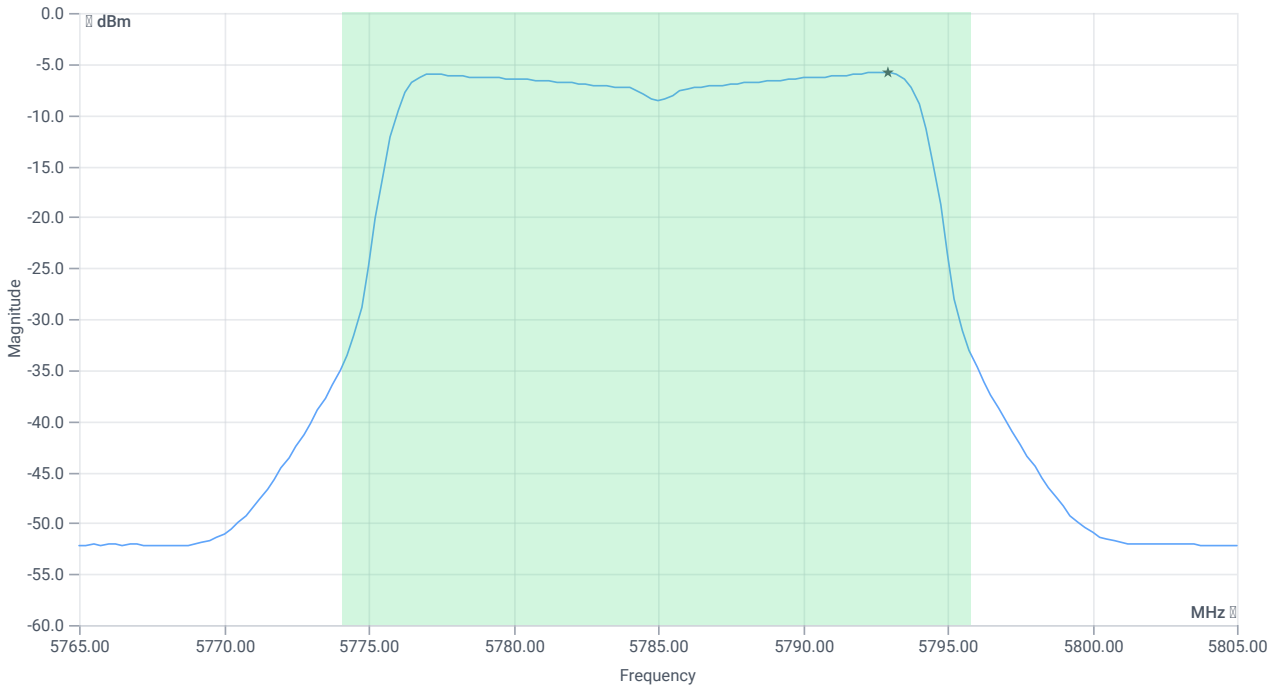

Max OP and PSD

RESULT

CONDUCTED LIMITS FOR MAX ANTENNA GAIN OF 6 D BI					
Description	Lower Limit	Upper Limit	Measured	Unit	Verdict
Max output power cond	---	---	5.63	dBm	INFO
Duty cycle correction	---	---	0	dB	INFO
LIMIT absolute:					
Max output power DC corrected cond	---	30	5.63	dBm	PASS
LIMIT: 11 dBm + 10 log 21.72					
Max output power DC corrected cond	---	24.37	5.63	dBm	na

Power Spectral Density U-NII-3

READ SA SETTINGS:

RefLevel [dBm] | RefLevelOffset [dB] | InpAtt [dB]	14.11 | 12.82 | 20

READ SA SETTINGS:

Start [MHz] | Stop [MHz]	5765.000 | 5805.000
RBW [MHz] | VBW [MHz]	0.500000 | 3.000000
Detector | TraceMode	RMS | MAXH
Sweep: time [ms] | count | points per Section | type	59600 | 1 | 161 | SWE

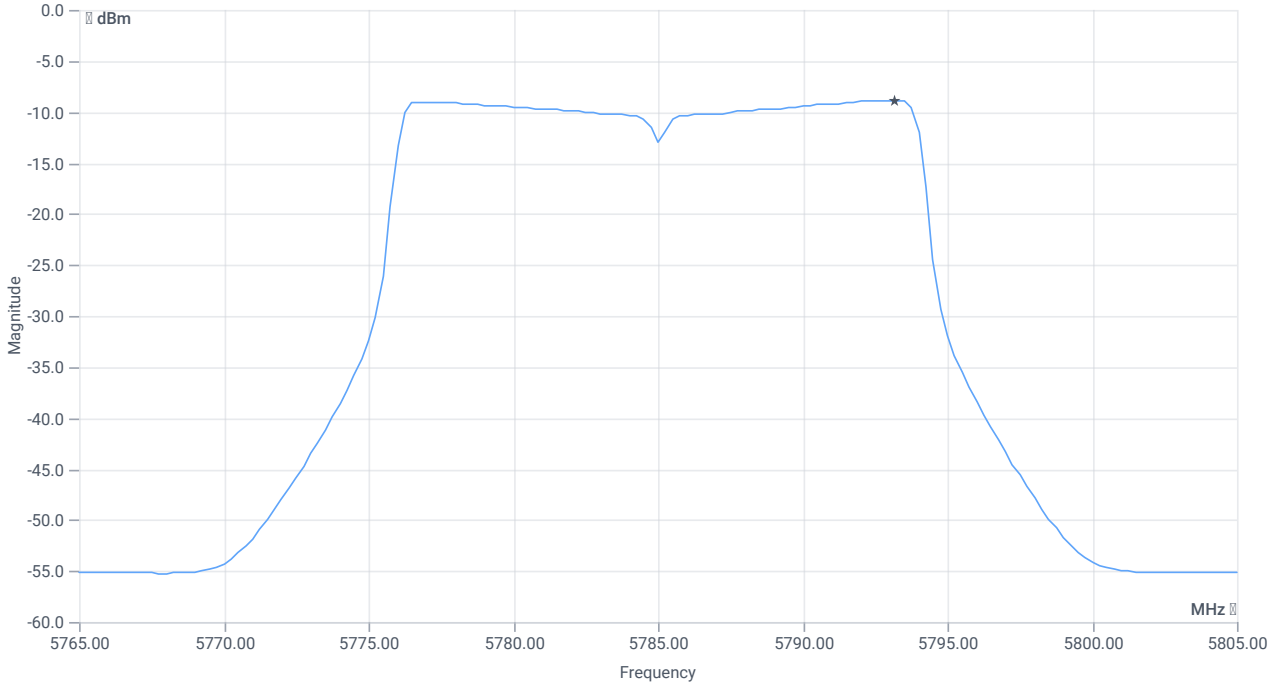

PSD UNII-3

RESULT

CONDUCTED LIMITS FOR MAX ANTENNA GAIN OF 6 D BI					
Description	Lower Limit	Upper Limit	Measured	Unit	Verdict
Power spectral density cond	---	---	-8.86	dBm/0.5MHz	INFO
Duty cycle correction	---	---	0	dB	INFO
Power spectral density DC corrected cond	---	30	-8.86	dBm/0.5MHz	PASS

Verdict
PASS

NA # Peak output power 3MHz/3MHz ~ WLAN5Gx ac-VHT20 mode U-NII-3

References

TC start	02.06.2026 09:46:10
Ambit temp (test rack) [°C] | humidity [rel%]	24.8 | 44
System version	6.0.7.5
Standard | Version	NA | NI
Method	
Description	Peak OP 3MHz/3MHz - WLAN5Gx ac-VHT20 mode U-NII-3
Information	

EUT Common Settings WLAN5Gx

Number of antenna ports	2
User Interaction	No
Device class U-NII-1 (FCC)	Client
Limit W52 japan	Standard
TPC supported	No
Vehicle use (ISED)	No

Equipment

Signal analyzer,Rohde&Schwarz,FSV-40,1307.9002K40/101042,3.71
Switch matrix,cetecom advanced GmbH,USM,B002,1.0.0

Test Parameter

Technology to test	WLAN5Gx ac-VHT20 mode
EUT port	EUT2
Temperature	nom
Voltage	nom
Frequency low to test	False | Freq [MHz] 5745
Frequency mid to test	True | Freq [MHz] 5785
Frequency high to test	False | Freq [MHz] 5825
Auto control enabled power supply | Climatic Box	No | No
Additional path loss [dB]	0
Full path type	EUT_SA_GEN_SIG
Full path name	EUT2.MP.SIG1/EUT2.SA/EUT2.GEN1/EUT2.GEN2/
Switch bits	00100010:00010001:00000000:00000001

Test at TX 5785 MHz

RESULT: Reference power cond.

DESCRIPTION	LOWER LIMIT	UPPER LIMIT	MEASURED	UNIT	VERDICT
Ref. power 1MHz/1MHz cond.	---	---	2.32	dBm	INFO
Ref. frequency	---	---	5790.990	MHz	INFO

READ SA SETTINGS:

RefLevel [dBm] | RefLevelOffset [dB] | InpAtt [dB]	14.32 | 12.82 | 20
Start [MHz] | Stop [MHz]	5760.000 | 5810.000
RBW [MHz] | VBW [MHz]	3.000000 | 3.000000
Detector | TraceMode	POS | MAXH
Sweep: time [ms] | count | points per Section | type	300 | 20 | 1001 | SWE

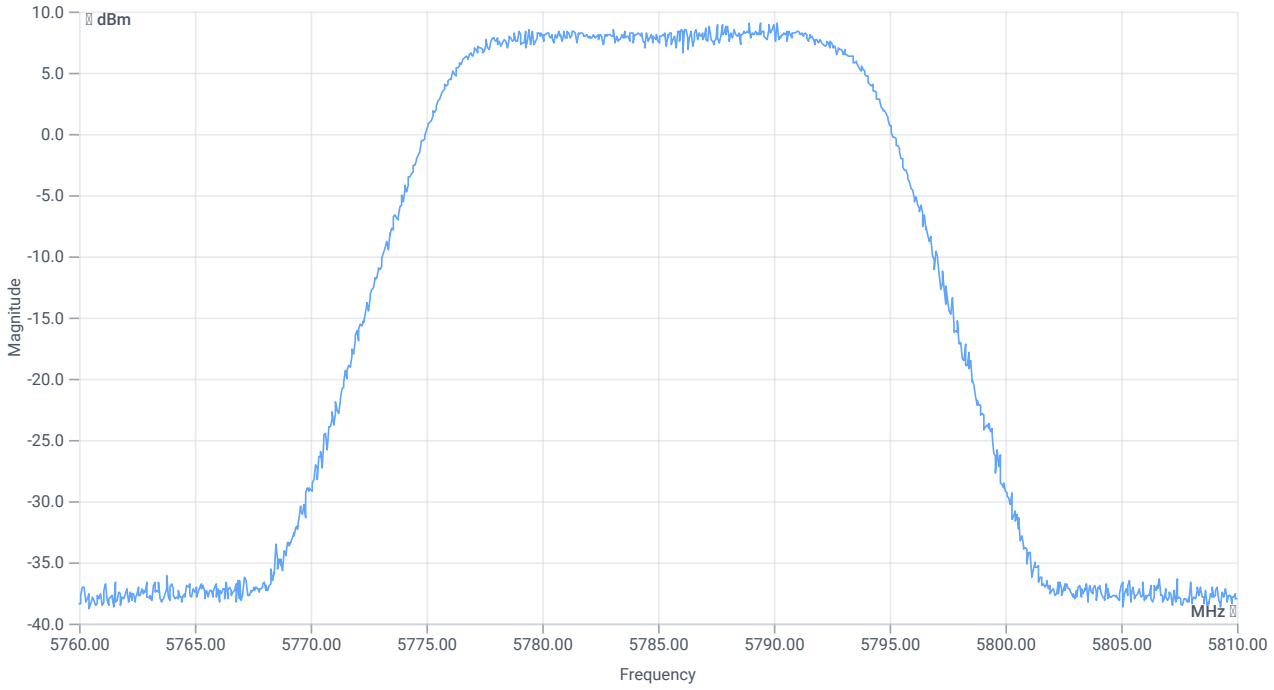

Peak output power

RESULT

DESCRIPTION	LOWER LIMIT	UPPER LIMIT	MEASURED	UNIT	VERDICT
Peak Power	---	---	9.09	dBm	INFO
Peak Power	---	---	8.109611	mW	INFO
Frequency at Peak	---	---	5789.396	MHz	INFO

Verdict
PASS

NA # Message with SA scan ~

References

TC start	02.06.2026 09:41:57
Ambit temp (test rack) [°C] | humidity [rel%]	24.8 | 44
System version	6.0.7.5
Standard | Version	NA | NI
Method	
Description	Message with SA Scan ac_VHT20_U_NII_3
Information	

Equipment

Signal analyzer,Rohde&Schwarz,FSV-40,1307.9002K40/101042,3.71
Switch matrix,cetecom advanced GmbH,USM,B002,1.0.0

Test Parameter

Full path type	EUT_SA_GEN_SIG
Full path name	EUT2.MP.SIG1/EUT2.SA/EUT2.GEN1/EUT2.GEN2/
Switch bits	00100010:00010001:00000000:00000001
Message start	02.06.2026 09:42:00
Message	set WLAN5Gx to ac_VHT20_U_NII_3, Frequency [MHz] 5785 , Information:

Verdict
INFO

FCC 15.407, ISED RSS247 # Emission mask (eirp) ~ WLAN5Gx ac-VHT20 mode U-NII-3

References

TC start	02.06.2026 09:41:18
Ambit temp (test rack) [°C] | humidity [rel%]	24.9 | 44
System version	6.0.7.5
Standard | Version	FCC 15.407, ISED RSS247 | NI
Method	NI
Description	FCC 15.407 Emission mask - WLAN5Gx ac-VHT20 mode U-NII-3
Information	

EUT Common Settings WLAN5Gx

Number of antenna ports	2
User Interaction	No
Device class U-NII-1 (FCC)	Client
Limit W52 japan	Standard
TPC supported	No
Vehicle use (ISED)	No

Equipment

Signal analyzer,Rohde&Schwarz,FSV-40,1307.9002K40/101042,3.71
Switch matrix,cetecom advanced GmbH,USM,B002,1.0.0

Test Parameter

Technology to test	WLAN5Gx ac-VHT20 mode
EUT port	EUT2
Temperature	nom
Voltage	nom
Frequency low to test	True | Freq [MHz] 5745
Frequency mid to test	False | Freq [MHz] 5785
Frequency high to test	False | Freq [MHz] 5825
Auto control enabled power supply | Climatic Box	No | No
Additional path loss [dB]	0
Full path type	EUT_SA_GEN_SIG
Full path name	EUT2.MP.SIG1/EUT2.SA/EUT2.GEN1/EUT2.GEN2/
Switch bits	00100010:00010001:00000000:00000001

Test at TX 5745 MHz

Number of antenna ports: 2

reduction of limit due to number of antenna ports [dB]: 3

RESULT: Reference power cond.

DESCRIPTION	LOWER LIMIT	UPPER LIMIT	MEASURED	UNIT	VERDICT
Ref. power 1MHz/1MHz cond.	---	---	2.46	dBm	INFO
Ref. frequency	---	---	5752.590	MHz	INFO

Antenna gain

Considered antenna gain [dBi]:	6.06 / max found in range 5625 to 5950 MHz

READ SA SETTINGS:

RefLevel [dBm] | RefLevelOffset [dB] | InpAtt [dB]	5.46 | 12.69 | 10
Start [MHz] | Stop [MHz]	5625.000 | 5950.000
RBW [MHz] | VBW [MHz]	1.000000 | 3.000000
Detector | TraceMode	POS | MAXH
Sweep: time [ms] | count | points per Section | type	1 | 2500 | 1001 | SWE

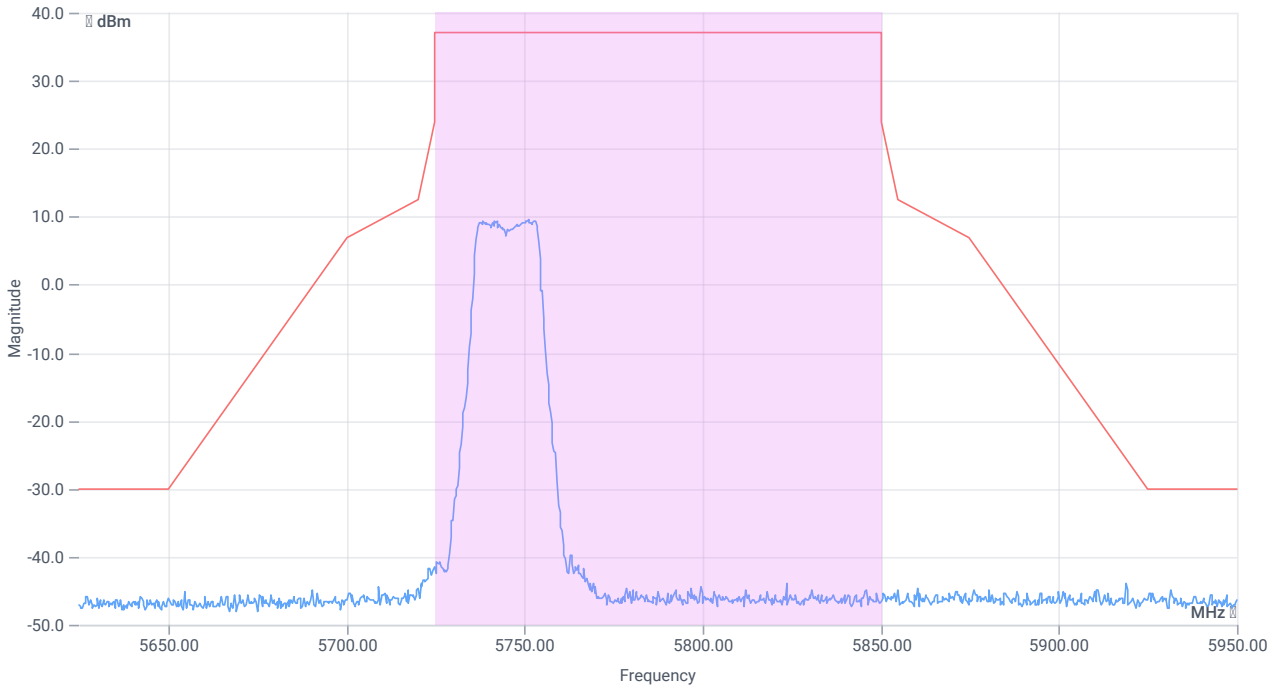

Emission Mask (e.i.r.p)

RESULT

DESCRIPTION	LOWER LIMIT	UPPER LIMIT	MEASURED	UNIT	VERDICT

Verdict
PASS

FCC 15.407, ISED RSS247 # Minimum emission bandwidth ~ WLAN5Gx ac-VHT20 mode U-NII-3

References

TC start	02.06.2026 09:40:35
Ambit temp (test rack) [°C] | humidity [rel%]	24.8 | 44
System version	6.0.7.5
Standard | Version	FCC 15.407, ISED RSS247 | NI
Method	KDB789033 D02, C.2.
Description	FCC 15.407 Min Emission Bandwidth - WLAN5Gx ac-VHT20 mode U-NII-3
Information	

EUT Common Settings WLAN5Gx

Number of antenna ports	2
User Interaction	No
Device class U-NII-1 (FCC)	Client
Limit W52 japan	Standard
TPC supported	No
Vehicle use (ISED)	No

Equipment

Signal analyzer,Rohde&Schwarz,FSV-40,1307.9002K40/101042,3.71
Switch matrix,cetecom advanced GmbH,USM,B002,1.0.0

Test Parameter

Technology to test	WLAN5Gx ac-VHT20 mode
EUT port	EUT2
Temperature	nom
Voltage	nom
Frequency low to test	True | Freq [MHz] 5745
Frequency mid to test	False | Freq [MHz] 5785
Frequency high to test	False | Freq [MHz] 5825
Auto control enabled power supply | Climatic Box	No | No
Additional path loss [dB]	0
Full path type	EUT_SA_GEN_SIG
Full path name	EUT2.MP.SIG1/EUT2.SA/EUT2.GEN1/EUT2.GEN2/
Switch bits	00100010:00010001:00000000:00000001

Test at TX 5745 MHz

RESULT: Reference power cond.

DESCRIPTION	LOWER LIMIT	UPPER LIMIT	MEASURED	UNIT	VERDICT
Ref. power 1MHz/1MHz cond.	---	---	2.38	dBm	INFO
Ref. frequency	---	---	5752.590	MHz	INFO

READ SA SETTINGS:

RefLevel [dBm] | RefLevelOffset [dB] | InpAtt [dB]	14.38 | 12.69 | 20
Start [MHz] | Stop [MHz]	5720.000 | 5770.000
RBW [MHz] | VBW [MHz]	0.100000 | 0.300000
Detector | TraceMode	POS | MAXH
Sweep: time [ms] | count | points per Section | type	2 | 1500 | 1001 | SWE

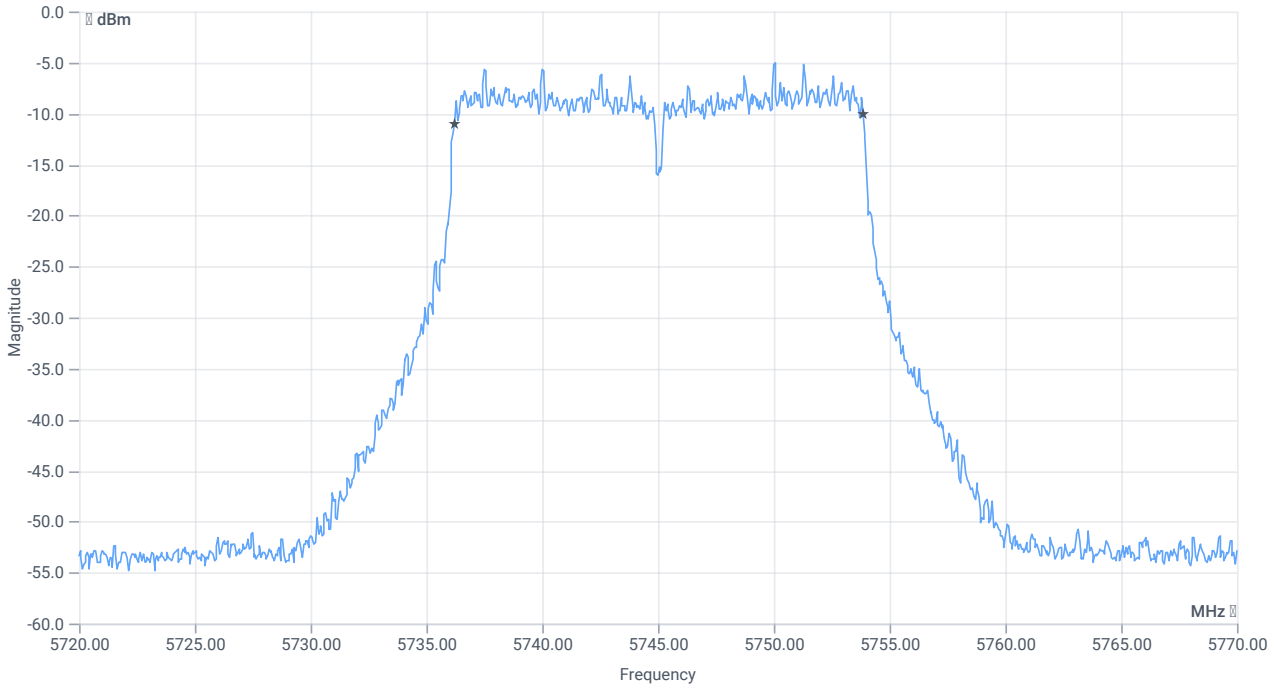

BW 6dB

RESULT

DESCRIPTION	LOWER LIMIT	UPPER LIMIT	MEASURED	UNIT	VERDICT
Bandwidth (6dB)	0.500	---	17.65	MHz	PASS

Verdict
PASS

FCC 15.407, ISED RSS247 # Bandwidths 99PCT and 26dB (UNII-3 20dB) ~ WLAN5Gx ac-VHT20 mode U-NII-3

References

TC start	02.06.2026 09:40:03
Ambit temp (test rack) [°C] | humidity [rel%]	24.8 | 44
System version	6.0.7.5
Standard | Version	FCC 15.407, ISED RSS247 | NI
Method	26dB Bandwidth KDB789033 D02, C.1 / ISED RSS-GEN
Description	FCC 15.407 Bandwidths - WLAN5Gx ac-VHT20 mode U-NII-3
Information	

EUT Common Settings WLAN5Gx

Number of antenna ports	2
User Interaction	No
Device class U-NII-1 (FCC)	Client
Limit W52 japan	Standard
TPC supported	No
Vehicle use (ISED)	No

Equipment

Signal analyzer,Rohde&Schwarz,FSV-40,1307.9002K40/101042,3.71
Switch matrix,cetecom advanced GmbH,USM,B002,1.0.0

Test Parameter

Technology to test	WLAN5Gx ac-VHT20 mode
EUT port	EUT2
Temperature	nom
Voltage	nom
Frequency low to test	True | Freq [MHz] 5745
Frequency mid to test	False | Freq [MHz] 5785
Frequency high to test	False | Freq [MHz] 5825
Auto control enabled power supply | Climatic Box	No | No
Additional path loss [dB]	0
Full path type	EUT_SA_GEN_SIG
Full path name	EUT2.MP.SIG1/EUT2.SA/EUT2.GEN1/EUT2.GEN2/
Switch bits	00100010:00010001:00000000:00000001

Test at TX 5745 MHz

RESULT: Reference power cond.

DESCRIPTION	LOWER LIMIT	UPPER LIMIT	MEASURED	UNIT	VERDICT
Ref. power 1MHz/1MHz cond.	---	---	2.58	dBm	INFO
Ref. frequency	---	---	5752.390	MHz	INFO

READ SA SETTINGS:

RefLevel [dBm] | RefLevelOffset [dB] | InpAtt [dB]	10.58 | 12.69 | 15
Start [MHz] | Stop [MHz]	5720.000 | 5770.000
RBW [MHz] | VBW [MHz]	0.300000 | 1.000000
Detector | TraceMode	POS | MAXH
Sweep: time [ms] | count | points per Section | type	1 | 2500 | 1001 | SWE

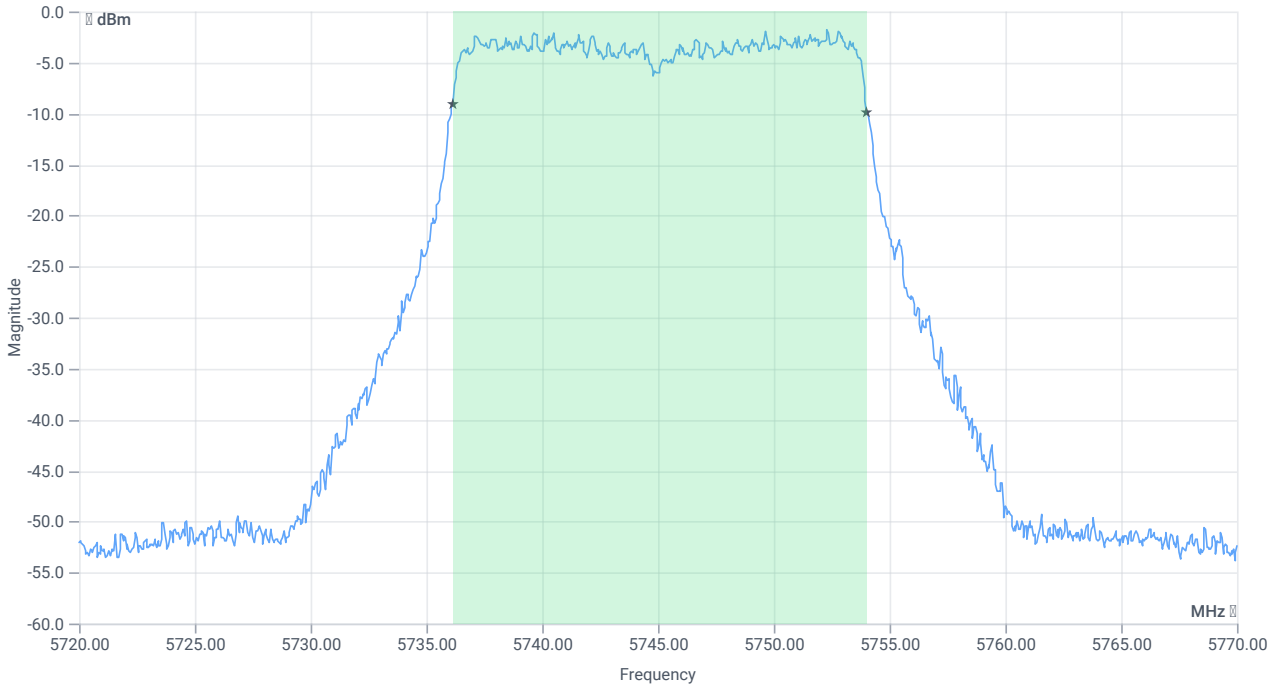

BW 99PCT

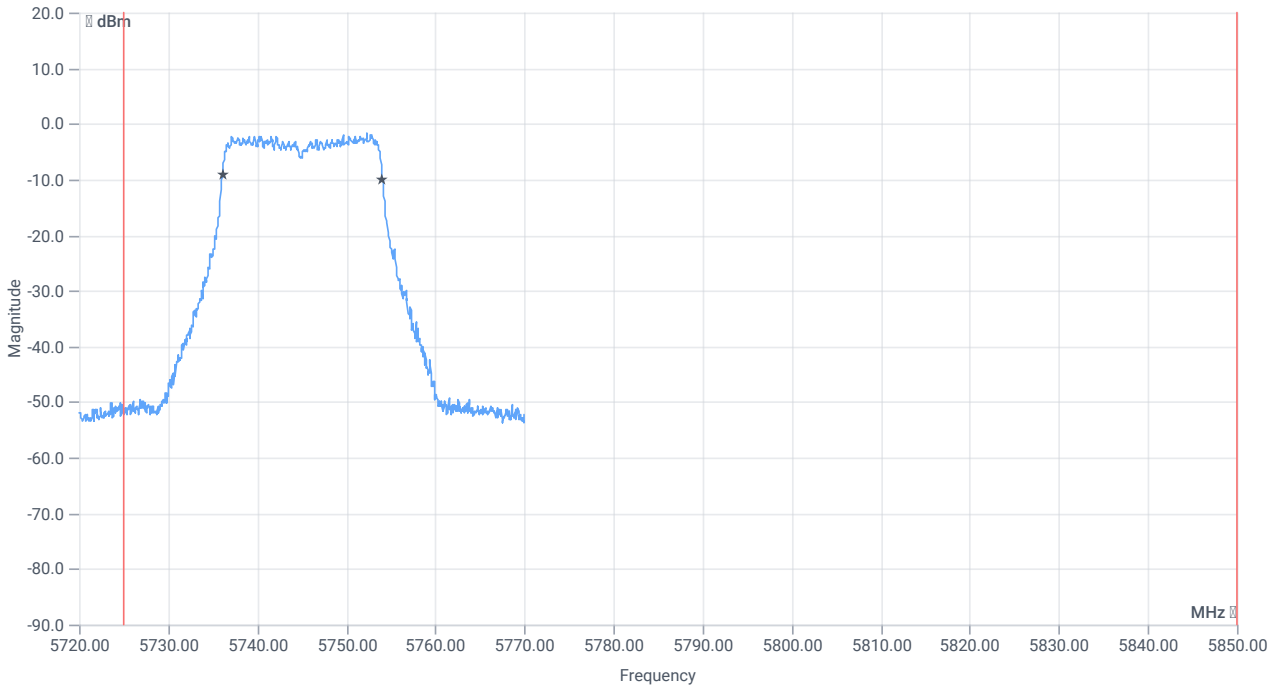

BW within band 99PCT

RESULT

DESCRIPTION	LOWER LIMIT	UPPER LIMIT	MEASURED	UNIT	VERDICT
Bandwidth 99%	---	---	17.832	MHz	INFO
T1 99%	5725.000000	---	5736.1588	MHz	PASS
T2 99%	---	5850.000000	5753.9910	MHz	PASS since U-NII-4 is supported

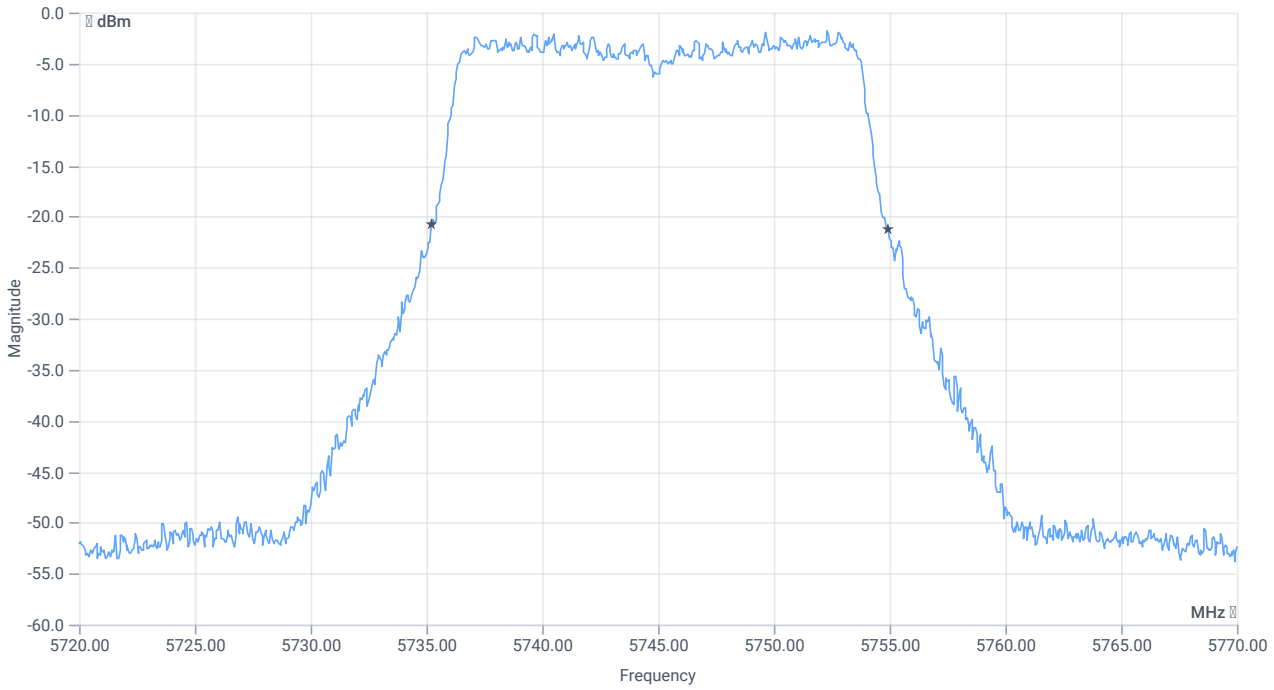

BW 20dB

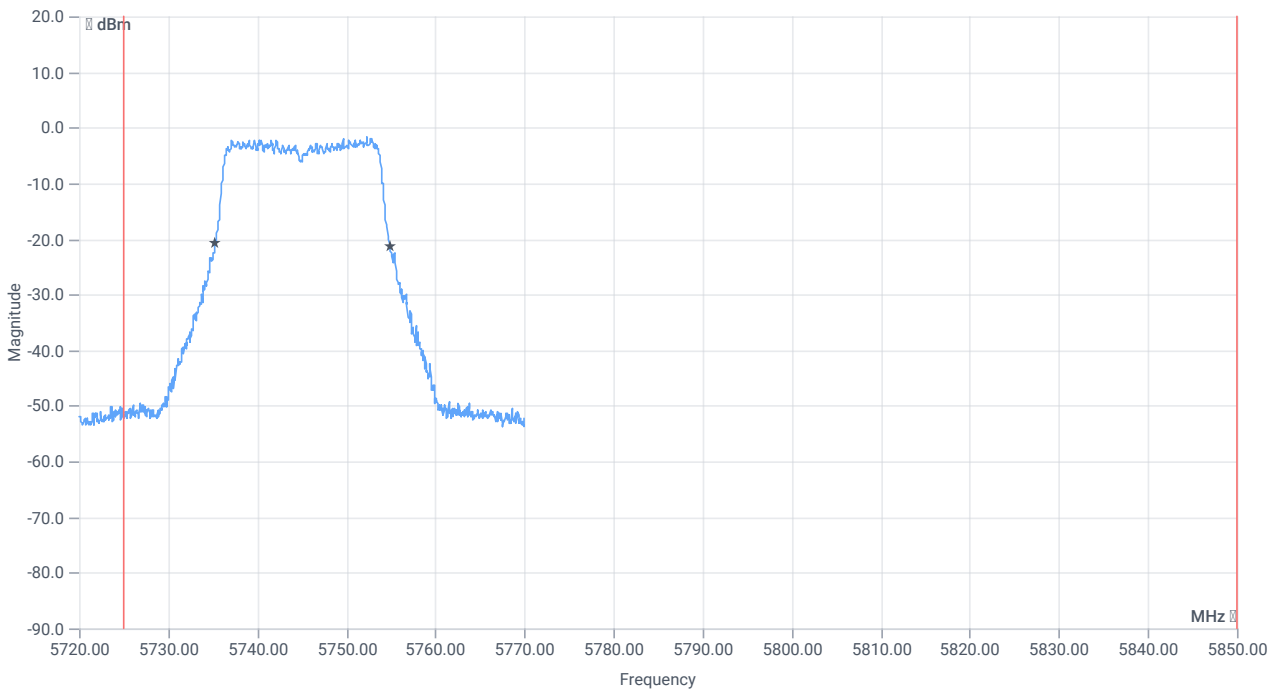

BW within band 20dB

RESULT

DESCRIPTION	LOWER LIMIT	UPPER LIMIT	MEASURED	UNIT	VERDICT
Bandwidth 20dB	---	---	19.75	MHz	INFO
T1 20dB	5725.000000	---	5735.2000	MHz	PASS

RESULT

DESCRIPTION	LOWER LIMIT	UPPER LIMIT	MEASURED	UNIT	VERDICT
T2 20dB	---	5850.000000	5754.9500	MHz	PASS since U-NII-4 is supported

Verdict
PASS

ISED RSS247 # Max output power and psd ~ WLAN5Gx ac-VHT20 mode U-NII-3

References

TC start	02.06.2026 09:37:28
Ambit temp (test rack) [°C] | humidity [rel%]	24.8 | 44
System version	6.0.7.5
Standard | Version	ISED RSS247 | NI
Method	
Description	ISED Max Output Power & PSD - WLAN5Gx ac-VHT20 mode U-NII-3
Information	

EUT Common Settings WLAN5Gx

Number of antenna ports	2
User Interaction	No
Device class U-NII-1 (FCC)	Client
Limit W52 japan	Standard
TPC supported	No
Vehicle use (ISED)	No

Equipment

Signal analyzer,Rohde&Schwarz,FSV-40,1307.9002K40/101042,3.71
Switch matrix,cetecom advanced GmbH,USM,B002,1.0.0

Test Parameter

Technology to test	WLAN5Gx ac-VHT20 mode
EUT port	EUT2
Temperature	nom
Voltage	nom
Frequency low to test	True | Freq [MHz] 5745
Frequency mid to test	False | Freq [MHz] 5785
Frequency high to test	False | Freq [MHz] 5825
Auto control enabled power supply | Climatic Box	No | No
Additional path loss [dB]	0
Full path type	EUT_SA_GEN_SIG
Full path name	EUT2.MP.SIG1/EUT2.SA/EUT2.GEN1/EUT2.GEN2/
Switch bits	00100010:00010001:00000000:00000001

Test at TX 5745 MHz

RESULT: Reference power cond.

DESCRIPTION	LOWER LIMIT	UPPER LIMIT	MEASURED	UNIT	VERDICT
Ref. power 1MHz/1MHz cond.	---	---	2.85	dBm	INFO
Ref. frequency	---	---	5741.600	MHz	INFO

Evaluation max. duty cycle

Duty cycle evaluation

DESCRIPTION	LOWER LIMIT	UPPER LIMIT	MEASURED	UNIT	VERDICT
Duty cycle min	---	---	0	dB	DC > 98% defined

Evaluation bandwidth

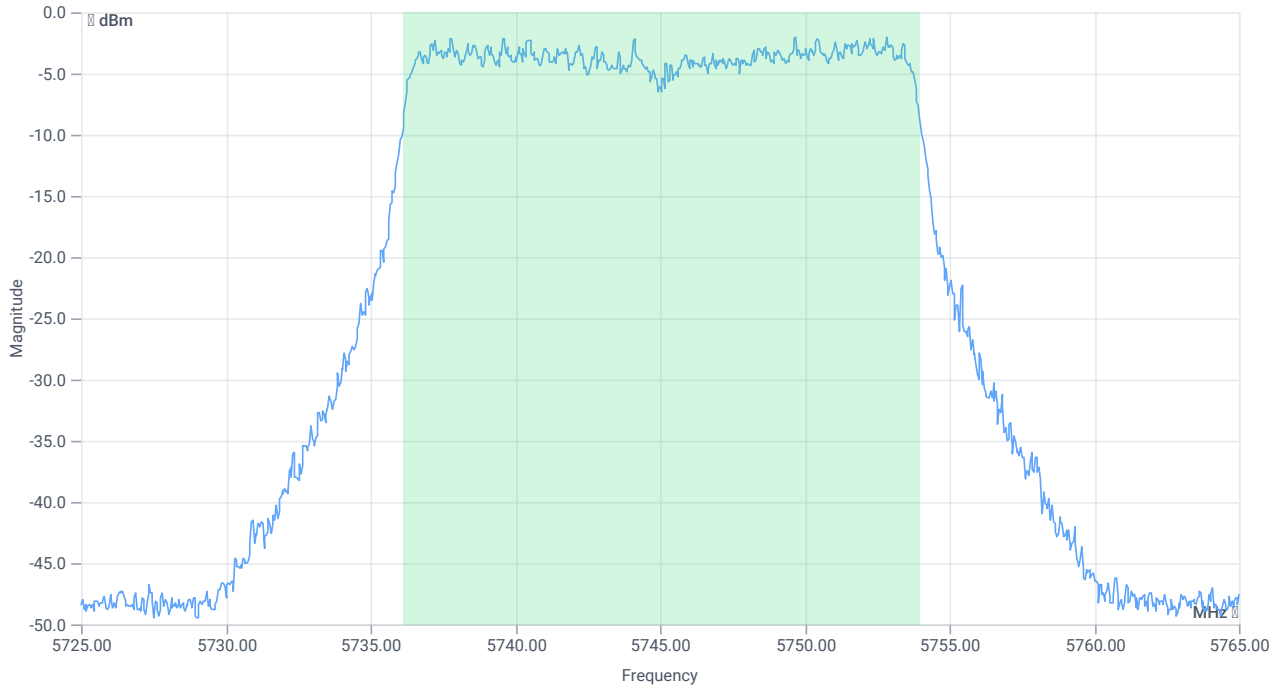

BW 99PCT

RESULT

DESCRIPTION	LOWER LIMIT	UPPER LIMIT	MEASURED	UNIT	VERDICT
Bandwidth 99%	---	---	17.862	MHz	INFO
T1 99%	---	---	5736.1289	MHz	INFO
T2 99%	---	---	5753.9910	MHz	INFO

Maximum Output Power

Antenna gain

Considered antenna gain [dBi]:	5.8 @ 5745 MHz

READ SA SETTINGS:

RefLevel [dBm] | RefLevelOffset [dB] | InpAtt [dB]	14.85 | 12.69 | 20
Start [MHz] | Stop [MHz]	5725.000 | 5765.000
RBW [MHz] | VBW [MHz]	1.000000 | 3.000000
Detector | TraceMode	RMS | MAXH
Sweep: time [ms] | count | points per Section | type	59600 | 1 | 161 | SWE

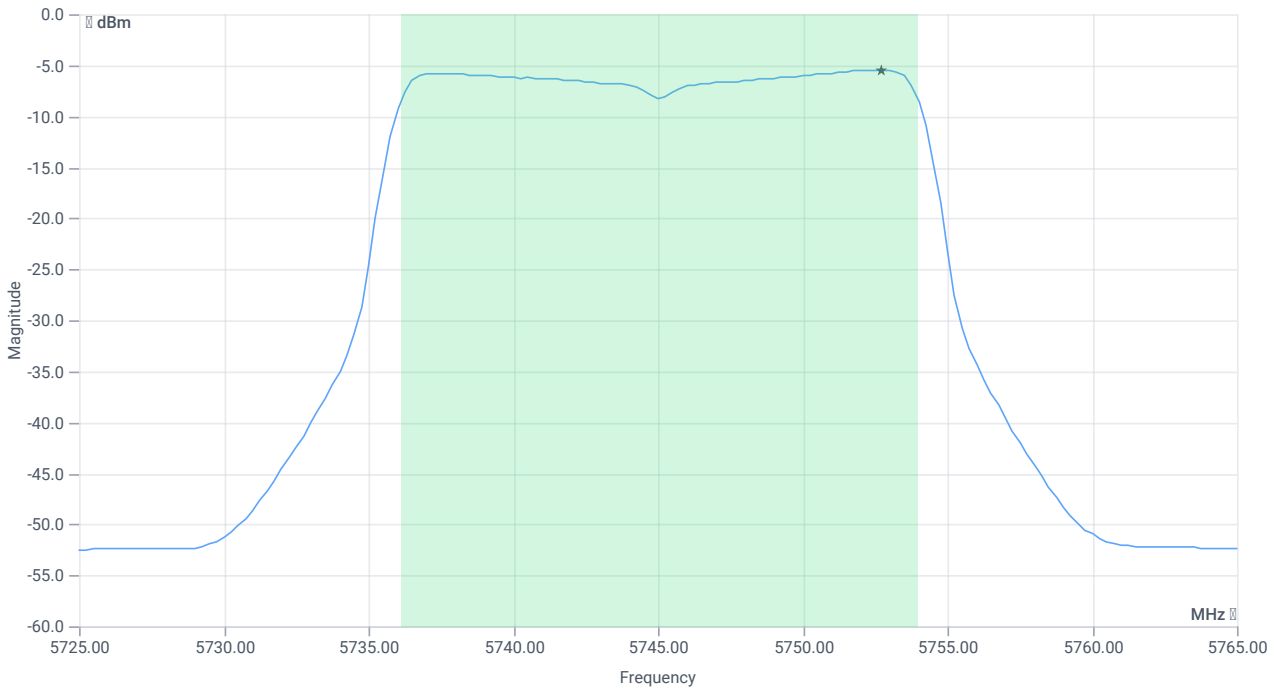

Max OP and PSD (without antenna gain)

RESULT

DESCRIPTION	LOWER LIMIT	UPPER LIMIT	MEASURED	UNIT	VERDICT
Max output power cond	---	---	5.88	dBm	INFO
Duty cycle correction	---	---	0	dB	INFO
LIMIT absolute cond					
Max output power DC corrected cond	---	30	5.88	dBm	PASS
Antenna gain applied			5.8	dBi	INFO
LIMIT absolute eirp (RSS-247 §6.2.4)					
Max output power DC corrected eirp	---	36	11.68	dBm	PASS

READ SA SETTINGS:

RefLevel [dBm] | RefLevelOffset [dB] | InpAtt [dB]	14.85 | 12.69 | 20
Start [MHz] | Stop [MHz]	5725.000 | 5765.000
RBW [MHz] | VBW [MHz]	0.500000 | 3.000000
Detector | TraceMode	RMS | MAXH
Sweep: time [ms] | count | points per Section | type	59600 | 1 | 161 | SWE

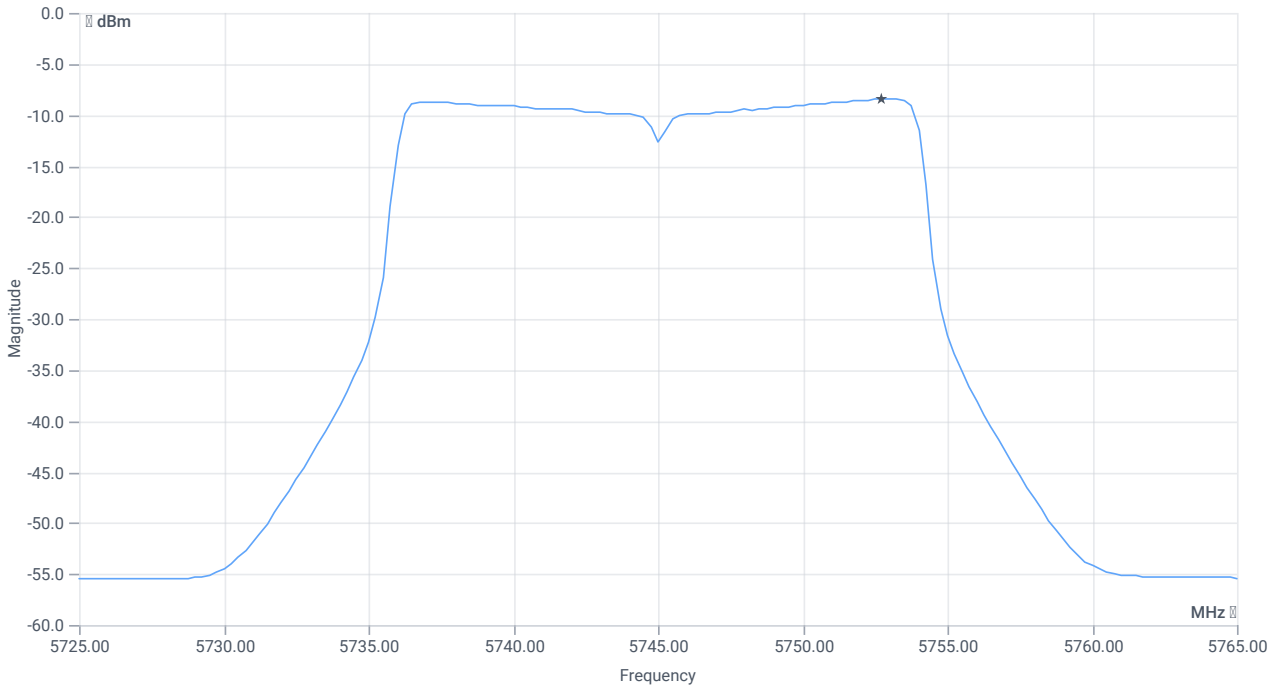

PSD UNII-3

RESULT

DESCRIPTION	LOWER LIMIT	UPPER LIMIT	MEASURED	UNIT	VERDICT
Power spectral density cond	---		-8.43	dBm/0.5MHz	INFO
Power spectral density DC corrected cond	---	30	-8.43	dBm/0.5MHz	PASS

Verdict
PASS

FCC 15.407 # Max output power and psd ~ WLAN5Gx ac-VHT20 mode U-NII-3

References

TC start	02.06.2026 09:34:51
Ambit temp (test rack) [°C] | humidity [rel%]	24.8 | 44
System version	6.0.7.5
Standard | Version	FCC 15.407 | NI
Method	KDB789033 D02, F., E.2.e.
Description	FCC 15.407 Max Output Power & PSD - WLAN5Gx ac-VHT20 mode U-NII-3
Information	

EUT Common Settings WLAN5Gx

Number of antenna ports	2
User Interaction	No
Device class U-NII-1 (FCC)	Client
Limit W52 japan	Standard
TPC supported	No
Vehicle use (ISED)	No

Equipment

Signal analyzer,Rohde&Schwarz,FSV-40,1307.9002K40/101042,3.71
Switch matrix,cetecom advanced GmbH,USM,B002,1.0.0

Test Parameter

Technology to test	WLAN5Gx ac-VHT20 mode
EUT port	EUT2
Temperature	nom
Voltage	nom
Frequency low to test	True | Freq [MHz] 5745
Frequency mid to test	False | Freq [MHz] 5785
Frequency high to test	False | Freq [MHz] 5825
Auto control enabled power supply | Climatic Box	No | No
Additional path loss [dB]	0
Full path type	EUT_SA_GEN_SIG
Full path name	EUT2.MP.SIG1/EUT2.SA/EUT2.GEN1/EUT2.GEN2/
Switch bits	00100010:00010001:00000000:00000001

Test at TX 5745 MHz

RESULT: Reference power cond.

DESCRIPTION	LOWER LIMIT	UPPER LIMIT	MEASURED	UNIT	VERDICT
Ref. power 1MHz/1MHz cond.	---	---	3.35	dBm	INFO
Ref. frequency	---	---	5750.590	MHz	INFO

Evaluation max. duty cycle

Duty cycle evaluation

DESCRIPTION	LOWER LIMIT	UPPER LIMIT	MEASURED	UNIT	VERDICT
Duty cycle min	---	---	0	dB	DC > 98% defined

Evaluation bandwidth

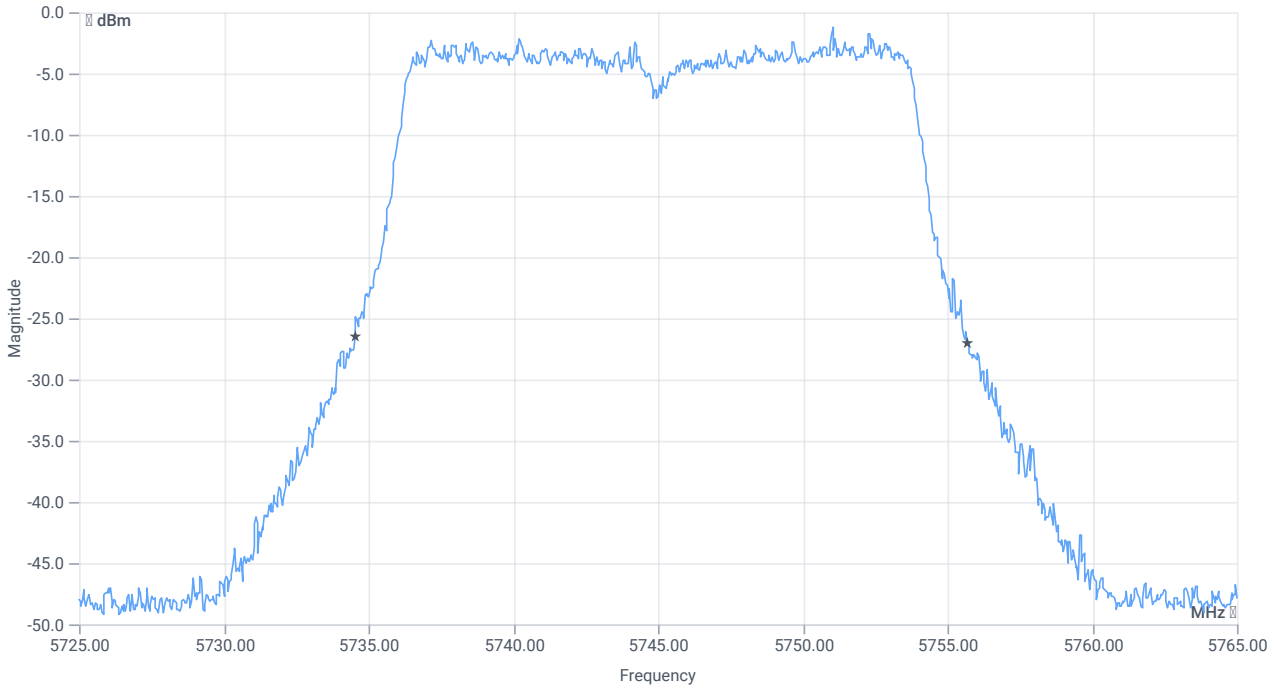

BW 26dB

RESULT

DESCRIPTION	LOWER LIMIT	UPPER LIMIT	MEASURED	UNIT	VERDICT
Bandwidth 26dB	---	---	21.16	MHz	INFO
T1 26dB	---	---	5734.5200	MHz	INFO
T2 26dB	---	---	5755.6800	MHz	INFO

Maximum Output Power

READ SA SETTINGS:

RefLevel [dBm] | RefLevelOffset [dB] | InpAtt [dB]	15.35 | 12.69 | 20
Start [MHz] | Stop [MHz]	5725.000 | 5765.000
RBW [MHz] | VBW [MHz]	1.000000 | 3.000000
Detector | TraceMode	RMS | MAXH
Sweep: time [ms] | count | points per Section | type	59600 | 1 | 161 | SWE

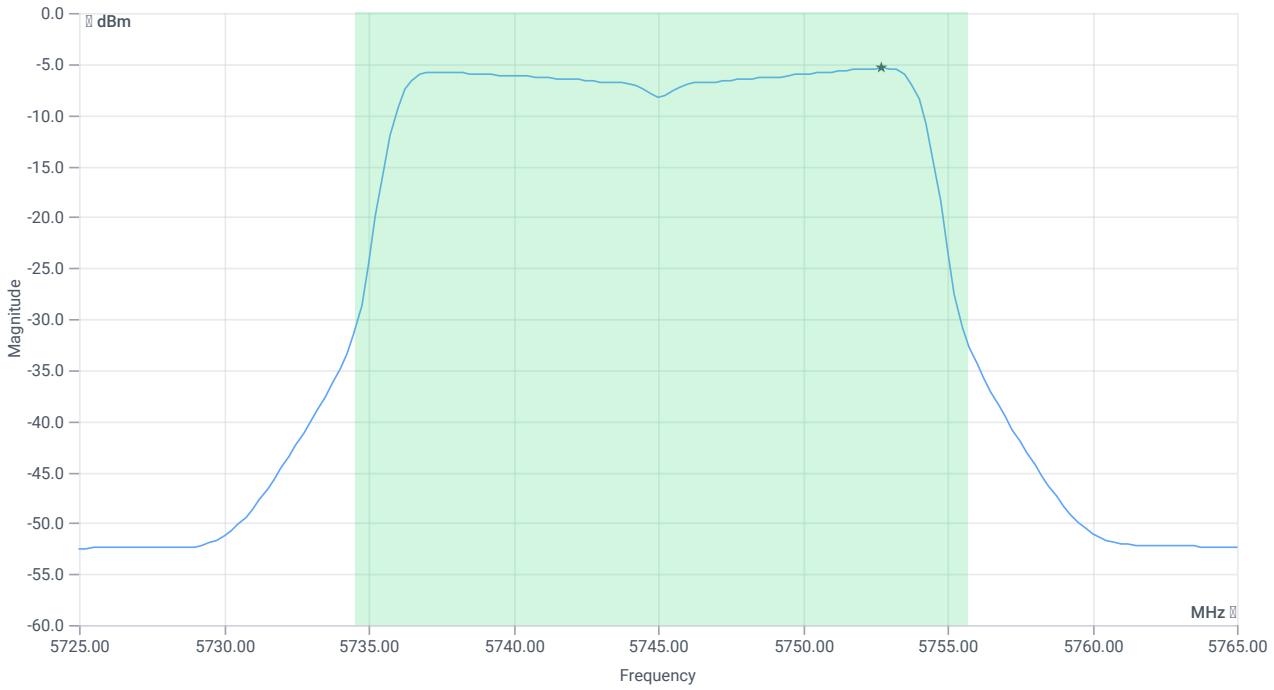

Max OP and PSD

RESULT

CONDUCTED LIMITS FOR MAX ANTENNA GAIN OF 6 D BI					
Description	Lower Limit	Upper Limit	Measured	Unit	Verdict
Max output power cond	---	---	5.99	dBm	INFO
Duty cycle correction	---	---	0	dB	INFO
LIMIT absolute:					
Max output power DC corrected cond	---	30	5.99	dBm	PASS
LIMIT: 11 dBm + 10 log 21.16					
Max output power DC corrected cond	---	24.26	5.99	dBm	na

Power Spectral Density U-NII-3

READ SA SETTINGS:

RefLevel [dBm] | RefLevelOffset [dB] | InpAtt [dB]	15.35 | 12.69 | 20

READ SA SETTINGS:

Start [MHz] | Stop [MHz]	5725.000 | 5765.000
RBW [MHz] | VBW [MHz]	0.500000 | 3.000000
Detector | TraceMode	RMS | MAXH
Sweep: time [ms] | count | points per Section | type	59600 | 1 | 161 | SWE

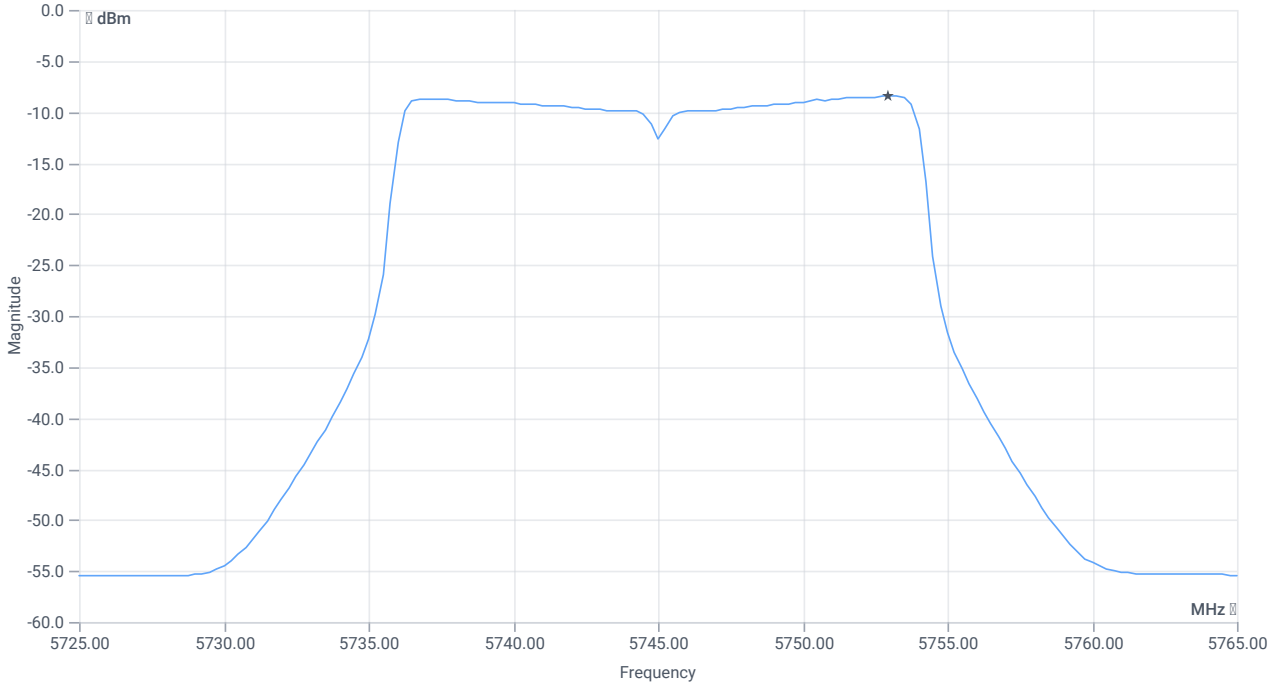

PSD UNII-3

RESULT

CONDUCTED LIMITS FOR MAX ANTENNA GAIN OF 6 D BI					
Description	Lower Limit	Upper Limit	Measured	Unit	Verdict
Power spectral density cond	---	---	-8.42	dBm/0.5MHz	INFO
Duty cycle correction	---	---	0	dB	INFO
Power spectral density DC corrected cond	---	30	-8.42	dBm/0.5MHz	PASS

Verdict
PASS

NA # Peak output power 3MHz/3MHz ~ WLAN5Gx ac-VHT20 mode U-NII-3

References

TC start	02.06.2026 09:34:24
Ambit temp (test rack) [°C] | humidity [rel%]	24.8 | 44
System version	6.0.7.5
Standard | Version	NA | NI
Method	
Description	Peak OP 3MHz/3MHz - WLAN5Gx ac-VHT20 mode U-NII-3
Information	

EUT Common Settings WLAN5Gx

Number of antenna ports	2
User Interaction	No
Device class U-NII-1 (FCC)	Client
Limit W52 japan	Standard
TPC supported	No
Vehicle use (ISED)	No

Equipment

Signal analyzer,Rohde&Schwarz,FSV-40,1307.9002K40/101042,3.71
Switch matrix,cetecom advanced GmbH,USM,B002,1.0.0

Test Parameter

Technology to test	WLAN5Gx ac-VHT20 mode
EUT port	EUT2
Temperature	nom
Voltage	nom
Frequency low to test	True | Freq [MHz] 5745
Frequency mid to test	False | Freq [MHz] 5785
Frequency high to test	False | Freq [MHz] 5825
Auto control enabled power supply | Climatic Box	No | No
Additional path loss [dB]	0
Full path type	EUT_SA_GEN_SIG
Full path name	EUT2.MP.SIG1/EUT2.SA/EUT2.GEN1/EUT2.GEN2/
Switch bits	00100010:00010001:00000000:00000001

Test at TX 5745 MHz

RESULT: Reference power cond.

DESCRIPTION	LOWER LIMIT	UPPER LIMIT	MEASURED	UNIT	VERDICT
Ref. power 1MHz/1MHz cond.	---	---	2.96	dBm	INFO
Ref. frequency	---	---	5741.000	MHz	INFO

READ SA SETTINGS:

RefLevel [dBm] | RefLevelOffset [dB] | InpAtt [dB]	14.96 | 12.69 | 20
Start [MHz] | Stop [MHz]	5720.000 | 5770.000
RBW [MHz] | VBW [MHz]	3.000000 | 3.000000
Detector | TraceMode	POS | MAXH
Sweep: time [ms] | count | points per Section | type	300 | 20 | 1001 | SWE

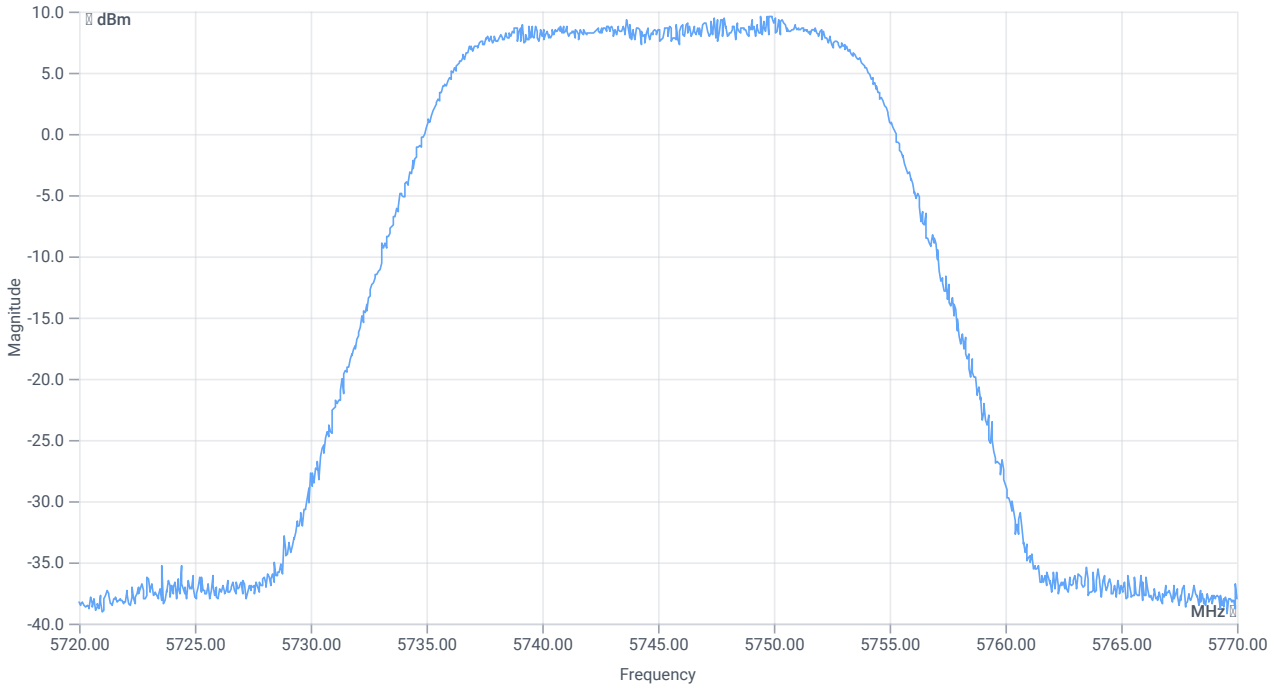

Peak output power

RESULT

DESCRIPTION	LOWER LIMIT	UPPER LIMIT	MEASURED	UNIT	VERDICT
Peak Power	---	---	9.64	dBm	INFO
Peak Power	---	---	9.204496	mW	INFO
Frequency at Peak	---	---	5749.795	MHz	INFO

Verdict
PASS

NA # Message with SA scan ~

References

TC start	02.06.2026 09:33:46
Ambit temp (test rack) [°C] | humidity [rel%]	24.8 | 44
System version	6.0.7.5
Standard | Version	NA | NI
Method	
Description	Message with SA Scan ac_VHT20_U_NII_3
Information	

Equipment

Signal analyzer,Rohde&Schwarz,FSV-40,1307.9002K40/101042,3.71
Switch matrix,cetecom advanced GmbH,USM,B002,1.0.0

Test Parameter

Full path type	EUT_SA_GEN_SIG
Full path name	EUT2.MP.SIG1/EUT2.SA/EUT2.GEN1/EUT2.GEN2/
Switch bits	00100010:00010001:00000000:00000001
Message start	02.06.2026 09:33:49
Message	set WLAN5Gx to ac_VHT20_U_NII_3, Frequency [MHz] 5745 , Information:

Verdict
INFO

FCC 15.407, ISED RSS247 # Emission mask (eirp) ~ WLAN5Gx ac-VHT20 mode U-NII-3

References

TC start	02.06.2026 09:32:03
Ambit temp (test rack) [°C] | humidity [rel%]	24.8 | 44
System version	6.0.7.5
Standard | Version	FCC 15.407, ISED RSS247 | NI
Method	NI
Description	FCC 15.407 Emission mask - WLAN5Gx ac-VHT20 mode U-NII-3
Information	

EUT Common Settings WLAN5Gx

Number of antenna ports	2
User Interaction	No
Device class U-NII-1 (FCC)	Client
Limit W52 japan	Standard
TPC supported	No
Vehicle use (ISED)	No

Equipment

Signal analyzer,Rohde&Schwarz,FSV-40,1307.9002K40/101042,3.71
Switch matrix,cetecom advanced GmbH,USM,B002,1.0.0

Test Parameter

Technology to test	WLAN5Gx ac-VHT20 mode
EUT port	EUT1
Temperature	nom
Voltage	nom
Frequency low to test	False | Freq [MHz] 5745
Frequency mid to test	False | Freq [MHz] 5785
Frequency high to test	True | Freq [MHz] 5825
Auto control enabled power supply | Climatic Box	No | No
Additional path loss [dB]	0
Full path type	EUT_SA_GEN_SIG
Full path name	EUT1.MP.SIG1/EUT1.SA/EUT1.GEN1/EUT1.GEN2/
Switch bits	00010001:00010001:00000000:00000001

Test at TX 5825 MHz

Number of antenna ports: 2

reduction of limit due to number of antenna ports [dB]: 3

RESULT: Reference power cond.

DESCRIPTION	LOWER LIMIT	UPPER LIMIT	MEASURED	UNIT	VERDICT
Ref. power 1MHz/1MHz cond.	---	---	3.19	dBm	INFO
Ref. frequency	---	---	5819.210	MHz	INFO

Antenna gain

Considered antenna gain [dBi]:	6.06 / max found in range 5625 to 5950 MHz

READ SA SETTINGS:

RefLevel [dBm] | RefLevelOffset [dB] | InpAtt [dB]	6.19 | 13.38 | 10
Start [MHz] | Stop [MHz]	5625.000 | 5950.000
RBW [MHz] | VBW [MHz]	1.000000 | 3.000000
Detector | TraceMode	POS | MAXH
Sweep: time [ms] | count | points per Section | type	1 | 2500 | 1001 | SWE

Emission Mask (e.i.r.p)

RESULT

DESCRIPTION	LOWER LIMIT	UPPER LIMIT	MEASURED	UNIT	VERDICT

Verdict
PASS

FCC 15.407, ISED RSS247 # Minimum emission bandwidth ~ WLAN5Gx ac-VHT20 mode U-NII-3

References

TC start	02.06.2026 09:31:27
Ambit temp (test rack) [°C] | humidity [rel%]	24.8 | 44
System version	6.0.7.5
Standard | Version	FCC 15.407, ISED RSS247 | NI
Method	KDB789033 D02, C.2.
Description	FCC 15.407 Min Emission Bandwidth - WLAN5Gx ac-VHT20 mode U-NII-3
Information	

EUT Common Settings WLAN5Gx

Number of antenna ports	2
User Interaction	No
Device class U-NII-1 (FCC)	Client
Limit W52 japan	Standard
TPC supported	No
Vehicle use (ISED)	No

Equipment

Signal analyzer,Rohde&Schwarz,FSV-40,1307.9002K40/101042,3.71
Switch matrix,cetecom advanced GmbH,USM,B002,1.0.0

Test Parameter

Technology to test	WLAN5Gx ac-VHT20 mode
EUT port	EUT1
Temperature	nom
Voltage	nom
Frequency low to test	False | Freq [MHz] 5745
Frequency mid to test	False | Freq [MHz] 5785
Frequency high to test	True | Freq [MHz] 5825
Auto control enabled power supply | Climatic Box	No | No
Additional path loss [dB]	0
Full path type	EUT_SA_GEN_SIG
Full path name	EUT1.MP.SIG1/EUT1.SA/EUT1.GEN1/EUT1.GEN2/
Switch bits	00010001:00010001:00000000:00000001

Test at TX 5825 MHz

RESULT: Reference power cond.

DESCRIPTION	LOWER LIMIT	UPPER LIMIT	MEASURED	UNIT	VERDICT
Ref. power 1MHz/1MHz cond.	---	---	2.47	dBm	INFO
Ref. frequency	---	---	5821.400	MHz	INFO

READ SA SETTINGS:

RefLevel [dBm] | RefLevelOffset [dB] | InpAtt [dB]	14.47 | 13.38 | 20
Start [MHz] | Stop [MHz]	5800.000 | 5850.000
RBW [MHz] | VBW [MHz]	0.100000 | 0.300000
Detector | TraceMode	POS | MAXH
Sweep: time [ms] | count | points per Section | type	2 | 1500 | 1001 | SWE

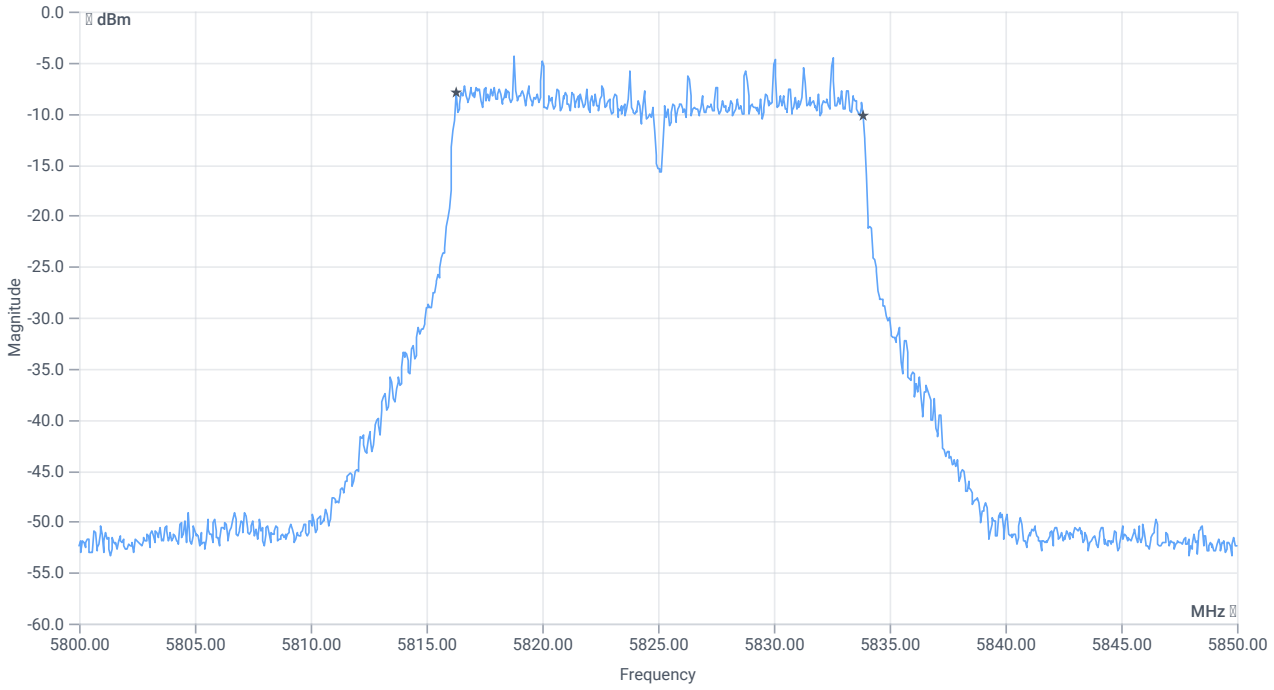

BW 6dB

RESULT

DESCRIPTION	LOWER LIMIT	UPPER LIMIT	MEASURED	UNIT	VERDICT
Bandwidth (6dB)	0.500	---	17.6	MHz	PASS

Verdict
PASS

FCC 15.407, ISED RSS247 # Bandwidths 99PCT and 26dB (UNII-3 20dB) ~ WLAN5Gx ac-VHT20 mode U-NII-3

References

TC start	02.06.2026 09:30:48
Ambit temp (test rack) [°C] | humidity [rel%]	24.8 | 44
System version	6.0.7.5
Standard | Version	FCC 15.407, ISED RSS247 | NI
Method	26dB Bandwidth KDB789033 D02, C.1 / ISED RSS-GEN
Description	FCC 15.407 Bandwidths - WLAN5Gx ac-VHT20 mode U-NII-3
Information	

EUT Common Settings WLAN5Gx

Number of antenna ports	2
User Interaction	No
Device class U-NII-1 (FCC)	Client
Limit W52 japan	Standard
TPC supported	No
Vehicle use (ISED)	No

Equipment

Signal analyzer,Rohde&Schwarz,FSV-40,1307.9002K40/101042,3.71
Switch matrix,cetecom advanced GmbH,USM,B002,1.0.0

Test Parameter

Technology to test	WLAN5Gx ac-VHT20 mode
EUT port	EUT1
Temperature	nom
Voltage	nom
Frequency low to test	False | Freq [MHz] 5745
Frequency mid to test	False | Freq [MHz] 5785
Frequency high to test	True | Freq [MHz] 5825
Auto control enabled power supply | Climatic Box	No | No
Additional path loss [dB]	0
Full path type	EUT_SA_GEN_SIG
Full path name	EUT1.MP.SIG1/EUT1.SA/EUT1.GEN1/EUT1.GEN2/
Switch bits	00010001:00010001:00000000:00000001

Test at TX 5825 MHz

RESULT: Reference power cond.

DESCRIPTION	LOWER LIMIT	UPPER LIMIT	MEASURED	UNIT	VERDICT
Ref. power 1MHz/1MHz cond.	---	---	3.20	dBm	INFO
Ref. frequency	---	---	5826.600	MHz	INFO

READ SA SETTINGS:

RefLevel [dBm] | RefLevelOffset [dB] | InpAtt [dB]	11.20 | 13.38 | 15
Start [MHz] | Stop [MHz]	5800.000 | 5850.000
RBW [MHz] | VBW [MHz]	0.300000 | 1.000000
Detector | TraceMode	POS | MAXH
Sweep: time [ms] | count | points per Section | type	1 | 2500 | 1001 | SWE

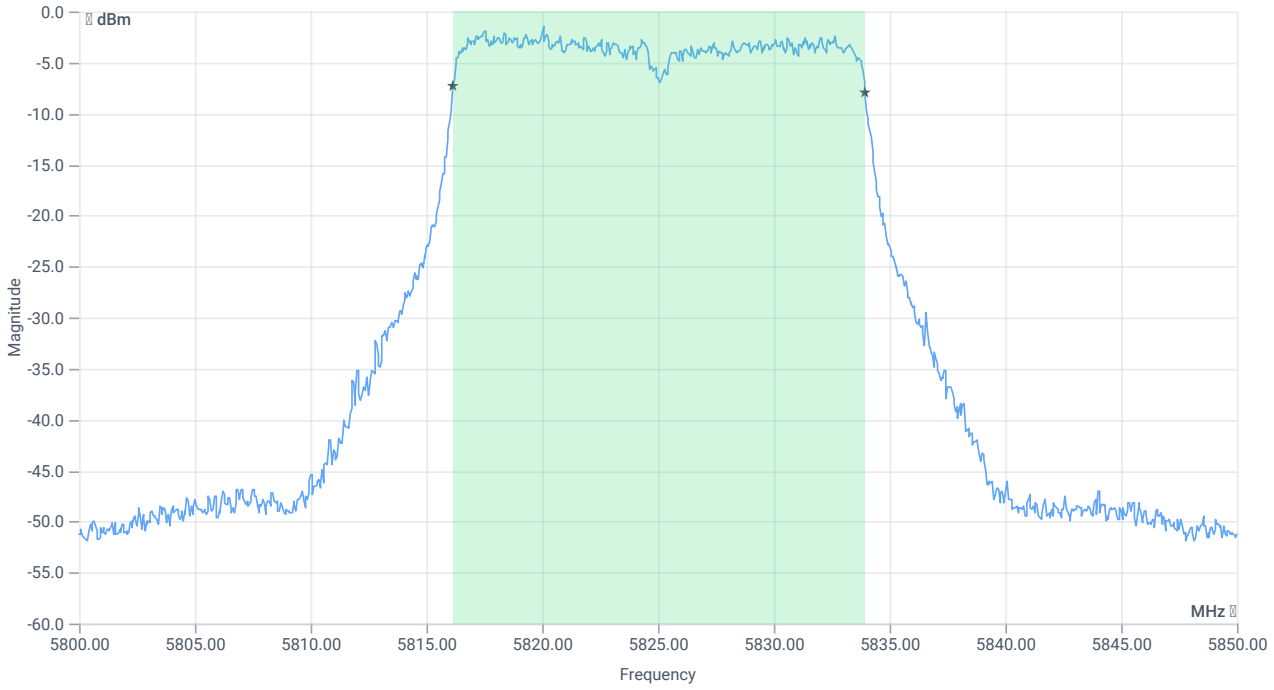

BW 99PCT

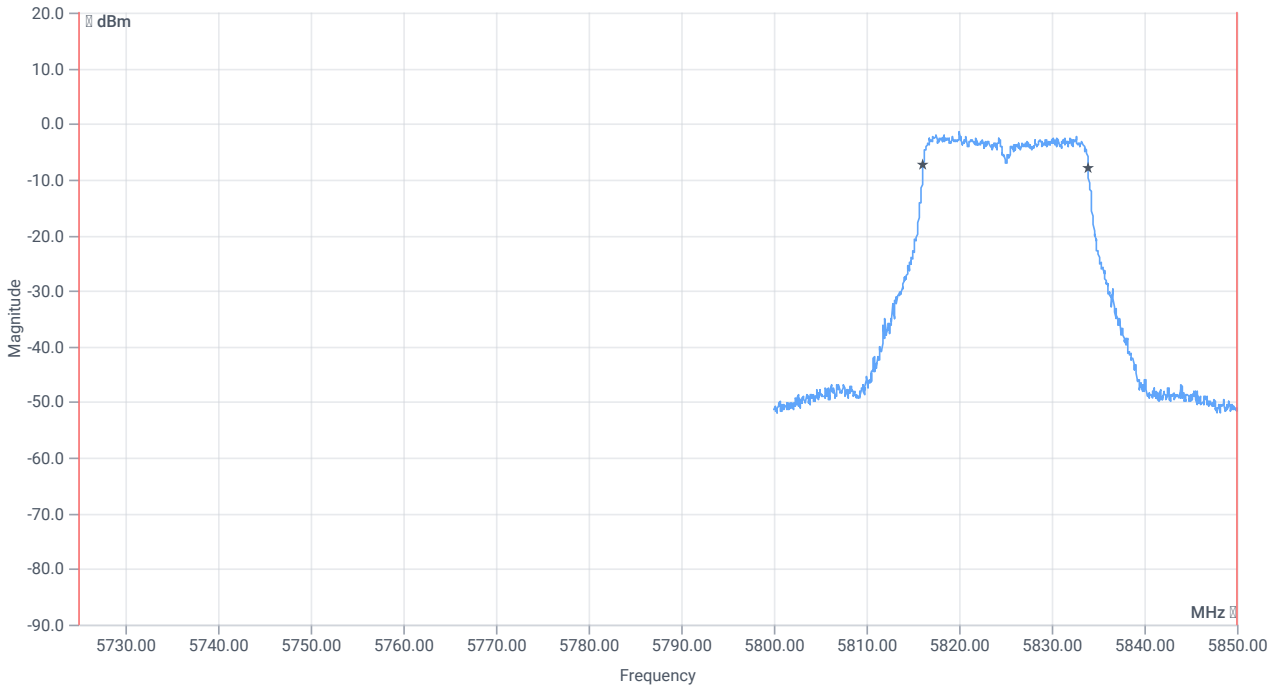

BW within band 99PCT

RESULT

DESCRIPTION	LOWER LIMIT	UPPER LIMIT	MEASURED	UNIT	VERDICT
Bandwidth 99%	---	---	17.782	MHz	INFO
T1 99%	5725.000000	---	5816.1588	MHz	PASS
T2 99%	---	5850.000000	5833.9411	MHz	PASS since U-NII-4 is supported

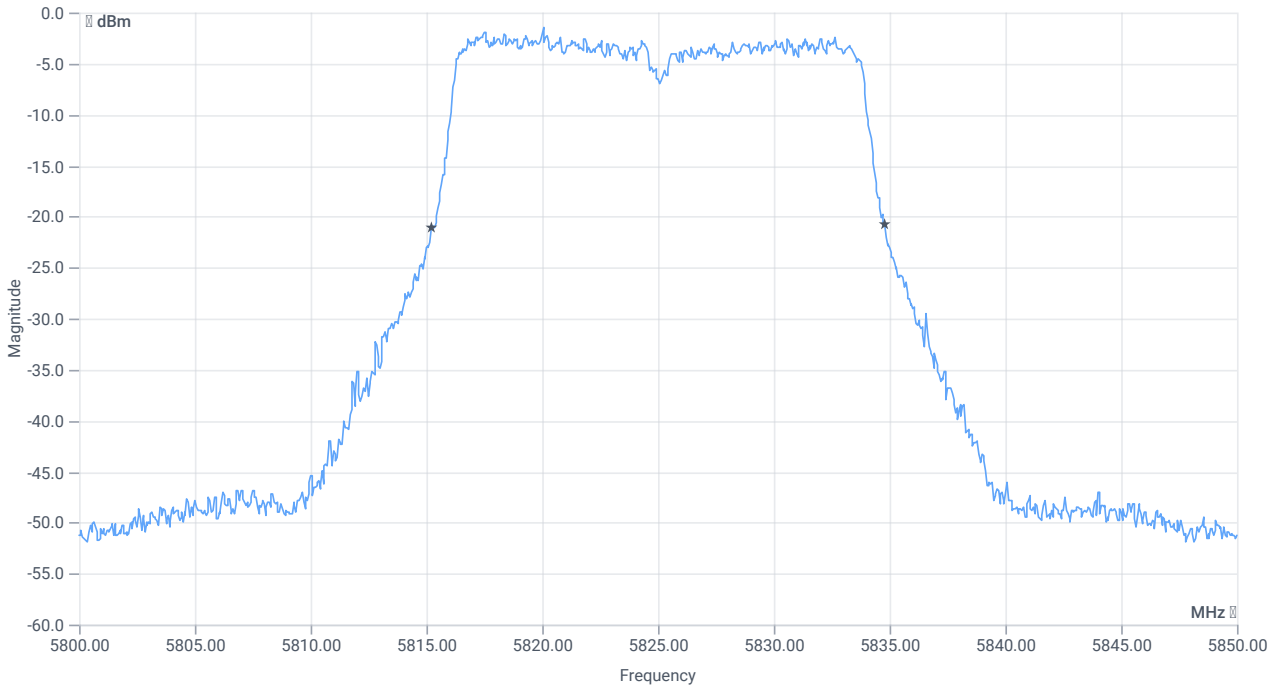

BW 20dB

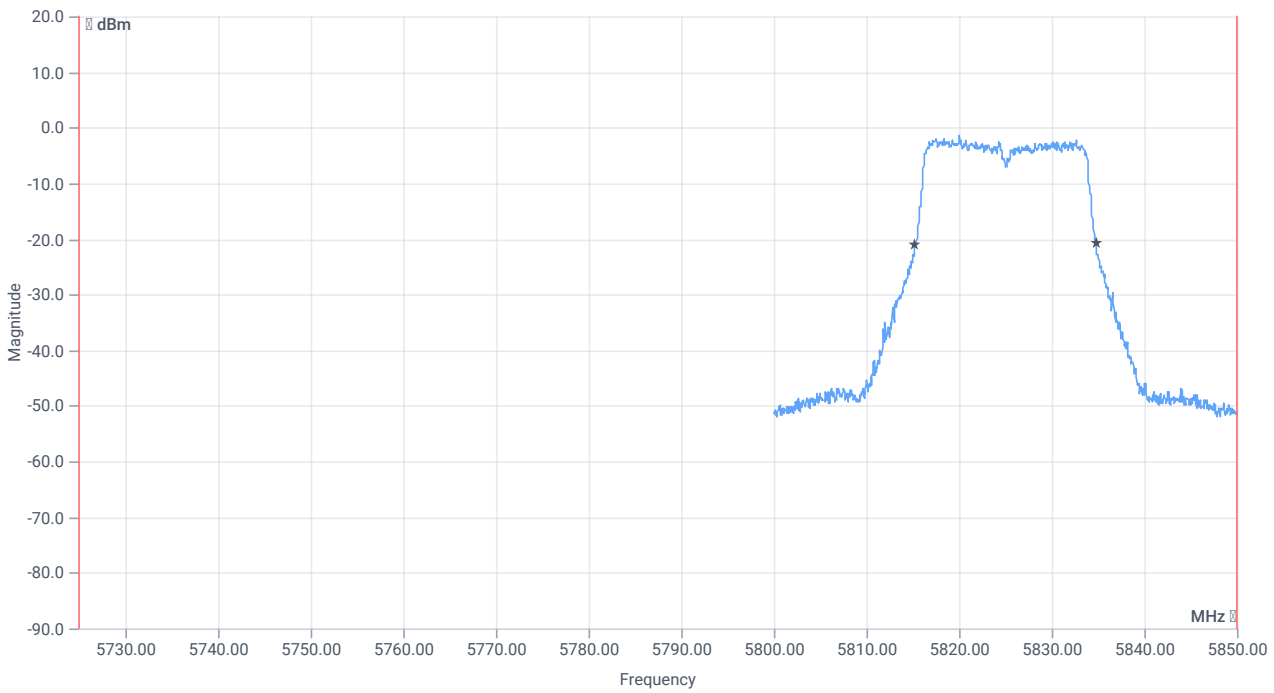

BW within band 20dB

RESULT

DESCRIPTION	LOWER LIMIT	UPPER LIMIT	MEASURED	UNIT	VERDICT
Bandwidth 20dB	---	---	19.6	MHz	INFO
T1 20dB	5725.000000	---	5815.2000	MHz	PASS

RESULT

DESCRIPTION	LOWER LIMIT	UPPER LIMIT	MEASURED	UNIT	VERDICT
T2 20dB	---	5850.000000	5834.8000	MHz	PASS since U-NII-4 is supported

Verdict
PASS

ISED RSS247 # Max output power and psd ~ WLAN5Gx ac-VHT20 mode U-NII-3

References

TC start	02.06.2026 09:28:13
Ambit temp (test rack) [°C] | humidity [rel%]	24.8 | 44
System version	6.0.7.5
Standard | Version	ISED RSS247 | NI
Method	
Description	ISED Max Output Power & PSD - WLAN5Gx ac-VHT20 mode U-NII-3
Information	

EUT Common Settings WLAN5Gx

Number of antenna ports	2
User Interaction	No
Device class U-NII-1 (FCC)	Client
Limit W52 japan	Standard
TPC supported	No
Vehicle use (ISED)	No

Equipment

Signal analyzer,Rohde&Schwarz,FSV-40,1307.9002K40/101042,3.71
Switch matrix,cetecom advanced GmbH,USM,B002,1.0.0

Test Parameter

Technology to test	WLAN5Gx ac-VHT20 mode
EUT port	EUT1
Temperature	nom
Voltage	nom
Frequency low to test	False | Freq [MHz] 5745
Frequency mid to test	False | Freq [MHz] 5785
Frequency high to test	True | Freq [MHz] 5825
Auto control enabled power supply | Climatic Box	No | No
Additional path loss [dB]	0
Full path type	EUT_SA_GEN_SIG
Full path name	EUT1.MP.SIG1/EUT1.SA/EUT1.GEN1/EUT1.GEN2/
Switch bits	00010001:00010001:00000000:00000001

Test at TX 5825 MHz

RESULT: Reference power cond.

DESCRIPTION	LOWER LIMIT	UPPER LIMIT	MEASURED	UNIT	VERDICT
Ref. power 1MHz/1MHz cond.	---	---	2.67	dBm	INFO
Ref. frequency	---	---	5832.390	MHz	INFO

Evaluation max. duty cycle

Duty cycle evaluation

DESCRIPTION	LOWER LIMIT	UPPER LIMIT	MEASURED	UNIT	VERDICT
Duty cycle min	---	---	0	dB	DC > 98% defined

Evaluation bandwidth

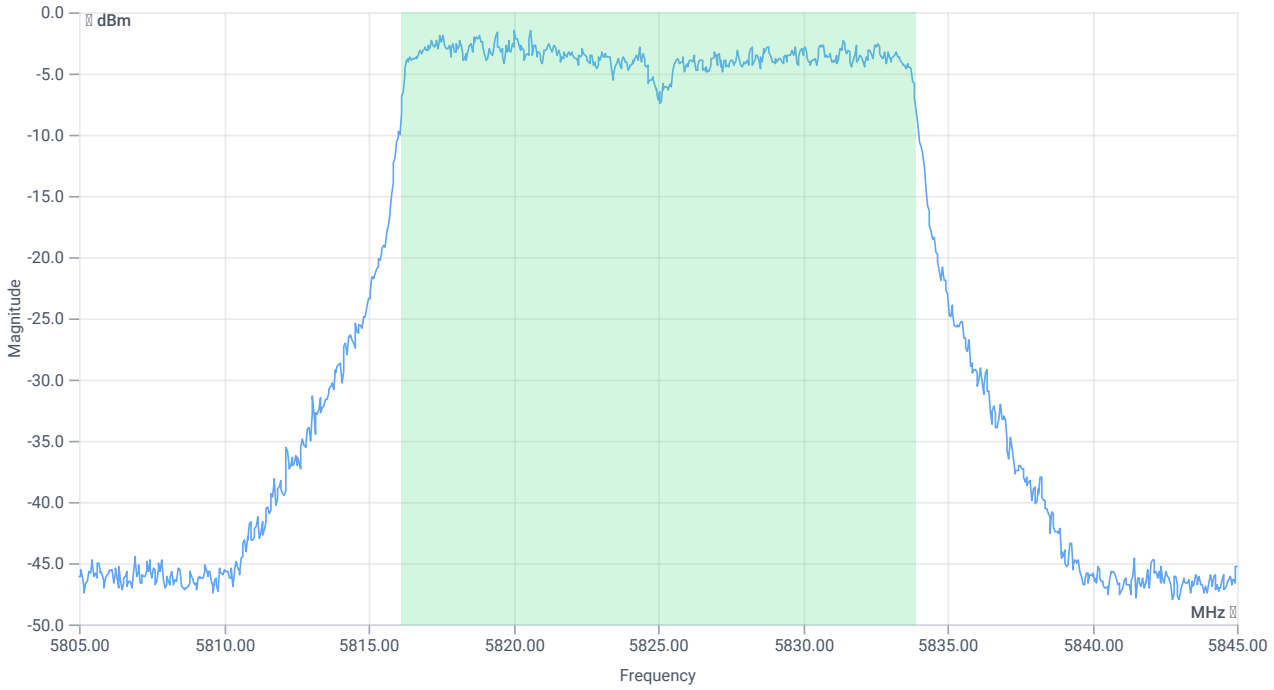

BW 99PCT

RESULT

DESCRIPTION	LOWER LIMIT	UPPER LIMIT	MEASURED	UNIT	VERDICT
Bandwidth 99%	---	---	17.782	MHz	INFO
T1 99%	---	---	5816.1289	MHz	INFO
T2 99%	---	---	5833.9111	MHz	INFO

Maximum Output Power

Antenna gain

Considered antenna gain [dBi]:	5.8 @ 5825 MHz

READ SA SETTINGS:

RefLevel [dBm] | RefLevelOffset [dB] | InpAtt [dB]	14.67 | 13.38 | 20
Start [MHz] | Stop [MHz]	5805.000 | 5845.000
RBW [MHz] | VBW [MHz]	1.000000 | 3.000000
Detector | TraceMode	RMS | MAXH
Sweep: time [ms] | count | points per Section | type	59600 | 1 | 161 | SWE

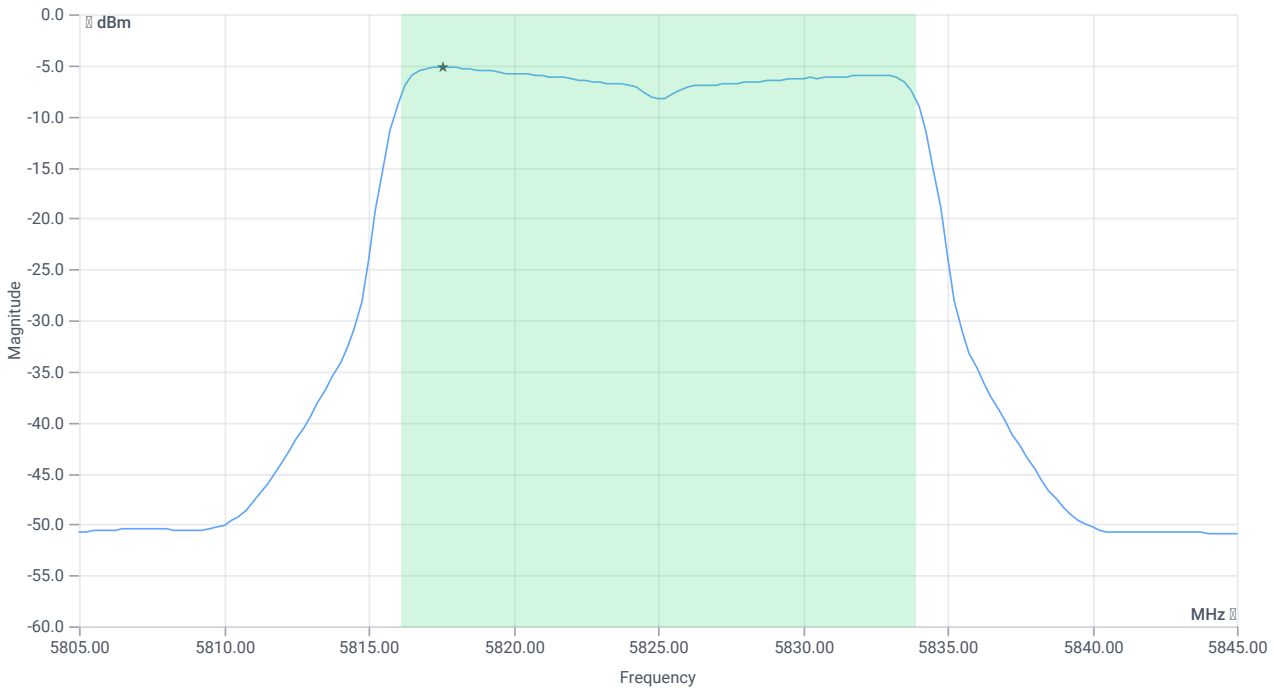

Max OP and PSD (without antenna gain)

RESULT

DESCRIPTION	LOWER LIMIT	UPPER LIMIT	MEASURED	UNIT	VERDICT
Max output power cond	---	---	5.88	dBm	INFO
Duty cycle correction	---	---	0	dB	INFO
LIMIT absolute cond					
Max output power DC corrected cond	---	30	5.88	dBm	PASS
Antenna gain applied			5.8	dBi	INFO
LIMIT absolute eirp (RSS-247 §6.2.4)					
Max output power DC corrected eirp	---	36	11.68	dBm	PASS

READ SA SETTINGS:

RefLevel [dBm] | RefLevelOffset [dB] | InpAtt [dB]	14.67 | 13.38 | 20
Start [MHz] | Stop [MHz]	5805.000 | 5845.000
RBW [MHz] | VBW [MHz]	0.500000 | 3.000000
Detector | TraceMode	RMS | MAXH
Sweep: time [ms] | count | points per Section | type	59600 | 1 | 161 | SWE

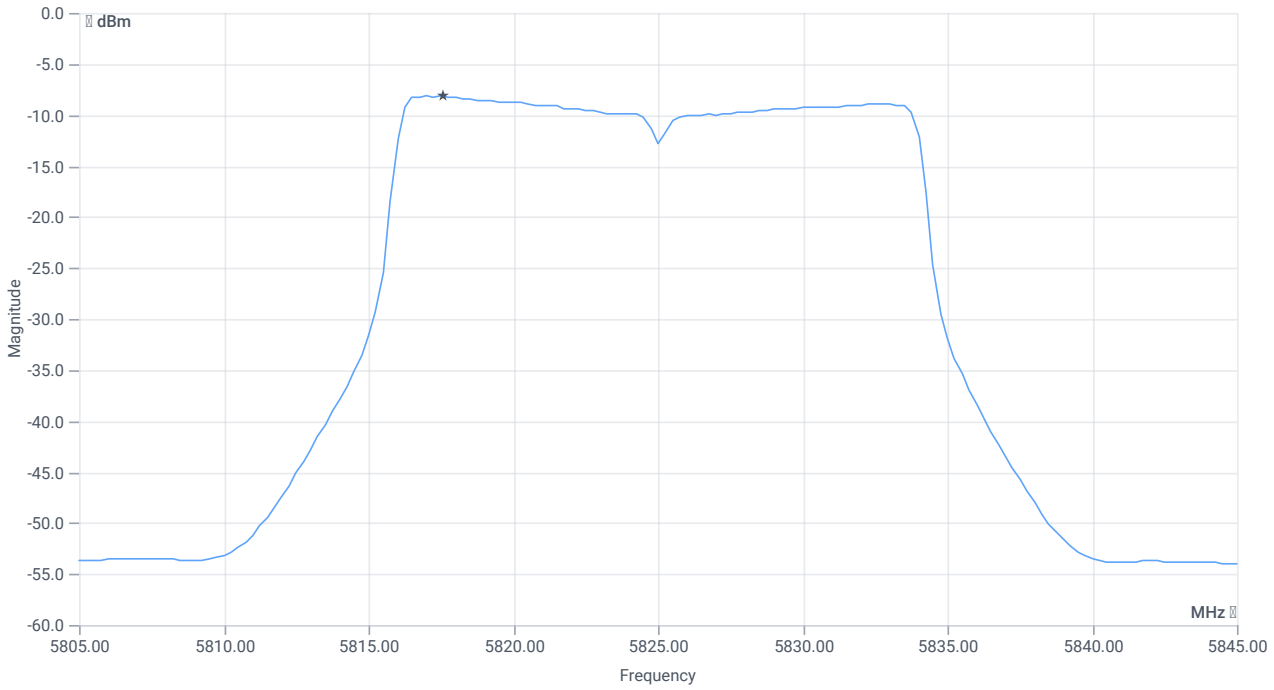

PSD UNII-3

RESULT

DESCRIPTION	LOWER LIMIT	UPPER LIMIT	MEASURED	UNIT	VERDICT
Power spectral density cond	---		-8.17	dBm/0.5MHz	INFO
Power spectral density DC corrected cond	---	30	-8.17	dBm/0.5MHz	PASS

Verdict
PASS

FCC 15.407 # Max output power and psd ~ WLAN5Gx ac-VHT20 mode U-NII-3

References

TC start	02.06.2026 09:25:36
Ambit temp (test rack) [°C] | humidity [rel%]	24.8 | 44
System version	6.0.7.5
Standard | Version	FCC 15.407 | NI
Method	KDB789033 D02, F., E.2.e.
Description	FCC 15.407 Max Output Power & PSD - WLAN5Gx ac-VHT20 mode U-NII-3
Information	

EUT Common Settings WLAN5Gx

Number of antenna ports	2
User Interaction	No
Device class U-NII-1 (FCC)	Client
Limit W52 japan	Standard
TPC supported	No
Vehicle use (ISED)	No

Equipment

Signal analyzer,Rohde&Schwarz,FSV-40,1307.9002K40/101042,3.71
Switch matrix,cetecom advanced GmbH,USM,B002,1.0.0

Test Parameter

Technology to test	WLAN5Gx ac-VHT20 mode
EUT port	EUT1
Temperature	nom
Voltage	nom
Frequency low to test	False | Freq [MHz] 5745
Frequency mid to test	False | Freq [MHz] 5785
Frequency high to test	True | Freq [MHz] 5825
Auto control enabled power supply | Climatic Box	No | No
Additional path loss [dB]	0
Full path type	EUT_SA_GEN_SIG
Full path name	EUT1.MP.SIG1/EUT1.SA/EUT1.GEN1/EUT1.GEN2/
Switch bits	00010001:00010001:00000000:00000001

Test at TX 5825 MHz

RESULT: Reference power cond.

DESCRIPTION	LOWER LIMIT	UPPER LIMIT	MEASURED	UNIT	VERDICT
Ref. power 1MHz/1MHz cond.	---	---	2.27	dBm	INFO
Ref. frequency	---	---	5817.610	MHz	INFO

Evaluation max. duty cycle

Duty cycle evaluation

DESCRIPTION	LOWER LIMIT	UPPER LIMIT	MEASURED	UNIT	VERDICT
Duty cycle min	---	---	0	dB	DC > 98% defined

Evaluation bandwidth

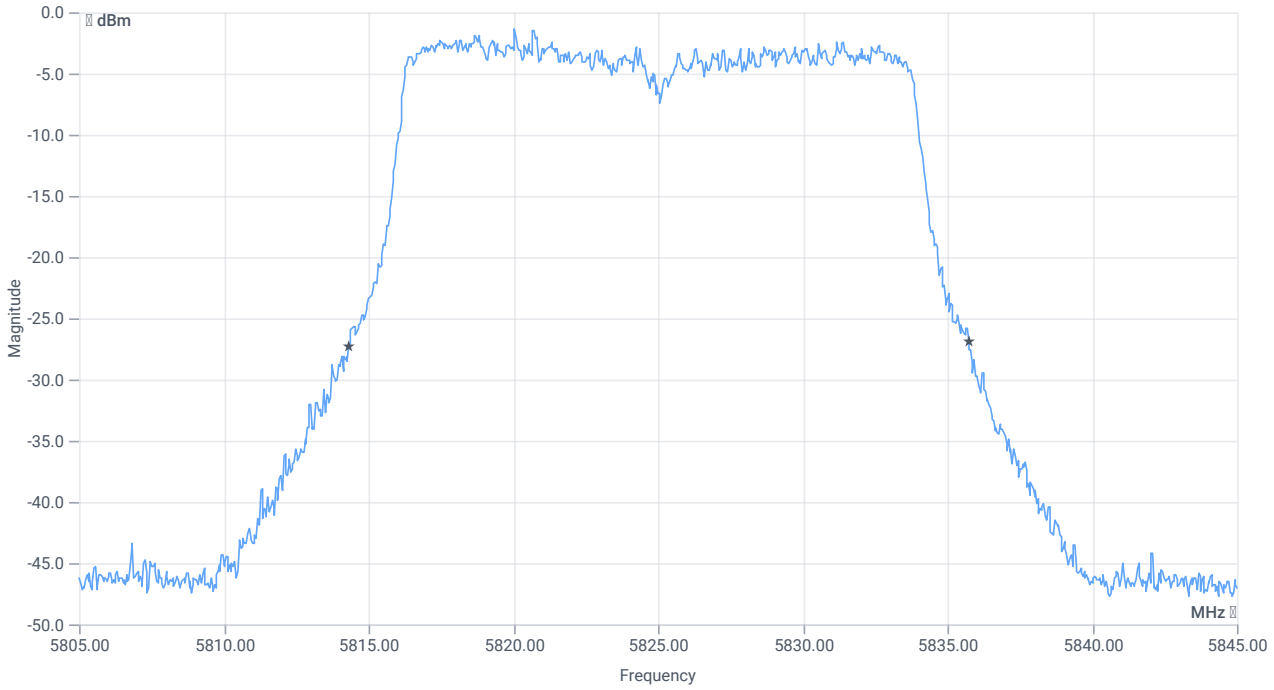

BW 26dB

RESULT

DESCRIPTION	LOWER LIMIT	UPPER LIMIT	MEASURED	UNIT	VERDICT
Bandwidth 26dB	---	---	21.4	MHz	INFO
T1 26dB	---	---	5814.3200	MHz	INFO
T2 26dB	---	---	5835.7200	MHz	INFO

Maximum Output Power

READ SA SETTINGS:

RefLevel [dBm] | RefLevelOffset [dB] | InpAtt [dB]	14.27 | 13.38 | 15
Start [MHz] | Stop [MHz]	5805.000 | 5845.000
RBW [MHz] | VBW [MHz]	1.000000 | 3.000000
Detector | TraceMode	RMS | MAXH
Sweep: time [ms] | count | points per Section | type	59600 | 1 | 161 | SWE

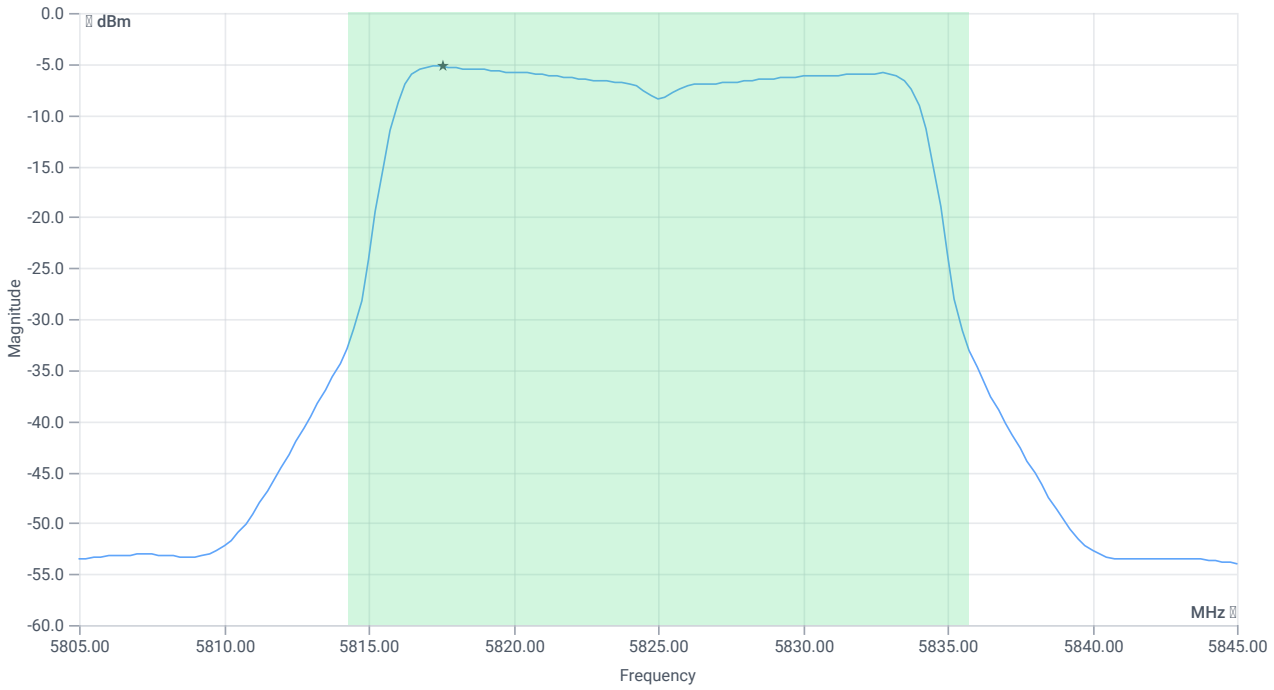

Max OP and PSD

RESULT

CONDUCTED LIMITS FOR MAX ANTENNA GAIN OF 6 D BI					
Description	Lower Limit	Upper Limit	Measured	Unit	Verdict
Max output power cond	---	---	5.99	dBm	INFO
Duty cycle correction	---	---	0	dB	INFO
LIMIT absolute:					
Max output power DC corrected cond	---	30	5.99	dBm	PASS
LIMIT: 11 dBm + 10 log 21.4					
Max output power DC corrected cond	---	24.3	5.99	dBm	na

Power Spectral Density U-NII-3

READ SA SETTINGS:

RefLevel [dBm] | RefLevelOffset [dB] | InpAtt [dB]	14.27 | 13.38 | 20

READ SA SETTINGS:

Start [MHz] | Stop [MHz]	5805.000 | 5845.000
RBW [MHz] | VBW [MHz]	0.500000 | 3.000000
Detector | TraceMode	RMS | MAXH
Sweep: time [ms] | count | points per Section | type	59600 | 1 | 161 | SWE

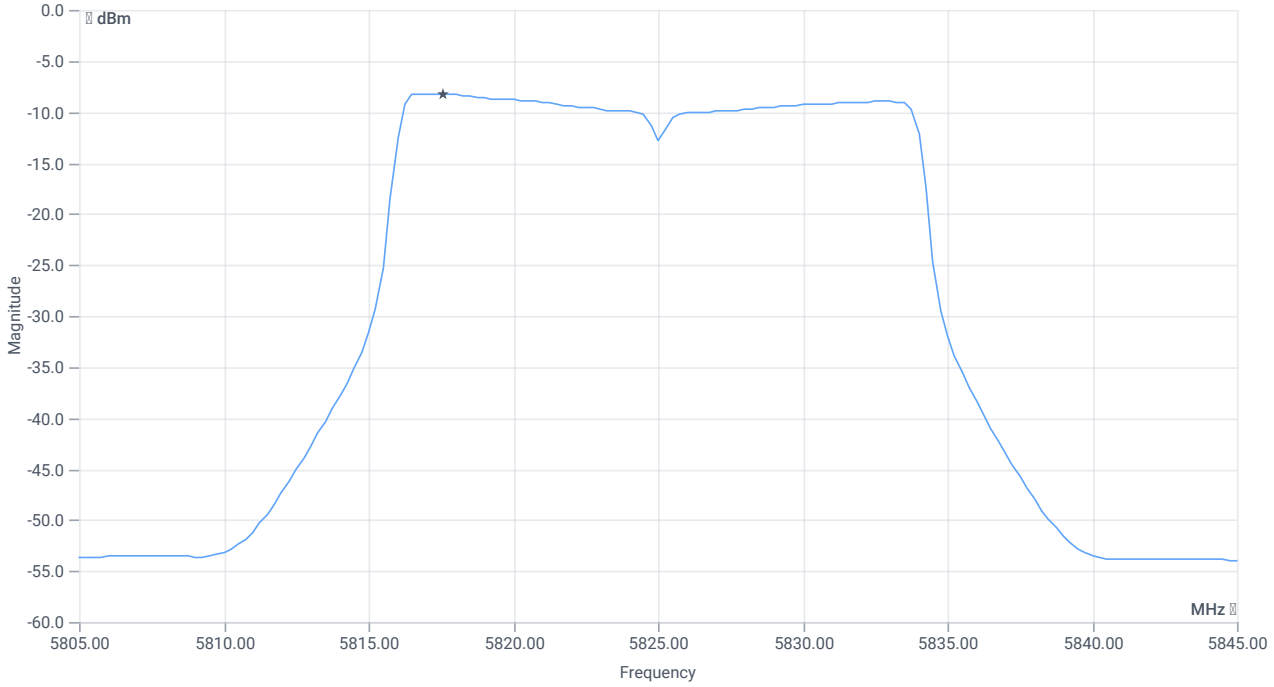

PSD UNII-3

RESULT

CONDUCTED LIMITS FOR MAX ANTENNA GAIN OF 6 D BI					
Description	Lower Limit	Upper Limit	Measured	Unit	Verdict
Power spectral density cond	---	---	-8.21	dBm/0.5MHz	INFO
Duty cycle correction	---	---	0	dB	INFO
Power spectral density DC corrected cond	---	30	-8.21	dBm/0.5MHz	PASS

Verdict
PASS

NA # Peak output power 3MHz/3MHz ~ WLAN5Gx ac-VHT20 mode U-NII-3

References

TC start	02.06.2026 09:25:09
Ambit temp (test rack) [°C] | humidity [rel%]	24.8 | 44
System version	6.0.7.5
Standard | Version	NA | NI
Method	
Description	Peak OP 3MHz/3MHz - WLAN5Gx ac-VHT20 mode U-NII-3
Information	

EUT Common Settings WLAN5Gx

Number of antenna ports	2
User Interaction	No
Device class U-NII-1 (FCC)	Client
Limit W52 japan	Standard
TPC supported	No
Vehicle use (ISED)	No

Equipment

Signal analyzer,Rohde&Schwarz,FSV-40,1307.9002K40/101042,3.71
Switch matrix,cetecom advanced GmbH,USM,B002,1.0.0

Test Parameter

Technology to test	WLAN5Gx ac-VHT20 mode
EUT port	EUT1
Temperature	nom
Voltage	nom
Frequency low to test	False | Freq [MHz] 5745
Frequency mid to test	False | Freq [MHz] 5785
Frequency high to test	True | Freq [MHz] 5825
Auto control enabled power supply | Climatic Box	No | No
Additional path loss [dB]	0
Full path type	EUT_SA_GEN_SIG
Full path name	EUT1.MP.SIG1/EUT1.SA/EUT1.GEN1/EUT1.GEN2/
Switch bits	00010001:00010001:00000000:00000001

Test at TX 5825 MHz

RESULT: Reference power cond.

DESCRIPTION	LOWER LIMIT	UPPER LIMIT	MEASURED	UNIT	VERDICT
Ref. power 1MHz/1MHz cond.	---	---	2.75	dBm	INFO
Ref. frequency	---	---	5819.410	MHz	INFO

READ SA SETTINGS:

RefLevel [dBm] | RefLevelOffset [dB] | InpAtt [dB]	14.75 | 13.38 | 20
Start [MHz] | Stop [MHz]	5800.000 | 5850.000
RBW [MHz] | VBW [MHz]	3.000000 | 3.000000
Detector | TraceMode	POS | MAXH
Sweep: time [ms] | count | points per Section | type	300 | 20 | 1001 | SWE

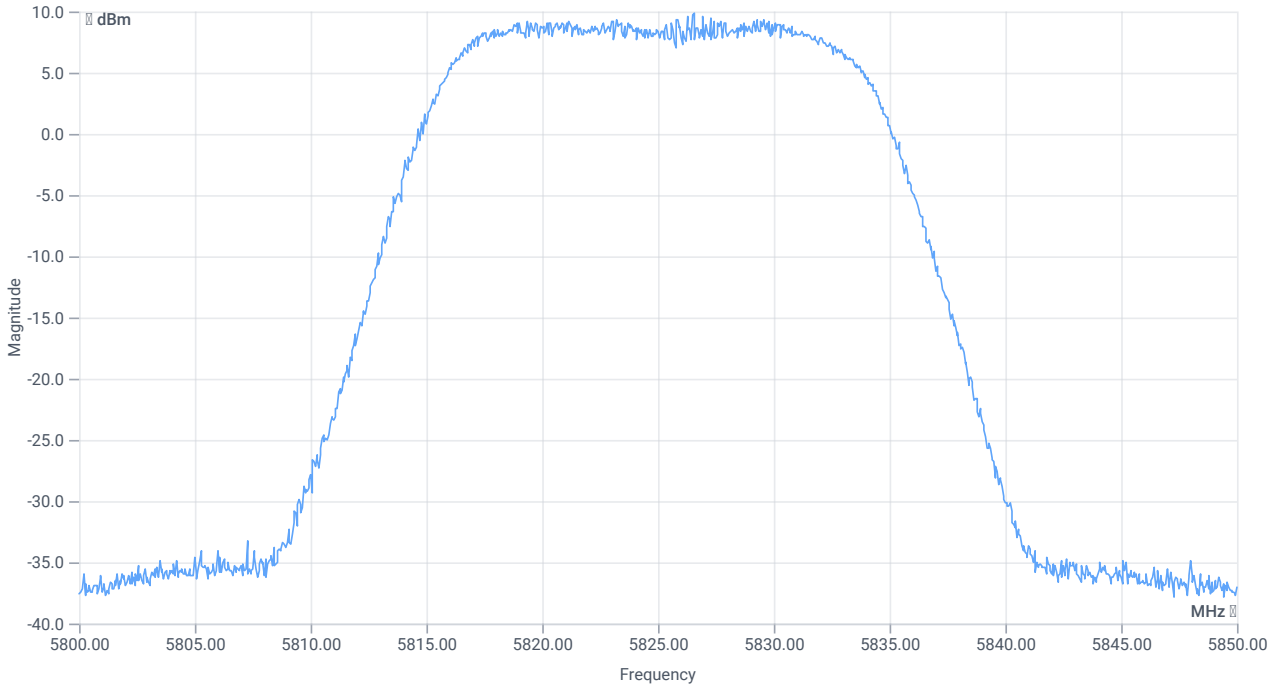

Peak output power

RESULT

DESCRIPTION	LOWER LIMIT	UPPER LIMIT	MEASURED	UNIT	VERDICT
Peak Power	---	---	9.91	dBm	INFO
Peak Power	---	---	9.7949	mW	INFO
Frequency at Peak	---	---	5826.548	MHz	INFO

Verdict
PASS

NA # Message with SA scan ~

References

TC start	02.06.2026 09:02:25
Ambit temp (test rack) [°C] | humidity [rel%]	24.9 | 44
System version	6.0.7.5
Standard | Version	NA | NI
Method	
Description	Message with SA Scan ac_VHT20_U_NII_3
Information	

Equipment

Signal analyzer,Rohde&Schwarz,FSV-40,1307.9002K40/101042,3.71
Switch matrix,cetecom advanced GmbH,USM,B002,1.0.0

Test Parameter

Full path type	EUT_SA_GEN_SIG
Full path name	EUT1.MP.SIG1/EUT1.SA/EUT1.GEN1/EUT1.GEN2/
Switch bits	00010001:00010001:00000000:00000001
Message start	02.06.2026 09:02:27
Message	set WLAN5Gx to ac_VHT20_U_NII_3, Frequency [MHz] 5825 Information:

Verdict
INFO

FCC 15.407, ISED RSS247 # Emission mask (eirp) ~ WLAN5Gx ac-VHT20 mode U-NII-3

References

TC start	02.06.2026 09:01:45
Ambit temp (test rack) [°C] | humidity [rel%]	24.9 | 44
System version	6.0.7.5
Standard | Version	FCC 15.407, ISED RSS247 | NI
Method	NI
Description	FCC 15.407 Emission mask - WLAN5Gx ac-VHT20 mode U-NII-3
Information	

EUT Common Settings WLAN5Gx

Number of antenna ports	2
User Interaction	No
Device class U-NII-1 (FCC)	Client
Limit W52 japan	Standard
TPC supported	No
Vehicle use (ISED)	No

Equipment

Signal analyzer,Rohde&Schwarz,FSV-40,1307.9002K40/101042,3.71
Switch matrix,cetecom advanced GmbH,USM,B002,1.0.0

Test Parameter

Technology to test	WLAN5Gx ac-VHT20 mode
EUT port	EUT1
Temperature	nom
Voltage	nom
Frequency low to test	False | Freq [MHz] 5745
Frequency mid to test	True | Freq [MHz] 5785
Frequency high to test	False | Freq [MHz] 5825
Auto control enabled power supply | Climatic Box	No | No
Additional path loss [dB]	0
Full path type	EUT_SA_GEN_SIG
Full path name	EUT1.MP.SIG1/EUT1.SA/EUT1.GEN1/EUT1.GEN2/
Switch bits	00010001:00010001:00000000:00000001

Test at TX 5785 MHz

Number of antenna ports: 2

reduction of limit due to number of antenna ports [dB]: 3

RESULT: Reference power cond.

DESCRIPTION	LOWER LIMIT	UPPER LIMIT	MEASURED	UNIT	VERDICT
Ref. power 1MHz/1MHz cond.	---	---	1.47	dBm	INFO
Ref. frequency	---	---	5783.600	MHz	INFO

Antenna gain

Considered antenna gain [dBi]:	6.06 / max found in range 5625 to 5950 MHz

READ SA SETTINGS:

RefLevel [dBm] | RefLevelOffset [dB] | InpAtt [dB]	4.47 | 12.84 | 10
Start [MHz] | Stop [MHz]	5625.000 | 5950.000
RBW [MHz] | VBW [MHz]	1.000000 | 3.000000
Detector | TraceMode	POS | MAXH
Sweep: time [ms] | count | points per Section | type	1 | 2500 | 1001 | SWE

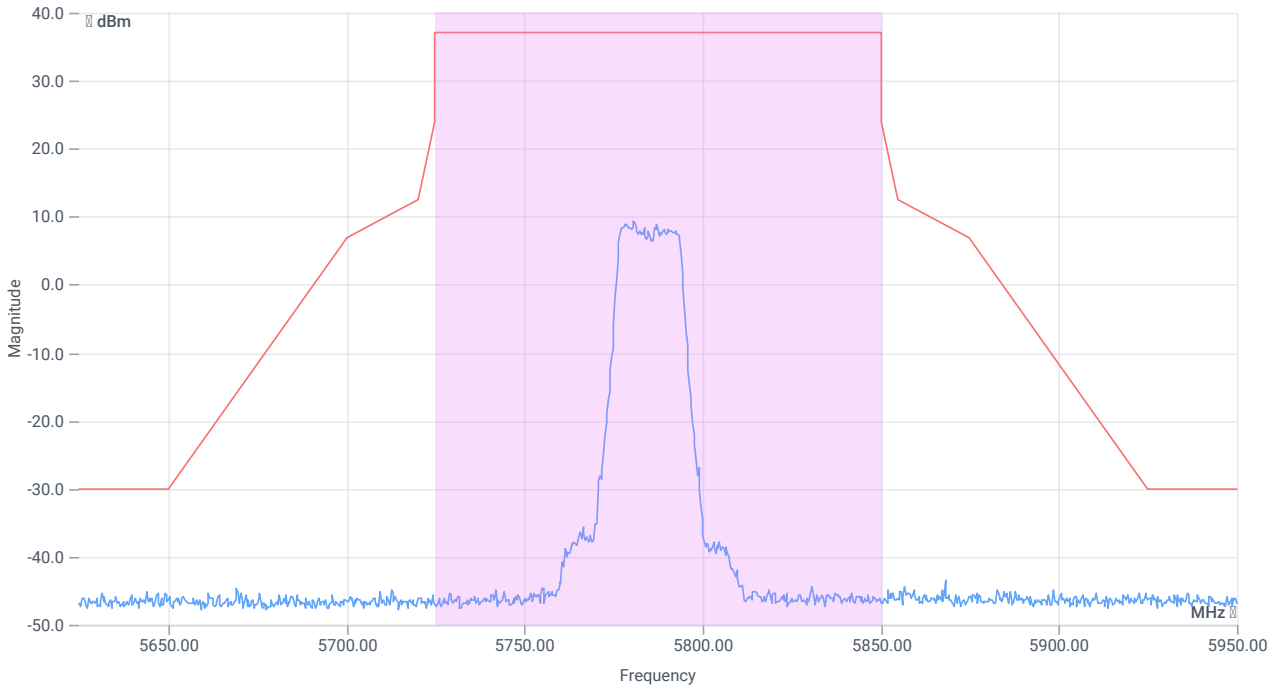

Emission Mask (e.i.r.p)

RESULT

DESCRIPTION	LOWER LIMIT	UPPER LIMIT	MEASURED	UNIT	VERDICT

Verdict
PASS

FCC 15.407, ISED RSS247 # Minimum emission bandwidth ~ WLAN5Gx ac-VHT20 mode U-NII-3

References

TC start	02.06.2026 09:00:57
Ambit temp (test rack) [°C] | humidity [rel%]	24.9 | 44
System version	6.0.7.5
Standard | Version	FCC 15.407, ISED RSS247 | NI
Method	KDB789033 D02, C.2.
Description	FCC 15.407 Min Emission Bandwidth - WLAN5Gx ac-VHT20 mode U-NII-3
Information	

EUT Common Settings WLAN5Gx

Number of antenna ports	2
User Interaction	No
Device class U-NII-1 (FCC)	Client
Limit W52 japan	Standard
TPC supported	No
Vehicle use (ISED)	No

Equipment

Signal analyzer,Rohde&Schwarz,FSV-40,1307.9002K40/101042,3.71
Switch matrix,cetecom advanced GmbH,USM,B002,1.0.0

Test Parameter

Technology to test	WLAN5Gx ac-VHT20 mode
EUT port	EUT1
Temperature	nom
Voltage	nom
Frequency low to test	False | Freq [MHz] 5745
Frequency mid to test	True | Freq [MHz] 5785
Frequency high to test	False | Freq [MHz] 5825
Auto control enabled power supply | Climatic Box	No | No
Additional path loss [dB]	0
Full path type	EUT_SA_GEN_SIG
Full path name	EUT1.MP.SIG1/EUT1.SA/EUT1.GEN1/EUT1.GEN2/
Switch bits	00010001:00010001:00000000:00000001

Test at TX 5785 MHz

RESULT: Reference power cond.

DESCRIPTION	LOWER LIMIT	UPPER LIMIT	MEASURED	UNIT	VERDICT
Ref. power 1MHz/1MHz cond.	---	---	2.30	dBm	INFO
Ref. frequency	---	---	5781.200	MHz	INFO

READ SA SETTINGS:

RefLevel [dBm] | RefLevelOffset [dB] | InpAtt [dB]	14.30 | 12.84 | 20
Start [MHz] | Stop [MHz]	5760.000 | 5810.000
RBW [MHz] | VBW [MHz]	0.100000 | 0.300000
Detector | TraceMode	POS | MAXH
Sweep: time [ms] | count | points per Section | type	2 | 1500 | 1001 | SWE

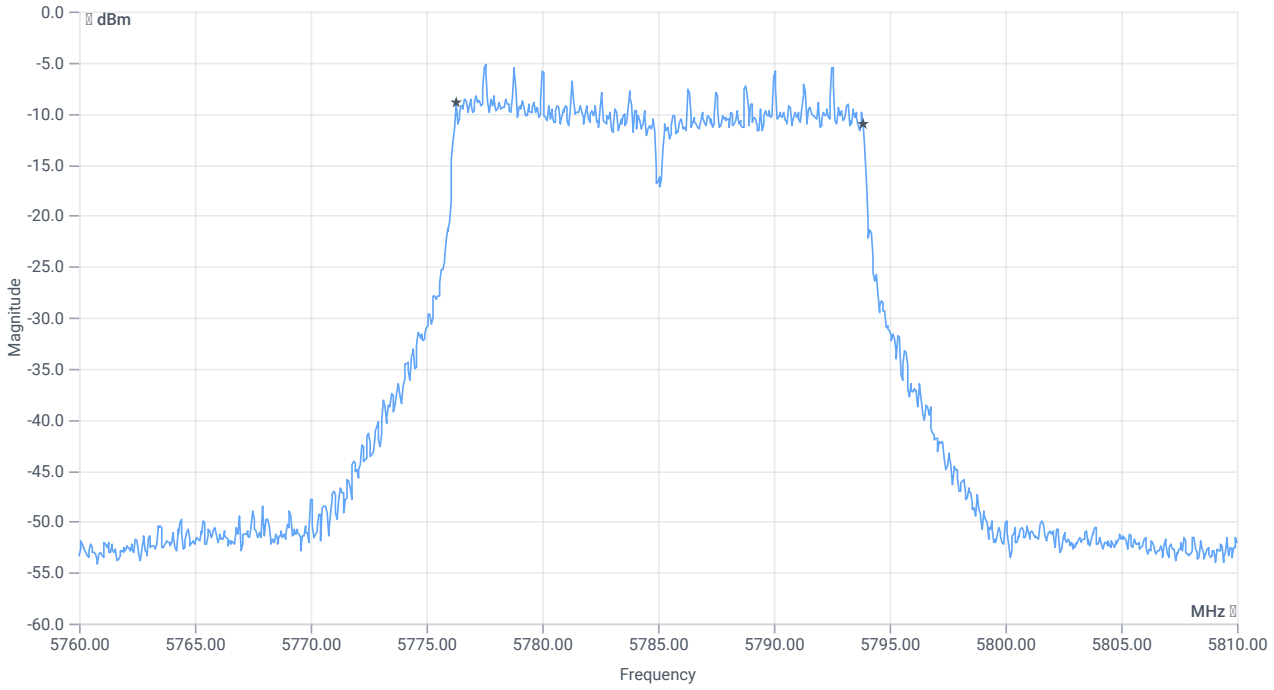

BW 6dB

RESULT

DESCRIPTION	LOWER LIMIT	UPPER LIMIT	MEASURED	UNIT	VERDICT
Bandwidth (6dB)	0.500	---	17.6	MHz	PASS

Verdict
PASS

FCC 15.407, ISED RSS247 # Bandwidths 99PCT and 26dB (UNII-3 20dB) ~ WLAN5Gx ac-VHT20 mode U-NII-3

References

TC start	02.06.2026 09:00:26
Ambit temp (test rack) [°C] | humidity [rel%]	24.9 | 44
System version	6.0.7.5
Standard | Version	FCC 15.407, ISED RSS247 | NI
Method	26dB Bandwidth KDB789033 D02, C.1 / ISED RSS-GEN
Description	FCC 15.407 Bandwidths - WLAN5Gx ac-VHT20 mode U-NII-3
Information	

EUT Common Settings WLAN5Gx

Number of antenna ports	2
User Interaction	No
Device class U-NII-1 (FCC)	Client
Limit W52 japan	Standard
TPC supported	No
Vehicle use (ISED)	No

Equipment

Signal analyzer,Rohde&Schwarz,FSV-40,1307.9002K40/101042,3.71
Switch matrix,cetecom advanced GmbH,USM,B002,1.0.0

Test Parameter

Technology to test	WLAN5Gx ac-VHT20 mode
EUT port	EUT1
Temperature	nom
Voltage	nom
Frequency low to test	False | Freq [MHz] 5745
Frequency mid to test	True | Freq [MHz] 5785
Frequency high to test	False | Freq [MHz] 5825
Auto control enabled power supply | Climatic Box	No | No
Additional path loss [dB]	0
Full path type	EUT_SA_GEN_SIG
Full path name	EUT1.MP.SIG1/EUT1.SA/EUT1.GEN1/EUT1.GEN2/
Switch bits	00010001:00010001:00000000:00000001

Test at TX 5785 MHz

RESULT: Reference power cond.

DESCRIPTION	LOWER LIMIT	UPPER LIMIT	MEASURED	UNIT	VERDICT
Ref. power 1MHz/1MHz cond.	---	---	1.54	dBm	INFO
Ref. frequency	---	---	5777.010	MHz	INFO

READ SA SETTINGS:

RefLevel [dBm] | RefLevelOffset [dB] | InpAtt [dB]	9.54 | 12.84 | 15
Start [MHz] | Stop [MHz]	5760.000 | 5810.000
RBW [MHz] | VBW [MHz]	0.300000 | 1.000000
Detector | TraceMode	POS | MAXH
Sweep: time [ms] | count | points per Section | type	1 | 2500 | 1001 | SWE

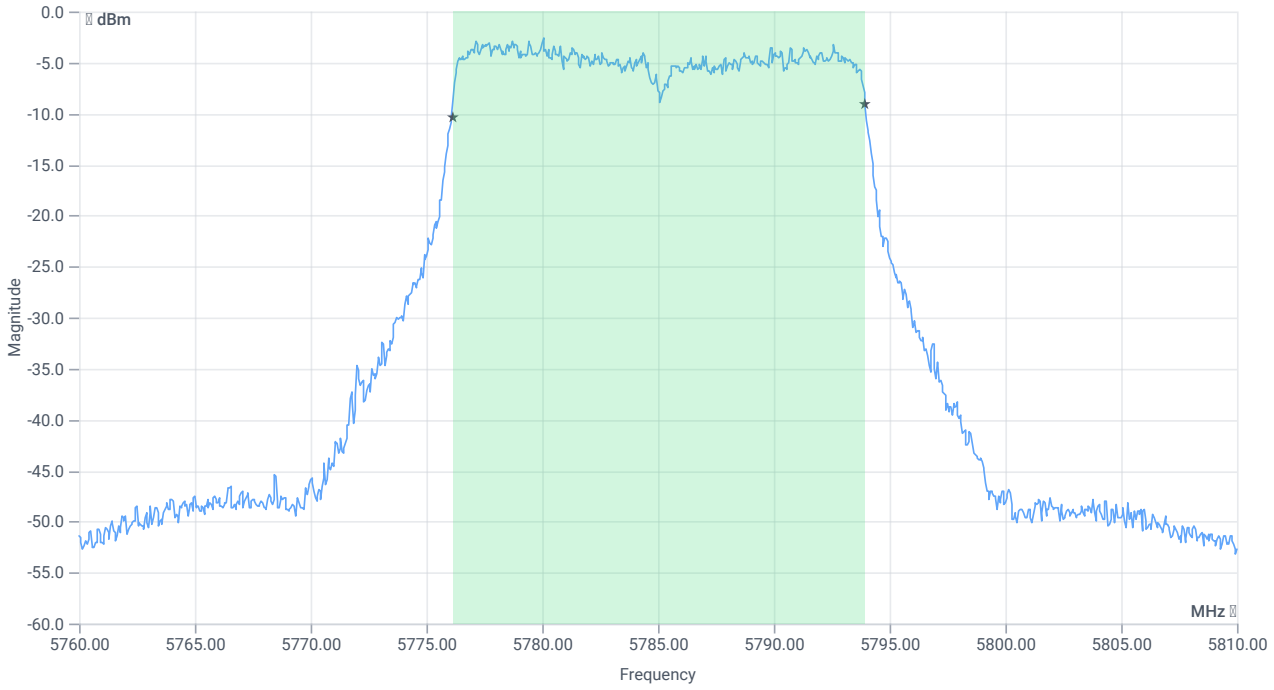

BW 99PCT

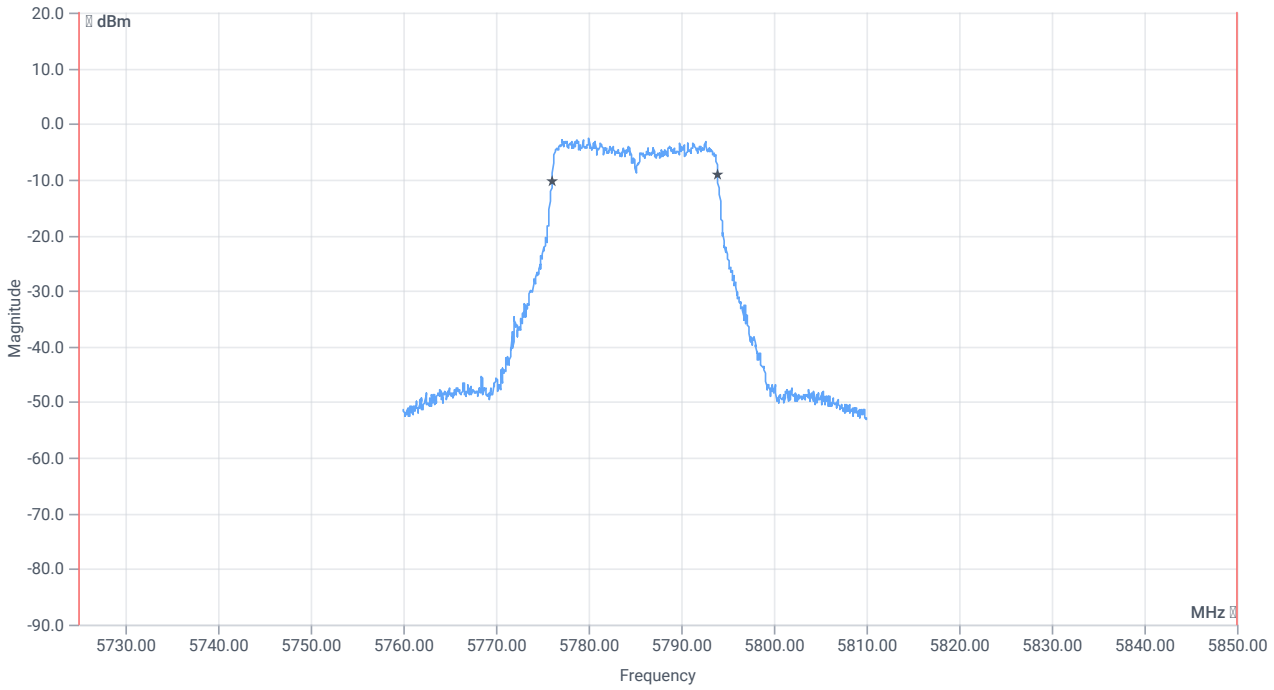

BW within band 99PCT

RESULT

DESCRIPTION	LOWER LIMIT	UPPER LIMIT	MEASURED	UNIT	VERDICT
Bandwidth 99%	---	---	17.832	MHz	INFO
T1 99%	5725.000000	---	5776.1089	MHz	PASS
T2 99%	---	5850.000000	5793.9411	MHz	PASS since U-NII-4 is supported

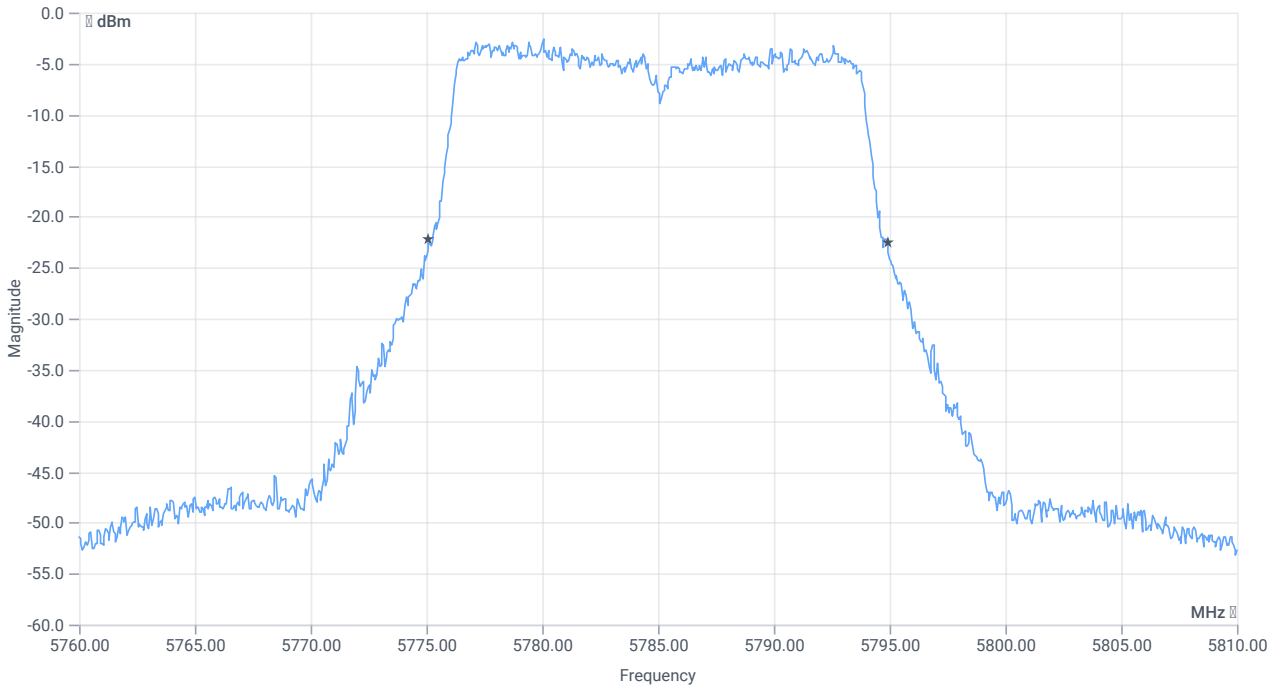

BW 20dB

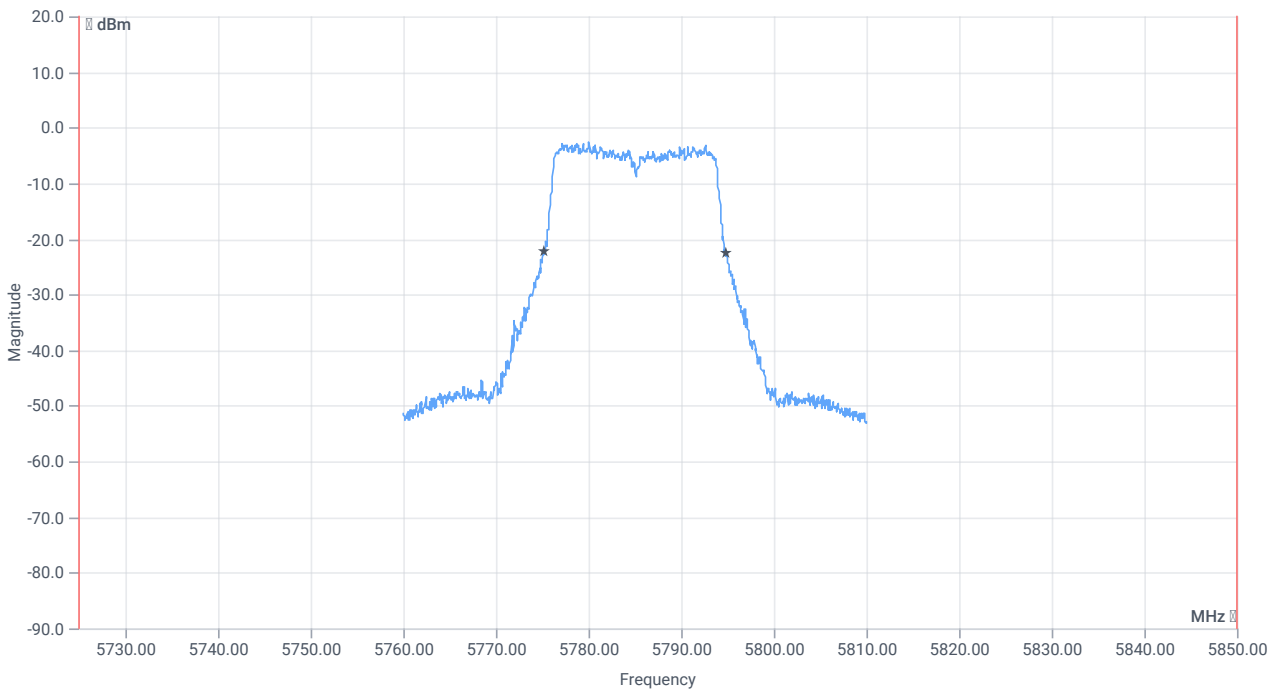

BW within band 20dB

RESULT

DESCRIPTION	LOWER LIMIT	UPPER LIMIT	MEASURED	UNIT	VERDICT
Bandwidth 20dB	---	---	19.8	MHz	INFO
T1 20dB	5725.000000	---	5775.1000	MHz	PASS

RESULT

DESCRIPTION	LOWER LIMIT	UPPER LIMIT	MEASURED	UNIT	VERDICT
T2 20dB	---	5850.000000	5794.9000	MHz	PASS since U-NII-4 is supported

Verdict
PASS

ISED RSS247 # Max output power and psd ~ WLAN5Gx ac-VHT20 mode U-NII-3

References

TC start	02.06.2026 08:57:50
Ambit temp (test rack) [°C] | humidity [rel%]	24.9 | 44
System version	6.0.7.5
Standard | Version	ISED RSS247 | NI
Method	
Description	ISED Max Output Power & PSD - WLAN5Gx ac-VHT20 mode U-NII-3
Information	

EUT Common Settings WLAN5Gx

Number of antenna ports	2
User Interaction	No
Device class U-NII-1 (FCC)	Client
Limit W52 japan	Standard
TPC supported	No
Vehicle use (ISED)	No

Equipment

Signal analyzer,Rohde&Schwarz,FSV-40,1307.9002K40/101042,3.71
Switch matrix,cetecom advanced GmbH,USM,B002,1.0.0

Test Parameter

Technology to test	WLAN5Gx ac-VHT20 mode
EUT port	EUT1
Temperature	nom
Voltage	nom
Frequency low to test	False | Freq [MHz] 5745
Frequency mid to test	True | Freq [MHz] 5785
Frequency high to test	False | Freq [MHz] 5825
Auto control enabled power supply | Climatic Box	No | No
Additional path loss [dB]	0
Full path type	EUT_SA_GEN_SIG
Full path name	EUT1.MP.SIG1/EUT1.SA/EUT1.GEN1/EUT1.GEN2/
Switch bits	00010001:00010001:00000000:00000001

Test at TX 5785 MHz

RESULT: Reference power cond.

DESCRIPTION	LOWER LIMIT	UPPER LIMIT	MEASURED	UNIT	VERDICT
Ref. power 1MHz/1MHz cond.	---	---	2.17	dBm	INFO
Ref. frequency	---	---	5777.610	MHz	INFO

Evaluation max. duty cycle

Duty cycle evaluation

DESCRIPTION	LOWER LIMIT	UPPER LIMIT	MEASURED	UNIT	VERDICT
Duty cycle min	---	---	0	dB	DC > 98% defined

Evaluation bandwidth

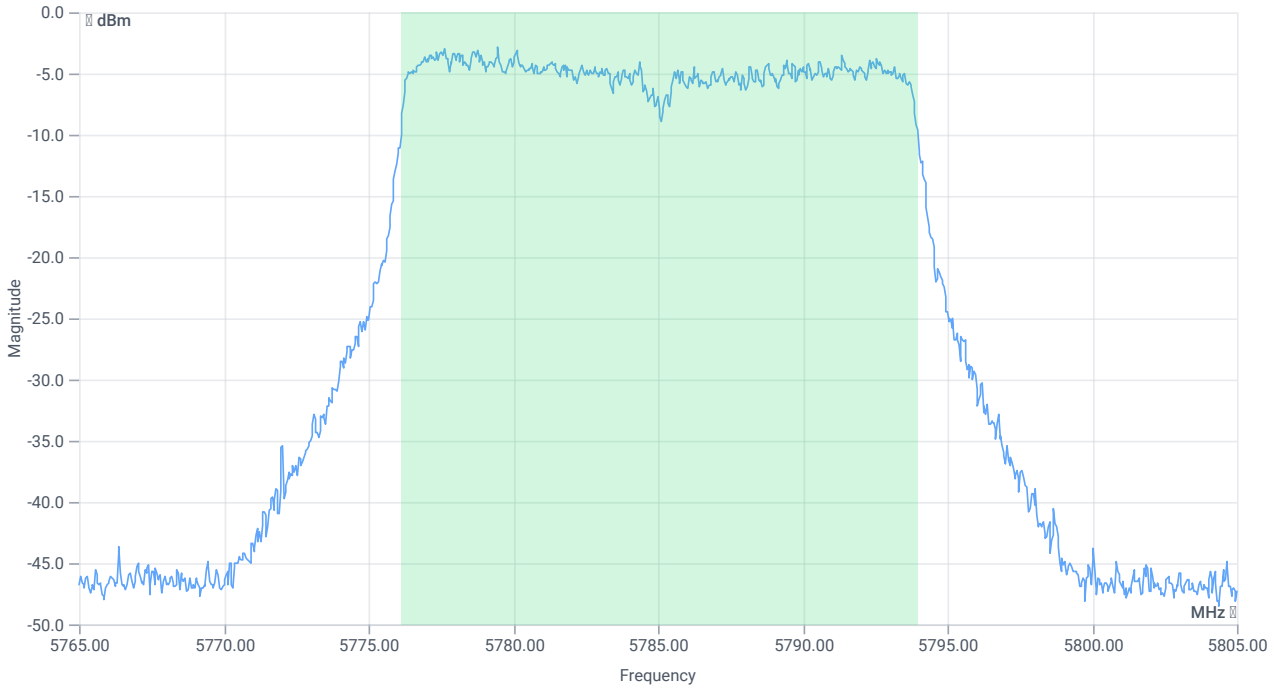

BW 99PCT

RESULT

DESCRIPTION	LOWER LIMIT	UPPER LIMIT	MEASURED	UNIT	VERDICT
Bandwidth 99%	---	---	17.822	MHz	INFO
T1 99%	---	---	5776.1289	MHz	INFO
T2 99%	---	---	5793.9510	MHz	INFO

Maximum Output Power

Antenna gain

Considered antenna gain [dBi]:	5.8 @ 5785 MHz

READ SA SETTINGS:

RefLevel [dBm] | RefLevelOffset [dB] | InpAtt [dB]	14.17 | 12.84 | 20
Start [MHz] | Stop [MHz]	5765.000 | 5805.000
RBW [MHz] | VBW [MHz]	1.000000 | 3.000000
Detector | TraceMode	RMS | MAXH
Sweep: time [ms] | count | points per Section | type	59600 | 1 | 161 | SWE

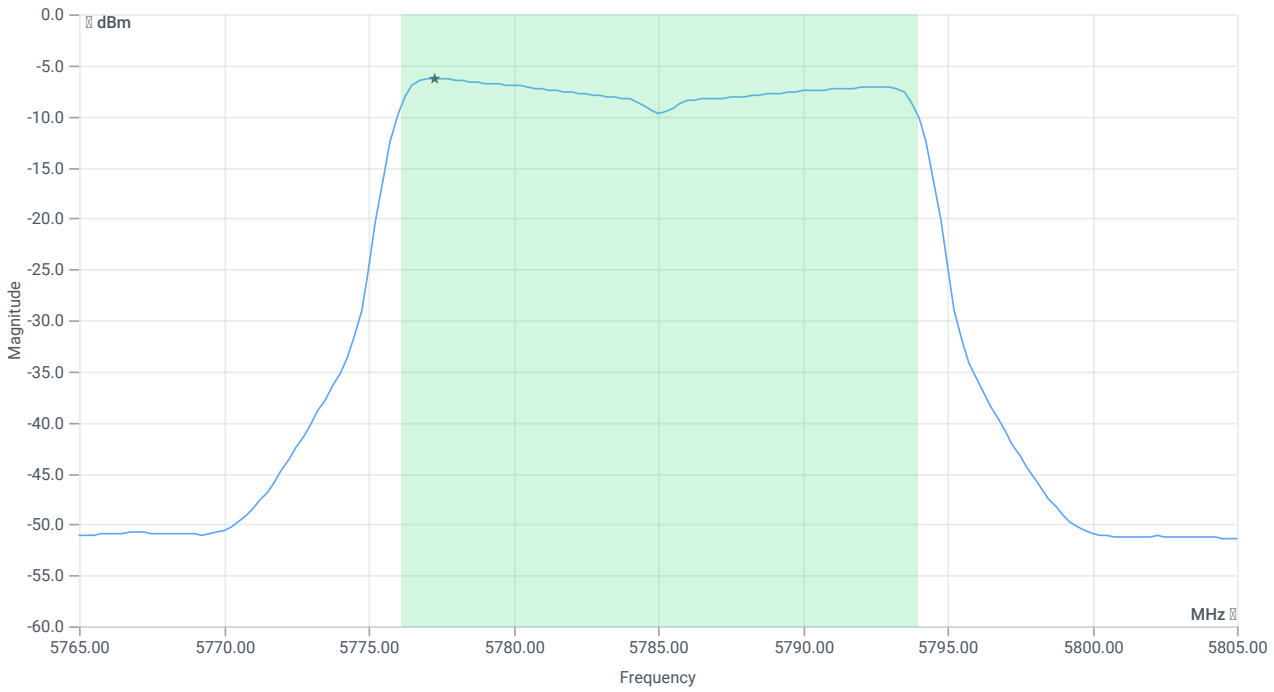

Max OP and PSD (without antenna gain)

RESULT

DESCRIPTION	LOWER LIMIT	UPPER LIMIT	MEASURED	UNIT	VERDICT
Max output power cond	---	---	4.66	dBm	INFO
Duty cycle correction	---	---	0	dB	INFO
LIMIT absolute cond					
Max output power DC corrected cond	---	30	4.66	dBm	PASS
Antenna gain applied			5.8	dBi	INFO
LIMIT absolute eirp (RSS-247 §6.2.4)					
Max output power DC corrected eirp	---	36	10.46	dBm	PASS

READ SA SETTINGS:

RefLevel [dBm] | RefLevelOffset [dB] | InpAtt [dB]	14.17 | 12.84 | 20
Start [MHz] | Stop [MHz]	5765.000 | 5805.000
RBW [MHz] | VBW [MHz]	0.500000 | 3.000000
Detector | TraceMode	RMS | MAXH
Sweep: time [ms] | count | points per Section | type	59600 | 1 | 161 | SWE

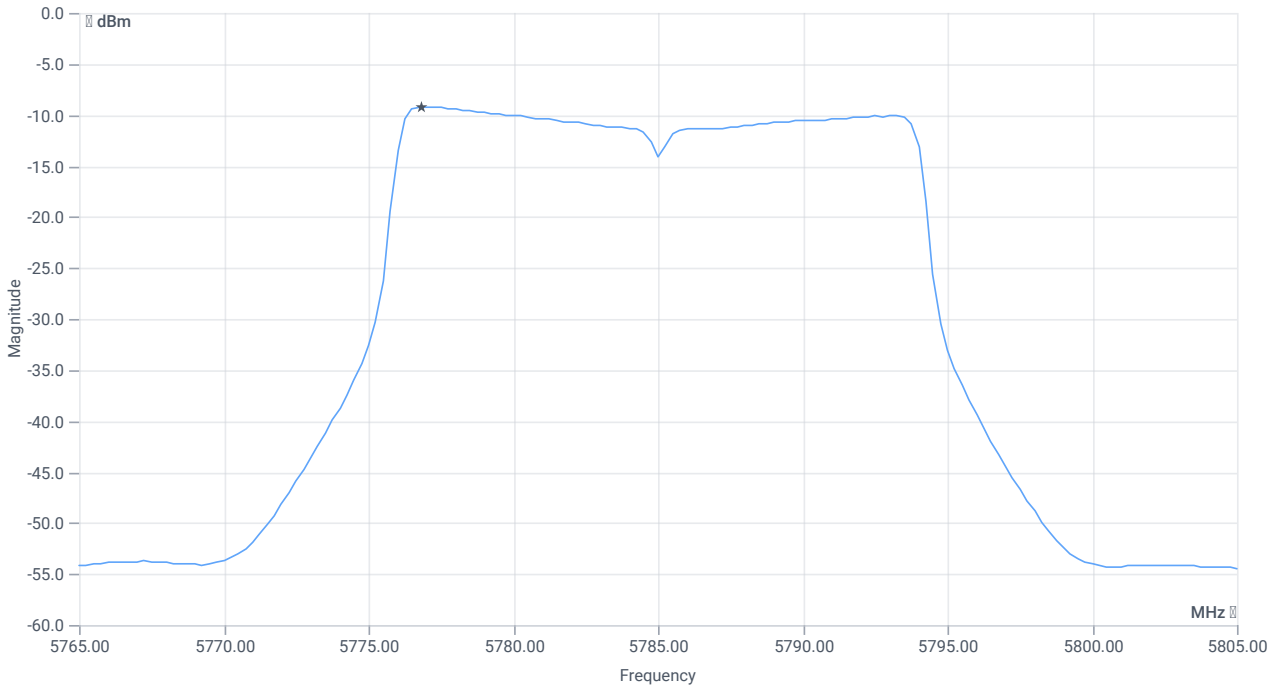

PSD UNII-3

RESULT

DESCRIPTION	LOWER LIMIT	UPPER LIMIT	MEASURED	UNIT	VERDICT
Power spectral density cond	---		-9.26	dBm/0.5MHz	INFO
Power spectral density DC corrected cond	---	30	-9.26	dBm/0.5MHz	PASS

Verdict
PASS

FCC 15.407 # Max output power and psd ~ WLAN5Gx ac-VHT20 mode U-NII-3

References

TC start	02.06.2026 08:55:14
Ambit temp (test rack) [°C] | humidity [rel%]	24.9 | 44
System version	6.0.7.5
Standard | Version	FCC 15.407 | NI
Method	KDB789033 D02, F., E.2.e.
Description	FCC 15.407 Max Output Power & PSD - WLAN5Gx ac-VHT20 mode U-NII-3
Information	

EUT Common Settings WLAN5Gx

Number of antenna ports	2
User Interaction	No
Device class U-NII-1 (FCC)	Client
Limit W52 japan	Standard
TPC supported	No
Vehicle use (ISED)	No

Equipment

Signal analyzer,Rohde&Schwarz,FSV-40,1307.9002K40/101042,3.71
Switch matrix,cetecom advanced GmbH,USM,B002,1.0.0

Test Parameter

Technology to test	WLAN5Gx ac-VHT20 mode
EUT port	EUT1
Temperature	nom
Voltage	nom
Frequency low to test	False | Freq [MHz] 5745
Frequency mid to test	True | Freq [MHz] 5785
Frequency high to test	False | Freq [MHz] 5825
Auto control enabled power supply | Climatic Box	No | No
Additional path loss [dB]	0
Full path type	EUT_SA_GEN_SIG
Full path name	EUT1.MP.SIG1/EUT1.SA/EUT1.GEN1/EUT1.GEN2/
Switch bits	00010001:00010001:00000000:00000001

Test at TX 5785 MHz

RESULT: Reference power cond.

DESCRIPTION	LOWER LIMIT	UPPER LIMIT	MEASURED	UNIT	VERDICT
Ref. power 1MHz/1MHz cond.	---	---	1.27	dBm	INFO
Ref. frequency	---	---	5786.800	MHz	INFO

Evaluation max. duty cycle

Duty cycle evaluation

DESCRIPTION	LOWER LIMIT	UPPER LIMIT	MEASURED	UNIT	VERDICT
Duty cycle min	---	---	0	dB	DC > 98% defined

Evaluation bandwidth

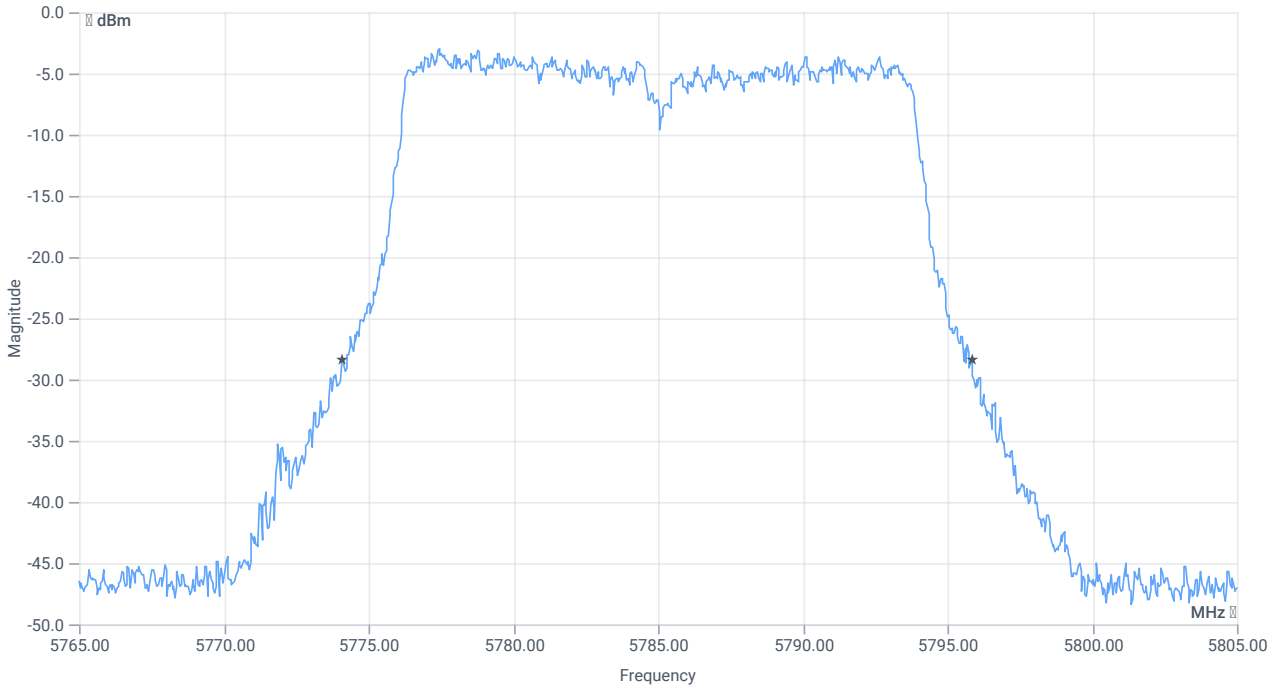

BW 26dB

RESULT

DESCRIPTION	LOWER LIMIT	UPPER LIMIT	MEASURED	UNIT	VERDICT
Bandwidth 26dB	---	---	21.76	MHz	INFO
T1 26dB	---	---	5774.0800	MHz	INFO
T2 26dB	---	---	5795.8400	MHz	INFO

Maximum Output Power

READ SA SETTINGS:

RefLevel [dBm] | RefLevelOffset [dB] | InpAtt [dB]	13.27 | 12.84 | 15
Start [MHz] | Stop [MHz]	5765.000 | 5805.000
RBW [MHz] | VBW [MHz]	1.000000 | 3.000000
Detector | TraceMode	RMS | MAXH
Sweep: time [ms] | count | points per Section | type	59600 | 1 | 161 | SWE

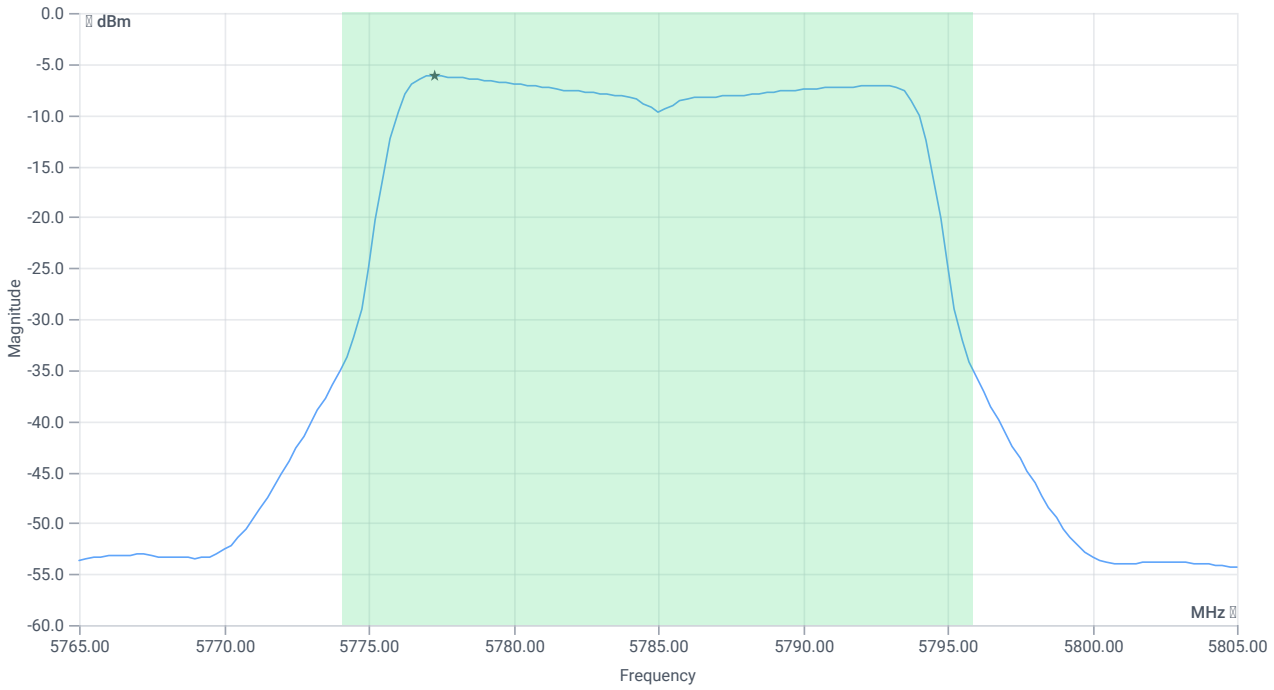

Max OP and PSD

RESULT

CONDUCTED LIMITS FOR MAX ANTENNA GAIN OF 6 D BI					
Description	Lower Limit	Upper Limit	Measured	Unit	Verdict
Max output power cond	---	---	4.83	dBm	INFO
Duty cycle correction	---	---	0	dB	INFO
LIMIT absolute:					
Max output power DC corrected cond	---	30	4.83	dBm	PASS
LIMIT: 11 dBm + 10 log 21.76					
Max output power DC corrected cond	---	24.38	4.83	dBm	na

Power Spectral Density U-NII-3

READ SA SETTINGS:

RefLevel [dBm] | RefLevelOffset [dB] | InpAtt [dB]	13.27 | 12.84 | 20

READ SA SETTINGS:

Start [MHz] | Stop [MHz]	5765.000 | 5805.000
RBW [MHz] | VBW [MHz]	0.500000 | 3.000000
Detector | TraceMode	RMS | MAXH
Sweep: time [ms] | count | points per Section | type	59600 | 1 | 161 | SWE

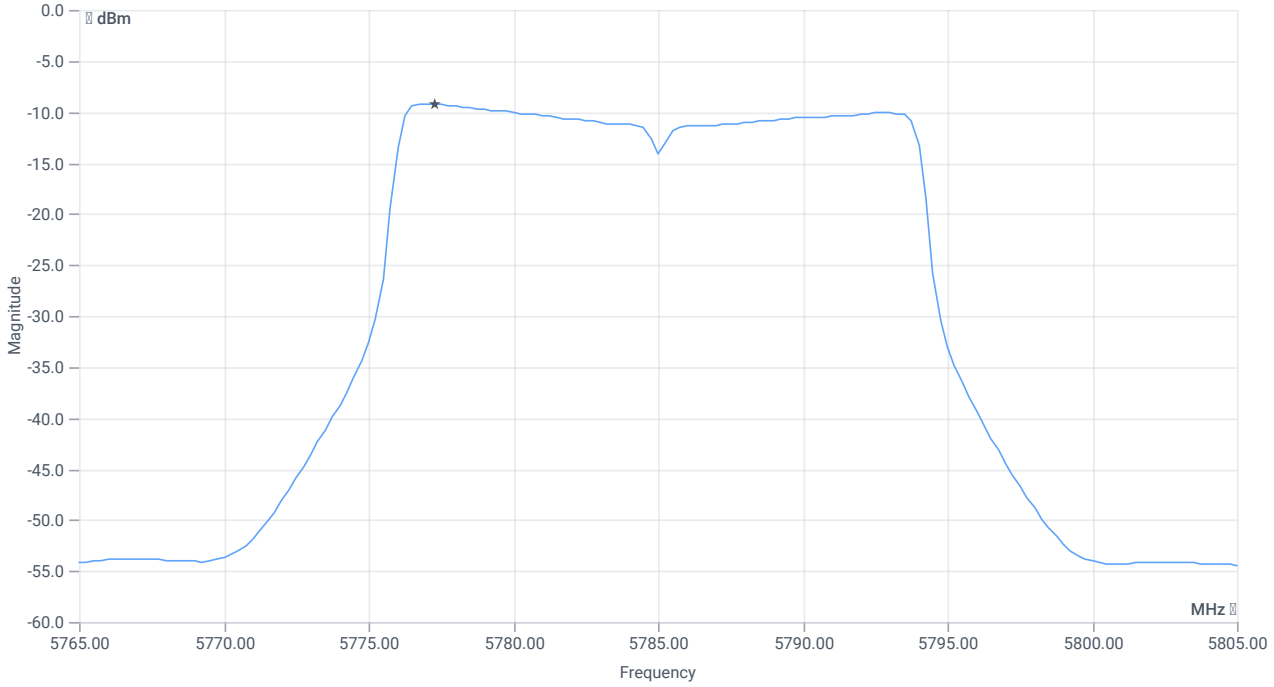

PSD UNII-3

RESULT

CONDUCTED LIMITS FOR MAX ANTENNA GAIN OF 6 D BI					
Description	Lower Limit	Upper Limit	Measured	Unit	Verdict
Power spectral density cond	---	---	-9.25	dBm/0.5MHz	INFO
Duty cycle correction	---	---	0	dB	INFO
Power spectral density DC corrected cond	---	30	-9.25	dBm/0.5MHz	PASS

Verdict
PASS

NA # Peak output power 3MHz/3MHz ~ WLAN5Gx ac-VHT20 mode U-NII-3

References

TC start	02.06.2026 08:54:48
Ambit temp (test rack) [°C] | humidity [rel%]	24.9 | 45
System version	6.0.7.5
Standard | Version	NA | NI
Method	
Description	Peak OP 3MHz/3MHz - WLAN5Gx ac-VHT20 mode U-NII-3
Information	

EUT Common Settings WLAN5Gx

Number of antenna ports	2
User Interaction	No
Device class U-NII-1 (FCC)	Client
Limit W52 japan	Standard
TPC supported	No
Vehicle use (ISED)	No

Equipment

Signal analyzer,Rohde&Schwarz,FSV-40,1307.9002K40/101042,3.71
Switch matrix,cetecom advanced GmbH,USM,B002,1.0.0

Test Parameter

Technology to test	WLAN5Gx ac-VHT20 mode
EUT port	EUT1
Temperature	nom
Voltage	nom
Frequency low to test	False | Freq [MHz] 5745
Frequency mid to test	True | Freq [MHz] 5785
Frequency high to test	False | Freq [MHz] 5825
Auto control enabled power supply | Climatic Box	No | No
Additional path loss [dB]	0
Full path type	EUT_SA_GEN_SIG
Full path name	EUT1.MP.SIG1/EUT1.SA/EUT1.GEN1/EUT1.GEN2/
Switch bits	00010001:00010001:00000000:00000001

Test at TX 5785 MHz

RESULT: Reference power cond.

DESCRIPTION	LOWER LIMIT	UPPER LIMIT	MEASURED	UNIT	VERDICT
Ref. power 1MHz/1MHz cond.	---	---	1.41	dBm	INFO
Ref. frequency	---	---	5777.210	MHz	INFO

READ SA SETTINGS:

RefLevel [dBm] | RefLevelOffset [dB] | InpAtt [dB]	13.41 | 12.84 | 20
Start [MHz] | Stop [MHz]	5760.000 | 5810.000
RBW [MHz] | VBW [MHz]	3.000000 | 3.000000
Detector | TraceMode	POS | MAXH
Sweep: time [ms] | count | points per Section | type	300 | 20 | 1001 | SWE

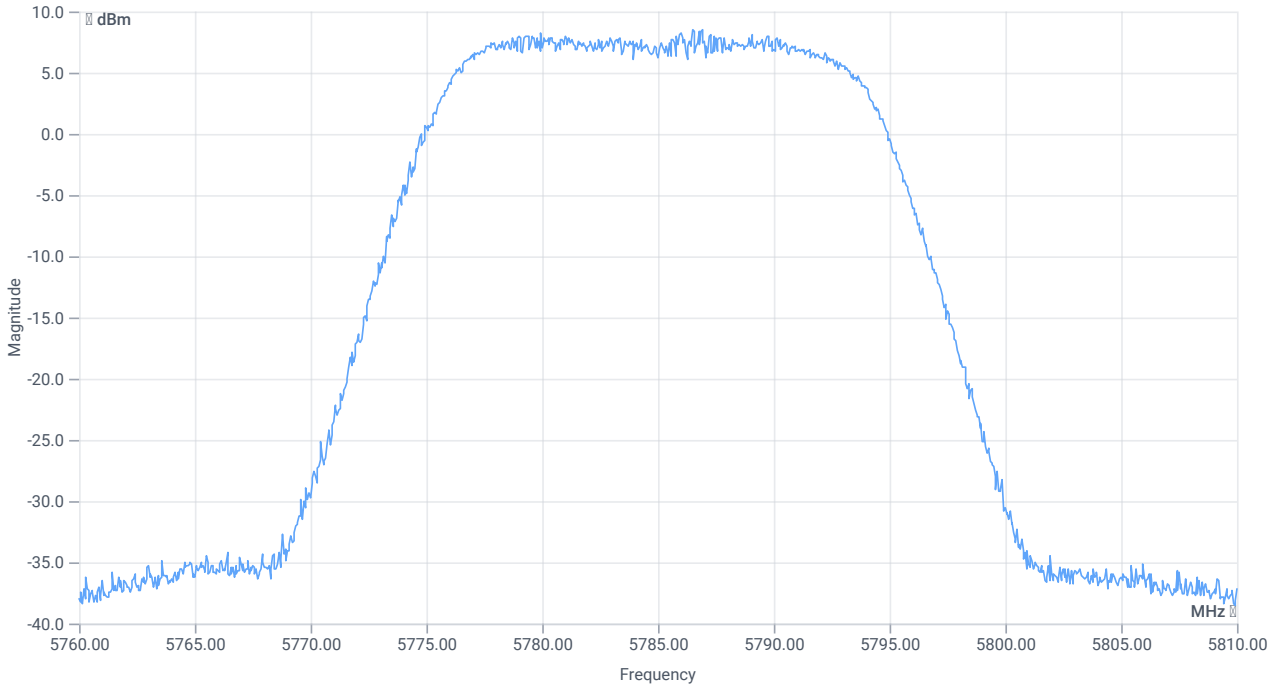

Peak output power

RESULT

DESCRIPTION	LOWER LIMIT	UPPER LIMIT	MEASURED	UNIT	VERDICT
Peak Power	---	---	8.55	dBm	INFO
Peak Power	---	---	7.161434	mW	INFO
Frequency at Peak	---	---	5786.898	MHz	INFO

Verdict
PASS

NA # Message with SA scan ~

References

TC start	02.06.2026 08:54:10
Ambit temp (test rack) [°C] | humidity [rel%]	24.9 | 45
System version	6.0.7.5
Standard | Version	NA | NI
Method	
Description	Message with SA Scan ac_VHT20_U_NII_3
Information	

Equipment

Signal analyzer,Rohde&Schwarz,FSV-40,1307.9002K40/101042,3.71
Switch matrix,cetecom advanced GmbH,USM,B002,1.0.0

Test Parameter

Full path type	EUT_SA_GEN_SIG
Full path name	EUT1.MP.SIG1/EUT1.SA/EUT1.GEN1/EUT1.GEN2/
Switch bits	00010001:00010001:00000000:00000001
Message start	02.06.2026 08:54:12
Message	set WLAN5Gx to ac_VHT20_U_NII_3, Frequency [MHz] 5785 , Information:

Verdict
INFO

FCC 15.407, ISED RSS247 # Emission mask (eirp) ~ WLAN5Gx ac-VHT20 mode U-NII-3

References

TC start	02.06.2026 08:53:30
Ambit temp (test rack) [°C] | humidity [rel%]	24.8 | 45
System version	6.0.7.5
Standard | Version	FCC 15.407, ISED RSS247 | NI
Method	NI
Description	FCC 15.407 Emission mask - WLAN5Gx ac-VHT20 mode U-NII-3
Information	

EUT Common Settings WLAN5Gx

Number of antenna ports	2
User Interaction	No
Device class U-NII-1 (FCC)	Client
Limit W52 japan	Standard
TPC supported	No
Vehicle use (ISED)	No

Equipment

Signal analyzer,Rohde&Schwarz,FSV-40,1307.9002K40/101042,3.71
Switch matrix,cetecom advanced GmbH,USM,B002,1.0.0

Test Parameter

Technology to test	WLAN5Gx ac-VHT20 mode
EUT port	EUT1
Temperature	nom
Voltage	nom
Frequency low to test	True | Freq [MHz] 5745
Frequency mid to test	False | Freq [MHz] 5785
Frequency high to test	False | Freq [MHz] 5825
Auto control enabled power supply | Climatic Box	No | No
Additional path loss [dB]	0
Full path type	EUT_SA_GEN_SIG
Full path name	EUT1.MP.SIG1/EUT1.SA/EUT1.GEN1/EUT1.GEN2/
Switch bits	00010001:00010001:00000000:00000001

Test at TX 5745 MHz

Number of antenna ports: 2

reduction of limit due to number of antenna ports [dB]: 3

RESULT: Reference power cond.

DESCRIPTION	LOWER LIMIT	UPPER LIMIT	MEASURED	UNIT	VERDICT
Ref. power 1MHz/1MHz cond.	---	---	3.01	dBm	INFO
Ref. frequency	---	---	5737.210	MHz	INFO

Antenna gain

Considered antenna gain [dBi]:	6.06 / max found in range 5625 to 5950 MHz

READ SA SETTINGS:

RefLevel [dBm] | RefLevelOffset [dB] | InpAtt [dB]	6.01 | 12.81 | 10
Start [MHz] | Stop [MHz]	5625.000 | 5950.000
RBW [MHz] | VBW [MHz]	1.000000 | 3.000000
Detector | TraceMode	POS | MAXH
Sweep: time [ms] | count | points per Section | type	1 | 2500 | 1001 | SWE

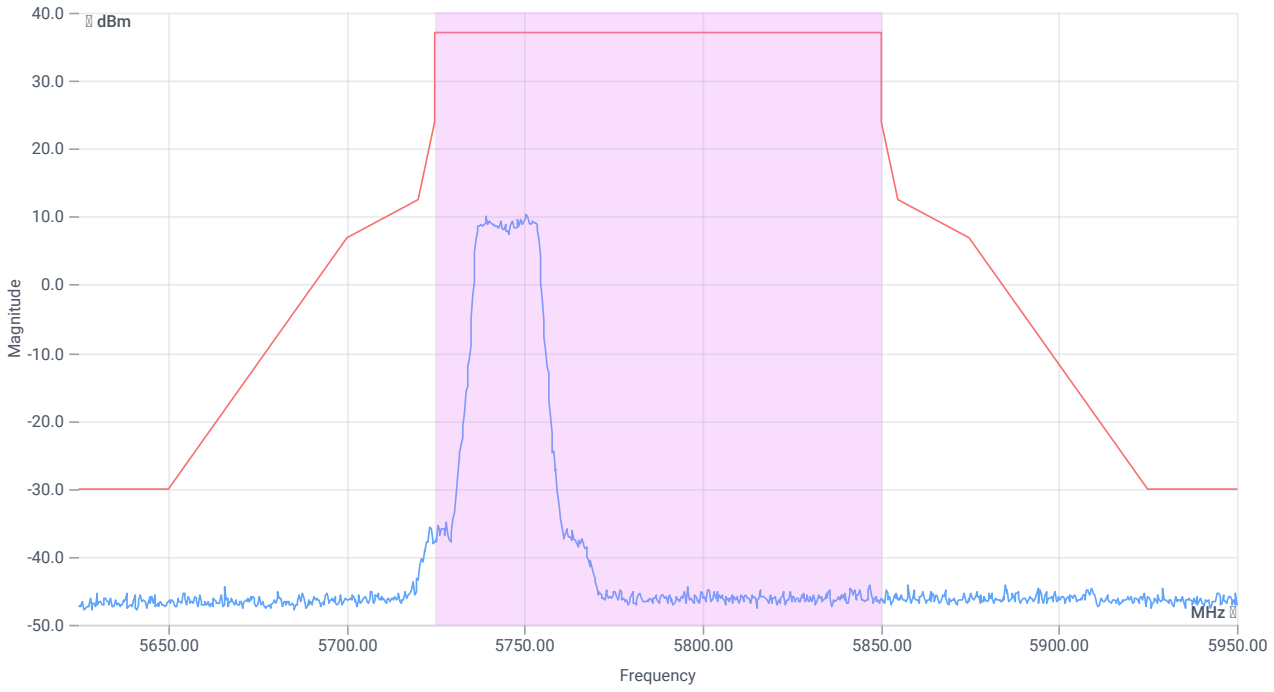

Emission Mask (e.i.r.p)

RESULT

DESCRIPTION	LOWER LIMIT	UPPER LIMIT	MEASURED	UNIT	VERDICT

Verdict
PASS

FCC 15.407, ISED RSS247 # Minimum emission bandwidth ~ WLAN5Gx ac-VHT20 mode U-NII-3

References

TC start	02.06.2026 08:52:47
Ambit temp (test rack) [°C] | humidity [rel%]	24.8 | 44
System version	6.0.7.5
Standard | Version	FCC 15.407, ISED RSS247 | NI
Method	KDB789033 D02, C.2.
Description	FCC 15.407 Min Emission Bandwidth - WLAN5Gx ac-VHT20 mode U-NII-3
Information	

EUT Common Settings WLAN5Gx

Number of antenna ports	2
User Interaction	No
Device class U-NII-1 (FCC)	Client
Limit W52 japan	Standard
TPC supported	No
Vehicle use (ISED)	No

Equipment

Signal analyzer,Rohde&Schwarz,FSV-40,1307.9002K40/101042,3.71
Switch matrix,cetecom advanced GmbH,USM,B002,1.0.0

Test Parameter

Technology to test	WLAN5Gx ac-VHT20 mode
EUT port	EUT1
Temperature	nom
Voltage	nom
Frequency low to test	True | Freq [MHz] 5745
Frequency mid to test	False | Freq [MHz] 5785
Frequency high to test	False | Freq [MHz] 5825
Auto control enabled power supply | Climatic Box	No | No
Additional path loss [dB]	0
Full path type	EUT_SA_GEN_SIG
Full path name	EUT1.MP.SIG1/EUT1.SA/EUT1.GEN1/EUT1.GEN2/
Switch bits	00010001:00010001:00000000:00000001

Test at TX 5745 MHz

RESULT: Reference power cond.

DESCRIPTION	LOWER LIMIT	UPPER LIMIT	MEASURED	UNIT	VERDICT
Ref. power 1MHz/1MHz cond.	---	---	2.90	dBm	INFO
Ref. frequency	---	---	5740.600	MHz	INFO

READ SA SETTINGS:

RefLevel [dBm] | RefLevelOffset [dB] | InpAtt [dB]	14.90 | 12.81 | 20
Start [MHz] | Stop [MHz]	5720.000 | 5770.000
RBW [MHz] | VBW [MHz]	0.100000 | 0.300000
Detector | TraceMode	POS | MAXH
Sweep: time [ms] | count | points per Section | type	2 | 1500 | 1001 | SWE

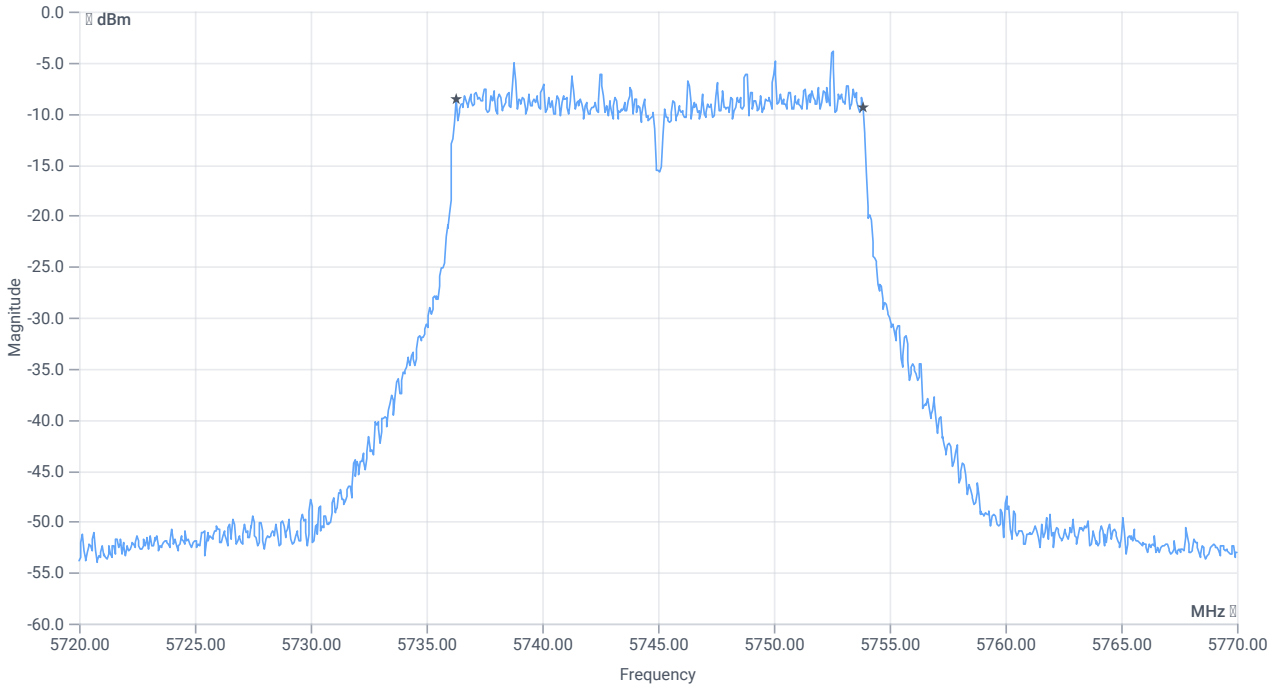

BW 6dB

RESULT

DESCRIPTION	LOWER LIMIT	UPPER LIMIT	MEASURED	UNIT	VERDICT
Bandwidth (6dB)	0.500	---	17.6	MHz	PASS

Verdict
PASS

FCC 15.407, ISED RSS247 # Bandwidths 99PCT and 26dB (UNII-3 20dB) ~ WLAN5Gx ac-VHT20 mode U-NII-3

References

TC start	02.06.2026 08:52:16
Ambit temp (test rack) [°C] | humidity [rel%]	24.8 | 44
System version	6.0.7.5
Standard | Version	FCC 15.407, ISED RSS247 | NI
Method	26dB Bandwidth KDB789033 D02, C.1 / ISED RSS-GEN
Description	FCC 15.407 Bandwidths - WLAN5Gx ac-VHT20 mode U-NII-3
Information	

EUT Common Settings WLAN5Gx

Number of antenna ports	2
User Interaction	No
Device class U-NII-1 (FCC)	Client
Limit W52 japan	Standard
TPC supported	No
Vehicle use (ISED)	No

Equipment

Signal analyzer,Rohde&Schwarz,FSV-40,1307.9002K40/101042,3.71
Switch matrix,cetecom advanced GmbH,USM,B002,1.0.0

Test Parameter

Technology to test	WLAN5Gx ac-VHT20 mode
EUT port	EUT1
Temperature	nom
Voltage	nom
Frequency low to test	True | Freq [MHz] 5745
Frequency mid to test	False | Freq [MHz] 5785
Frequency high to test	False | Freq [MHz] 5825
Auto control enabled power supply | Climatic Box	No | No
Additional path loss [dB]	0
Full path type	EUT_SA_GEN_SIG
Full path name	EUT1.MP.SIG1/EUT1.SA/EUT1.GEN1/EUT1.GEN2/
Switch bits	00010001:00010001:00000000:00000001

Test at TX 5745 MHz

RESULT: Reference power cond.

DESCRIPTION	LOWER LIMIT	UPPER LIMIT	MEASURED	UNIT	VERDICT
Ref. power 1MHz/1MHz cond.	---	---	3.03	dBm	INFO
Ref. frequency	---	---	5748.800	MHz	INFO

READ SA SETTINGS:

RefLevel [dBm] | RefLevelOffset [dB] | InpAtt [dB]	11.03 | 12.81 | 15
Start [MHz] | Stop [MHz]	5720.000 | 5770.000
RBW [MHz] | VBW [MHz]	0.300000 | 1.000000
Detector | TraceMode	POS | MAXH
Sweep: time [ms] | count | points per Section | type	1 | 2500 | 1001 | SWE

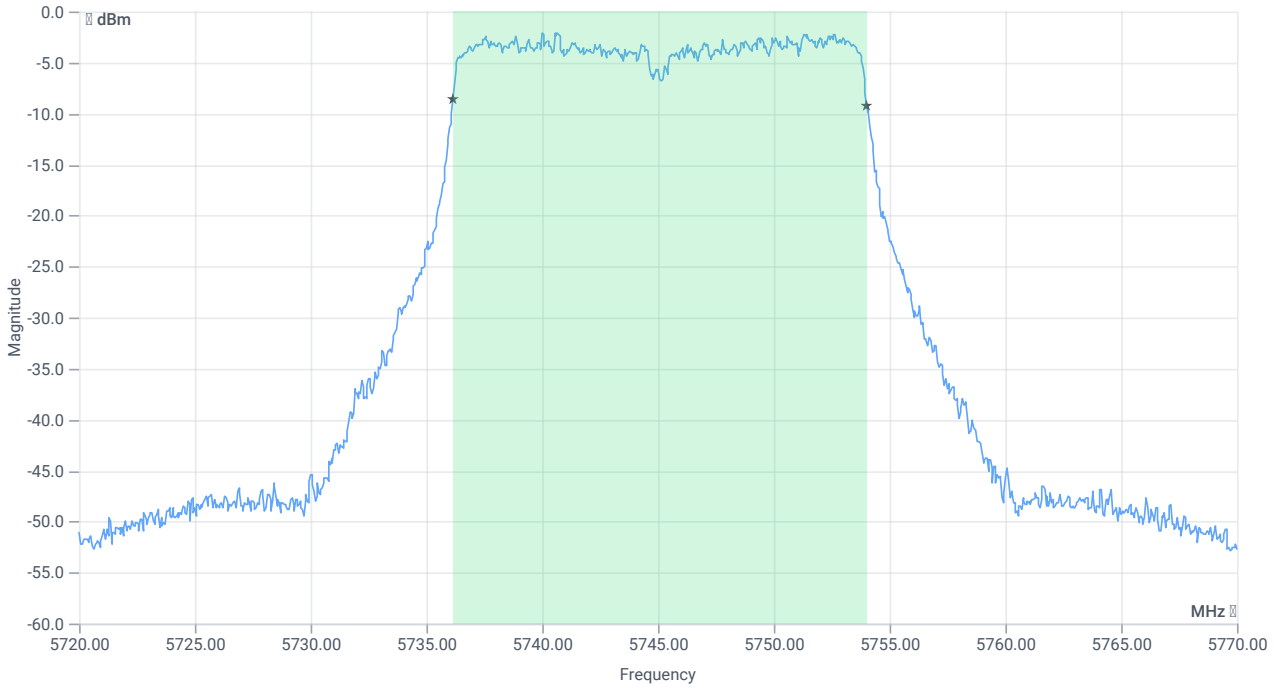

BW 99PCT

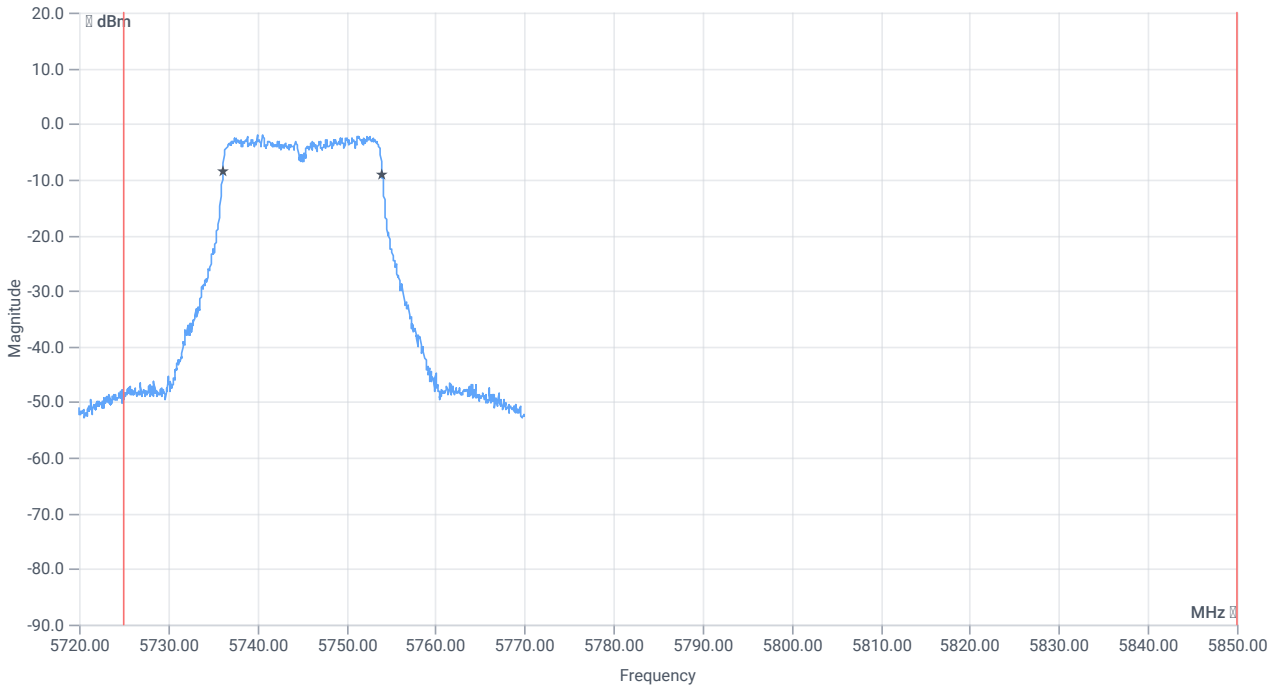

BW within band 99PCT

RESULT

DESCRIPTION	LOWER LIMIT	UPPER LIMIT	MEASURED	UNIT	VERDICT
Bandwidth 99%	---	---	17.832	MHz	INFO
T1 99%	5725.000000	---	5736.1588	MHz	PASS
T2 99%	---	5850.000000	5753.9910	MHz	PASS since U-NII-4 is supported

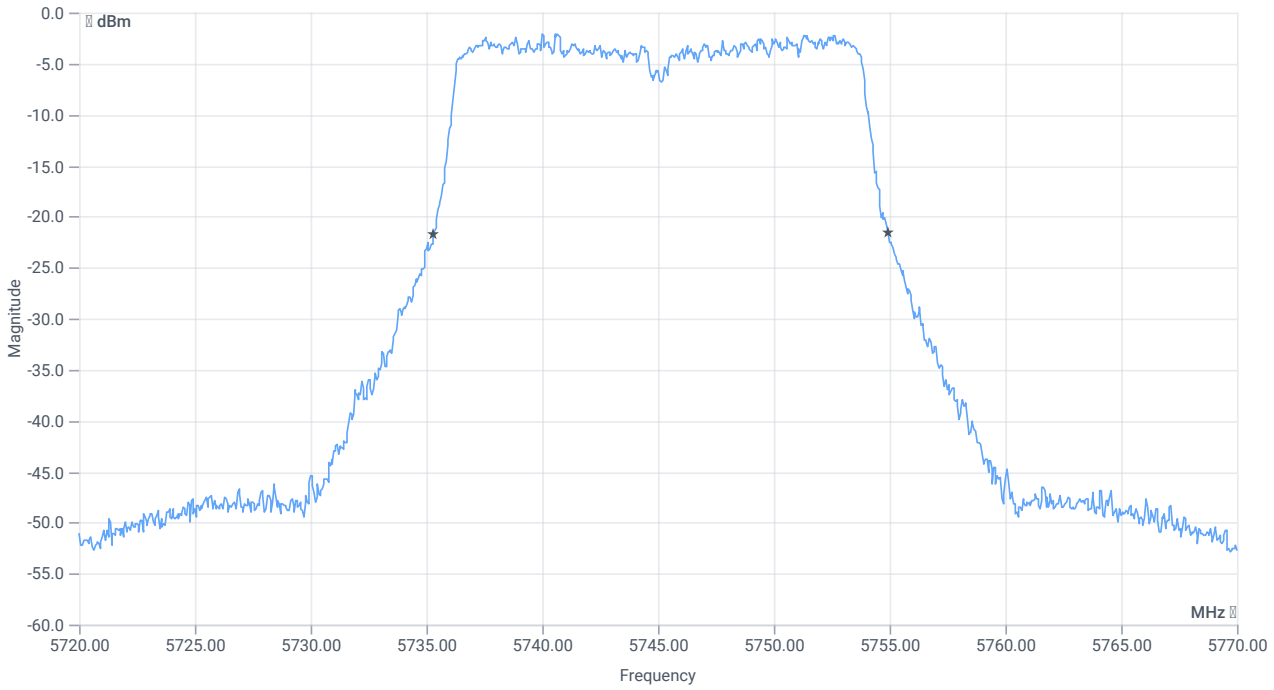

BW 20dB

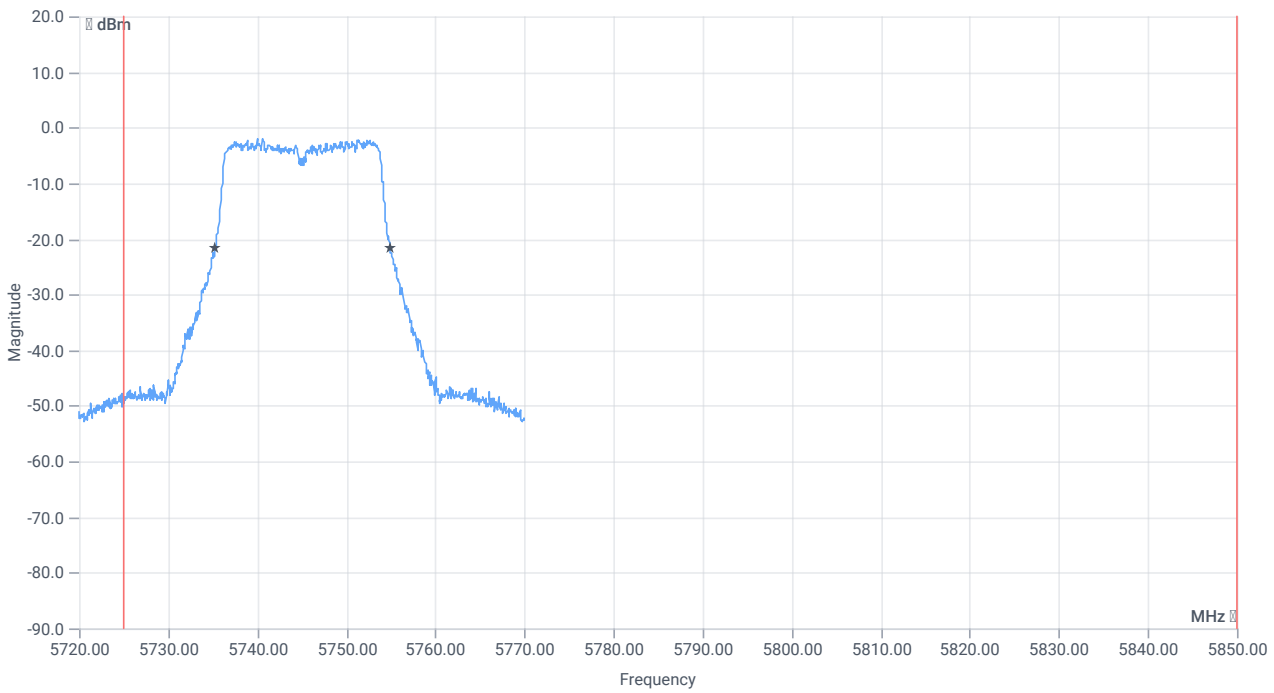

BW within band 20dB

RESULT

DESCRIPTION	LOWER LIMIT	UPPER LIMIT	MEASURED	UNIT	VERDICT
Bandwidth 20dB	---	---	19.65	MHz	INFO
T1 20dB	5725.000000	---	5735.3000	MHz	PASS

RESULT

DESCRIPTION	LOWER LIMIT	UPPER LIMIT	MEASURED	UNIT	VERDICT
T2 20dB	---	5850.000000	5754.9500	MHz	PASS since U-NII-4 is supported

Verdict
PASS

ISED RSS247 # Max output power and psd ~ WLAN5Gx ac-VHT20 mode U-NII-3

References

TC start	02.06.2026 08:49:38
Ambit temp (test rack) [°C] | humidity [rel%]	24.8 | 44
System version	6.0.7.5
Standard | Version	ISED RSS247 | NI
Method	
Description	ISED Max Output Power & PSD - WLAN5Gx ac-VHT20 mode U-NII-3
Information	

EUT Common Settings WLAN5Gx

Number of antenna ports	2
User Interaction	No
Device class U-NII-1 (FCC)	Client
Limit W52 japan	Standard
TPC supported	No
Vehicle use (ISED)	No

Equipment

Signal analyzer,Rohde&Schwarz,FSV-40,1307.9002K40/101042,3.71
Switch matrix,cetecom advanced GmbH,USM,B002,1.0.0

Test Parameter

Technology to test	WLAN5Gx ac-VHT20 mode
EUT port	EUT1
Temperature	nom
Voltage	nom
Frequency low to test	True | Freq [MHz] 5745
Frequency mid to test	False | Freq [MHz] 5785
Frequency high to test	False | Freq [MHz] 5825
Auto control enabled power supply | Climatic Box	No | No
Additional path loss [dB]	0
Full path type	EUT_SA_GEN_SIG
Full path name	EUT1.MP.SIG1/EUT1.SA/EUT1.GEN1/EUT1.GEN2/
Switch bits	00010001:00010001:00000000:00000001

Test at TX 5745 MHz

RESULT: Reference power cond.

DESCRIPTION	LOWER LIMIT	UPPER LIMIT	MEASURED	UNIT	VERDICT
Ref. power 1MHz/1MHz cond.	---	---	2.20	dBm	INFO
Ref. frequency	---	---	5752.590	MHz	INFO

Evaluation max. duty cycle

Duty cycle evaluation

DESCRIPTION	LOWER LIMIT	UPPER LIMIT	MEASURED	UNIT	VERDICT
Duty cycle min	---	---	0	dB	DC > 98% defined

Evaluation bandwidth

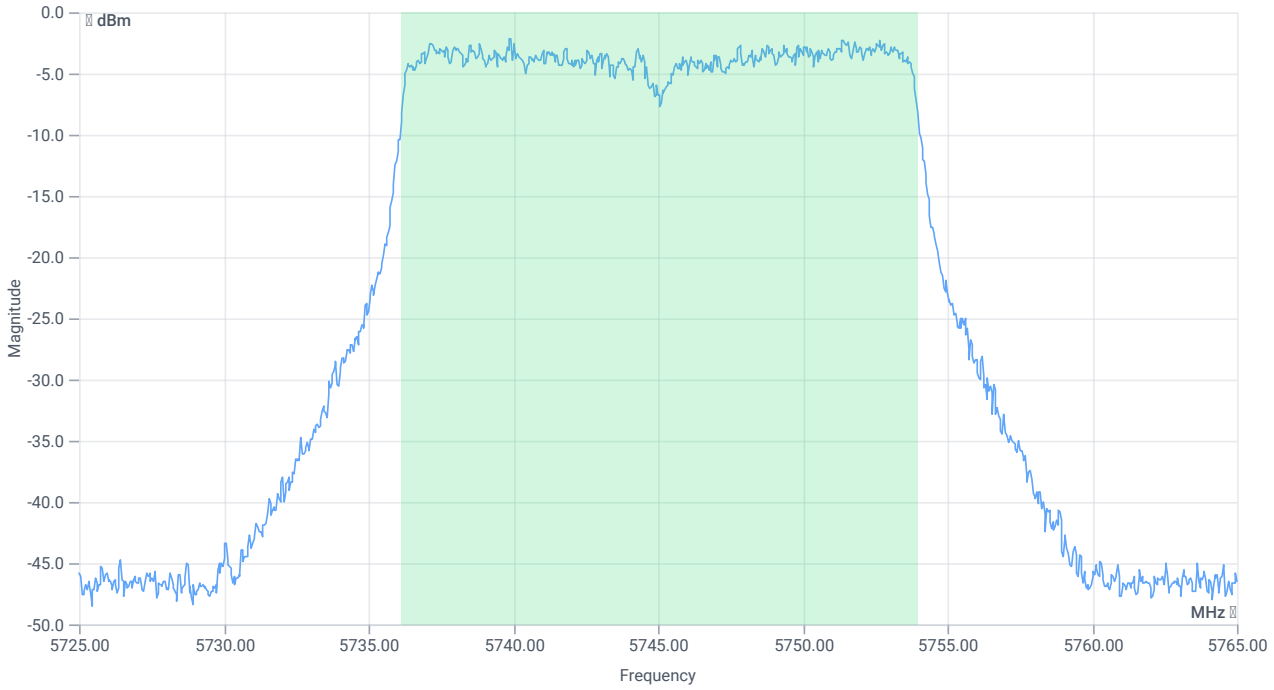

BW 99PCT

RESULT

DESCRIPTION	LOWER LIMIT	UPPER LIMIT	MEASURED	UNIT	VERDICT
Bandwidth 99%	---	---	17.782	MHz	INFO
T1 99%	---	---	5736.1688	MHz	INFO
T2 99%	---	---	5753.9510	MHz	INFO

Maximum Output Power

Antenna gain

Considered antenna gain [dBi]:	5.8 @ 5745 MHz

READ SA SETTINGS:

RefLevel [dBm] | RefLevelOffset [dB] | InpAtt [dB]	14.20 | 12.81 | 20
Start [MHz] | Stop [MHz]	5725.000 | 5765.000
RBW [MHz] | VBW [MHz]	1.000000 | 3.000000
Detector | TraceMode	RMS | MAXH
Sweep: time [ms] | count | points per Section | type	59600 | 1 | 161 | SWE

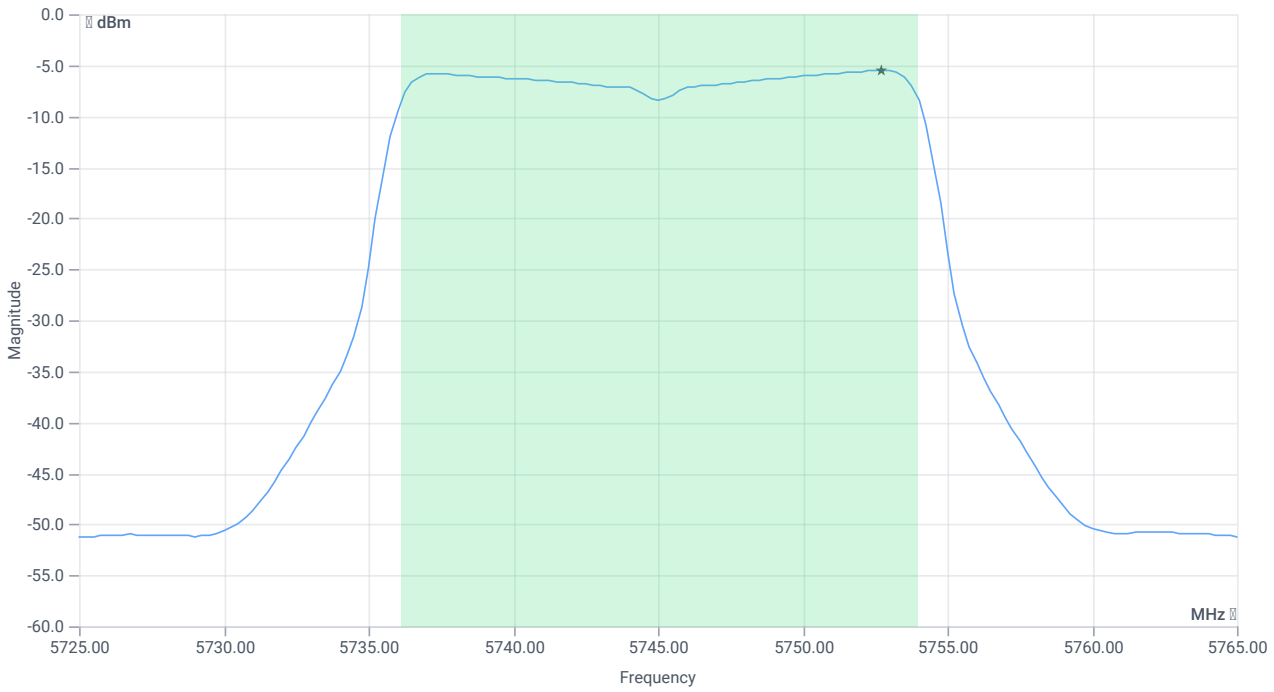

Max OP and PSD (without antenna gain)

RESULT

DESCRIPTION	LOWER LIMIT	UPPER LIMIT	MEASURED	UNIT	VERDICT
Max output power cond	---	---	5.74	dBm	INFO
Duty cycle correction	---	---	0	dB	INFO
LIMIT absolute cond					
Max output power DC corrected cond	---	30	5.74	dBm	PASS
Antenna gain applied			5.8	dBi	INFO
LIMIT absolute eirp (RSS-247 §6.2.4)					
Max output power DC corrected eirp	---	36	11.54	dBm	PASS

READ SA SETTINGS:

RefLevel [dBm] | RefLevelOffset [dB] | InpAtt [dB]	14.20 | 12.81 | 20
Start [MHz] | Stop [MHz]	5725.000 | 5765.000
RBW [MHz] | VBW [MHz]	0.500000 | 3.000000
Detector | TraceMode	RMS | MAXH
Sweep: time [ms] | count | points per Section | type	59600 | 1 | 161 | SWE

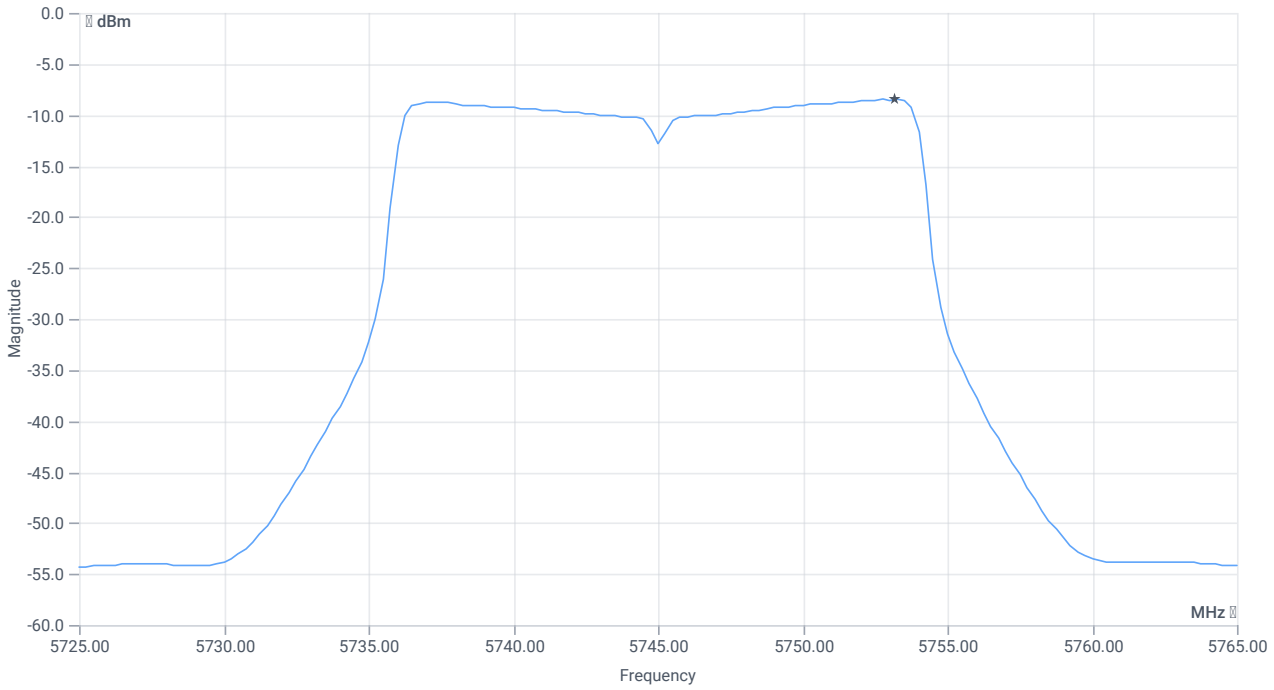

PSD UNII-3

RESULT

DESCRIPTION	LOWER LIMIT	UPPER LIMIT	MEASURED	UNIT	VERDICT
Power spectral density cond	---		-8.49	dBm/0.5MHz	INFO
Power spectral density DC corrected cond	---	30	-8.49	dBm/0.5MHz	PASS

Verdict
PASS

FCC 15.407 # Max output power and psd ~ WLAN5Gx ac-VHT20 mode U-NII-3

References

TC start	02.06.2026 08:47:03
Ambit temp (test rack) [°C] | humidity [rel%]	24.8 | 44
System version	6.0.7.5
Standard | Version	FCC 15.407 | NI
Method	KDB789033 D02, F., E.2.e.
Description	FCC 15.407 Max Output Power & PSD - WLAN5Gx ac-VHT20 mode U-NII-3
Information	

EUT Common Settings WLAN5Gx

Number of antenna ports	2
User Interaction	No
Device class U-NII-1 (FCC)	Client
Limit W52 japan	Standard
TPC supported	No
Vehicle use (ISED)	No

Equipment

Signal analyzer,Rohde&Schwarz,FSV-40,1307.9002K40/101042,3.71
Switch matrix,cetecom advanced GmbH,USM,B002,1.0.0

Test Parameter

Technology to test	WLAN5Gx ac-VHT20 mode
EUT port	EUT1
Temperature	nom
Voltage	nom
Frequency low to test	True | Freq [MHz] 5745
Frequency mid to test	False | Freq [MHz] 5785
Frequency high to test	False | Freq [MHz] 5825
Auto control enabled power supply | Climatic Box	No | No
Additional path loss [dB]	0
Full path type	EUT_SA_GEN_SIG
Full path name	EUT1.MP.SIG1/EUT1.SA/EUT1.GEN1/EUT1.GEN2/
Switch bits	00010001:00010001:00000000:00000001

Test at TX 5745 MHz

RESULT: Reference power cond.

DESCRIPTION	LOWER LIMIT	UPPER LIMIT	MEASURED	UNIT	VERDICT
Ref. power 1MHz/1MHz cond.	---	---	3.39	dBm	INFO
Ref. frequency	---	---	5747.800	MHz	INFO

Evaluation max. duty cycle

Duty cycle evaluation

DESCRIPTION	LOWER LIMIT	UPPER LIMIT	MEASURED	UNIT	VERDICT
Duty cycle min	---	---	0	dB	DC > 98% defined

Evaluation bandwidth

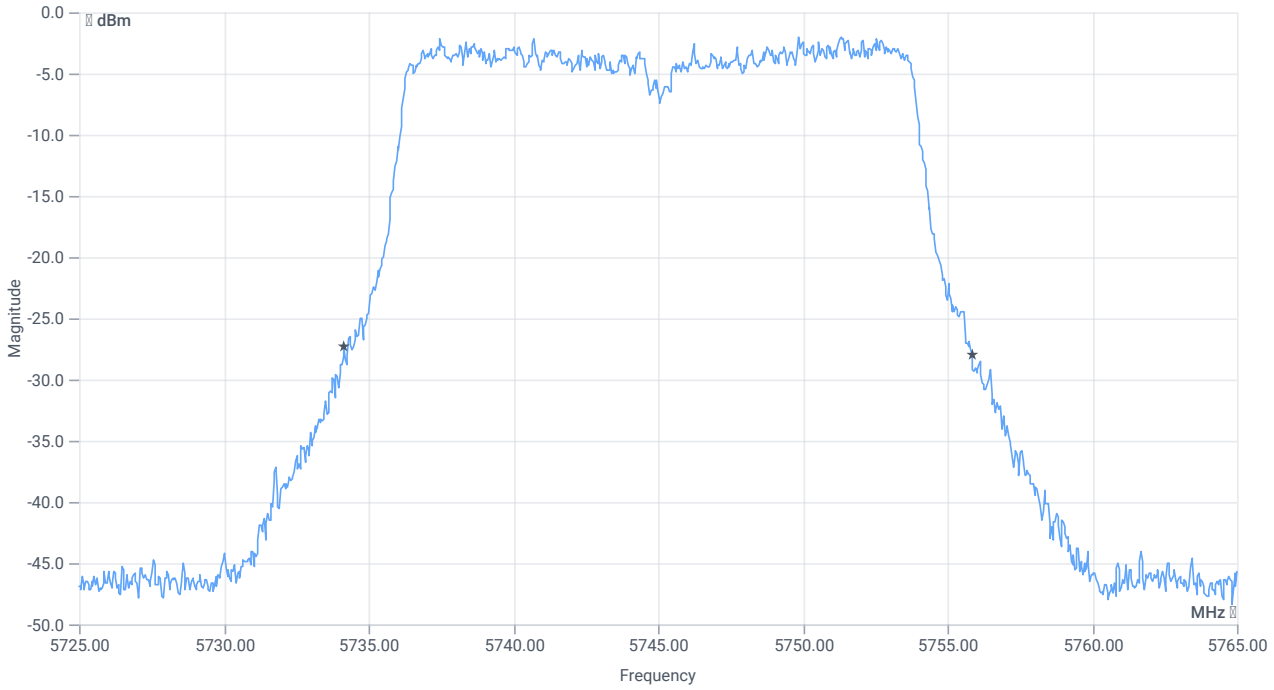

BW 26dB

RESULT

DESCRIPTION	LOWER LIMIT	UPPER LIMIT	MEASURED	UNIT	VERDICT
Bandwidth 26dB	---	---	21.68	MHz	INFO
T1 26dB	---	---	5734.1600	MHz	INFO
T2 26dB	---	---	5755.8400	MHz	INFO

Maximum Output Power

READ SA SETTINGS:

RefLevel [dBm] | RefLevelOffset [dB] | InpAtt [dB]	15.39 | 12.81 | 20
Start [MHz] | Stop [MHz]	5725.000 | 5765.000
RBW [MHz] | VBW [MHz]	1.000000 | 3.000000
Detector | TraceMode	RMS | MAXH
Sweep: time [ms] | count | points per Section | type	59600 | 1 | 161 | SWE

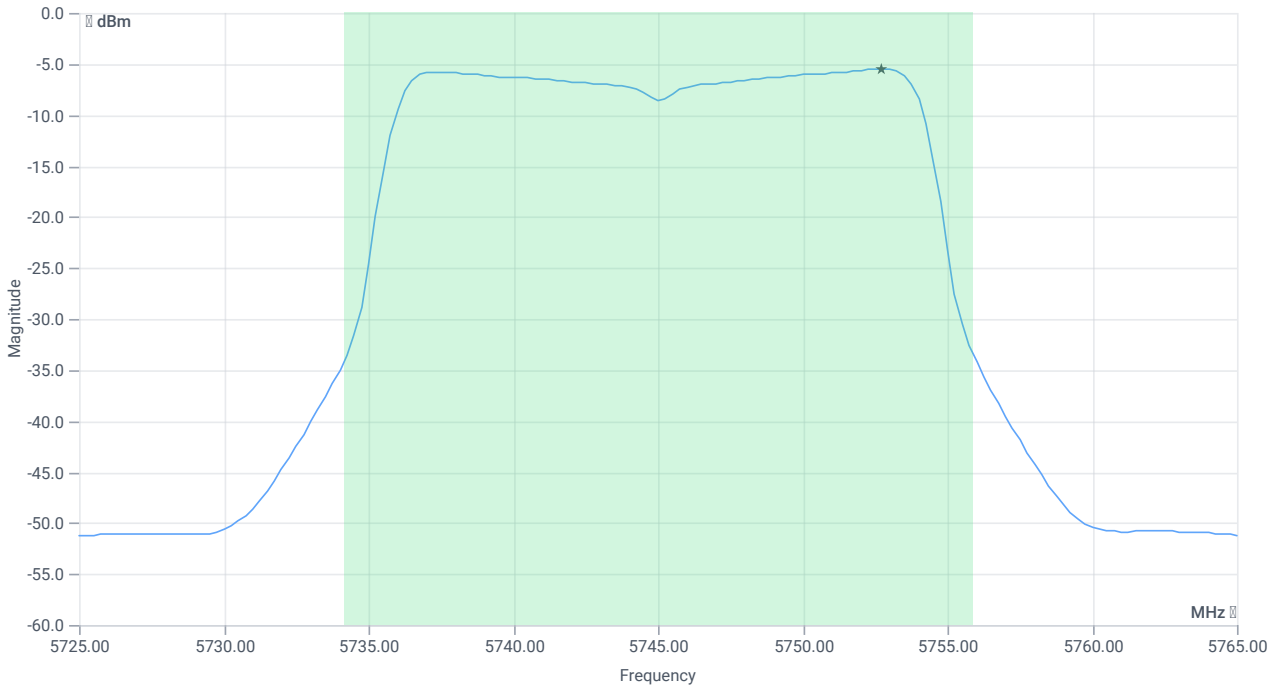

Max OP and PSD

RESULT

CONDUCTED LIMITS FOR MAX ANTENNA GAIN OF 6 D BI					
Description	Lower Limit	Upper Limit	Measured	Unit	Verdict
Max output power cond	---	---	5.86	dBm	INFO
Duty cycle correction	---	---	0	dB	INFO
LIMIT absolute:					
Max output power DC corrected cond	---	30	5.86	dBm	PASS
LIMIT: 11 dBm + 10 log 21.68					
Max output power DC corrected cond	---	24.36	5.86	dBm	na

Power Spectral Density U-NII-3

READ SA SETTINGS:

RefLevel [dBm] | RefLevelOffset [dB] | InpAtt [dB]	15.39 | 12.81 | 20

READ SA SETTINGS:

Start [MHz] | Stop [MHz]	5725.000 | 5765.000
RBW [MHz] | VBW [MHz]	0.500000 | 3.000000
Detector | TraceMode	RMS | MAXH
Sweep: time [ms] | count | points per Section | type	59600 | 1 | 161 | SWE

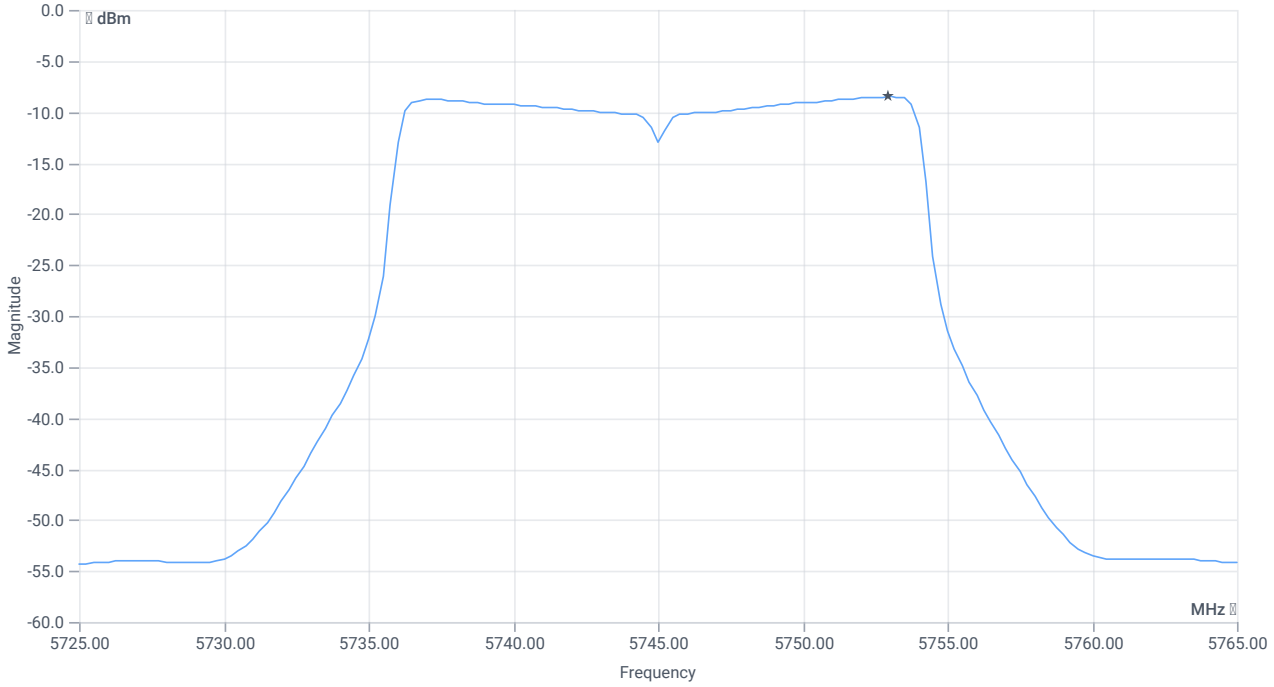

PSD UNII-3

RESULT

CONDUCTED LIMITS FOR MAX ANTENNA GAIN OF 6 D BI					
Description	Lower Limit	Upper Limit	Measured	Unit	Verdict
Power spectral density cond	---	---	-8.5	dBm/0.5MHz	INFO
Duty cycle correction	---	---	0	dB	INFO
Power spectral density DC corrected cond	---	30	-8.5	dBm/0.5MHz	PASS

Verdict
PASS

NA # Peak output power 3MHz/3MHz ~ WLAN5Gx ac-VHT20 mode U-NII-3

References

TC start	02.06.2026 08:46:37
Ambit temp (test rack) [°C] | humidity [rel%]	24.8 | 44
System version	6.0.7.5
Standard | Version	NA | NI
Method	
Description	Peak OP 3MHz/3MHz - WLAN5Gx ac-VHT20 mode U-NII-3
Information	

EUT Common Settings WLAN5Gx

Number of antenna ports	2
User Interaction	No
Device class U-NII-1 (FCC)	Client
Limit W52 japan	Standard
TPC supported	No
Vehicle use (ISED)	No

Equipment

Signal analyzer,Rohde&Schwarz,FSV-40,1307.9002K40/101042,3.71
Switch matrix,cetecom advanced GmbH,USM,B002,1.0.0

Test Parameter

Technology to test	WLAN5Gx ac-VHT20 mode
EUT port	EUT1
Temperature	nom
Voltage	nom
Frequency low to test	True | Freq [MHz] 5745
Frequency mid to test	False | Freq [MHz] 5785
Frequency high to test	False | Freq [MHz] 5825
Auto control enabled power supply | Climatic Box	No | No
Additional path loss [dB]	0
Full path type	EUT_SA_GEN_SIG
Full path name	EUT1.MP.SIG1/EUT1.SA/EUT1.GEN1/EUT1.GEN2/
Switch bits	00010001:00010001:00000000:00000001

Test at TX 5745 MHz

RESULT: Reference power cond.

DESCRIPTION	LOWER LIMIT	UPPER LIMIT	MEASURED	UNIT	VERDICT
Ref. power 1MHz/1MHz cond.	---	---	3.09	dBm	INFO
Ref. frequency	---	---	5752.590	MHz	INFO

READ SA SETTINGS:

RefLevel [dBm] | RefLevelOffset [dB] | InpAtt [dB]	15.09 | 12.81 | 20
Start [MHz] | Stop [MHz]	5720.000 | 5770.000
RBW [MHz] | VBW [MHz]	3.000000 | 3.000000
Detector | TraceMode	POS | MAXH
Sweep: time [ms] | count | points per Section | type	300 | 20 | 1001 | SWE

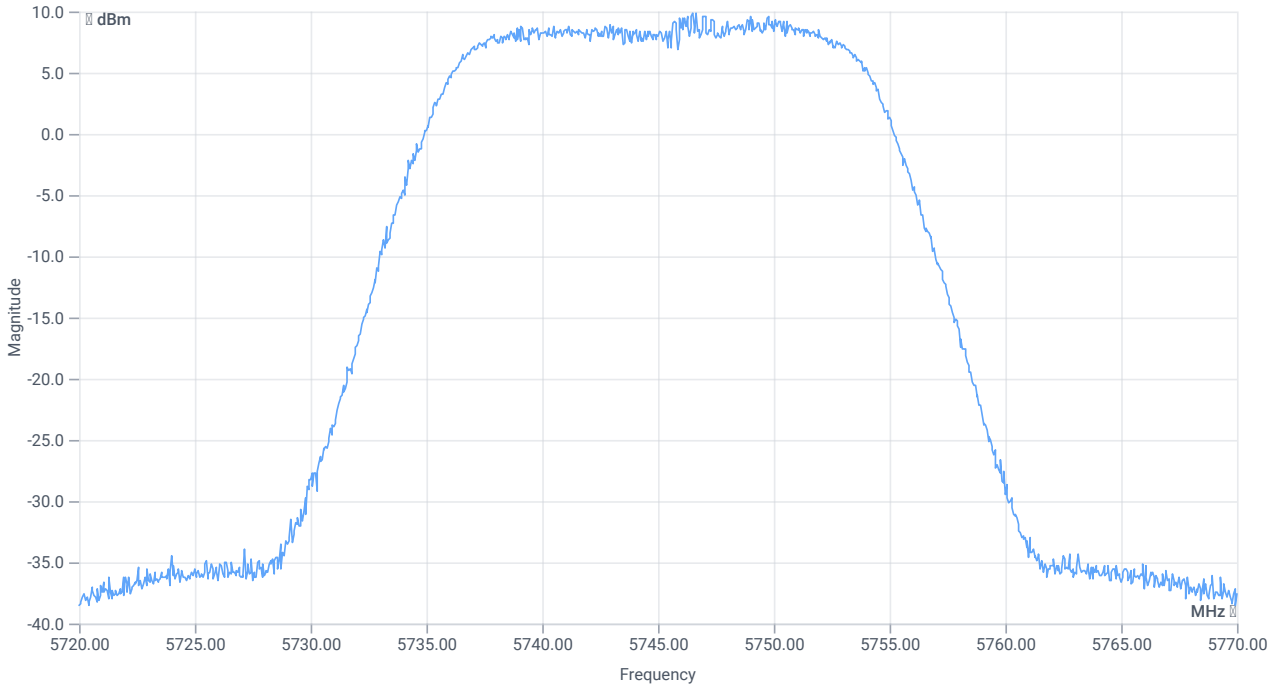

Peak output power

RESULT

DESCRIPTION	LOWER LIMIT	UPPER LIMIT	MEASURED	UNIT	VERDICT
Peak Power	---	---	9.88	dBm	INFO
Peak Power	---	---	9.727472	mW	INFO
Frequency at Peak	---	---	5746.648	MHz	INFO

Verdict
PASS

NA # Message with SA scan ~

References

TC start	02.06.2026 08:45:52
Ambit temp (test rack) [°C] | humidity [rel%]	24.8 | 44
System version	6.0.7.5
Standard | Version	NA | NI
Method	
Description	Message with SA Scan ac_VHT20_U_NII_3
Information	

Equipment

Signal analyzer,Rohde&Schwarz,FSV-40,1307.9002K40/101042,3.71
Switch matrix,cetecom advanced GmbH,USM,B002,1.0.0

Test Parameter

Full path type	EUT_SA_GEN_SIG
Full path name	EUT1.MP.SIG1/EUT1.SA/EUT1.GEN1/EUT1.GEN2/
Switch bits	00010001:00010001:00000000:00000001
Message start	02.06.2026 08:45:54
Message	set WLAN5Gx to ac_VHT20_U_NII_3, Frequency [MHz] 5745 , Information:

Verdict
INFO

FCC 15.407, ISED RSS247 # Emission mask (eirp) ~ WLAN5Gx n-HT20 mode U-NII-3

References

TC start	02.06.2026 08:14:01
Ambit temp (test rack) [°C] | humidity [rel%]	24.6 | 44
System version	6.0.7.5
Standard | Version	FCC 15.407, ISED RSS247 | NI
Method	NI
Description	FCC 15.407 Emission mask - WLAN5Gx n-HT20 mode U-NII-3
Information	

EUT Common Settings WLAN5Gx

Number of antenna ports	2
User Interaction	No
Device class U-NII-1 (FCC)	Client
Limit W52 japan	Standard
TPC supported	No
Vehicle use (ISED)	No

Equipment

Signal analyzer,Rohde&Schwarz,FSV-40,1307.9002K40/101042,3.71
Switch matrix,cetecom advanced GmbH,USM,B002,1.0.0

Test Parameter

Technology to test	WLAN5Gx n-HT20 mode
EUT port	EUT2
Temperature	nom
Voltage	nom
Frequency low to test	False | Freq [MHz] 5745
Frequency mid to test	False | Freq [MHz] 5785
Frequency high to test	True | Freq [MHz] 5825
Auto control enabled power supply | Climatic Box	No | No
Additional path loss [dB]	0
Full path type	EUT_SA_GEN_SIG
Full path name	EUT2.MP.SIG1/EUT2.SA/EUT2.GEN1/EUT2.GEN2/
Switch bits	00100010:00010001:00000000:00000001

Test at TX 5825 MHz

Number of antenna ports: 2

reduction of limit due to number of antenna ports [dB]: 3

RESULT: Reference power cond.

DESCRIPTION	LOWER LIMIT	UPPER LIMIT	MEASURED	UNIT	VERDICT
Ref. power 1MHz/1MHz cond.	---	---	3.23	dBm	INFO
Ref. frequency	---	---	5832.990	MHz	INFO

Antenna gain

Considered antenna gain [dBi]:	6.06 / max found in range 5625 to 5950 MHz

READ SA SETTINGS:

RefLevel [dBm] | RefLevelOffset [dB] | InpAtt [dB]	6.23 | 12.56 | 10
Start [MHz] | Stop [MHz]	5625.000 | 5950.000
RBW [MHz] | VBW [MHz]	1.000000 | 3.000000
Detector | TraceMode	POS | MAXH
Sweep: time [ms] | count | points per Section | type	1 | 2500 | 1001 | SWE

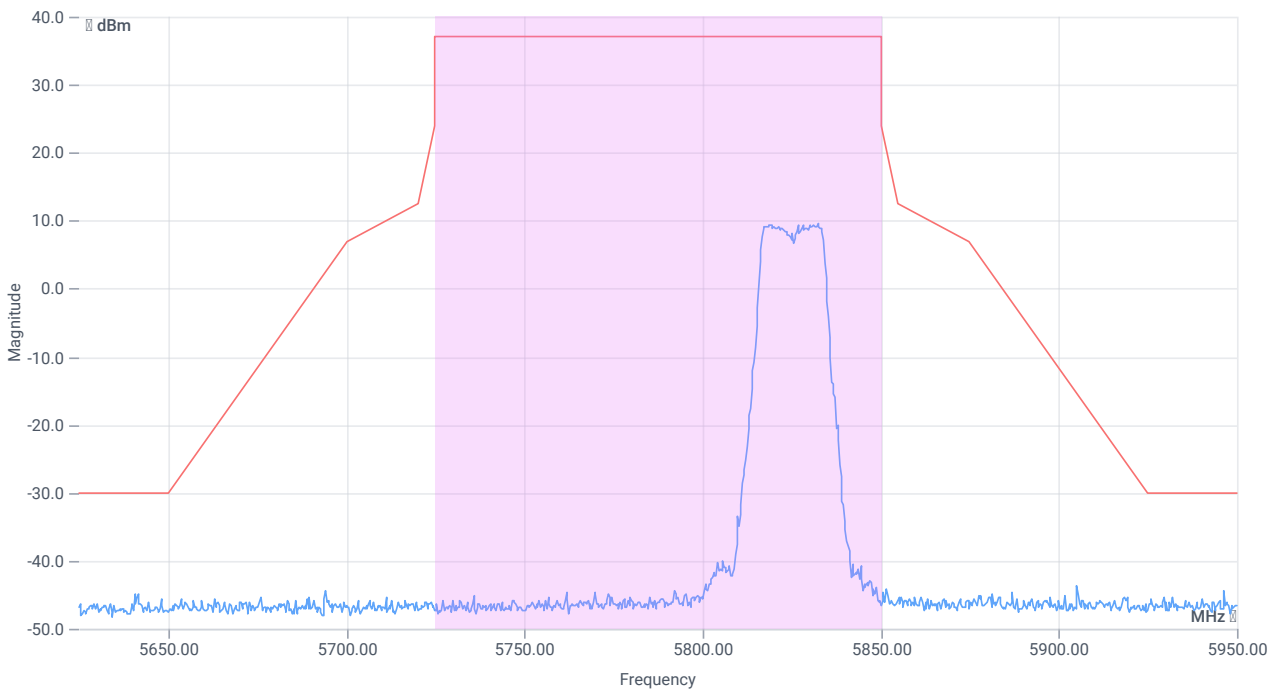

Emission Mask (e.i.r.p)

RESULT

DESCRIPTION	LOWER LIMIT	UPPER LIMIT	MEASURED	UNIT	VERDICT

Verdict
PASS

FCC 15.407, ISED RSS247 # Minimum emission bandwidth ~ WLAN5Gx n-HT20 mode U-NII-3

References

TC start	02.06.2026 08:13:25
Ambit temp (test rack) [°C] | humidity [rel%]	24.6 | 44
System version	6.0.7.5
Standard | Version	FCC 15.407, ISED RSS247 | NI
Method	KDB789033 D02, C.2.
Description	FCC 15.407 Min Emission Bandwidth - WLAN5Gx n-HT20 mode U-NII-3
Information	

EUT Common Settings WLAN5Gx

Number of antenna ports	2
User Interaction	No
Device class U-NII-1 (FCC)	Client
Limit W52 japan	Standard
TPC supported	No
Vehicle use (ISED)	No

Equipment

Signal analyzer,Rohde&Schwarz,FSV-40,1307.9002K40/101042,3.71
Switch matrix,cetecom advanced GmbH,USM,B002,1.0.0

Test Parameter

Technology to test	WLAN5Gx n-HT20 mode
EUT port	EUT2
Temperature	nom
Voltage	nom
Frequency low to test	False | Freq [MHz] 5745
Frequency mid to test	False | Freq [MHz] 5785
Frequency high to test	True | Freq [MHz] 5825
Auto control enabled power supply | Climatic Box	No | No
Additional path loss [dB]	0
Full path type	EUT_SA_GEN_SIG
Full path name	EUT2.MP.SIG1/EUT2.SA/EUT2.GEN1/EUT2.GEN2/
Switch bits	00100010:00010001:00000000:00000001

Test at TX 5825 MHz

RESULT: Reference power cond.

DESCRIPTION	LOWER LIMIT	UPPER LIMIT	MEASURED	UNIT	VERDICT
Ref. power 1MHz/1MHz cond.	---	---	2.55	dBm	INFO
Ref. frequency	---	---	5828.200	MHz	INFO

READ SA SETTINGS:

RefLevel [dBm] | RefLevelOffset [dB] | InpAtt [dB]	14.55 | 12.56 | 20
Start [MHz] | Stop [MHz]	5800.000 | 5850.000
RBW [MHz] | VBW [MHz]	0.100000 | 0.300000
Detector | TraceMode	POS | MAXH
Sweep: time [ms] | count | points per Section | type	2 | 1500 | 1001 | SWE

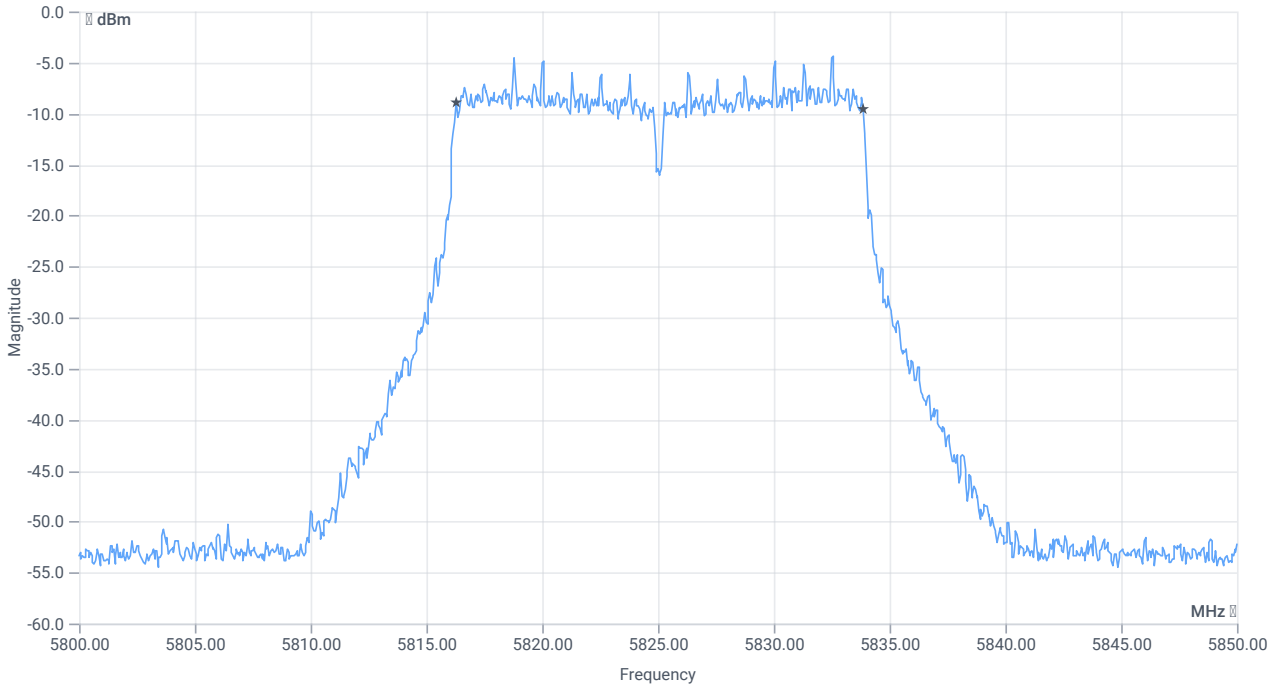

BW 6dB

RESULT

DESCRIPTION	LOWER LIMIT	UPPER LIMIT	MEASURED	UNIT	VERDICT
Bandwidth (6dB)	0.500	---	17.6	MHz	PASS

Verdict
PASS

FCC 15.407, ISED RSS247 # Bandwidths 99PCT and 26dB (UNII-3 20dB) ~ WLAN5Gx n-HT20 mode U-NII-3

References

TC start	02.06.2026 08:12:47
Ambit temp (test rack) [°C] | humidity [rel%]	24.6 | 44
System version	6.0.7.5
Standard | Version	FCC 15.407, ISED RSS247 | NI
Method	26dB Bandwidth KDB789033 D02, C.1 / ISED RSS-GEN
Description	FCC 15.407 Bandwidths - WLAN5Gx n-HT20 mode U-NII-3
Information	

EUT Common Settings WLAN5Gx

Number of antenna ports	2
User Interaction	No
Device class U-NII-1 (FCC)	Client
Limit W52 japan	Standard
TPC supported	No
Vehicle use (ISED)	No

Equipment

Signal analyzer,Rohde&Schwarz,FSV-40,1307.9002K40/101042,3.71
Switch matrix,cetecom advanced GmbH,USM,B002,1.0.0

Test Parameter

Technology to test	WLAN5Gx n-HT20 mode
EUT port	EUT2
Temperature	nom
Voltage	nom
Frequency low to test	False | Freq [MHz] 5745
Frequency mid to test	False | Freq [MHz] 5785
Frequency high to test	True | Freq [MHz] 5825
Auto control enabled power supply | Climatic Box	No | No
Additional path loss [dB]	0
Full path type	EUT_SA_GEN_SIG
Full path name	EUT2.MP.SIG1/EUT2.SA/EUT2.GEN1/EUT2.GEN2/
Switch bits	00100010:00010001:00000000:00000001

Test at TX 5825 MHz

RESULT: Reference power cond.

DESCRIPTION	LOWER LIMIT	UPPER LIMIT	MEASURED	UNIT	VERDICT
Ref. power 1MHz/1MHz cond.	---	---	2.52	dBm	INFO
Ref. frequency	---	---	5832.590	MHz	INFO

READ SA SETTINGS:

RefLevel [dBm] | RefLevelOffset [dB] | InpAtt [dB]	10.52 | 12.56 | 15
Start [MHz] | Stop [MHz]	5800.000 | 5850.000
RBW [MHz] | VBW [MHz]	0.300000 | 1.000000
Detector | TraceMode	POS | MAXH
Sweep: time [ms] | count | points per Section | type	1 | 2500 | 1001 | SWE

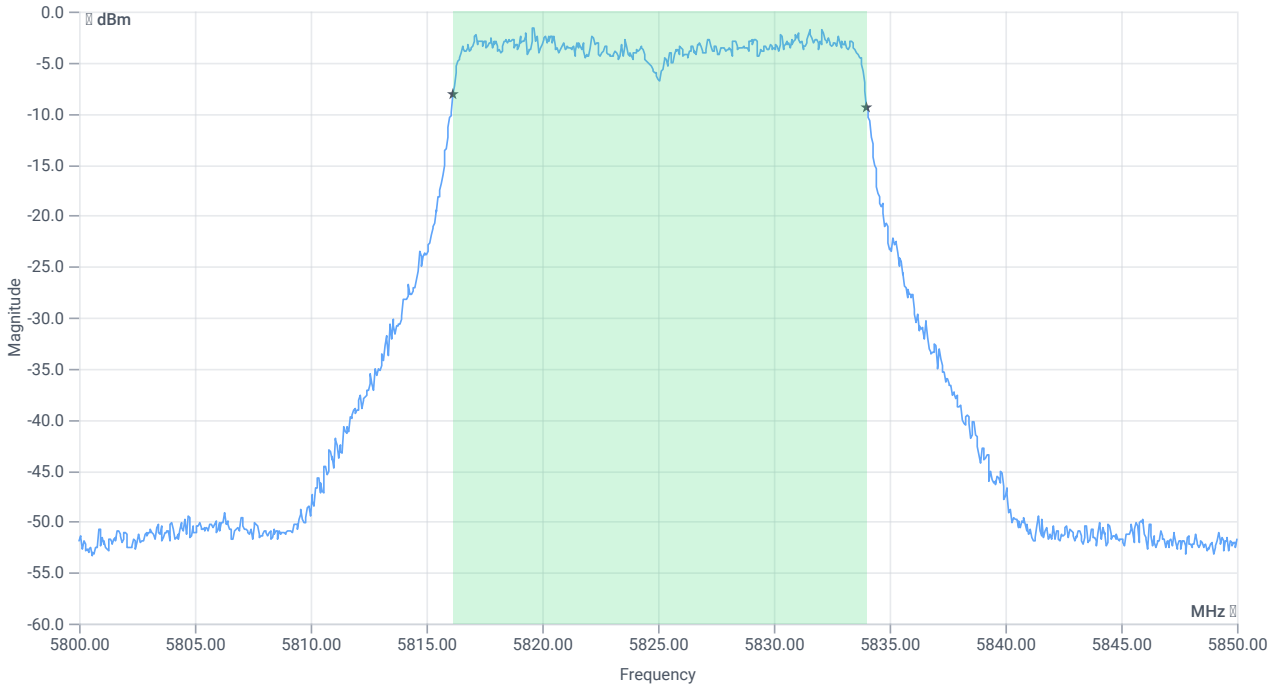

BW 99PCT

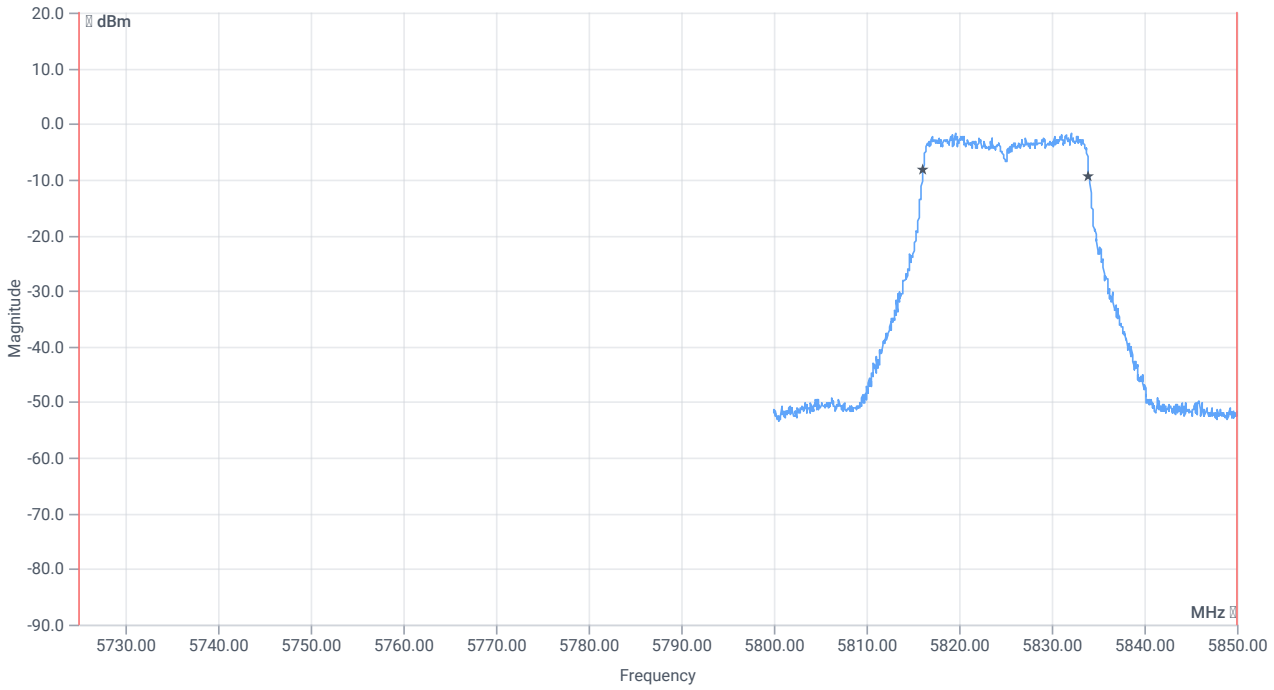

BW within band 99PCT

RESULT

DESCRIPTION	LOWER LIMIT	UPPER LIMIT	MEASURED	UNIT	VERDICT
Bandwidth 99%	---	---	17.832	MHz	INFO
T1 99%	5725.000000	---	5816.1588	MHz	PASS
T2 99%	---	5850.000000	5833.9910	MHz	PASS since U-NII-4 is supported

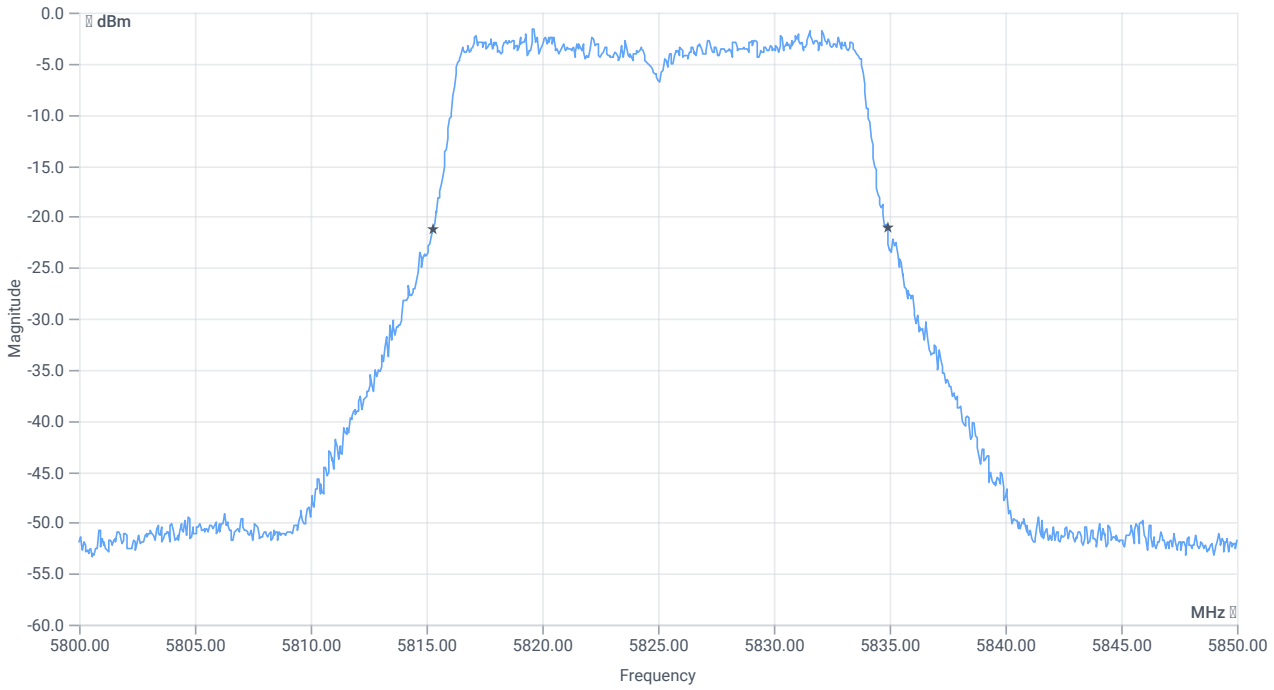

BW 20dB

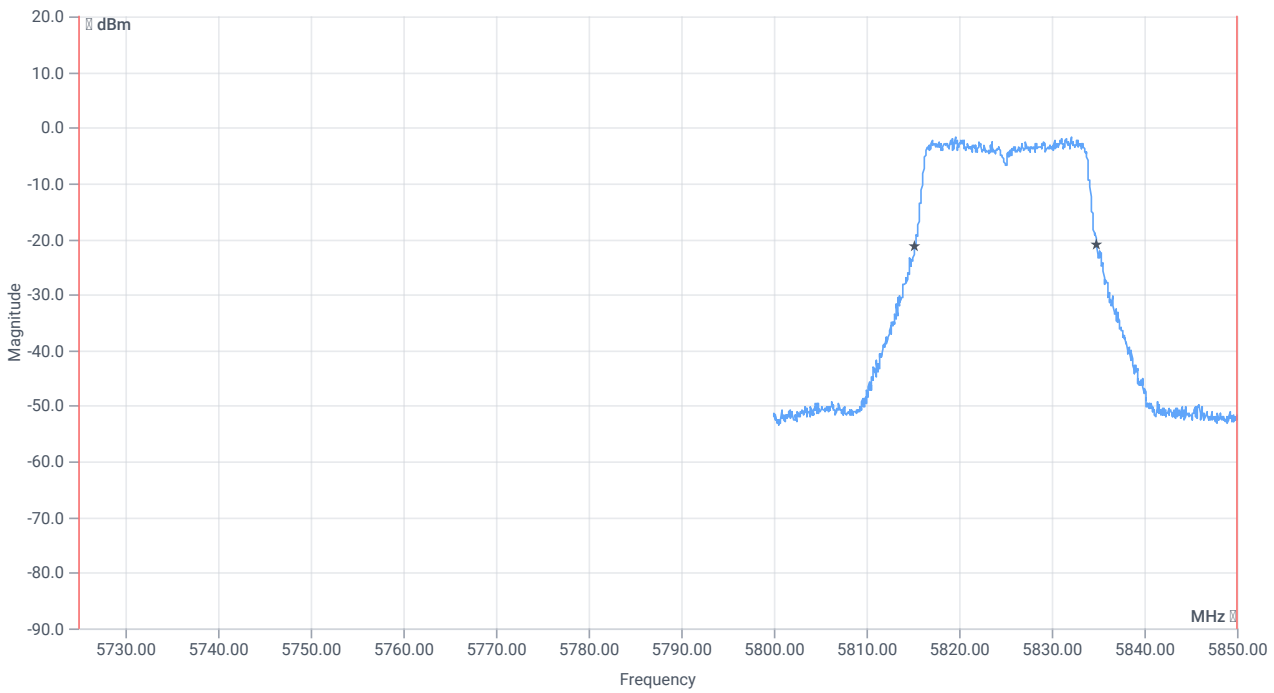

BW within band 20dB

RESULT

DESCRIPTION	LOWER LIMIT	UPPER LIMIT	MEASURED	UNIT	VERDICT
Bandwidth 20dB	---	---	19.65	MHz	INFO
T1 20dB	5725.000000	---	5815.2500	MHz	PASS

RESULT

DESCRIPTION	LOWER LIMIT	UPPER LIMIT	MEASURED	UNIT	VERDICT
T2 20dB	---	5850.000000	5834.9000	MHz	PASS since U-NII-4 is supported

Verdict
PASS

ISED RSS247 # Max output power and psd ~ WLAN5Gx n-HT20 mode U-NII-3

References

TC start	02.06.2026 08:10:11
Ambit temp (test rack) [°C] | humidity [rel%]	24.5 | 44
System version	6.0.7.5
Standard | Version	ISED RSS247 | NI
Method	
Description	ISED Max Output Power & PSD - WLAN5Gx n-HT20 mode U-NII-3
Information	

EUT Common Settings WLAN5Gx

Number of antenna ports	2
User Interaction	No
Device class U-NII-1 (FCC)	Client
Limit W52 japan	Standard
TPC supported	No
Vehicle use (ISED)	No

Equipment

Signal analyzer,Rohde&Schwarz,FSV-40,1307.9002K40/101042,3.71
Switch matrix,cetecom advanced GmbH,USM,B002,1.0.0

Test Parameter

Technology to test	WLAN5Gx n-HT20 mode
EUT port	EUT2
Temperature	nom
Voltage	nom
Frequency low to test	False | Freq [MHz] 5745
Frequency mid to test	False | Freq [MHz] 5785
Frequency high to test	True | Freq [MHz] 5825
Auto control enabled power supply | Climatic Box	No | No
Additional path loss [dB]	0
Full path type	EUT_SA_GEN_SIG
Full path name	EUT2.MP.SIG1/EUT2.SA/EUT2.GEN1/EUT2.GEN2/
Switch bits	00100010:00010001:00000000:00000001

Test at TX 5825 MHz

RESULT: Reference power cond.

DESCRIPTION	LOWER LIMIT	UPPER LIMIT	MEASURED	UNIT	VERDICT
Ref. power 1MHz/1MHz cond.	---	---	2.78	dBm	INFO
Ref. frequency	---	---	5820.200	MHz	INFO

Evaluation max. duty cycle

Duty cycle evaluation

DESCRIPTION	LOWER LIMIT	UPPER LIMIT	MEASURED	UNIT	VERDICT
Duty cycle min	---	---	0	dB	DC > 98% defined

Evaluation bandwidth

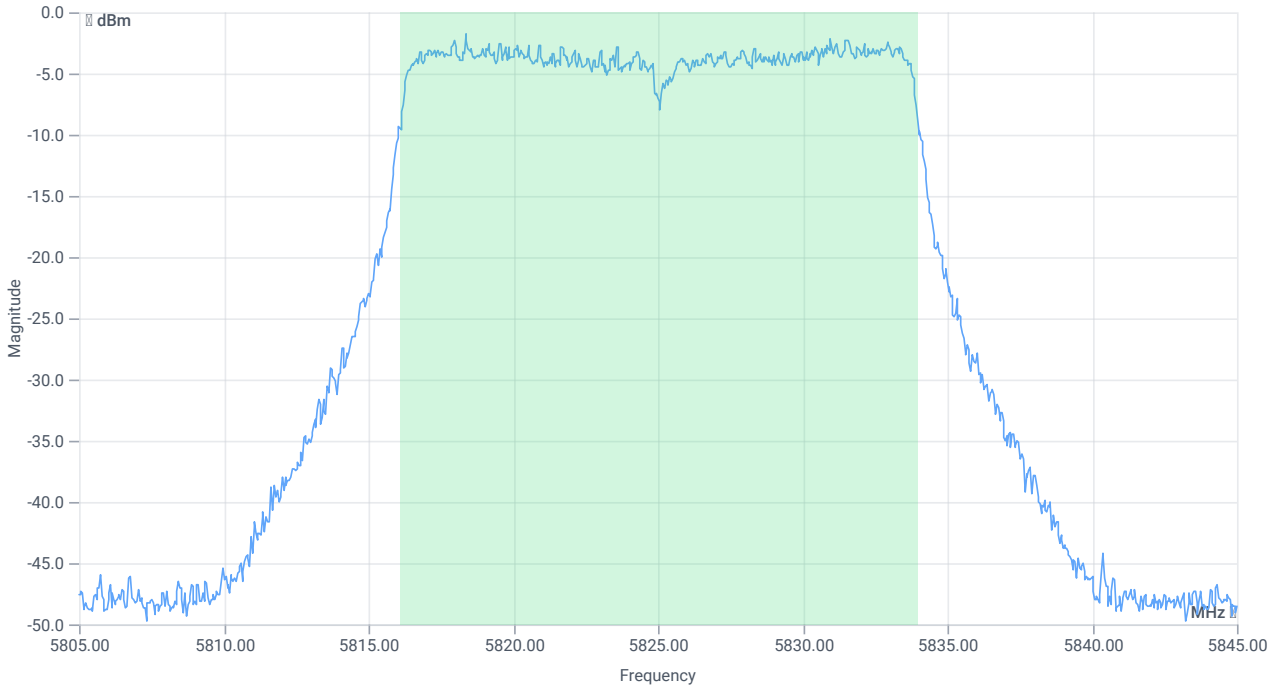

BW 99PCT

RESULT

DESCRIPTION	LOWER LIMIT	UPPER LIMIT	MEASURED	UNIT	VERDICT
Bandwidth 99%	---	---	17.902	MHz	INFO
T1 99%	---	---	5816.0889	MHz	INFO
T2 99%	---	---	5833.9910	MHz	INFO

Maximum Output Power

Antenna gain

Considered antenna gain [dBi]:	5.8 @ 5825 MHz

READ SA SETTINGS:

RefLevel [dBm] | RefLevelOffset [dB] | InpAtt [dB]	14.78 | 12.56 | 20
Start [MHz] | Stop [MHz]	5805.000 | 5845.000
RBW [MHz] | VBW [MHz]	1.000000 | 3.000000
Detector | TraceMode	RMS | MAXH
Sweep: time [ms] | count | points per Section | type	59600 | 1 | 161 | SWE

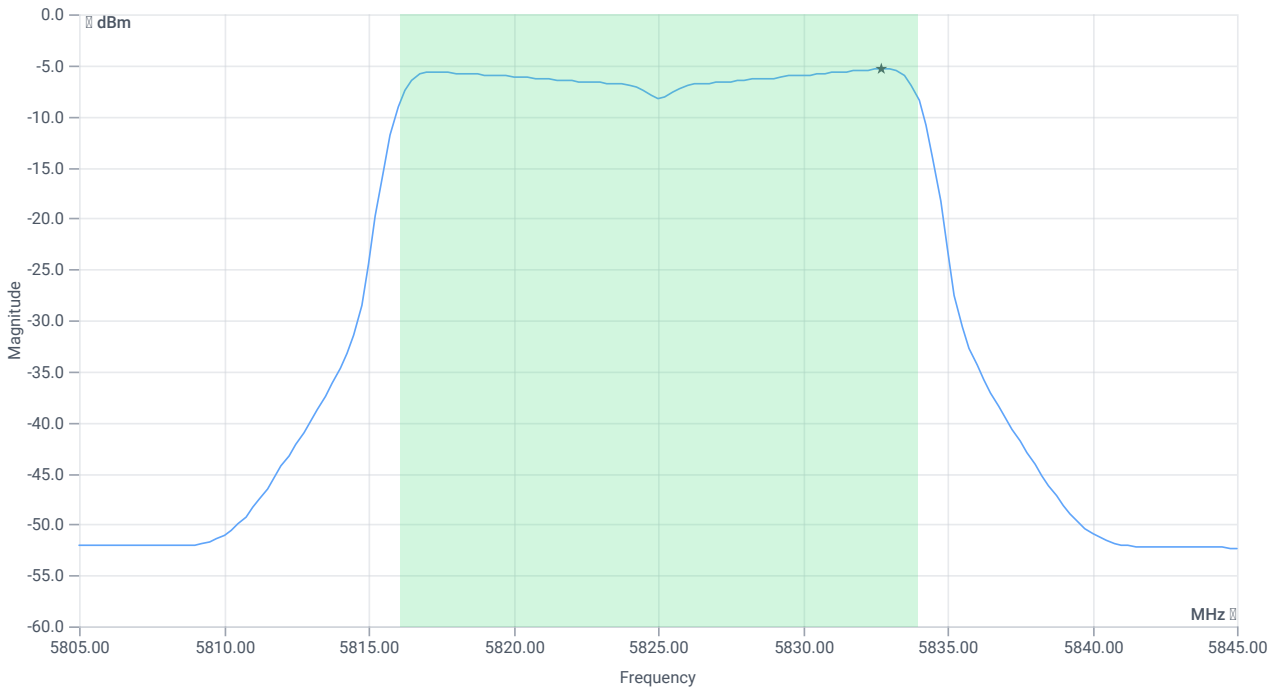

Max OP and PSD (without antenna gain)

RESULT

DESCRIPTION	LOWER LIMIT	UPPER LIMIT	MEASURED	UNIT	VERDICT
Max output power cond	---	---	5.93	dBm	INFO
Duty cycle correction	---	---	0	dB	INFO
LIMIT absolute cond					
Max output power DC corrected cond	---	30	5.93	dBm	PASS
Antenna gain applied			5.8	dBi	INFO
LIMIT absolute eirp (RSS-247 §6.2.4)					
Max output power DC corrected eirp	---	36	11.73	dBm	PASS

READ SA SETTINGS:

RefLevel [dBm] | RefLevelOffset [dB] | InpAtt [dB]	14.78 | 12.56 | 20
Start [MHz] | Stop [MHz]	5805.000 | 5845.000
RBW [MHz] | VBW [MHz]	0.500000 | 3.000000
Detector | TraceMode	RMS | MAXH
Sweep: time [ms] | count | points per Section | type	59600 | 1 | 161 | SWE

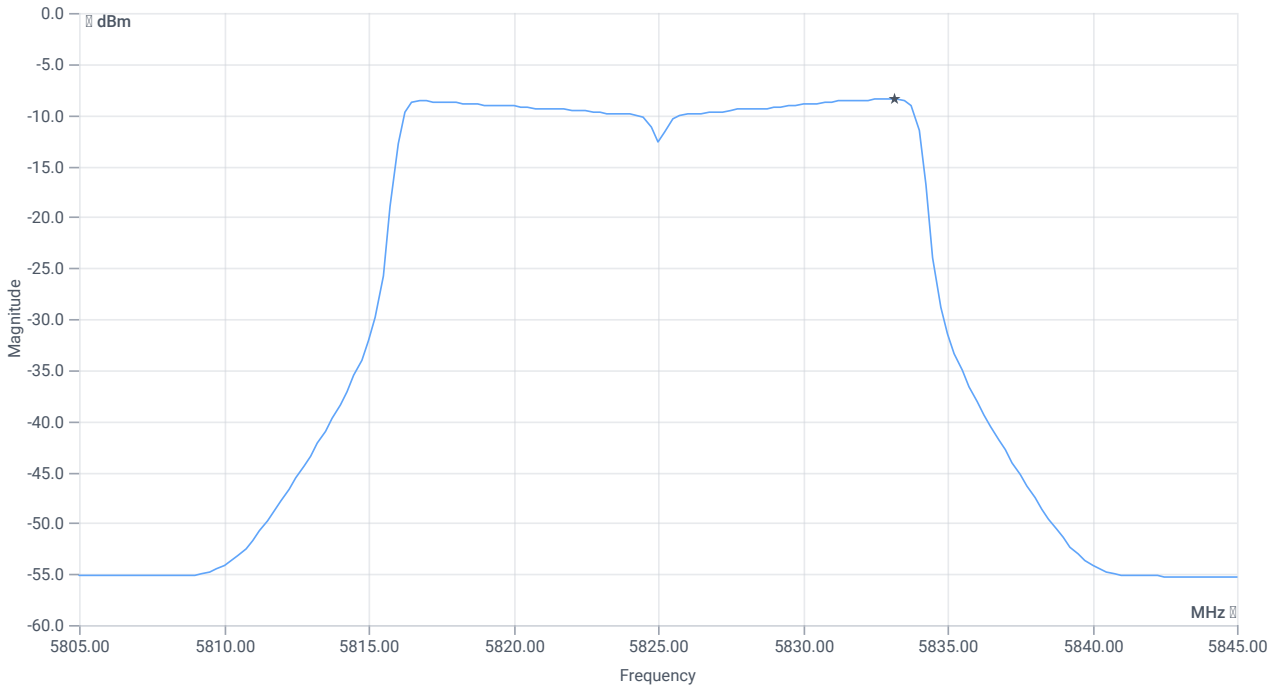

PSD UNII-3

RESULT

DESCRIPTION	LOWER LIMIT	UPPER LIMIT	MEASURED	UNIT	VERDICT
Power spectral density cond	---		-8.39	dBm/0.5MHz	INFO
Power spectral density DC corrected cond	---	30	-8.39	dBm/0.5MHz	PASS

Verdict
PASS

FCC 15.407 # Max output power and psd ~ WLAN5Gx n-HT20 mode U-NII-3

References

TC start	02.06.2026 08:07:34
Ambit temp (test rack) [°C] | humidity [rel%]	24.5 | 44
System version	6.0.7.5
Standard | Version	FCC 15.407 | NI
Method	KDB789033 D02, F., E.2.e.
Description	FCC 15.407 Max Output Power & PSD - WLAN5Gx n-HT20 mode U-NII-3
Information	

EUT Common Settings WLAN5Gx

Number of antenna ports	2
User Interaction	No
Device class U-NII-1 (FCC)	Client
Limit W52 japan	Standard
TPC supported	No
Vehicle use (ISED)	No

Equipment

Signal analyzer,Rohde&Schwarz,FSV-40,1307.9002K40/101042,3.71
Switch matrix,cetecom advanced GmbH,USM,B002,1.0.0

Test Parameter

Technology to test	WLAN5Gx n-HT20 mode
EUT port	EUT2
Temperature	nom
Voltage	nom
Frequency low to test	False | Freq [MHz] 5745
Frequency mid to test	False | Freq [MHz] 5785
Frequency high to test	True | Freq [MHz] 5825
Auto control enabled power supply | Climatic Box	No | No
Additional path loss [dB]	0
Full path type	EUT_SA_GEN_SIG
Full path name	EUT2.MP.SIG1/EUT2.SA/EUT2.GEN1/EUT2.GEN2/
Switch bits	00100010:00010001:00000000:00000001

Test at TX 5825 MHz

RESULT: Reference power cond.

DESCRIPTION	LOWER LIMIT	UPPER LIMIT	MEASURED	UNIT	VERDICT
Ref. power 1MHz/1MHz cond.	---	---	2.81	dBm	INFO
Ref. frequency	---	---	5823.800	MHz	INFO

Evaluation max. duty cycle

Duty cycle evaluation

DESCRIPTION	LOWER LIMIT	UPPER LIMIT	MEASURED	UNIT	VERDICT
Duty cycle min	---	---	0	dB	DC > 98% defined

Evaluation bandwidth

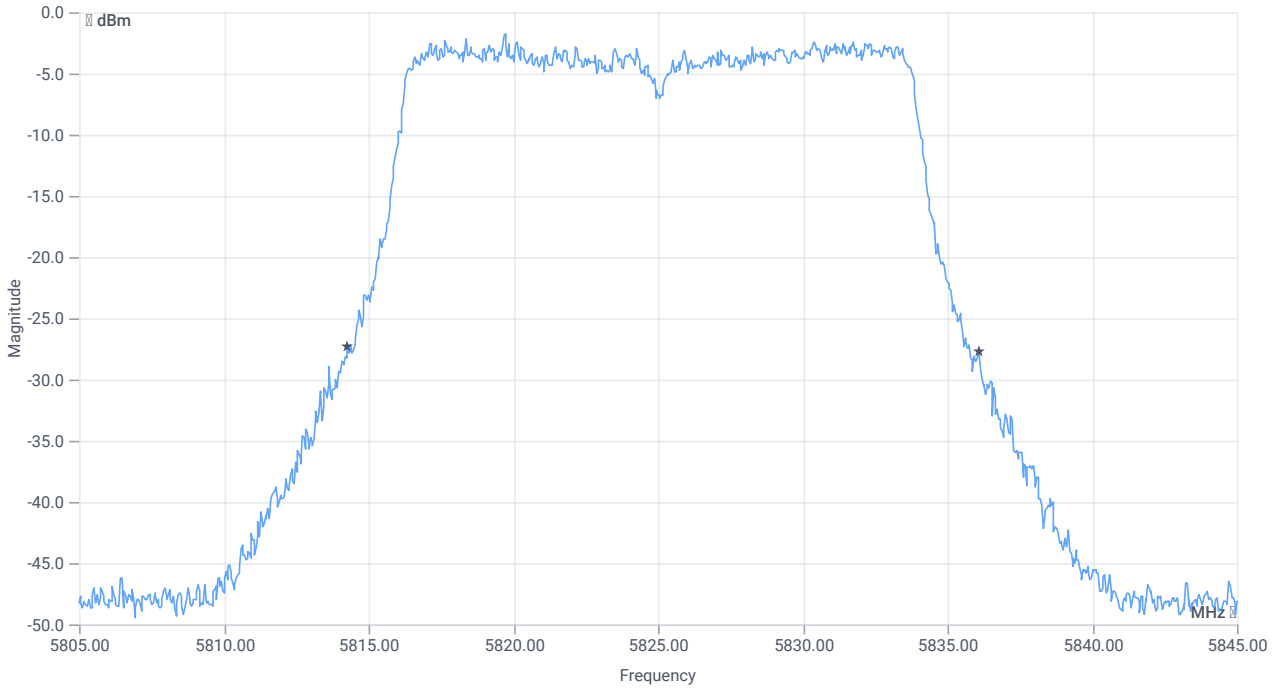

BW 26dB

RESULT

DESCRIPTION	LOWER LIMIT	UPPER LIMIT	MEASURED	UNIT	VERDICT
Bandwidth 26dB	---	---	21.8	MHz	INFO
T1 26dB	---	---	5814.2800	MHz	INFO
T2 26dB	---	---	5836.0800	MHz	INFO

Maximum Output Power

READ SA SETTINGS:

RefLevel [dBm] | RefLevelOffset [dB] | InpAtt [dB]	14.81 | 12.56 | 20
Start [MHz] | Stop [MHz]	5805.000 | 5845.000
RBW [MHz] | VBW [MHz]	1.000000 | 3.000000
Detector | TraceMode	RMS | MAXH
Sweep: time [ms] | count | points per Section | type	59600 | 1 | 161 | SWE

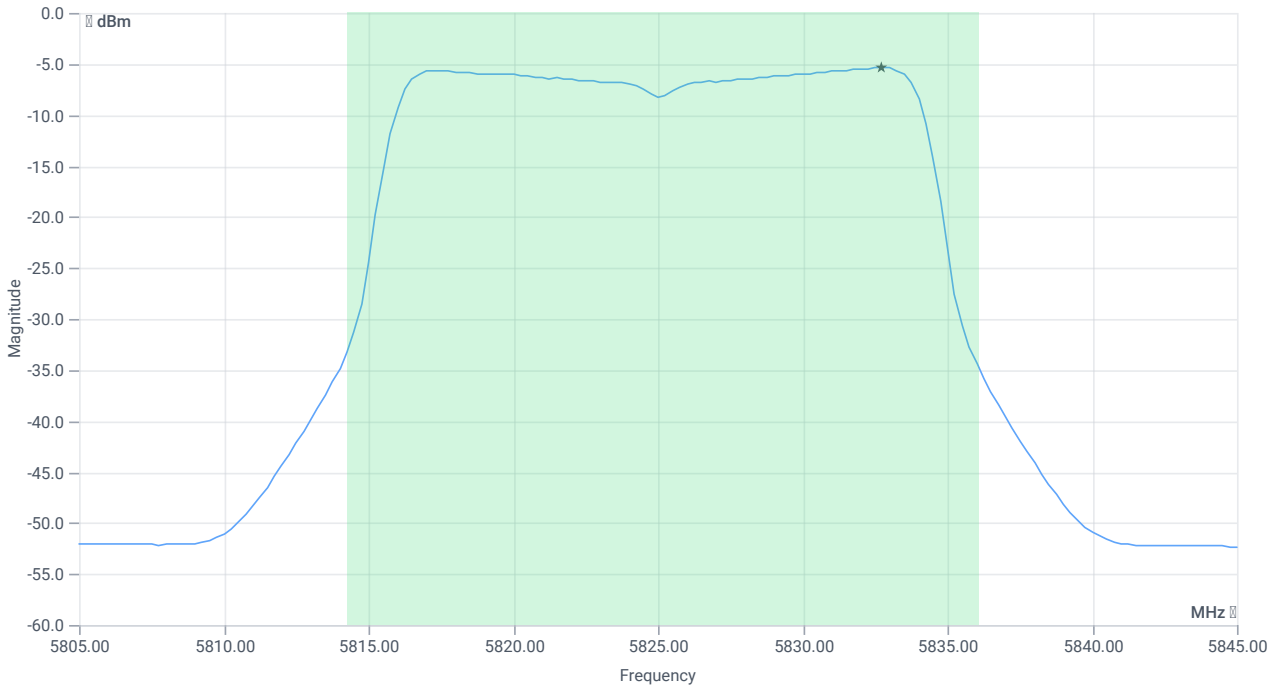

Max OP and PSD

RESULT

CONDUCTED LIMITS FOR MAX ANTENNA GAIN OF 6 D BI					
Description	Lower Limit	Upper Limit	Measured	Unit	Verdict
Max output power cond	---	---	6.03	dBm	INFO
Duty cycle correction	---	---	0	dB	INFO
LIMIT absolute:					
Max output power DC corrected cond	---	30	6.03	dBm	PASS
LIMIT: 11 dBm + 10 log 21.8					
Max output power DC corrected cond	---	24.38	6.03	dBm	na

Power Spectral Density U-NII-3

READ SA SETTINGS:

RefLevel [dBm] | RefLevelOffset [dB] | InpAtt [dB]	14.81 | 12.56 | 20

READ SA SETTINGS:

Start [MHz] | Stop [MHz]	5805.000 | 5845.000
RBW [MHz] | VBW [MHz]	0.500000 | 3.000000
Detector | TraceMode	RMS | MAXH
Sweep: time [ms] | count | points per Section | type	59600 | 1 | 161 | SWE

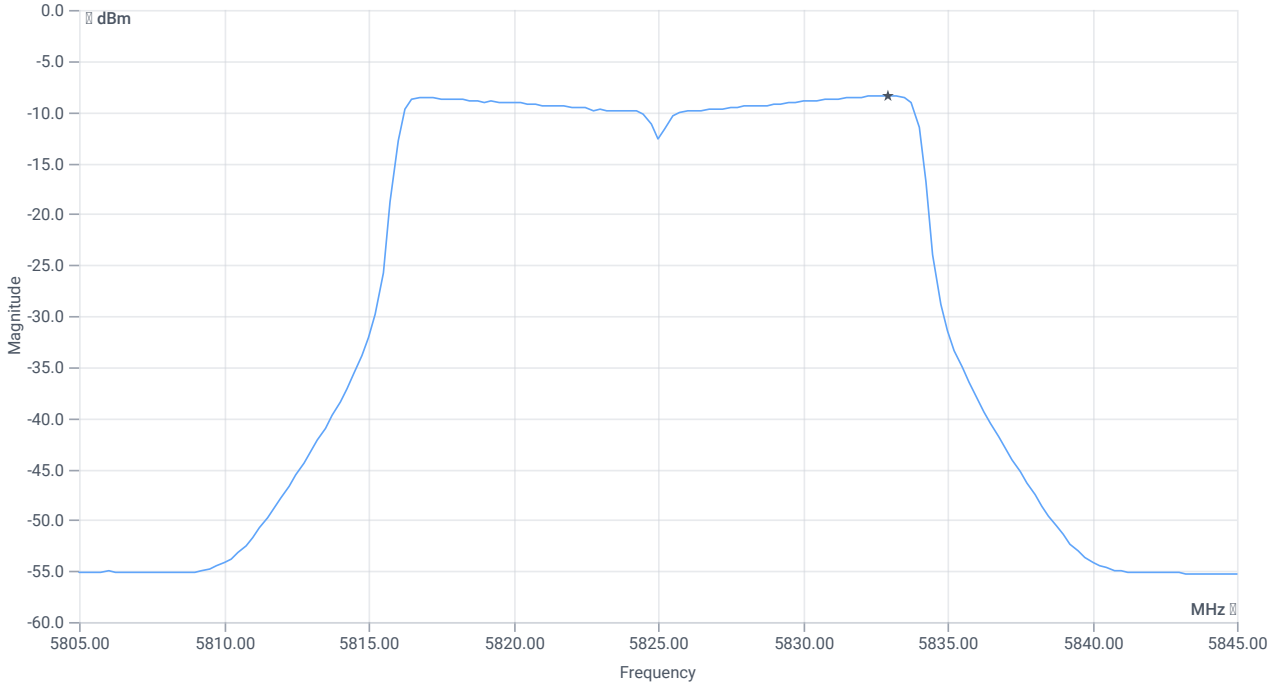

PSD UNII-3

RESULT

CONDUCTED LIMITS FOR MAX ANTENNA GAIN OF 6 D BI					
Description	Lower Limit	Upper Limit	Measured	Unit	Verdict
Power spectral density cond	---	---	-8.39	dBm/0.5MHz	INFO
Duty cycle correction	---	---	0	dB	INFO
Power spectral density DC corrected cond	---	30	-8.39	dBm/0.5MHz	PASS

Verdict
PASS

NA # Peak output power 3MHz/3MHz ~ WLAN5Gx n-HT20 mode U-NII-3

References

TC start	02.06.2026 08:07:08
Ambit temp (test rack) [°C] | humidity [rel%]	24.5 | 44
System version	6.0.7.5
Standard | Version	NA | NI
Method	
Description	Peak OP 3MHz/3MHz - WLAN5Gx n-HT20 mode U-NII-3
Information	

EUT Common Settings WLAN5Gx

Number of antenna ports	2
User Interaction	No
Device class U-NII-1 (FCC)	Client
Limit W52 japan	Standard
TPC supported	No
Vehicle use (ISED)	No

Equipment

Signal analyzer,Rohde&Schwarz,FSV-40,1307.9002K40/101042,3.71
Switch matrix,cetecom advanced GmbH,USM,B002,1.0.0

Test Parameter

Technology to test	WLAN5Gx n-HT20 mode
EUT port	EUT2
Temperature	nom
Voltage	nom
Frequency low to test	False | Freq [MHz] 5745
Frequency mid to test	False | Freq [MHz] 5785
Frequency high to test	True | Freq [MHz] 5825
Auto control enabled power supply | Climatic Box	No | No
Additional path loss [dB]	0
Full path type	EUT_SA_GEN_SIG
Full path name	EUT2.MP.SIG1/EUT2.SA/EUT2.GEN1/EUT2.GEN2/
Switch bits	00100010:00010001:00000000:00000001

Test at TX 5825 MHz

RESULT: Reference power cond.

DESCRIPTION	LOWER LIMIT	UPPER LIMIT	MEASURED	UNIT	VERDICT
Ref. power 1MHz/1MHz cond.	---	---	2.42	dBm	INFO
Ref. frequency	---	---	5821.800	MHz	INFO

READ SA SETTINGS:

RefLevel [dBm] | RefLevelOffset [dB] | InpAtt [dB]	14.42 | 12.56 | 20
Start [MHz] | Stop [MHz]	5800.000 | 5850.000
RBW [MHz] | VBW [MHz]	3.000000 | 3.000000
Detector | TraceMode	POS | MAXH
Sweep: time [ms] | count | points per Section | type	300 | 20 | 1001 | SWE

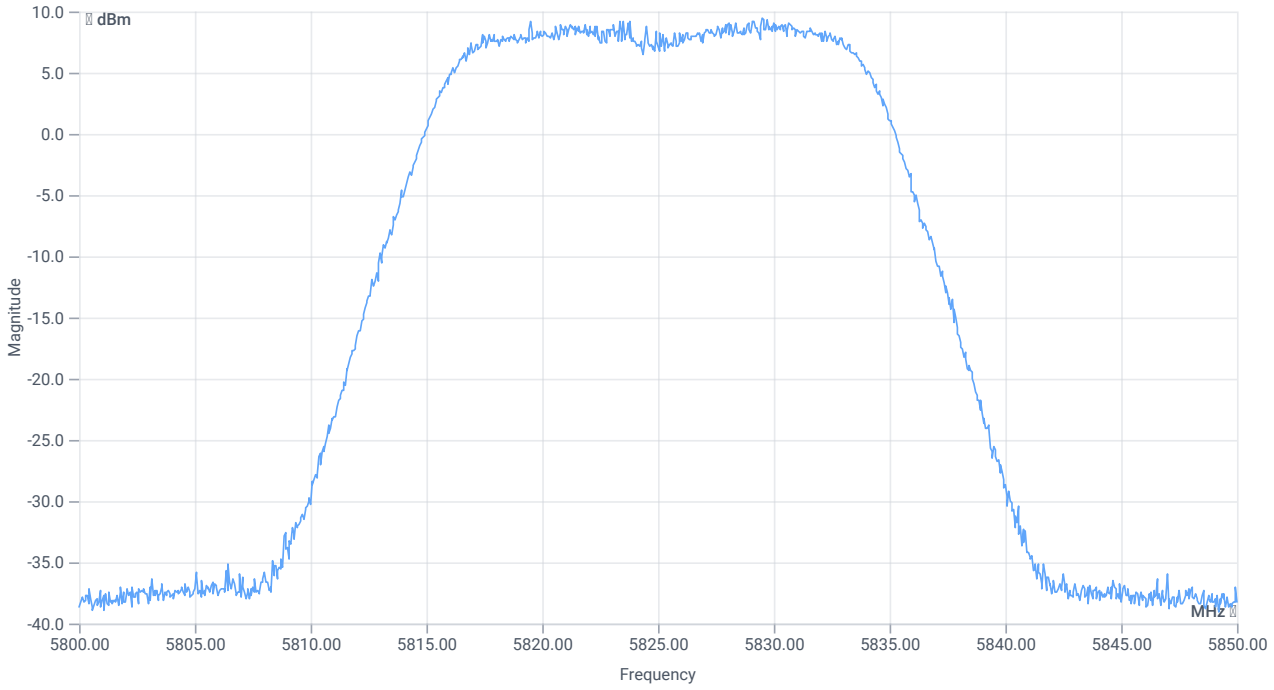

Peak output power

RESULT

DESCRIPTION	LOWER LIMIT	UPPER LIMIT	MEASURED	UNIT	VERDICT
Peak Power	---	---	9.43	dBm	INFO
Peak Power	---	---	8.770008	mW	INFO
Frequency at Peak	---	---	5829.496	MHz	INFO

Verdict
PASS

NA # Message with SA scan ~

References

TC start	02.06.2026 08:05:06
Ambit temp (test rack) [°C] | humidity [rel%]	24.5 | 44
System version	6.0.7.5
Standard | Version	NA | NI
Method	
Description	Message with SA Scan n_HT20_U_NII_3
Information	

Equipment

Signal analyzer,Rohde&Schwarz,FSV-40,1307.9002K40/101042,3.71
Switch matrix,cetecom advanced GmbH,USM,B002,1.0.0

Test Parameter

Full path type	EUT_SA_GEN_SIG
Full path name	EUT2.MP.SIG1/EUT2.SA/EUT2.GEN1/EUT2.GEN2/
Switch bits	00100010:00010001:00000000:00000001
Message start	02.06.2026 08:05:08
Message	set WLAN5Gx to n_HT20_U_NII_3, Frequency [MHz] 5825 Information:

Verdict
INFO

FCC 15.407, ISED RSS247 # Emission mask (eirp) ~ WLAN5Gx n-HT20 mode U-NII-3

References

TC start	02.06.2026 08:04:27
Ambit temp (test rack) [°C] | humidity [rel%]	24.5 | 44
System version	6.0.7.5
Standard | Version	FCC 15.407, ISED RSS247 | NI
Method	NI
Description	FCC 15.407 Emission mask - WLAN5Gx n-HT20 mode U-NII-3
Information	

EUT Common Settings WLAN5Gx

Number of antenna ports	2
User Interaction	No
Device class U-NII-1 (FCC)	Client
Limit W52 japan	Standard
TPC supported	No
Vehicle use (ISED)	No

Equipment

Signal analyzer,Rohde&Schwarz,FSV-40,1307.9002K40/101042,3.71
Switch matrix,cetecom advanced GmbH,USM,B002,1.0.0

Test Parameter

Technology to test	WLAN5Gx n-HT20 mode
EUT port	EUT2
Temperature	nom
Voltage	nom
Frequency low to test	False | Freq [MHz] 5745
Frequency mid to test	True | Freq [MHz] 5785
Frequency high to test	False | Freq [MHz] 5825
Auto control enabled power supply | Climatic Box	No | No
Additional path loss [dB]	0
Full path type	EUT_SA_GEN_SIG
Full path name	EUT2.MP.SIG1/EUT2.SA/EUT2.GEN1/EUT2.GEN2/
Switch bits	00100010:00010001:00000000:00000001

Test at TX 5785 MHz

Number of antenna ports: 2

reduction of limit due to number of antenna ports [dB]: 3

RESULT: Reference power cond.

DESCRIPTION	LOWER LIMIT	UPPER LIMIT	MEASURED	UNIT	VERDICT
Ref. power 1MHz/1MHz cond.	---	---	2.77	dBm	INFO
Ref. frequency	---	---	5780.400	MHz	INFO

Antenna gain

Considered antenna gain [dBi]:	6.06 / max found in range 5625 to 5950 MHz

READ SA SETTINGS:

RefLevel [dBm] | RefLevelOffset [dB] | InpAtt [dB]	5.77 | 12.82 | 10
Start [MHz] | Stop [MHz]	5625.000 | 5950.000
RBW [MHz] | VBW [MHz]	1.000000 | 3.000000
Detector | TraceMode	POS | MAXH
Sweep: time [ms] | count | points per Section | type	1 | 2500 | 1001 | SWE

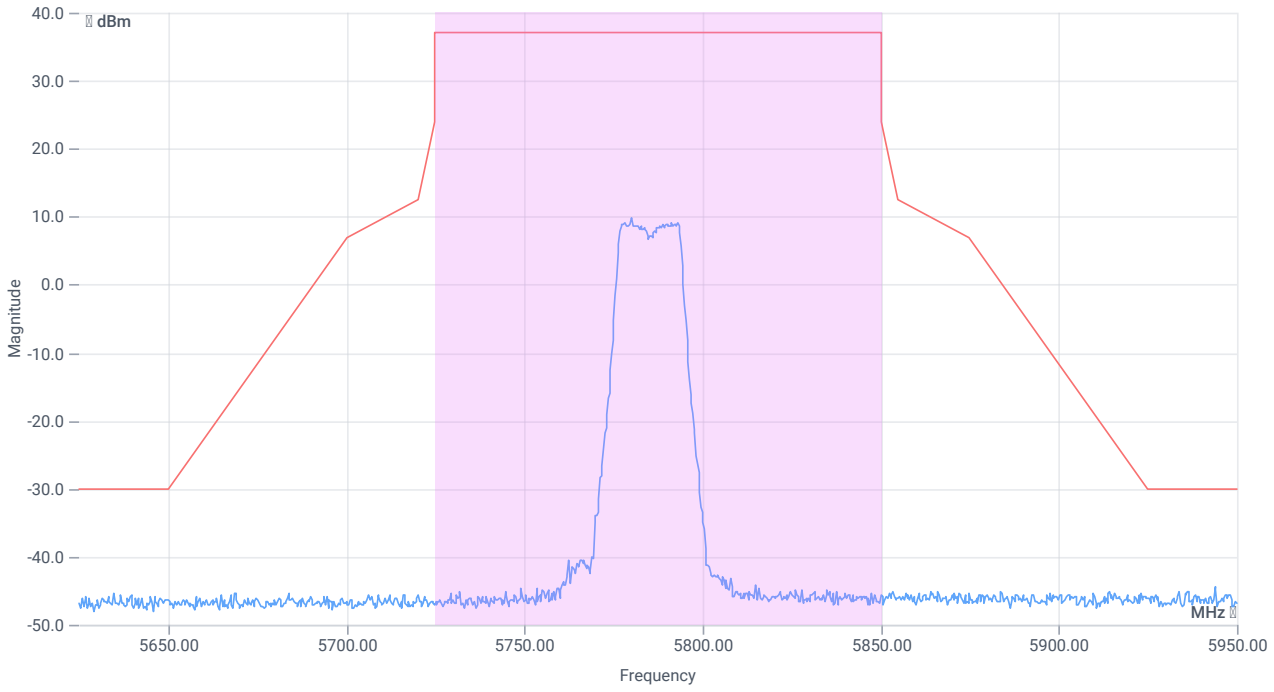

Emission Mask (e.i.r.p)

RESULT

DESCRIPTION	LOWER LIMIT	UPPER LIMIT	MEASURED	UNIT	VERDICT

Verdict
PASS

FCC 15.407, ISED RSS247 # Minimum emission bandwidth ~ WLAN5Gx n-HT20 mode U-NII-3

References

TC start	02.06.2026 08:03:39
Ambit temp (test rack) [°C] | humidity [rel%]	24.5 | 44
System version	6.0.7.5
Standard | Version	FCC 15.407, ISED RSS247 | NI
Method	KDB789033 D02, C.2.
Description	FCC 15.407 Min Emission Bandwidth - WLAN5Gx n-HT20 mode U-NII-3
Information	

EUT Common Settings WLAN5Gx

Number of antenna ports	2
User Interaction	No
Device class U-NII-1 (FCC)	Client
Limit W52 japan	Standard
TPC supported	No
Vehicle use (ISED)	No

Equipment

Signal analyzer,Rohde&Schwarz,FSV-40,1307.9002K40/101042,3.71
Switch matrix,cetecom advanced GmbH,USM,B002,1.0.0

Test Parameter

Technology to test	WLAN5Gx n-HT20 mode
EUT port	EUT2
Temperature	nom
Voltage	nom
Frequency low to test	False | Freq [MHz] 5745
Frequency mid to test	True | Freq [MHz] 5785
Frequency high to test	False | Freq [MHz] 5825
Auto control enabled power supply | Climatic Box	No | No
Additional path loss [dB]	0
Full path type	EUT_SA_GEN_SIG
Full path name	EUT2.MP.SIG1/EUT2.SA/EUT2.GEN1/EUT2.GEN2/
Switch bits	00100010:00010001:00000000:00000001

Test at TX 5785 MHz

RESULT: Reference power cond.

DESCRIPTION	LOWER LIMIT	UPPER LIMIT	MEASURED	UNIT	VERDICT
Ref. power 1MHz/1MHz cond.	---	---	2.53	dBm	INFO
Ref. frequency	---	---	5779.810	MHz	INFO

READ SA SETTINGS:

RefLevel [dBm] | RefLevelOffset [dB] | InpAtt [dB]	14.53 | 12.82 | 20
Start [MHz] | Stop [MHz]	5760.000 | 5810.000
RBW [MHz] | VBW [MHz]	0.100000 | 0.300000
Detector | TraceMode	POS | MAXH
Sweep: time [ms] | count | points per Section | type	2 | 1500 | 1001 | SWE

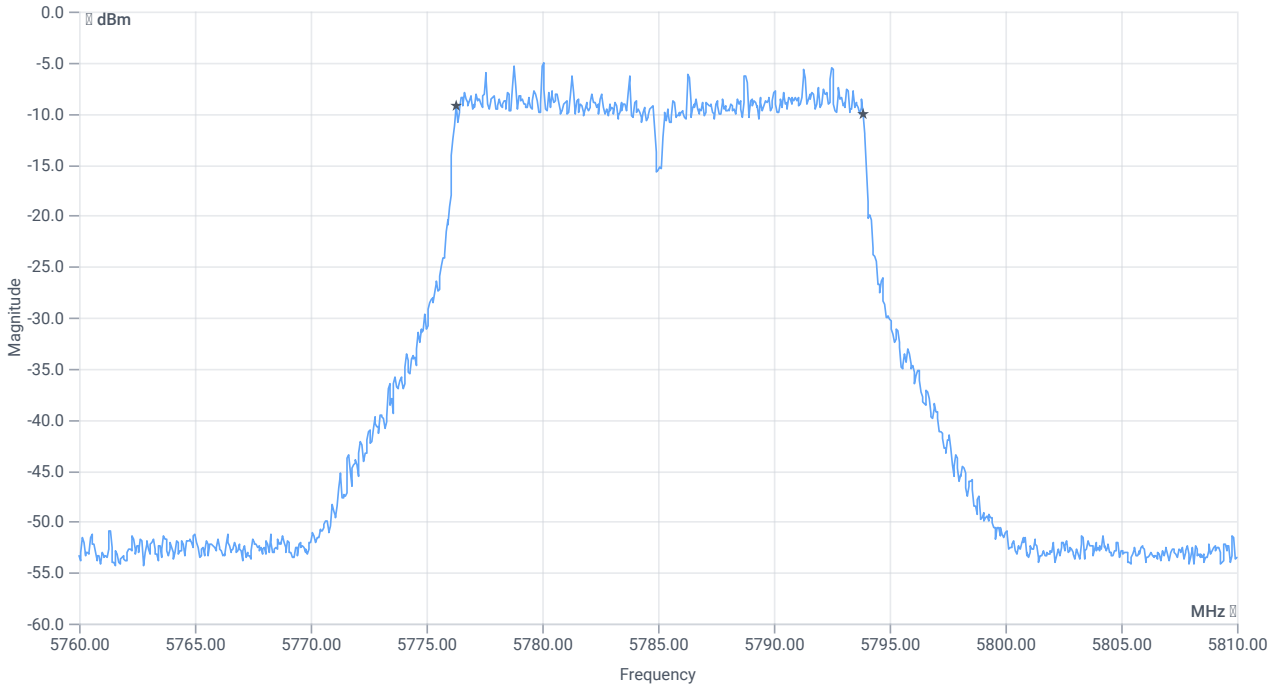

BW 6dB

RESULT

DESCRIPTION	LOWER LIMIT	UPPER LIMIT	MEASURED	UNIT	VERDICT
Bandwidth (6dB)	0.500	---	17.6	MHz	PASS

Verdict
PASS

FCC 15.407, ISED RSS247 # Bandwidths 99PCT and 26dB (UNII-3 20dB) ~ WLAN5Gx n-HT20 mode U-NII-3

References

TC start	02.06.2026 08:03:08
Ambit temp (test rack) [°C] | humidity [rel%]	24.5 | 44
System version	6.0.7.5
Standard | Version	FCC 15.407, ISED RSS247 | NI
Method	26dB Bandwidth KDB789033 D02, C.1 / ISED RSS-GEN
Description	FCC 15.407 Bandwidths - WLAN5Gx n-HT20 mode U-NII-3
Information	

EUT Common Settings WLAN5Gx

Number of antenna ports	2
User Interaction	No
Device class U-NII-1 (FCC)	Client
Limit W52 japan	Standard
TPC supported	No
Vehicle use (ISED)	No

Equipment

Signal analyzer,Rohde&Schwarz,FSV-40,1307.9002K40/101042,3.71
Switch matrix,cetecom advanced GmbH,USM,B002,1.0.0

Test Parameter

Technology to test	WLAN5Gx n-HT20 mode
EUT port	EUT2
Temperature	nom
Voltage	nom
Frequency low to test	False | Freq [MHz] 5745
Frequency mid to test	True | Freq [MHz] 5785
Frequency high to test	False | Freq [MHz] 5825
Auto control enabled power supply | Climatic Box	No | No
Additional path loss [dB]	0
Full path type	EUT_SA_GEN_SIG
Full path name	EUT2.MP.SIG1/EUT2.SA/EUT2.GEN1/EUT2.GEN2/
Switch bits	00100010:00010001:00000000:00000001

Test at TX 5785 MHz

RESULT: Reference power cond.

DESCRIPTION	LOWER LIMIT	UPPER LIMIT	MEASURED	UNIT	VERDICT
Ref. power 1MHz/1MHz cond.	---	---	3.04	dBm	INFO
Ref. frequency	---	---	5792.390	MHz	INFO

READ SA SETTINGS:

RefLevel [dBm] | RefLevelOffset [dB] | InpAtt [dB]	11.04 | 12.82 | 15
Start [MHz] | Stop [MHz]	5760.000 | 5810.000
RBW [MHz] | VBW [MHz]	0.300000 | 1.000000
Detector | TraceMode	POS | MAXH
Sweep: time [ms] | count | points per Section | type	1 | 2500 | 1001 | SWE

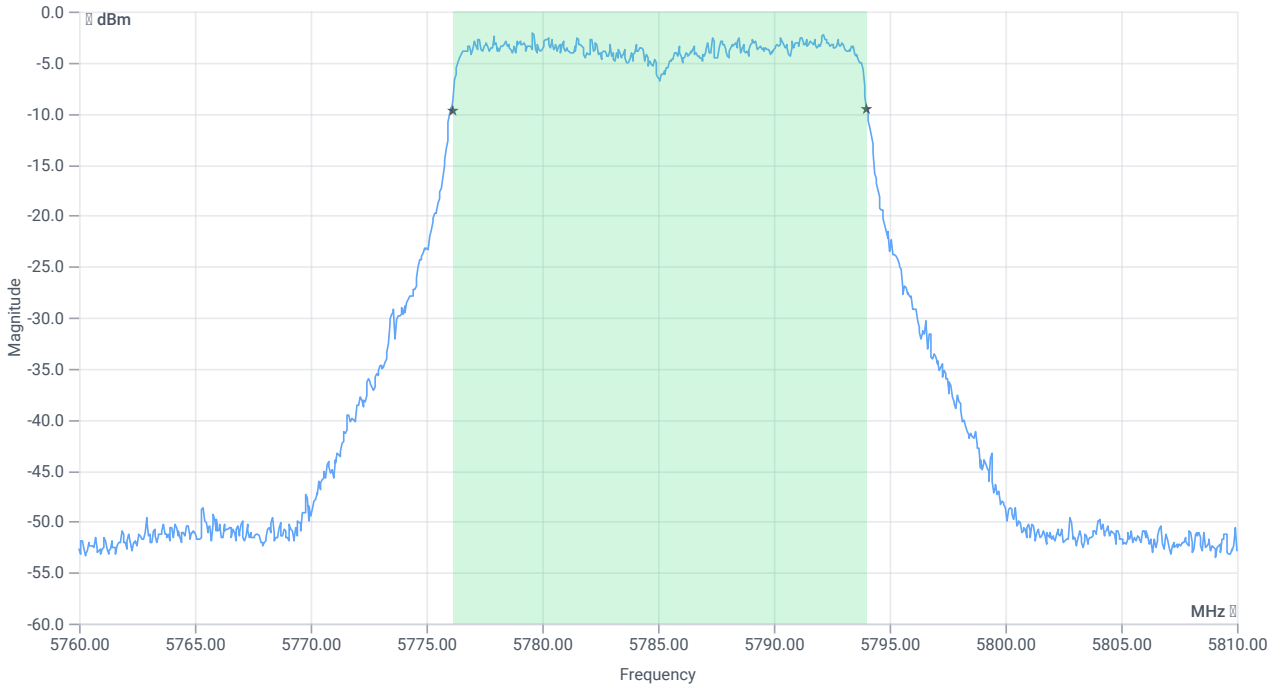

BW 99PCT

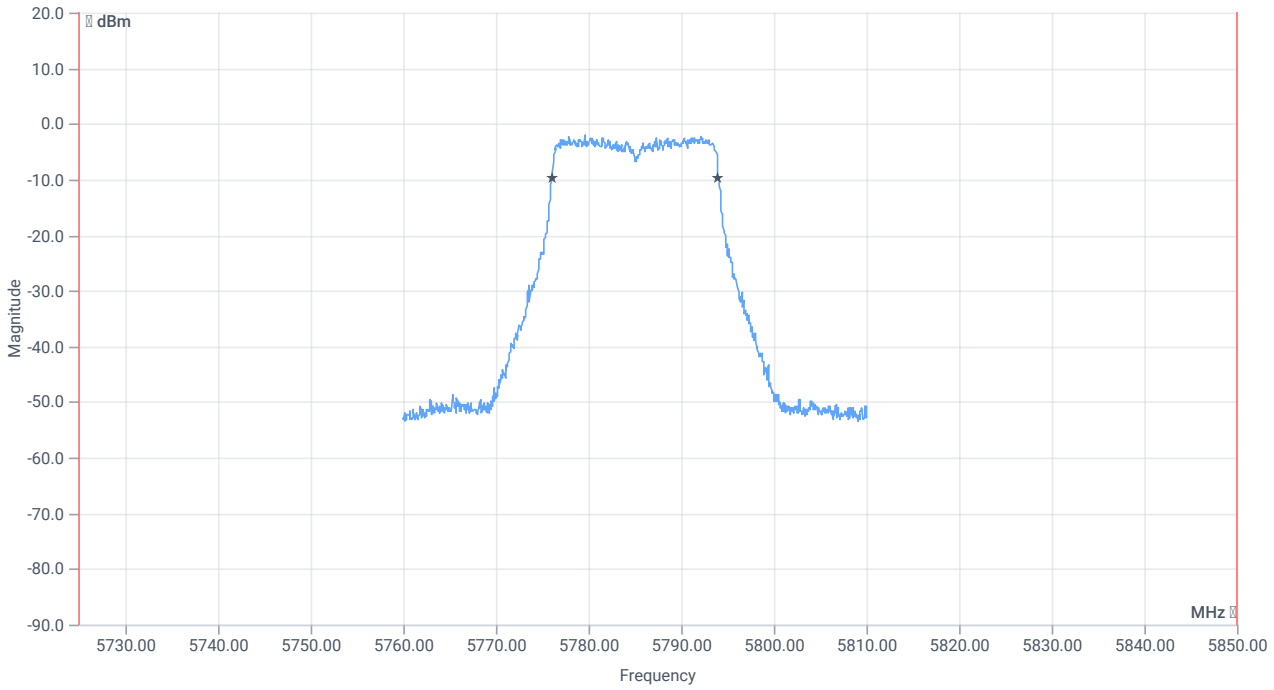

BW within band 99PCT

RESULT

DESCRIPTION	LOWER LIMIT	UPPER LIMIT	MEASURED	UNIT	VERDICT
Bandwidth 99%	---	---	17.882	MHz	INFO
T1 99%	5725.000000	---	5776.1089	MHz	PASS
T2 99%	---	5850.000000	5793.9910	MHz	PASS since U-NII-4 is supported

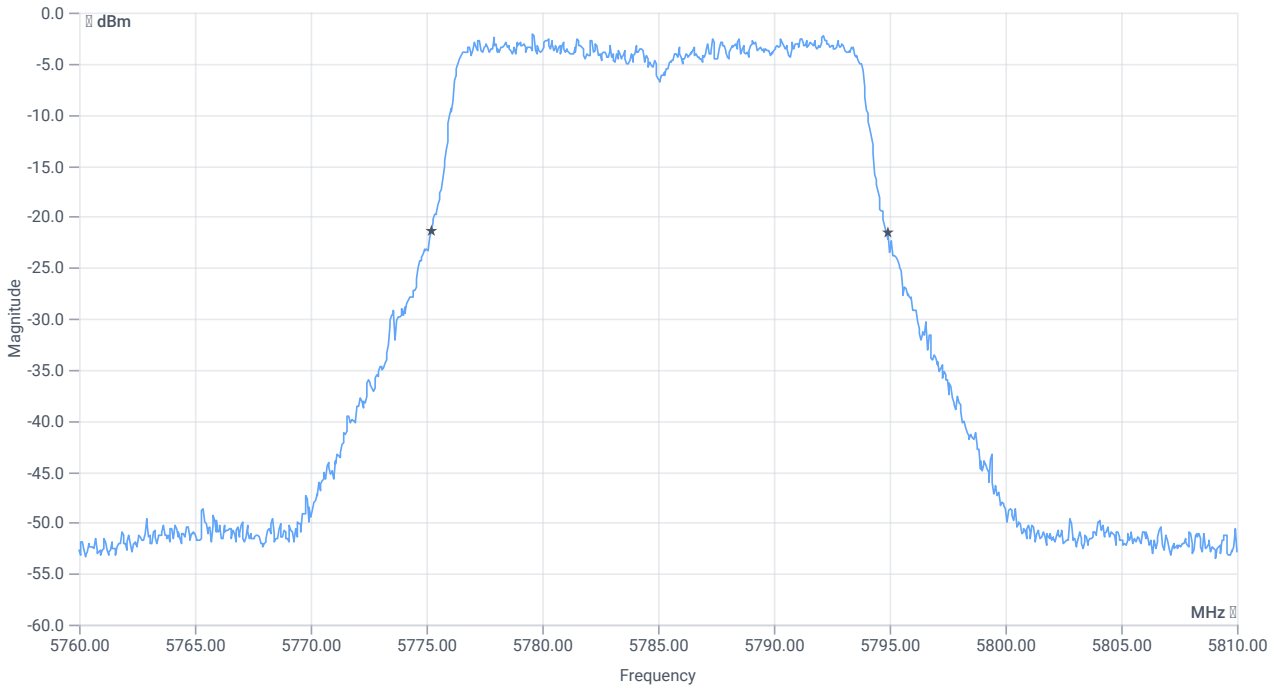

BW 20dB

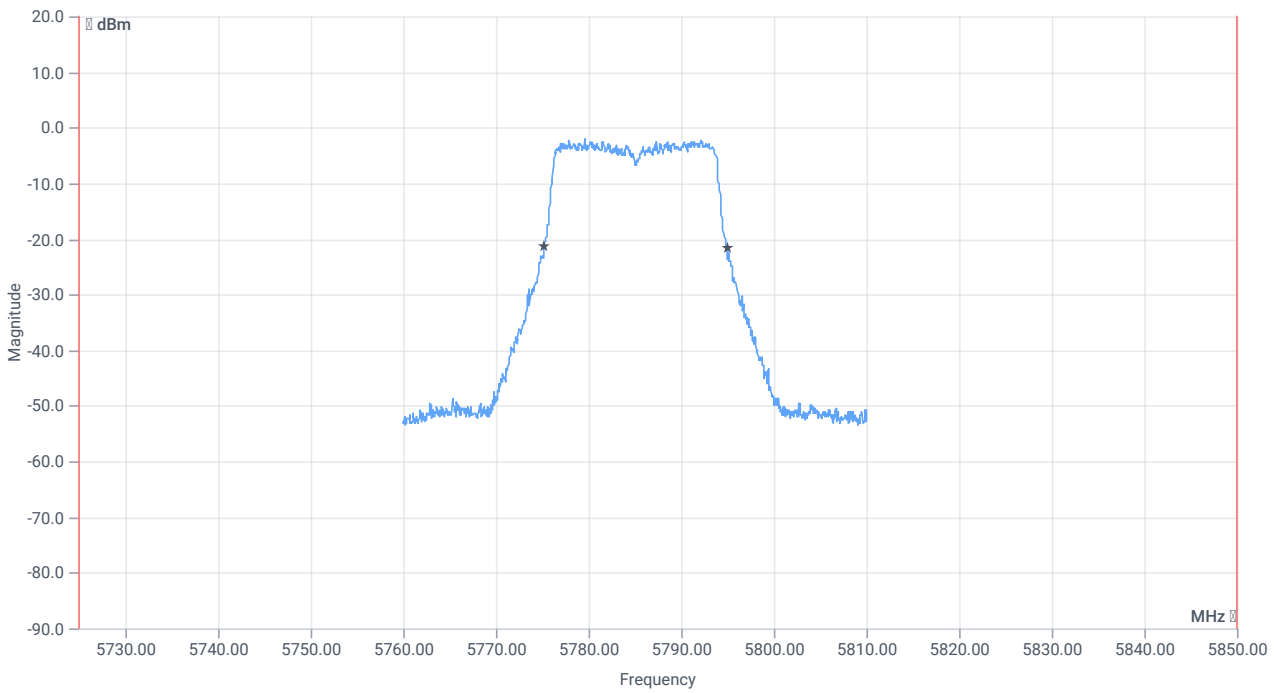

BW within band 20dB

RESULT

DESCRIPTION	LOWER LIMIT	UPPER LIMIT	MEASURED	UNIT	VERDICT
Bandwidth 20dB	---	---	19.75	MHz	INFO
T1 20dB	5725.000000	---	5775.2000	MHz	PASS

RESULT

DESCRIPTION	LOWER LIMIT	UPPER LIMIT	MEASURED	UNIT	VERDICT
T2 20dB	---	5850.000000	5794.9500	MHz	PASS since U-NII-4 is supported

Verdict
PASS

ISED RSS247 # Max output power and psd ~ WLAN5Gx n-HT20 mode U-NII-3

References

TC start	02.06.2026 08:00:30
Ambit temp (test rack) [°C] | humidity [rel%]	24.5 | 44
System version	6.0.7.5
Standard | Version	ISED RSS247 | NI
Method	
Description	ISED Max Output Power & PSD - WLAN5Gx n-HT20 mode U-NII-3
Information	

EUT Common Settings WLAN5Gx

Number of antenna ports	2
User Interaction	No
Device class U-NII-1 (FCC)	Client
Limit W52 japan	Standard
TPC supported	No
Vehicle use (ISED)	No

Equipment

Signal analyzer,Rohde&Schwarz,FSV-40,1307.9002K40/101042,3.71
Switch matrix,cetecom advanced GmbH,USM,B002,1.0.0

Test Parameter

Technology to test	WLAN5Gx n-HT20 mode
EUT port	EUT2
Temperature	nom
Voltage	nom
Frequency low to test	False | Freq [MHz] 5745
Frequency mid to test	True | Freq [MHz] 5785
Frequency high to test	False | Freq [MHz] 5825
Auto control enabled power supply | Climatic Box	No | No
Additional path loss [dB]	0
Full path type	EUT_SA_GEN_SIG
Full path name	EUT2.MP.SIG1/EUT2.SA/EUT2.GEN1/EUT2.GEN2/
Switch bits	00100010:00010001:00000000:00000001

Test at TX 5785 MHz

RESULT: Reference power cond.

DESCRIPTION	LOWER LIMIT	UPPER LIMIT	MEASURED	UNIT	VERDICT
Ref. power 1MHz/1MHz cond.	---	---	2.09	dBm	INFO
Ref. frequency	---	---	5781.000	MHz	INFO

Evaluation max. duty cycle

Duty cycle evaluation

DESCRIPTION	LOWER LIMIT	UPPER LIMIT	MEASURED	UNIT	VERDICT
Duty cycle min	---	---	0	dB	DC > 98% defined

Evaluation bandwidth

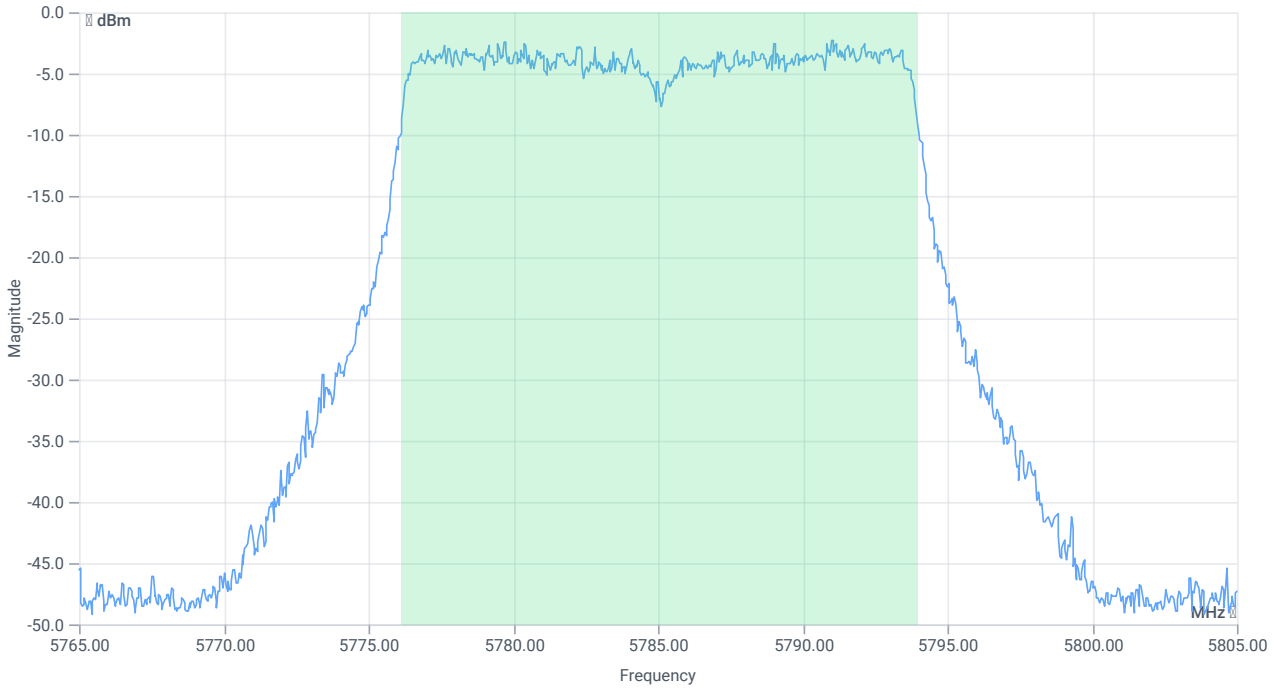

BW 99PCT

RESULT

DESCRIPTION	LOWER LIMIT	UPPER LIMIT	MEASURED	UNIT	VERDICT
Bandwidth 99%	---	---	17.822	MHz	INFO
T1 99%	---	---	5776.1289	MHz	INFO
T2 99%	---	---	5793.9510	MHz	INFO

Maximum Output Power

Antenna gain

Considered antenna gain [dBi]:	5.8 @ 5785 MHz

READ SA SETTINGS:

RefLevel [dBm] | RefLevelOffset [dB] | InpAtt [dB]	14.09 | 12.82 | 20
Start [MHz] | Stop [MHz]	5765.000 | 5805.000
RBW [MHz] | VBW [MHz]	1.000000 | 3.000000
Detector | TraceMode	RMS | MAXH
Sweep: time [ms] | count | points per Section | type	59600 | 1 | 161 | SWE

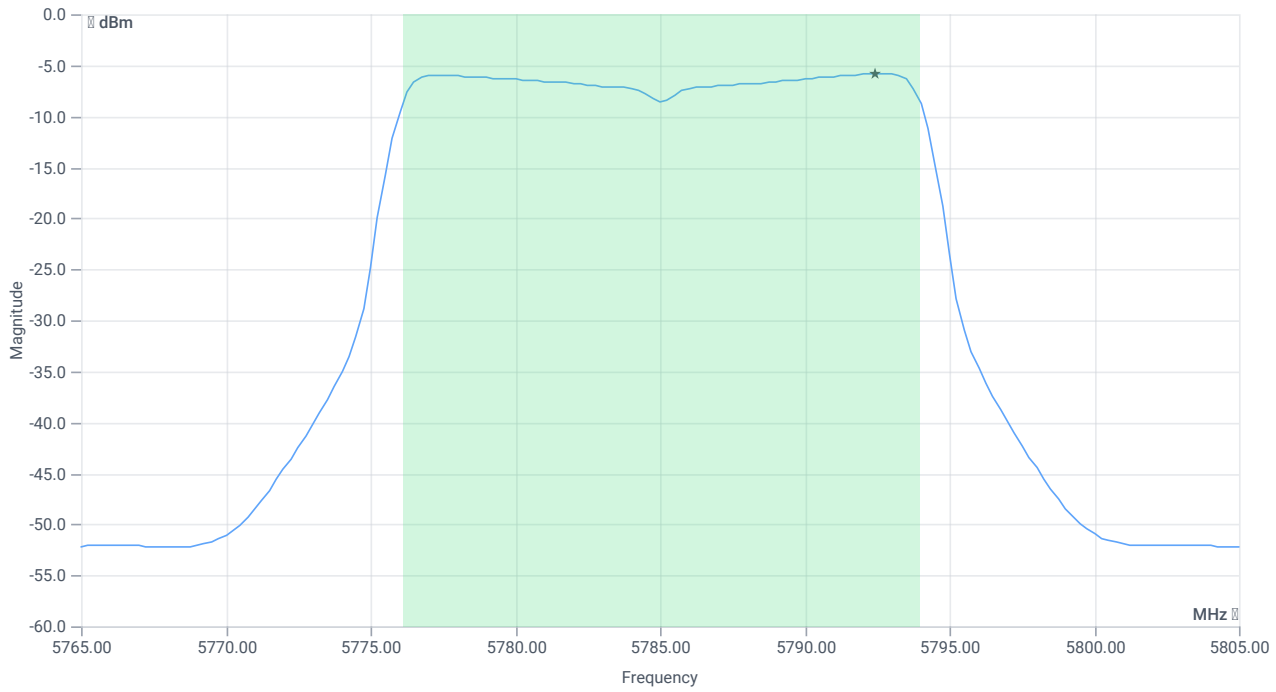

Max OP and PSD (without antenna gain)

RESULT

DESCRIPTION	LOWER LIMIT	UPPER LIMIT	MEASURED	UNIT	VERDICT
Max output power cond	---	---	5.59	dBm	INFO
Duty cycle correction	---	---	0	dB	INFO
LIMIT absolute cond					
Max output power DC corrected cond	---	30	5.59	dBm	PASS
Antenna gain applied			5.8	dBi	INFO
LIMIT absolute eirp (RSS-247 §6.2.4)					
Max output power DC corrected eirp	---	36	11.39	dBm	PASS

READ SA SETTINGS:

RefLevel [dBm] | RefLevelOffset [dB] | InpAtt [dB]	14.09 | 12.82 | 20
Start [MHz] | Stop [MHz]	5765.000 | 5805.000
RBW [MHz] | VBW [MHz]	0.500000 | 3.000000
Detector | TraceMode	RMS | MAXH
Sweep: time [ms] | count | points per Section | type	59600 | 1 | 161 | SWE

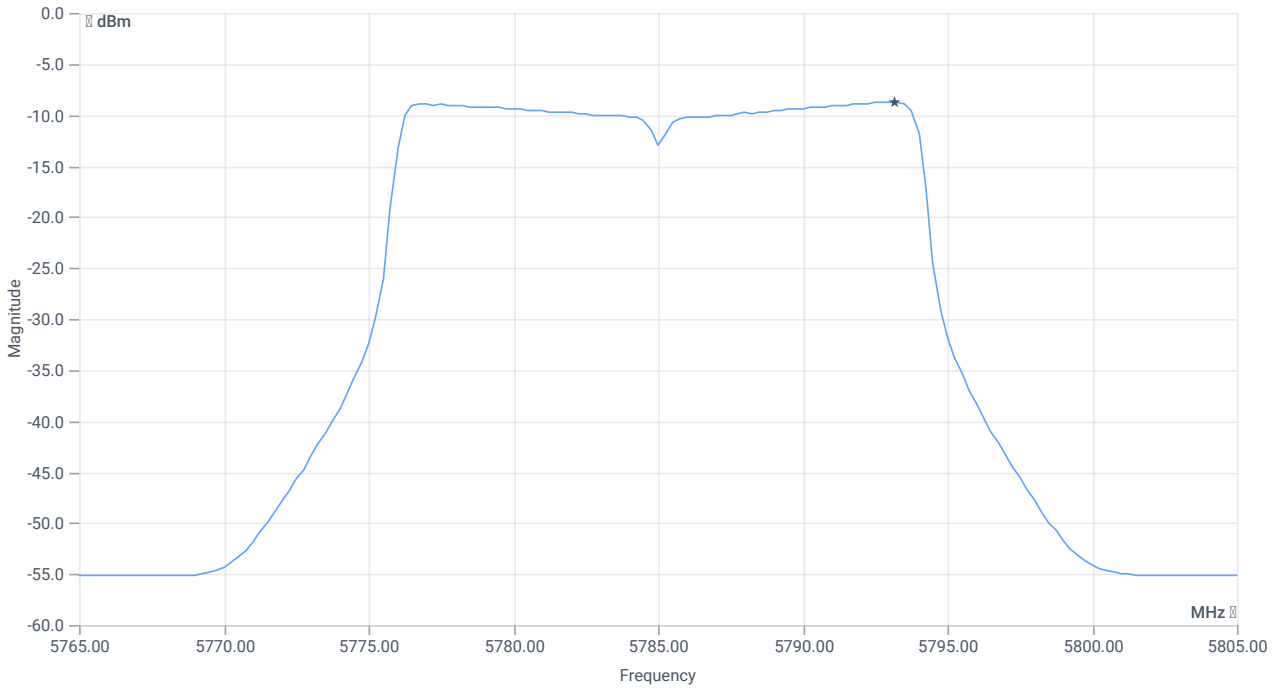

PSD UNII-3

RESULT

DESCRIPTION	LOWER LIMIT	UPPER LIMIT	MEASURED	UNIT	VERDICT
Power spectral density cond	---		-8.74	dBm/0.5MHz	INFO
Power spectral density DC corrected cond	---	30	-8.74	dBm/0.5MHz	PASS

Verdict
PASS

FCC 15.407 # Max output power and psd ~ WLAN5Gx n-HT20 mode U-NII-3

References

TC start	02.06.2026 07:57:53
Ambit temp (test rack) [°C] | humidity [rel%]	24.4 | 44
System version	6.0.7.5
Standard | Version	FCC 15.407 | NI
Method	KDB789033 D02, F., E.2.e.
Description	FCC 15.407 Max Output Power & PSD - WLAN5Gx n-HT20 mode U-NII-3
Information	

EUT Common Settings WLAN5Gx

Number of antenna ports	2
User Interaction	No
Device class U-NII-1 (FCC)	Client
Limit W52 japan	Standard
TPC supported	No
Vehicle use (ISED)	No

Equipment

Signal analyzer,Rohde&Schwarz,FSV-40,1307.9002K40/101042,3.71
Switch matrix,cetecom advanced GmbH,USM,B002,1.0.0

Test Parameter

Technology to test	WLAN5Gx n-HT20 mode
EUT port	EUT2
Temperature	nom
Voltage	nom
Frequency low to test	False | Freq [MHz] 5745
Frequency mid to test	True | Freq [MHz] 5785
Frequency high to test	False | Freq [MHz] 5825
Auto control enabled power supply | Climatic Box	No | No
Additional path loss [dB]	0
Full path type	EUT_SA_GEN_SIG
Full path name	EUT2.MP.SIG1/EUT2.SA/EUT2.GEN1/EUT2.GEN2/
Switch bits	00100010:00010001:00000000:00000001

Test at TX 5785 MHz

RESULT: Reference power cond.

DESCRIPTION	LOWER LIMIT	UPPER LIMIT	MEASURED	UNIT	VERDICT
Ref. power 1MHz/1MHz cond.	---	---	2.34	dBm	INFO
Ref. frequency	---	---	5789.800	MHz	INFO

Evaluation max. duty cycle

Duty cycle evaluation

DESCRIPTION	LOWER LIMIT	UPPER LIMIT	MEASURED	UNIT	VERDICT
Duty cycle min	---	---	0	dB	DC > 98% defined

Evaluation bandwidth

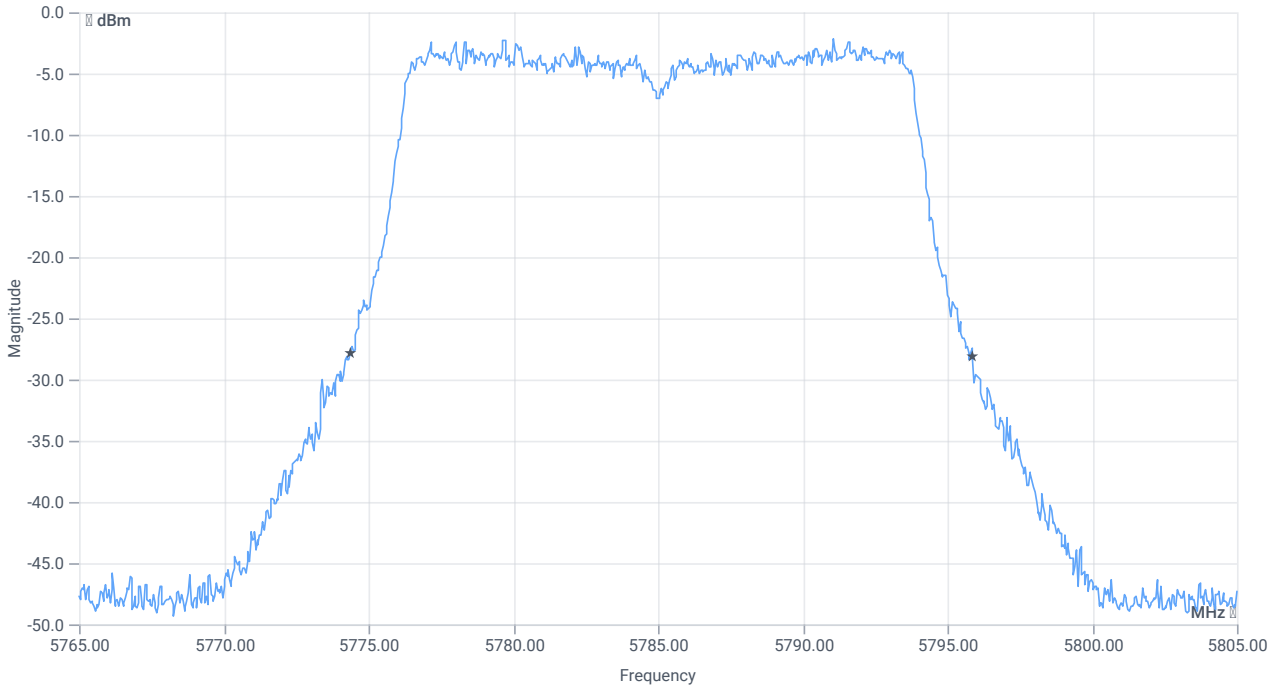

BW 26dB

RESULT

DESCRIPTION	LOWER LIMIT	UPPER LIMIT	MEASURED	UNIT	VERDICT
Bandwidth 26dB	---	---	21.52	MHz	INFO
T1 26dB	---	---	5774.3600	MHz	INFO
T2 26dB	---	---	5795.8800	MHz	INFO

Maximum Output Power

READ SA SETTINGS:

RefLevel [dBm] | RefLevelOffset [dB] | InpAtt [dB]	14.34 | 12.82 | 20
Start [MHz] | Stop [MHz]	5765.000 | 5805.000
RBW [MHz] | VBW [MHz]	1.000000 | 3.000000
Detector | TraceMode	RMS | MAXH
Sweep: time [ms] | count | points per Section | type	59600 | 1 | 161 | SWE

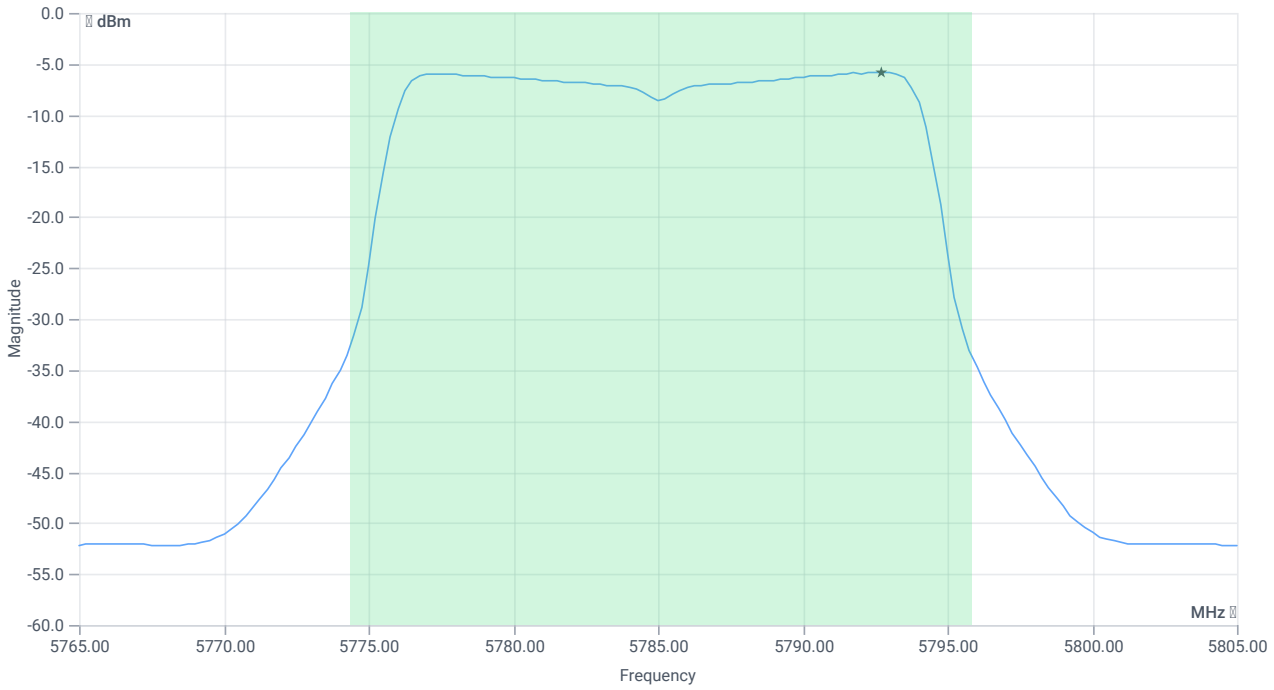

Max OP and PSD

RESULT

CONDUCTED LIMITS FOR MAX ANTENNA GAIN OF 6 D BI					
Description	Lower Limit	Upper Limit	Measured	Unit	Verdict
Max output power cond	---	---	5.71	dBm	INFO
Duty cycle correction	---	---	0	dB	INFO
LIMIT absolute:					
Max output power DC corrected cond	---	30	5.71	dBm	PASS
LIMIT: 11 dBm + 10 log 21.52					
Max output power DC corrected cond	---	24.33	5.71	dBm	na

Power Spectral Density U-NII-3

READ SA SETTINGS:

RefLevel [dBm] | RefLevelOffset [dB] | InpAtt [dB]	14.34 | 12.82 | 20

READ SA SETTINGS:

Start [MHz] | Stop [MHz]	5765.000 | 5805.000
RBW [MHz] | VBW [MHz]	0.500000 | 3.000000
Detector | TraceMode	RMS | MAXH
Sweep: time [ms] | count | points per Section | type	59600 | 1 | 161 | SWE

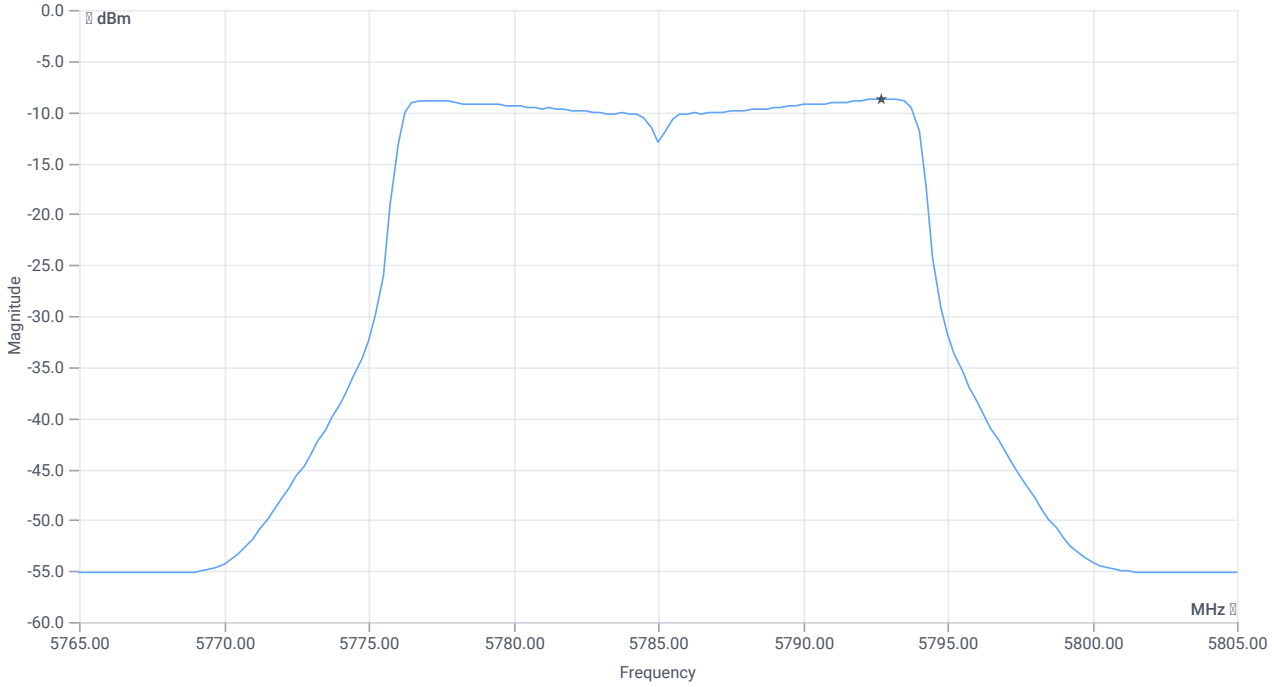

PSD UNII-3

RESULT

CONDUCTED LIMITS FOR MAX ANTENNA GAIN OF 6 D BI					
Description	Lower Limit	Upper Limit	Measured	Unit	Verdict
Power spectral density cond	---	---	-8.76	dBm/0.5MHz	INFO
Duty cycle correction	---	---	0	dB	INFO
Power spectral density DC corrected cond	---	30	-8.76	dBm/0.5MHz	PASS

Verdict
PASS

NA # Peak output power 3MHz/3MHz ~ WLAN5Gx n-HT20 mode U-NII-3

References

TC start	02.06.2026 07:57:27
Ambit temp (test rack) [°C] | humidity [rel%]	24.4 | 44
System version	6.0.7.5
Standard | Version	NA | NI
Method	
Description	Peak OP 3MHz/3MHz - WLAN5Gx n-HT20 mode U-NII-3
Information	

EUT Common Settings WLAN5Gx

Number of antenna ports	2
User Interaction	No
Device class U-NII-1 (FCC)	Client
Limit W52 japan	Standard
TPC supported	No
Vehicle use (ISED)	No

Equipment

Signal analyzer,Rohde&Schwarz,FSV-40,1307.9002K40/101042,3.71
Switch matrix,cetecom advanced GmbH,USM,B002,1.0.0

Test Parameter

Technology to test	WLAN5Gx n-HT20 mode
EUT port	EUT2
Temperature	nom
Voltage	nom
Frequency low to test	False | Freq [MHz] 5745
Frequency mid to test	True | Freq [MHz] 5785
Frequency high to test	False | Freq [MHz] 5825
Auto control enabled power supply | Climatic Box	No | No
Additional path loss [dB]	0
Full path type	EUT_SA_GEN_SIG
Full path name	EUT2.MP.SIG1/EUT2.SA/EUT2.GEN1/EUT2.GEN2/
Switch bits	00100010:00010001:00000000:00000001

Test at TX 5785 MHz

RESULT: Reference power cond.

DESCRIPTION	LOWER LIMIT	UPPER LIMIT	MEASURED	UNIT	VERDICT
Ref. power 1MHz/1MHz cond.	---	---	2.47	dBm	INFO
Ref. frequency	---	---	5777.210	MHz	INFO

READ SA SETTINGS:

RefLevel [dBm] | RefLevelOffset [dB] | InpAtt [dB]	14.47 | 12.82 | 20
Start [MHz] | Stop [MHz]	5760.000 | 5810.000
RBW [MHz] | VBW [MHz]	3.000000 | 3.000000
Detector | TraceMode	POS | MAXH
Sweep: time [ms] | count | points per Section | type	300 | 20 | 1001 | SWE

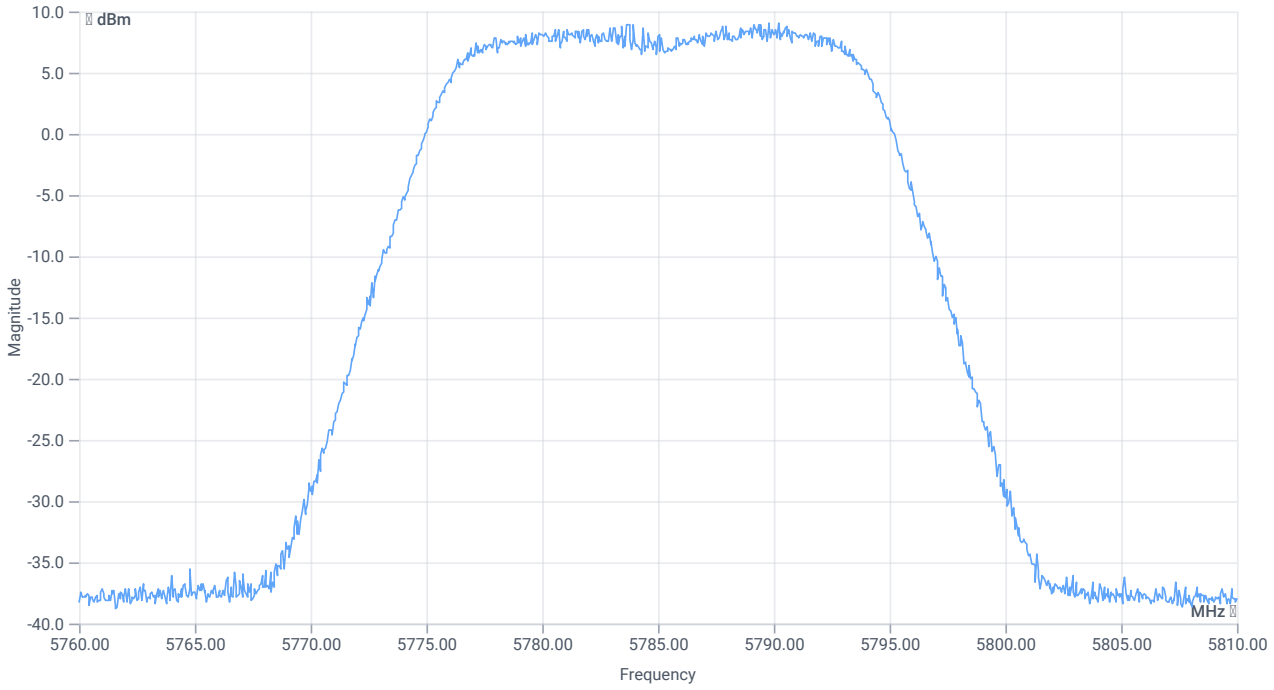

Peak output power

RESULT

DESCRIPTION	LOWER LIMIT	UPPER LIMIT	MEASURED	UNIT	VERDICT
Peak Power	---	---	9.07	dBm	INFO
Peak Power	---	---	8.07235	mW	INFO
Frequency at Peak	---	---	5789.795	MHz	INFO

Verdict
PASS

NA # Message with SA scan ~

References

TC start	02.06.2026 07:55:58
Ambit temp (test rack) [°C] | humidity [rel%]	24.4 | 44
System version	6.0.7.5
Standard | Version	NA | NI
Method	
Description	Message with SA Scan n_HT20_U_NII_3
Information	

Equipment

Signal analyzer,Rohde&Schwarz,FSV-40,1307.9002K40/101042,3.71
Switch matrix,cetecom advanced GmbH,USM,B002,1.0.0

Test Parameter

Full path type	EUT_SA_GEN_SIG
Full path name	EUT2.MP.SIG1/EUT2.SA/EUT2.GEN1/EUT2.GEN2/
Switch bits	00100010:00010001:00000000:00000001
Message start	02.06.2026 07:56:01
Message	set WLAN5Gx to n_HT20_U_NII_3, Frequency [MHz] 5785 , Information:

Verdict
INFO

FCC 15.407, ISED RSS247 # Emission mask (eirp) ~ WLAN5Gx n-HT20 mode U-NII-3

References

TC start	02.06.2026 07:55:19
Ambit temp (test rack) [°C] | humidity [rel%]	24.4 | 44
System version	6.0.7.5
Standard | Version	FCC 15.407, ISED RSS247 | NI
Method	NI
Description	FCC 15.407 Emission mask - WLAN5Gx n-HT20 mode U-NII-3
Information	

EUT Common Settings WLAN5Gx

Number of antenna ports	2
User Interaction	No
Device class U-NII-1 (FCC)	Client
Limit W52 japan	Standard
TPC supported	No
Vehicle use (ISED)	No

Equipment

Signal analyzer,Rohde&Schwarz,FSV-40,1307.9002K40/101042,3.71
Switch matrix,cetecom advanced GmbH,USM,B002,1.0.0

Test Parameter

Technology to test	WLAN5Gx n-HT20 mode
EUT port	EUT2
Temperature	nom
Voltage	nom
Frequency low to test	True | Freq [MHz] 5745
Frequency mid to test	False | Freq [MHz] 5785
Frequency high to test	False | Freq [MHz] 5825
Auto control enabled power supply | Climatic Box	No | No
Additional path loss [dB]	0
Full path type	EUT_SA_GEN_SIG
Full path name	EUT2.MP.SIG1/EUT2.SA/EUT2.GEN1/EUT2.GEN2/
Switch bits	00100010:00010001:00000000:00000001

Test at TX 5745 MHz

Number of antenna ports: 2

reduction of limit due to number of antenna ports [dB]: 3

RESULT: Reference power cond.

DESCRIPTION	LOWER LIMIT	UPPER LIMIT	MEASURED	UNIT	VERDICT
Ref. power 1MHz/1MHz cond.	---	---	2.83	dBm	INFO
Ref. frequency	---	---	5749.200	MHz	INFO

Antenna gain

Considered antenna gain [dBi]:	6.06 / max found in range 5625 to 5950 MHz

READ SA SETTINGS:

RefLevel [dBm] | RefLevelOffset [dB] | InpAtt [dB]	5.83 | 12.69 | 10
Start [MHz] | Stop [MHz]	5625.000 | 5950.000
RBW [MHz] | VBW [MHz]	1.000000 | 3.000000
Detector | TraceMode	POS | MAXH
Sweep: time [ms] | count | points per Section | type	1 | 2500 | 1001 | SWE

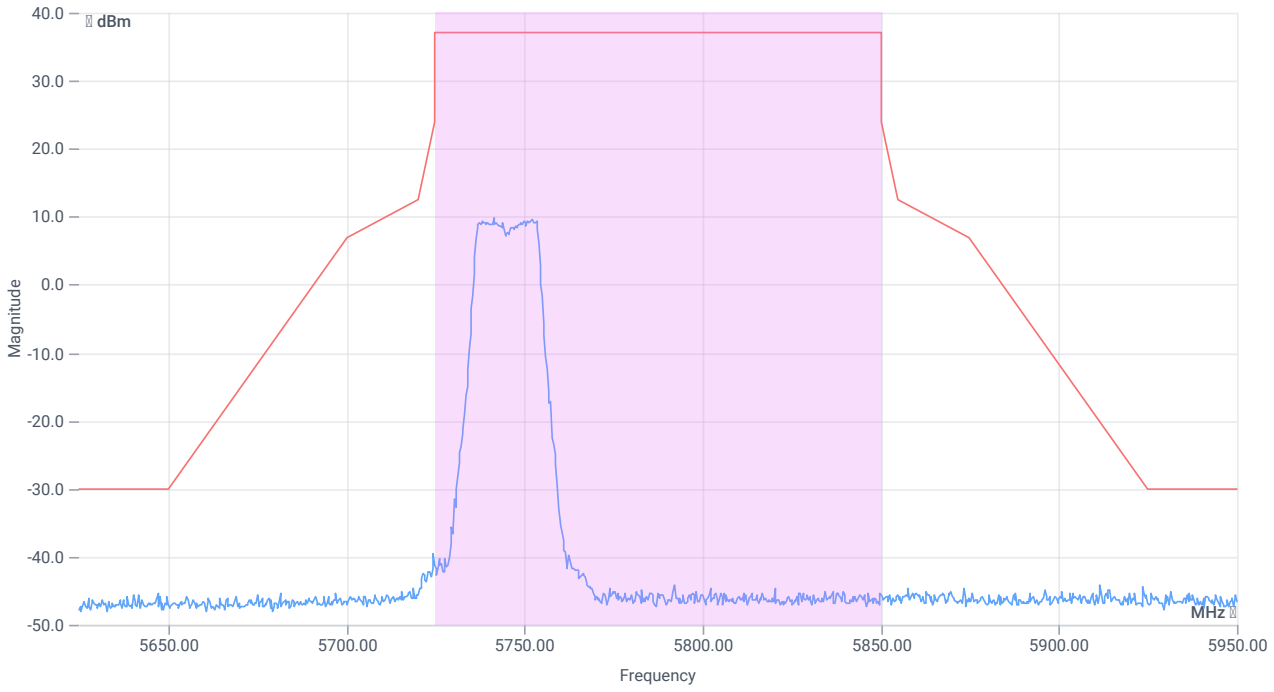

Emission Mask (e.i.r.p)

RESULT

DESCRIPTION	LOWER LIMIT	UPPER LIMIT	MEASURED	UNIT	VERDICT

Verdict
PASS

FCC 15.407, ISED RSS247 # Minimum emission bandwidth ~ WLAN5Gx n-HT20 mode U-NII-3

References

TC start	02.06.2026 07:54:36
Ambit temp (test rack) [°C] | humidity [rel%]	24.4 | 44
System version	6.0.7.5
Standard | Version	FCC 15.407, ISED RSS247 | NI
Method	KDB789033 D02, C.2.
Description	FCC 15.407 Min Emission Bandwidth - WLAN5Gx n-HT20 mode U-NII-3
Information	

EUT Common Settings WLAN5Gx

Number of antenna ports	2
User Interaction	No
Device class U-NII-1 (FCC)	Client
Limit W52 japan	Standard
TPC supported	No
Vehicle use (ISED)	No

Equipment

Signal analyzer,Rohde&Schwarz,FSV-40,1307.9002K40/101042,3.71
Switch matrix,cetecom advanced GmbH,USM,B002,1.0.0

Test Parameter

Technology to test	WLAN5Gx n-HT20 mode
EUT port	EUT2
Temperature	nom
Voltage	nom
Frequency low to test	True | Freq [MHz] 5745
Frequency mid to test	False | Freq [MHz] 5785
Frequency high to test	False | Freq [MHz] 5825
Auto control enabled power supply | Climatic Box	No | No
Additional path loss [dB]	0
Full path type	EUT_SA_GEN_SIG
Full path name	EUT2.MP.SIG1/EUT2.SA/EUT2.GEN1/EUT2.GEN2/
Switch bits	00100010:00010001:00000000:00000001

Test at TX 5745 MHz

RESULT: Reference power cond.

DESCRIPTION	LOWER LIMIT	UPPER LIMIT	MEASURED	UNIT	VERDICT
Ref. power 1MHz/1MHz cond.	---	---	2.55	dBm	INFO
Ref. frequency	---	---	5750.000	MHz	INFO

READ SA SETTINGS:

RefLevel [dBm] | RefLevelOffset [dB] | InpAtt [dB]	14.55 | 12.69 | 20
Start [MHz] | Stop [MHz]	5720.000 | 5770.000
RBW [MHz] | VBW [MHz]	0.100000 | 0.300000
Detector | TraceMode	POS | MAXH
Sweep: time [ms] | count | points per Section | type	2 | 1500 | 1001 | SWE

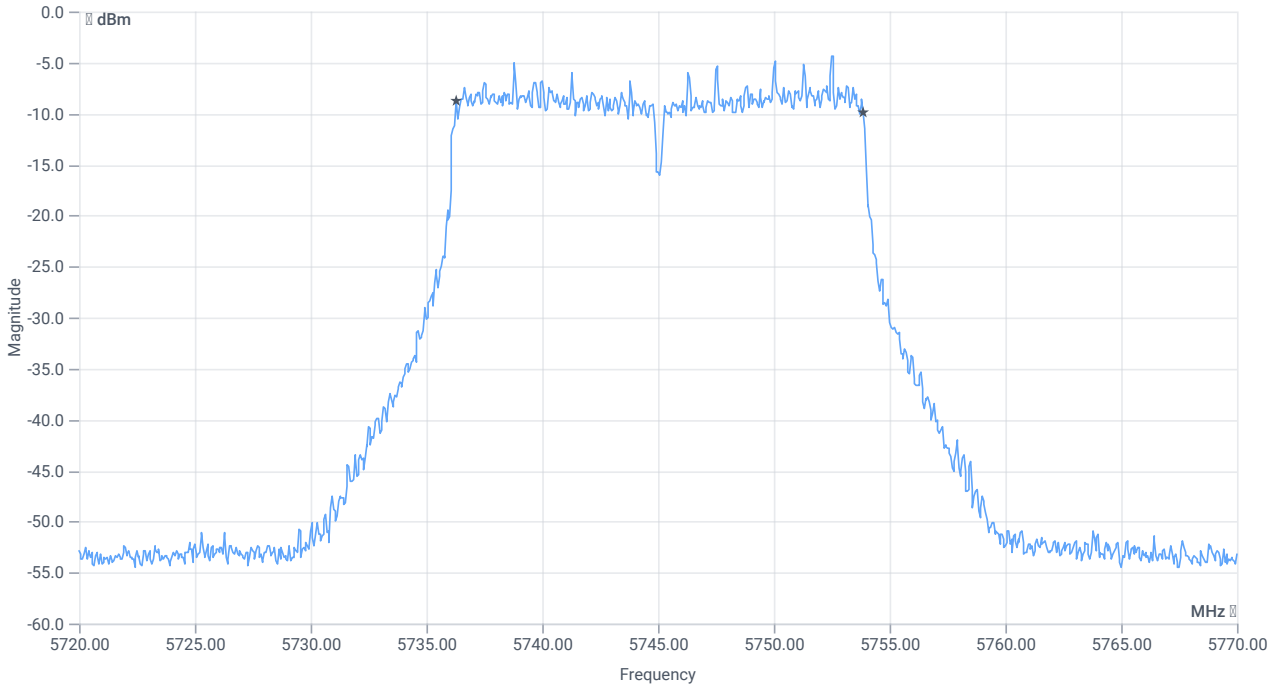

BW 6dB

RESULT

DESCRIPTION	LOWER LIMIT	UPPER LIMIT	MEASURED	UNIT	VERDICT
Bandwidth (6dB)	0.500	---	17.6	MHz	PASS

Verdict
PASS

FCC 15.407, ISED RSS247 # Bandwidths 99PCT and 26dB (UNII-3 20dB) ~ WLAN5Gx n-HT20 mode U-NII-3

References

TC start	02.06.2026 07:54:05
Ambit temp (test rack) [°C] | humidity [rel%]	24.4 | 44
System version	6.0.7.5
Standard | Version	FCC 15.407, ISED RSS247 | NI
Method	26dB Bandwidth KDB789033 D02, C.1 / ISED RSS-GEN
Description	FCC 15.407 Bandwidths - WLAN5Gx n-HT20 mode U-NII-3
Information	

EUT Common Settings WLAN5Gx

Number of antenna ports	2
User Interaction	No
Device class U-NII-1 (FCC)	Client
Limit W52 japan	Standard
TPC supported	No
Vehicle use (ISED)	No

Equipment

Signal analyzer,Rohde&Schwarz,FSV-40,1307.9002K40/101042,3.71
Switch matrix,cetecom advanced GmbH,USM,B002,1.0.0

Test Parameter

Technology to test	WLAN5Gx n-HT20 mode
EUT port	EUT2
Temperature	nom
Voltage	nom
Frequency low to test	True | Freq [MHz] 5745
Frequency mid to test	False | Freq [MHz] 5785
Frequency high to test	False | Freq [MHz] 5825
Auto control enabled power supply | Climatic Box	No | No
Additional path loss [dB]	0
Full path type	EUT_SA_GEN_SIG
Full path name	EUT2.MP.SIG1/EUT2.SA/EUT2.GEN1/EUT2.GEN2/
Switch bits	00100010:00010001:00000000:00000001

Test at TX 5745 MHz

RESULT: Reference power cond.

DESCRIPTION	LOWER LIMIT	UPPER LIMIT	MEASURED	UNIT	VERDICT
Ref. power 1MHz/1MHz cond.	---	---	2.63	dBm	INFO
Ref. frequency	---	---	5737.810	MHz	INFO

READ SA SETTINGS:

RefLevel [dBm] | RefLevelOffset [dB] | InpAtt [dB]	10.63 | 12.69 | 15
Start [MHz] | Stop [MHz]	5720.000 | 5770.000
RBW [MHz] | VBW [MHz]	0.300000 | 1.000000
Detector | TraceMode	POS | MAXH
Sweep: time [ms] | count | points per Section | type	1 | 2500 | 1001 | SWE

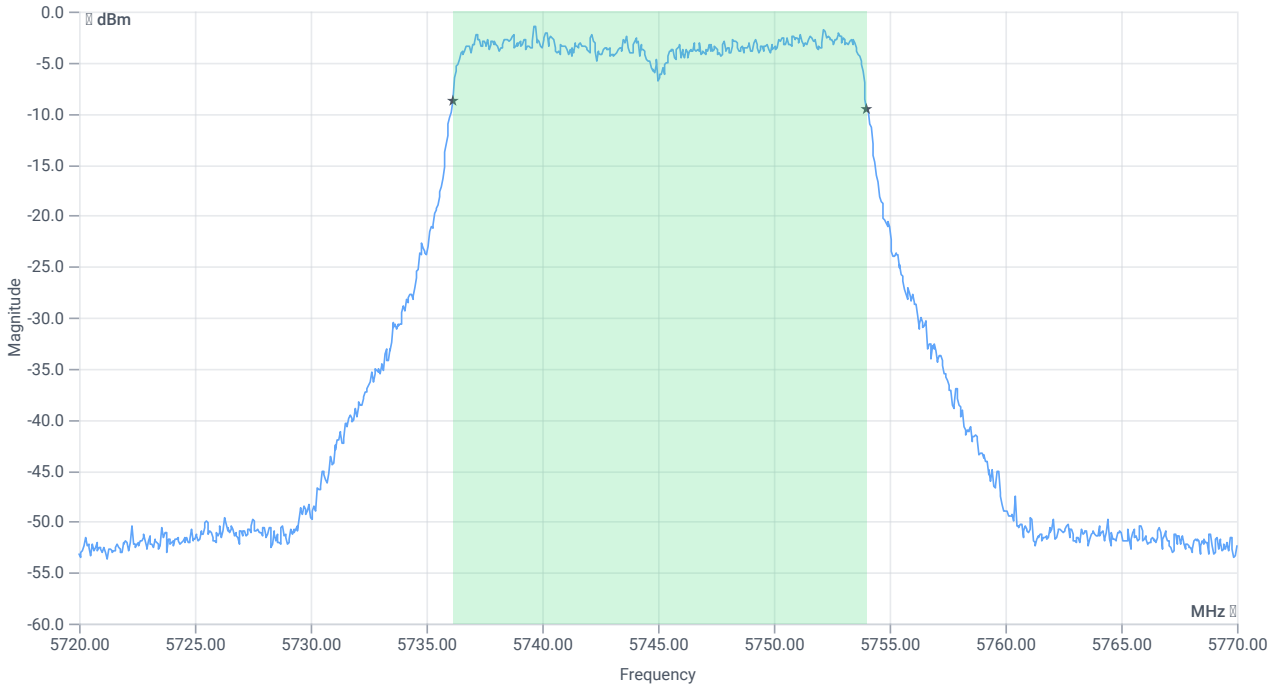

BW 99PCT

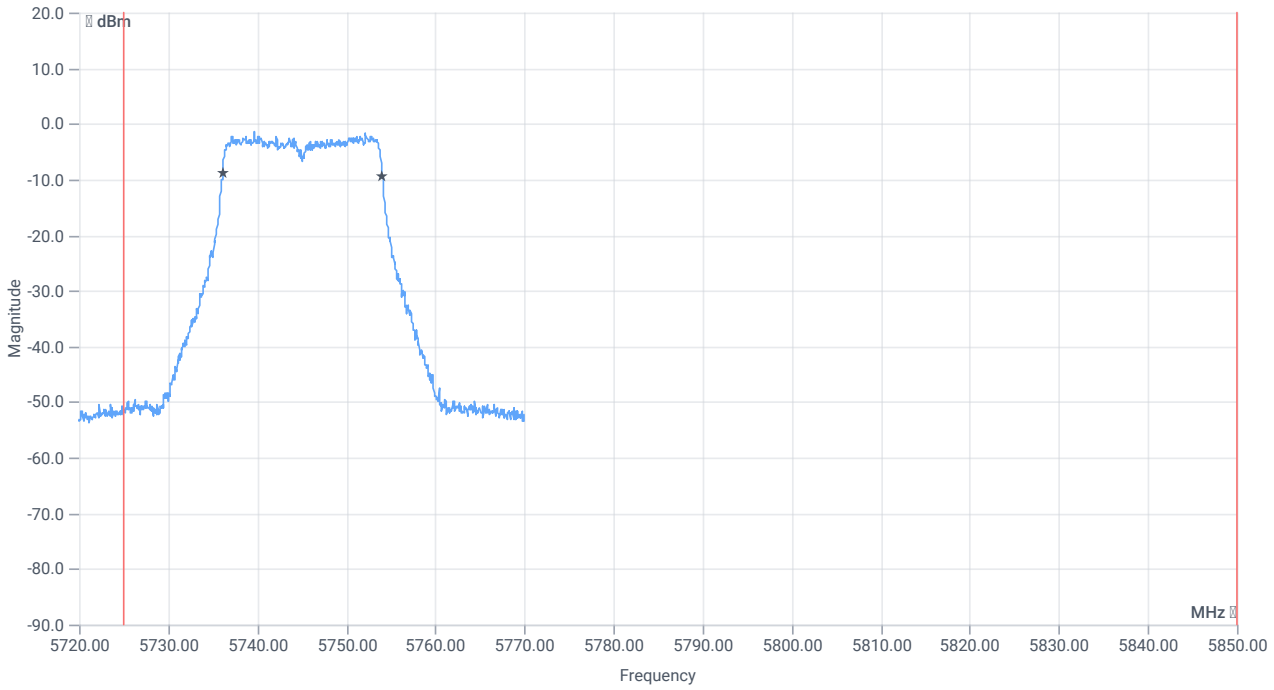

BW within band 99PCT

RESULT

DESCRIPTION	LOWER LIMIT	UPPER LIMIT	MEASURED	UNIT	VERDICT
Bandwidth 99%	---	---	17.832	MHz	INFO
T1 99%	5725.000000	---	5736.1588	MHz	PASS
T2 99%	---	5850.000000	5753.9910	MHz	PASS since U-NII-4 is supported

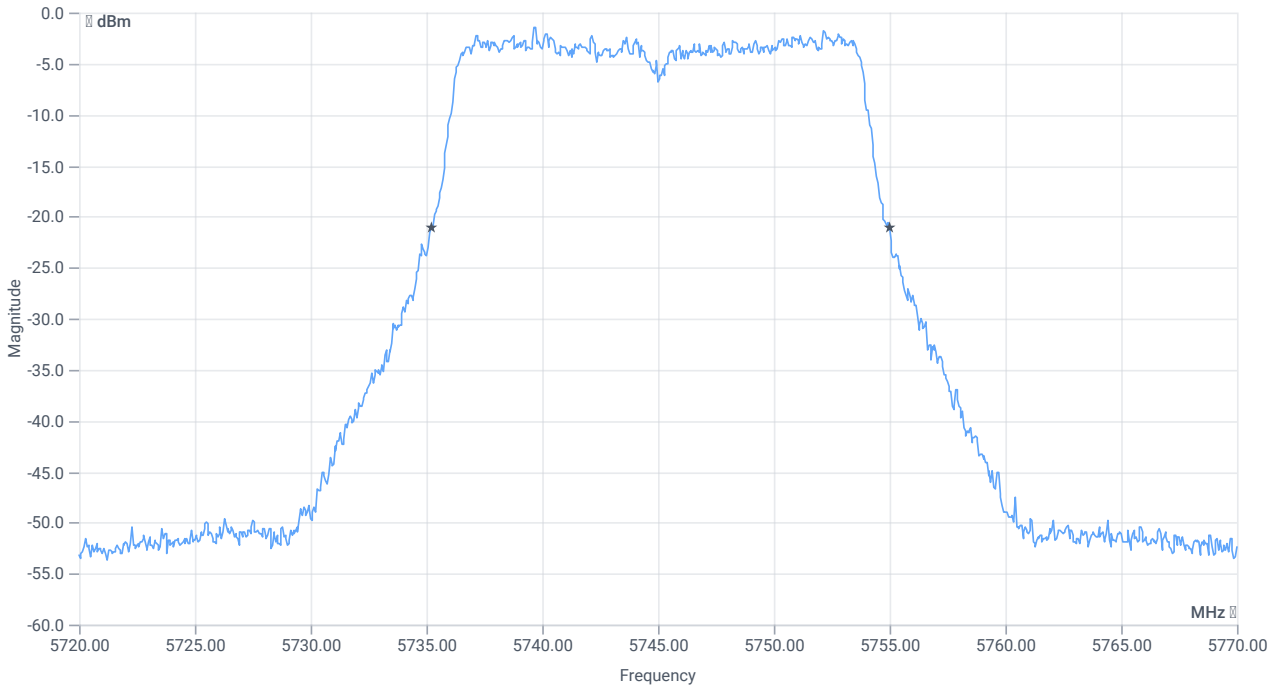

BW 20dB

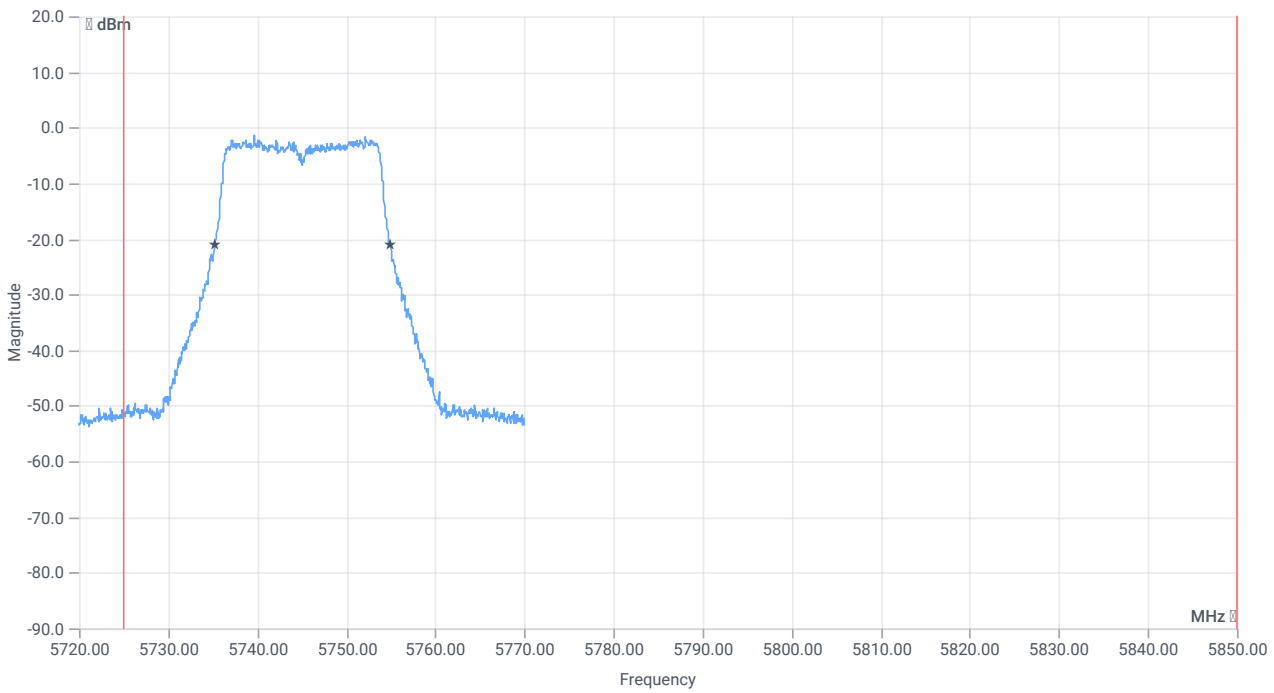

BW within band 20dB

RESULT

DESCRIPTION	LOWER LIMIT	UPPER LIMIT	MEASURED	UNIT	VERDICT
Bandwidth 20dB	---	---	19.8	MHz	INFO
T1 20dB	5725.000000	---	5735.2000	MHz	PASS

RESULT

DESCRIPTION	LOWER LIMIT	UPPER LIMIT	MEASURED	UNIT	VERDICT
T2 20dB	---	5850.000000	5755.0000	MHz	PASS since U-NII-4 is supported

Verdict
PASS

ISED RSS247 # Max output power and psd ~ WLAN5Gx n-HT20 mode U-NII-3

References

TC start	02.06.2026 07:51:30
Ambit temp (test rack) [°C] | humidity [rel%]	24.4 | 44
System version	6.0.7.5
Standard | Version	ISED RSS247 | NI
Method	
Description	ISED Max Output Power & PSD - WLAN5Gx n-HT20 mode U-NII-3
Information	

EUT Common Settings WLAN5Gx

Number of antenna ports	2
User Interaction	No
Device class U-NII-1 (FCC)	Client
Limit W52 japan	Standard
TPC supported	No
Vehicle use (ISED)	No

Equipment

Signal analyzer,Rohde&Schwarz,FSV-40,1307.9002K40/101042,3.71
Switch matrix,cetecom advanced GmbH,USM,B002,1.0.0

Test Parameter

Technology to test	WLAN5Gx n-HT20 mode
EUT port	EUT2
Temperature	nom
Voltage	nom
Frequency low to test	True | Freq [MHz] 5745
Frequency mid to test	False | Freq [MHz] 5785
Frequency high to test	False | Freq [MHz] 5825
Auto control enabled power supply | Climatic Box	No | No
Additional path loss [dB]	0
Full path type	EUT_SA_GEN_SIG
Full path name	EUT2.MP.SIG1/EUT2.SA/EUT2.GEN1/EUT2.GEN2/
Switch bits	00100010:00010001:00000000:00000001

Test at TX 5745 MHz

RESULT: Reference power cond.

DESCRIPTION	LOWER LIMIT	UPPER LIMIT	MEASURED	UNIT	VERDICT
Ref. power 1MHz/1MHz cond.	---	---	2.97	dBm	INFO
Ref. frequency	---	---	5748.400	MHz	INFO

Evaluation max. duty cycle

Duty cycle evaluation

DESCRIPTION	LOWER LIMIT	UPPER LIMIT	MEASURED	UNIT	VERDICT
Duty cycle min	---	---	0	dB	DC > 98% defined

Evaluation bandwidth

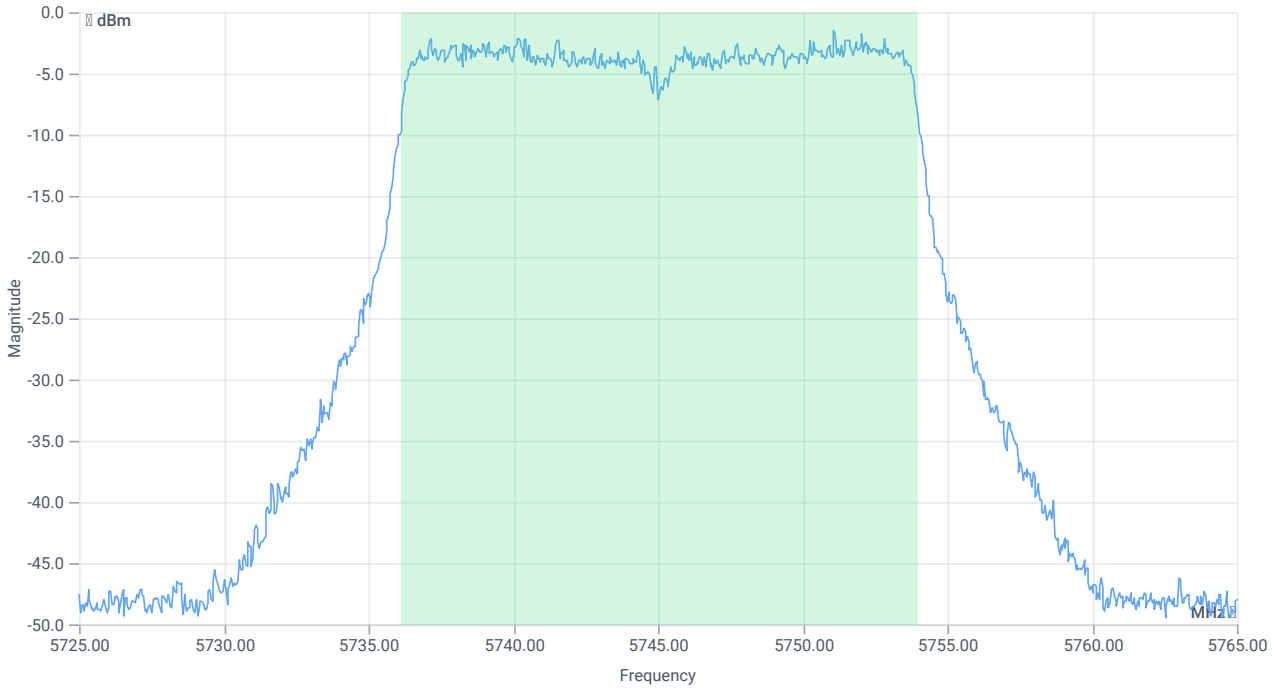

BW 99PCT

RESULT

DESCRIPTION	LOWER LIMIT	UPPER LIMIT	MEASURED	UNIT	VERDICT
Bandwidth 99%	---	---	17.822	MHz	INFO
T1 99%	---	---	5736.1289	MHz	INFO
T2 99%	---	---	5753.9510	MHz	INFO

Maximum Output Power

Antenna gain

Considered antenna gain [dBi]:	5.8 @ 5745 MHz

READ SA SETTINGS:

RefLevel [dBm] | RefLevelOffset [dB] | InpAtt [dB]	14.97 | 12.69 | 20
Start [MHz] | Stop [MHz]	5725.000 | 5765.000
RBW [MHz] | VBW [MHz]	1.000000 | 3.000000
Detector | TraceMode	RMS | MAXH
Sweep: time [ms] | count | points per Section | type	59600 | 1 | 161 | SWE

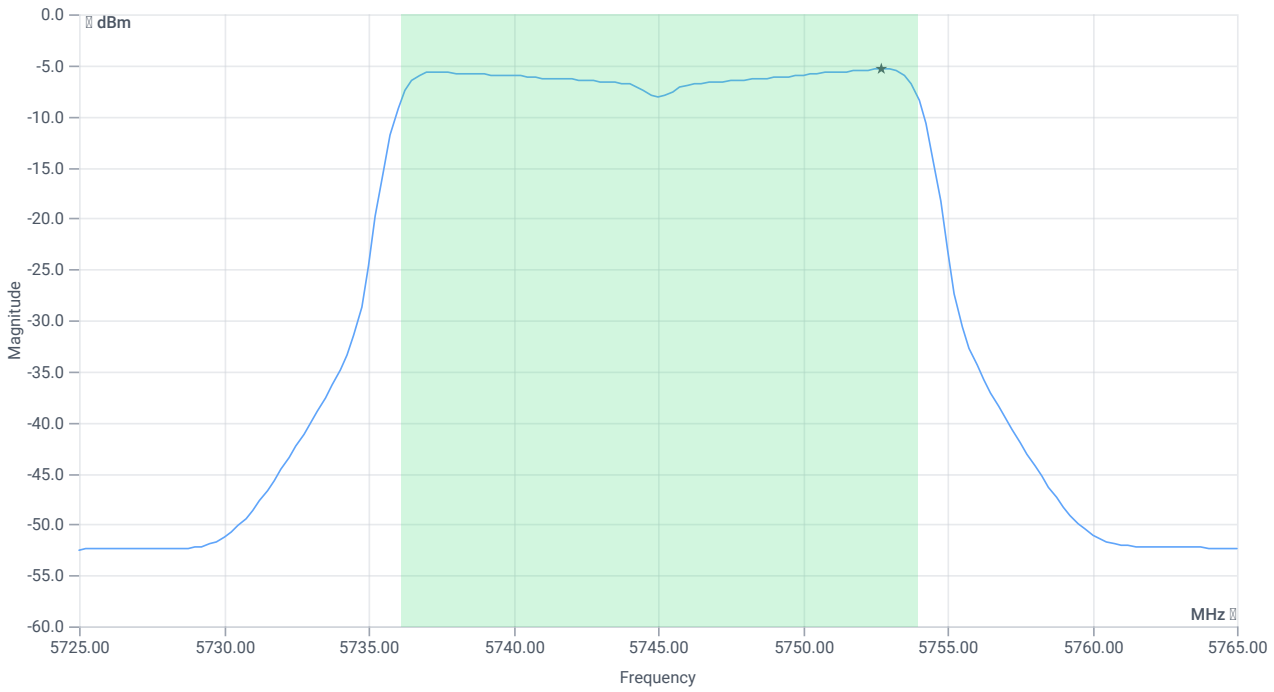

Max OP and PSD (without antenna gain)

RESULT

DESCRIPTION	LOWER LIMIT	UPPER LIMIT	MEASURED	UNIT	VERDICT
Max output power cond	---	---	5.96	dBm	INFO
Duty cycle correction	---	---	0	dB	INFO
LIMIT absolute cond					
Max output power DC corrected cond	---	30	5.96	dBm	PASS
Antenna gain applied			5.8	dBi	INFO
LIMIT absolute eirp (RSS-247 §6.2.4)					
Max output power DC corrected eirp	---	36	11.76	dBm	PASS

READ SA SETTINGS:

RefLevel [dBm] | RefLevelOffset [dB] | InpAtt [dB]	14.97 | 12.69 | 20
Start [MHz] | Stop [MHz]	5725.000 | 5765.000
RBW [MHz] | VBW [MHz]	0.500000 | 3.000000
Detector | TraceMode	RMS | MAXH
Sweep: time [ms] | count | points per Section | type	59600 | 1 | 161 | SWE

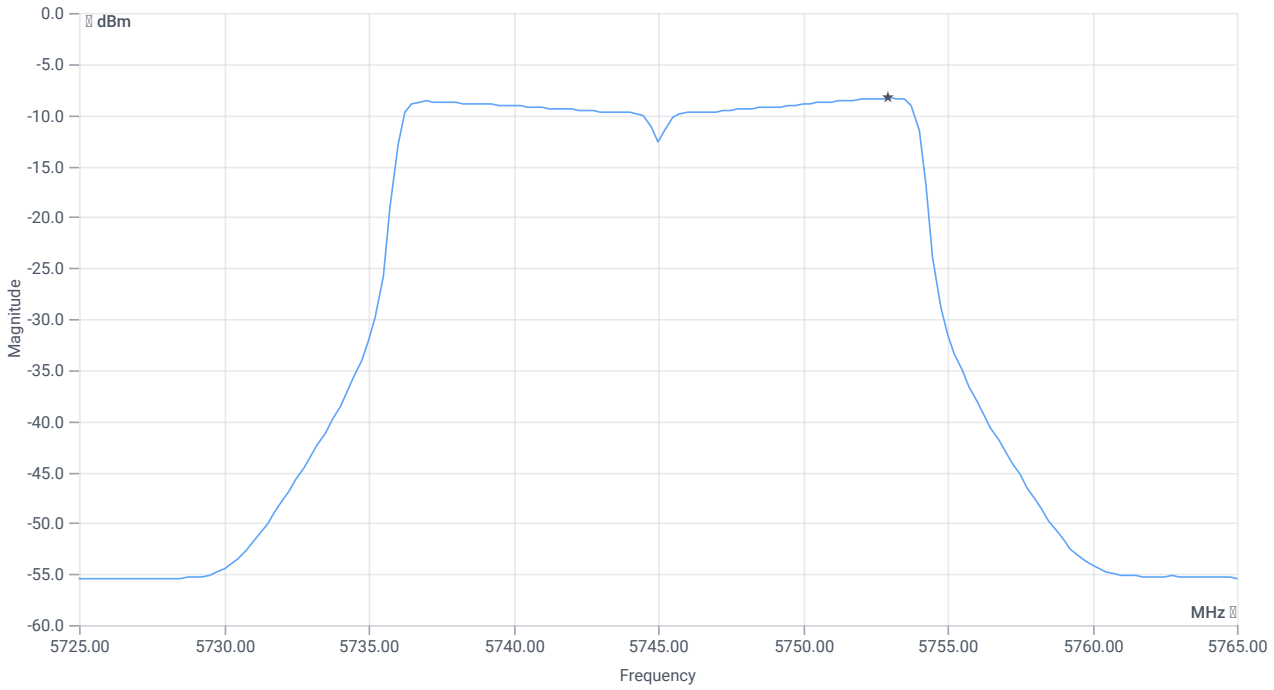

PSD UNII-3

RESULT

DESCRIPTION	LOWER LIMIT	UPPER LIMIT	MEASURED	UNIT	VERDICT
Power spectral density cond	---		-8.33	dBm/0.5MHz	INFO
Power spectral density DC corrected cond	---	30	-8.33	dBm/0.5MHz	PASS

Verdict
PASS

FCC 15.407 # Max output power and psd ~ WLAN5Gx n-HT20 mode U-NII-3

References

TC start	02.06.2026 07:48:54
Ambit temp (test rack) [°C] | humidity [rel%]	24.4 | 44
System version	6.0.7.5
Standard | Version	FCC 15.407 | NI
Method	KDB789033 D02, F., E.2.e.
Description	FCC 15.407 Max Output Power & PSD - WLAN5Gx n-HT20 mode U-NII-3
Information	

EUT Common Settings WLAN5Gx

Number of antenna ports	2
User Interaction	No
Device class U-NII-1 (FCC)	Client
Limit W52 japan	Standard
TPC supported	No
Vehicle use (ISED)	No

Equipment

Signal analyzer,Rohde&Schwarz,FSV-40,1307.9002K40/101042,3.71
Switch matrix,cetecom advanced GmbH,USM,B002,1.0.0

Test Parameter

Technology to test	WLAN5Gx n-HT20 mode
EUT port	EUT2
Temperature	nom
Voltage	nom
Frequency low to test	True | Freq [MHz] 5745
Frequency mid to test	False | Freq [MHz] 5785
Frequency high to test	False | Freq [MHz] 5825
Auto control enabled power supply | Climatic Box	No | No
Additional path loss [dB]	0
Full path type	EUT_SA_GEN_SIG
Full path name	EUT2.MP.SIG1/EUT2.SA/EUT2.GEN1/EUT2.GEN2/
Switch bits	00100010:00010001:00000000:00000001

Test at TX 5745 MHz

RESULT: Reference power cond.

DESCRIPTION	LOWER LIMIT	UPPER LIMIT	MEASURED	UNIT	VERDICT
Ref. power 1MHz/1MHz cond.	---	---	2.48	dBm	INFO
Ref. frequency	---	---	5737.210	MHz	INFO

Evaluation max. duty cycle

Duty cycle evaluation

DESCRIPTION	LOWER LIMIT	UPPER LIMIT	MEASURED	UNIT	VERDICT
Duty cycle min	---	---	0	dB	DC > 98% defined

Evaluation bandwidth

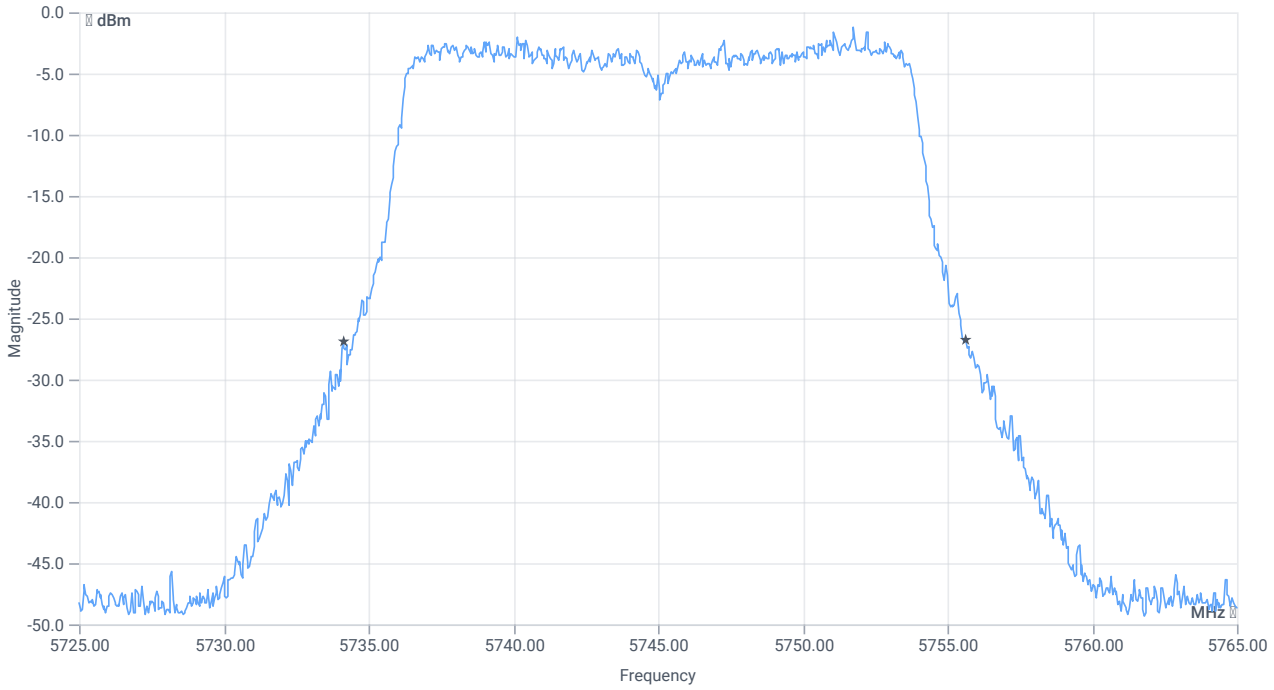

BW 26dB

RESULT

DESCRIPTION	LOWER LIMIT	UPPER LIMIT	MEASURED	UNIT	VERDICT
Bandwidth 26dB	---	---	21.52	MHz	INFO
T1 26dB	---	---	5734.1200	MHz	INFO
T2 26dB	---	---	5755.6400	MHz	INFO

Maximum Output Power

READ SA SETTINGS:

RefLevel [dBm] | RefLevelOffset [dB] | InpAtt [dB]	14.48 | 12.69 | 20
Start [MHz] | Stop [MHz]	5725.000 | 5765.000
RBW [MHz] | VBW [MHz]	1.000000 | 3.000000
Detector | TraceMode	RMS | MAXH
Sweep: time [ms] | count | points per Section | type	59600 | 1 | 161 | SWE

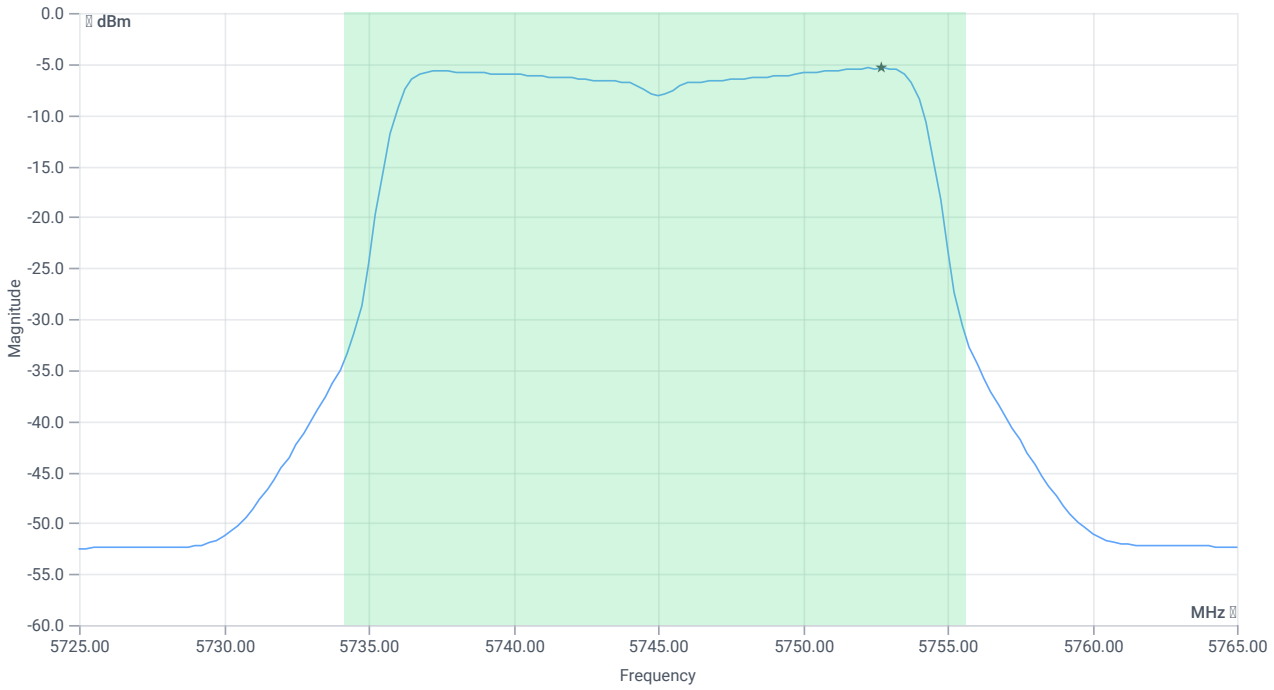

Max OP and PSD

RESULT

CONDUCTED LIMITS FOR MAX ANTENNA GAIN OF 6 D BI					
Description	Lower Limit	Upper Limit	Measured	Unit	Verdict
Max output power cond	---	---	6.08	dBm	INFO
Duty cycle correction	---	---	0	dB	INFO
LIMIT absolute:					
Max output power DC corrected cond	---	30	6.08	dBm	PASS
LIMIT: 11 dBm + 10 log 21.52					
Max output power DC corrected cond	---	24.33	6.08	dBm	na

Power Spectral Density U-NII-3

READ SA SETTINGS:

RefLevel [dBm] | RefLevelOffset [dB] | InpAtt [dB]	14.48 | 12.69 | 20

READ SA SETTINGS:

Start [MHz] | Stop [MHz]	5725.000 | 5765.000
RBW [MHz] | VBW [MHz]	0.500000 | 3.000000
Detector | TraceMode	RMS | MAXH
Sweep: time [ms] | count | points per Section | type	59600 | 1 | 161 | SWE

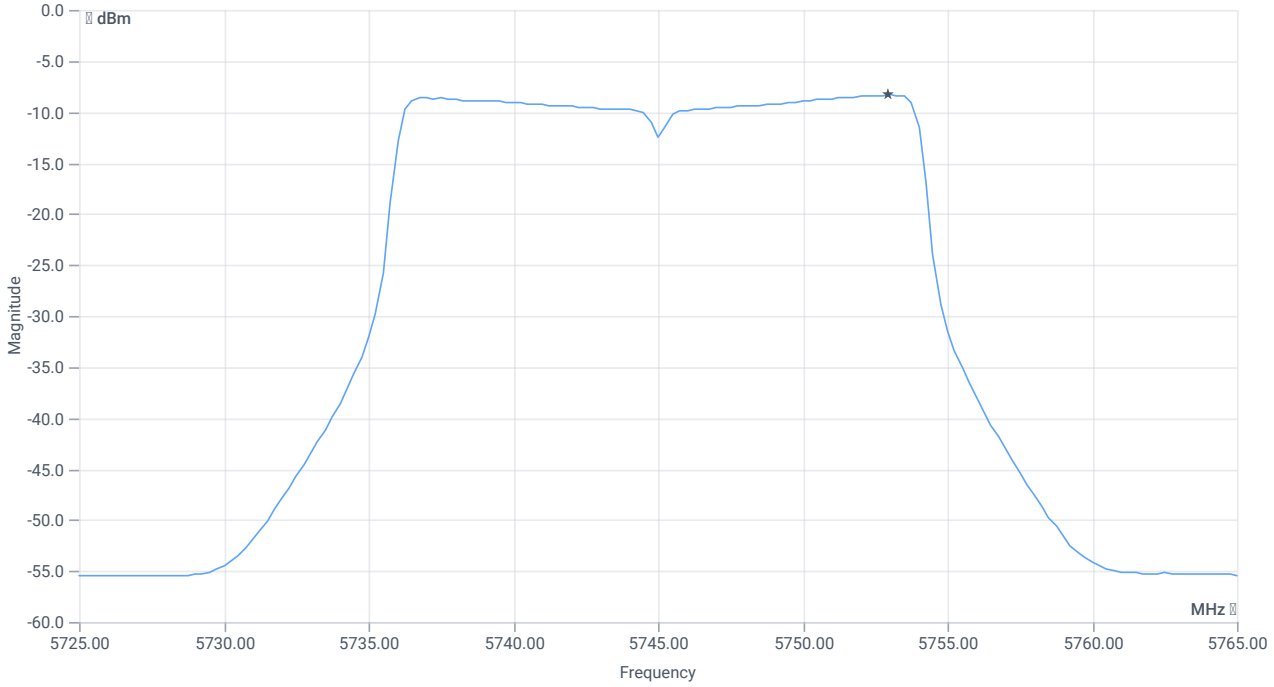

PSD UNII-3

RESULT

CONDUCTED LIMITS FOR MAX ANTENNA GAIN OF 6 D BI					
Description	Lower Limit	Upper Limit	Measured	Unit	Verdict
Power spectral density cond	---	---	-8.34	dBm/0.5MHz	INFO
Duty cycle correction	---	---	0	dB	INFO
Power spectral density DC corrected cond	---	30	-8.34	dBm/0.5MHz	PASS

Verdict
PASS

NA # Peak output power 3MHz/3MHz ~ WLAN5Gx n-HT20 mode U-NII-3

References

TC start	02.06.2026 07:48:28
Ambit temp (test rack) [°C] | humidity [rel%]	24.4 | 44
System version	6.0.7.5
Standard | Version	NA | NI
Method	
Description	Peak OP 3MHz/3MHz - WLAN5Gx n-HT20 mode U-NII-3
Information	

EUT Common Settings WLAN5Gx

Number of antenna ports	2
User Interaction	No
Device class U-NII-1 (FCC)	Client
Limit W52 japan	Standard
TPC supported	No
Vehicle use (ISED)	No

Equipment

Signal analyzer,Rohde&Schwarz,FSV-40,1307.9002K40/101042,3.71
Switch matrix,cetecom advanced GmbH,USM,B002,1.0.0

Test Parameter

Technology to test	WLAN5Gx n-HT20 mode
EUT port	EUT2
Temperature	nom
Voltage	nom
Frequency low to test	True | Freq [MHz] 5745
Frequency mid to test	False | Freq [MHz] 5785
Frequency high to test	False | Freq [MHz] 5825
Auto control enabled power supply | Climatic Box	No | No
Additional path loss [dB]	0
Full path type	EUT_SA_GEN_SIG
Full path name	EUT2.MP.SIG1/EUT2.SA/EUT2.GEN1/EUT2.GEN2/
Switch bits	00100010:00010001:00000000:00000001

Test at TX 5745 MHz

RESULT: Reference power cond.

DESCRIPTION	LOWER LIMIT	UPPER LIMIT	MEASURED	UNIT	VERDICT
Ref. power 1MHz/1MHz cond.	---	---	2.80	dBm	INFO
Ref. frequency	---	---	5752.590	MHz	INFO

READ SA SETTINGS:

RefLevel [dBm] | RefLevelOffset [dB] | InpAtt [dB]	14.80 | 12.69 | 20
Start [MHz] | Stop [MHz]	5720.000 | 5770.000
RBW [MHz] | VBW [MHz]	3.000000 | 3.000000
Detector | TraceMode	POS | MAXH
Sweep: time [ms] | count | points per Section | type	300 | 20 | 1001 | SWE

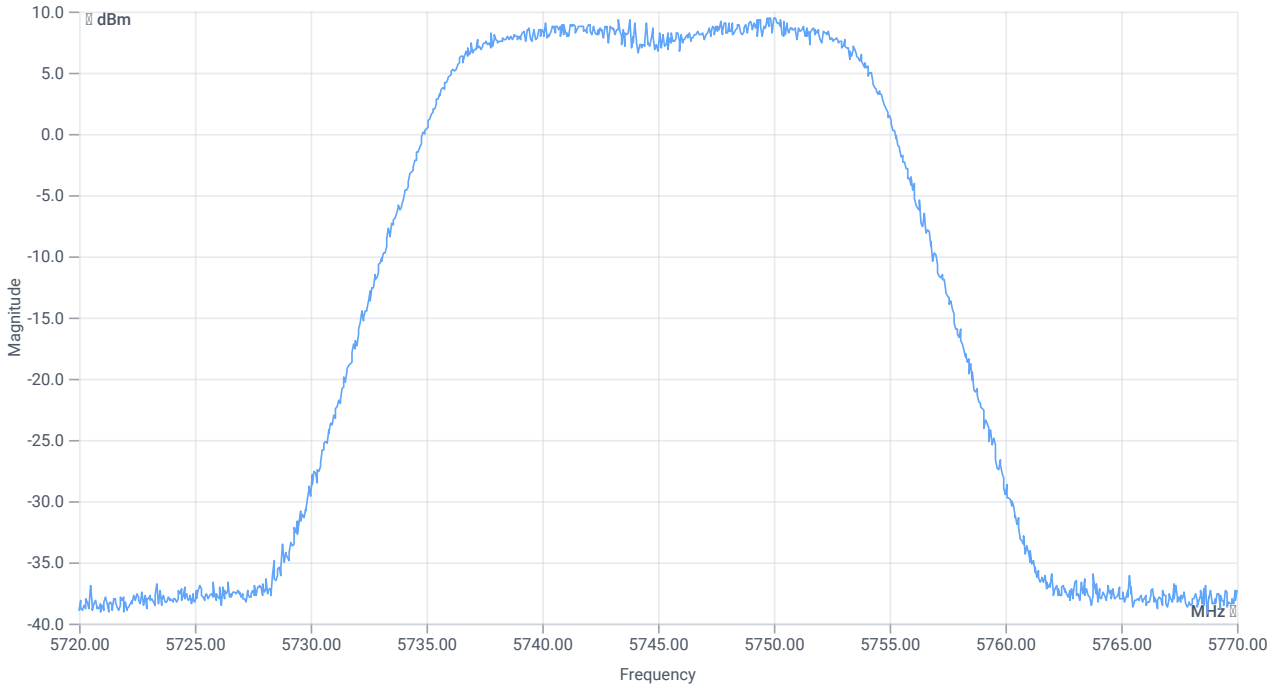

Peak output power

RESULT

DESCRIPTION	LOWER LIMIT	UPPER LIMIT	MEASURED	UNIT	VERDICT
Peak Power	---	---	9.5	dBm	INFO
Peak Power	---	---	8.912509	mW	INFO
Frequency at Peak	---	---	5749.995	MHz	INFO

Verdict
PASS

NA # Message with SA scan ~

References

TC start	02.06.2026 07:47:00
Ambit temp (test rack) [°C] | humidity [rel%]	24.4 | 44
System version	6.0.7.5
Standard | Version	NA | NI
Method	
Description	Message with SA Scan n_HT20_U_NII_3
Information	

Equipment

Signal analyzer,Rohde&Schwarz,FSV-40,1307.9002K40/101042,3.71
Switch matrix,cetecom advanced GmbH,USM,B002,1.0.0

Test Parameter

Full path type	EUT_SA_GEN_SIG
Full path name	EUT2.MP.SIG1/EUT2.SA/EUT2.GEN1/EUT2.GEN2/
Switch bits	00100010:00010001:00000000:00000001
Message start	02.06.2026 07:47:03
Message	set WLAN5Gx to n_HT20_U_NII_3, Frequency [MHz] 5745 , Information:

Verdict
INFO

FCC 15.407, ISED RSS247 # Emission mask (eirp) ~ WLAN5Gx n-HT20 mode U-NII-3

References

TC start	02.06.2026 07:37:43
Ambit temp (test rack) [°C] | humidity [rel%]	24.4 | 44
System version	6.0.7.5
Standard | Version	FCC 15.407, ISED RSS247 | NI
Method	NI
Description	FCC 15.407 Emission mask - WLAN5Gx n-HT20 mode U-NII-3
Information	

EUT Common Settings WLAN5Gx

Number of antenna ports	2
User Interaction	No
Device class U-NII-1 (FCC)	Client
Limit W52 japan	Standard
TPC supported	No
Vehicle use (ISED)	No

Equipment

Signal analyzer,Rohde&Schwarz,FSV-40,1307.9002K40/101042,3.71
Switch matrix,cetecom advanced GmbH,USM,B002,1.0.0

Test Parameter

Technology to test	WLAN5Gx n-HT20 mode
EUT port	EUT1
Temperature	nom
Voltage	nom
Frequency low to test	False | Freq [MHz] 5745
Frequency mid to test	False | Freq [MHz] 5785
Frequency high to test	True | Freq [MHz] 5825
Auto control enabled power supply | Climatic Box	No | No
Additional path loss [dB]	0
Full path type	EUT_SA_GEN_SIG
Full path name	EUT1.MP.SIG1/EUT1.SA/EUT1.GEN1/EUT1.GEN2/
Switch bits	00010001:00010001:00000000:00000001

Test at TX 5825 MHz

Number of antenna ports: 2

reduction of limit due to number of antenna ports [dB]: 3

RESULT: Reference power cond.

DESCRIPTION	LOWER LIMIT	UPPER LIMIT	MEASURED	UNIT	VERDICT
Ref. power 1MHz/1MHz cond.	---	---	2.68	dBm	INFO
Ref. frequency	---	---	5817.010	MHz	INFO

Antenna gain

Considered antenna gain [dBi]:	6.06 / max found in range 5625 to 5950 MHz

READ SA SETTINGS:

RefLevel [dBm] | RefLevelOffset [dB] | InpAtt [dB]	5.68 | 13.38 | 10
Start [MHz] | Stop [MHz]	5625.000 | 5950.000
RBW [MHz] | VBW [MHz]	1.000000 | 3.000000
Detector | TraceMode	POS | MAXH
Sweep: time [ms] | count | points per Section | type	1 | 2500 | 1001 | SWE

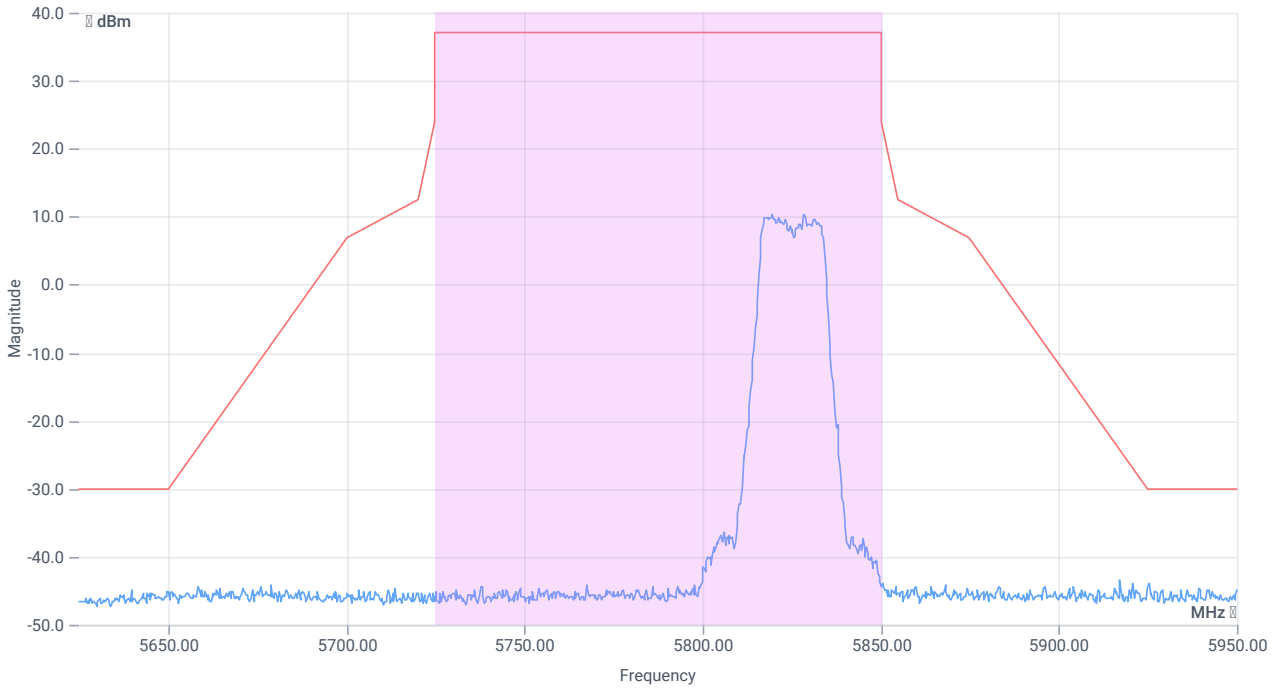

Emission Mask (e.i.r.p)

RESULT

DESCRIPTION	LOWER LIMIT	UPPER LIMIT	MEASURED	UNIT	VERDICT

Verdict
PASS

FCC 15.407, ISED RSS247 # Minimum emission bandwidth ~ WLAN5Gx n-HT20 mode U-NII-3

References

TC start	02.06.2026 07:37:07
Ambit temp (test rack) [°C] | humidity [rel%]	24.4 | 44
System version	6.0.7.5
Standard | Version	FCC 15.407, ISED RSS247 | NI
Method	KDB789033 D02, C.2.
Description	FCC 15.407 Min Emission Bandwidth - WLAN5Gx n-HT20 mode U-NII-3
Information	

EUT Common Settings WLAN5Gx

Number of antenna ports	2
User Interaction	No
Device class U-NII-1 (FCC)	Client
Limit W52 japan	Standard
TPC supported	No
Vehicle use (ISED)	No

Equipment

Signal analyzer,Rohde&Schwarz,FSV-40,1307.9002K40/101042,3.71
Switch matrix,cetecom advanced GmbH,USM,B002,1.0.0

Test Parameter

Technology to test	WLAN5Gx n-HT20 mode
EUT port	EUT1
Temperature	nom
Voltage	nom
Frequency low to test	False | Freq [MHz] 5745
Frequency mid to test	False | Freq [MHz] 5785
Frequency high to test	True | Freq [MHz] 5825
Auto control enabled power supply | Climatic Box	No | No
Additional path loss [dB]	0
Full path type	EUT_SA_GEN_SIG
Full path name	EUT1.MP.SIG1/EUT1.SA/EUT1.GEN1/EUT1.GEN2/
Switch bits	00010001:00010001:00000000:00000001

Test at TX 5825 MHz

RESULT: Reference power cond.

DESCRIPTION	LOWER LIMIT	UPPER LIMIT	MEASURED	UNIT	VERDICT
Ref. power 1MHz/1MHz cond.	---	---	3.16	dBm	INFO
Ref. frequency	---	---	5821.000	MHz	INFO

READ SA SETTINGS:

RefLevel [dBm] | RefLevelOffset [dB] | InpAtt [dB]	15.16 | 13.38 | 20
Start [MHz] | Stop [MHz]	5800.000 | 5850.000
RBW [MHz] | VBW [MHz]	0.100000 | 0.300000
Detector | TraceMode	POS | MAXH
Sweep: time [ms] | count | points per Section | type	2 | 1500 | 1001 | SWE

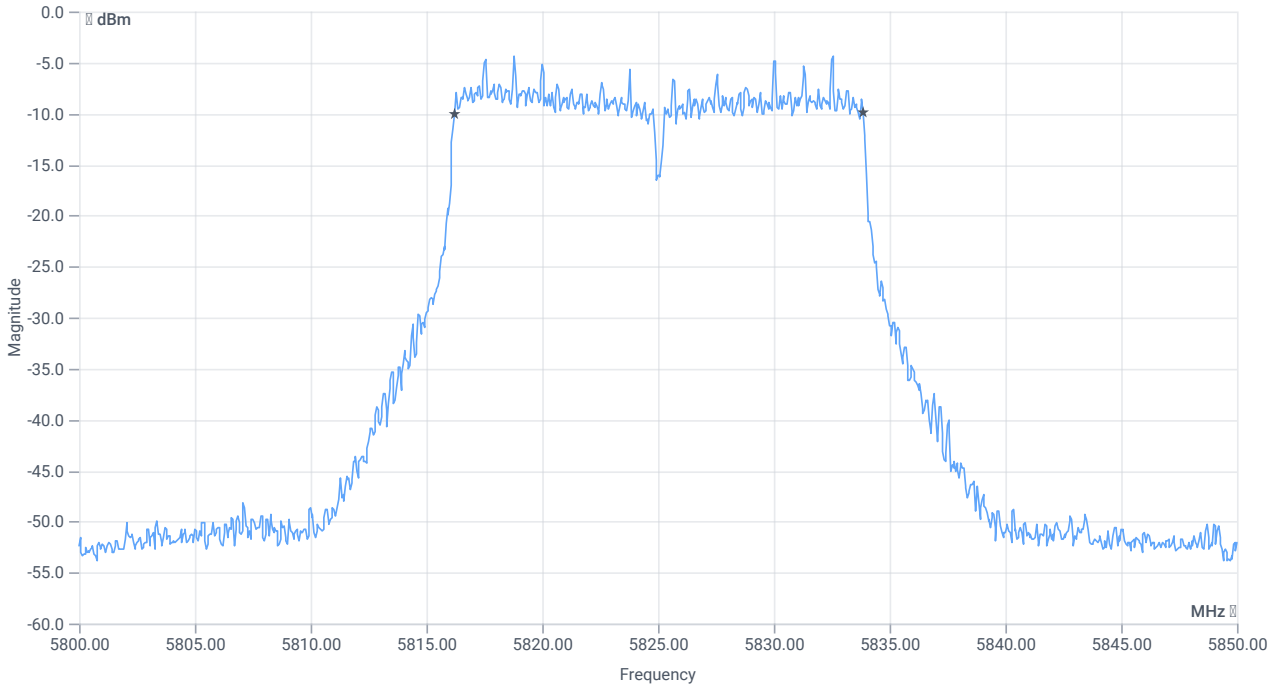

BW 6dB

RESULT

DESCRIPTION	LOWER LIMIT	UPPER LIMIT	MEASURED	UNIT	VERDICT
Bandwidth (6dB)	0.500	---	17.65	MHz	PASS

Verdict
PASS

FCC 15.407, ISED RSS247 # Bandwidths 99PCT and 26dB (UNII-3 20dB) ~ WLAN5Gx n-HT20 mode U-NII-3

References

TC start	02.06.2026 07:36:29
Ambit temp (test rack) [°C] | humidity [rel%]	24.4 | 44
System version	6.0.7.5
Standard | Version	FCC 15.407, ISED RSS247 | NI
Method	26dB Bandwidth KDB789033 D02, C.1 / ISED RSS-GEN
Description	FCC 15.407 Bandwidths - WLAN5Gx n-HT20 mode U-NII-3
Information	

EUT Common Settings WLAN5Gx

Number of antenna ports	2
User Interaction	No
Device class U-NII-1 (FCC)	Client
Limit W52 japan	Standard
TPC supported	No
Vehicle use (ISED)	No

Equipment

Signal analyzer,Rohde&Schwarz,FSV-40,1307.9002K40/101042,3.71
Switch matrix,cetecom advanced GmbH,USM,B002,1.0.0

Test Parameter

Technology to test	WLAN5Gx n-HT20 mode
EUT port	EUT1
Temperature	nom
Voltage	nom
Frequency low to test	False | Freq [MHz] 5745
Frequency mid to test	False | Freq [MHz] 5785
Frequency high to test	True | Freq [MHz] 5825
Auto control enabled power supply | Climatic Box	No | No
Additional path loss [dB]	0
Full path type	EUT_SA_GEN_SIG
Full path name	EUT1.MP.SIG1/EUT1.SA/EUT1.GEN1/EUT1.GEN2/
Switch bits	00010001:00010001:00000000:00000001

Test at TX 5825 MHz

RESULT: Reference power cond.

DESCRIPTION	LOWER LIMIT	UPPER LIMIT	MEASURED	UNIT	VERDICT
Ref. power 1MHz/1MHz cond.	---	---	3.32	dBm	INFO
Ref. frequency	---	---	5817.210	MHz	INFO

READ SA SETTINGS:

RefLevel [dBm] | RefLevelOffset [dB] | InpAtt [dB]	11.32 | 13.38 | 15
Start [MHz] | Stop [MHz]	5800.000 | 5850.000
RBW [MHz] | VBW [MHz]	0.300000 | 1.000000
Detector | TraceMode	POS | MAXH
Sweep: time [ms] | count | points per Section | type	1 | 2500 | 1001 | SWE

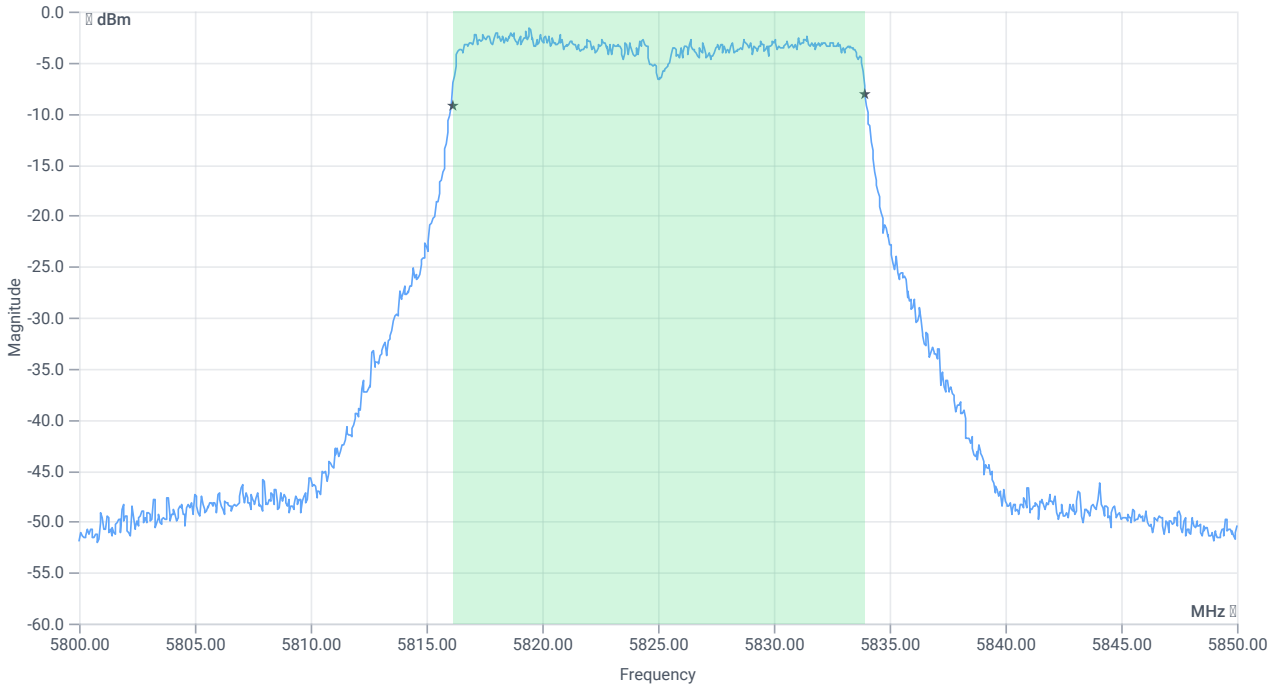

BW 99PCT

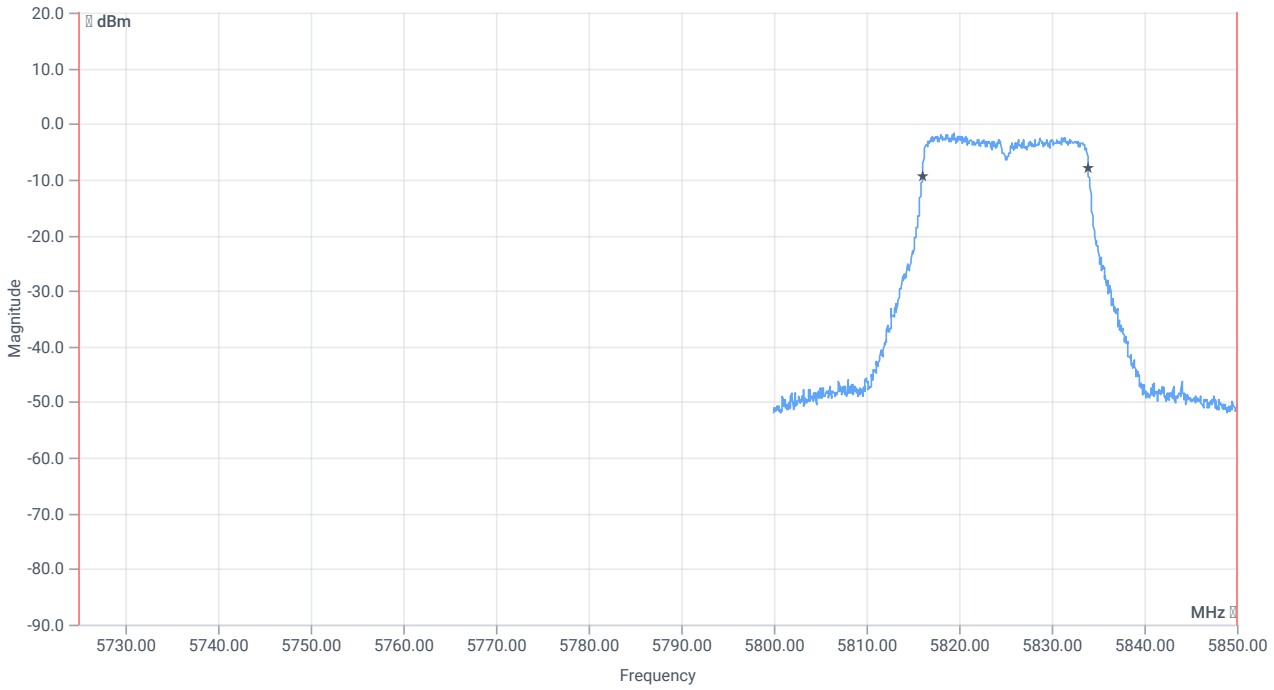

BW within band 99PCT

RESULT

DESCRIPTION	LOWER LIMIT	UPPER LIMIT	MEASURED	UNIT	VERDICT
Bandwidth 99%	---	---	17.832	MHz	INFO
T1 99%	5725.000000	---	5816.1089	MHz	PASS
T2 99%	---	5850.000000	5833.9411	MHz	PASS since U-NII-4 is supported

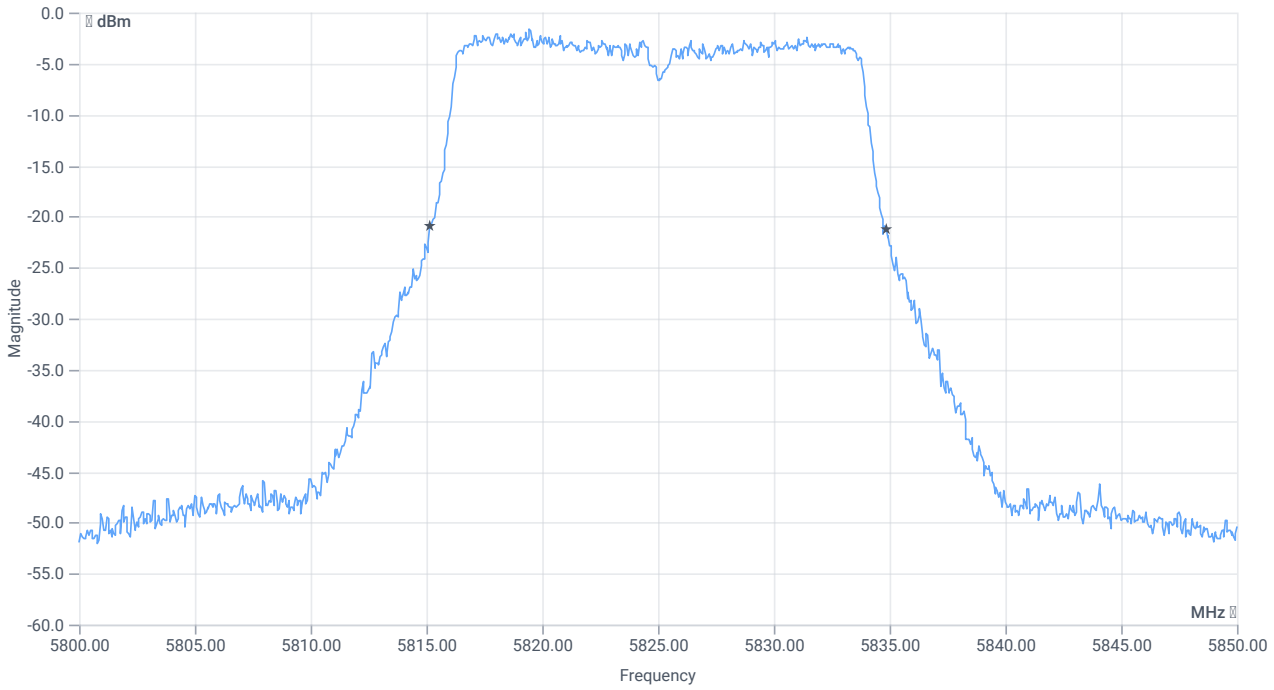

BW 20dB

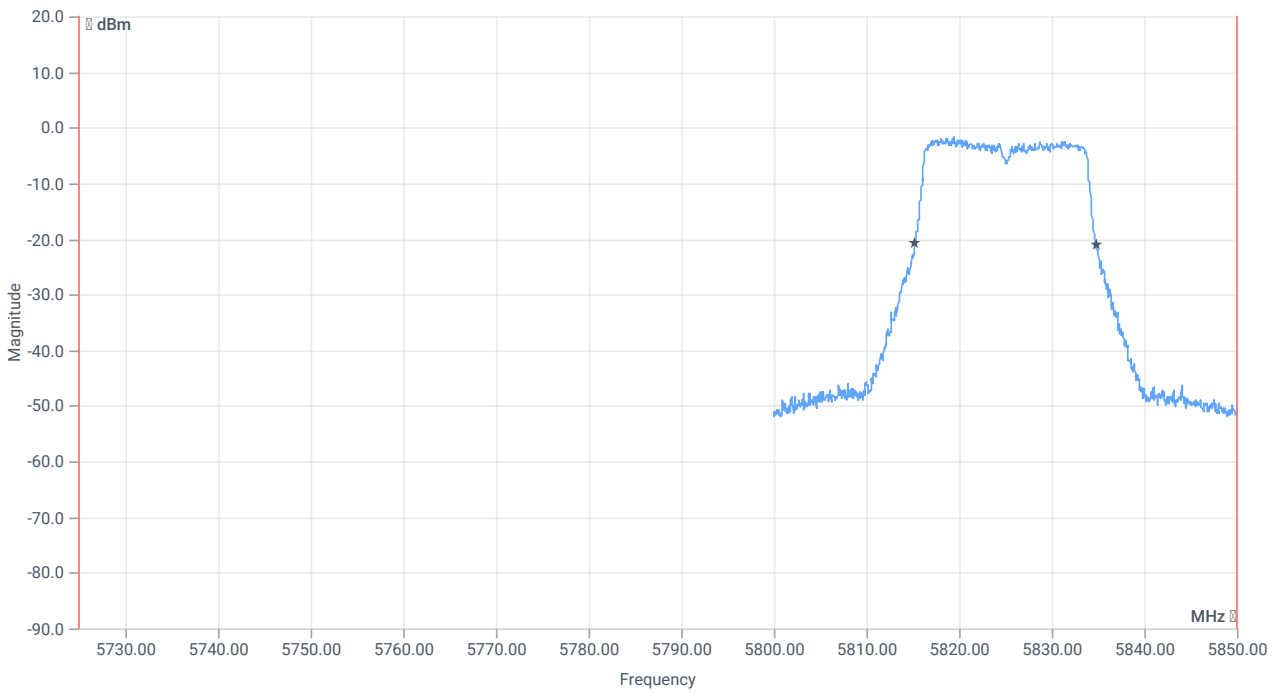

BW within band 20dB

RESULT

DESCRIPTION	LOWER LIMIT	UPPER LIMIT	MEASURED	UNIT	VERDICT
Bandwidth 20dB	---	---	19.7	MHz	INFO
T1 20dB	5725.000000	---	5815.1500	MHz	PASS

RESULT

DESCRIPTION	LOWER LIMIT	UPPER LIMIT	MEASURED	UNIT	VERDICT
T2 20dB	---	5850.000000	5834.8500	MHz	PASS since U-NII-4 is supported

Verdict
PASS

ISED RSS247 # Max output power and psd ~ WLAN5Gx n-HT20 mode U-NII-3

References

TC start	02.06.2026 07:33:54
Ambit temp (test rack) [°C] | humidity [rel%]	24.4 | 44
System version	6.0.7.5
Standard | Version	ISED RSS247 | NI
Method	
Description	ISED Max Output Power & PSD - WLAN5Gx n-HT20 mode U-NII-3
Information	

EUT Common Settings WLAN5Gx

Number of antenna ports	2
User Interaction	No
Device class U-NII-1 (FCC)	Client
Limit W52 japan	Standard
TPC supported	No
Vehicle use (ISED)	No

Equipment

Signal analyzer,Rohde&Schwarz,FSV-40,1307.9002K40/101042,3.71
Switch matrix,cetecom advanced GmbH,USM,B002,1.0.0

Test Parameter

Technology to test	WLAN5Gx n-HT20 mode
EUT port	EUT1
Temperature	nom
Voltage	nom
Frequency low to test	False | Freq [MHz] 5745
Frequency mid to test	False | Freq [MHz] 5785
Frequency high to test	True | Freq [MHz] 5825
Auto control enabled power supply | Climatic Box	No | No
Additional path loss [dB]	0
Full path type	EUT_SA_GEN_SIG
Full path name	EUT1.MP.SIG1/EUT1.SA/EUT1.GEN1/EUT1.GEN2/
Switch bits	00010001:00010001:00000000:00000001

Test at TX 5825 MHz

RESULT: Reference power cond.

DESCRIPTION	LOWER LIMIT	UPPER LIMIT	MEASURED	UNIT	VERDICT
Ref. power 1MHz/1MHz cond.	---	---	3.63	dBm	INFO
Ref. frequency	---	---	5828.600	MHz	INFO

Evaluation max. duty cycle

Duty cycle evaluation

DESCRIPTION	LOWER LIMIT	UPPER LIMIT	MEASURED	UNIT	VERDICT
Duty cycle min	---	---	0	dB	DC > 98% defined

Evaluation bandwidth

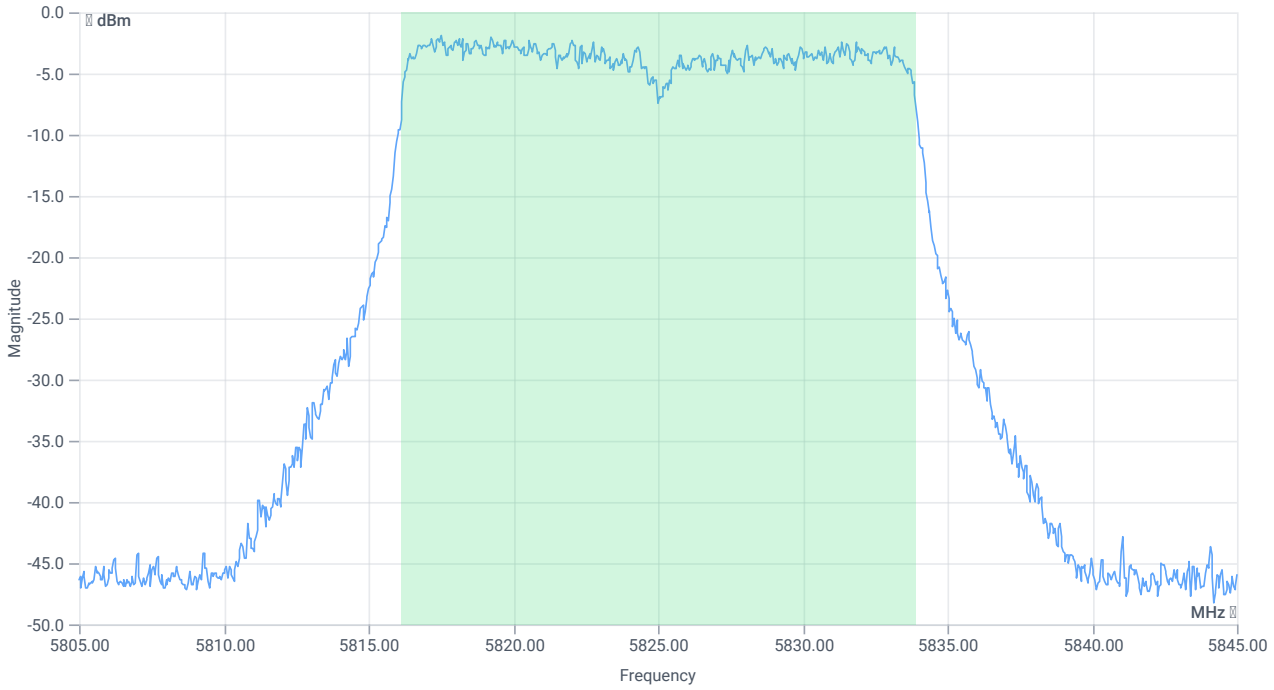

BW 99PCT

RESULT

DESCRIPTION	LOWER LIMIT	UPPER LIMIT	MEASURED	UNIT	VERDICT
Bandwidth 99%	---	---	17.782	MHz	INFO
T1 99%	---	---	5816.1289	MHz	INFO
T2 99%	---	---	5833.9111	MHz	INFO

Maximum Output Power

Antenna gain

Considered antenna gain [dBi]:	5.8 @ 5825 MHz

READ SA SETTINGS:

RefLevel [dBm] | RefLevelOffset [dB] | InpAtt [dB]	15.63 | 13.38 | 20
Start [MHz] | Stop [MHz]	5805.000 | 5845.000
RBW [MHz] | VBW [MHz]	1.000000 | 3.000000
Detector | TraceMode	RMS | MAXH
Sweep: time [ms] | count | points per Section | type	59600 | 1 | 161 | SWE

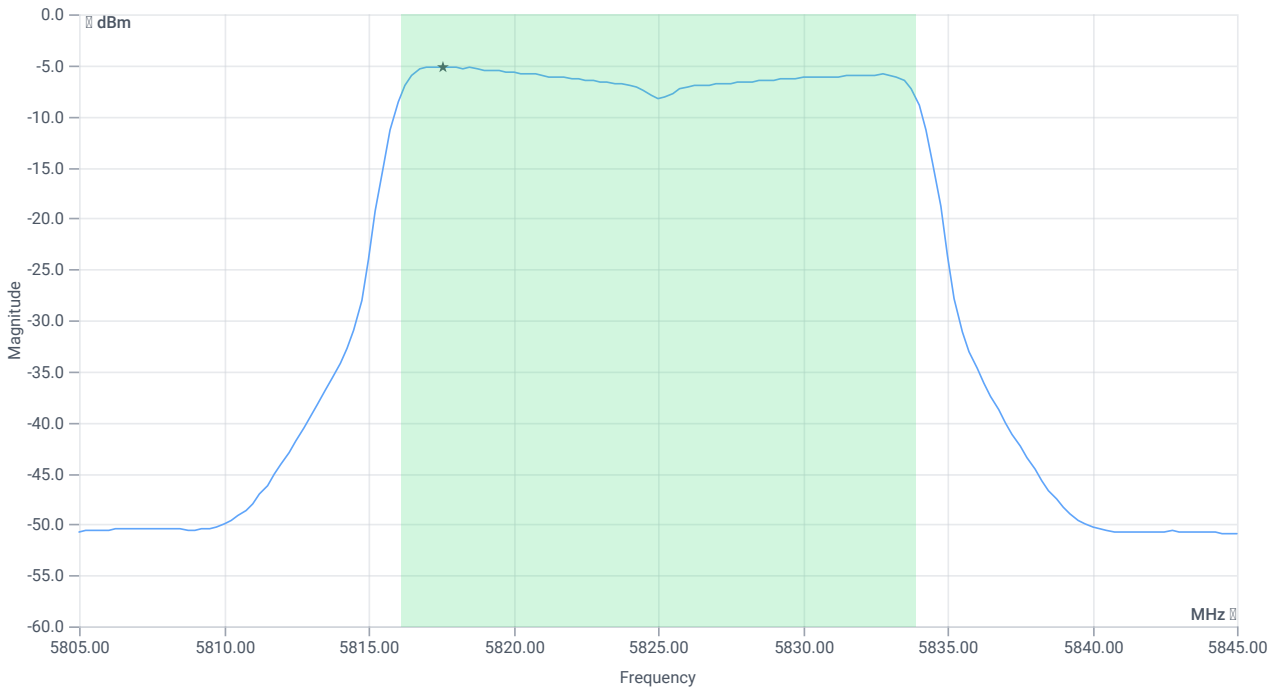

Max OP and PSD (without antenna gain)

RESULT

DESCRIPTION	LOWER LIMIT	UPPER LIMIT	MEASURED	UNIT	VERDICT
Max output power cond	---	---	5.94	dBm	INFO
Duty cycle correction	---	---	0	dB	INFO
LIMIT absolute cond					
Max output power DC corrected cond	---	30	5.94	dBm	PASS
Antenna gain applied			5.8	dBi	INFO
LIMIT absolute eirp (RSS-247 §6.2.4)					
Max output power DC corrected eirp	---	36	11.74	dBm	PASS

READ SA SETTINGS:

RefLevel [dBm] | RefLevelOffset [dB] | InpAtt [dB]	15.63 | 13.38 | 20
Start [MHz] | Stop [MHz]	5805.000 | 5845.000
RBW [MHz] | VBW [MHz]	0.500000 | 3.000000
Detector | TraceMode	RMS | MAXH
Sweep: time [ms] | count | points per Section | type	59600 | 1 | 161 | SWE

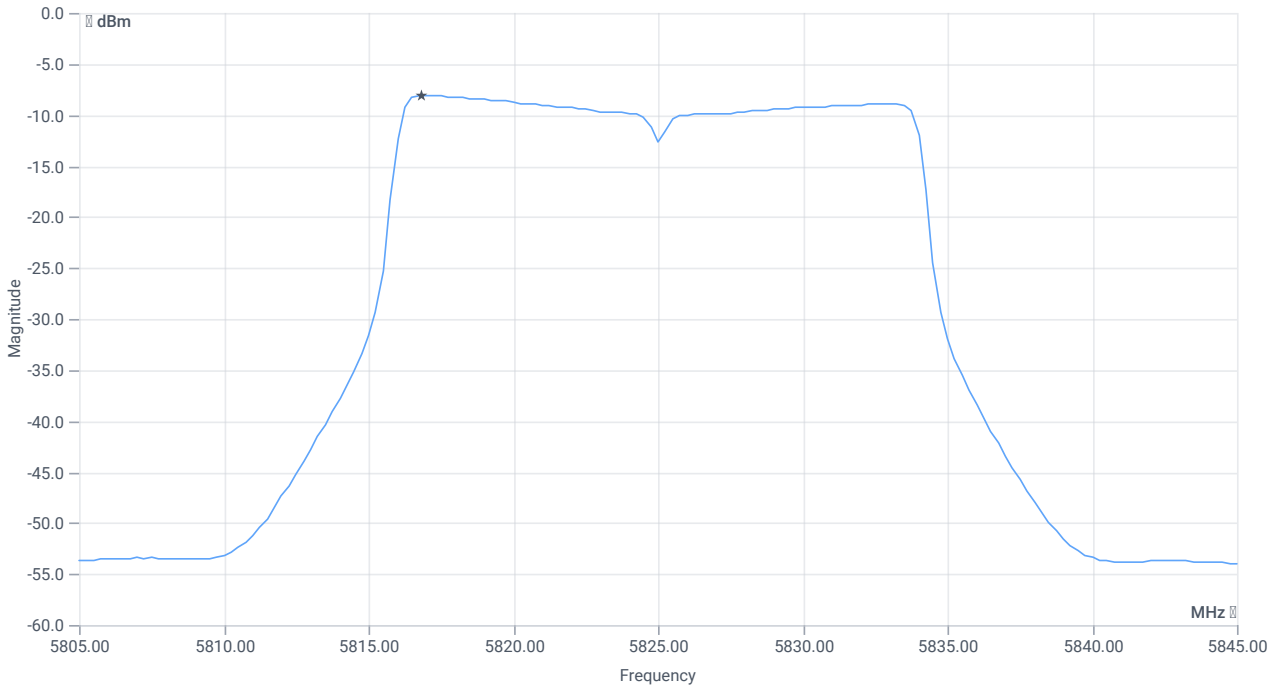

PSD UNII-3

RESULT

DESCRIPTION	LOWER LIMIT	UPPER LIMIT	MEASURED	UNIT	VERDICT
Power spectral density cond	---		-8.07	dBm/0.5MHz	INFO
Power spectral density DC corrected cond	---	30	-8.07	dBm/0.5MHz	PASS

Verdict
PASS

FCC 15.407 # Max output power and psd ~ WLAN5Gx n-HT20 mode U-NII-3

References

TC start	02.06.2026 07:31:17
Ambit temp (test rack) [°C] | humidity [rel%]	24.4 | 45
System version	6.0.7.5
Standard | Version	FCC 15.407 | NI
Method	KDB789033 D02, F., E.2.e.
Description	FCC 15.407 Max Output Power & PSD - WLAN5Gx n-HT20 mode U-NII-3
Information	

EUT Common Settings WLAN5Gx

Number of antenna ports	2
User Interaction	No
Device class U-NII-1 (FCC)	Client
Limit W52 japan	Standard
TPC supported	No
Vehicle use (ISED)	No

Equipment

Signal analyzer,Rohde&Schwarz,FSV-40,1307.9002K40/101042,3.71
Switch matrix,cetecom advanced GmbH,USM,B002,1.0.0

Test Parameter

Technology to test	WLAN5Gx n-HT20 mode
EUT port	EUT1
Temperature	nom
Voltage	nom
Frequency low to test	False | Freq [MHz] 5745
Frequency mid to test	False | Freq [MHz] 5785
Frequency high to test	True | Freq [MHz] 5825
Auto control enabled power supply | Climatic Box	No | No
Additional path loss [dB]	0
Full path type	EUT_SA_GEN_SIG
Full path name	EUT1.MP.SIG1/EUT1.SA/EUT1.GEN1/EUT1.GEN2/
Switch bits	00010001:00010001:00000000:00000001

Test at TX 5825 MHz

RESULT: Reference power cond.

DESCRIPTION	LOWER LIMIT	UPPER LIMIT	MEASURED	UNIT	VERDICT
Ref. power 1MHz/1MHz cond.	---	---	3.60	dBm	INFO
Ref. frequency	---	---	5819.010	MHz	INFO

Evaluation max. duty cycle

Duty cycle evaluation

DESCRIPTION	LOWER LIMIT	UPPER LIMIT	MEASURED	UNIT	VERDICT
Duty cycle min	---	---	0	dB	DC > 98% defined

Evaluation bandwidth

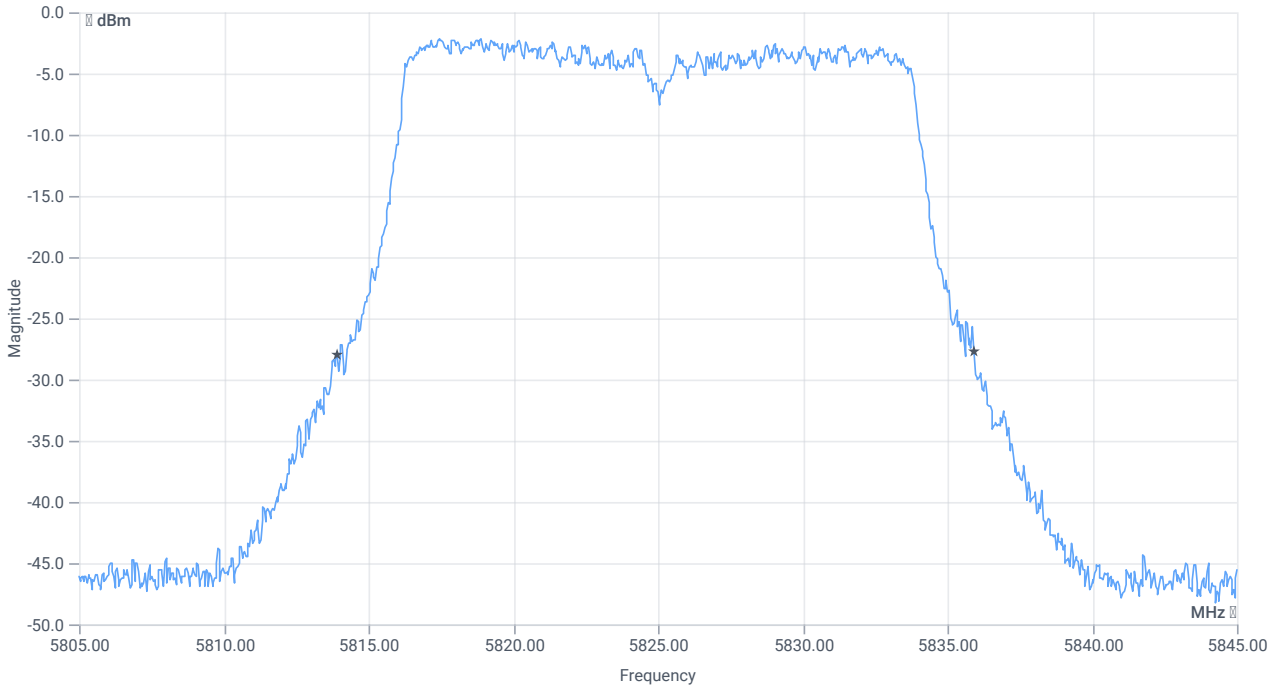

BW 26dB

RESULT

DESCRIPTION	LOWER LIMIT	UPPER LIMIT	MEASURED	UNIT	VERDICT
Bandwidth 26dB	---	---	22	MHz	INFO
T1 26dB	---	---	5813.9200	MHz	INFO
T2 26dB	---	---	5835.9200	MHz	INFO

Maximum Output Power

READ SA SETTINGS:

RefLevel [dBm] | RefLevelOffset [dB] | InpAtt [dB]	15.60 | 13.38 | 20
Start [MHz] | Stop [MHz]	5805.000 | 5845.000
RBW [MHz] | VBW [MHz]	1.000000 | 3.000000
Detector | TraceMode	RMS | MAXH
Sweep: time [ms] | count | points per Section | type	59600 | 1 | 161 | SWE

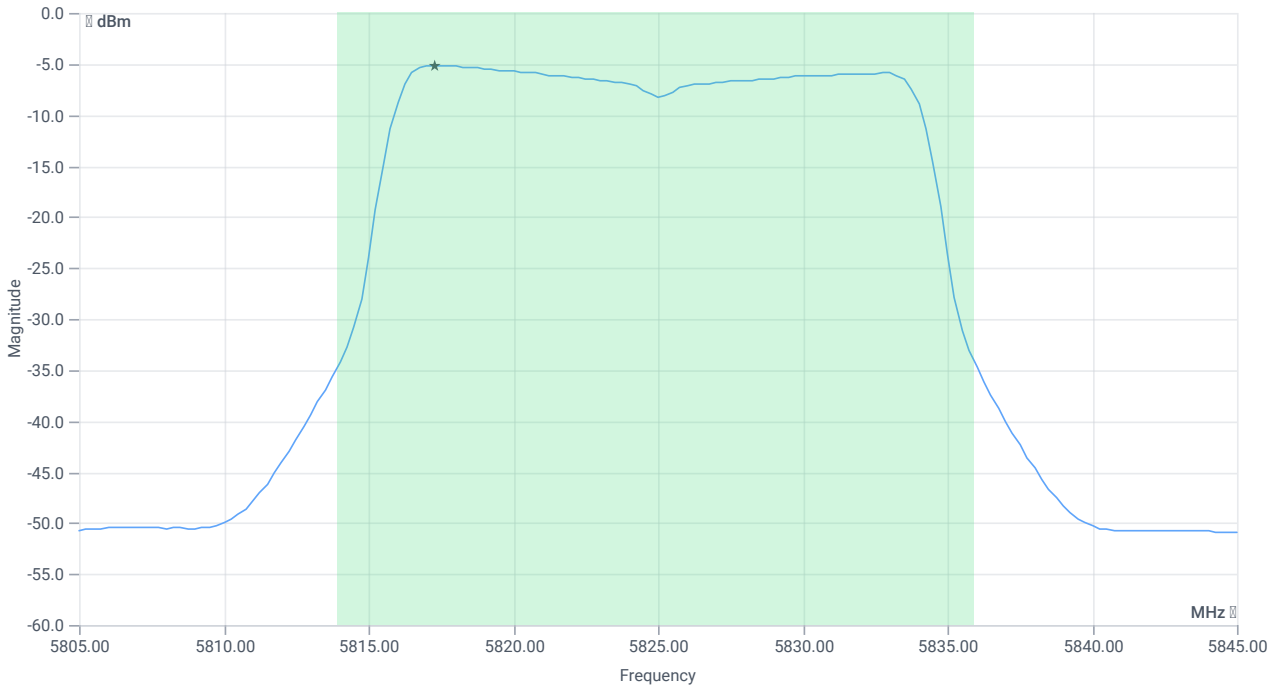

Max OP and PSD

RESULT

CONDUCTED LIMITS FOR MAX ANTENNA GAIN OF 6 D BI					
Description	Lower Limit	Upper Limit	Measured	Unit	Verdict
Max output power cond	---	---	6.06	dBm	INFO
Duty cycle correction	---	---	0	dB	INFO
LIMIT absolute:					
Max output power DC corrected cond	---	30	6.06	dBm	PASS
LIMIT: 11 dBm + 10 log 22					
Max output power DC corrected cond	---	24.42	6.06	dBm	na

Power Spectral Density U-NII-3

READ SA SETTINGS:

RefLevel [dBm] | RefLevelOffset [dB] | InpAtt [dB]	15.60 | 13.38 | 20

READ SA SETTINGS:

Start [MHz] | Stop [MHz]	5805.000 | 5845.000
RBW [MHz] | VBW [MHz]	0.500000 | 3.000000
Detector | TraceMode	RMS | MAXH
Sweep: time [ms] | count | points per Section | type	59600 | 1 | 161 | SWE

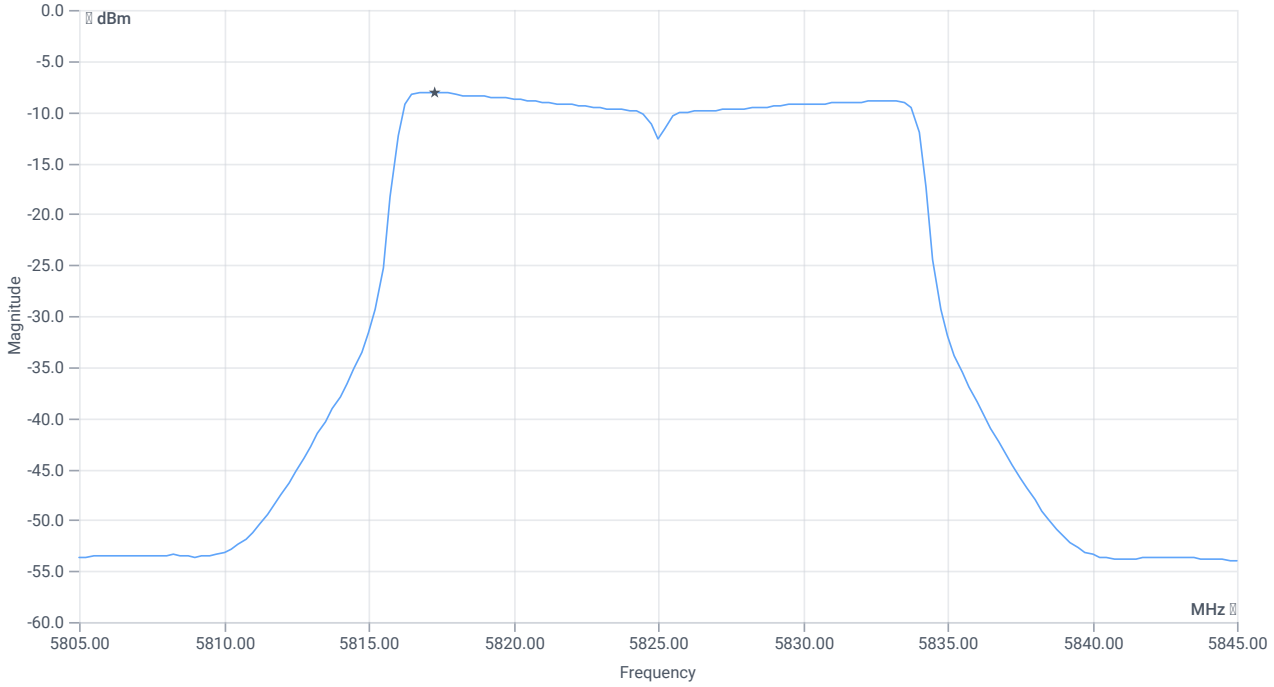

PSD UNII-3

RESULT

CONDUCTED LIMITS FOR MAX ANTENNA GAIN OF 6 D BI					
Description	Lower Limit	Upper Limit	Measured	Unit	Verdict
Power spectral density cond	---	---	-8.09	dBm/0.5MHz	INFO
Duty cycle correction	---	---	0	dB	INFO
Power spectral density DC corrected cond	---	30	-8.09	dBm/0.5MHz	PASS

Verdict
PASS

NA # Peak output power 3MHz/3MHz ~ WLAN5Gx n-HT20 mode U-NII-3

References

TC start	02.06.2026 07:30:51
Ambit temp (test rack) [°C] | humidity [rel%]	24.4 | 45
System version	6.0.7.5
Standard | Version	NA | NI
Method	
Description	Peak OP 3MHz/3MHz - WLAN5Gx n-HT20 mode U-NII-3
Information	

EUT Common Settings WLAN5Gx

Number of antenna ports	2
User Interaction	No
Device class U-NII-1 (FCC)	Client
Limit W52 japan	Standard
TPC supported	No
Vehicle use (ISED)	No

Equipment

Signal analyzer,Rohde&Schwarz,FSV-40,1307.9002K40/101042,3.71
Switch matrix,cetecom advanced GmbH,USM,B002,1.0.0

Test Parameter

Technology to test	WLAN5Gx n-HT20 mode
EUT port	EUT1
Temperature	nom
Voltage	nom
Frequency low to test	False | Freq [MHz] 5745
Frequency mid to test	False | Freq [MHz] 5785
Frequency high to test	True | Freq [MHz] 5825
Auto control enabled power supply | Climatic Box	No | No
Additional path loss [dB]	0
Full path type	EUT_SA_GEN_SIG
Full path name	EUT1.MP.SIG1/EUT1.SA/EUT1.GEN1/EUT1.GEN2/
Switch bits	00010001:00010001:00000000:00000001

Test at TX 5825 MHz

RESULT: Reference power cond.

DESCRIPTION	LOWER LIMIT	UPPER LIMIT	MEASURED	UNIT	VERDICT
Ref. power 1MHz/1MHz cond.	---	---	2.66	dBm	INFO
Ref. frequency	---	---	5828.200	MHz	INFO

READ SA SETTINGS:

RefLevel [dBm] | RefLevelOffset [dB] | InpAtt [dB]	14.66 | 13.38 | 20
Start [MHz] | Stop [MHz]	5800.000 | 5850.000
RBW [MHz] | VBW [MHz]	3.000000 | 3.000000
Detector | TraceMode	POS | MAXH
Sweep: time [ms] | count | points per Section | type	300 | 20 | 1001 | SWE

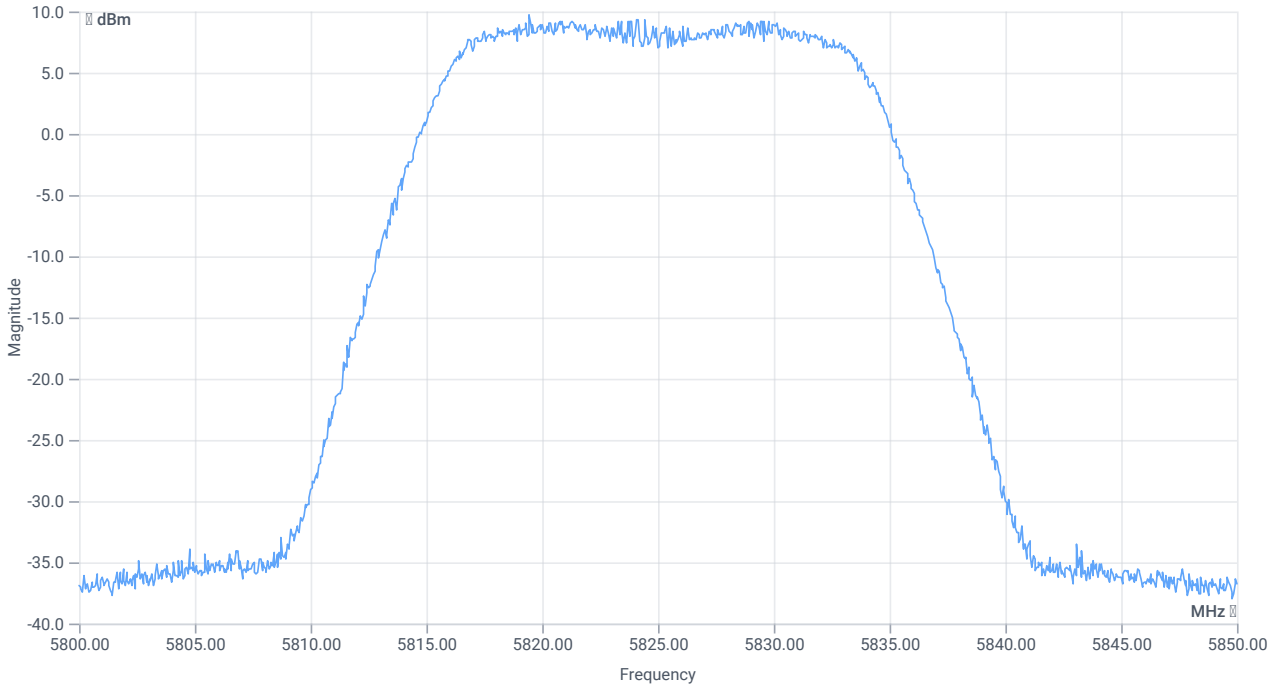

Peak output power

RESULT

DESCRIPTION	LOWER LIMIT	UPPER LIMIT	MEASURED	UNIT	VERDICT
Peak Power	---	---	9.68	dBm	INFO
Peak Power	---	---	9.289664	mW	INFO
Frequency at Peak	---	---	5819.456	MHz	INFO

Verdict
PASS

NA # Message with SA scan ~

References

TC start	02.06.2026 07:30:14
Ambit temp (test rack) [°C] | humidity [rel%]	24.4 | 45
System version	6.0.7.5
Standard | Version	NA | NI
Method	
Description	Message with SA Scan n_HT20_U_NII_3
Information	

Equipment

Signal analyzer,Rohde&Schwarz,FSV-40,1307.9002K40/101042,3.71
Switch matrix,cetecom advanced GmbH,USM,B002,1.0.0

Test Parameter

Full path type	EUT_SA_GEN_SIG
Full path name	EUT1.MP.SIG1/EUT1.SA/EUT1.GEN1/EUT1.GEN2/
Switch bits	00010001:00010001:00000000:00000001
Message start	02.06.2026 07:30:17
Message	set WLAN5Gx to n_HT20_U_NII_3, Frequency [MHz] 5825 Information:

Verdict
INFO

FCC 15.407, ISED RSS247 # Emission mask (eirp) ~ WLAN5Gx n-HT20 mode U-NII-3

References

TC start	02.06.2026 07:29:35
Ambit temp (test rack) [°C] | humidity [rel%]	24.4 | 45
System version	6.0.7.5
Standard | Version	FCC 15.407, ISED RSS247 | NI
Method	NI
Description	FCC 15.407 Emission mask - WLAN5Gx n-HT20 mode U-NII-3
Information	

EUT Common Settings WLAN5Gx

Number of antenna ports	2
User Interaction	No
Device class U-NII-1 (FCC)	Client
Limit W52 japan	Standard
TPC supported	No
Vehicle use (ISED)	No

Equipment

Signal analyzer,Rohde&Schwarz,FSV-40,1307.9002K40/101042,3.71
Switch matrix,cetecom advanced GmbH,USM,B002,1.0.0

Test Parameter

Technology to test	WLAN5Gx n-HT20 mode
EUT port	EUT1
Temperature	nom
Voltage	nom
Frequency low to test	False | Freq [MHz] 5745
Frequency mid to test	True | Freq [MHz] 5785
Frequency high to test	False | Freq [MHz] 5825
Auto control enabled power supply | Climatic Box	No | No
Additional path loss [dB]	0
Full path type	EUT_SA_GEN_SIG
Full path name	EUT1.MP.SIG1/EUT1.SA/EUT1.GEN1/EUT1.GEN2/
Switch bits	00010001:00010001:00000000:00000001

Test at TX 5785 MHz

Number of antenna ports: 2

reduction of limit due to number of antenna ports [dB]: 3

RESULT: Reference power cond.

DESCRIPTION	LOWER LIMIT	UPPER LIMIT	MEASURED	UNIT	VERDICT
Ref. power 1MHz/1MHz cond.	---	---	2.54	dBm	INFO
Ref. frequency	---	---	5779.210	MHz	INFO

Antenna gain

Considered antenna gain [dBi]:	6.06 / max found in range 5625 to 5950 MHz

READ SA SETTINGS:

RefLevel [dBm] | RefLevelOffset [dB] | InpAtt [dB]	5.54 | 12.84 | 10
Start [MHz] | Stop [MHz]	5625.000 | 5950.000
RBW [MHz] | VBW [MHz]	1.000000 | 3.000000
Detector | TraceMode	POS | MAXH
Sweep: time [ms] | count | points per Section | type	1 | 2500 | 1001 | SWE

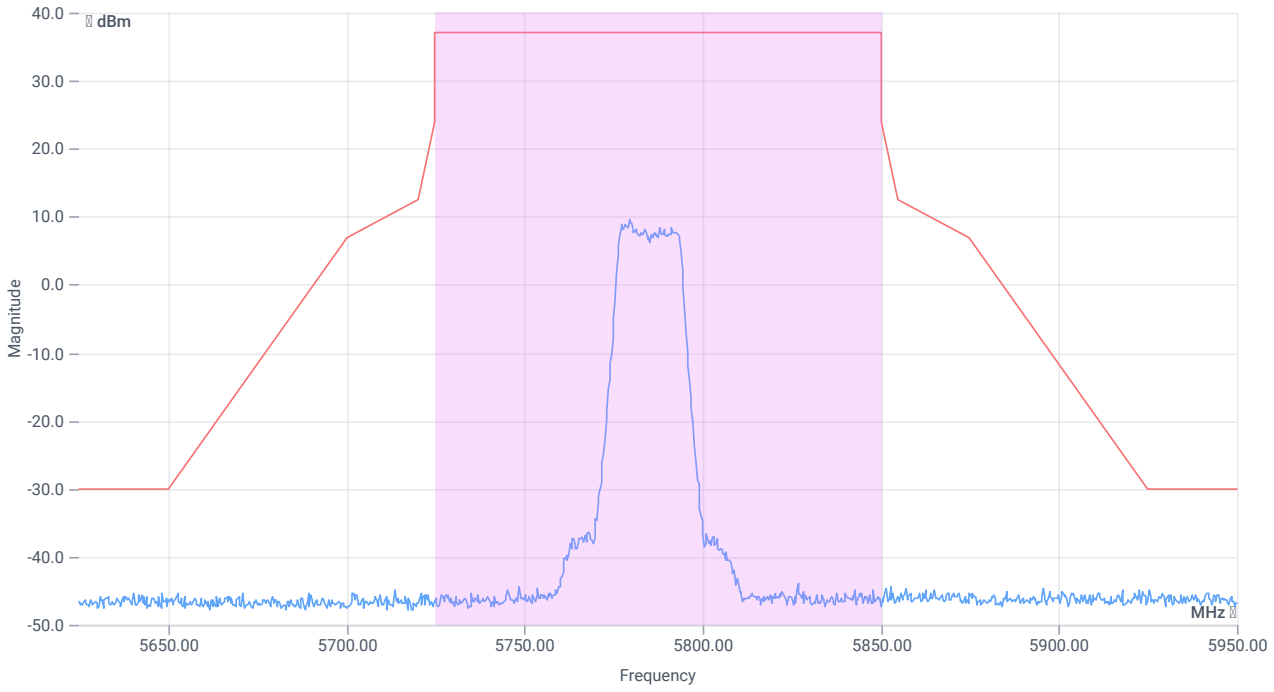

Emission Mask (e.i.r.p)

RESULT

DESCRIPTION	LOWER LIMIT	UPPER LIMIT	MEASURED	UNIT	VERDICT

Verdict
PASS

FCC 15.407, ISED RSS247 # Minimum emission bandwidth ~ WLAN5Gx n-HT20 mode U-NII-3

References

TC start	02.06.2026 07:28:48
Ambit temp (test rack) [°C] | humidity [rel%]	24.4 | 44
System version	6.0.7.5
Standard | Version	FCC 15.407, ISED RSS247 | NI
Method	KDB789033 D02, C.2.
Description	FCC 15.407 Min Emission Bandwidth - WLAN5Gx n-HT20 mode U-NII-3
Information	

EUT Common Settings WLAN5Gx

Number of antenna ports	2
User Interaction	No
Device class U-NII-1 (FCC)	Client
Limit W52 japan	Standard
TPC supported	No
Vehicle use (ISED)	No

Equipment

Signal analyzer,Rohde&Schwarz,FSV-40,1307.9002K40/101042,3.71
Switch matrix,cetecom advanced GmbH,USM,B002,1.0.0

Test Parameter

Technology to test	WLAN5Gx n-HT20 mode
EUT port	EUT1
Temperature	nom
Voltage	nom
Frequency low to test	False | Freq [MHz] 5745
Frequency mid to test	True | Freq [MHz] 5785
Frequency high to test	False | Freq [MHz] 5825
Auto control enabled power supply | Climatic Box	No | No
Additional path loss [dB]	0
Full path type	EUT_SA_GEN_SIG
Full path name	EUT1.MP.SIG1/EUT1.SA/EUT1.GEN1/EUT1.GEN2/
Switch bits	00010001:00010001:00000000:00000001

Test at TX 5785 MHz

RESULT: Reference power cond.

DESCRIPTION	LOWER LIMIT	UPPER LIMIT	MEASURED	UNIT	VERDICT
Ref. power 1MHz/1MHz cond.	---	---	2.15	dBm	INFO
Ref. frequency	---	---	5780.000	MHz	INFO

READ SA SETTINGS:

RefLevel [dBm] | RefLevelOffset [dB] | InpAtt [dB]	14.15 | 12.84 | 20
Start [MHz] | Stop [MHz]	5760.000 | 5810.000
RBW [MHz] | VBW [MHz]	0.100000 | 0.300000
Detector | TraceMode	POS | MAXH
Sweep: time [ms] | count | points per Section | type	2 | 1500 | 1001 | SWE

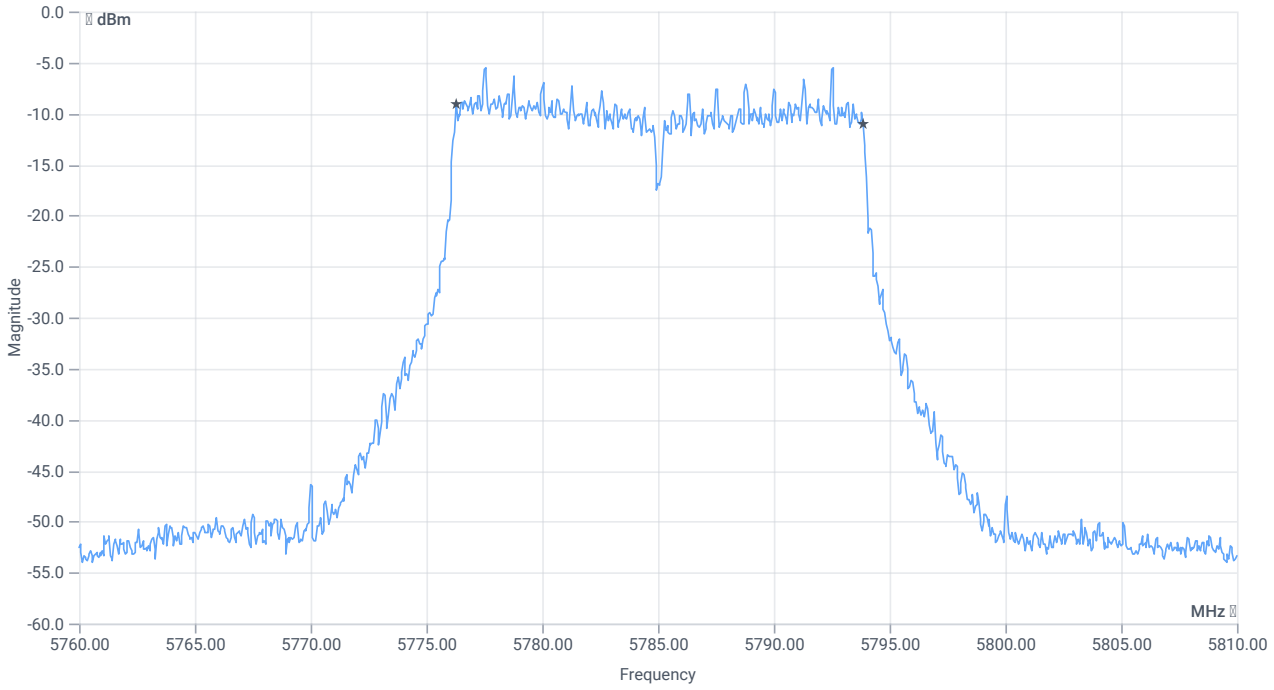

BW 6dB

RESULT

DESCRIPTION	LOWER LIMIT	UPPER LIMIT	MEASURED	UNIT	VERDICT
Bandwidth (6dB)	0.500	---	17.6	MHz	PASS

Verdict
PASS

FCC 15.407, ISED RSS247 # Bandwidths 99PCT and 26dB (UNII-3 20dB) ~ WLAN5Gx n-HT20 mode U-NII-3

References

TC start	02.06.2026 07:28:16
Ambit temp (test rack) [°C] | humidity [rel%]	24.4 | 45
System version	6.0.7.5
Standard | Version	FCC 15.407, ISED RSS247 | NI
Method	26dB Bandwidth KDB789033 D02, C.1 / ISED RSS-GEN
Description	FCC 15.407 Bandwidths - WLAN5Gx n-HT20 mode U-NII-3
Information	

EUT Common Settings WLAN5Gx

Number of antenna ports	2
User Interaction	No
Device class U-NII-1 (FCC)	Client
Limit W52 japan	Standard
TPC supported	No
Vehicle use (ISED)	No

Equipment

Signal analyzer,Rohde&Schwarz,FSV-40,1307.9002K40/101042,3.71
Switch matrix,cetecom advanced GmbH,USM,B002,1.0.0

Test Parameter

Technology to test	WLAN5Gx n-HT20 mode
EUT port	EUT1
Temperature	nom
Voltage	nom
Frequency low to test	False | Freq [MHz] 5745
Frequency mid to test	True | Freq [MHz] 5785
Frequency high to test	False | Freq [MHz] 5825
Auto control enabled power supply | Climatic Box	No | No
Additional path loss [dB]	0
Full path type	EUT_SA_GEN_SIG
Full path name	EUT1.MP.SIG1/EUT1.SA/EUT1.GEN1/EUT1.GEN2/
Switch bits	00010001:00010001:00000000:00000001

Test at TX 5785 MHz

RESULT: Reference power cond.

DESCRIPTION	LOWER LIMIT	UPPER LIMIT	MEASURED	UNIT	VERDICT
Ref. power 1MHz/1MHz cond.	---	---	2.22	dBm	INFO
Ref. frequency	---	---	5777.610	MHz	INFO

READ SA SETTINGS:

RefLevel [dBm] | RefLevelOffset [dB] | InpAtt [dB]	10.22 | 12.84 | 15
Start [MHz] | Stop [MHz]	5760.000 | 5810.000
RBW [MHz] | VBW [MHz]	0.300000 | 1.000000
Detector | TraceMode	POS | MAXH
Sweep: time [ms] | count | points per Section | type	1 | 2500 | 1001 | SWE

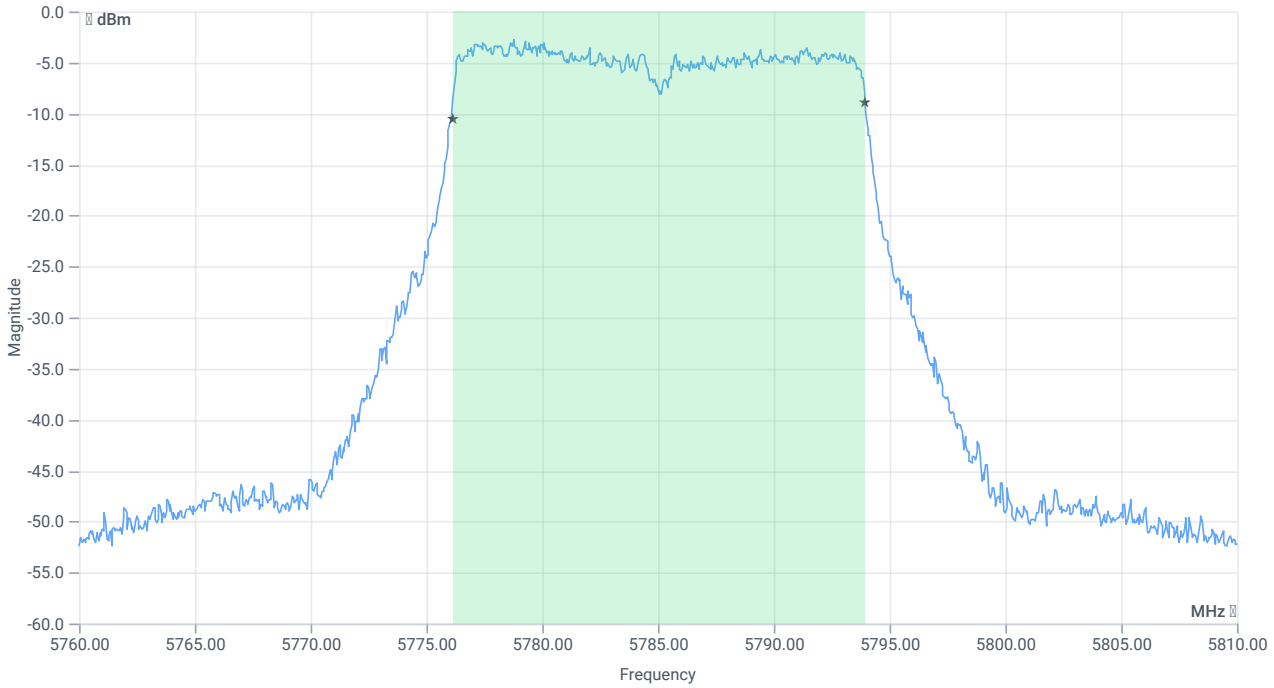

BW 99PCT

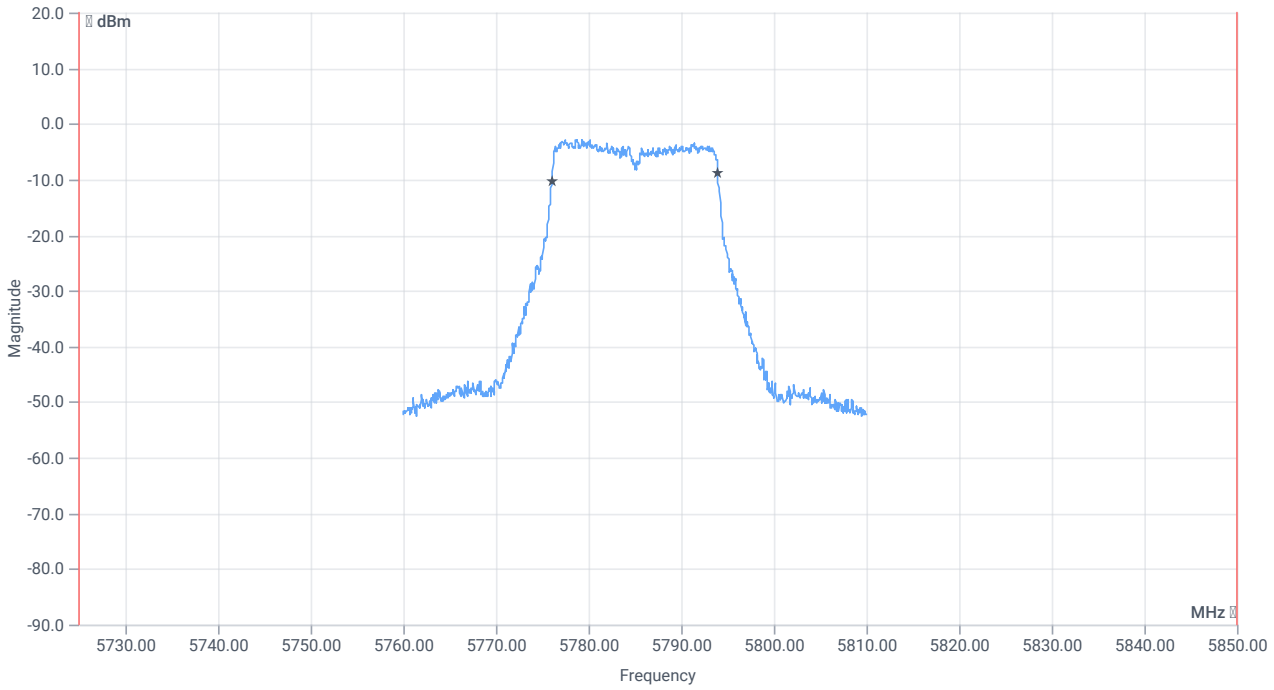

BW within band 99PCT

RESULT

DESCRIPTION	LOWER LIMIT	UPPER LIMIT	MEASURED	UNIT	VERDICT
Bandwidth 99%	---	---	17.832	MHz	INFO
T1 99%	5725.000000	---	5776.1089	MHz	PASS
T2 99%	---	5850.000000	5793.9411	MHz	PASS since U-NII-4 is supported

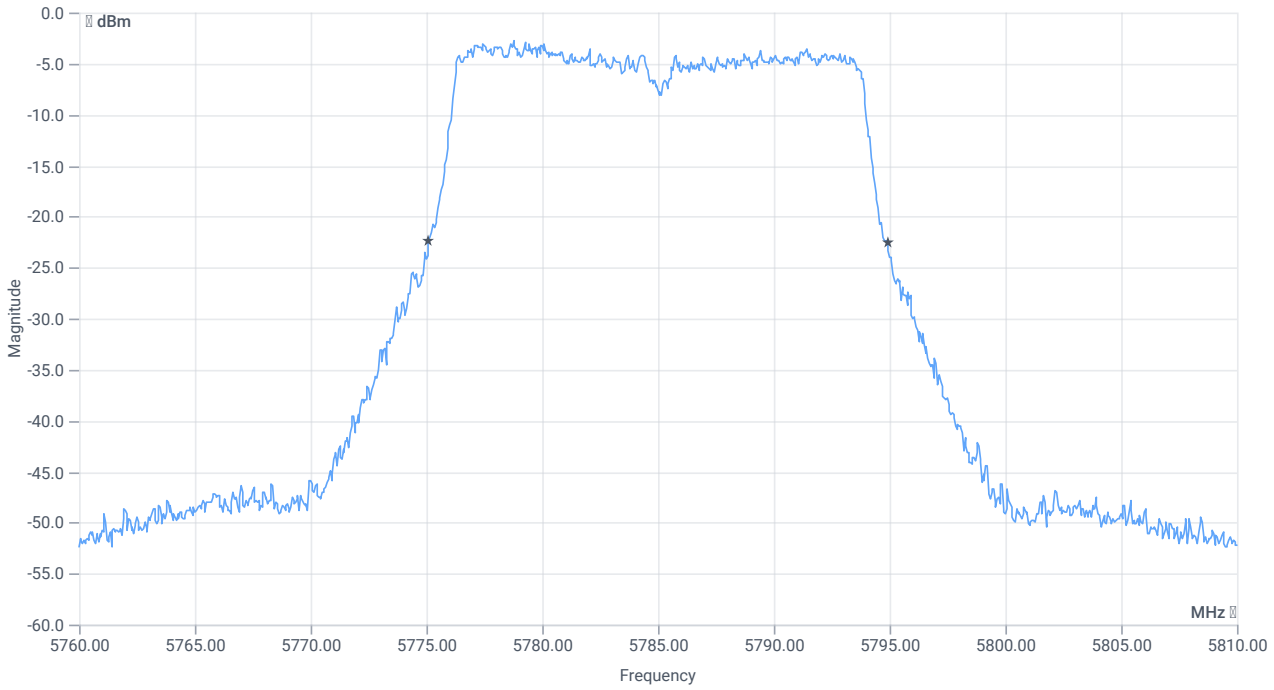

BW 20dB

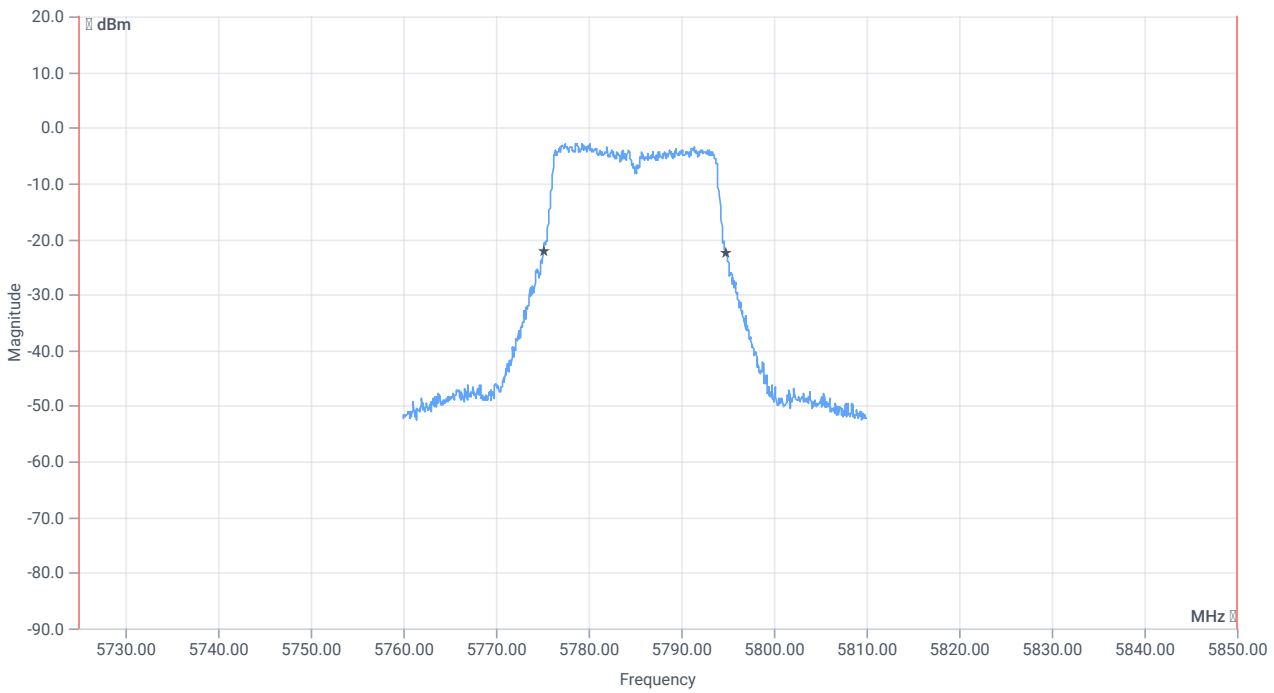

BW within band 20dB

RESULT

DESCRIPTION	LOWER LIMIT	UPPER LIMIT	MEASURED	UNIT	VERDICT
Bandwidth 20dB	---	---	19.8	MHz	INFO
T1 20dB	5725.000000	---	5775.1000	MHz	PASS

RESULT

DESCRIPTION	LOWER LIMIT	UPPER LIMIT	MEASURED	UNIT	VERDICT
T2 20dB	---	5850.000000	5794.9000	MHz	PASS since U-NII-4 is supported

Verdict
PASS

ISED RSS247 # Max output power and psd ~ WLAN5Gx n-HT20 mode U-NII-3

References

TC start	02.06.2026 07:25:41
Ambit temp (test rack) [°C] | humidity [rel%]	24.4 | 45
System version	6.0.7.5
Standard | Version	ISED RSS247 | NI
Method	
Description	ISED Max Output Power & PSD - WLAN5Gx n-HT20 mode U-NII-3
Information	

EUT Common Settings WLAN5Gx

Number of antenna ports	2
User Interaction	No
Device class U-NII-1 (FCC)	Client
Limit W52 japan	Standard
TPC supported	No
Vehicle use (ISED)	No

Equipment

Signal analyzer,Rohde&Schwarz,FSV-40,1307.9002K40/101042,3.71
Switch matrix,cetecom advanced GmbH,USM,B002,1.0.0

Test Parameter

Technology to test	WLAN5Gx n-HT20 mode
EUT port	EUT1
Temperature	nom
Voltage	nom
Frequency low to test	False | Freq [MHz] 5745
Frequency mid to test	True | Freq [MHz] 5785
Frequency high to test	False | Freq [MHz] 5825
Auto control enabled power supply | Climatic Box	No | No
Additional path loss [dB]	0
Full path type	EUT_SA_GEN_SIG
Full path name	EUT1.MP.SIG1/EUT1.SA/EUT1.GEN1/EUT1.GEN2/
Switch bits	00010001:00010001:00000000:00000001

Test at TX 5785 MHz

RESULT: Reference power cond.

DESCRIPTION	LOWER LIMIT	UPPER LIMIT	MEASURED	UNIT	VERDICT
Ref. power 1MHz/1MHz cond.	---	---	1.59	dBm	INFO
Ref. frequency	---	---	5780.200	MHz	INFO

Evaluation max. duty cycle

Duty cycle evaluation

DESCRIPTION	LOWER LIMIT	UPPER LIMIT	MEASURED	UNIT	VERDICT
Duty cycle min	---	---	0	dB	DC > 98% defined

Evaluation bandwidth

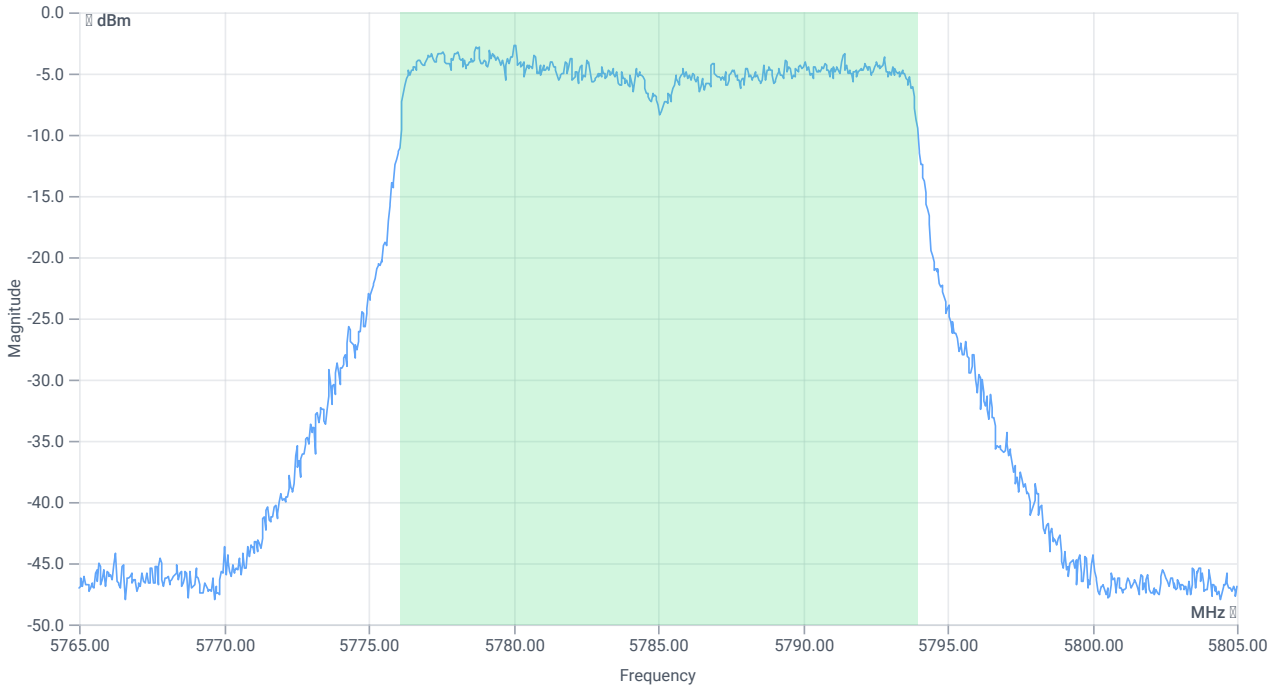

BW 99PCT

RESULT

DESCRIPTION	LOWER LIMIT	UPPER LIMIT	MEASURED	UNIT	VERDICT
Bandwidth 99%	---	---	17.862	MHz	INFO
T1 99%	---	---	5776.0889	MHz	INFO
T2 99%	---	---	5793.9510	MHz	INFO

Maximum Output Power

Antenna gain

Considered antenna gain [dBi]:	5.8 @ 5785 MHz

READ SA SETTINGS:

RefLevel [dBm] | RefLevelOffset [dB] | InpAtt [dB]	13.59 | 12.84 | 15
Start [MHz] | Stop [MHz]	5765.000 | 5805.000
RBW [MHz] | VBW [MHz]	1.000000 | 3.000000
Detector | TraceMode	RMS | MAXH
Sweep: time [ms] | count | points per Section | type	59600 | 1 | 161 | SWE

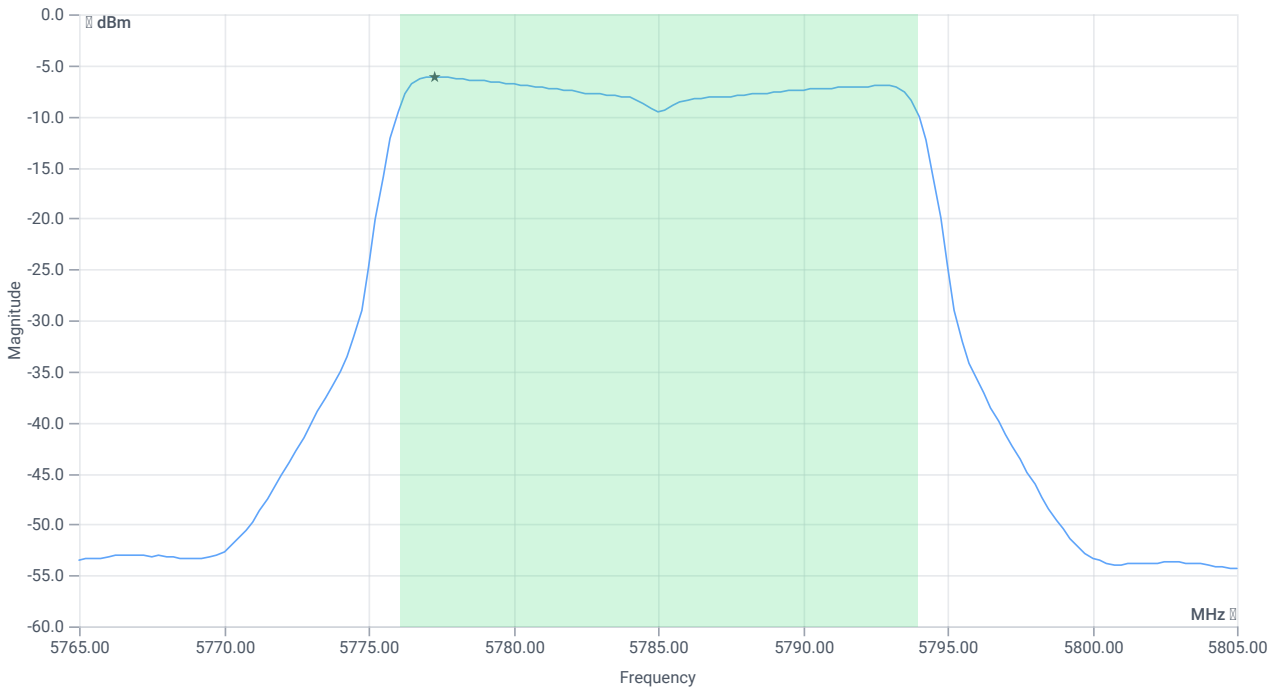

Max OP and PSD (without antenna gain)

RESULT

DESCRIPTION	LOWER LIMIT	UPPER LIMIT	MEASURED	UNIT	VERDICT
Max output power cond	---	---	4.82	dBm	INFO
Duty cycle correction	---	---	0	dB	INFO
LIMIT absolute cond					
Max output power DC corrected cond	---	30	4.82	dBm	PASS
Antenna gain applied			5.8	dBi	INFO
LIMIT absolute eirp (RSS-247 §6.2.4)					
Max output power DC corrected eirp	---	36	10.62	dBm	PASS

READ SA SETTINGS:

RefLevel [dBm] | RefLevelOffset [dB] | InpAtt [dB]	13.59 | 12.84 | 20
Start [MHz] | Stop [MHz]	5765.000 | 5805.000
RBW [MHz] | VBW [MHz]	0.500000 | 3.000000
Detector | TraceMode	RMS | MAXH
Sweep: time [ms] | count | points per Section | type	59600 | 1 | 161 | SWE

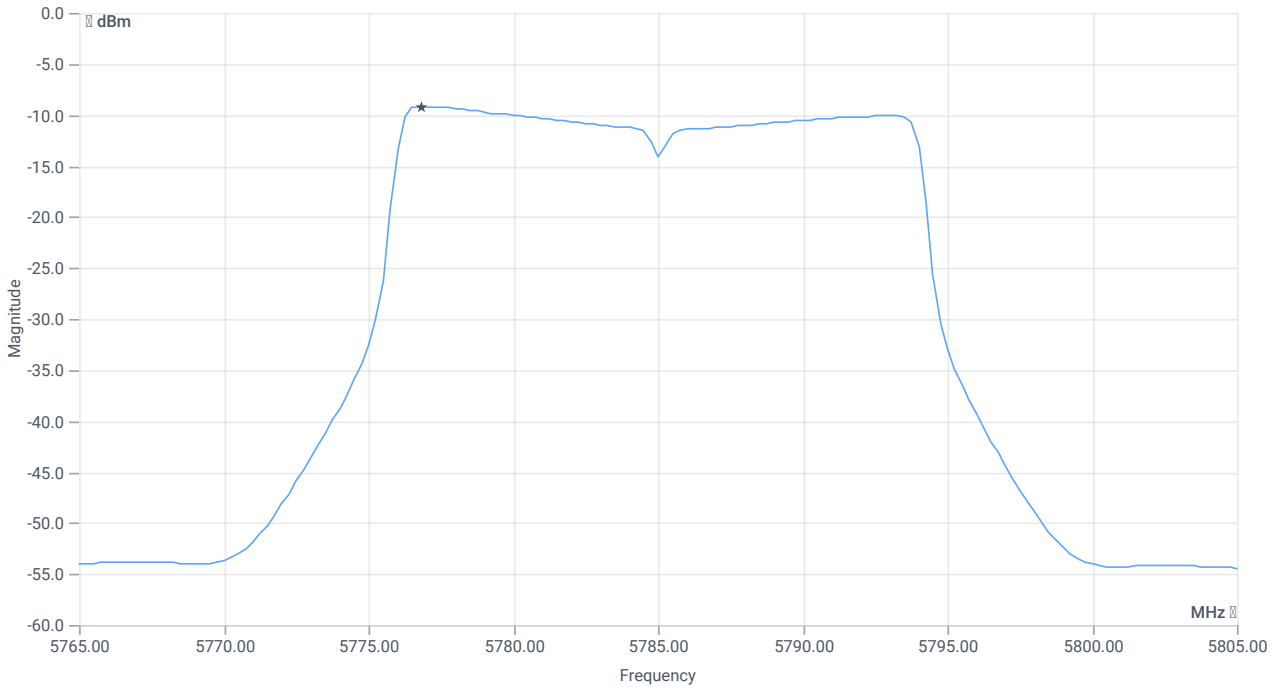

PSD UNII-3

RESULT

DESCRIPTION	LOWER LIMIT	UPPER LIMIT	MEASURED	UNIT	VERDICT
Power spectral density cond	---		-9.19	dBm/0.5MHz	INFO
Power spectral density DC corrected cond	---	30	-9.19	dBm/0.5MHz	PASS

Verdict
PASS

FCC 15.407 # Max output power and psd ~ WLAN5Gx n-HT20 mode U-NII-3

References

TC start	02.06.2026 07:23:05
Ambit temp (test rack) [°C] | humidity [rel%]	24.3 | 44
System version	6.0.7.5
Standard | Version	FCC 15.407 | NI
Method	KDB789033 D02, F., E.2.e.
Description	FCC 15.407 Max Output Power & PSD - WLAN5Gx n-HT20 mode U-NII-3
Information	

EUT Common Settings WLAN5Gx

Number of antenna ports	2
User Interaction	No
Device class U-NII-1 (FCC)	Client
Limit W52 japan	Standard
TPC supported	No
Vehicle use (ISED)	No

Equipment

Signal analyzer,Rohde&Schwarz,FSV-40,1307.9002K40/101042,3.71
Switch matrix,cetecom advanced GmbH,USM,B002,1.0.0

Test Parameter

Technology to test	WLAN5Gx n-HT20 mode
EUT port	EUT1
Temperature	nom
Voltage	nom
Frequency low to test	False | Freq [MHz] 5745
Frequency mid to test	True | Freq [MHz] 5785
Frequency high to test	False | Freq [MHz] 5825
Auto control enabled power supply | Climatic Box	No | No
Additional path loss [dB]	0
Full path type	EUT_SA_GEN_SIG
Full path name	EUT1.MP.SIG1/EUT1.SA/EUT1.GEN1/EUT1.GEN2/
Switch bits	00010001:00010001:00000000:00000001

Test at TX 5785 MHz

RESULT: Reference power cond.

DESCRIPTION	LOWER LIMIT	UPPER LIMIT	MEASURED	UNIT	VERDICT
Ref. power 1MHz/1MHz cond.	---	---	1.86	dBm	INFO
Ref. frequency	---	---	5779.010	MHz	INFO

Evaluation max. duty cycle

Duty cycle evaluation

DESCRIPTION	LOWER LIMIT	UPPER LIMIT	MEASURED	UNIT	VERDICT
Duty cycle min	---	---	0	dB	DC > 98% defined

Evaluation bandwidth

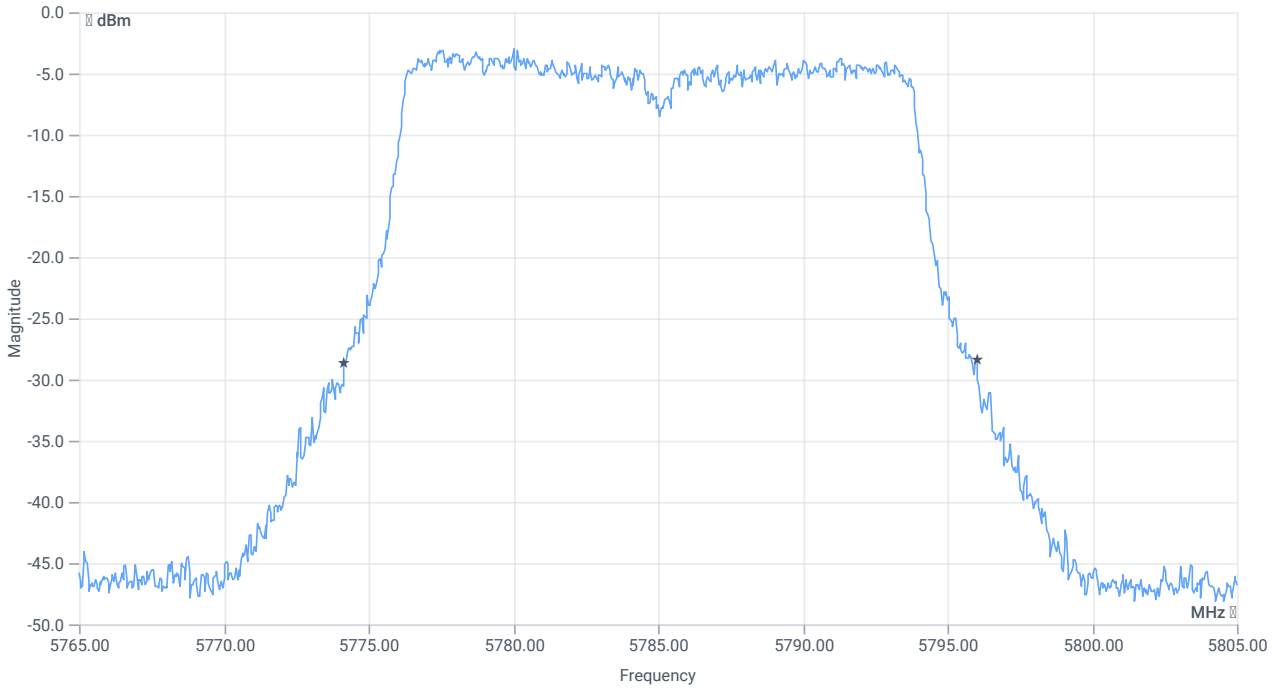

BW 26dB

RESULT

DESCRIPTION	LOWER LIMIT	UPPER LIMIT	MEASURED	UNIT	VERDICT
Bandwidth 26dB	---	---	21.84	MHz	INFO
T1 26dB	---	---	5774.1600	MHz	INFO
T2 26dB	---	---	5796.0000	MHz	INFO

Maximum Output Power

READ SA SETTINGS:

RefLevel [dBm] | RefLevelOffset [dB] | InpAtt [dB]	13.86 | 12.84 | 20
Start [MHz] | Stop [MHz]	5765.000 | 5805.000
RBW [MHz] | VBW [MHz]	1.000000 | 3.000000
Detector | TraceMode	RMS | MAXH
Sweep: time [ms] | count | points per Section | type	59600 | 1 | 161 | SWE

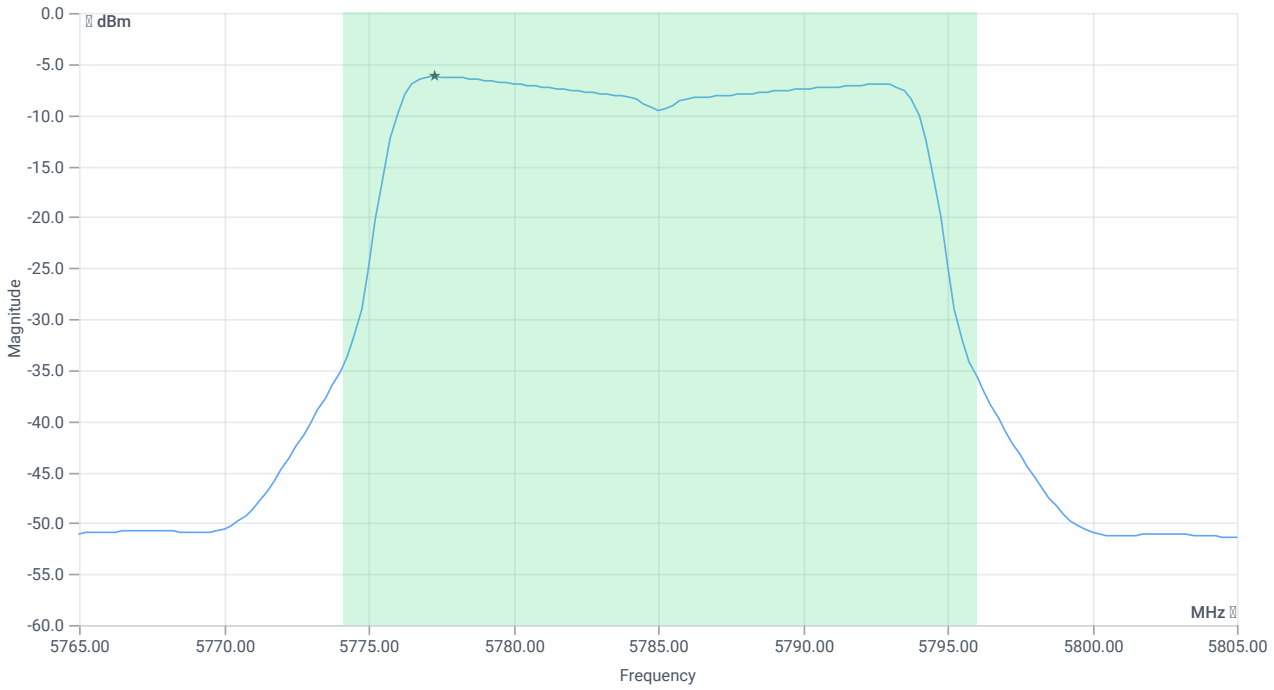

Max OP and PSD

RESULT

CONDUCTED LIMITS FOR MAX ANTENNA GAIN OF 6 D BI					
Description	Lower Limit	Upper Limit	Measured	Unit	Verdict
Max output power cond	---	---	4.85	dBm	INFO
Duty cycle correction	---	---	0	dB	INFO
LIMIT absolute:					
Max output power DC corrected cond	---	30	4.85	dBm	PASS
LIMIT: 11 dBm + 10 log 21.84					
Max output power DC corrected cond	---	24.39	4.85	dBm	na

Power Spectral Density U-NII-3

READ SA SETTINGS:

RefLevel [dBm] | RefLevelOffset [dB] | InpAtt [dB]	13.86 | 12.84 | 20

READ SA SETTINGS:

Start [MHz] | Stop [MHz]	5765.000 | 5805.000
RBW [MHz] | VBW [MHz]	0.500000 | 3.000000
Detector | TraceMode	RMS | MAXH
Sweep: time [ms] | count | points per Section | type	59600 | 1 | 161 | SWE

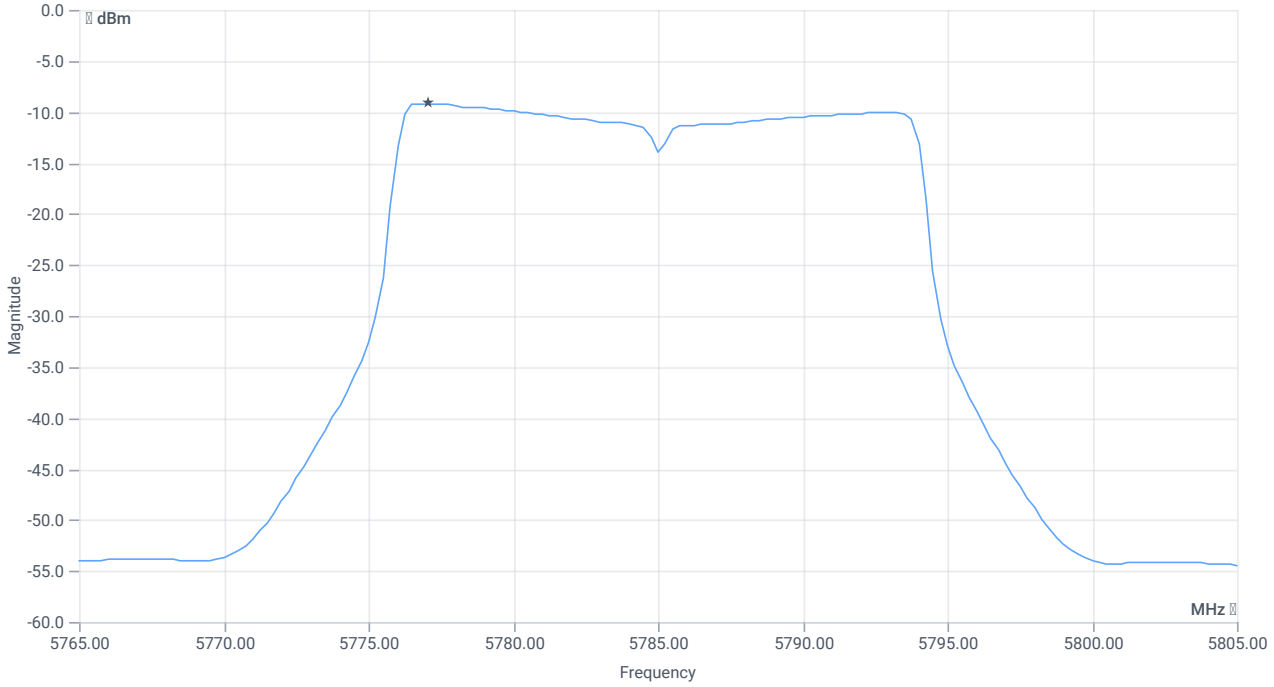

PSD UNII-3

RESULT

CONDUCTED LIMITS FOR MAX ANTENNA GAIN OF 6 D BI					
Description	Lower Limit	Upper Limit	Measured	Unit	Verdict
Power spectral density cond	---	---	-9.16	dBm/0.5MHz	INFO
Duty cycle correction	---	---	0	dB	INFO
Power spectral density DC corrected cond	---	30	-9.16	dBm/0.5MHz	PASS

Verdict
PASS

NA # Peak output power 3MHz/3MHz ~ WLAN5Gx n-HT20 mode U-NII-3

References

TC start	02.06.2026 07:22:39
Ambit temp (test rack) [°C] | humidity [rel%]	24.3 | 44
System version	6.0.7.5
Standard | Version	NA | NI
Method	
Description	Peak OP 3MHz/3MHz - WLAN5Gx n-HT20 mode U-NII-3
Information	

EUT Common Settings WLAN5Gx

Number of antenna ports	2
User Interaction	No
Device class U-NII-1 (FCC)	Client
Limit W52 japan	Standard
TPC supported	No
Vehicle use (ISED)	No

Equipment

Signal analyzer,Rohde&Schwarz,FSV-40,1307.9002K40/101042,3.71
Switch matrix,cetecom advanced GmbH,USM,B002,1.0.0

Test Parameter

Technology to test	WLAN5Gx n-HT20 mode
EUT port	EUT1
Temperature	nom
Voltage	nom
Frequency low to test	False | Freq [MHz] 5745
Frequency mid to test	True | Freq [MHz] 5785
Frequency high to test	False | Freq [MHz] 5825
Auto control enabled power supply | Climatic Box	No | No
Additional path loss [dB]	0
Full path type	EUT_SA_GEN_SIG
Full path name	EUT1.MP.SIG1/EUT1.SA/EUT1.GEN1/EUT1.GEN2/
Switch bits	00010001:00010001:00000000:00000001

Test at TX 5785 MHz

RESULT: Reference power cond.

DESCRIPTION	LOWER LIMIT	UPPER LIMIT	MEASURED	UNIT	VERDICT
Ref. power 1MHz/1MHz cond.	---	---	2.14	dBm	INFO
Ref. frequency	---	---	5777.210	MHz	INFO

READ SA SETTINGS:

RefLevel [dBm] | RefLevelOffset [dB] | InpAtt [dB]	14.14 | 12.84 | 20
Start [MHz] | Stop [MHz]	5760.000 | 5810.000
RBW [MHz] | VBW [MHz]	3.000000 | 3.000000
Detector | TraceMode	POS | MAXH
Sweep: time [ms] | count | points per Section | type	300 | 20 | 1001 | SWE

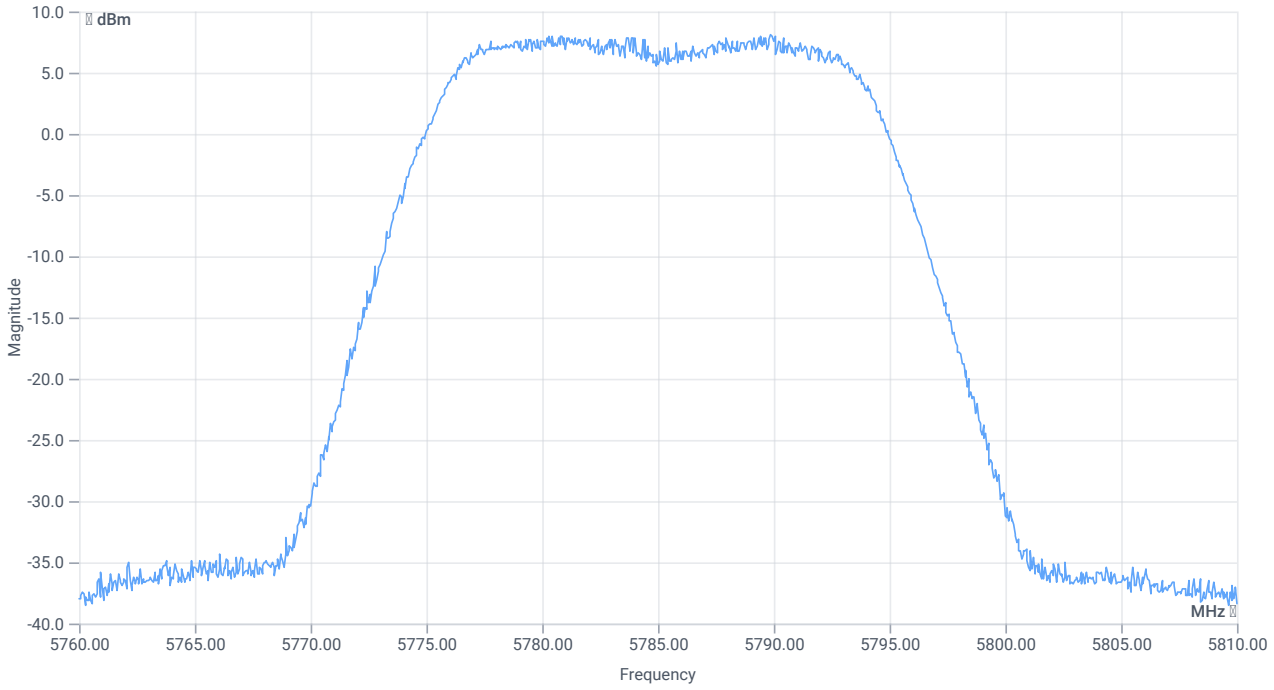

Peak output power

RESULT

DESCRIPTION	LOWER LIMIT	UPPER LIMIT	MEASURED	UNIT	VERDICT
Peak Power	---	---	8.06	dBm	INFO
Peak Power	---	---	6.397348	mW	INFO
Frequency at Peak	---	---	5789.845	MHz	INFO

Verdict
PASS

NA # Message with SA scan ~

References

TC start	02.06.2026 07:21:19
Ambit temp (test rack) [°C] | humidity [rel%]	24.3 | 45
System version	6.0.7.5
Standard | Version	NA | NI
Method	
Description	Message with SA Scan n_HT20_U_NII_3
Information	

Equipment

Signal analyzer,Rohde&Schwarz,FSV-40,1307.9002K40/101042,3.71
Switch matrix,cetecom advanced GmbH,USM,B002,1.0.0

Test Parameter

Full path type	EUT_SA_GEN_SIG
Full path name	EUT1.MP.SIG1/EUT1.SA/EUT1.GEN1/EUT1.GEN2/
Switch bits	00010001:00010001:00000000:00000001
Message start	02.06.2026 07:21:21
Message	set WLAN5Gx to n_HT20_U_NII_3, Frequency [MHz] 5785 , Information:

Verdict
INFO

FCC 15.407, ISED RSS247 # Emission mask (eirp) ~ WLAN5Gx n-HT20 mode U-NII-3

References

TC start	02.06.2026 07:20:39
Ambit temp (test rack) [°C] | humidity [rel%]	24.3 | 45
System version	6.0.7.5
Standard | Version	FCC 15.407, ISED RSS247 | NI
Method	NI
Description	FCC 15.407 Emission mask - WLAN5Gx n-HT20 mode U-NII-3
Information	

EUT Common Settings WLAN5Gx

Number of antenna ports	2
User Interaction	No
Device class U-NII-1 (FCC)	Client
Limit W52 japan	Standard
TPC supported	No
Vehicle use (ISED)	No

Equipment

Signal analyzer,Rohde&Schwarz,FSV-40,1307.9002K40/101042,3.71
Switch matrix,cetecom advanced GmbH,USM,B002,1.0.0

Test Parameter

Technology to test	WLAN5Gx n-HT20 mode
EUT port	EUT1
Temperature	nom
Voltage	nom
Frequency low to test	True | Freq [MHz] 5745
Frequency mid to test	False | Freq [MHz] 5785
Frequency high to test	False | Freq [MHz] 5825
Auto control enabled power supply | Climatic Box	No | No
Additional path loss [dB]	0
Full path type	EUT_SA_GEN_SIG
Full path name	EUT1.MP.SIG1/EUT1.SA/EUT1.GEN1/EUT1.GEN2/
Switch bits	00010001:00010001:00000000:00000001

Test at TX 5745 MHz

Number of antenna ports: 2

reduction of limit due to number of antenna ports [dB]: 3

RESULT: Reference power cond.

DESCRIPTION	LOWER LIMIT	UPPER LIMIT	MEASURED	UNIT	VERDICT
Ref. power 1MHz/1MHz cond.	---	---	2.74	dBm	INFO
Ref. frequency	---	---	5746.600	MHz	INFO

Antenna gain

Considered antenna gain [dBi]:	6.06 / max found in range 5625 to 5950 MHz

READ SA SETTINGS:

RefLevel [dBm] | RefLevelOffset [dB] | InpAtt [dB]	5.74 | 12.81 | 10
Start [MHz] | Stop [MHz]	5625.000 | 5950.000
RBW [MHz] | VBW [MHz]	1.000000 | 3.000000
Detector | TraceMode	POS | MAXH
Sweep: time [ms] | count | points per Section | type	1 | 2500 | 1001 | SWE

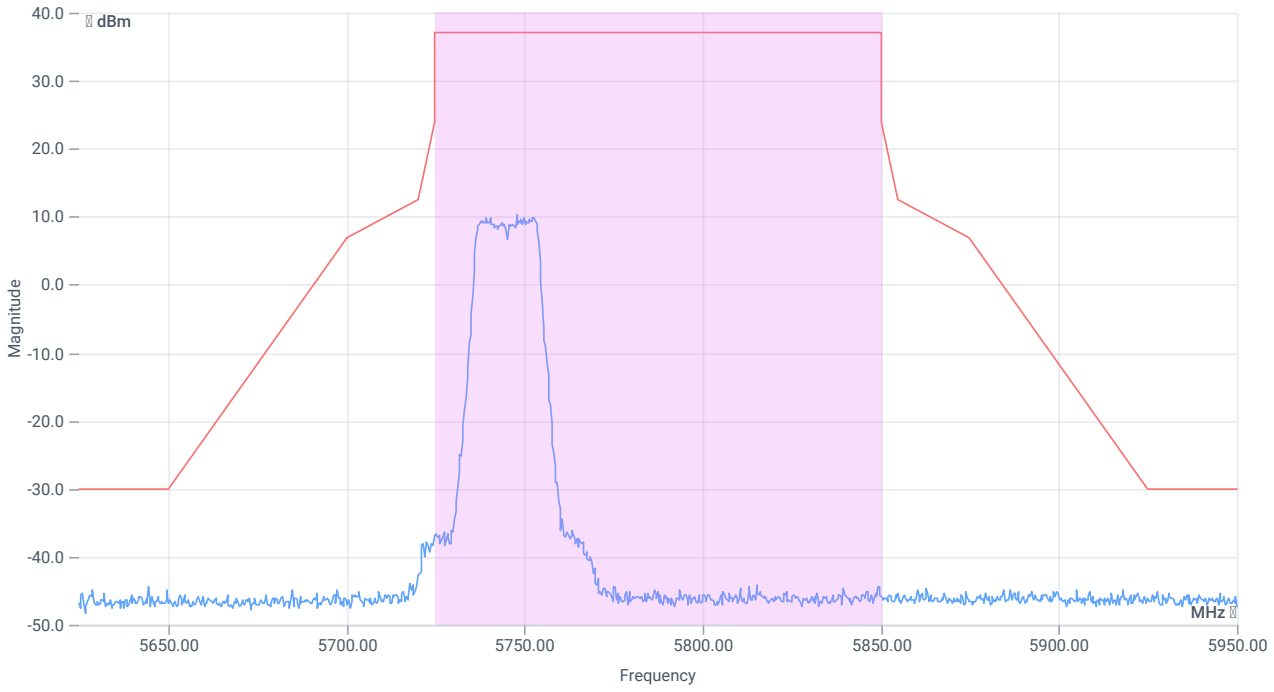

Emission Mask (e.i.r.p)

RESULT

DESCRIPTION	LOWER LIMIT	UPPER LIMIT	MEASURED	UNIT	VERDICT

Verdict
PASS

FCC 15.407, ISED RSS247 # Minimum emission bandwidth ~ WLAN5Gx n-HT20 mode U-NII-3

References

TC start	02.06.2026 07:19:56
Ambit temp (test rack) [°C] | humidity [rel%]	24.3 | 45
System version	6.0.7.5
Standard | Version	FCC 15.407, ISED RSS247 | NI
Method	KDB789033 D02, C.2.
Description	FCC 15.407 Min Emission Bandwidth - WLAN5Gx n-HT20 mode U-NII-3
Information	

EUT Common Settings WLAN5Gx

Number of antenna ports	2
User Interaction	No
Device class U-NII-1 (FCC)	Client
Limit W52 japan	Standard
TPC supported	No
Vehicle use (ISED)	No

Equipment

Signal analyzer,Rohde&Schwarz,FSV-40,1307.9002K40/101042,3.71
Switch matrix,cetecom advanced GmbH,USM,B002,1.0.0

Test Parameter

Technology to test	WLAN5Gx n-HT20 mode
EUT port	EUT1
Temperature	nom
Voltage	nom
Frequency low to test	True | Freq [MHz] 5745
Frequency mid to test	False | Freq [MHz] 5785
Frequency high to test	False | Freq [MHz] 5825
Auto control enabled power supply | Climatic Box	No | No
Additional path loss [dB]	0
Full path type	EUT_SA_GEN_SIG
Full path name	EUT1.MP.SIG1/EUT1.SA/EUT1.GEN1/EUT1.GEN2/
Switch bits	00010001:00010001:00000000:00000001

Test at TX 5745 MHz

RESULT: Reference power cond.

DESCRIPTION	LOWER LIMIT	UPPER LIMIT	MEASURED	UNIT	VERDICT
Ref. power 1MHz/1MHz cond.	---	---	3.10	dBm	INFO
Ref. frequency	---	---	5748.600	MHz	INFO

READ SA SETTINGS:

RefLevel [dBm] | RefLevelOffset [dB] | InpAtt [dB]	15.10 | 12.81 | 20
Start [MHz] | Stop [MHz]	5720.000 | 5770.000
RBW [MHz] | VBW [MHz]	0.100000 | 0.300000
Detector | TraceMode	POS | MAXH
Sweep: time [ms] | count | points per Section | type	2 | 1500 | 1001 | SWE

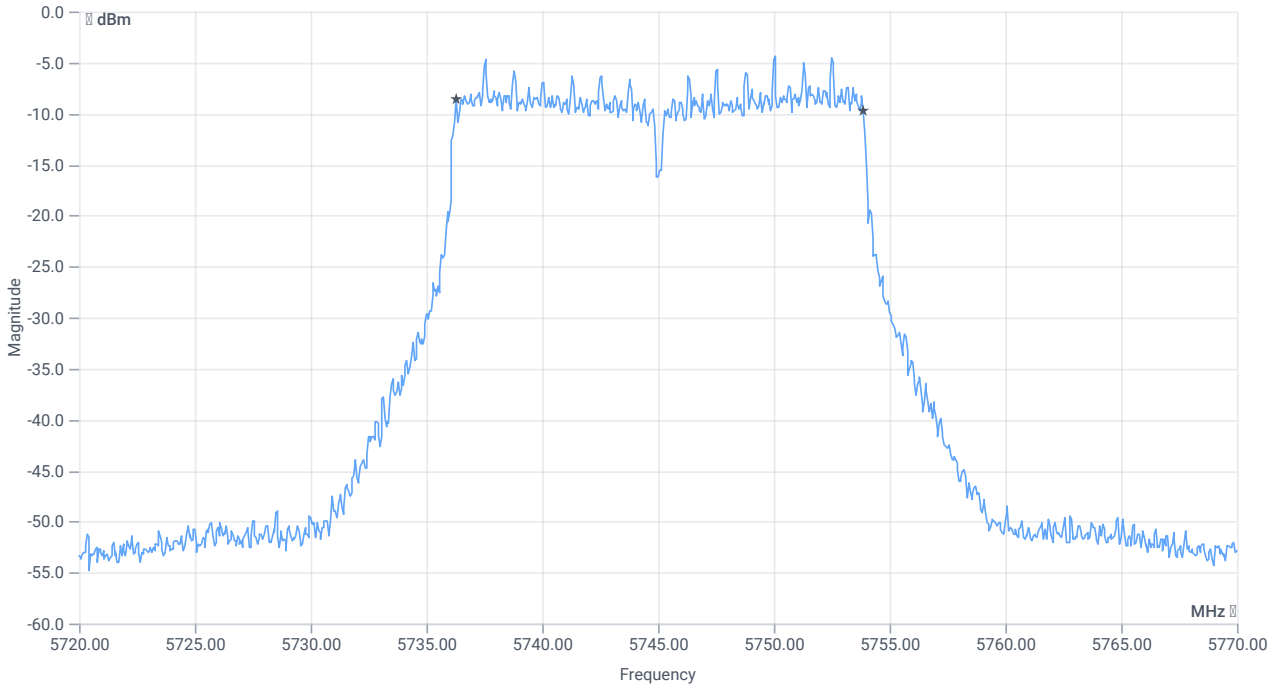

BW 6dB

RESULT

DESCRIPTION	LOWER LIMIT	UPPER LIMIT	MEASURED	UNIT	VERDICT
Bandwidth (6dB)	0.500	---	17.6	MHz	PASS

Verdict
PASS

FCC 15.407, ISED RSS247 # Bandwidths 99PCT and 26dB (UNII-3 20dB) ~ WLAN5Gx n-HT20 mode U-NII-3

References

TC start	02.06.2026 07:19:25
Ambit temp (test rack) [°C] | humidity [rel%]	24.2 | 45
System version	6.0.7.5
Standard | Version	FCC 15.407, ISED RSS247 | NI
Method	26dB Bandwidth KDB789033 D02, C.1 / ISED RSS-GEN
Description	FCC 15.407 Bandwidths - WLAN5Gx n-HT20 mode U-NII-3
Information	

EUT Common Settings WLAN5Gx

Number of antenna ports	2
User Interaction	No
Device class U-NII-1 (FCC)	Client
Limit W52 japan	Standard
TPC supported	No
Vehicle use (ISED)	No

Equipment

Signal analyzer,Rohde&Schwarz,FSV-40,1307.9002K40/101042,3.71
Switch matrix,cetecom advanced GmbH,USM,B002,1.0.0

Test Parameter

Technology to test	WLAN5Gx n-HT20 mode
EUT port	EUT1
Temperature	nom
Voltage	nom
Frequency low to test	True | Freq [MHz] 5745
Frequency mid to test	False | Freq [MHz] 5785
Frequency high to test	False | Freq [MHz] 5825
Auto control enabled power supply | Climatic Box	No | No
Additional path loss [dB]	0
Full path type	EUT_SA_GEN_SIG
Full path name	EUT1.MP.SIG1/EUT1.SA/EUT1.GEN1/EUT1.GEN2/
Switch bits	00010001:00010001:00000000:00000001

Test at TX 5745 MHz

RESULT: Reference power cond.

DESCRIPTION	LOWER LIMIT	UPPER LIMIT	MEASURED	UNIT	VERDICT
Ref. power 1MHz/1MHz cond.	---	---	2.70	dBm	INFO
Ref. frequency	---	---	5740.400	MHz	INFO

READ SA SETTINGS:

RefLevel [dBm] | RefLevelOffset [dB] | InpAtt [dB]	10.70 | 12.81 | 15
Start [MHz] | Stop [MHz]	5720.000 | 5770.000
RBW [MHz] | VBW [MHz]	0.300000 | 1.000000
Detector | TraceMode	POS | MAXH
Sweep: time [ms] | count | points per Section | type	1 | 2500 | 1001 | SWE

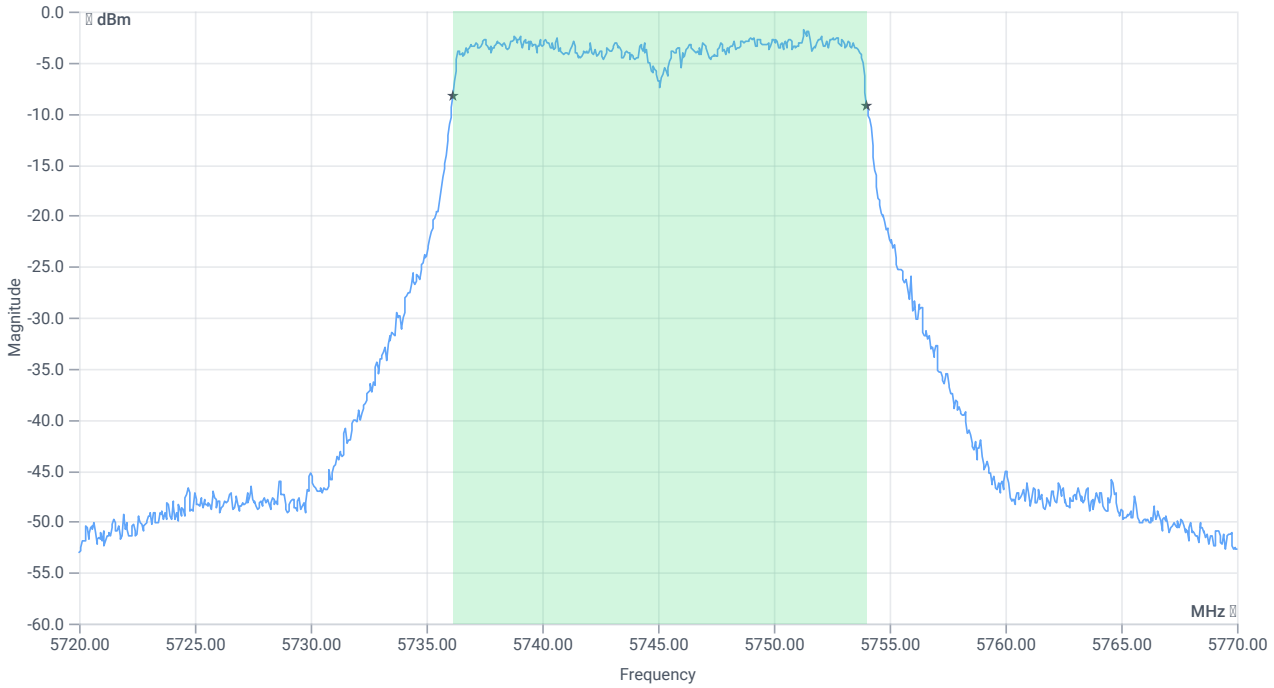

BW 99PCT

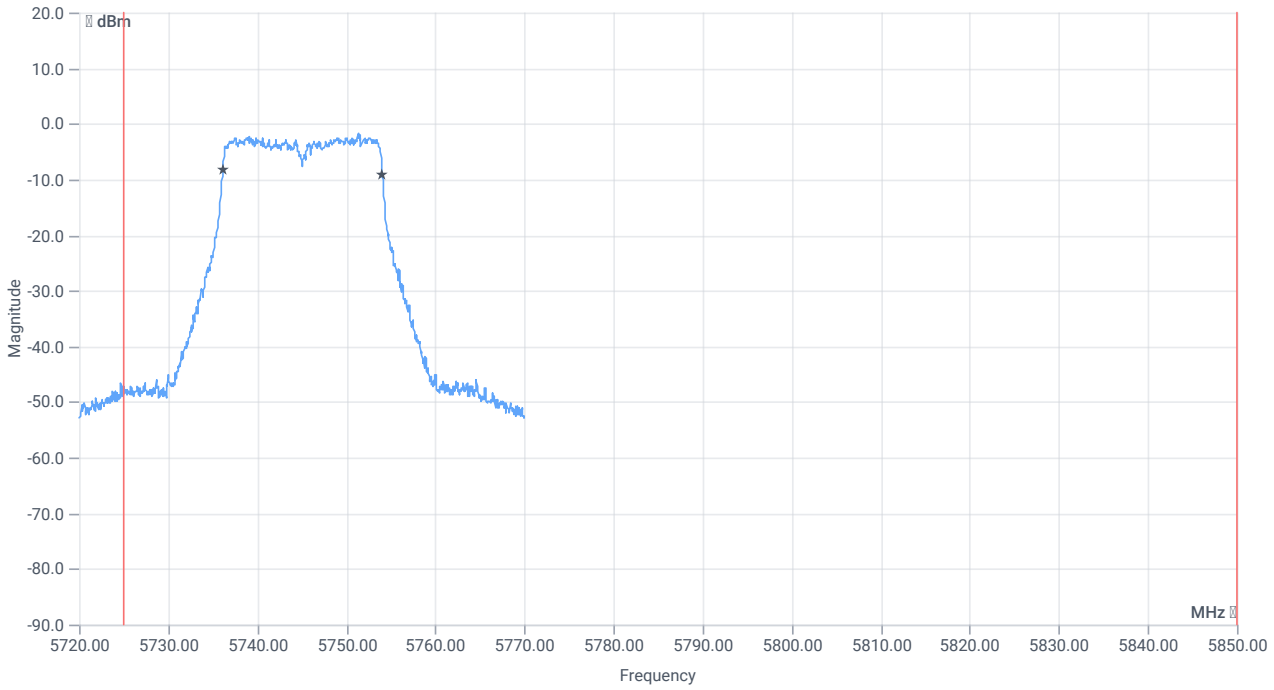

BW within band 99PCT

RESULT

DESCRIPTION	LOWER LIMIT	UPPER LIMIT	MEASURED	UNIT	VERDICT
Bandwidth 99%	---	---	17.832	MHz	INFO
T1 99%	5725.000000	---	5736.1588	MHz	PASS
T2 99%	---	5850.000000	5753.9910	MHz	PASS since U-NII-4 is supported

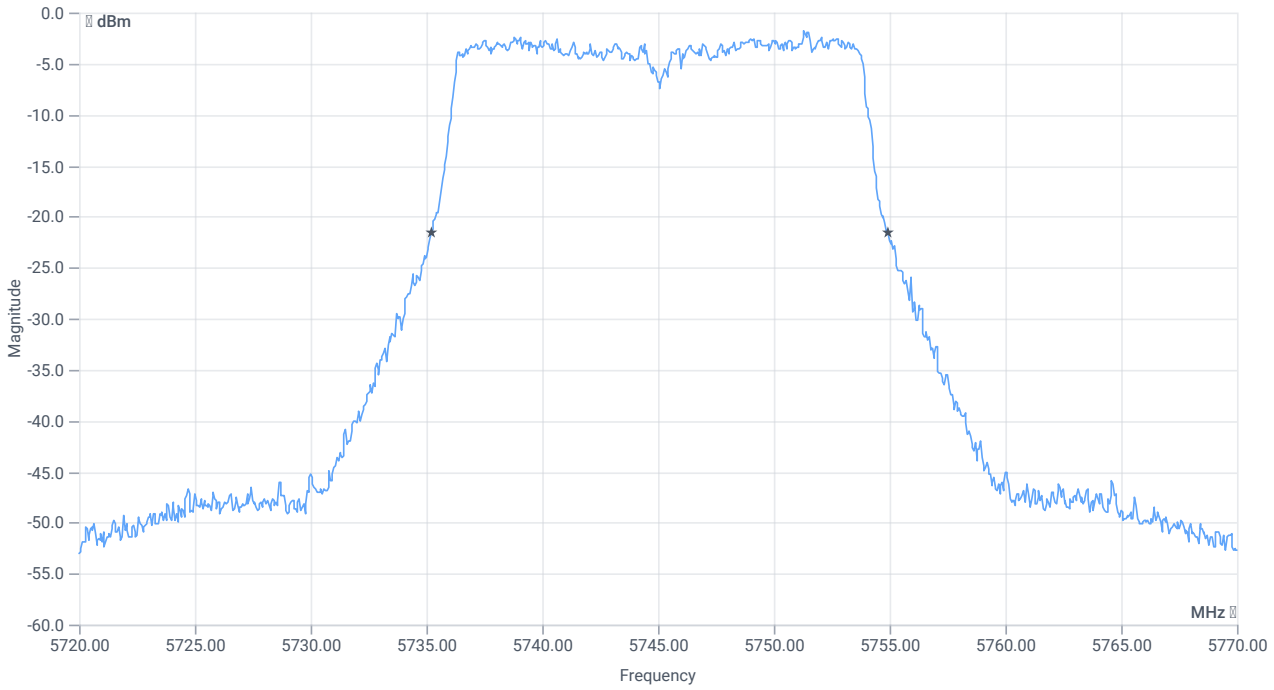

BW 20dB

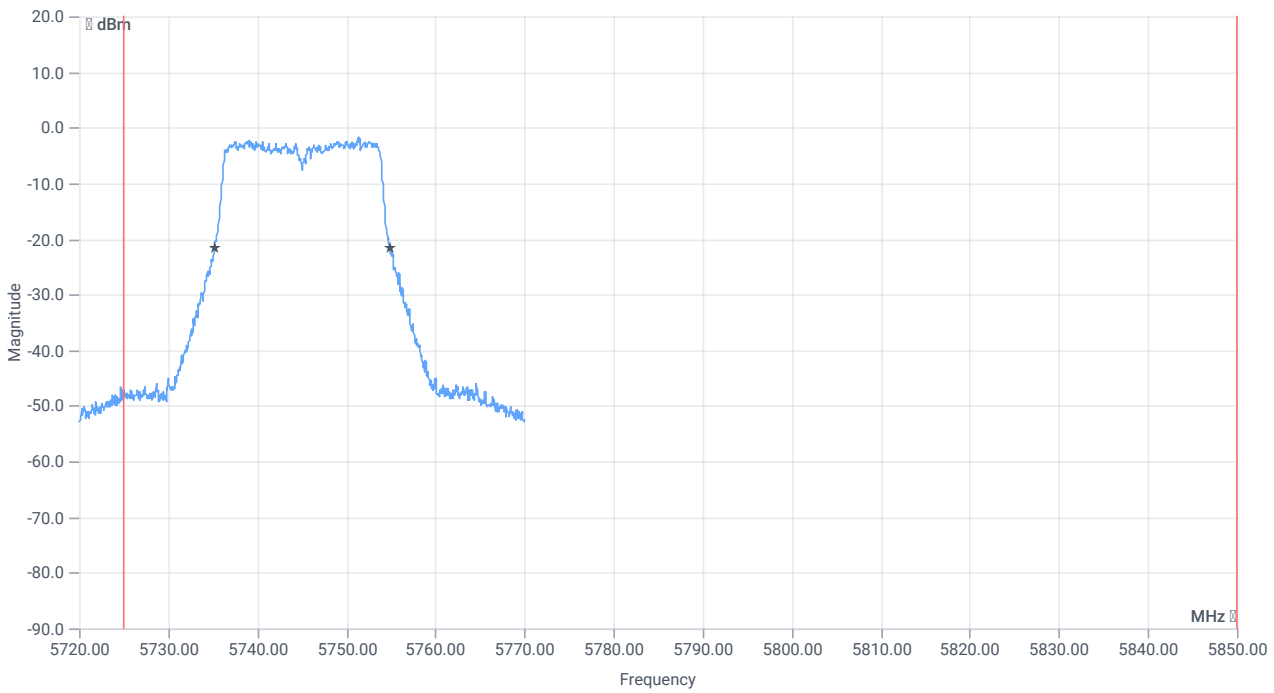

BW within band 20dB

RESULT

DESCRIPTION	LOWER LIMIT	UPPER LIMIT	MEASURED	UNIT	VERDICT
Bandwidth 20dB	---	---	19.75	MHz	INFO
T1 20dB	5725.000000	---	5735.2000	MHz	PASS

RESULT

DESCRIPTION	LOWER LIMIT	UPPER LIMIT	MEASURED	UNIT	VERDICT
T2 20dB	---	5850.000000	5754.9500	MHz	PASS since U-NII-4 is supported

Verdict
PASS

ISED RSS247 # Max output power and psd ~ WLAN5Gx n-HT20 mode U-NII-3

References

TC start	02.06.2026 07:16:50
Ambit temp (test rack) [°C] | humidity [rel%]	24.2 | 45
System version	6.0.7.5
Standard | Version	ISED RSS247 | NI
Method	
Description	ISED Max Output Power & PSD - WLAN5Gx n-HT20 mode U-NII-3
Information	

EUT Common Settings WLAN5Gx

Number of antenna ports	2
User Interaction	No
Device class U-NII-1 (FCC)	Client
Limit W52 japan	Standard
TPC supported	No
Vehicle use (ISED)	No

Equipment

Signal analyzer,Rohde&Schwarz,FSV-40,1307.9002K40/101042,3.71
Switch matrix,cetecom advanced GmbH,USM,B002,1.0.0

Test Parameter

Technology to test	WLAN5Gx n-HT20 mode
EUT port	EUT1
Temperature	nom
Voltage	nom
Frequency low to test	True | Freq [MHz] 5745
Frequency mid to test	False | Freq [MHz] 5785
Frequency high to test	False | Freq [MHz] 5825
Auto control enabled power supply | Climatic Box	No | No
Additional path loss [dB]	0
Full path type	EUT_SA_GEN_SIG
Full path name	EUT1.MP.SIG1/EUT1.SA/EUT1.GEN1/EUT1.GEN2/
Switch bits	00010001:00010001:00000000:00000001

Test at TX 5745 MHz

RESULT: Reference power cond.

DESCRIPTION	LOWER LIMIT	UPPER LIMIT	MEASURED	UNIT	VERDICT
Ref. power 1MHz/1MHz cond.	---	---	2.99	dBm	INFO
Ref. frequency	---	---	5752.990	MHz	INFO

Evaluation max. duty cycle

Duty cycle evaluation

DESCRIPTION	LOWER LIMIT	UPPER LIMIT	MEASURED	UNIT	VERDICT
Duty cycle min	---	---	0	dB	DC > 98% defined

Evaluation bandwidth

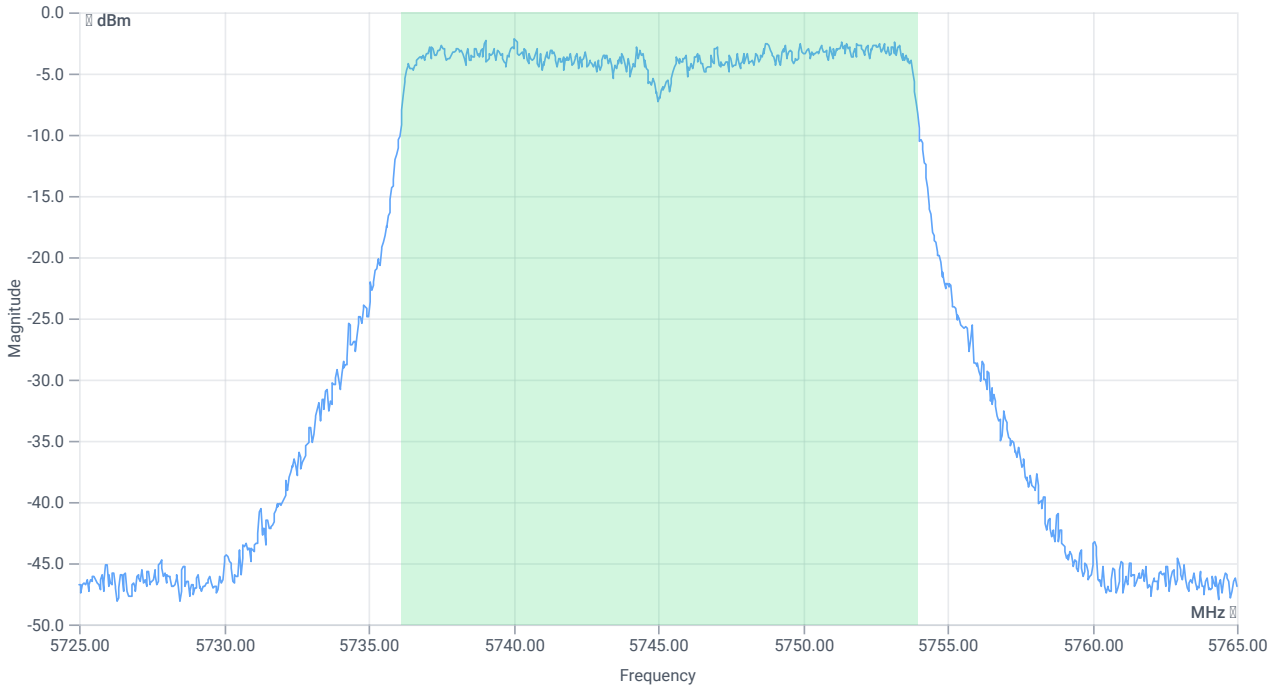

BW 99PCT

RESULT

DESCRIPTION	LOWER LIMIT	UPPER LIMIT	MEASURED	UNIT	VERDICT
Bandwidth 99%	---	---	17.862	MHz	INFO
T1 99%	---	---	5736.1289	MHz	INFO
T2 99%	---	---	5753.9910	MHz	INFO

Maximum Output Power

Antenna gain

Considered antenna gain [dBi]:	5.8 @ 5745 MHz

READ SA SETTINGS:

RefLevel [dBm] | RefLevelOffset [dB] | InpAtt [dB]	14.99 | 12.81 | 20
Start [MHz] | Stop [MHz]	5725.000 | 5765.000
RBW [MHz] | VBW [MHz]	1.000000 | 3.000000
Detector | TraceMode	RMS | MAXH
Sweep: time [ms] | count | points per Section | type	59600 | 1 | 161 | SWE

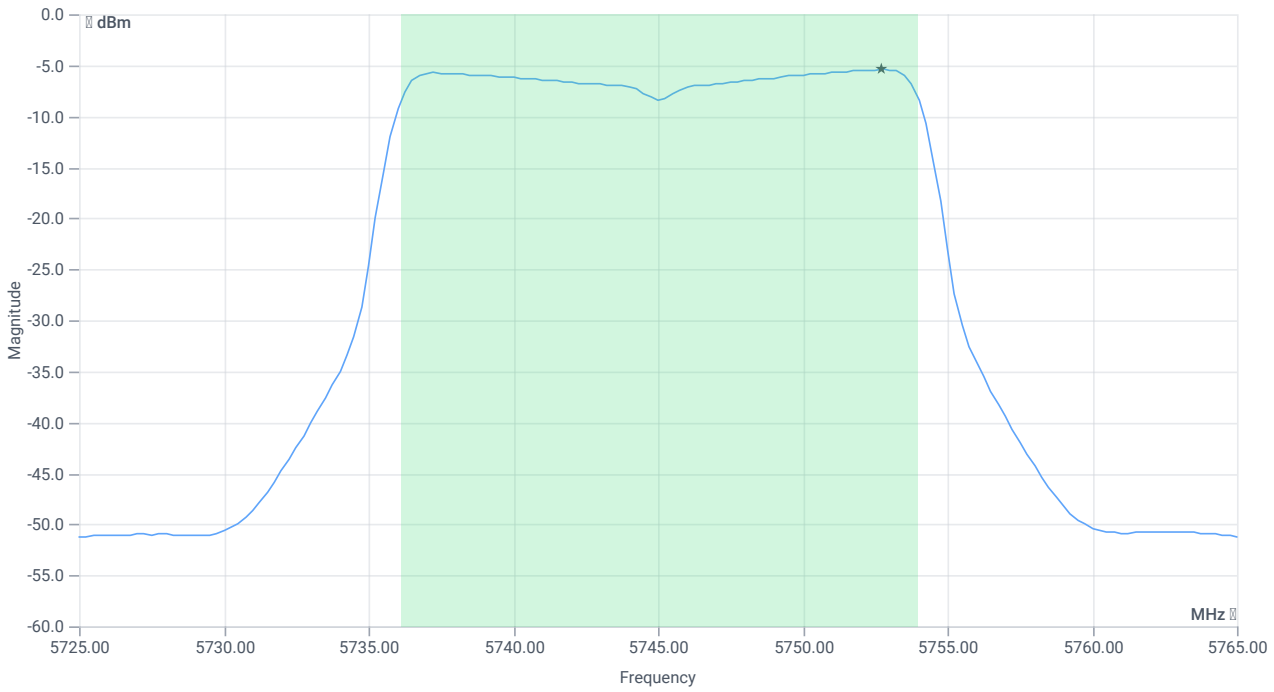

Max OP and PSD (without antenna gain)

RESULT

DESCRIPTION	LOWER LIMIT	UPPER LIMIT	MEASURED	UNIT	VERDICT
Max output power cond	---	---	5.84	dBm	INFO
Duty cycle correction	---	---	0	dB	INFO
LIMIT absolute cond					
Max output power DC corrected cond	---	30	5.84	dBm	PASS
Antenna gain applied			5.8	dBi	INFO
LIMIT absolute eirp (RSS-247 §6.2.4)					
Max output power DC corrected eirp	---	36	11.64	dBm	PASS

READ SA SETTINGS:

RefLevel [dBm] | RefLevelOffset [dB] | InpAtt [dB]	14.99 | 12.81 | 20
Start [MHz] | Stop [MHz]	5725.000 | 5765.000
RBW [MHz] | VBW [MHz]	0.500000 | 3.000000
Detector | TraceMode	RMS | MAXH
Sweep: time [ms] | count | points per Section | type	59600 | 1 | 161 | SWE

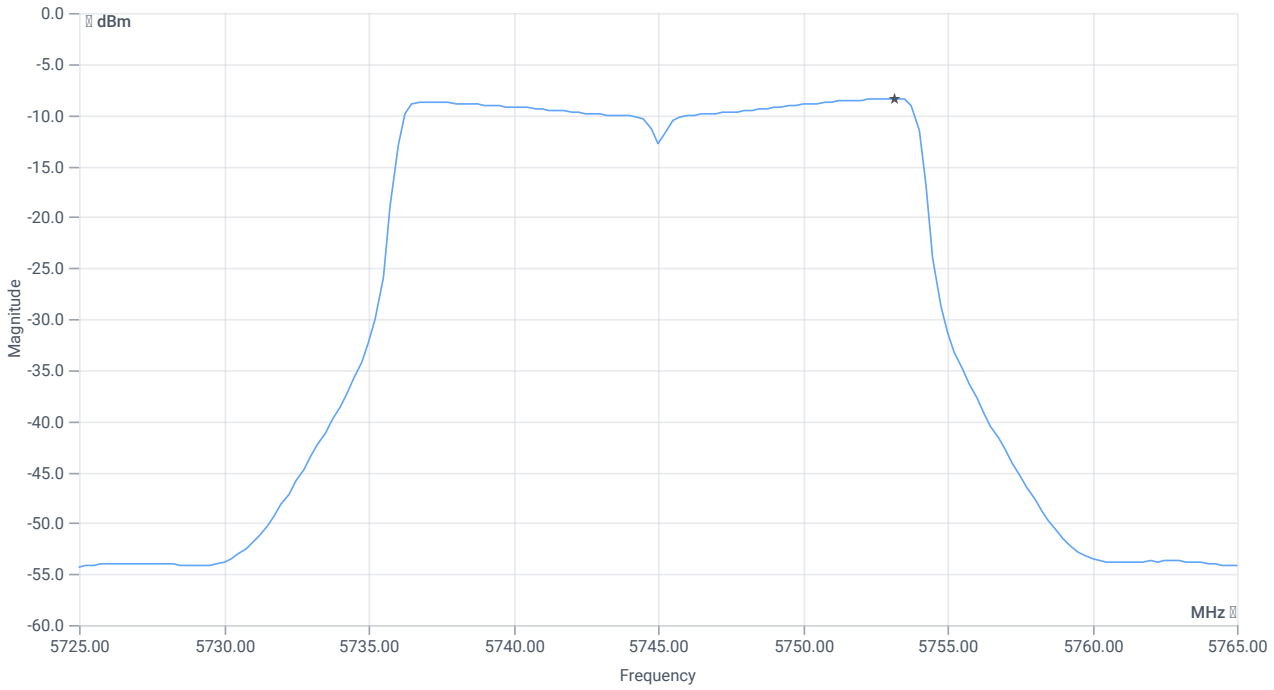

PSD UNII-3

RESULT

DESCRIPTION	LOWER LIMIT	UPPER LIMIT	MEASURED	UNIT	VERDICT
Power spectral density cond	---		-8.36	dBm/0.5MHz	INFO
Power spectral density DC corrected cond	---	30	-8.36	dBm/0.5MHz	PASS

Verdict
PASS

FCC 15.407 # Max output power and psd ~ WLAN5Gx n-HT20 mode U-NII-3

References

TC start	02.06.2026 07:14:14
Ambit temp (test rack) [°C] | humidity [rel%]	24.2 | 45
System version	6.0.7.5
Standard | Version	FCC 15.407 | NI
Method	KDB789033 D02, F., E.2.e.
Description	FCC 15.407 Max Output Power & PSD - WLAN5Gx n-HT20 mode U-NII-3
Information	

EUT Common Settings WLAN5Gx

Number of antenna ports	2
User Interaction	No
Device class U-NII-1 (FCC)	Client
Limit W52 japan	Standard
TPC supported	No
Vehicle use (ISED)	No

Equipment

Signal analyzer,Rohde&Schwarz,FSV-40,1307.9002K40/101042,3.71
Switch matrix,cetecom advanced GmbH,USM,B002,1.0.0

Test Parameter

Technology to test	WLAN5Gx n-HT20 mode
EUT port	EUT1
Temperature	nom
Voltage	nom
Frequency low to test	True | Freq [MHz] 5745
Frequency mid to test	False | Freq [MHz] 5785
Frequency high to test	False | Freq [MHz] 5825
Auto control enabled power supply | Climatic Box	No | No
Additional path loss [dB]	0
Full path type	EUT_SA_GEN_SIG
Full path name	EUT1.MP.SIG1/EUT1.SA/EUT1.GEN1/EUT1.GEN2/
Switch bits	00010001:00010001:00000000:00000001

Test at TX 5745 MHz

RESULT: Reference power cond.

DESCRIPTION	LOWER LIMIT	UPPER LIMIT	MEASURED	UNIT	VERDICT
Ref. power 1MHz/1MHz cond.	---	---	2.49	dBm	INFO
Ref. frequency	---	---	5752.590	MHz	INFO

Evaluation max. duty cycle

Duty cycle evaluation

DESCRIPTION	LOWER LIMIT	UPPER LIMIT	MEASURED	UNIT	VERDICT
Duty cycle min	---	---	0	dB	DC > 98% defined

Evaluation bandwidth

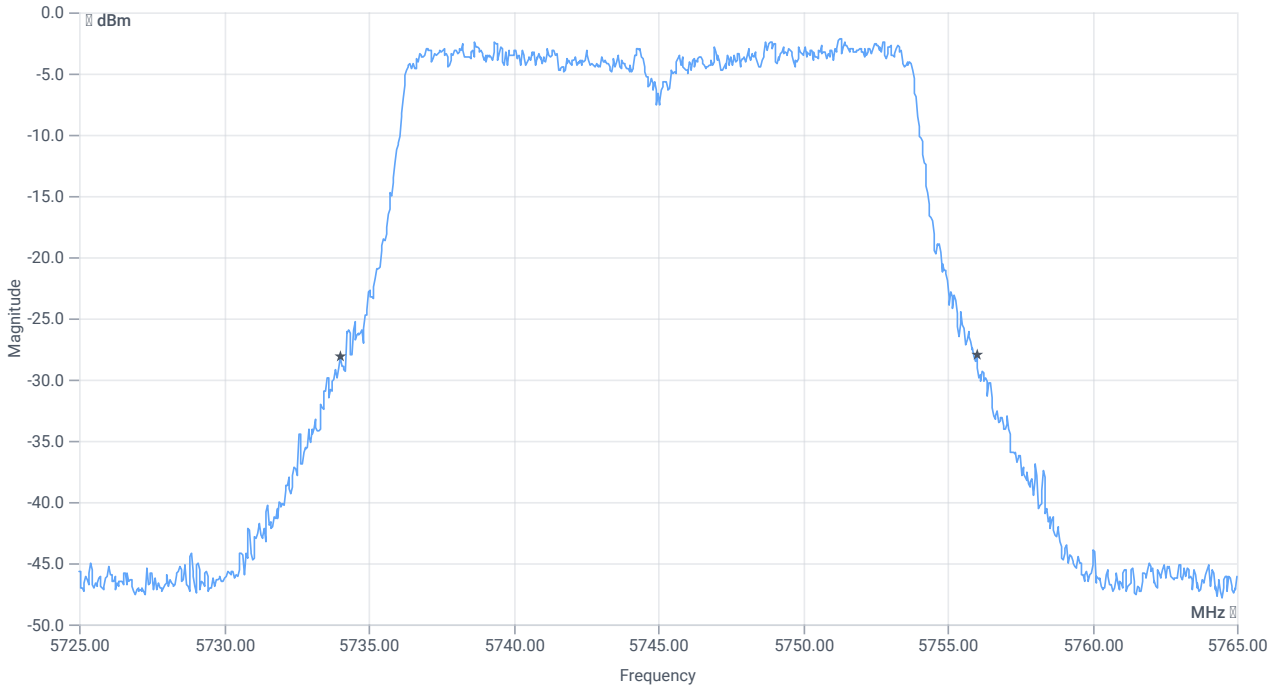

BW 26dB

RESULT

DESCRIPTION	LOWER LIMIT	UPPER LIMIT	MEASURED	UNIT	VERDICT
Bandwidth 26dB	---	---	22	MHz	INFO
T1 26dB	---	---	5734.0000	MHz	INFO
T2 26dB	---	---	5756.0000	MHz	INFO

Maximum Output Power

READ SA SETTINGS:

RefLevel [dBm] | RefLevelOffset [dB] | InpAtt [dB]	14.49 | 12.81 | 20
Start [MHz] | Stop [MHz]	5725.000 | 5765.000
RBW [MHz] | VBW [MHz]	1.000000 | 3.000000
Detector | TraceMode	RMS | MAXH
Sweep: time [ms] | count | points per Section | type	59600 | 1 | 161 | SWE

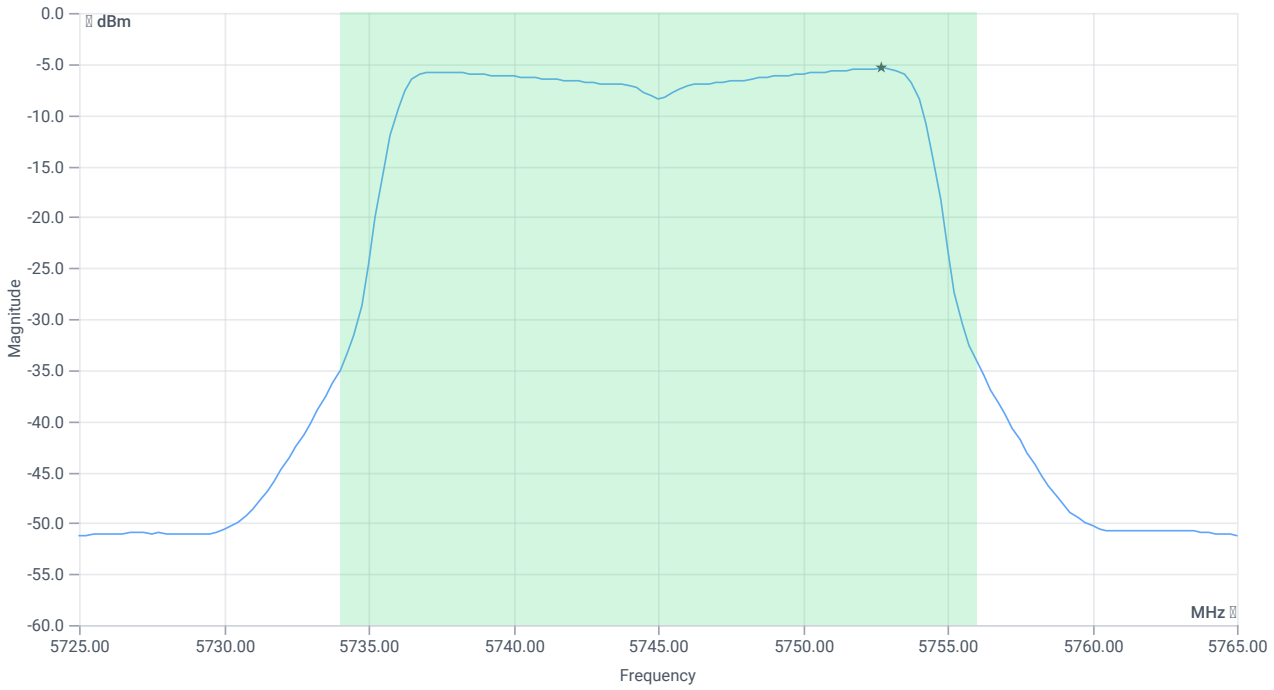

Max OP and PSD

RESULT

CONDUCTED LIMITS FOR MAX ANTENNA GAIN OF 6 D BI					
Description	Lower Limit	Upper Limit	Measured	Unit	Verdict
Max output power cond	---	---	5.94	dBm	INFO
Duty cycle correction	---	---	0	dB	INFO
LIMIT absolute:					
Max output power DC corrected cond	---	30	5.94	dBm	PASS
LIMIT: 11 dBm + 10 log 22					
Max output power DC corrected cond	---	24.42	5.94	dBm	na

Power Spectral Density U-NII-3

READ SA SETTINGS:

RefLevel [dBm] | RefLevelOffset [dB] | InpAtt [dB]	14.49 | 12.81 | 20

READ SA SETTINGS:

Start [MHz] | Stop [MHz]	5725.000 | 5765.000
RBW [MHz] | VBW [MHz]	0.500000 | 3.000000
Detector | TraceMode	RMS | MAXH
Sweep: time [ms] | count | points per Section | type	59600 | 1 | 161 | SWE

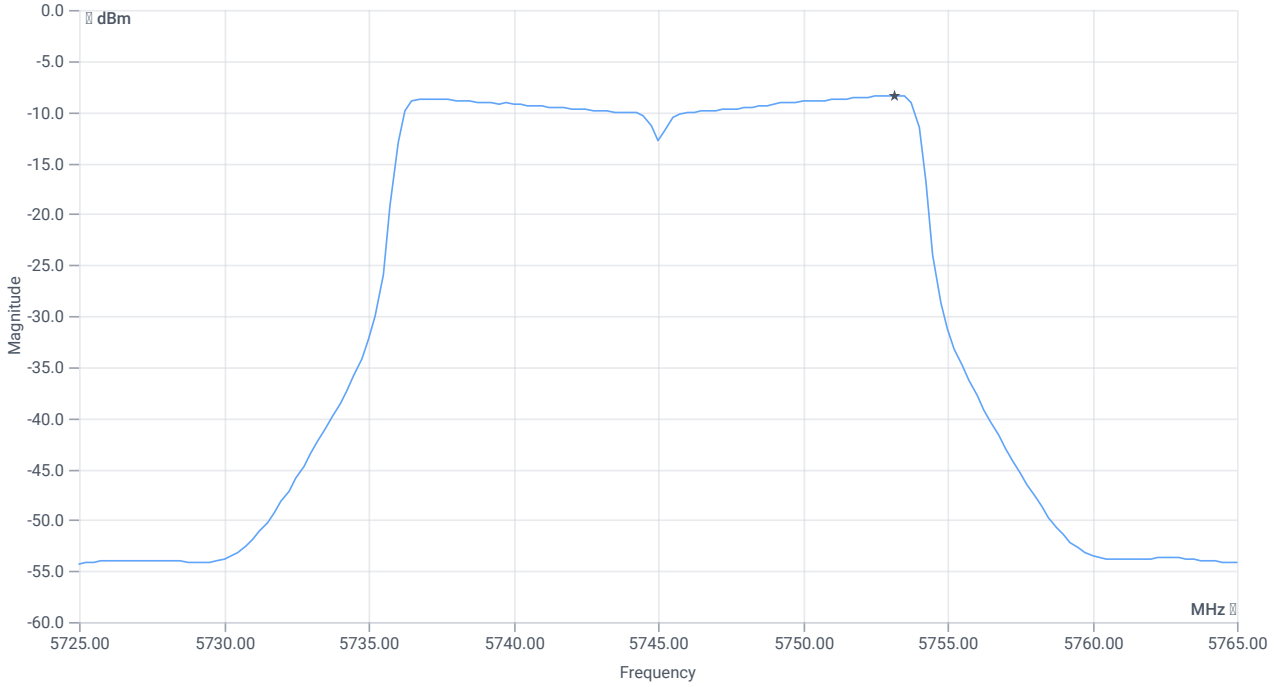

PSD UNII-3

RESULT

CONDUCTED LIMITS FOR MAX ANTENNA GAIN OF 6 D BI					
Description	Lower Limit	Upper Limit	Measured	Unit	Verdict
Power spectral density cond	---	---	-8.36	dBm/0.5MHz	INFO
Duty cycle correction	---	---	0	dB	INFO
Power spectral density DC corrected cond	---	30	-8.36	dBm/0.5MHz	PASS

Verdict
PASS

NA # Peak output power 3MHz/3MHz ~ WLAN5Gx n-HT20 mode U-NII-3

References

TC start	02.06.2026 07:13:48
Ambit temp (test rack) [°C] | humidity [rel%]	24.2 | 45
System version	6.0.7.5
Standard | Version	NA | NI
Method	
Description	Peak OP 3MHz/3MHz - WLAN5Gx n-HT20 mode U-NII-3
Information	

EUT Common Settings WLAN5Gx

Number of antenna ports	2
User Interaction	No
Device class U-NII-1 (FCC)	Client
Limit W52 japan	Standard
TPC supported	No
Vehicle use (ISED)	No

Equipment

Signal analyzer,Rohde&Schwarz,FSV-40,1307.9002K40/101042,3.71
Switch matrix,cetecom advanced GmbH,USM,B002,1.0.0

Test Parameter

Technology to test	WLAN5Gx n-HT20 mode
EUT port	EUT1
Temperature	nom
Voltage	nom
Frequency low to test	True | Freq [MHz] 5745
Frequency mid to test	False | Freq [MHz] 5785
Frequency high to test	False | Freq [MHz] 5825
Auto control enabled power supply | Climatic Box	No | No
Additional path loss [dB]	0
Full path type	EUT_SA_GEN_SIG
Full path name	EUT1.MP.SIG1/EUT1.SA/EUT1.GEN1/EUT1.GEN2/
Switch bits	00010001:00010001:00000000:00000001

Test at TX 5745 MHz

RESULT: Reference power cond.

DESCRIPTION	LOWER LIMIT	UPPER LIMIT	MEASURED	UNIT	VERDICT
Ref. power 1MHz/1MHz cond.	---	---	3.06	dBm	INFO
Ref. frequency	---	---	5749.000	MHz	INFO

READ SA SETTINGS:

RefLevel [dBm] | RefLevelOffset [dB] | InpAtt [dB]	15.07 | 12.81 | 20
Start [MHz] | Stop [MHz]	5720.000 | 5770.000
RBW [MHz] | VBW [MHz]	3.000000 | 3.000000
Detector | TraceMode	POS | MAXH
Sweep: time [ms] | count | points per Section | type	300 | 20 | 1001 | SWE

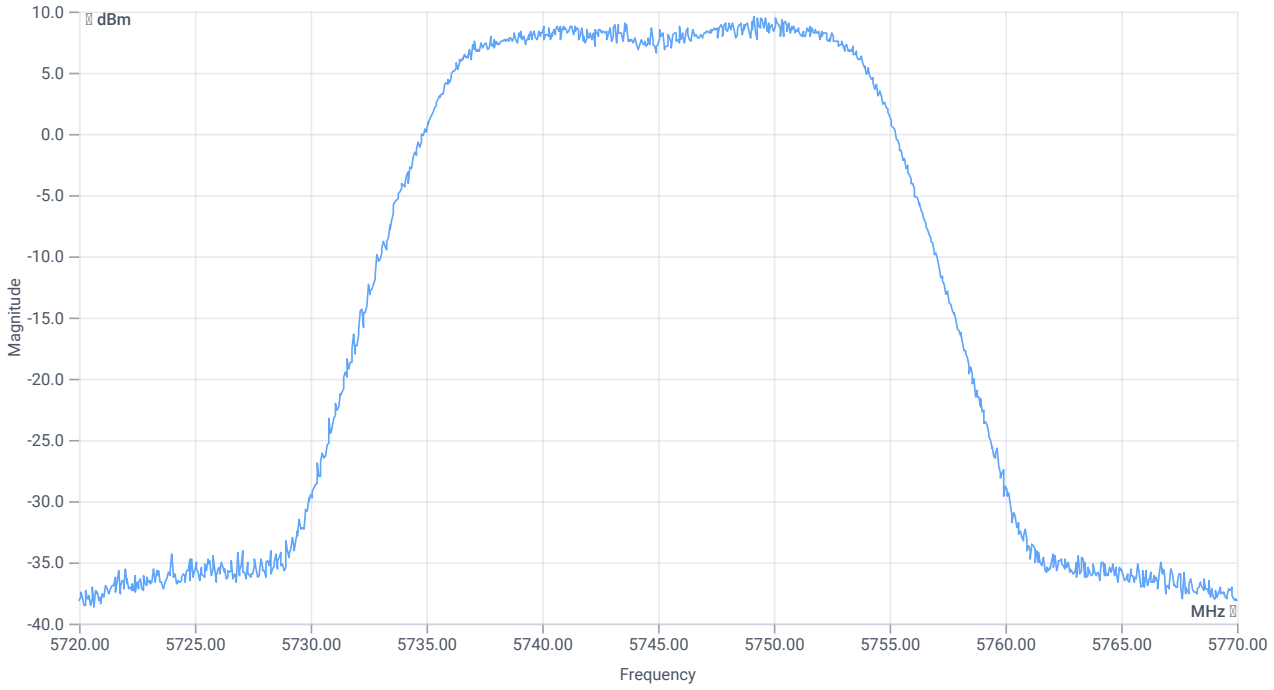

Peak output power

RESULT

DESCRIPTION	LOWER LIMIT	UPPER LIMIT	MEASURED	UNIT	VERDICT
Peak Power	---	---	9.57	dBm	INFO
Peak Power	---	---	9.057326	mW	INFO
Frequency at Peak	---	---	5749.146	MHz	INFO

Verdict
PASS

NA # Message with SA scan ~

References

TC start	02.06.2026 07:13:31
Ambit temp (test rack) [°C] | humidity [rel%]	24.2 | 45
System version	6.0.7.5
Standard | Version	NA | NI
Method	
Description	Message with SA Scan n_HT20_U_NII_3
Information	

Equipment

Signal analyzer,Rohde&Schwarz,FSV-40,1307.9002K40/101042,3.71
Switch matrix,cetecom advanced GmbH,USM,B002,1.0.0

Test Parameter

Full path type	EUT_SA_GEN_SIG
Full path name	EUT1.MP.SIG1/EUT1.SA/EUT1.GEN1/EUT1.GEN2/
Switch bits	00010001:00010001:00000000:00000001
Message start	02.06.2026 07:13:33
Message	set WLAN5Gx to n_HT20_U_NII_3, Frequency [MHz] 5745 , Information:

Verdict
INFO

FCC 15.407, ISED RSS247 # Emission mask (eirp) ~ WLAN5Gx n-HT20 mode U-NII-3

References

TC start	02.06.2026 07:09:36
Ambit temp (test rack) [°C] | humidity [rel%]	24.1 | 45
System version	6.0.7.5
Standard | Version	FCC 15.407, ISED RSS247 | NI
Method	NI
Description	FCC 15.407 Emission mask - WLAN5Gx n-HT20 mode U-NII-3
Information	

EUT Common Settings WLAN5Gx

Number of antenna ports	2
User Interaction	No
Device class U-NII-1 (FCC)	Client
Limit W52 japan	Standard
TPC supported	No
Vehicle use (ISED)	No

Equipment

Signal analyzer,Rohde&Schwarz,FSV-40,1307.9002K40/101042,3.71
Switch matrix,cetecom advanced GmbH,USM,B002,1.0.0

Test Parameter

Technology to test	WLAN5Gx n-HT20 mode
EUT port	EUT1
Temperature	nom
Voltage	nom
Frequency low to test	False | Freq [MHz] 5745
Frequency mid to test	False | Freq [MHz] 5785
Frequency high to test	True | Freq [MHz] 5825
Auto control enabled power supply | Climatic Box	No | No
Additional path loss [dB]	0
Full path type	EUT_SA_GEN_SIG
Full path name	EUT1.MP.SIG1/EUT1.SA/EUT1.GEN1/EUT1.GEN2/
Switch bits	00010001:00010001:00000000:00000001

Test at TX 5825 MHz

Number of antenna ports: 2

reduction of limit due to number of antenna ports [dB]: 3

RESULT: Reference power cond.

DESCRIPTION	LOWER LIMIT	UPPER LIMIT	MEASURED	UNIT	VERDICT
Ref. power 1MHz/1MHz cond.	---	---	3.53	dBm	INFO
Ref. frequency	---	---	5819.210	MHz	INFO

Antenna gain

Considered antenna gain [dBi]:	6.06 / max found in range 5625 to 5950 MHz

READ SA SETTINGS:

RefLevel [dBm] | RefLevelOffset [dB] | InpAtt [dB]	6.53 | 13.38 | 10
Start [MHz] | Stop [MHz]	5625.000 | 5950.000
RBW [MHz] | VBW [MHz]	1.000000 | 3.000000
Detector | TraceMode	POS | MAXH
Sweep: time [ms] | count | points per Section | type	1 | 2500 | 1001 | SWE

Emission Mask (e.i.r.p)

RESULT

DESCRIPTION	LOWER LIMIT	UPPER LIMIT	MEASURED	UNIT	VERDICT

Verdict
PASS

FCC 15.407, ISED RSS247 # Minimum emission bandwidth ~ WLAN5Gx n-HT20 mode U-NII-3

References

TC start	02.06.2026 07:09:00
Ambit temp (test rack) [°C] | humidity [rel%]	24.2 | 45
System version	6.0.7.5
Standard | Version	FCC 15.407, ISED RSS247 | NI
Method	KDB789033 D02, C.2.
Description	FCC 15.407 Min Emission Bandwidth - WLAN5Gx n-HT20 mode U-NII-3
Information	

EUT Common Settings WLAN5Gx

Number of antenna ports	2
User Interaction	No
Device class U-NII-1 (FCC)	Client
Limit W52 japan	Standard
TPC supported	No
Vehicle use (ISED)	No

Equipment

Signal analyzer,Rohde&Schwarz,FSV-40,1307.9002K40/101042,3.71
Switch matrix,cetecom advanced GmbH,USM,B002,1.0.0

Test Parameter

Technology to test	WLAN5Gx n-HT20 mode
EUT port	EUT1
Temperature	nom
Voltage	nom
Frequency low to test	False | Freq [MHz] 5745
Frequency mid to test	False | Freq [MHz] 5785
Frequency high to test	True | Freq [MHz] 5825
Auto control enabled power supply | Climatic Box	No | No
Additional path loss [dB]	0
Full path type	EUT_SA_GEN_SIG
Full path name	EUT1.MP.SIG1/EUT1.SA/EUT1.GEN1/EUT1.GEN2/
Switch bits	00010001:00010001:00000000:00000001

Test at TX 5825 MHz

RESULT: Reference power cond.

DESCRIPTION	LOWER LIMIT	UPPER LIMIT	MEASURED	UNIT	VERDICT
Ref. power 1MHz/1MHz cond.	---	---	3.25	dBm	INFO
Ref. frequency	---	---	5819.610	MHz	INFO

READ SA SETTINGS:

RefLevel [dBm] | RefLevelOffset [dB] | InpAtt [dB]	15.25 | 13.38 | 20
Start [MHz] | Stop [MHz]	5800.000 | 5850.000
RBW [MHz] | VBW [MHz]	0.100000 | 0.300000
Detector | TraceMode	POS | MAXH
Sweep: time [ms] | count | points per Section | type	2 | 1500 | 1001 | SWE

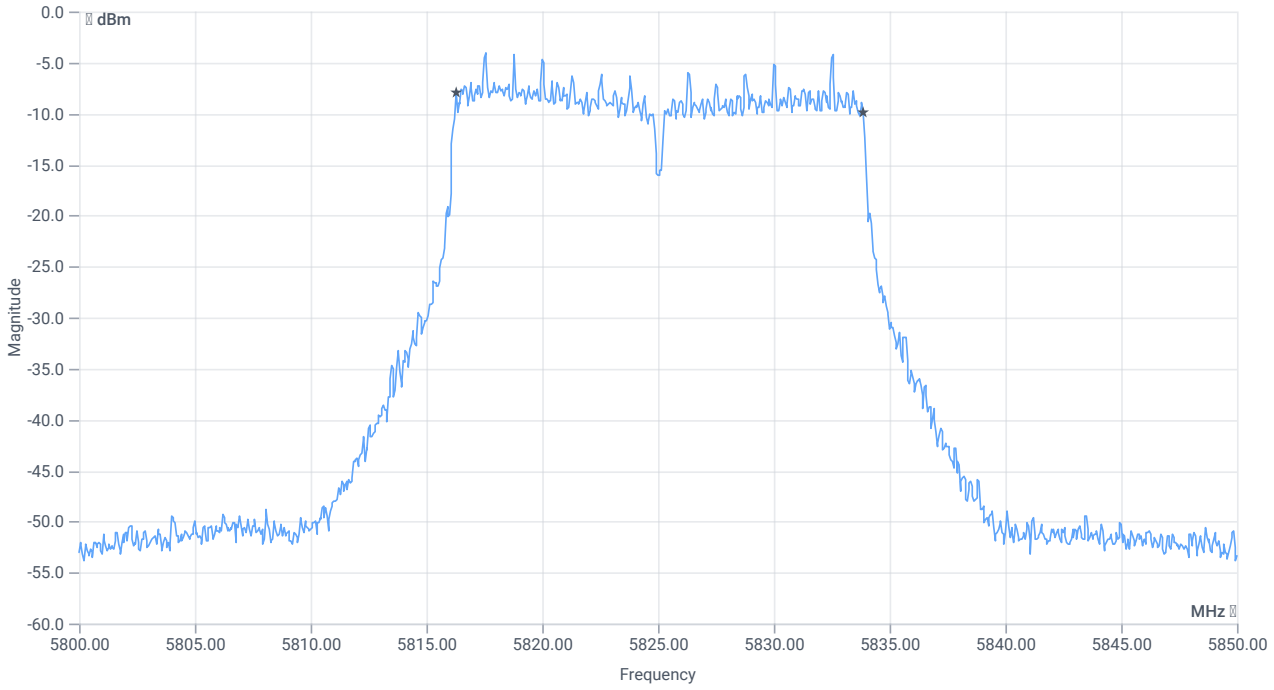

BW 6dB

RESULT

DESCRIPTION	LOWER LIMIT	UPPER LIMIT	MEASURED	UNIT	VERDICT
Bandwidth (6dB)	0.500	---	17.6	MHz	PASS

Verdict
PASS

FCC 15.407, ISED RSS247 # Bandwidths 99PCT and 26dB (UNII-3 20dB) ~ WLAN5Gx n-HT20 mode U-NII-3

References

TC start	02.06.2026 07:08:22
Ambit temp (test rack) [°C] | humidity [rel%]	24.1 | 45
System version	6.0.7.5
Standard | Version	FCC 15.407, ISED RSS247 | NI
Method	26dB Bandwidth KDB789033 D02, C.1 / ISED RSS-GEN
Description	FCC 15.407 Bandwidths - WLAN5Gx n-HT20 mode U-NII-3
Information	

EUT Common Settings WLAN5Gx

Number of antenna ports	2
User Interaction	No
Device class U-NII-1 (FCC)	Client
Limit W52 japan	Standard
TPC supported	No
Vehicle use (ISED)	No

Equipment

Signal analyzer,Rohde&Schwarz,FSV-40,1307.9002K40/101042,3.71
Switch matrix,cetecom advanced GmbH,USM,B002,1.0.0

Test Parameter

Technology to test	WLAN5Gx n-HT20 mode
EUT port	EUT1
Temperature	nom
Voltage	nom
Frequency low to test	False | Freq [MHz] 5745
Frequency mid to test	False | Freq [MHz] 5785
Frequency high to test	True | Freq [MHz] 5825
Auto control enabled power supply | Climatic Box	No | No
Additional path loss [dB]	0
Full path type	EUT_SA_GEN_SIG
Full path name	EUT1.MP.SIG1/EUT1.SA/EUT1.GEN1/EUT1.GEN2/
Switch bits	00010001:00010001:00000000:00000001

Test at TX 5825 MHz

RESULT: Reference power cond.

DESCRIPTION	LOWER LIMIT	UPPER LIMIT	MEASURED	UNIT	VERDICT
Ref. power 1MHz/1MHz cond.	---	---	2.71	dBm	INFO
Ref. frequency	---	---	5817.210	MHz	INFO

READ SA SETTINGS:

RefLevel [dBm] | RefLevelOffset [dB] | InpAtt [dB]	10.71 | 13.38 | 15
Start [MHz] | Stop [MHz]	5800.000 | 5850.000
RBW [MHz] | VBW [MHz]	0.300000 | 1.000000
Detector | TraceMode	POS | MAXH
Sweep: time [ms] | count | points per Section | type	1 | 2500 | 1001 | SWE

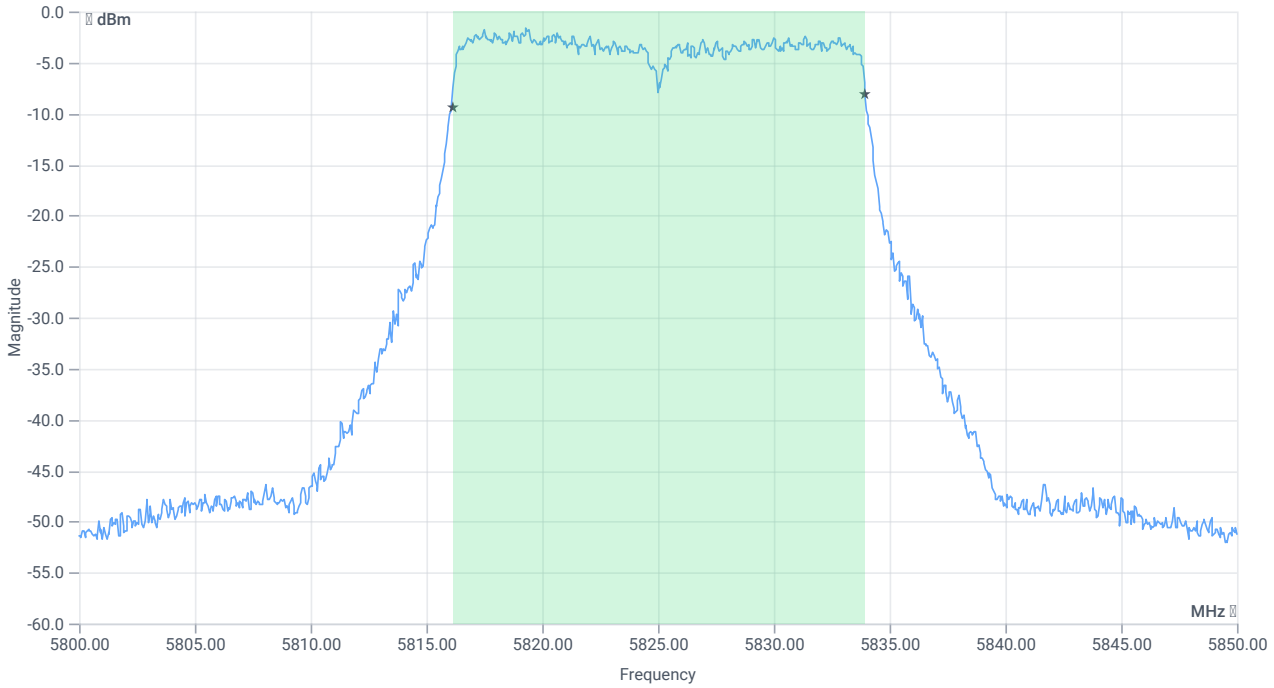

BW 99PCT

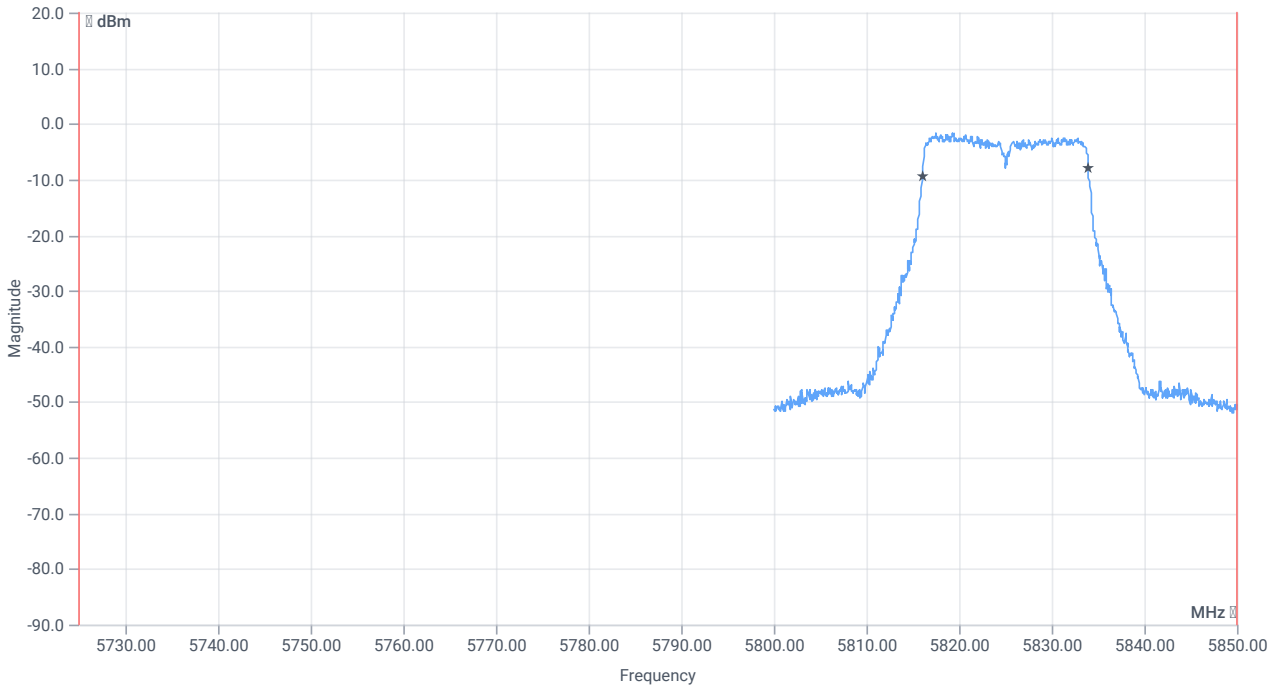

BW within band 99PCT

RESULT

DESCRIPTION	LOWER LIMIT	UPPER LIMIT	MEASURED	UNIT	VERDICT
Bandwidth 99%	---	---	17.832	MHz	INFO
T1 99%	5725.000000	---	5816.1089	MHz	PASS
T2 99%	---	5850.000000	5833.9411	MHz	PASS since U-NII-4 is supported

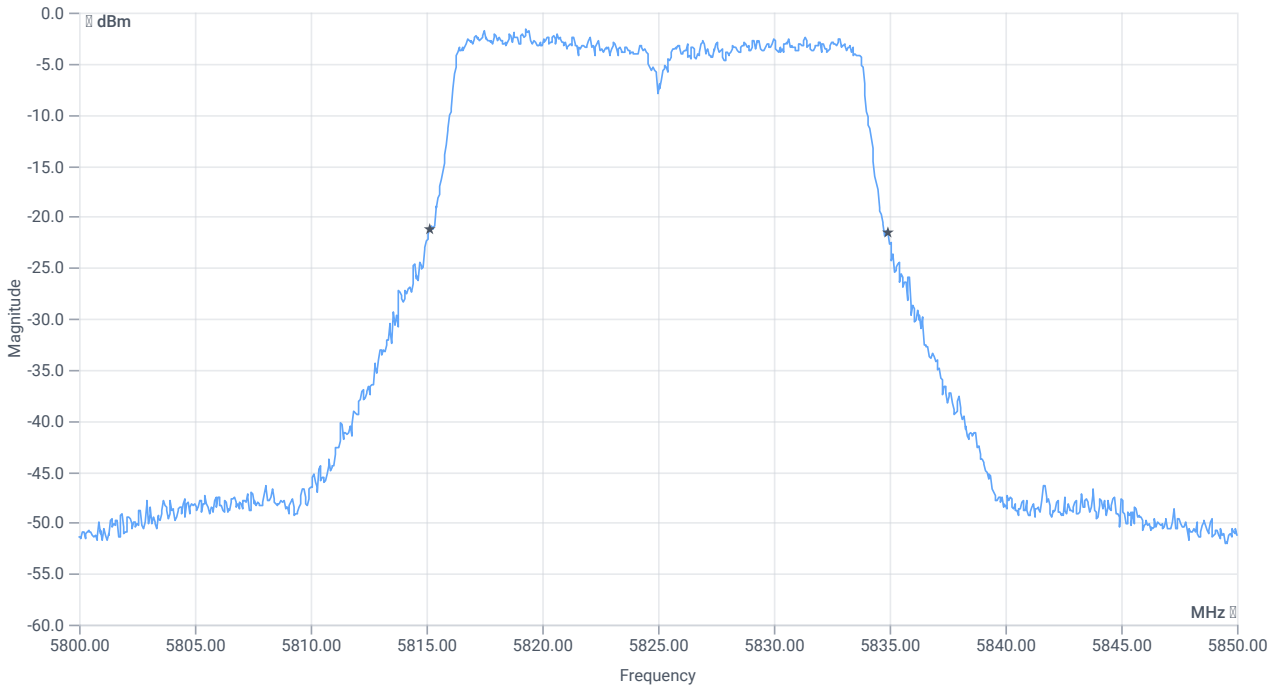

BW 20dB

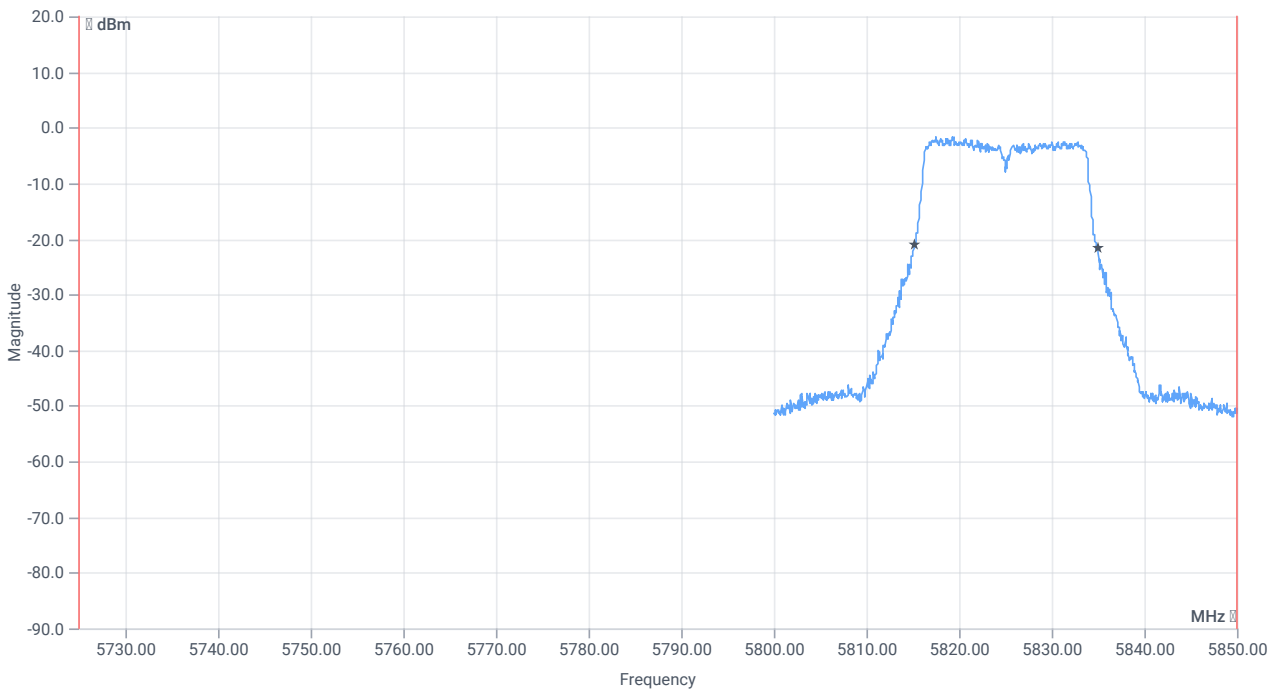

BW within band 20dB

RESULT

DESCRIPTION	LOWER LIMIT	UPPER LIMIT	MEASURED	UNIT	VERDICT
Bandwidth 20dB	---	---	19.8	MHz	INFO
T1 20dB	5725.000000	---	5815.1500	MHz	PASS

RESULT

DESCRIPTION	LOWER LIMIT	UPPER LIMIT	MEASURED	UNIT	VERDICT
T2 20dB	---	5850.000000	5834.9500	MHz	PASS since U-NII-4 is supported

Verdict
PASS

ISED RSS247 # Max output power and psd ~ WLAN5Gx n-HT20 mode U-NII-3

References

TC start	02.06.2026 07:05:46
Ambit temp (test rack) [°C] | humidity [rel%]	24.1 | 45
System version	6.0.7.5
Standard | Version	ISED RSS247 | NI
Method	
Description	ISED Max Output Power & PSD - WLAN5Gx n-HT20 mode U-NII-3
Information	

EUT Common Settings WLAN5Gx

Number of antenna ports	2
User Interaction	No
Device class U-NII-1 (FCC)	Client
Limit W52 japan	Standard
TPC supported	No
Vehicle use (ISED)	No

Equipment

Signal analyzer,Rohde&Schwarz,FSV-40,1307.9002K40/101042,3.71
Switch matrix,cetecom advanced GmbH,USM,B002,1.0.0

Test Parameter

Technology to test	WLAN5Gx n-HT20 mode
EUT port	EUT1
Temperature	nom
Voltage	nom
Frequency low to test	False | Freq [MHz] 5745
Frequency mid to test	False | Freq [MHz] 5785
Frequency high to test	True | Freq [MHz] 5825
Auto control enabled power supply | Climatic Box	No | No
Additional path loss [dB]	0
Full path type	EUT_SA_GEN_SIG
Full path name	EUT1.MP.SIG1/EUT1.SA/EUT1.GEN1/EUT1.GEN2/
Switch bits	00010001:00010001:00000000:00000001

Test at TX 5825 MHz

RESULT: Reference power cond.

DESCRIPTION	LOWER LIMIT	UPPER LIMIT	MEASURED	UNIT	VERDICT
Ref. power 1MHz/1MHz cond.	---	---	3.18	dBm	INFO
Ref. frequency	---	---	5828.600	MHz	INFO

Evaluation max. duty cycle

Duty cycle evaluation

DESCRIPTION	LOWER LIMIT	UPPER LIMIT	MEASURED	UNIT	VERDICT
Duty cycle min	---	---	0	dB	DC > 98% defined

Evaluation bandwidth

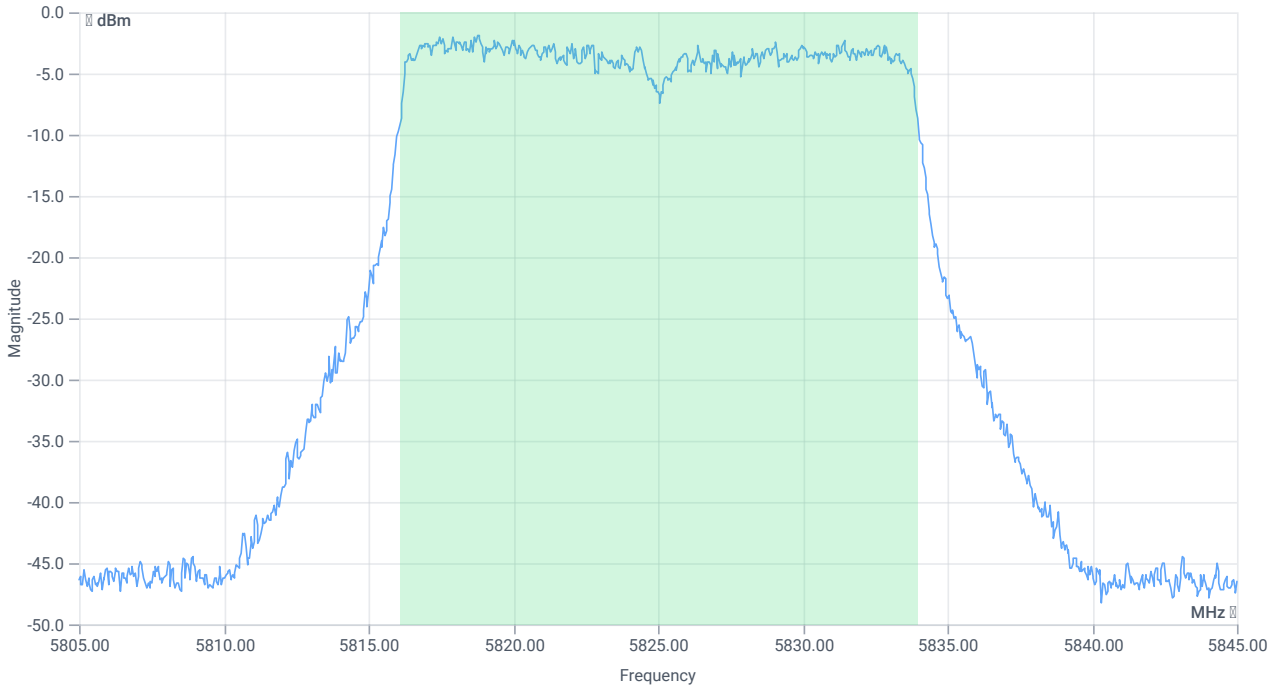

BW 99PCT

RESULT

DESCRIPTION	LOWER LIMIT	UPPER LIMIT	MEASURED	UNIT	VERDICT
Bandwidth 99%	---	---	17.862	MHz	INFO
T1 99%	---	---	5816.0889	MHz	INFO
T2 99%	---	---	5833.9510	MHz	INFO

Maximum Output Power

Antenna gain

Considered antenna gain [dBi]:	5.8 @ 5825 MHz

READ SA SETTINGS:

RefLevel [dBm] | RefLevelOffset [dB] | InpAtt [dB]	15.18 | 13.38 | 20
Start [MHz] | Stop [MHz]	5805.000 | 5845.000
RBW [MHz] | VBW [MHz]	1.000000 | 3.000000
Detector | TraceMode	RMS | MAXH
Sweep: time [ms] | count | points per Section | type	59600 | 1 | 161 | SWE

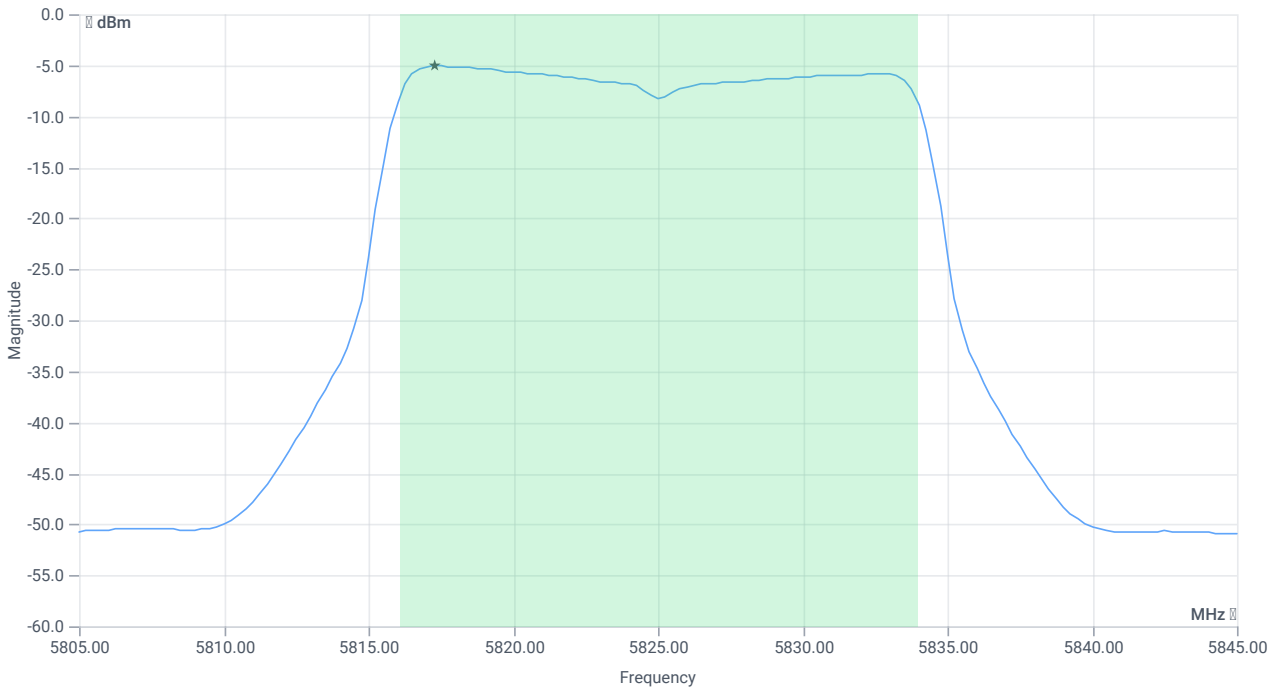

Max OP and PSD (without antenna gain)

RESULT

DESCRIPTION	LOWER LIMIT	UPPER LIMIT	MEASURED	UNIT	VERDICT
Max output power cond	---	---	6.02	dBm	INFO
Duty cycle correction	---	---	0	dB	INFO
LIMIT absolute cond					
Max output power DC corrected cond	---	30	6.02	dBm	PASS
Antenna gain applied			5.8	dBi	INFO
LIMIT absolute eirp (RSS-247 §6.2.4)					
Max output power DC corrected eirp	---	36	11.82	dBm	PASS

READ SA SETTINGS:

RefLevel [dBm] | RefLevelOffset [dB] | InpAtt [dB]	15.18 | 13.38 | 20
Start [MHz] | Stop [MHz]	5805.000 | 5845.000
RBW [MHz] | VBW [MHz]	0.500000 | 3.000000
Detector | TraceMode	RMS | MAXH
Sweep: time [ms] | count | points per Section | type	59600 | 1 | 161 | SWE

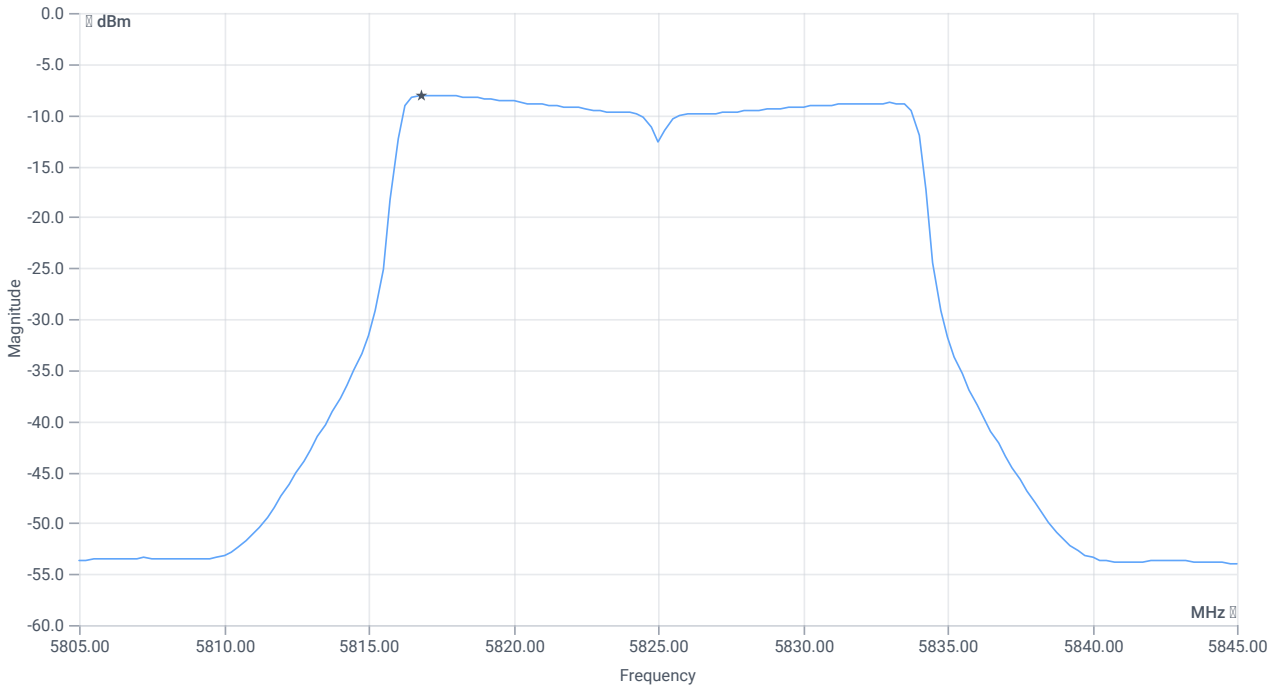

PSD UNII-3

RESULT

DESCRIPTION	LOWER LIMIT	UPPER LIMIT	MEASURED	UNIT	VERDICT
Power spectral density cond	---		-8.05	dBm/0.5MHz	INFO
Power spectral density DC corrected cond	---	30	-8.05	dBm/0.5MHz	PASS

Verdict
PASS

FCC 15.407 # Max output power and psd ~ WLAN5Gx n-HT20 mode U-NII-3

References

TC start	02.06.2026 07:03:09
Ambit temp (test rack) [°C] | humidity [rel%]	24.1 | 45
System version	6.0.7.5
Standard | Version	FCC 15.407 | NI
Method	KDB789033 D02, F., E.2.e.
Description	FCC 15.407 Max Output Power & PSD - WLAN5Gx n-HT20 mode U-NII-3
Information	

EUT Common Settings WLAN5Gx

Number of antenna ports	2
User Interaction	No
Device class U-NII-1 (FCC)	Client
Limit W52 japan	Standard
TPC supported	No
Vehicle use (ISED)	No

Equipment

Signal analyzer,Rohde&Schwarz,FSV-40,1307.9002K40/101042,3.71
Switch matrix,cetecom advanced GmbH,USM,B002,1.0.0

Test Parameter

Technology to test	WLAN5Gx n-HT20 mode
EUT port	EUT1
Temperature	nom
Voltage	nom
Frequency low to test	False | Freq [MHz] 5745
Frequency mid to test	False | Freq [MHz] 5785
Frequency high to test	True | Freq [MHz] 5825
Auto control enabled power supply | Climatic Box	No | No
Additional path loss [dB]	0
Full path type	EUT_SA_GEN_SIG
Full path name	EUT1.MP.SIG1/EUT1.SA/EUT1.GEN1/EUT1.GEN2/
Switch bits	00010001:00010001:00000000:00000001

Test at TX 5825 MHz

RESULT: Reference power cond.

DESCRIPTION	LOWER LIMIT	UPPER LIMIT	MEASURED	UNIT	VERDICT
Ref. power 1MHz/1MHz cond.	---	---	3.41	dBm	INFO
Ref. frequency	---	---	5828.600	MHz	INFO

Evaluation max. duty cycle

Duty cycle evaluation

DESCRIPTION	LOWER LIMIT	UPPER LIMIT	MEASURED	UNIT	VERDICT
Duty cycle min	---	---	0	dB	DC > 98% defined

Evaluation bandwidth

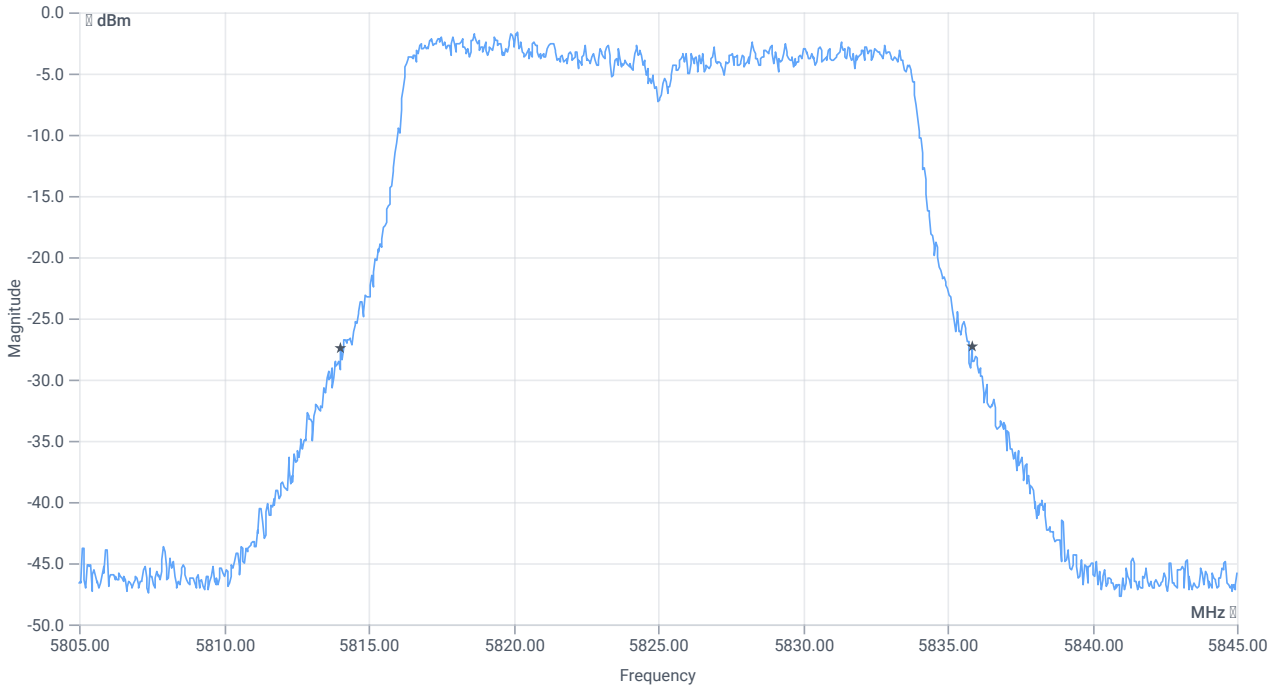

BW 26dB

RESULT

DESCRIPTION	LOWER LIMIT	UPPER LIMIT	MEASURED	UNIT	VERDICT
Bandwidth 26dB	---	---	21.8	MHz	INFO
T1 26dB	---	---	5814.0400	MHz	INFO
T2 26dB	---	---	5835.8400	MHz	INFO

Maximum Output Power

READ SA SETTINGS:

RefLevel [dBm] | RefLevelOffset [dB] | InpAtt [dB]	15.41 | 13.38 | 20
Start [MHz] | Stop [MHz]	5805.000 | 5845.000
RBW [MHz] | VBW [MHz]	1.000000 | 3.000000
Detector | TraceMode	RMS | MAXH
Sweep: time [ms] | count | points per Section | type	59600 | 1 | 161 | SWE

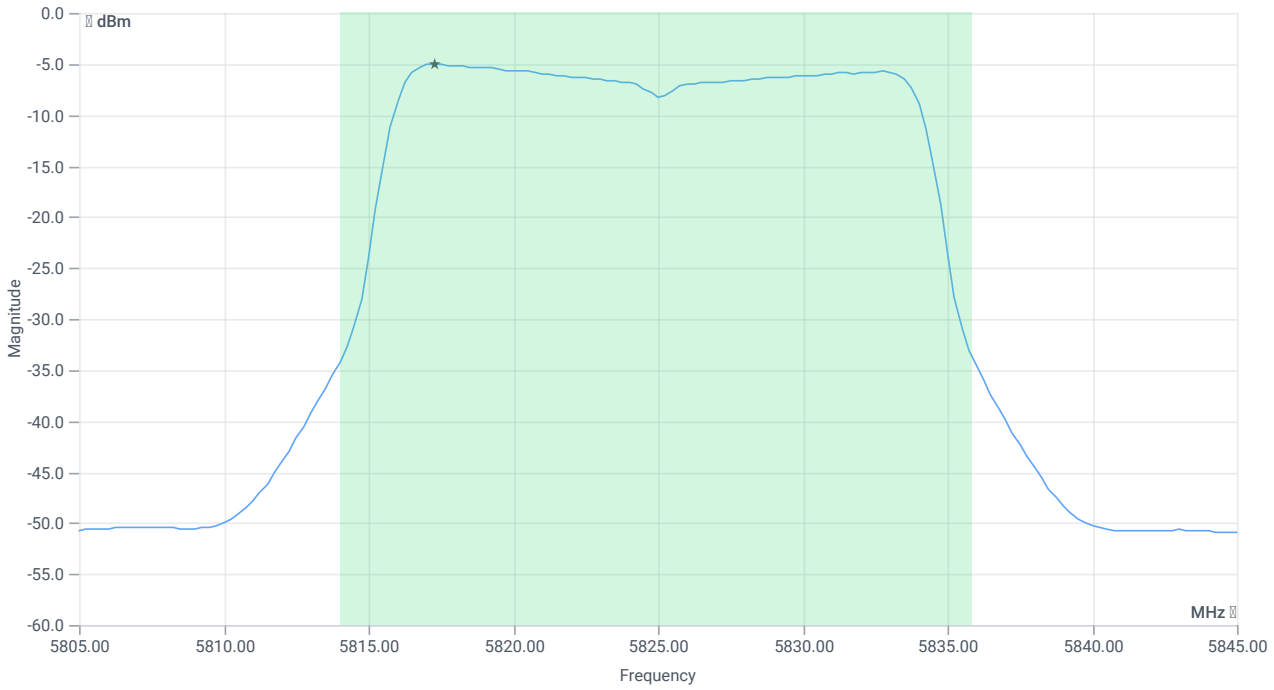

Max OP and PSD

RESULT

CONDUCTED LIMITS FOR MAX ANTENNA GAIN OF 6 D BI					
Description	Lower Limit	Upper Limit	Measured	Unit	Verdict
Max output power cond	---	---	6.13	dBm	INFO
Duty cycle correction	---	---	0	dB	INFO
LIMIT absolute:					
Max output power DC corrected cond	---	30	6.13	dBm	PASS
LIMIT: 11 dBm + 10 log 21.8					
Max output power DC corrected cond	---	24.38	6.13	dBm	na

Power Spectral Density U-NII-3

READ SA SETTINGS:

RefLevel [dBm] | RefLevelOffset [dB] | InpAtt [dB]	15.41 | 13.38 | 20

READ SA SETTINGS:

Start [MHz] | Stop [MHz]	5805.000 | 5845.000
RBW [MHz] | VBW [MHz]	0.500000 | 3.000000
Detector | TraceMode	RMS | MAXH
Sweep: time [ms] | count | points per Section | type	59600 | 1 | 161 | SWE

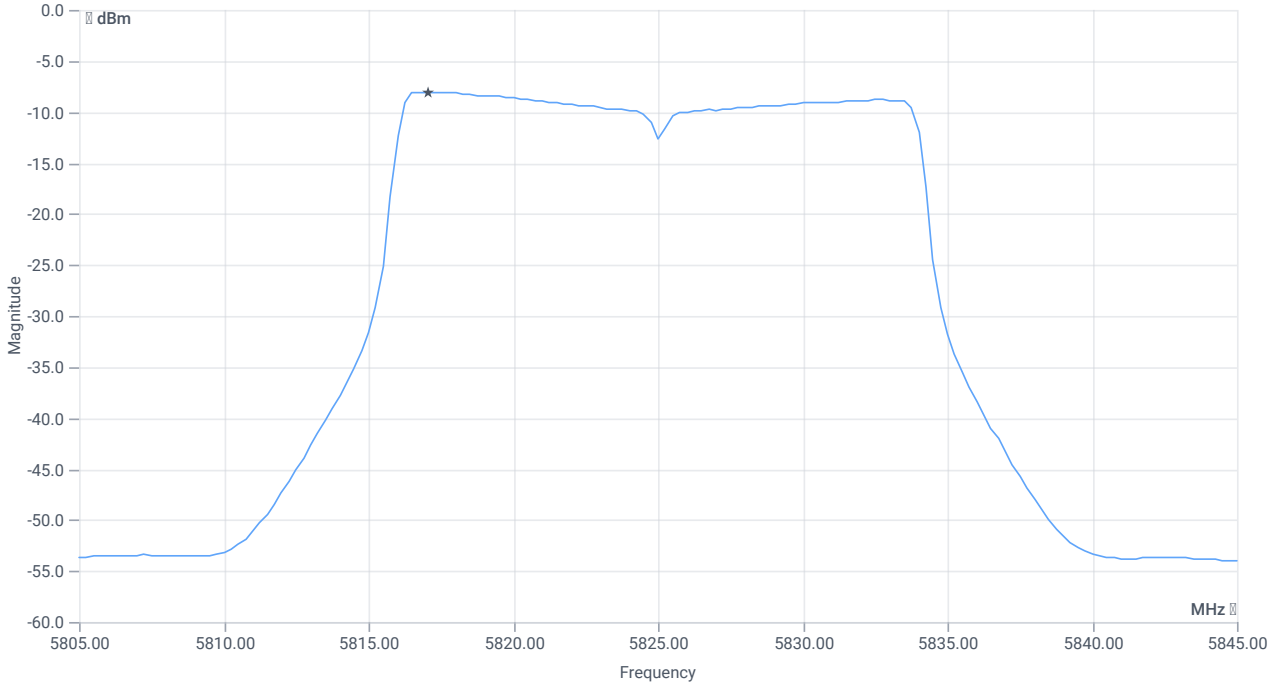

PSD UNII-3

RESULT

CONDUCTED LIMITS FOR MAX ANTENNA GAIN OF 6 D BI					
Description	Lower Limit	Upper Limit	Measured	Unit	Verdict
Power spectral density cond	---	---	-8.04	dBm/0.5MHz	INFO
Duty cycle correction	---	---	0	dB	INFO
Power spectral density DC corrected cond	---	30	-8.04	dBm/0.5MHz	PASS

Verdict
PASS

NA # Peak output power 3MHz/3MHz ~ WLAN5Gx n-HT20 mode U-NII-3

References

TC start	02.06.2026 07:02:43
Ambit temp (test rack) [°C] | humidity [rel%]	24.1 | 45
System version	6.0.7.5
Standard | Version	NA | NI
Method	
Description	Peak OP 3MHz/3MHz - WLAN5Gx n-HT20 mode U-NII-3
Information	

EUT Common Settings WLAN5Gx

Number of antenna ports	2
User Interaction	No
Device class U-NII-1 (FCC)	Client
Limit W52 japan	Standard
TPC supported	No
Vehicle use (ISED)	No

Equipment

Signal analyzer,Rohde&Schwarz,FSV-40,1307.9002K40/101042,3.71
Switch matrix,cetecom advanced GmbH,USM,B002,1.0.0

Test Parameter

Technology to test	WLAN5Gx n-HT20 mode
EUT port	EUT1
Temperature	nom
Voltage	nom
Frequency low to test	False | Freq [MHz] 5745
Frequency mid to test	False | Freq [MHz] 5785
Frequency high to test	True | Freq [MHz] 5825
Auto control enabled power supply | Climatic Box	No | No
Additional path loss [dB]	0
Full path type	EUT_SA_GEN_SIG
Full path name	EUT1.MP.SIG1/EUT1.SA/EUT1.GEN1/EUT1.GEN2/
Switch bits	00010001:00010001:00000000:00000001

Test at TX 5825 MHz

RESULT: Reference power cond.

DESCRIPTION	LOWER LIMIT	UPPER LIMIT	MEASURED	UNIT	VERDICT
Ref. power 1MHz/1MHz cond.	---	---	2.55	dBm	INFO
Ref. frequency	---	---	5820.800	MHz	INFO

READ SA SETTINGS:

RefLevel [dBm] | RefLevelOffset [dB] | InpAtt [dB]	14.55 | 13.38 | 20
Start [MHz] | Stop [MHz]	5800.000 | 5850.000
RBW [MHz] | VBW [MHz]	3.000000 | 3.000000
Detector | TraceMode	POS | MAXH
Sweep: time [ms] | count | points per Section | type	300 | 20 | 1001 | SWE

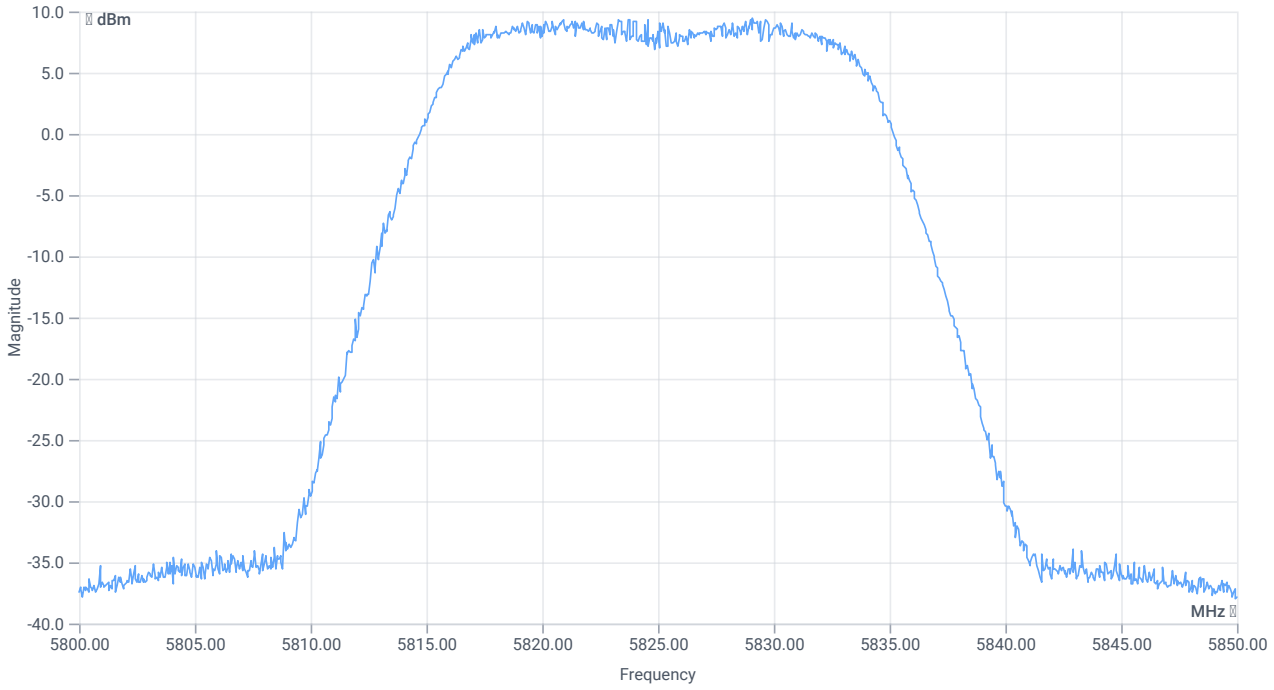

Peak output power

RESULT

DESCRIPTION	LOWER LIMIT	UPPER LIMIT	MEASURED	UNIT	VERDICT
Peak Power	---	---	9.48	dBm	INFO
Peak Power	---	---	8.87156	mW	INFO
Frequency at Peak	---	---	5829.096	MHz	INFO

Verdict
PASS

NA # Message with SA scan ~

References

TC start	02.06.2026 07:01:06
Ambit temp (test rack) [°C] | humidity [rel%]	24.1 | 45
System version	6.0.7.5
Standard | Version	NA | NI
Method	
Description	Message with SA Scan n_HT20_U_NII_3
Information	

Equipment

Signal analyzer,Rohde&Schwarz,FSV-40,1307.9002K40/101042,3.71
Switch matrix,cetecom advanced GmbH,USM,B002,1.0.0

Test Parameter

Full path type	EUT_SA_GEN_SIG
Full path name	EUT1.MP.SIG1/EUT1.SA/EUT1.GEN1/EUT1.GEN2/
Switch bits	00010001:00010001:00000000:00000001
Message start	02.06.2026 07:01:08
Message	set WLAN5Gx to n_HT20_U_NII_3, Frequency [MHz] 5825 Information:

Verdict
INFO

FCC 15.407, ISED RSS247 # Emission mask (eirp) ~ WLAN5Gx n-HT20 mode U-NII-3

References

TC start	02.06.2026 07:00:27
Ambit temp (test rack) [°C] | humidity [rel%]	24.1 | 45
System version	6.0.7.5
Standard | Version	FCC 15.407, ISED RSS247 | NI
Method	NI
Description	FCC 15.407 Emission mask - WLAN5Gx n-HT20 mode U-NII-3
Information	

EUT Common Settings WLAN5Gx

Number of antenna ports	2
User Interaction	No
Device class U-NII-1 (FCC)	Client
Limit W52 japan	Standard
TPC supported	No
Vehicle use (ISED)	No

Equipment

Signal analyzer,Rohde&Schwarz,FSV-40,1307.9002K40/101042,3.71
Switch matrix,cetecom advanced GmbH,USM,B002,1.0.0

Test Parameter

Technology to test	WLAN5Gx n-HT20 mode
EUT port	EUT1
Temperature	nom
Voltage	nom
Frequency low to test	False | Freq [MHz] 5745
Frequency mid to test	True | Freq [MHz] 5785
Frequency high to test	False | Freq [MHz] 5825
Auto control enabled power supply | Climatic Box	No | No
Additional path loss [dB]	0
Full path type	EUT_SA_GEN_SIG
Full path name	EUT1.MP.SIG1/EUT1.SA/EUT1.GEN1/EUT1.GEN2/
Switch bits	00010001:00010001:00000000:00000001

Test at TX 5785 MHz

Number of antenna ports: 2

reduction of limit due to number of antenna ports [dB]: 3

RESULT: Reference power cond.

DESCRIPTION	LOWER LIMIT	UPPER LIMIT	MEASURED	UNIT	VERDICT
Ref. power 1MHz/1MHz cond.	---	---	2.33	dBm	INFO
Ref. frequency	---	---	5777.610	MHz	INFO

Antenna gain

Considered antenna gain [dBi]:	6.06 / max found in range 5625 to 5950 MHz

READ SA SETTINGS:

RefLevel [dBm] | RefLevelOffset [dB] | InpAtt [dB]	5.33 | 12.84 | 10
Start [MHz] | Stop [MHz]	5625.000 | 5950.000
RBW [MHz] | VBW [MHz]	1.000000 | 3.000000
Detector | TraceMode	POS | MAXH
Sweep: time [ms] | count | points per Section | type	1 | 2500 | 1001 | SWE

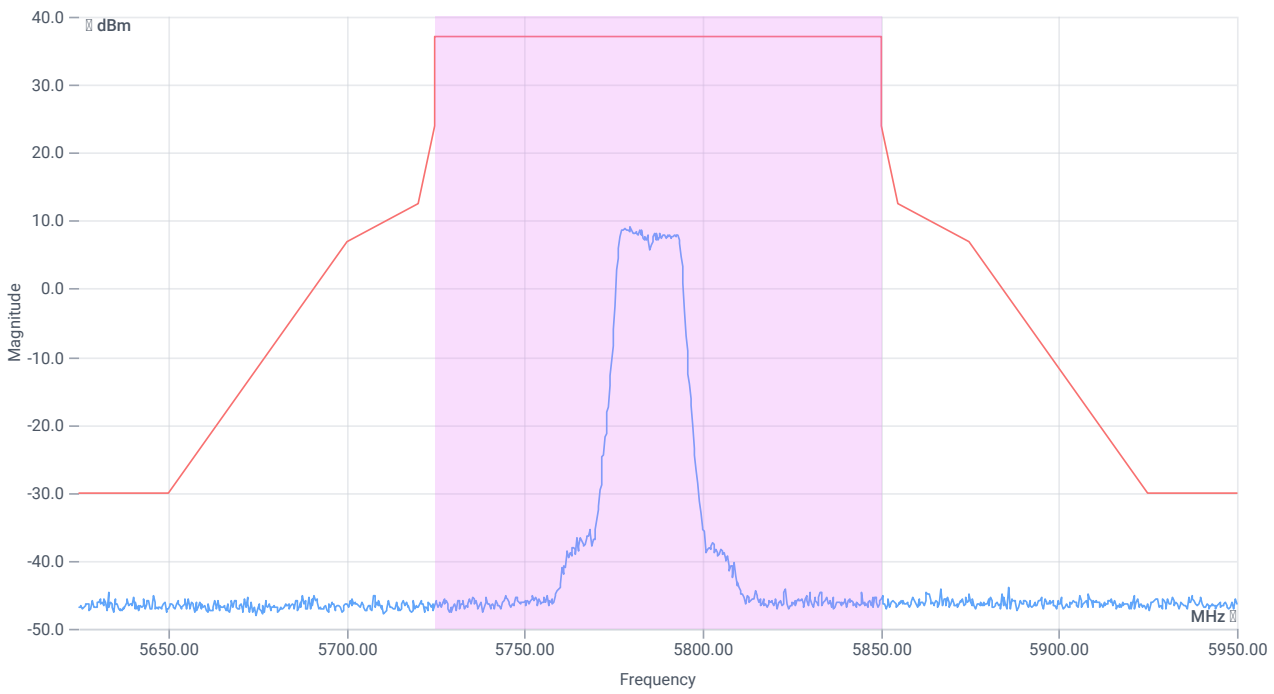

Emission Mask (e.i.r.p)

RESULT

DESCRIPTION	LOWER LIMIT	UPPER LIMIT	MEASURED	UNIT	VERDICT

Verdict
PASS

FCC 15.407, ISED RSS247 # Minimum emission bandwidth ~ WLAN5Gx n-HT20 mode U-NII-3

References

TC start	02.06.2026 06:59:39
Ambit temp (test rack) [°C] | humidity [rel%]	24.1 | 45
System version	6.0.7.5
Standard | Version	FCC 15.407, ISED RSS247 | NI
Method	KDB789033 D02, C.2.
Description	FCC 15.407 Min Emission Bandwidth - WLAN5Gx n-HT20 mode U-NII-3
Information	

EUT Common Settings WLAN5Gx

Number of antenna ports	2
User Interaction	No
Device class U-NII-1 (FCC)	Client
Limit W52 japan	Standard
TPC supported	No
Vehicle use (ISED)	No

Equipment

Signal analyzer,Rohde&Schwarz,FSV-40,1307.9002K40/101042,3.71
Switch matrix,cetecom advanced GmbH,USM,B002,1.0.0

Test Parameter

Technology to test	WLAN5Gx n-HT20 mode
EUT port	EUT1
Temperature	nom
Voltage	nom
Frequency low to test	False | Freq [MHz] 5745
Frequency mid to test	True | Freq [MHz] 5785
Frequency high to test	False | Freq [MHz] 5825
Auto control enabled power supply | Climatic Box	No | No
Additional path loss [dB]	0
Full path type	EUT_SA_GEN_SIG
Full path name	EUT1.MP.SIG1/EUT1.SA/EUT1.GEN1/EUT1.GEN2/
Switch bits	00010001:00010001:00000000:00000001

Test at TX 5785 MHz

RESULT: Reference power cond.

DESCRIPTION	LOWER LIMIT	UPPER LIMIT	MEASURED	UNIT	VERDICT
Ref. power 1MHz/1MHz cond.	---	---	2.04	dBm	INFO
Ref. frequency	---	---	5779.210	MHz	INFO

READ SA SETTINGS:

RefLevel [dBm] | RefLevelOffset [dB] | InpAtt [dB]	14.04 | 12.84 | 20
Start [MHz] | Stop [MHz]	5760.000 | 5810.000
RBW [MHz] | VBW [MHz]	0.100000 | 0.300000
Detector | TraceMode	POS | MAXH
Sweep: time [ms] | count | points per Section | type	2 | 1500 | 1001 | SWE

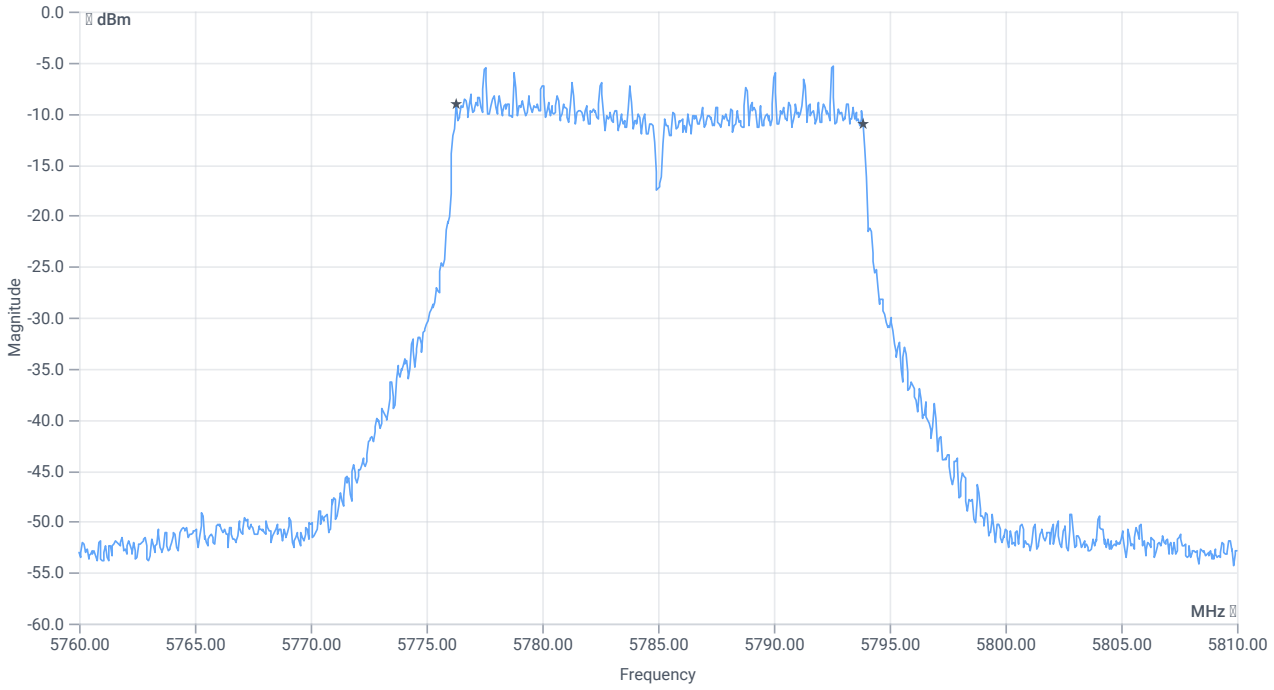

BW 6dB

RESULT

DESCRIPTION	LOWER LIMIT	UPPER LIMIT	MEASURED	UNIT	VERDICT
Bandwidth (6dB)	0.500	---	17.6	MHz	PASS

Verdict
PASS

FCC 15.407, ISED RSS247 # Bandwidths 99PCT and 26dB (UNII-3 20dB) ~ WLAN5Gx n-HT20 mode U-NII-3

References

TC start	02.06.2026 06:59:08
Ambit temp (test rack) [°C] | humidity [rel%]	24.1 | 45
System version	6.0.7.5
Standard | Version	FCC 15.407, ISED RSS247 | NI
Method	26dB Bandwidth KDB789033 D02, C.1 / ISED RSS-GEN
Description	FCC 15.407 Bandwidths - WLAN5Gx n-HT20 mode U-NII-3
Information	

EUT Common Settings WLAN5Gx

Number of antenna ports	2
User Interaction	No
Device class U-NII-1 (FCC)	Client
Limit W52 japan	Standard
TPC supported	No
Vehicle use (ISED)	No

Equipment

Signal analyzer,Rohde&Schwarz,FSV-40,1307.9002K40/101042,3.71
Switch matrix,cetecom advanced GmbH,USM,B002,1.0.0

Test Parameter

Technology to test	WLAN5Gx n-HT20 mode
EUT port	EUT1
Temperature	nom
Voltage	nom
Frequency low to test	False | Freq [MHz] 5745
Frequency mid to test	True | Freq [MHz] 5785
Frequency high to test	False | Freq [MHz] 5825
Auto control enabled power supply | Climatic Box	No | No
Additional path loss [dB]	0
Full path type	EUT_SA_GEN_SIG
Full path name	EUT1.MP.SIG1/EUT1.SA/EUT1.GEN1/EUT1.GEN2/
Switch bits	00010001:00010001:00000000:00000001

Test at TX 5785 MHz

RESULT: Reference power cond.

DESCRIPTION	LOWER LIMIT	UPPER LIMIT	MEASURED	UNIT	VERDICT
Ref. power 1MHz/1MHz cond.	---	---	2.50	dBm	INFO
Ref. frequency	---	---	5779.210	MHz	INFO

READ SA SETTINGS:

RefLevel [dBm] | RefLevelOffset [dB] | InpAtt [dB]	10.50 | 12.84 | 15
Start [MHz] | Stop [MHz]	5760.000 | 5810.000
RBW [MHz] | VBW [MHz]	0.300000 | 1.000000
Detector | TraceMode	POS | MAXH
Sweep: time [ms] | count | points per Section | type	1 | 2500 | 1001 | SWE

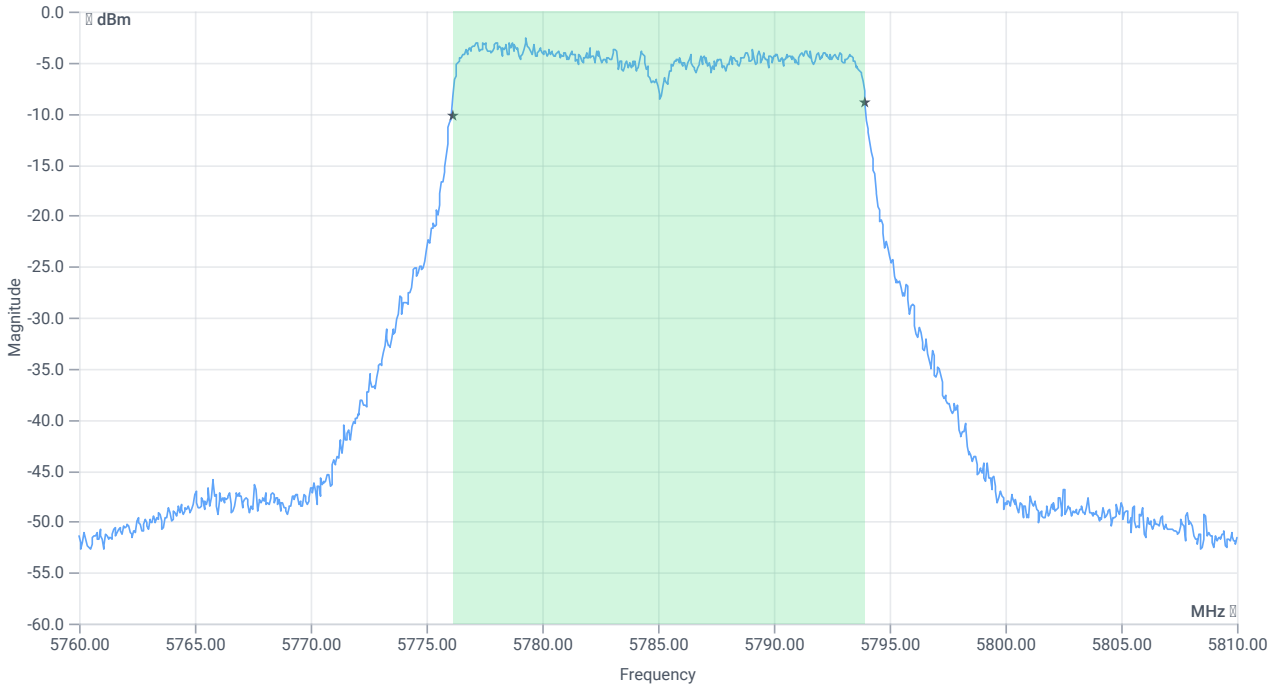

BW 99PCT

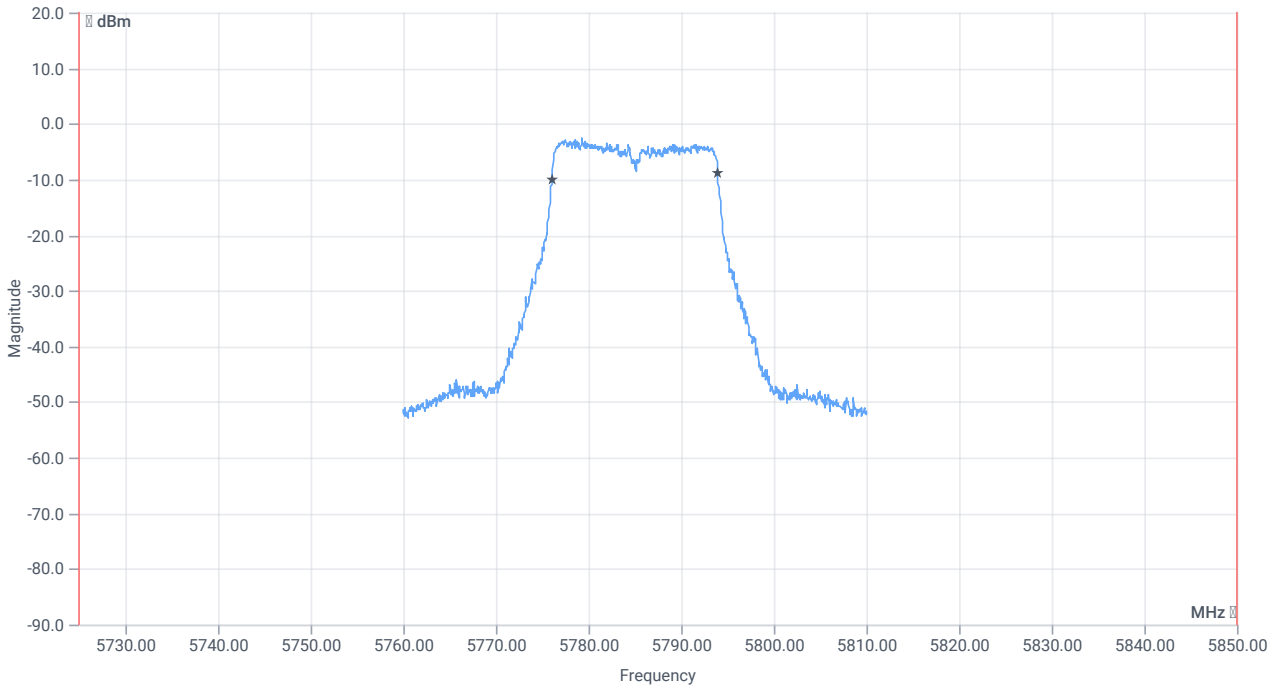

BW within band 99PCT

RESULT

DESCRIPTION	LOWER LIMIT	UPPER LIMIT	MEASURED	UNIT	VERDICT
Bandwidth 99%	---	---	17.832	MHz	INFO
T1 99%	5725.000000	---	5776.1089	MHz	PASS
T2 99%	---	5850.000000	5793.9411	MHz	PASS since U-NII-4 is supported

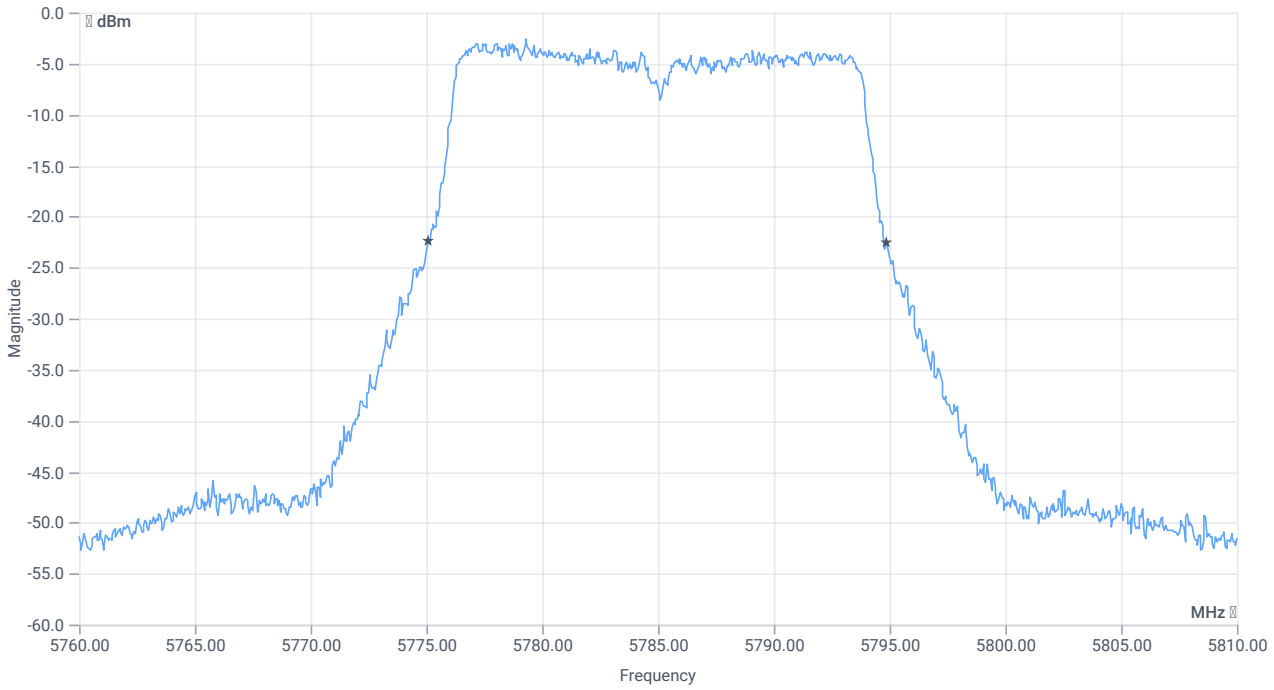

BW 20dB

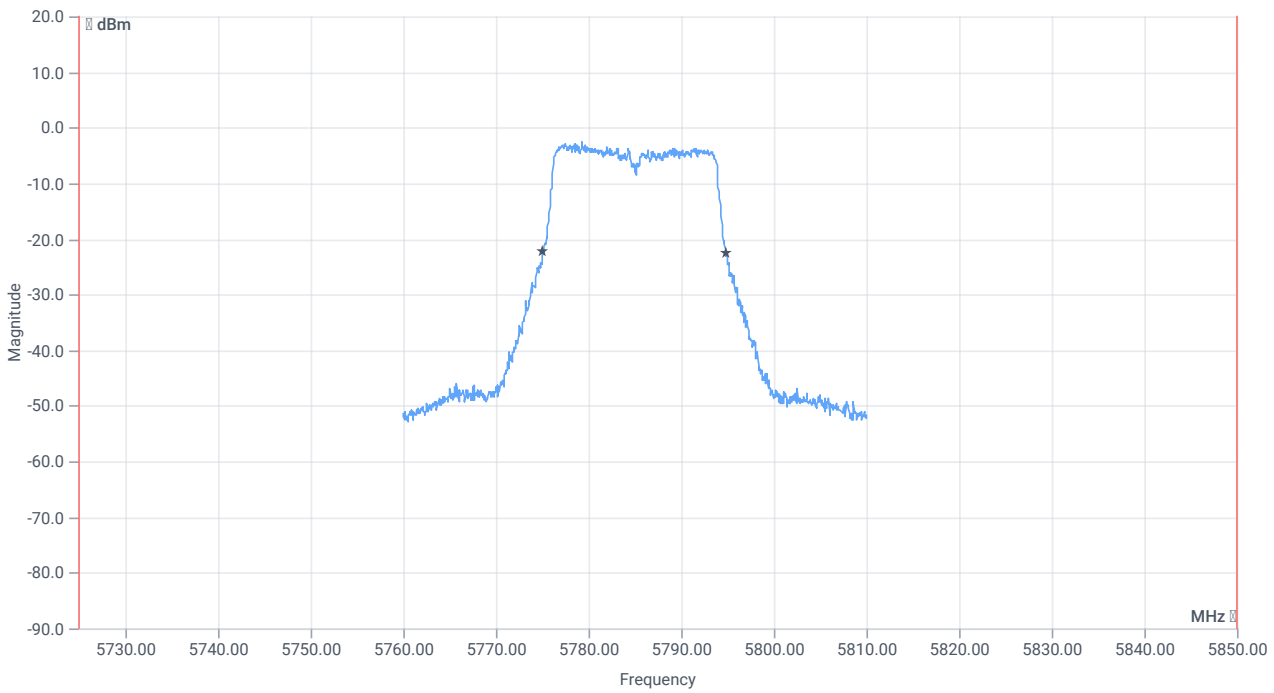

BW within band 20dB

RESULT

DESCRIPTION	LOWER LIMIT	UPPER LIMIT	MEASURED	UNIT	VERDICT
Bandwidth 20dB	---	---	19.8	MHz	INFO
T1 20dB	5725.000000	---	5775.0500	MHz	PASS

RESULT

DESCRIPTION	LOWER LIMIT	UPPER LIMIT	MEASURED	UNIT	VERDICT
T2 20dB	---	5850.000000	5794.8500	MHz	PASS since U-NII-4 is supported

Verdict
PASS

ISED RSS247 # Max output power and psd ~ WLAN5Gx n-HT20 mode U-NII-3

References

TC start	02.06.2026 06:56:32
Ambit temp (test rack) [°C] | humidity [rel%]	24.1 | 45
System version	6.0.7.5
Standard | Version	ISED RSS247 | NI
Method	
Description	ISED Max Output Power & PSD - WLAN5Gx n-HT20 mode U-NII-3
Information	

EUT Common Settings WLAN5Gx

Number of antenna ports	2
User Interaction	No
Device class U-NII-1 (FCC)	Client
Limit W52 japan	Standard
TPC supported	No
Vehicle use (ISED)	No

Equipment

Signal analyzer,Rohde&Schwarz,FSV-40,1307.9002K40/101042,3.71
Switch matrix,cetecom advanced GmbH,USM,B002,1.0.0

Test Parameter

Technology to test	WLAN5Gx n-HT20 mode
EUT port	EUT1
Temperature	nom
Voltage	nom
Frequency low to test	False | Freq [MHz] 5745
Frequency mid to test	True | Freq [MHz] 5785
Frequency high to test	False | Freq [MHz] 5825
Auto control enabled power supply | Climatic Box	No | No
Additional path loss [dB]	0
Full path type	EUT_SA_GEN_SIG
Full path name	EUT1.MP.SIG1/EUT1.SA/EUT1.GEN1/EUT1.GEN2/
Switch bits	00010001:00010001:00000000:00000001

Test at TX 5785 MHz

RESULT: Reference power cond.

DESCRIPTION	LOWER LIMIT	UPPER LIMIT	MEASURED	UNIT	VERDICT
Ref. power 1MHz/1MHz cond.	---	---	1.96	dBm	INFO
Ref. frequency	---	---	5777.010	MHz	INFO

Evaluation max. duty cycle

Duty cycle evaluation

DESCRIPTION	LOWER LIMIT	UPPER LIMIT	MEASURED	UNIT	VERDICT
Duty cycle min	---	---	0	dB	DC > 98% defined

Evaluation bandwidth

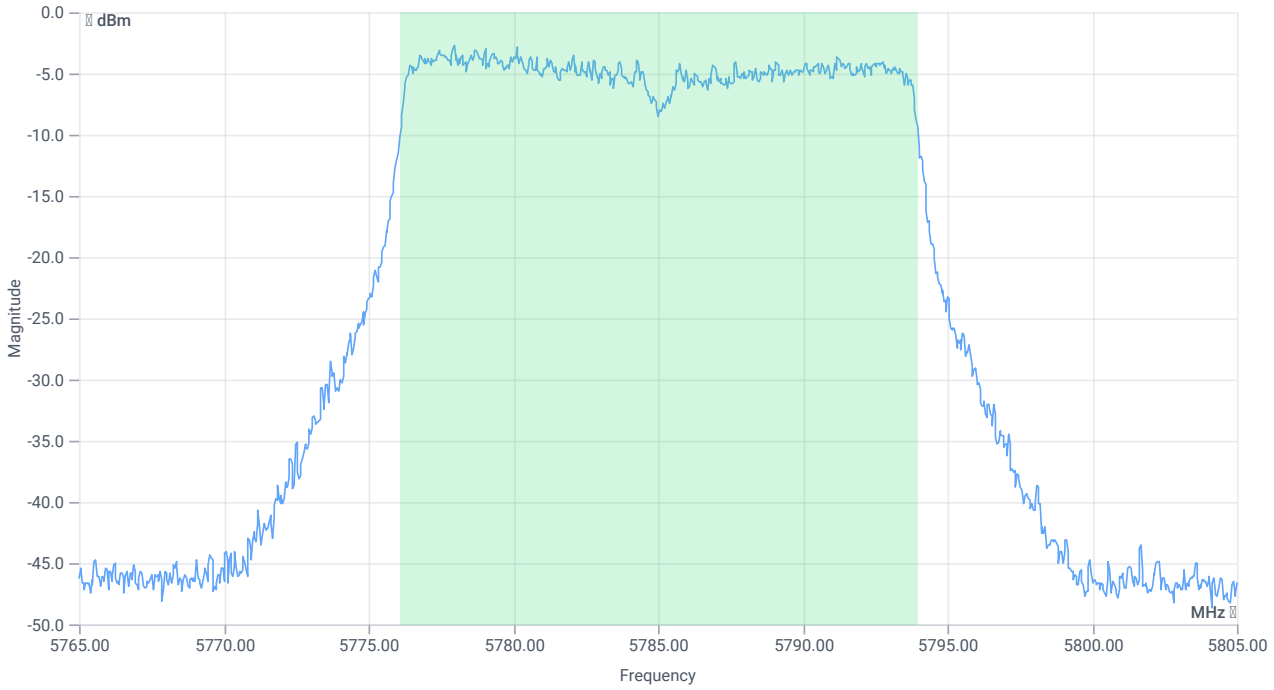

BW 99PCT

RESULT

DESCRIPTION	LOWER LIMIT	UPPER LIMIT	MEASURED	UNIT	VERDICT
Bandwidth 99%	---	---	17.862	MHz	INFO
T1 99%	---	---	5776.0889	MHz	INFO
T2 99%	---	---	5793.9510	MHz	INFO

Maximum Output Power

Antenna gain

Considered antenna gain [dBi]:	5.8 @ 5785 MHz

READ SA SETTINGS:

RefLevel [dBm] | RefLevelOffset [dB] | InpAtt [dB]	13.96 | 12.84 | 20
Start [MHz] | Stop [MHz]	5765.000 | 5805.000
RBW [MHz] | VBW [MHz]	1.000000 | 3.000000
Detector | TraceMode	RMS | MAXH
Sweep: time [ms] | count | points per Section | type	59600 | 1 | 161 | SWE

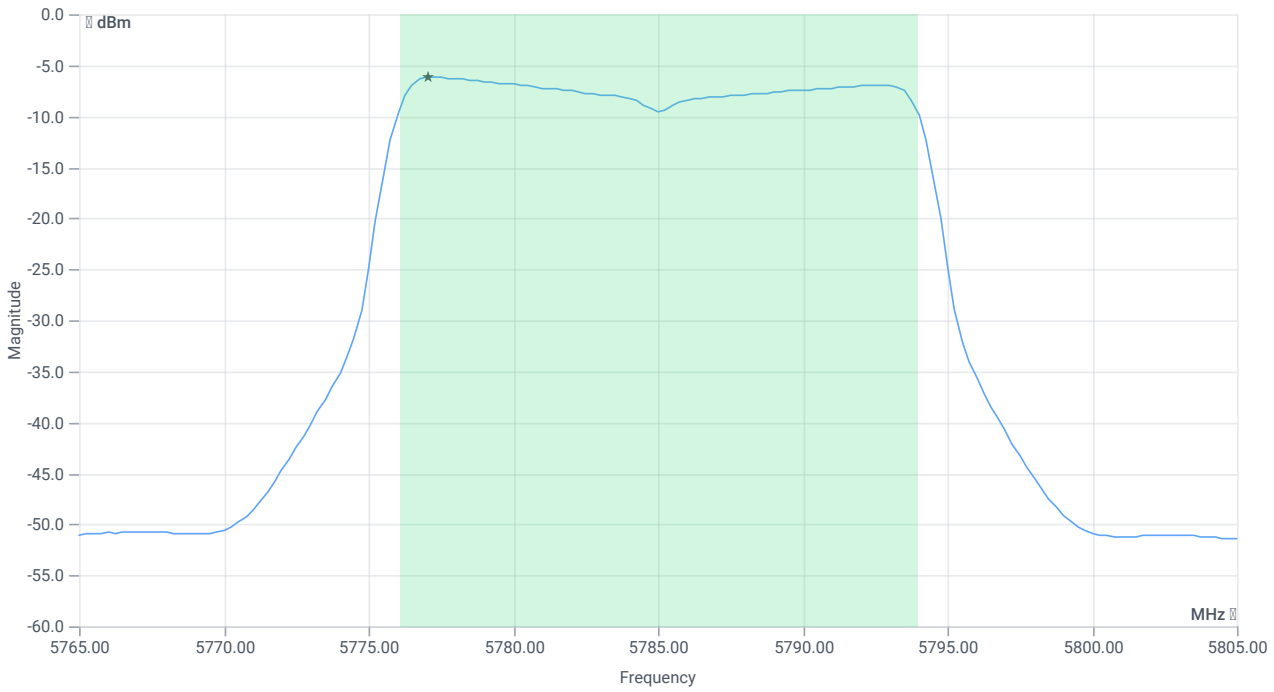

Max OP and PSD (without antenna gain)

RESULT

DESCRIPTION	LOWER LIMIT	UPPER LIMIT	MEASURED	UNIT	VERDICT
Max output power cond	---	---	4.78	dBm	INFO
Duty cycle correction	---	---	0	dB	INFO
LIMIT absolute cond					
Max output power DC corrected cond	---	30	4.78	dBm	PASS
Antenna gain applied			5.8	dBi	INFO
LIMIT absolute eirp (RSS-247 §6.2.4)					
Max output power DC corrected eirp	---	36	10.58	dBm	PASS

READ SA SETTINGS:

RefLevel [dBm] | RefLevelOffset [dB] | InpAtt [dB]	13.96 | 12.84 | 20
Start [MHz] | Stop [MHz]	5765.000 | 5805.000
RBW [MHz] | VBW [MHz]	0.500000 | 3.000000
Detector | TraceMode	RMS | MAXH
Sweep: time [ms] | count | points per Section | type	59600 | 1 | 161 | SWE

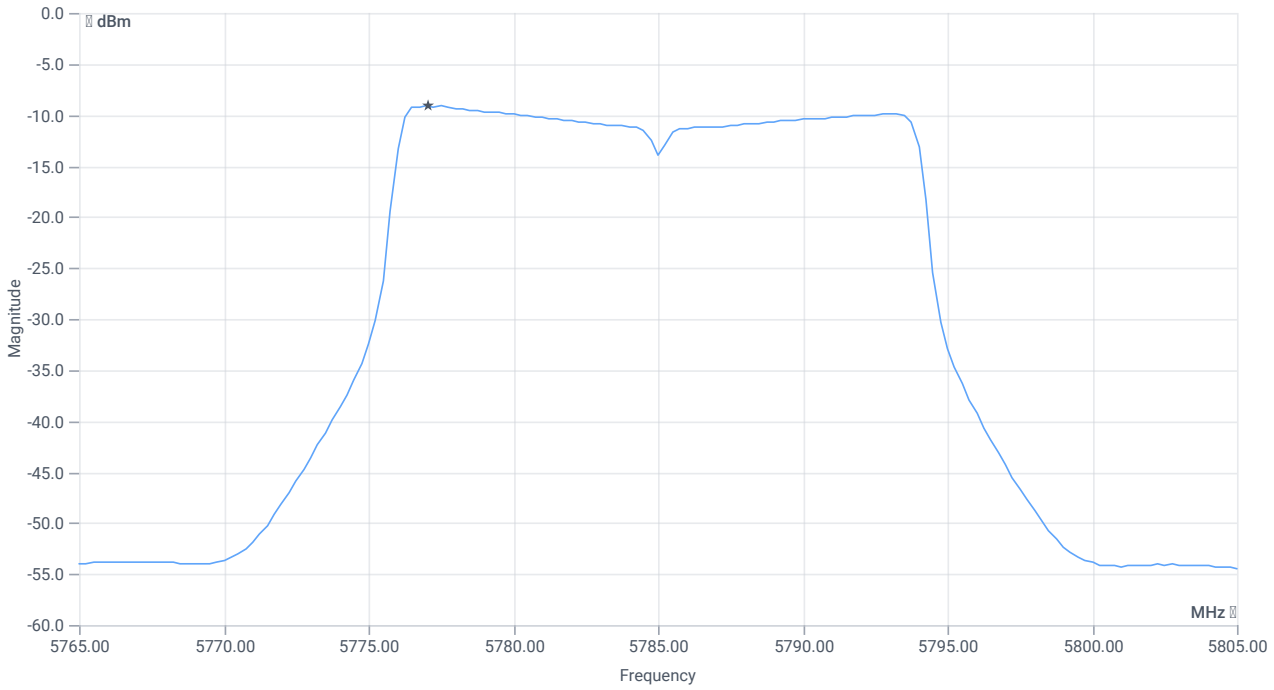

PSD UNII-3

RESULT

DESCRIPTION	LOWER LIMIT	UPPER LIMIT	MEASURED	UNIT	VERDICT
Power spectral density cond	---		-9.14	dBm/0.5MHz	INFO
Power spectral density DC corrected cond	---	30	-9.14	dBm/0.5MHz	PASS

Verdict
PASS

FCC 15.407 # Max output power and psd ~ WLAN5Gx n-HT20 mode U-NII-3

References

TC start	02.06.2026 06:53:57
Ambit temp (test rack) [°C] | humidity [rel%]	24.0 | 45
System version	6.0.7.5
Standard | Version	FCC 15.407 | NI
Method	KDB789033 D02, F., E.2.e.
Description	FCC 15.407 Max Output Power & PSD - WLAN5Gx n-HT20 mode U-NII-3
Information	

EUT Common Settings WLAN5Gx

Number of antenna ports	2
User Interaction	No
Device class U-NII-1 (FCC)	Client
Limit W52 japan	Standard
TPC supported	No
Vehicle use (ISED)	No

Equipment

Signal analyzer,Rohde&Schwarz,FSV-40,1307.9002K40/101042,3.71
Switch matrix,cetecom advanced GmbH,USM,B002,1.0.0

Test Parameter

Technology to test	WLAN5Gx n-HT20 mode
EUT port	EUT1
Temperature	nom
Voltage	nom
Frequency low to test	False | Freq [MHz] 5745
Frequency mid to test	True | Freq [MHz] 5785
Frequency high to test	False | Freq [MHz] 5825
Auto control enabled power supply | Climatic Box	No | No
Additional path loss [dB]	0
Full path type	EUT_SA_GEN_SIG
Full path name	EUT1.MP.SIG1/EUT1.SA/EUT1.GEN1/EUT1.GEN2/
Switch bits	00010001:00010001:00000000:00000001

Test at TX 5785 MHz

RESULT: Reference power cond.

DESCRIPTION	LOWER LIMIT	UPPER LIMIT	MEASURED	UNIT	VERDICT
Ref. power 1MHz/1MHz cond.	---	---	1.61	dBm	INFO
Ref. frequency	---	---	5779.210	MHz	INFO

Evaluation max. duty cycle

Duty cycle evaluation

DESCRIPTION	LOWER LIMIT	UPPER LIMIT	MEASURED	UNIT	VERDICT
Duty cycle min	---	---	0	dB	DC > 98% defined

Evaluation bandwidth

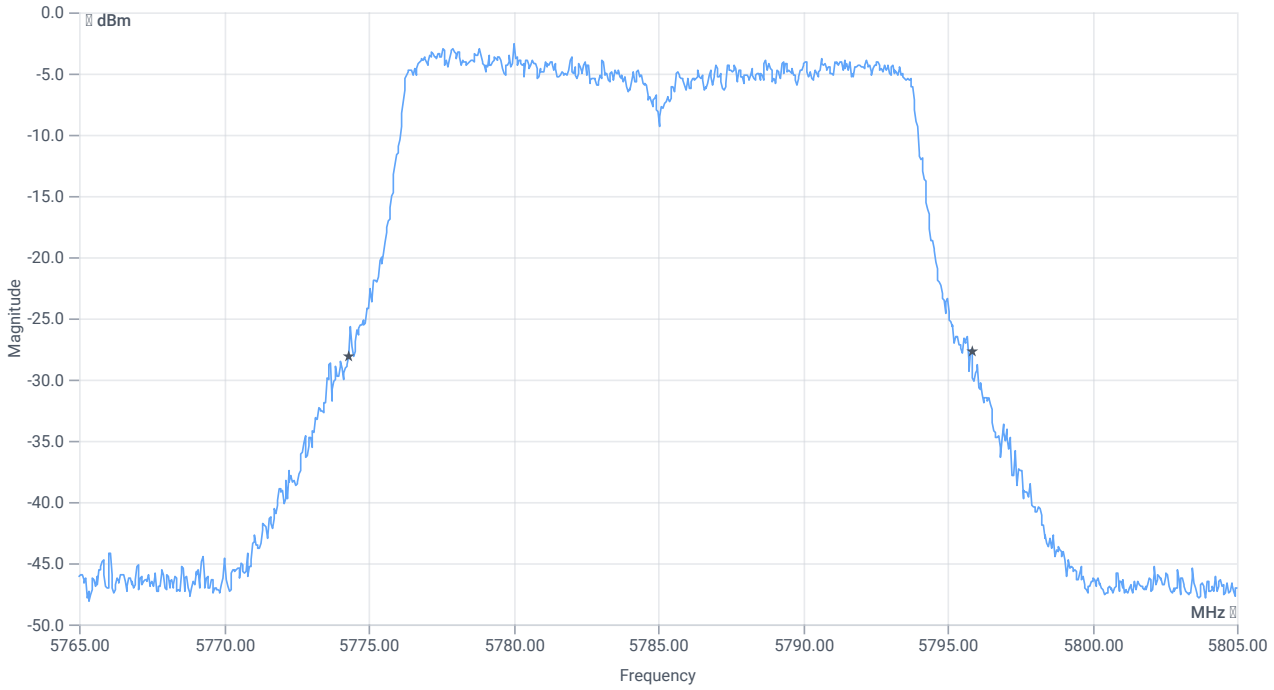

BW 26dB

RESULT

DESCRIPTION	LOWER LIMIT	UPPER LIMIT	MEASURED	UNIT	VERDICT
Bandwidth 26dB	---	---	21.52	MHz	INFO
T1 26dB	---	---	5774.3200	MHz	INFO
T2 26dB	---	---	5795.8400	MHz	INFO

Maximum Output Power

READ SA SETTINGS:

RefLevel [dBm] | RefLevelOffset [dB] | InpAtt [dB]	13.62 | 12.84 | 15
Start [MHz] | Stop [MHz]	5765.000 | 5805.000
RBW [MHz] | VBW [MHz]	1.000000 | 3.000000
Detector | TraceMode	RMS | MAXH
Sweep: time [ms] | count | points per Section | type	59600 | 1 | 161 | SWE

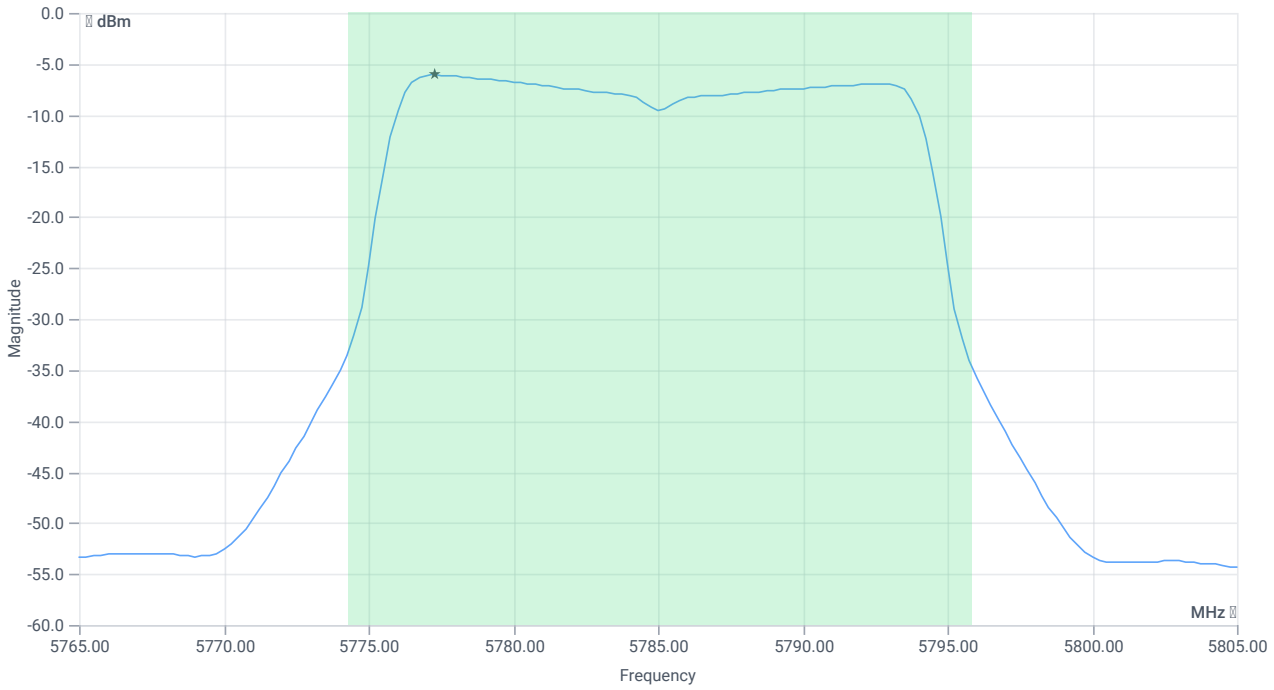

Max OP and PSD

RESULT

CONDUCTED LIMITS FOR MAX ANTENNA GAIN OF 6 D BI					
Description	Lower Limit	Upper Limit	Measured	Unit	Verdict
Max output power cond	---	---	4.96	dBm	INFO
Duty cycle correction	---	---	0	dB	INFO
LIMIT absolute:					
Max output power DC corrected cond	---	30	4.96	dBm	PASS
LIMIT: 11 dBm + 10 log 21.52					
Max output power DC corrected cond	---	24.33	4.96	dBm	na

Power Spectral Density U-NII-3

READ SA SETTINGS:

RefLevel [dBm] | RefLevelOffset [dB] | InpAtt [dB]	13.62 | 12.84 | 20

READ SA SETTINGS:

Start [MHz] | Stop [MHz]	5765.000 | 5805.000
RBW [MHz] | VBW [MHz]	0.500000 | 3.000000
Detector | TraceMode	RMS | MAXH
Sweep: time [ms] | count | points per Section | type	59600 | 1 | 161 | SWE

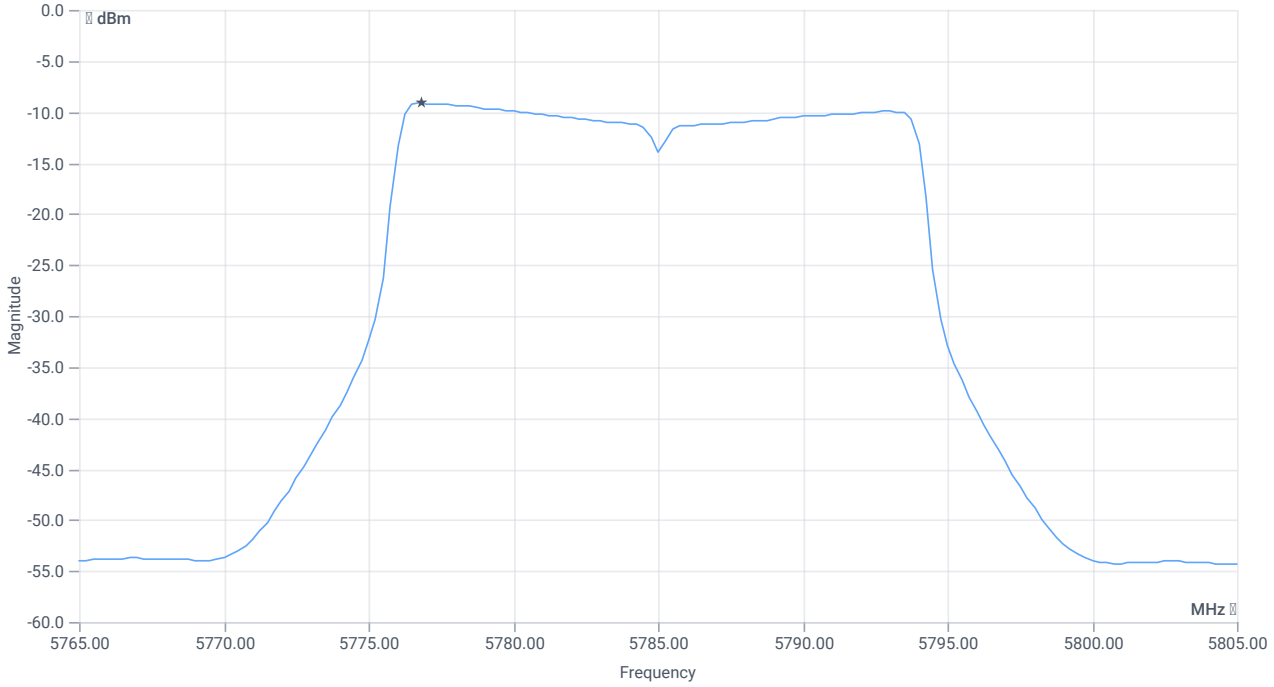

PSD UNII-3

RESULT

CONDUCTED LIMITS FOR MAX ANTENNA GAIN OF 6 D BI					
Description	Lower Limit	Upper Limit	Measured	Unit	Verdict
Power spectral density cond	---	---	-9.09	dBm/0.5MHz	INFO
Duty cycle correction	---	---	0	dB	INFO
Power spectral density DC corrected cond	---	30	-9.09	dBm/0.5MHz	PASS

Verdict
PASS

NA # Peak output power 3MHz/3MHz ~ WLAN5Gx n-HT20 mode U-NII-3

References

TC start	02.06.2026 06:53:31
Ambit temp (test rack) [°C] | humidity [rel%]	24.0 | 45
System version	6.0.7.5
Standard | Version	NA | NI
Method	
Description	Peak OP 3MHz/3MHz - WLAN5Gx n-HT20 mode U-NII-3
Information	

EUT Common Settings WLAN5Gx

Number of antenna ports	2
User Interaction	No
Device class U-NII-1 (FCC)	Client
Limit W52 japan	Standard
TPC supported	No
Vehicle use (ISED)	No

Equipment

Signal analyzer,Rohde&Schwarz,FSV-40,1307.9002K40/101042,3.71
Switch matrix,cetecom advanced GmbH,USM,B002,1.0.0

Test Parameter

Technology to test	WLAN5Gx n-HT20 mode
EUT port	EUT1
Temperature	nom
Voltage	nom
Frequency low to test	False | Freq [MHz] 5745
Frequency mid to test	True | Freq [MHz] 5785
Frequency high to test	False | Freq [MHz] 5825
Auto control enabled power supply | Climatic Box	No | No
Additional path loss [dB]	0
Full path type	EUT_SA_GEN_SIG
Full path name	EUT1.MP.SIG1/EUT1.SA/EUT1.GEN1/EUT1.GEN2/
Switch bits	00010001:00010001:00000000:00000001

Test at TX 5785 MHz

RESULT: Reference power cond.

DESCRIPTION	LOWER LIMIT	UPPER LIMIT	MEASURED	UNIT	VERDICT
Ref. power 1MHz/1MHz cond.	---	---	1.94	dBm	INFO
Ref. frequency	---	---	5777.610	MHz	INFO

READ SA SETTINGS:

RefLevel [dBm] | RefLevelOffset [dB] | InpAtt [dB]	13.94 | 12.84 | 20
Start [MHz] | Stop [MHz]	5760.000 | 5810.000
RBW [MHz] | VBW [MHz]	3.000000 | 3.000000
Detector | TraceMode	POS | MAXH
Sweep: time [ms] | count | points per Section | type	300 | 20 | 1001 | SWE

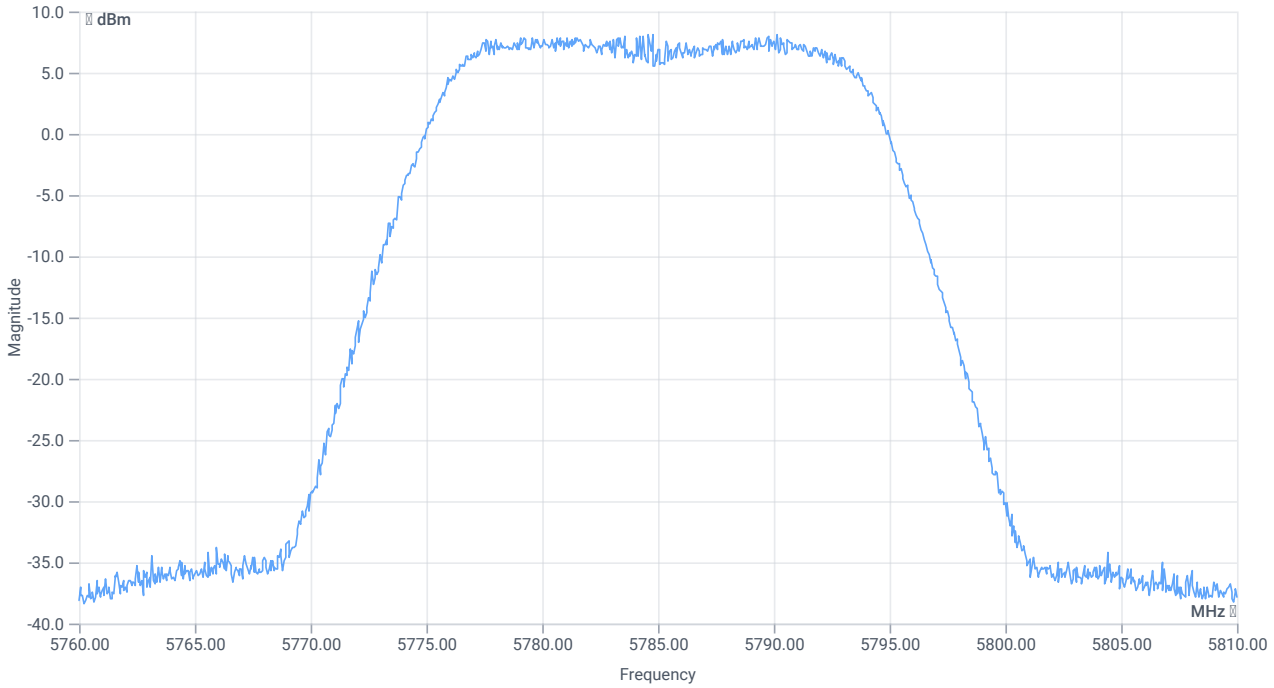

Peak output power

RESULT

DESCRIPTION	LOWER LIMIT	UPPER LIMIT	MEASURED	UNIT	VERDICT
Peak Power	---	---	8.12	dBm	INFO
Peak Power	---	---	6.486344	mW	INFO
Frequency at Peak	---	---	5784.6	MHz	INFO

Verdict
PASS

NA # Message with SA scan ~

References

TC start	02.06.2026 06:52:55
Ambit temp (test rack) [°C] | humidity [rel%]	24.0 | 45
System version	6.0.7.5
Standard | Version	NA | NI
Method	
Description	Message with SA Scan n_HT20_U_NII_3
Information	

Equipment

Signal analyzer,Rohde&Schwarz,FSV-40,1307.9002K40/101042,3.71
Switch matrix,cetecom advanced GmbH,USM,B002,1.0.0

Test Parameter

Full path type	EUT_SA_GEN_SIG
Full path name	EUT1.MP.SIG1/EUT1.SA/EUT1.GEN1/EUT1.GEN2/
Switch bits	00010001:00010001:00000000:00000001
Message start	02.06.2026 06:52:57
Message	set WLAN5Gx to n_HT20_U_NII_3, Frequency [MHz] 5785 , Information:

Verdict
INFO

FCC 15.407, ISED RSS247 # Emission mask (eirp) ~ WLAN5Gx n-HT20 mode U-NII-3

References

TC start	02.06.2026 06:52:15
Ambit temp (test rack) [°C] | humidity [rel%]	24.0 | 45
System version	6.0.7.5
Standard | Version	FCC 15.407, ISED RSS247 | NI
Method	NI
Description	FCC 15.407 Emission mask - WLAN5Gx n-HT20 mode U-NII-3
Information	

EUT Common Settings WLAN5Gx

Number of antenna ports	2
User Interaction	No
Device class U-NII-1 (FCC)	Client
Limit W52 japan	Standard
TPC supported	No
Vehicle use (ISED)	No

Equipment

Signal analyzer,Rohde&Schwarz,FSV-40,1307.9002K40/101042,3.71
Switch matrix,cetecom advanced GmbH,USM,B002,1.0.0

Test Parameter

Technology to test	WLAN5Gx n-HT20 mode
EUT port	EUT1
Temperature	nom
Voltage	nom
Frequency low to test	True | Freq [MHz] 5745
Frequency mid to test	False | Freq [MHz] 5785
Frequency high to test	False | Freq [MHz] 5825
Auto control enabled power supply | Climatic Box	No | No
Additional path loss [dB]	0
Full path type	EUT_SA_GEN_SIG
Full path name	EUT1.MP.SIG1/EUT1.SA/EUT1.GEN1/EUT1.GEN2/
Switch bits	00010001:00010001:00000000:00000001

Test at TX 5745 MHz

Number of antenna ports: 2

reduction of limit due to number of antenna ports [dB]: 3

RESULT: Reference power cond.

DESCRIPTION	LOWER LIMIT	UPPER LIMIT	MEASURED	UNIT	VERDICT
Ref. power 1MHz/1MHz cond.	---	---	2.38	dBm	INFO
Ref. frequency	---	---	5749.400	MHz	INFO

Antenna gain

Considered antenna gain [dBi]:	6.06 / max found in range 5625 to 5950 MHz

READ SA SETTINGS:

RefLevel [dBm] | RefLevelOffset [dB] | InpAtt [dB]	5.38 | 12.81 | 10
Start [MHz] | Stop [MHz]	5625.000 | 5950.000
RBW [MHz] | VBW [MHz]	1.000000 | 3.000000
Detector | TraceMode	POS | MAXH
Sweep: time [ms] | count | points per Section | type	1 | 2500 | 1001 | SWE

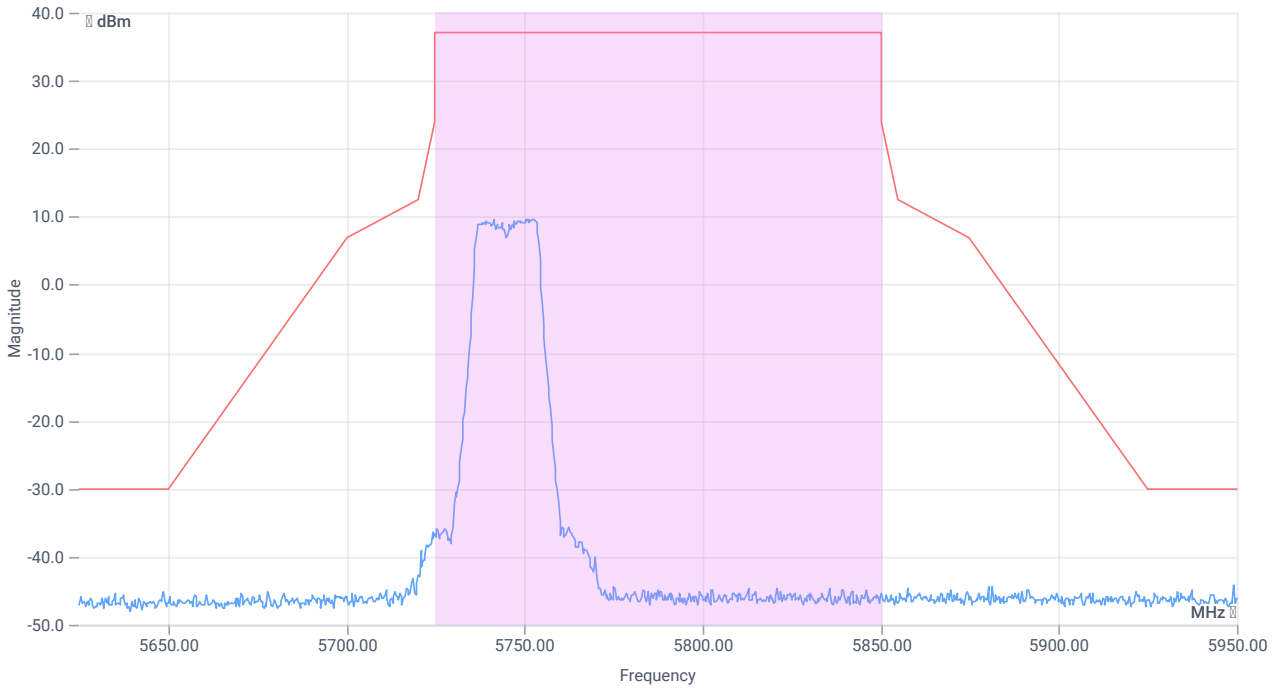

Emission Mask (e.i.r.p)

RESULT

DESCRIPTION	LOWER LIMIT	UPPER LIMIT	MEASURED	UNIT	VERDICT

Verdict
PASS

FCC 15.407, ISED RSS247 # Minimum emission bandwidth ~ WLAN5Gx n-HT20 mode U-NII-3

References

TC start	02.06.2026 06:51:32
Ambit temp (test rack) [°C] | humidity [rel%]	24.0 | 45
System version	6.0.7.5
Standard | Version	FCC 15.407, ISED RSS247 | NI
Method	KDB789033 D02, C.2.
Description	FCC 15.407 Min Emission Bandwidth - WLAN5Gx n-HT20 mode U-NII-3
Information	

EUT Common Settings WLAN5Gx

Number of antenna ports	2
User Interaction	No
Device class U-NII-1 (FCC)	Client
Limit W52 japan	Standard
TPC supported	No
Vehicle use (ISED)	No

Equipment

Signal analyzer,Rohde&Schwarz,FSV-40,1307.9002K40/101042,3.71
Switch matrix,cetecom advanced GmbH,USM,B002,1.0.0

Test Parameter

Technology to test	WLAN5Gx n-HT20 mode
EUT port	EUT1
Temperature	nom
Voltage	nom
Frequency low to test	True | Freq [MHz] 5745
Frequency mid to test	False | Freq [MHz] 5785
Frequency high to test	False | Freq [MHz] 5825
Auto control enabled power supply | Climatic Box	No | No
Additional path loss [dB]	0
Full path type	EUT_SA_GEN_SIG
Full path name	EUT1.MP.SIG1/EUT1.SA/EUT1.GEN1/EUT1.GEN2/
Switch bits	00010001:00010001:00000000:00000001

Test at TX 5745 MHz

RESULT: Reference power cond.

DESCRIPTION	LOWER LIMIT	UPPER LIMIT	MEASURED	UNIT	VERDICT
Ref. power 1MHz/1MHz cond.	---	---	3.06	dBm	INFO
Ref. frequency	---	---	5752.390	MHz	INFO

READ SA SETTINGS:

RefLevel [dBm] | RefLevelOffset [dB] | InpAtt [dB]	15.06 | 12.81 | 20
Start [MHz] | Stop [MHz]	5720.000 | 5770.000
RBW [MHz] | VBW [MHz]	0.100000 | 0.300000
Detector | TraceMode	POS | MAXH
Sweep: time [ms] | count | points per Section | type	2 | 1500 | 1001 | SWE

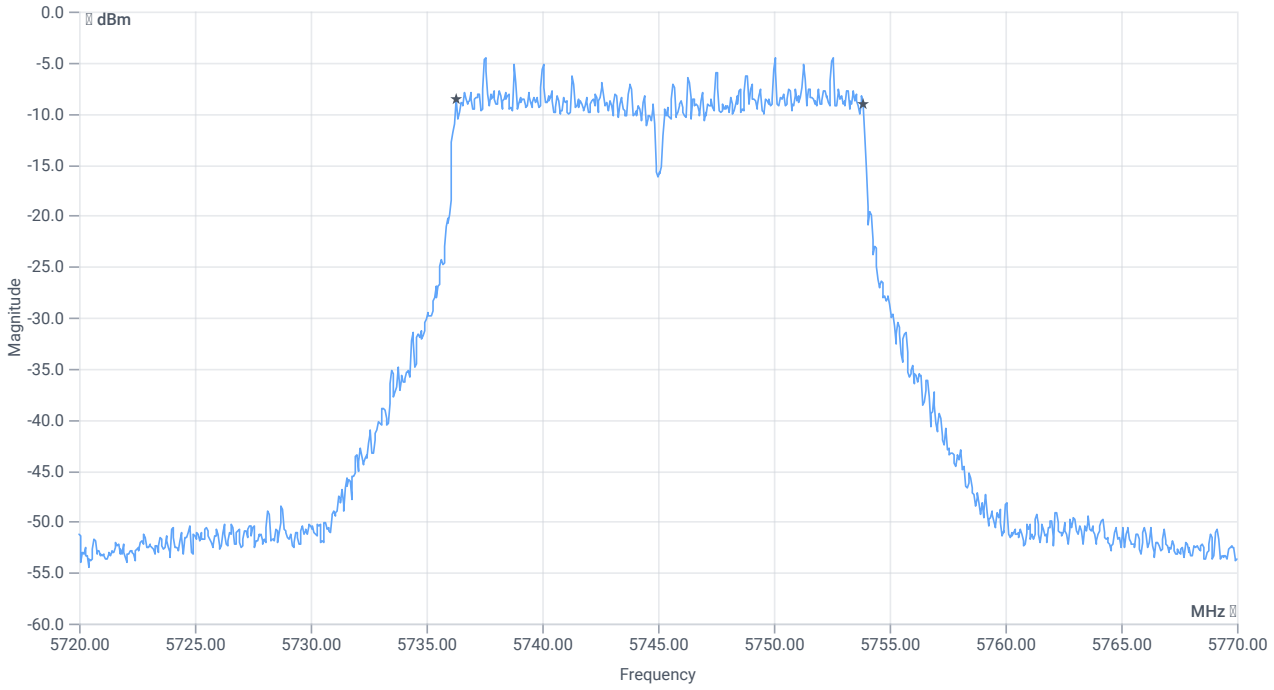

BW 6dB

RESULT

DESCRIPTION	LOWER LIMIT	UPPER LIMIT	MEASURED	UNIT	VERDICT
Bandwidth (6dB)	0.500	---	17.6	MHz	PASS

Verdict
PASS

FCC 15.407, ISED RSS247 # Bandwidths 99PCT and 26dB (UNII-3 20dB) ~ WLAN5Gx n-HT20 mode U-NII-3

References

TC start	02.06.2026 06:51:01
Ambit temp (test rack) [°C] | humidity [rel%]	24.0 | 45
System version	6.0.7.5
Standard | Version	FCC 15.407, ISED RSS247 | NI
Method	26dB Bandwidth KDB789033 D02, C.1 / ISED RSS-GEN
Description	FCC 15.407 Bandwidths - WLAN5Gx n-HT20 mode U-NII-3
Information	

EUT Common Settings WLAN5Gx

Number of antenna ports	2
User Interaction	No
Device class U-NII-1 (FCC)	Client
Limit W52 japan	Standard
TPC supported	No
Vehicle use (ISED)	No

Equipment

Signal analyzer,Rohde&Schwarz,FSV-40,1307.9002K40/101042,3.71
Switch matrix,cetecom advanced GmbH,USM,B002,1.0.0

Test Parameter

Technology to test	WLAN5Gx n-HT20 mode
EUT port	EUT1
Temperature	nom
Voltage	nom
Frequency low to test	True | Freq [MHz] 5745
Frequency mid to test	False | Freq [MHz] 5785
Frequency high to test	False | Freq [MHz] 5825
Auto control enabled power supply | Climatic Box	No | No
Additional path loss [dB]	0
Full path type	EUT_SA_GEN_SIG
Full path name	EUT1.MP.SIG1/EUT1.SA/EUT1.GEN1/EUT1.GEN2/
Switch bits	00010001:00010001:00000000:00000001

Test at TX 5745 MHz

RESULT: Reference power cond.

DESCRIPTION	LOWER LIMIT	UPPER LIMIT	MEASURED	UNIT	VERDICT
Ref. power 1MHz/1MHz cond.	---	---	3.32	dBm	INFO
Ref. frequency	---	---	5752.590	MHz	INFO

READ SA SETTINGS:

RefLevel [dBm] | RefLevelOffset [dB] | InpAtt [dB]	11.33 | 12.81 | 15
Start [MHz] | Stop [MHz]	5720.000 | 5770.000
RBW [MHz] | VBW [MHz]	0.300000 | 1.000000
Detector | TraceMode	POS | MAXH
Sweep: time [ms] | count | points per Section | type	1 | 2500 | 1001 | SWE

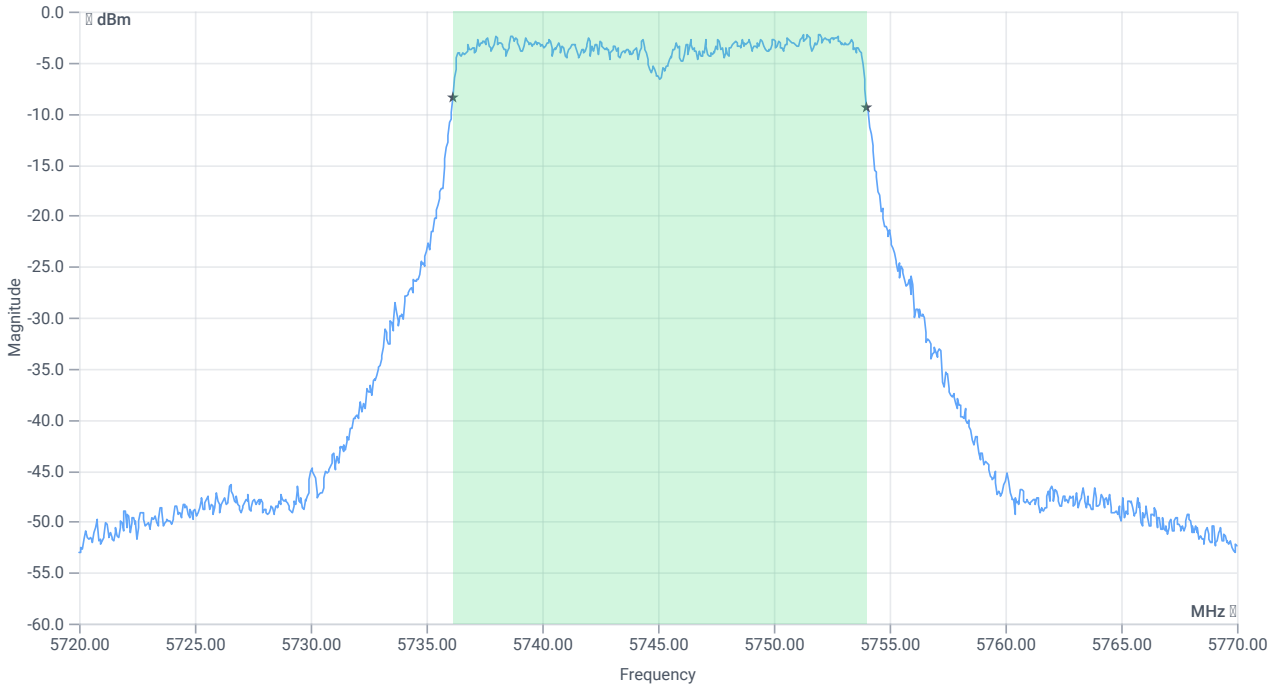

BW 99PCT

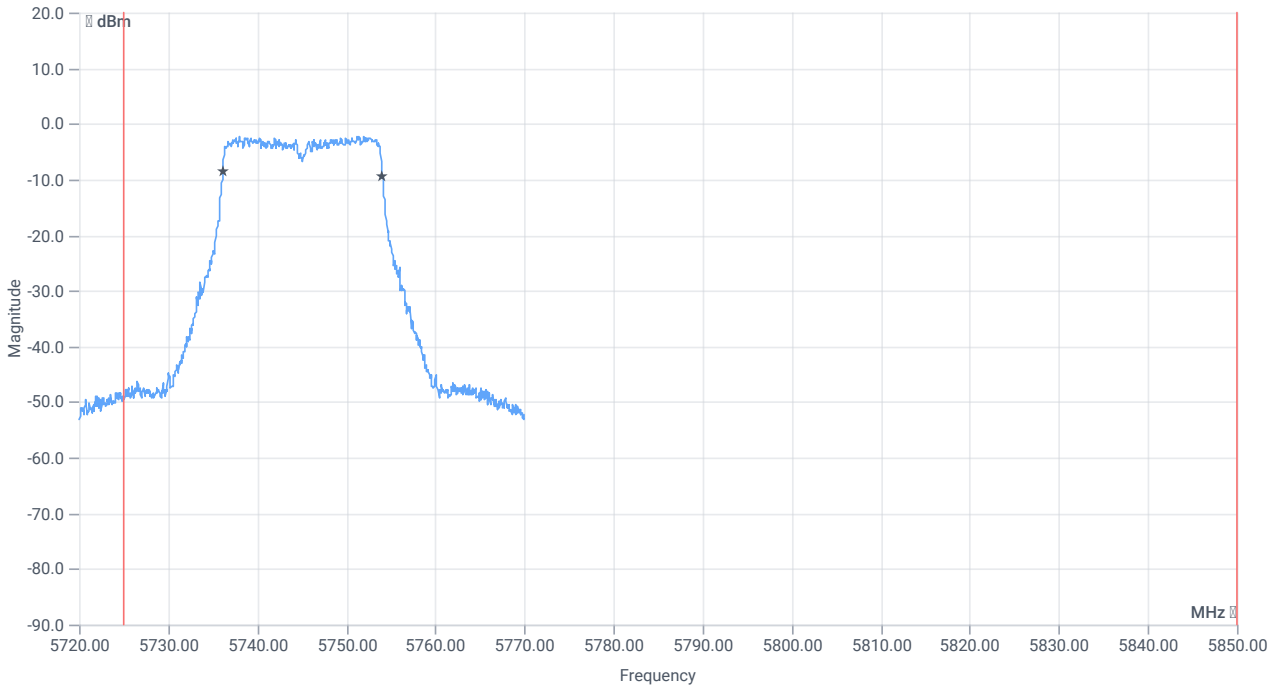

BW within band 99PCT

RESULT

DESCRIPTION	LOWER LIMIT	UPPER LIMIT	MEASURED	UNIT	VERDICT
Bandwidth 99%	---	---	17.832	MHz	INFO
T1 99%	5725.000000	---	5736.1588	MHz	PASS
T2 99%	---	5850.000000	5753.9910	MHz	PASS since U-NII-4 is supported

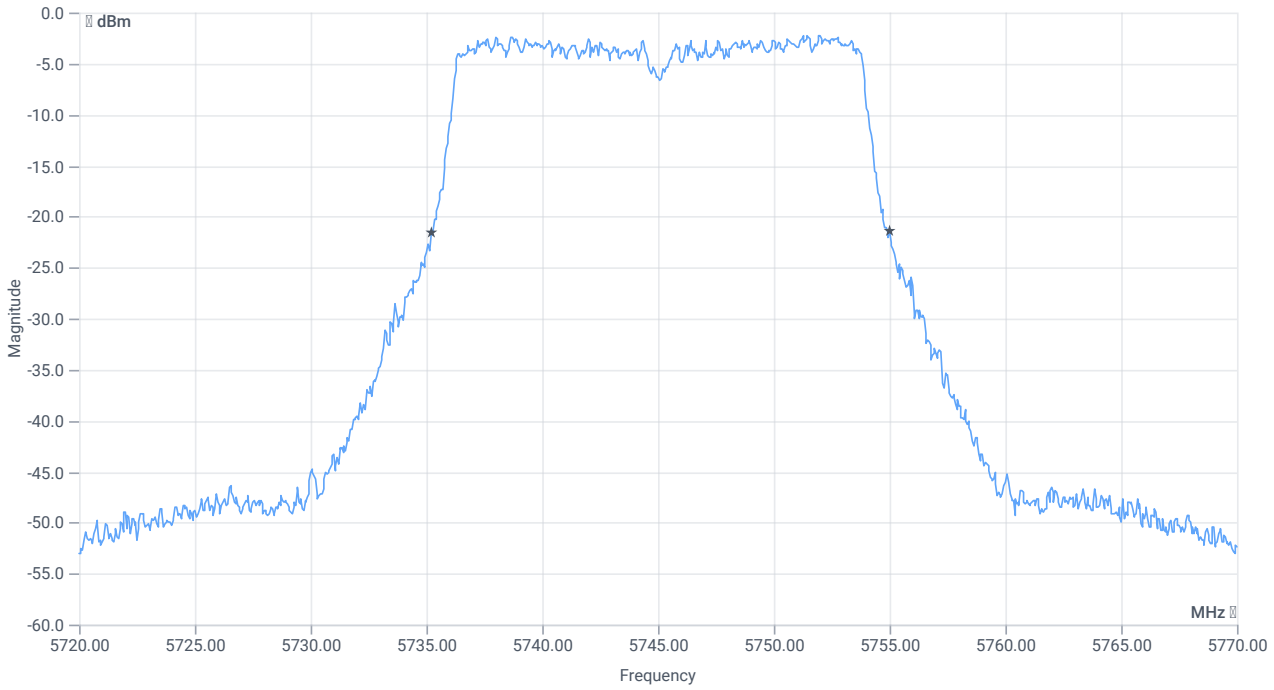

BW 20dB

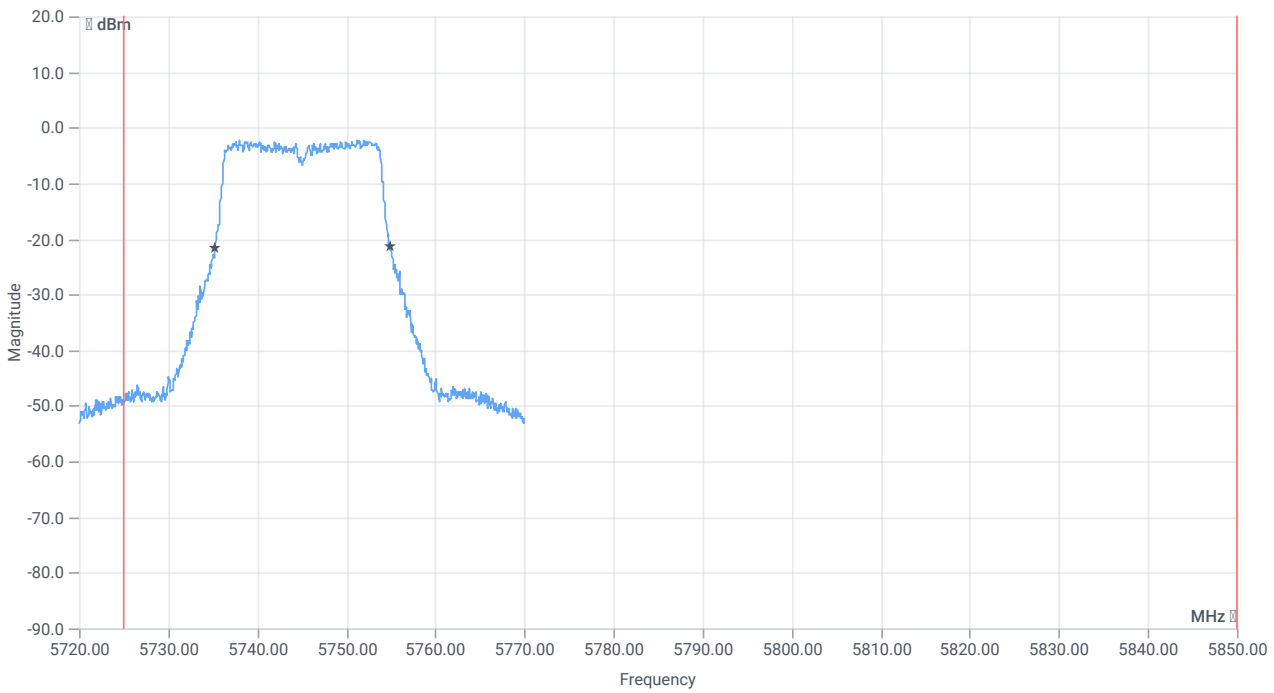

BW within band 20dB

RESULT

DESCRIPTION	LOWER LIMIT	UPPER LIMIT	MEASURED	UNIT	VERDICT
Bandwidth 20dB	---	---	19.8	MHz	INFO
T1 20dB	5725.000000	---	5735.2000	MHz	PASS

RESULT

DESCRIPTION	LOWER LIMIT	UPPER LIMIT	MEASURED	UNIT	VERDICT
T2 20dB	---	5850.000000	5755.0000	MHz	PASS since U-NII-4 is supported

Verdict
PASS

ISED RSS247 # Max output power and psd ~ WLAN5Gx n-HT20 mode U-NII-3

References

TC start	02.06.2026 06:48:23
Ambit temp (test rack) [°C] | humidity [rel%]	24.0 | 45
System version	6.0.7.5
Standard | Version	ISED RSS247 | NI
Method	
Description	ISED Max Output Power & PSD - WLAN5Gx n-HT20 mode U-NII-3
Information	

EUT Common Settings WLAN5Gx

Number of antenna ports	2
User Interaction	No
Device class U-NII-1 (FCC)	Client
Limit W52 japan	Standard
TPC supported	No
Vehicle use (ISED)	No

Equipment

Signal analyzer,Rohde&Schwarz,FSV-40,1307.9002K40/101042,3.71
Switch matrix,cetecom advanced GmbH,USM,B002,1.0.0

Test Parameter

Technology to test	WLAN5Gx n-HT20 mode
EUT port	EUT1
Temperature	nom
Voltage	nom
Frequency low to test	True | Freq [MHz] 5745
Frequency mid to test	False | Freq [MHz] 5785
Frequency high to test	False | Freq [MHz] 5825
Auto control enabled power supply | Climatic Box	No | No
Additional path loss [dB]	0
Full path type	EUT_SA_GEN_SIG
Full path name	EUT1.MP.SIG1/EUT1.SA/EUT1.GEN1/EUT1.GEN2/
Switch bits	00010001:00010001:00000000:00000001

Test at TX 5745 MHz

RESULT: Reference power cond.

DESCRIPTION	LOWER LIMIT	UPPER LIMIT	MEASURED	UNIT	VERDICT
Ref. power 1MHz/1MHz cond.	---	---	2.43	dBm	INFO
Ref. frequency	---	---	5739.410	MHz	INFO

Evaluation max. duty cycle

Duty cycle evaluation

DESCRIPTION	LOWER LIMIT	UPPER LIMIT	MEASURED	UNIT	VERDICT
Duty cycle min	---	---	0	dB	DC > 98% defined

Evaluation bandwidth

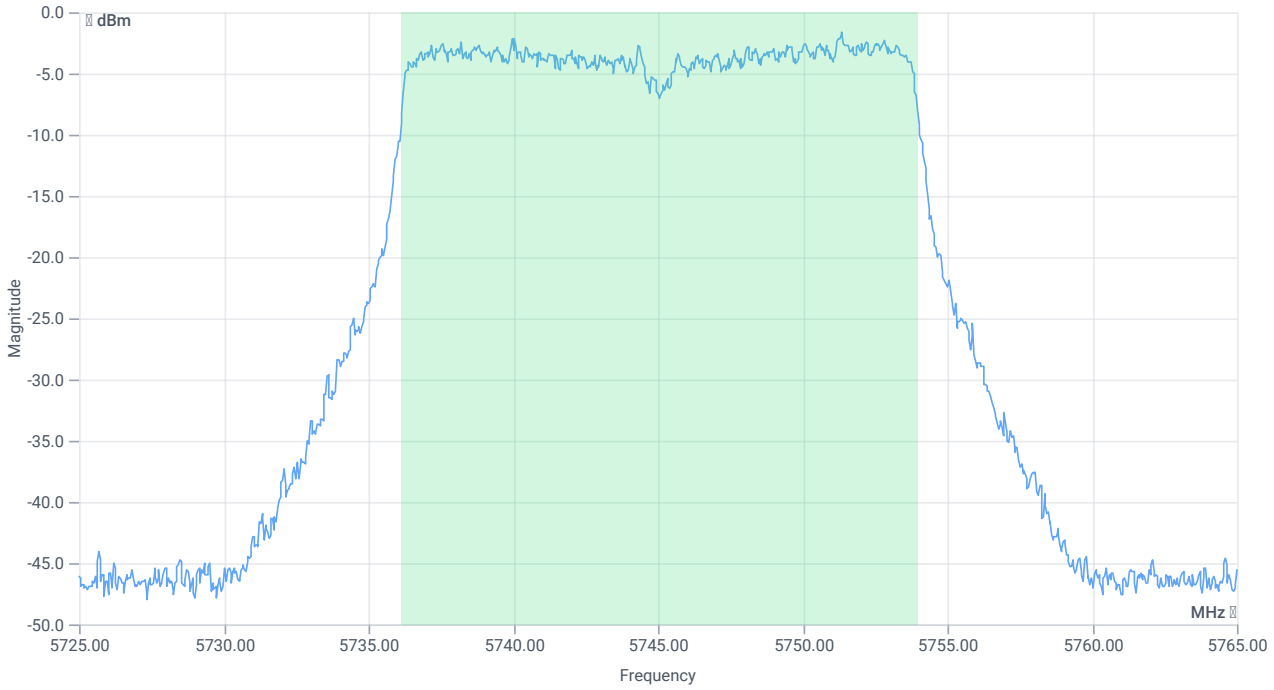

BW 99PCT

RESULT

DESCRIPTION	LOWER LIMIT	UPPER LIMIT	MEASURED	UNIT	VERDICT
Bandwidth 99%	---	---	17.822	MHz	INFO
T1 99%	---	---	5736.1688	MHz	INFO
T2 99%	---	---	5753.9910	MHz	INFO

Maximum Output Power

Antenna gain

Considered antenna gain [dBi]:	5.8 @ 5745 MHz

READ SA SETTINGS:

RefLevel [dBm] | RefLevelOffset [dB] | InpAtt [dB]	14.43 | 12.81 | 20
Start [MHz] | Stop [MHz]	5725.000 | 5765.000
RBW [MHz] | VBW [MHz]	1.000000 | 3.000000
Detector | TraceMode	RMS | MAXH
Sweep: time [ms] | count | points per Section | type	59600 | 1 | 161 | SWE

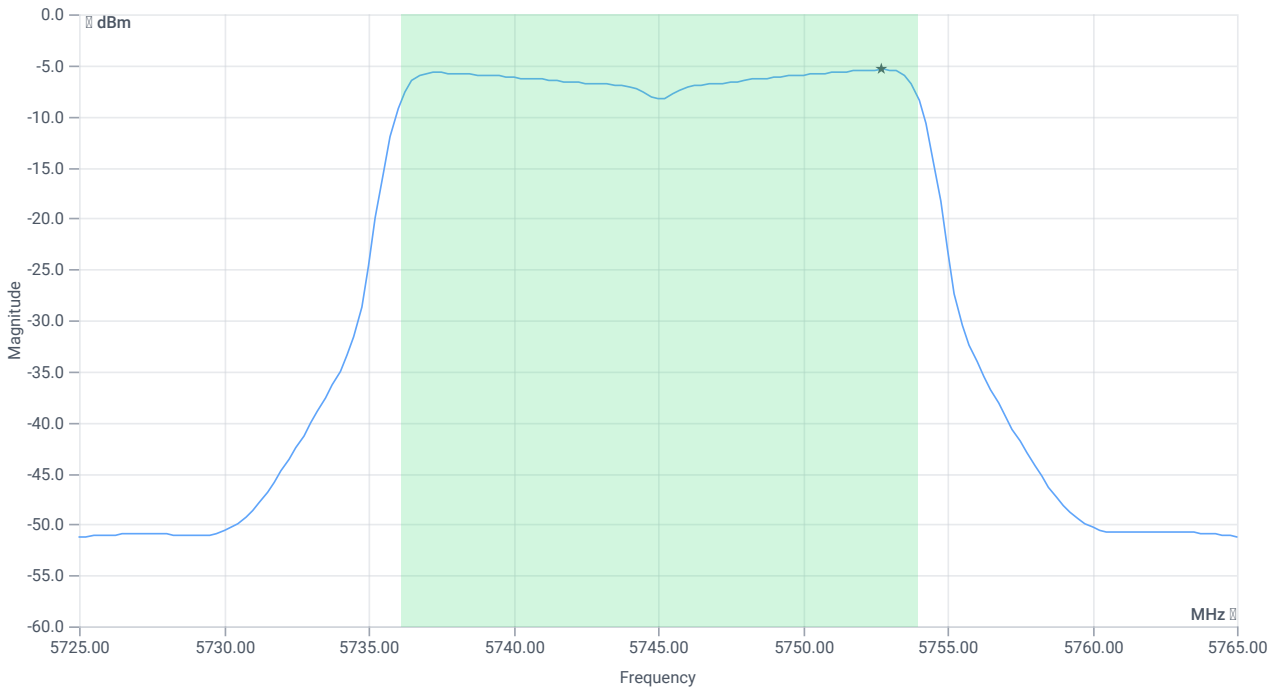

Max OP and PSD (without antenna gain)

RESULT

DESCRIPTION	LOWER LIMIT	UPPER LIMIT	MEASURED	UNIT	VERDICT
Max output power cond	---	---	5.87	dBm	INFO
Duty cycle correction	---	---	0	dB	INFO
LIMIT absolute cond					
Max output power DC corrected cond	---	30	5.87	dBm	PASS
Antenna gain applied			5.8	dBi	INFO
LIMIT absolute eirp (RSS-247 §6.2.4)					
Max output power DC corrected eirp	---	36	11.67	dBm	PASS

READ SA SETTINGS:

RefLevel [dBm] | RefLevelOffset [dB] | InpAtt [dB]	14.43 | 12.81 | 20
Start [MHz] | Stop [MHz]	5725.000 | 5765.000
RBW [MHz] | VBW [MHz]	0.500000 | 3.000000
Detector | TraceMode	RMS | MAXH
Sweep: time [ms] | count | points per Section | type	59600 | 1 | 161 | SWE

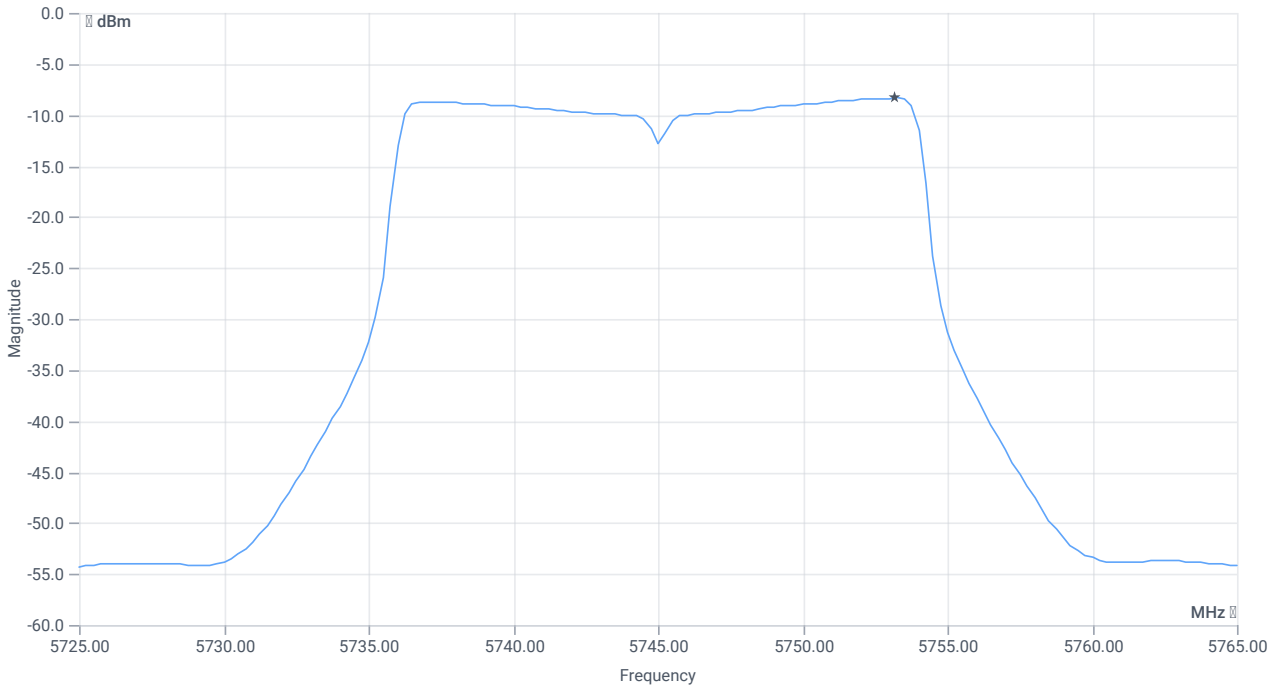

PSD UNII-3

RESULT

DESCRIPTION	LOWER LIMIT	UPPER LIMIT	MEASURED	UNIT	VERDICT
Power spectral density cond	---		-8.35	dBm/0.5MHz	INFO
Power spectral density DC corrected cond	---	30	-8.35	dBm/0.5MHz	PASS

Verdict
PASS

FCC 15.407 # Max output power and psd ~ WLAN5Gx n-HT20 mode U-NII-3

References

TC start	02.06.2026 06:45:48
Ambit temp (test rack) [°C] | humidity [rel%]	24.0 | 45
System version	6.0.7.5
Standard | Version	FCC 15.407 | NI
Method	KDB789033 D02, F., E.2.e.
Description	FCC 15.407 Max Output Power & PSD - WLAN5Gx n-HT20 mode U-NII-3
Information	

EUT Common Settings WLAN5Gx

Number of antenna ports	2
User Interaction	No
Device class U-NII-1 (FCC)	Client
Limit W52 japan	Standard
TPC supported	No
Vehicle use (ISED)	No

Equipment

Signal analyzer,Rohde&Schwarz,FSV-40,1307.9002K40/101042,3.71
Switch matrix,cetecom advanced GmbH,USM,B002,1.0.0

Test Parameter

Technology to test	WLAN5Gx n-HT20 mode
EUT port	EUT1
Temperature	nom
Voltage	nom
Frequency low to test	True | Freq [MHz] 5745
Frequency mid to test	False | Freq [MHz] 5785
Frequency high to test	False | Freq [MHz] 5825
Auto control enabled power supply | Climatic Box	No | No
Additional path loss [dB]	0
Full path type	EUT_SA_GEN_SIG
Full path name	EUT1.MP.SIG1/EUT1.SA/EUT1.GEN1/EUT1.GEN2/
Switch bits	00010001:00010001:00000000:00000001

Test at TX 5745 MHz

RESULT: Reference power cond.

DESCRIPTION	LOWER LIMIT	UPPER LIMIT	MEASURED	UNIT	VERDICT
Ref. power 1MHz/1MHz cond.	---	---	3.74	dBm	INFO
Ref. frequency	---	---	5742.600	MHz	INFO

Evaluation max. duty cycle

Duty cycle evaluation

DESCRIPTION	LOWER LIMIT	UPPER LIMIT	MEASURED	UNIT	VERDICT
Duty cycle min	---	---	0	dB	DC > 98% defined

Evaluation bandwidth

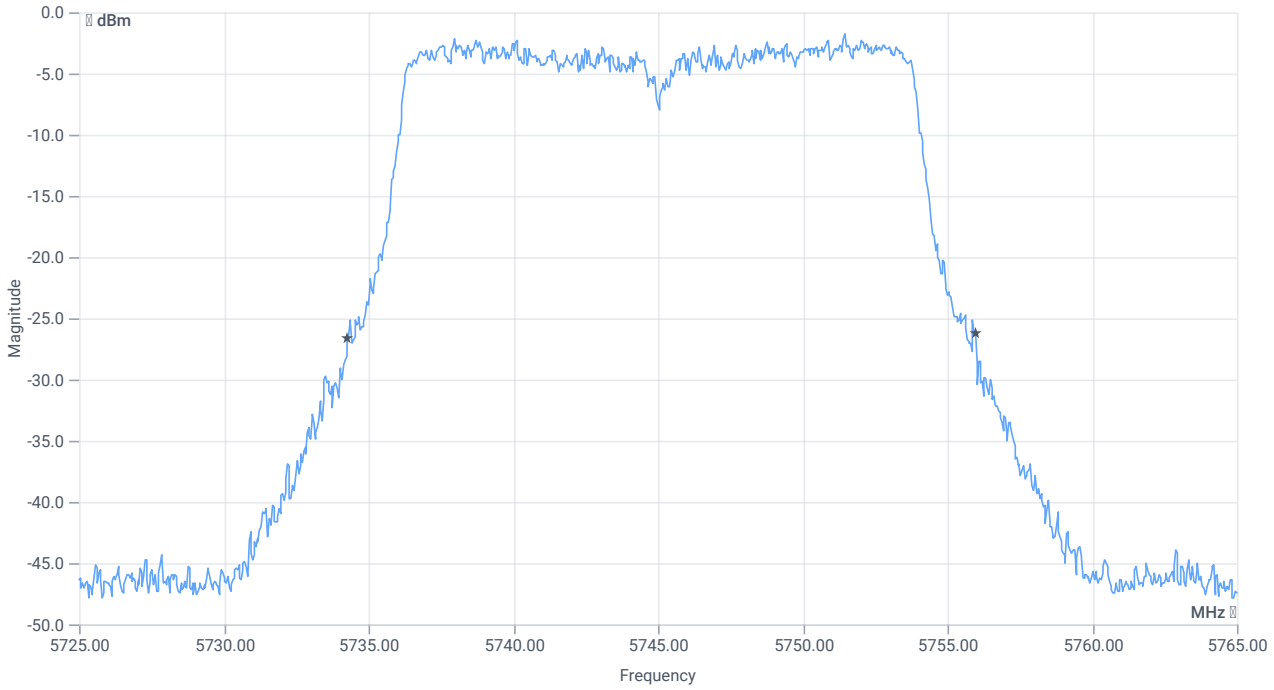

BW 26dB

RESULT

DESCRIPTION	LOWER LIMIT	UPPER LIMIT	MEASURED	UNIT	VERDICT
Bandwidth 26dB	---	---	21.68	MHz	INFO
T1 26dB	---	---	5734.2800	MHz	INFO
T2 26dB	---	---	5755.9600	MHz	INFO

Maximum Output Power

READ SA SETTINGS:

RefLevel [dBm] | RefLevelOffset [dB] | InpAtt [dB]	15.74 | 12.81 | 20
Start [MHz] | Stop [MHz]	5725.000 | 5765.000
RBW [MHz] | VBW [MHz]	1.000000 | 3.000000
Detector | TraceMode	RMS | MAXH
Sweep: time [ms] | count | points per Section | type	59600 | 1 | 161 | SWE

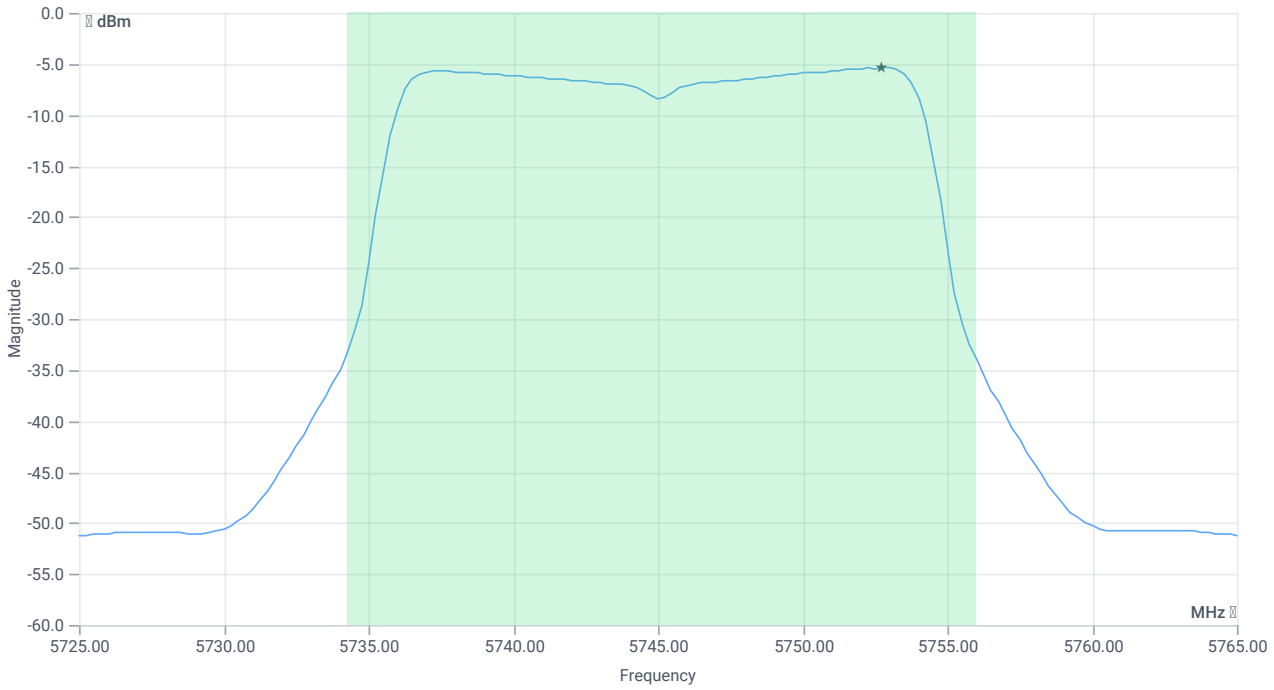

Max OP and PSD

RESULT

CONDUCTED LIMITS FOR MAX ANTENNA GAIN OF 6 D BI					
Description	Lower Limit	Upper Limit	Measured	Unit	Verdict
Max output power cond	---	---	5.99	dBm	INFO
Duty cycle correction	---	---	0	dB	INFO
LIMIT absolute:					
Max output power DC corrected cond	---	30	5.99	dBm	PASS
LIMIT: 11 dBm + 10 log 21.68					
Max output power DC corrected cond	---	24.36	5.99	dBm	na

Power Spectral Density U-NII-3

READ SA SETTINGS:

RefLevel [dBm] | RefLevelOffset [dB] | InpAtt [dB]	15.74 | 12.81 | 20

READ SA SETTINGS:

Start [MHz] | Stop [MHz]	5725.000 | 5765.000
RBW [MHz] | VBW [MHz]	0.500000 | 3.000000
Detector | TraceMode	RMS | MAXH
Sweep: time [ms] | count | points per Section | type	59600 | 1 | 161 | SWE

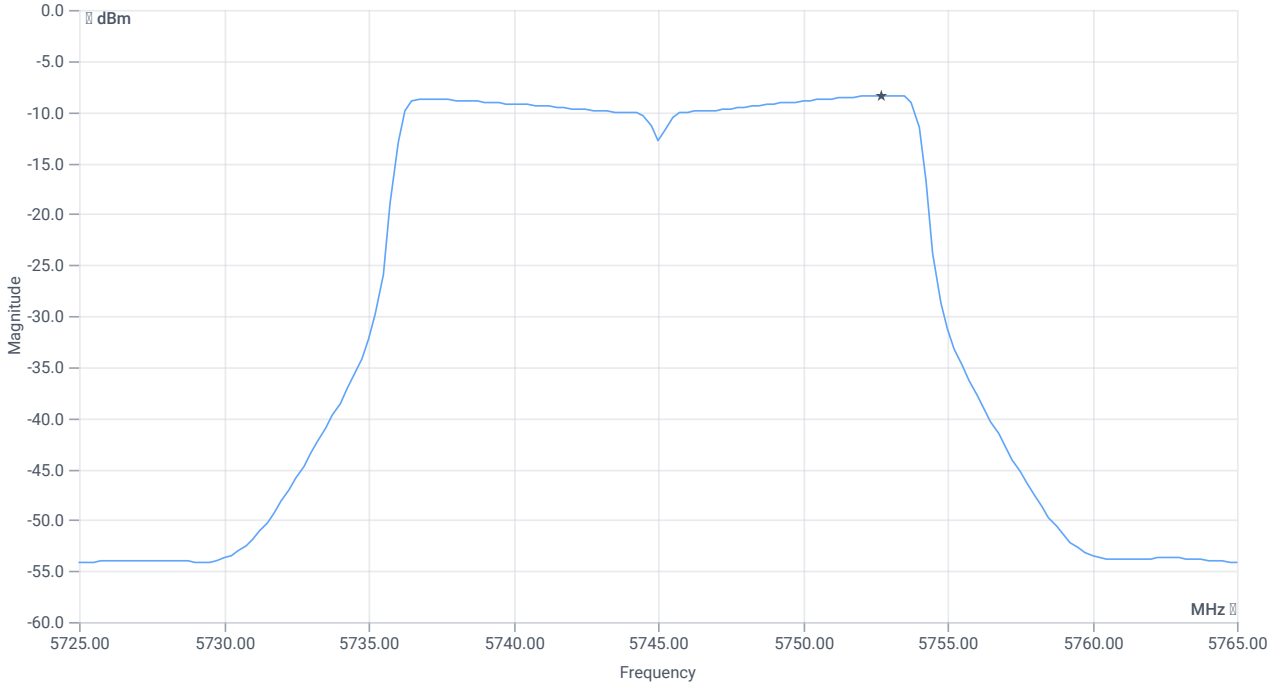

PSD UNII-3

RESULT

CONDUCTED LIMITS FOR MAX ANTENNA GAIN OF 6 D BI					
Description	Lower Limit	Upper Limit	Measured	Unit	Verdict
Power spectral density cond	---	---	-8.36	dBm/0.5MHz	INFO
Duty cycle correction	---	---	0	dB	INFO
Power spectral density DC corrected cond	---	30	-8.36	dBm/0.5MHz	PASS

Verdict
PASS

NA # Peak output power 3MHz/3MHz ~ WLAN5Gx n-HT20 mode U-NII-3

References

TC start	02.06.2026 06:45:21
Ambit temp (test rack) [°C] | humidity [rel%]	23.9 | 45
System version	6.0.7.5
Standard | Version	NA | NI
Method	
Description	Peak OP 3MHz/3MHz - WLAN5Gx n-HT20 mode U-NII-3
Information	

EUT Common Settings WLAN5Gx

Number of antenna ports	2
User Interaction	No
Device class U-NII-1 (FCC)	Client
Limit W52 japan	Standard
TPC supported	No
Vehicle use (ISED)	No

Equipment

Signal analyzer,Rohde&Schwarz,FSV-40,1307.9002K40/101042,3.71
Switch matrix,cetecom advanced GmbH,USM,B002,1.0.0

Test Parameter

Technology to test	WLAN5Gx n-HT20 mode
EUT port	EUT1
Temperature	nom
Voltage	nom
Frequency low to test	True | Freq [MHz] 5745
Frequency mid to test	False | Freq [MHz] 5785
Frequency high to test	False | Freq [MHz] 5825
Auto control enabled power supply | Climatic Box	No | No
Additional path loss [dB]	0
Full path type	EUT_SA_GEN_SIG
Full path name	EUT1.MP.SIG1/EUT1.SA/EUT1.GEN1/EUT1.GEN2/
Switch bits	00010001:00010001:00000000:00000001

Test at TX 5745 MHz

RESULT: Reference power cond.

DESCRIPTION	LOWER LIMIT	UPPER LIMIT	MEASURED	UNIT	VERDICT
Ref. power 1MHz/1MHz cond.	---	---	3.18	dBm	INFO
Ref. frequency	---	---	5737.210	MHz	INFO

READ SA SETTINGS:

RefLevel [dBm] | RefLevelOffset [dB] | InpAtt [dB]	15.18 | 12.81 | 20
Start [MHz] | Stop [MHz]	5720.000 | 5770.000
RBW [MHz] | VBW [MHz]	3.000000 | 3.000000
Detector | TraceMode	POS | MAXH
Sweep: time [ms] | count | points per Section | type	300 | 20 | 1001 | SWE

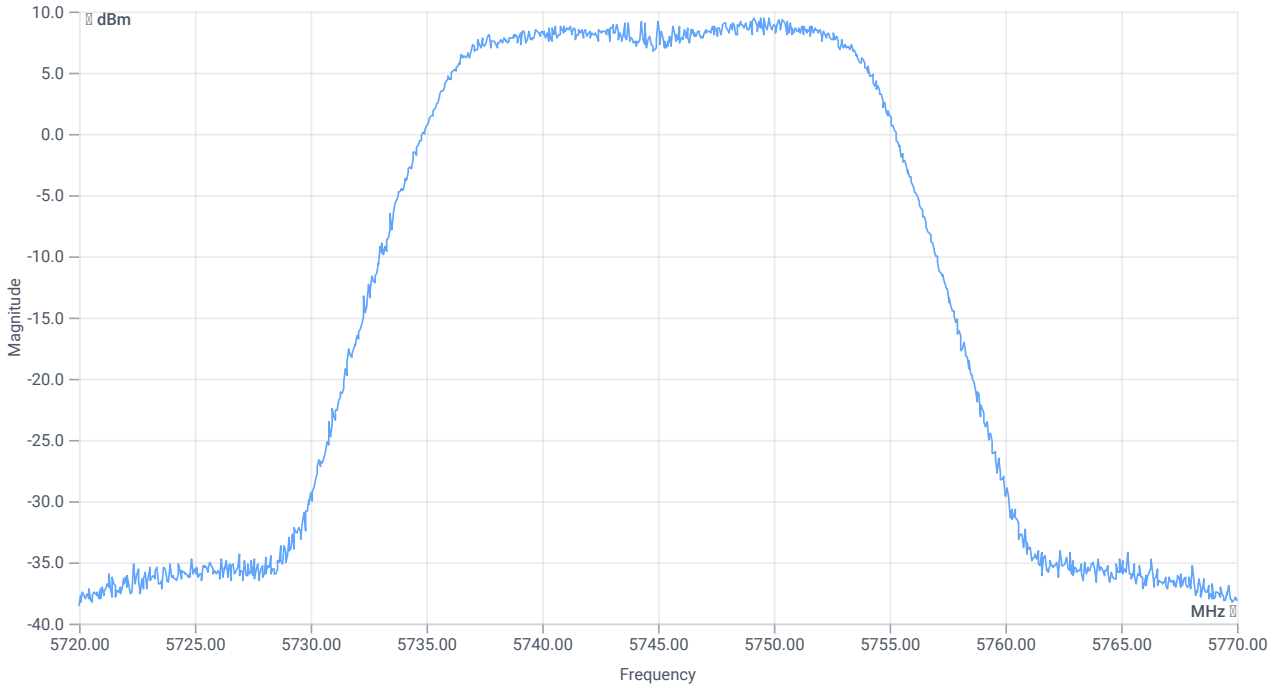

Peak output power

RESULT

DESCRIPTION	LOWER LIMIT	UPPER LIMIT	MEASURED	UNIT	VERDICT
Peak Power	---	---	9.49	dBm	INFO
Peak Power	---	---	8.892011	mW	INFO
Frequency at Peak	---	---	5749.146	MHz	INFO

Verdict
PASS

NA # Message with SA scan ~

References

TC start	02.06.2026 06:44:08
Ambit temp (test rack) [°C] | humidity [rel%]	23.9 | 45
System version	6.0.7.5
Standard | Version	NA | NI
Method	
Description	Message with SA Scan n_HT20_U_NII_3
Information	

Equipment

Signal analyzer,Rohde&Schwarz,FSV-40,1307.9002K40/101042,3.71
Switch matrix,cetecom advanced GmbH,USM,B002,1.0.0

Test Parameter

Full path type	EUT_SA_GEN_SIG
Full path name	EUT1.MP.SIG1/EUT1.SA/EUT1.GEN1/EUT1.GEN2/
Switch bits	00010001:00010001:00000000:00000001
Message start	02.06.2026 06:44:10
Message	set WLAN5Gx to n_HT20_U_NII_3, Frequency [MHz] 5745 , Information:

Verdict
INFO

FCC 15.407, ISED RSS247 # Emission mask (eirp) ~ WLAN5Gx a mode U-NII-3

References

TC start	01.06.2026 15:49:13
Ambit temp (test rack) [°C] | humidity [rel%]	23.2 | 44
System version	6.0.7.5
Standard | Version	FCC 15.407, ISED RSS247 | NI
Method	NI
Description	FCC 15.407 Emission mask - WLAN5Gx a mode U-NII-3
Information	U-NII-3_OFDM_a-mode_5Mhz_ANT2_PS10 avg

EUT Common Settings WLAN5Gx

Number of antenna ports	2
User Interaction	No
Device class U-NII-1 (FCC)	Client
Limit W52 japan	Standard
TPC supported	No
Vehicle use (ISED)	No

Equipment

Signal analyzer,Rohde&Schwarz,FSV-40,1307.9002K40/101042,3.71
Switch matrix,cetecom advanced GmbH,USM,B002,1.0.0

Test Parameter

Technology to test	WLAN5Gx a mode
EUT port	EUT2
Temperature	nom
Voltage	nom
Frequency low to test	False | Freq [MHz] 5745
Frequency mid to test	False | Freq [MHz] 5785
Frequency high to test	True | Freq [MHz] 5825
Auto control enabled power supply | Climatic Box	No | No
Additional path loss [dB]	0
Full path type	EUT_SA_GEN_SIG
Full path name	EUT2.MP.SIG1/EUT2.SA/EUT2.GEN1/EUT2.GEN2/
Switch bits	00100010:00010001:00000000:00000001

Test at TX 5825 MHz

Number of antenna ports: 2

reduction of limit due to number of antenna ports [dB]: 3

RESULT: Reference power cond.

DESCRIPTION	LOWER LIMIT	UPPER LIMIT	MEASURED	UNIT	VERDICT
Ref. power 1MHz/1MHz cond.	---	---	8.71	dBm	INFO
Ref. frequency	---	---	5826.400	MHz	INFO

Antenna gain

Considered antenna gain [dBi]:	6.06 / max found in range 5625 to 5950 MHz

READ SA SETTINGS:

RefLevel [dBm] | RefLevelOffset [dB] | InpAtt [dB]	11.71 | 12.56 | 15
Start [MHz] | Stop [MHz]	5625.000 | 5950.000
RBW [MHz] | VBW [MHz]	1.000000 | 3.000000
Detector | TraceMode	POS | MAXH
Sweep: time [ms] | count | points per Section | type	1 | 2500 | 1001 | SWE

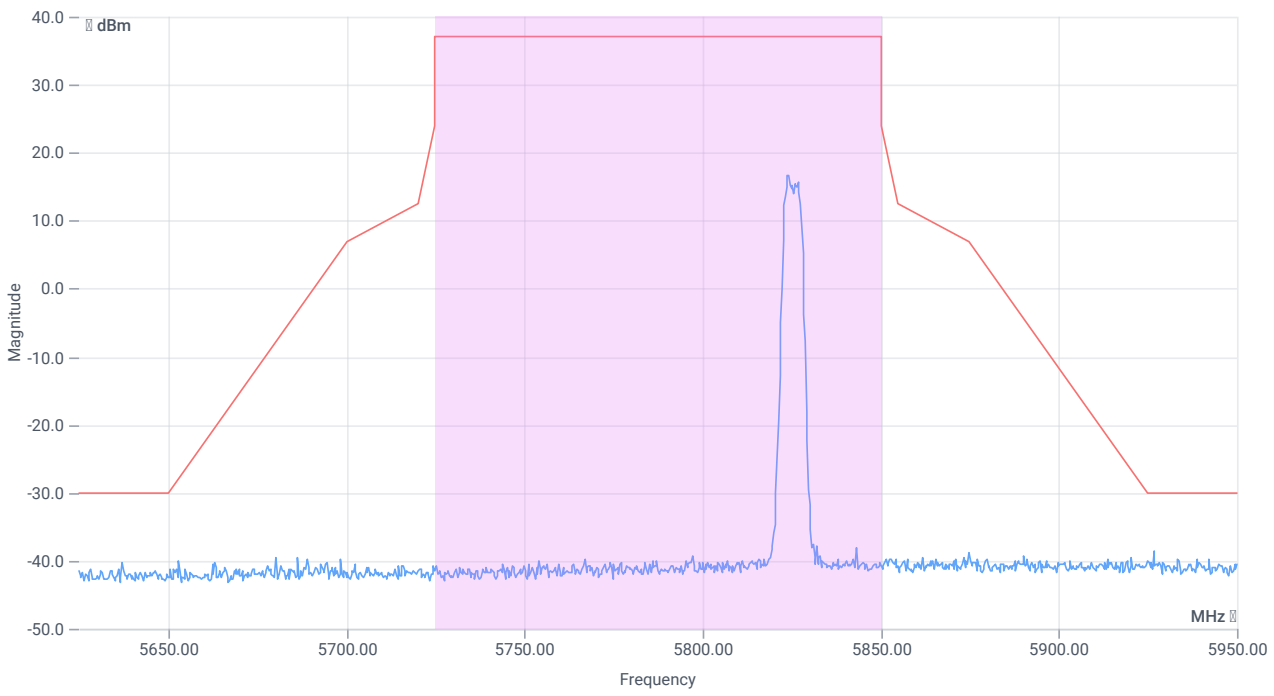

Emission Mask (e.i.r.p)

RESULT

DESCRIPTION	LOWER LIMIT	UPPER LIMIT	MEASURED	UNIT	VERDICT

Verdict
PASS

FCC 15.407, ISED RSS247 # Minimum emission bandwidth ~ WLAN5Gx a mode U-NII-3

References

TC start	01.06.2026 15:48:36
Ambit temp (test rack) [°C] | humidity [rel%]	23.2 | 44
System version	6.0.7.5
Standard | Version	FCC 15.407, ISED RSS247 | NI
Method	KDB789033 D02, C.2.
Description	FCC 15.407 Min Emission Bandwidth - WLAN5Gx a mode U-NII-3
Information	U-NII-3_OFDM_a-mode_5Mhz_ANT2_PS10 avg

EUT Common Settings WLAN5Gx

Number of antenna ports	2
User Interaction	No
Device class U-NII-1 (FCC)	Client
Limit W52 japan	Standard
TPC supported	No
Vehicle use (ISED)	No

Equipment

Signal analyzer,Rohde&Schwarz,FSV-40,1307.9002K40/101042,3.71
Switch matrix,cetecom advanced GmbH,USM,B002,1.0.0

Test Parameter

Technology to test	WLAN5Gx a mode
EUT port	EUT2
Temperature	nom
Voltage	nom
Frequency low to test	False | Freq [MHz] 5745
Frequency mid to test	False | Freq [MHz] 5785
Frequency high to test	True | Freq [MHz] 5825
Auto control enabled power supply | Climatic Box	No | No
Additional path loss [dB]	0
Full path type	EUT_SA_GEN_SIG
Full path name	EUT2.MP.SIG1/EUT2.SA/EUT2.GEN1/EUT2.GEN2/
Switch bits	00100010:00010001:00000000:00000001

Test at TX 5825 MHz

RESULT: Reference power cond.

DESCRIPTION	LOWER LIMIT	UPPER LIMIT	MEASURED	UNIT	VERDICT
Ref. power 1MHz/1MHz cond.	---	---	7.61	dBm	INFO
Ref. frequency	---	---	5824.400	MHz	INFO

READ SA SETTINGS:

RefLevel [dBm] | RefLevelOffset [dB] | InpAtt [dB]	19.61 | 12.56 | 25
Start [MHz] | Stop [MHz]	5800.000 | 5850.000
RBW [MHz] | VBW [MHz]	0.100000 | 0.300000
Detector | TraceMode	POS | MAXH
Sweep: time [ms] | count | points per Section | type	2 | 1500 | 1001 | SWE

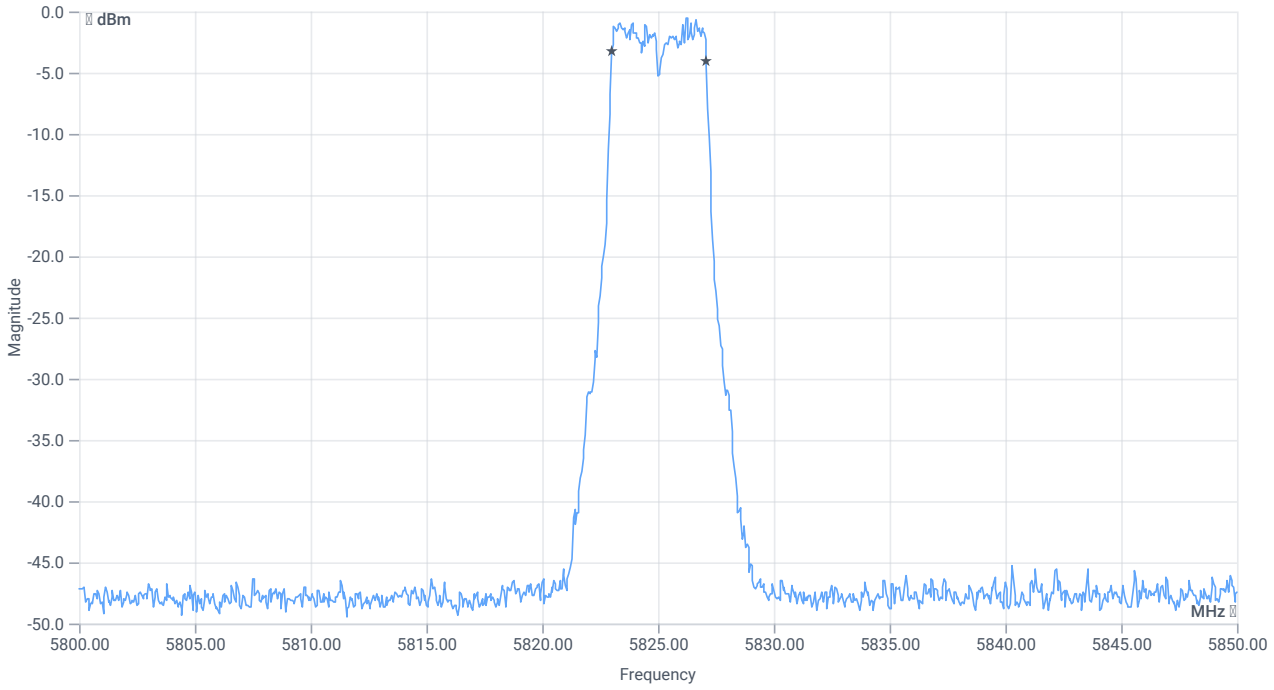

BW 6dB

RESULT

DESCRIPTION	LOWER LIMIT	UPPER LIMIT	MEASURED	UNIT	VERDICT
Bandwidth (6dB)	0.500	---	4.1	MHz	PASS

Verdict
PASS

FCC 15.407, ISED RSS247 # Bandwidths 99PCT and 26dB (UNII-3 20dB) ~ WLAN5Gx a mode U-NII-3

References

TC start	01.06.2026 15:47:57
Ambit temp (test rack) [°C] | humidity [rel%]	23.2 | 44
System version	6.0.7.5
Standard | Version	FCC 15.407, ISED RSS247 | NI
Method	26dB Bandwidth KDB789033 D02, C.1 / ISED RSS-GEN
Description	FCC 15.407 Bandwidths - WLAN5Gx a mode U-NII-3
Information	U-NII-3_OFDM_a-mode_5Mhz_ANT2_PS10 avg

EUT Common Settings WLAN5Gx

Number of antenna ports	2
User Interaction	No
Device class U-NII-1 (FCC)	Client
Limit W52 japan	Standard
TPC supported	No
Vehicle use (ISED)	No

Equipment

Signal analyzer,Rohde&Schwarz,FSV-40,1307.9002K40/101042,3.71
Switch matrix,cetecom advanced GmbH,USM,B002,1.0.0

Test Parameter

Technology to test	WLAN5Gx a mode
EUT port	EUT2
Temperature	nom
Voltage	nom
Frequency low to test	False | Freq [MHz] 5745
Frequency mid to test	False | Freq [MHz] 5785
Frequency high to test	True | Freq [MHz] 5825
Auto control enabled power supply | Climatic Box	No | No
Additional path loss [dB]	0
Full path type	EUT_SA_GEN_SIG
Full path name	EUT2.MP.SIG1/EUT2.SA/EUT2.GEN1/EUT2.GEN2/
Switch bits	00100010:00010001:00000000:00000001

Test at TX 5825 MHz

RESULT: Reference power cond.

DESCRIPTION	LOWER LIMIT	UPPER LIMIT	MEASURED	UNIT	VERDICT
Ref. power 1MHz/1MHz cond.	---	---	8.91	dBm	INFO
Ref. frequency	---	---	5824.000	MHz	INFO

READ SA SETTINGS:

RefLevel [dBm] | RefLevelOffset [dB] | InpAtt [dB]	16.91 | 12.56 | 20
Start [MHz] | Stop [MHz]	5800.000 | 5850.000
RBW [MHz] | VBW [MHz]	0.300000 | 1.000000
Detector | TraceMode	POS | MAXH
Sweep: time [ms] | count | points per Section | type	1 | 2500 | 1001 | SWE

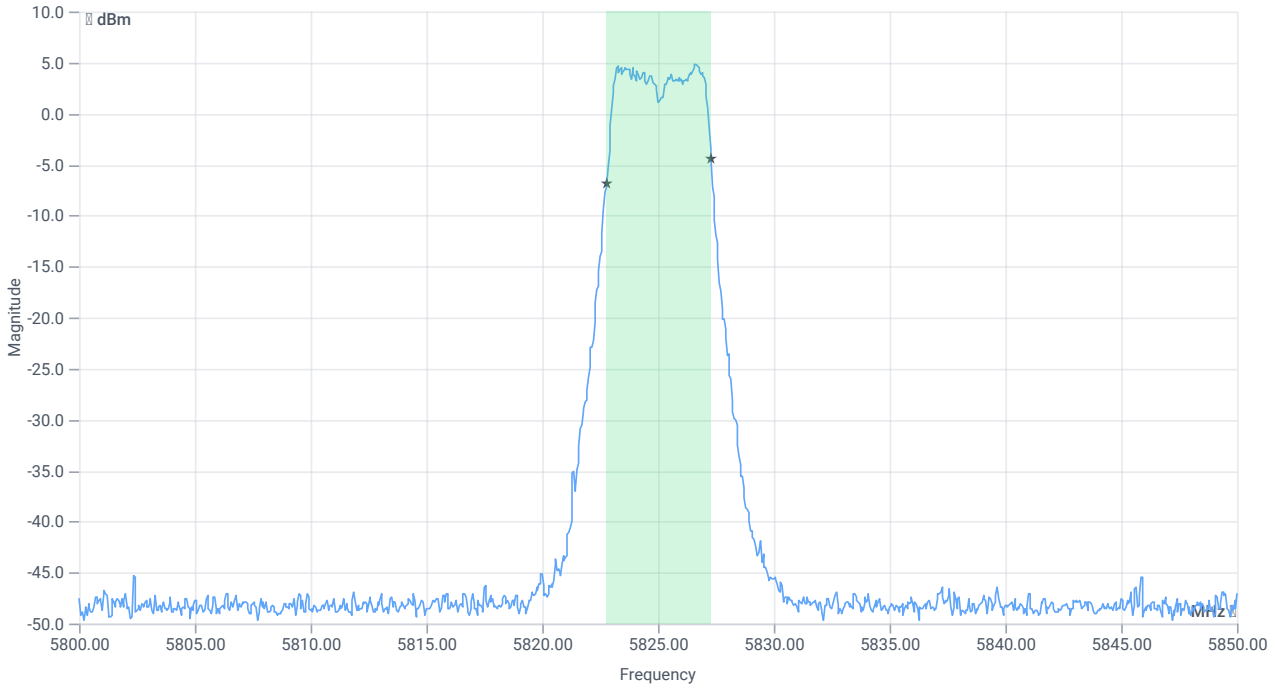

BW 99PCT

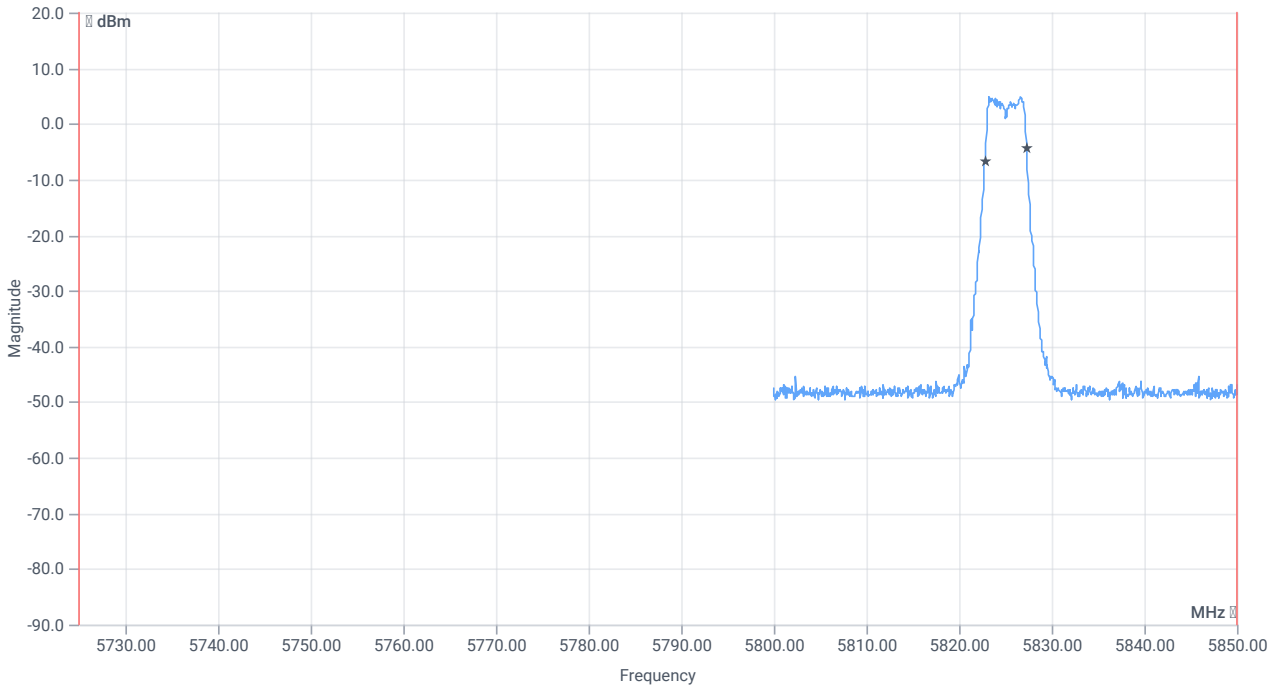

BW within band 99PCT

RESULT

DESCRIPTION	LOWER LIMIT	UPPER LIMIT	MEASURED	UNIT	VERDICT
Bandwidth 99%	---	---	4.496	MHz	INFO
T1 99%	5725.000000	---	5822.8022	MHz	PASS
T2 99%	---	5850.000000	5827.2977	MHz	PASS since U-NII-4 is supported

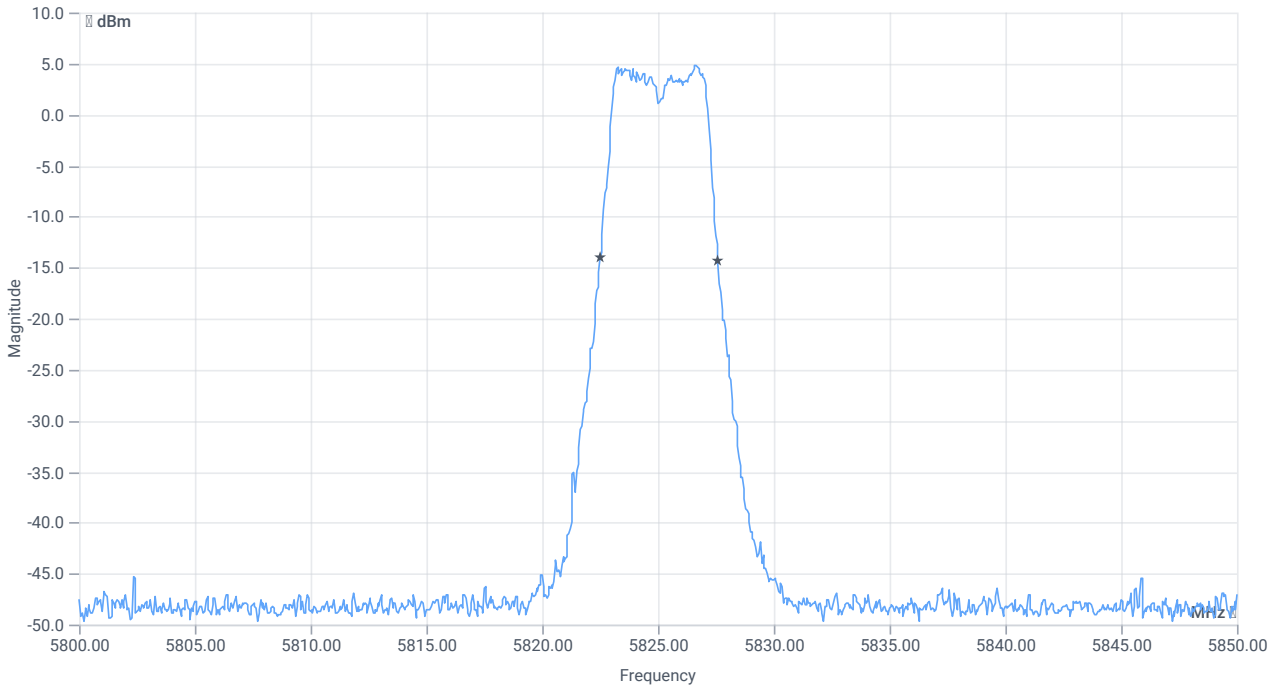

BW 20dB

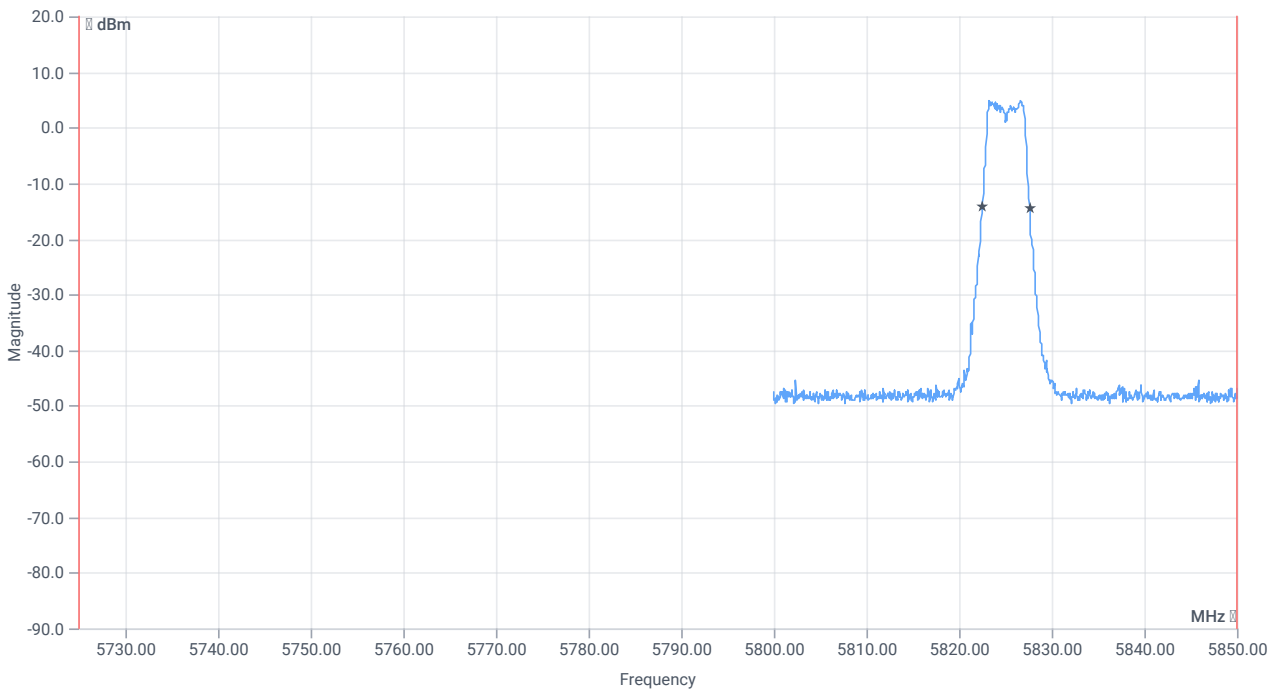

BW within band 20dB

RESULT

DESCRIPTION	LOWER LIMIT	UPPER LIMIT	MEASURED	UNIT	VERDICT
Bandwidth 20dB	---	---	5.1	MHz	INFO
T1 20dB	5725.000000	---	5822.5000	MHz	PASS

RESULT

DESCRIPTION	LOWER LIMIT	UPPER LIMIT	MEASURED	UNIT	VERDICT
T2 20dB	---	5850.000000	5827.6000	MHz	PASS since U-NII-4 is supported

Verdict
PASS

ISED RSS247 # Max output power and psd ~ WLAN5Gx a mode U-NII-3

References

TC start	01.06.2026 15:45:21
Ambit temp (test rack) [°C] | humidity [rel%]	23.2 | 44
System version	6.0.7.5
Standard | Version	ISED RSS247 | NI
Method	
Description	ISED Max Output Power & PSD - WLAN5Gx a mode U-NII-3
Information	U-NII-3_OFDM_a-mode_5Mhz_ANT2_PS10 avg

EUT Common Settings WLAN5Gx

Number of antenna ports	2
User Interaction	No
Device class U-NII-1 (FCC)	Client
Limit W52 japan	Standard
TPC supported	No
Vehicle use (ISED)	No

Equipment

Signal analyzer,Rohde&Schwarz,FSV-40,1307.9002K40/101042,3.71
Switch matrix,cetecom advanced GmbH,USM,B002,1.0.0

Test Parameter

Technology to test	WLAN5Gx a mode
EUT port	EUT2
Temperature	nom
Voltage	nom
Frequency low to test	False | Freq [MHz] 5745
Frequency mid to test	False | Freq [MHz] 5785
Frequency high to test	True | Freq [MHz] 5825
Auto control enabled power supply | Climatic Box	No | No
Additional path loss [dB]	0
Full path type	EUT_SA_GEN_SIG
Full path name	EUT2.MP.SIG1/EUT2.SA/EUT2.GEN1/EUT2.GEN2/
Switch bits	00100010:00010001:00000000:00000001

Test at TX 5825 MHz

RESULT: Reference power cond.

DESCRIPTION	LOWER LIMIT	UPPER LIMIT	MEASURED	UNIT	VERDICT
Ref. power 1MHz/1MHz cond.	---	---	8.80	dBm	INFO
Ref. frequency	---	---	5826.400	MHz	INFO

Evaluation max. duty cycle

Duty cycle evaluation

DESCRIPTION	LOWER LIMIT	UPPER LIMIT	MEASURED	UNIT	VERDICT
Duty cycle min	---	---	0	dB	DC > 98% defined

Evaluation bandwidth

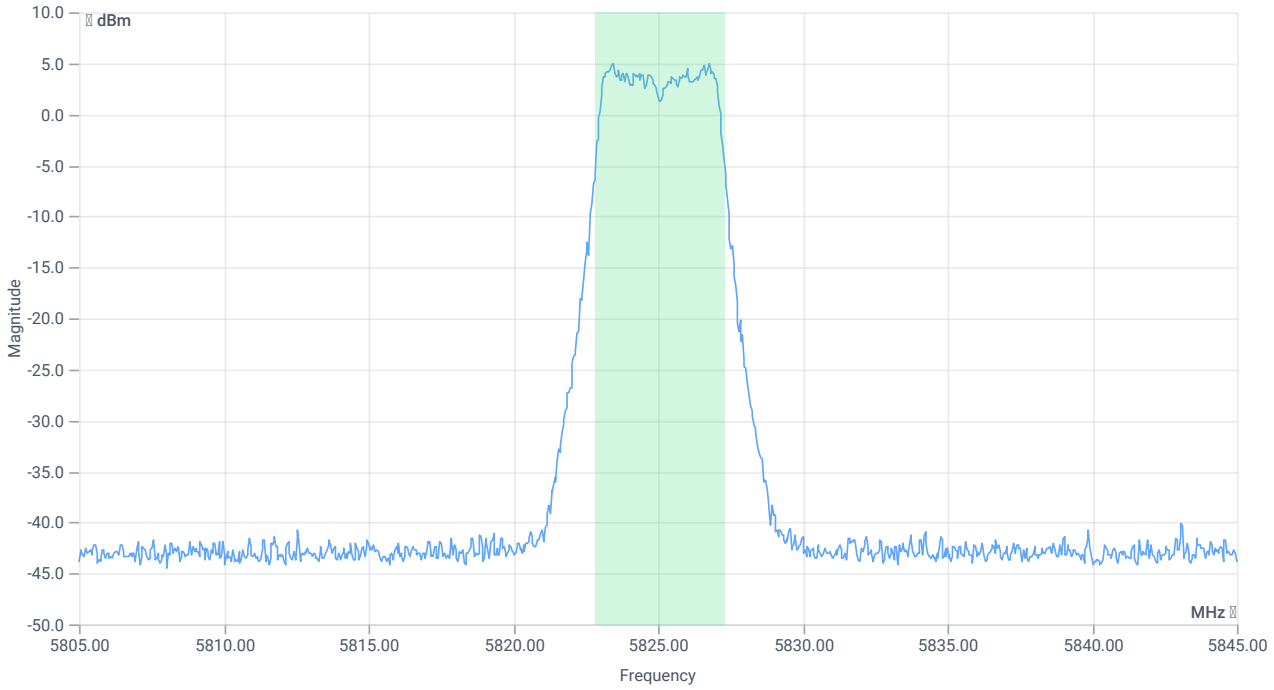

BW 99PCT

RESULT

DESCRIPTION	LOWER LIMIT	UPPER LIMIT	MEASURED	UNIT	VERDICT
Bandwidth 99%	---	---	4.436	MHz	INFO
T1 99%	---	---	5822.8422	MHz	INFO
T2 99%	---	---	5827.2777	MHz	INFO

Maximum Output Power

Antenna gain

Considered antenna gain [dBi]:	5.8 @ 5825 MHz

READ SA SETTINGS:

RefLevel [dBm] | RefLevelOffset [dB] | InpAtt [dB]	20.80 | 12.56 | 25
Start [MHz] | Stop [MHz]	5805.000 | 5845.000
RBW [MHz] | VBW [MHz]	1.000000 | 3.000000
Detector | TraceMode	RMS | MAXH
Sweep: time [ms] | count | points per Section | type	59600 | 1 | 161 | SWE

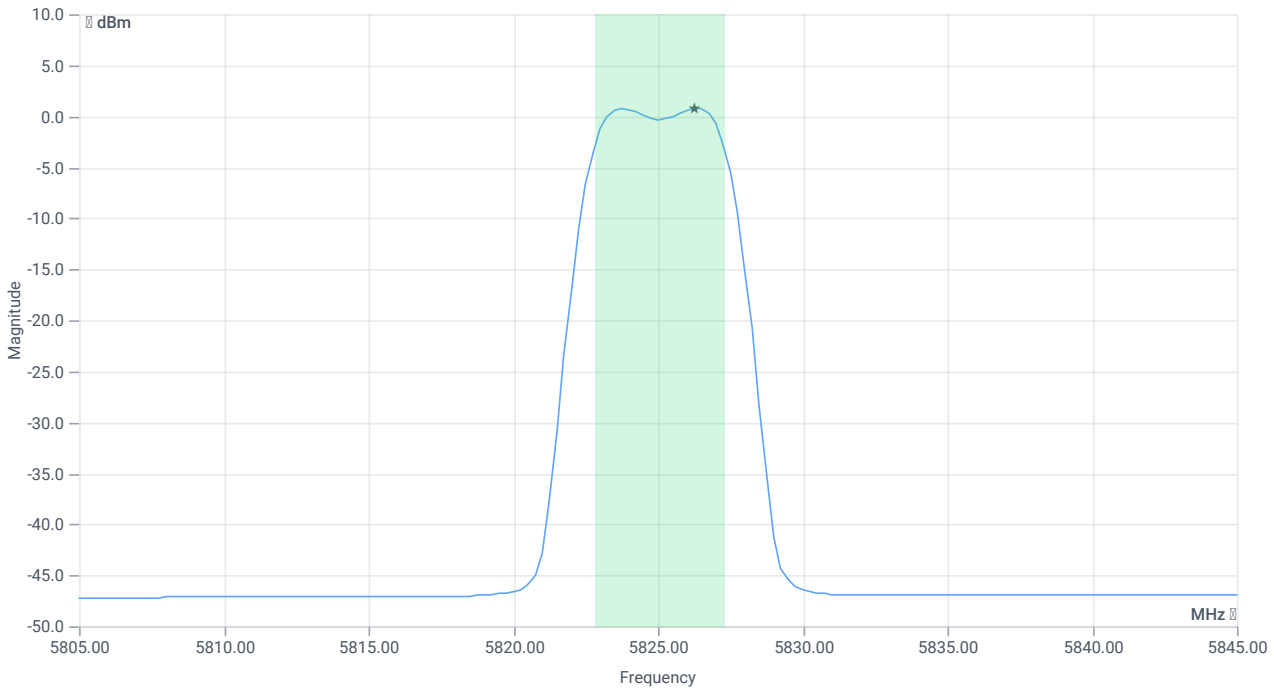

Max OP and PSD (without antenna gain)

RESULT

DESCRIPTION	LOWER LIMIT	UPPER LIMIT	MEASURED	UNIT	VERDICT
Max output power cond	---	---	6.25	dBm	INFO
Duty cycle correction	---	---	0	dB	INFO
LIMIT absolute cond					
Max output power DC corrected cond	---	30	6.25	dBm	PASS
Antenna gain applied			5.8	dBi	INFO
LIMIT absolute eirp (RSS-247 §6.2.4)					
Max output power DC corrected eirp	---	36	12.05	dBm	PASS

READ SA SETTINGS:

RefLevel [dBm] | RefLevelOffset [dB] | InpAtt [dB]	20.80 | 12.56 | 25
Start [MHz] | Stop [MHz]	5805.000 | 5845.000
RBW [MHz] | VBW [MHz]	0.500000 | 3.000000
Detector | TraceMode	RMS | MAXH
Sweep: time [ms] | count | points per Section | type	59600 | 1 | 161 | SWE

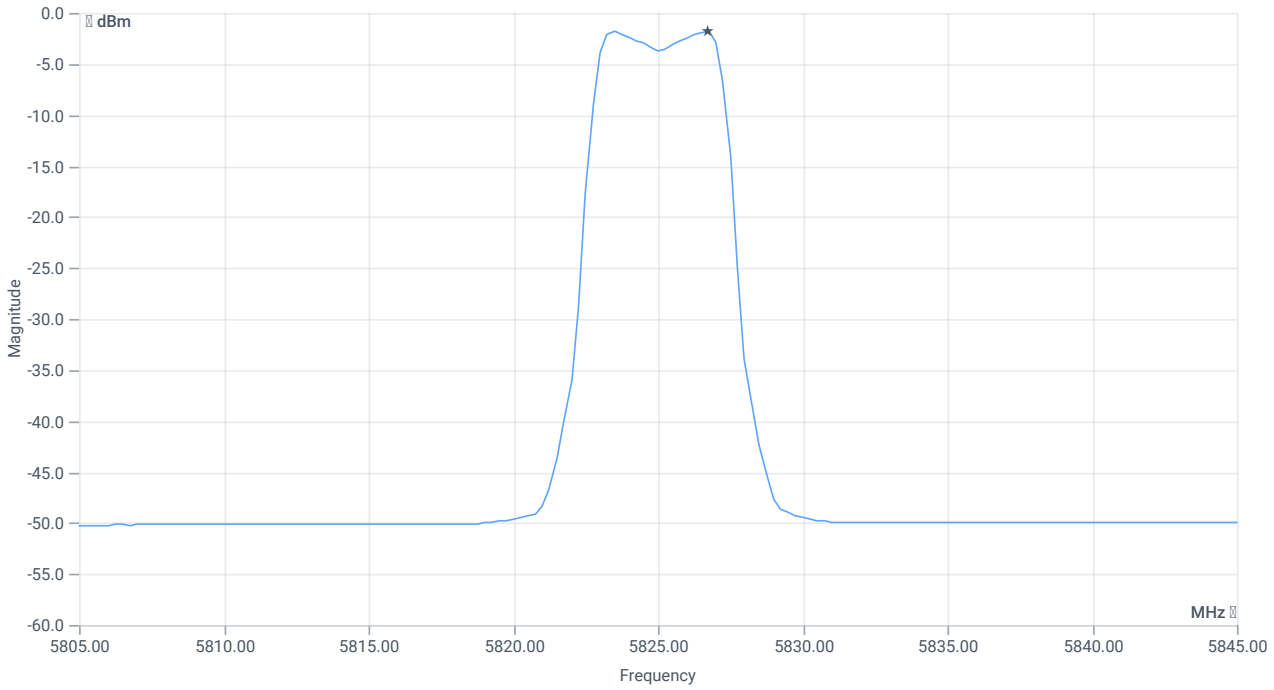

PSD UNII-3

RESULT

DESCRIPTION	LOWER LIMIT	UPPER LIMIT	MEASURED	UNIT	VERDICT
Power spectral density cond	---		-1.78	dBm/0.5MHz	INFO
Power spectral density DC corrected cond	---	30	-1.78	dBm/0.5MHz	PASS

Verdict
PASS

FCC 15.407 # Max output power and psd ~ WLAN5Gx a mode U-NII-3

References

TC start	01.06.2026 15:42:45
Ambit temp (test rack) [°C] | humidity [rel%]	23.2 | 44
System version	6.0.7.5
Standard | Version	FCC 15.407 | NI
Method	KDB789033 D02, F., E.2.e.
Description	FCC 15.407 Max Output Power & PSD - WLAN5Gx a mode U-NII-3
Information	U-NII-3_OFDM_a-mode_5Mhz_ANT2_PS10 avg

EUT Common Settings WLAN5Gx

Number of antenna ports	2
User Interaction	No
Device class U-NII-1 (FCC)	Client
Limit W52 japan	Standard
TPC supported	No
Vehicle use (ISED)	No

Equipment

Signal analyzer,Rohde&Schwarz,FSV-40,1307.9002K40/101042,3.71
Switch matrix,cetecom advanced GmbH,USM,B002,1.0.0

Test Parameter

Technology to test	WLAN5Gx a mode
EUT port	EUT2
Temperature	nom
Voltage	nom
Frequency low to test	False | Freq [MHz] 5745
Frequency mid to test	False | Freq [MHz] 5785
Frequency high to test	True | Freq [MHz] 5825
Auto control enabled power supply | Climatic Box	No | No
Additional path loss [dB]	0
Full path type	EUT_SA_GEN_SIG
Full path name	EUT2.MP.SIG1/EUT2.SA/EUT2.GEN1/EUT2.GEN2/
Switch bits	00100010:00010001:00000000:00000001

Test at TX 5825 MHz

RESULT: Reference power cond.

DESCRIPTION	LOWER LIMIT	UPPER LIMIT	MEASURED	UNIT	VERDICT
Ref. power 1MHz/1MHz cond.	---	---	8.40	dBm	INFO
Ref. frequency	---	---	5826.400	MHz	INFO

Evaluation max. duty cycle

Duty cycle evaluation

DESCRIPTION	LOWER LIMIT	UPPER LIMIT	MEASURED	UNIT	VERDICT
Duty cycle min	---	---	0	dB	DC > 98% defined

Evaluation bandwidth

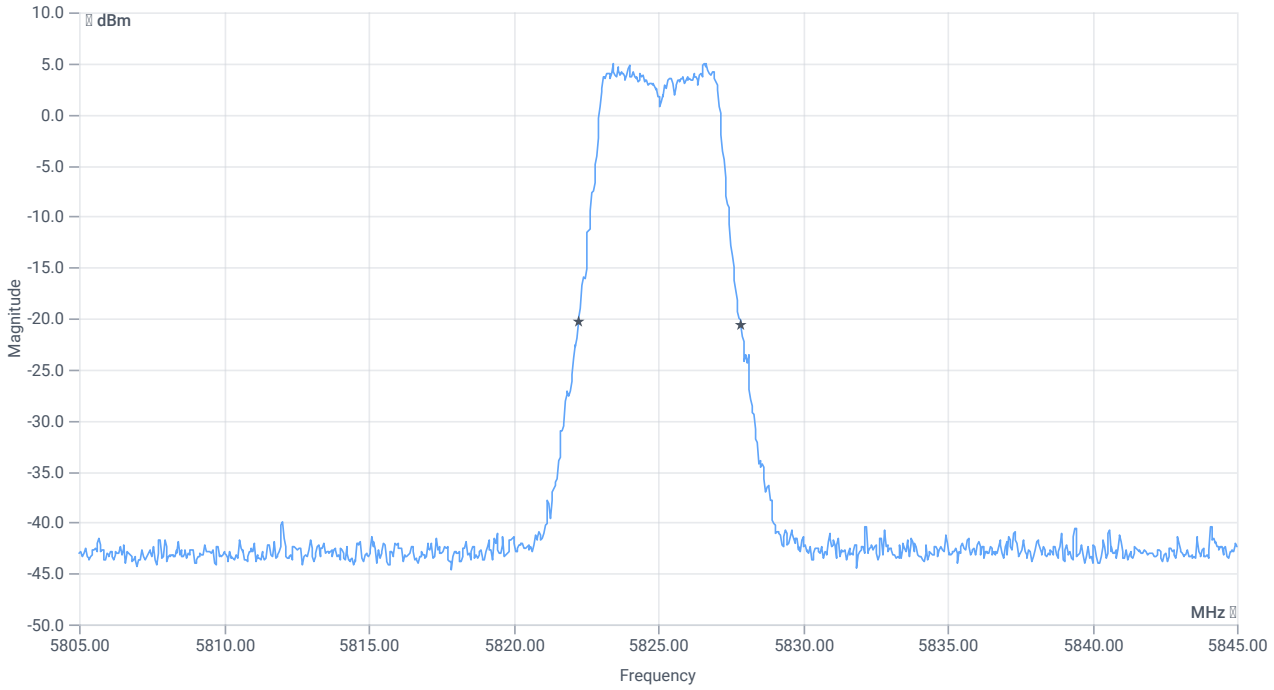

BW 26dB

RESULT

DESCRIPTION	LOWER LIMIT	UPPER LIMIT	MEASURED	UNIT	VERDICT
Bandwidth 26dB	---	---	5.64	MHz	INFO
T1 26dB	---	---	5822.2400	MHz	INFO
T2 26dB	---	---	5827.8800	MHz	INFO

Maximum Output Power

READ SA SETTINGS:

RefLevel [dBm] | RefLevelOffset [dB] | InpAtt [dB]	20.40 | 12.56 | 25
Start [MHz] | Stop [MHz]	5805.000 | 5845.000
RBW [MHz] | VBW [MHz]	1.000000 | 3.000000
Detector | TraceMode	RMS | MAXH
Sweep: time [ms] | count | points per Section | type	59600 | 1 | 161 | SWE

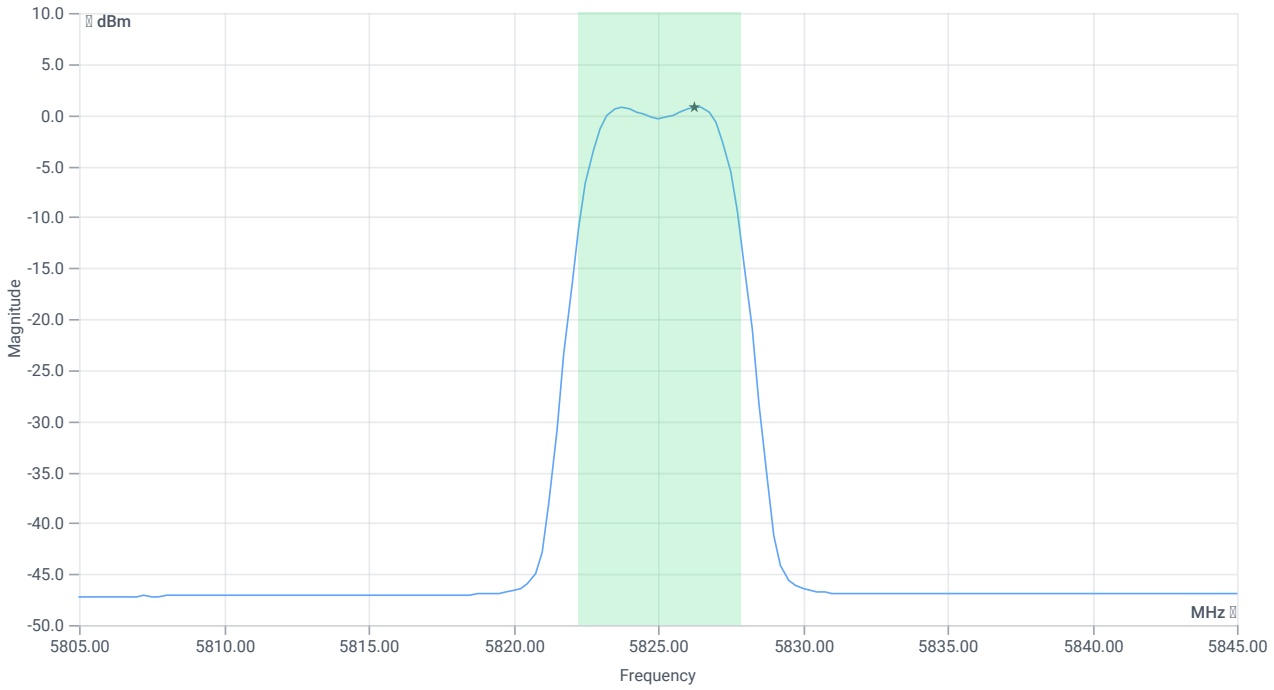

Max OP and PSD

RESULT

CONDUCTED LIMITS FOR MAX ANTENNA GAIN OF 6 D BI					
Description	Lower Limit	Upper Limit	Measured	Unit	Verdict
Max output power cond	---	---	6.52	dBm	INFO
Duty cycle correction	---	---	0	dB	INFO
LIMIT absolute:					
Max output power DC corrected cond	---	30	6.52	dBm	PASS
LIMIT: 11 dBm + 10 log 5.64					
Max output power DC corrected cond	---	18.51	6.52	dBm	na

Power Spectral Density U-NII-3

READ SA SETTINGS:

RefLevel [dBm] | RefLevelOffset [dB] | InpAtt [dB]	20.40 | 12.56 | 25

READ SA SETTINGS:

Start [MHz] | Stop [MHz]	5805.000 | 5845.000
RBW [MHz] | VBW [MHz]	0.500000 | 3.000000
Detector | TraceMode	RMS | MAXH
Sweep: time [ms] | count | points per Section | type	59600 | 1 | 161 | SWE

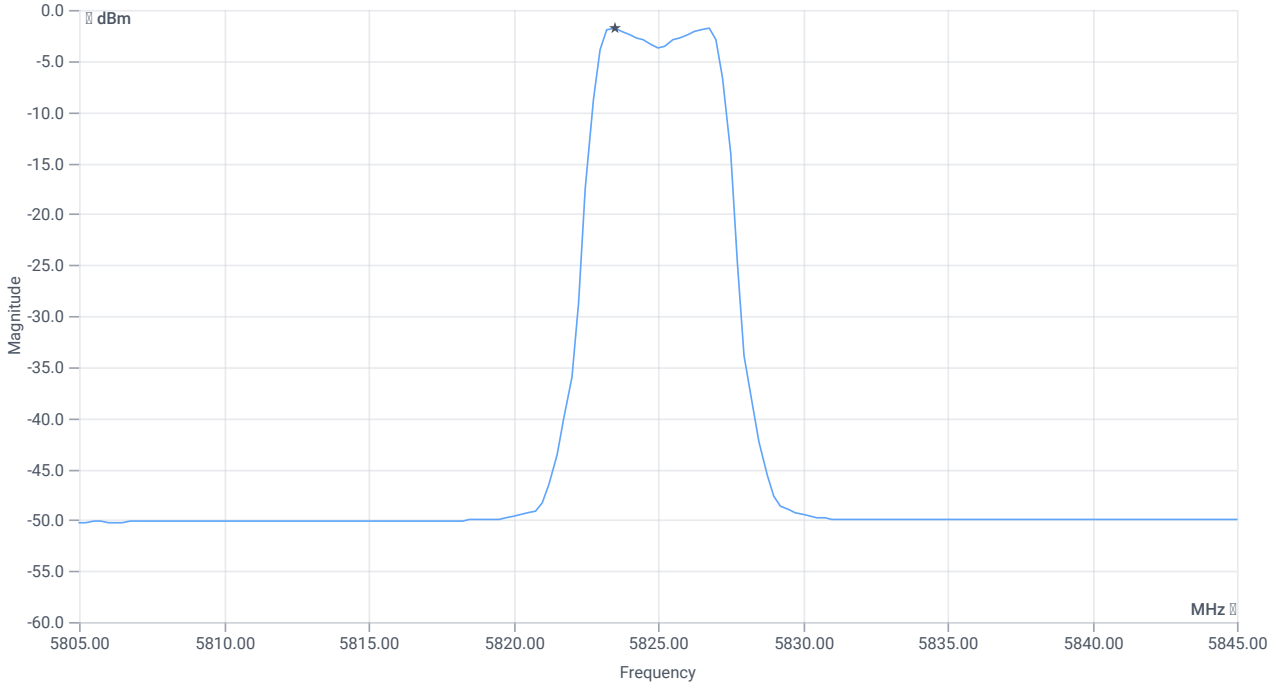

PSD UNII-3

RESULT

CONDUCTED LIMITS FOR MAX ANTENNA GAIN OF 6 D BI					
Description	Lower Limit	Upper Limit	Measured	Unit	Verdict
Power spectral density cond	---	---	-1.79	dBm/0.5MHz	INFO
Duty cycle correction	---	---	0	dB	INFO
Power spectral density DC corrected cond	---	30	-1.79	dBm/0.5MHz	PASS

Verdict
PASS

NA # Peak output power 3MHz/3MHz ~ WLAN5Gx a mode U-NII-3

References

TC start	01.06.2026 15:42:18
Ambit temp (test rack) [°C] | humidity [rel%]	23.2 | 44
System version	6.0.7.5
Standard | Version	NA | NI
Method	
Description	Peak OP 3MHz/3MHz - WLAN5Gx a mode U-NII-3
Information	U-NII-3_OFDM_a-mode_5Mhz_ANT2_PS10 avg

EUT Common Settings WLAN5Gx

Number of antenna ports	2
User Interaction	No
Device class U-NII-1 (FCC)	Client
Limit W52 japan	Standard
TPC supported	No
Vehicle use (ISED)	No

Equipment

Signal analyzer,Rohde&Schwarz,FSV-40,1307.9002K40/101042,3.71
Switch matrix,cetecom advanced GmbH,USM,B002,1.0.0

Test Parameter

Technology to test	WLAN5Gx a mode
EUT port	EUT2
Temperature	nom
Voltage	nom
Frequency low to test	False | Freq [MHz] 5745
Frequency mid to test	False | Freq [MHz] 5785
Frequency high to test	True | Freq [MHz] 5825
Auto control enabled power supply | Climatic Box	No | No
Additional path loss [dB]	0
Full path type	EUT_SA_GEN_SIG
Full path name	EUT2.MP.SIG1/EUT2.SA/EUT2.GEN1/EUT2.GEN2/
Switch bits	00100010:00010001:00000000:00000001

Test at TX 5825 MHz

RESULT: Reference power cond.

DESCRIPTION	LOWER LIMIT	UPPER LIMIT	MEASURED	UNIT	VERDICT
Ref. power 1MHz/1MHz cond.	---	---	9.89	dBm	INFO
Ref. frequency	---	---	5824.400	MHz	INFO

READ SA SETTINGS:

RefLevel [dBm] | RefLevelOffset [dB] | InpAtt [dB]	21.89 | 12.56 | 25
Start [MHz] | Stop [MHz]	5800.000 | 5850.000
RBW [MHz] | VBW [MHz]	3.000000 | 3.000000
Detector | TraceMode	POS | MAXH
Sweep: time [ms] | count | points per Section | type	300 | 20 | 1001 | SWE

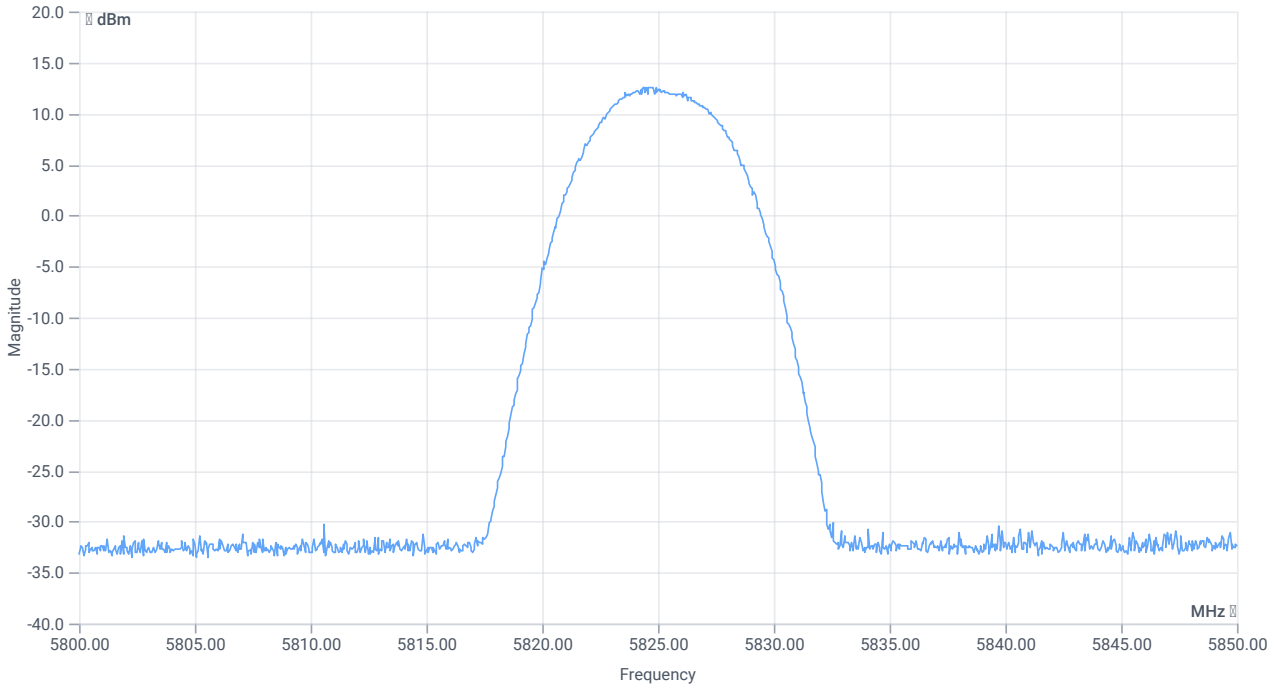

Peak output power

RESULT

DESCRIPTION	LOWER LIMIT	UPPER LIMIT	MEASURED	UNIT	VERDICT
Peak Power	---	---	12.59	dBm	INFO
Peak Power	---	---	18.155157	mW	INFO
Frequency at Peak	---	---	5824.7	MHz	INFO

Verdict
PASS

NA # Message with SA scan ~

References

TC start	01.06.2026 15:41:48
Ambit temp (test rack) [°C] | humidity [rel%]	23.2 | 44
System version	6.0.7.5
Standard | Version	NA | NI
Method	
Description	Message with SA Scan a_mode_U_NII_3
Information	U-NII-3_OFDM_a-mode_5Mhz_ANT2_PS10 avg

Equipment

Signal analyzer,Rohde&Schwarz,FSV-40,1307.9002K40/101042,3.71
Switch matrix,cetecom advanced GmbH,USM,B002,1.0.0

Test Parameter

Full path type	EUT_SA_GEN_SIG
Full path name	EUT2.MP.SIG1/EUT2.SA/EUT2.GEN1/EUT2.GEN2/
Switch bits	00100010:00010001:00000000:00000001
Message start	01.06.2026 15:41:51
Message	set WLAN5Gx to a_mode_U_NII_3, Frequency [MHz] 5825 Information: U-NII-3_OFDM_a-mode_5Mhz_ANT2_PS10 avg

Verdict
INFO

FCC 15.407, ISED RSS247 # Emission mask (eirp) ~ WLAN5Gx a mode U-NII-3

References

TC start	01.06.2026 15:41:08
Ambit temp (test rack) [°C] | humidity [rel%]	23.2 | 44
System version	6.0.7.5
Standard | Version	FCC 15.407, ISED RSS247 | NI
Method	NI
Description	FCC 15.407 Emission mask - WLAN5Gx a mode U-NII-3
Information	U-NII-3_OFDM_a-mode_5Mhz_ANT2_PS10 avg

EUT Common Settings WLAN5Gx

Number of antenna ports	2
User Interaction	No
Device class U-NII-1 (FCC)	Client
Limit W52 japan	Standard
TPC supported	No
Vehicle use (ISED)	No

Equipment

Signal analyzer,Rohde&Schwarz,FSV-40,1307.9002K40/101042,3.71
Switch matrix,cetecom advanced GmbH,USM,B002,1.0.0

Test Parameter

Technology to test	WLAN5Gx a mode
EUT port	EUT2
Temperature	nom
Voltage	nom
Frequency low to test	False | Freq [MHz] 5745
Frequency mid to test	True | Freq [MHz] 5785
Frequency high to test	False | Freq [MHz] 5825
Auto control enabled power supply | Climatic Box	No | No
Additional path loss [dB]	0
Full path type	EUT_SA_GEN_SIG
Full path name	EUT2.MP.SIG1/EUT2.SA/EUT2.GEN1/EUT2.GEN2/
Switch bits	00100010:00010001:00000000:00000001

Test at TX 5785 MHz

Number of antenna ports: 2

reduction of limit due to number of antenna ports [dB]: 3

RESULT: Reference power cond.

DESCRIPTION	LOWER LIMIT	UPPER LIMIT	MEASURED	UNIT	VERDICT
Ref. power 1MHz/1MHz cond.	---	---	7.94	dBm	INFO
Ref. frequency	---	---	5786.400	MHz	INFO

Antenna gain

Considered antenna gain [dBi]:	6.06 / max found in range 5625 to 5950 MHz

READ SA SETTINGS:

RefLevel [dBm] | RefLevelOffset [dB] | InpAtt [dB]	10.94 | 12.82 | 15
Start [MHz] | Stop [MHz]	5625.000 | 5950.000
RBW [MHz] | VBW [MHz]	1.000000 | 3.000000
Detector | TraceMode	POS | MAXH
Sweep: time [ms] | count | points per Section | type	1 | 2500 | 1001 | SWE

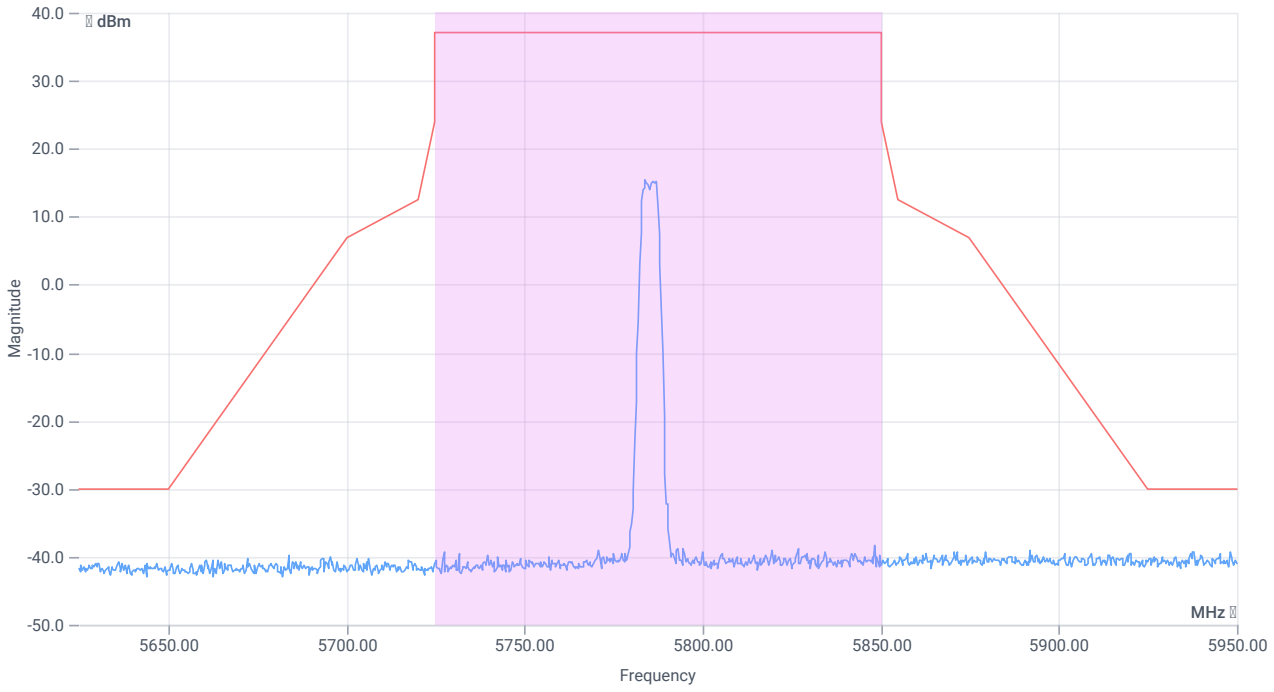

Emission Mask (e.i.r.p)

RESULT

DESCRIPTION	LOWER LIMIT	UPPER LIMIT	MEASURED	UNIT	VERDICT

Verdict
PASS

FCC 15.407, ISED RSS247 # Minimum emission bandwidth ~ WLAN5Gx a mode U-NII-3

References

TC start	01.06.2026 15:40:19
Ambit temp (test rack) [°C] | humidity [rel%]	23.2 | 44
System version	6.0.7.5
Standard | Version	FCC 15.407, ISED RSS247 | NI
Method	KDB789033 D02, C.2.
Description	FCC 15.407 Min Emission Bandwidth - WLAN5Gx a mode U-NII-3
Information	U-NII-3_OFDM_a-mode_5Mhz_ANT2_PS10 avg

EUT Common Settings WLAN5Gx

Number of antenna ports	2
User Interaction	No
Device class U-NII-1 (FCC)	Client
Limit W52 japan	Standard
TPC supported	No
Vehicle use (ISED)	No

Equipment

Signal analyzer,Rohde&Schwarz,FSV-40,1307.9002K40/101042,3.71
Switch matrix,cetecom advanced GmbH,USM,B002,1.0.0

Test Parameter

Technology to test	WLAN5Gx a mode
EUT port	EUT2
Temperature	nom
Voltage	nom
Frequency low to test	False | Freq [MHz] 5745
Frequency mid to test	True | Freq [MHz] 5785
Frequency high to test	False | Freq [MHz] 5825
Auto control enabled power supply | Climatic Box	No | No
Additional path loss [dB]	0
Full path type	EUT_SA_GEN_SIG
Full path name	EUT2.MP.SIG1/EUT2.SA/EUT2.GEN1/EUT2.GEN2/
Switch bits	00100010:00010001:00000000:00000001

Test at TX 5785 MHz

RESULT: Reference power cond.

DESCRIPTION	LOWER LIMIT	UPPER LIMIT	MEASURED	UNIT	VERDICT
Ref. power 1MHz/1MHz cond.	---	---	8.57	dBm	INFO
Ref. frequency	---	---	5786.200	MHz	INFO

READ SA SETTINGS:

RefLevel [dBm] | RefLevelOffset [dB] | InpAtt [dB]	20.57 | 12.82 | 25
Start [MHz] | Stop [MHz]	5760.000 | 5810.000
RBW [MHz] | VBW [MHz]	0.100000 | 0.300000
Detector | TraceMode	POS | MAXH
Sweep: time [ms] | count | points per Section | type	2 | 1500 | 1001 | SWE

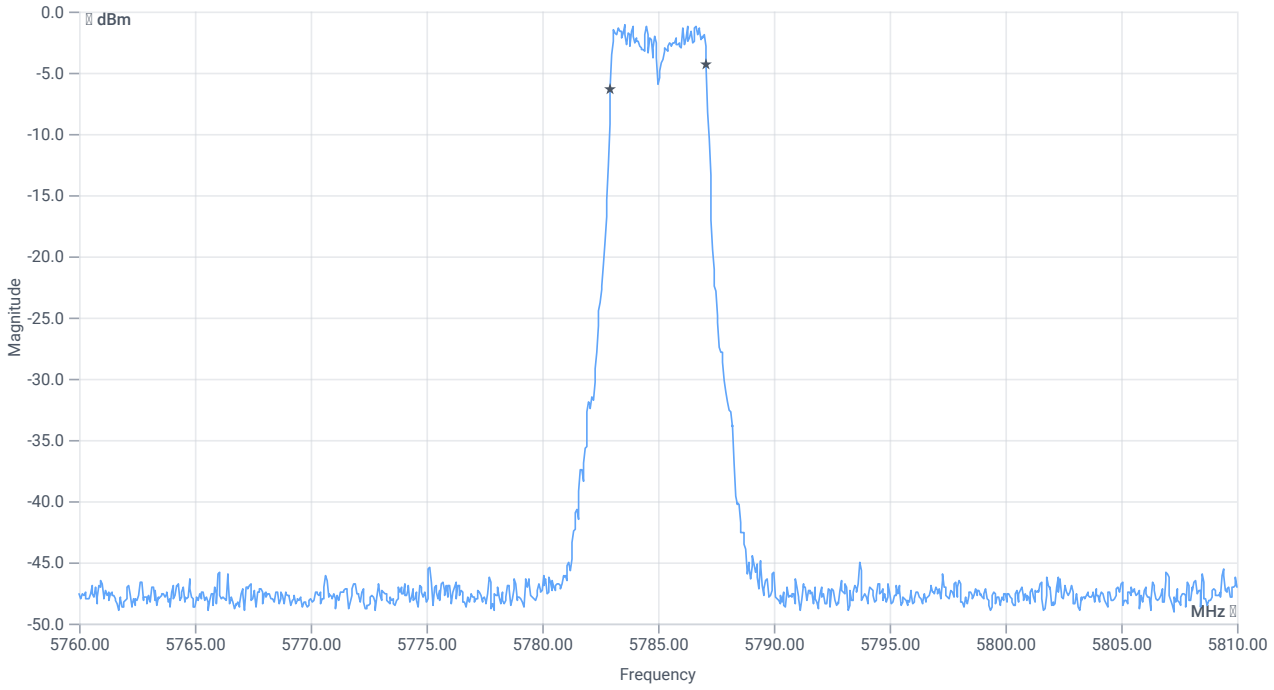

BW 6dB

RESULT

DESCRIPTION	LOWER LIMIT	UPPER LIMIT	MEASURED	UNIT	VERDICT
Bandwidth (6dB)	0.500	---	4.15	MHz	PASS

Verdict
PASS

FCC 15.407, ISED RSS247 # Bandwidths 99PCT and 26dB (UNII-3 20dB) ~ WLAN5Gx a mode U-NII-3

References

TC start	01.06.2026 15:39:47
Ambit temp (test rack) [°C] | humidity [rel%]	23.2 | 44
System version	6.0.7.5
Standard | Version	FCC 15.407, ISED RSS247 | NI
Method	26dB Bandwidth KDB789033 D02, C.1 / ISED RSS-GEN
Description	FCC 15.407 Bandwidths - WLAN5Gx a mode U-NII-3
Information	U-NII-3_OFDM_a-mode_5Mhz_ANT2_PS10 avg

EUT Common Settings WLAN5Gx

Number of antenna ports	2
User Interaction	No
Device class U-NII-1 (FCC)	Client
Limit W52 japan	Standard
TPC supported	No
Vehicle use (ISED)	No

Equipment

Signal analyzer,Rohde&Schwarz,FSV-40,1307.9002K40/101042,3.71
Switch matrix,cetecom advanced GmbH,USM,B002,1.0.0

Test Parameter

Technology to test	WLAN5Gx a mode
EUT port	EUT2
Temperature	nom
Voltage	nom
Frequency low to test	False | Freq [MHz] 5745
Frequency mid to test	True | Freq [MHz] 5785
Frequency high to test	False | Freq [MHz] 5825
Auto control enabled power supply | Climatic Box	No | No
Additional path loss [dB]	0
Full path type	EUT_SA_GEN_SIG
Full path name	EUT2.MP.SIG1/EUT2.SA/EUT2.GEN1/EUT2.GEN2/
Switch bits	00100010:00010001:00000000:00000001

Test at TX 5785 MHz

RESULT: Reference power cond.

DESCRIPTION	LOWER LIMIT	UPPER LIMIT	MEASURED	UNIT	VERDICT
Ref. power 1MHz/1MHz cond.	---	---	8.19	dBm	INFO
Ref. frequency	---	---	5783.800	MHz	INFO

READ SA SETTINGS:

RefLevel [dBm] | RefLevelOffset [dB] | InpAtt [dB]	16.19 | 12.82 | 20
Start [MHz] | Stop [MHz]	5760.000 | 5810.000
RBW [MHz] | VBW [MHz]	0.300000 | 1.000000
Detector | TraceMode	POS | MAXH
Sweep: time [ms] | count | points per Section | type	1 | 2500 | 1001 | SWE

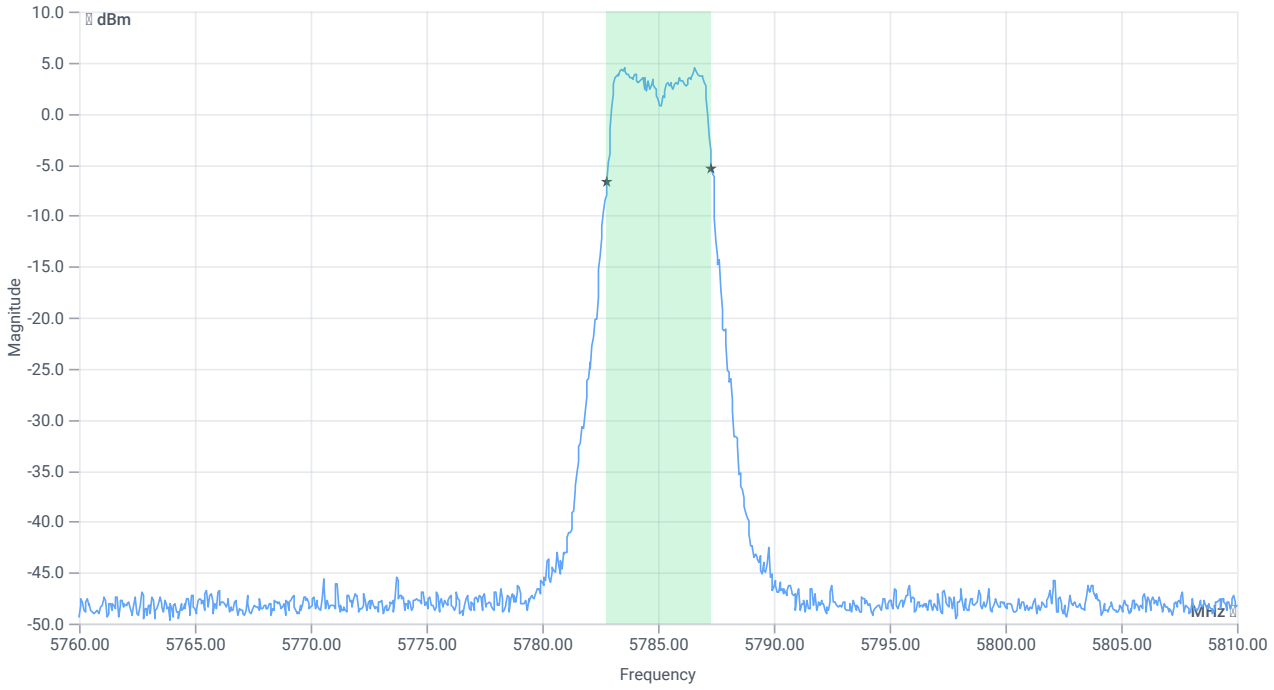

BW 99PCT

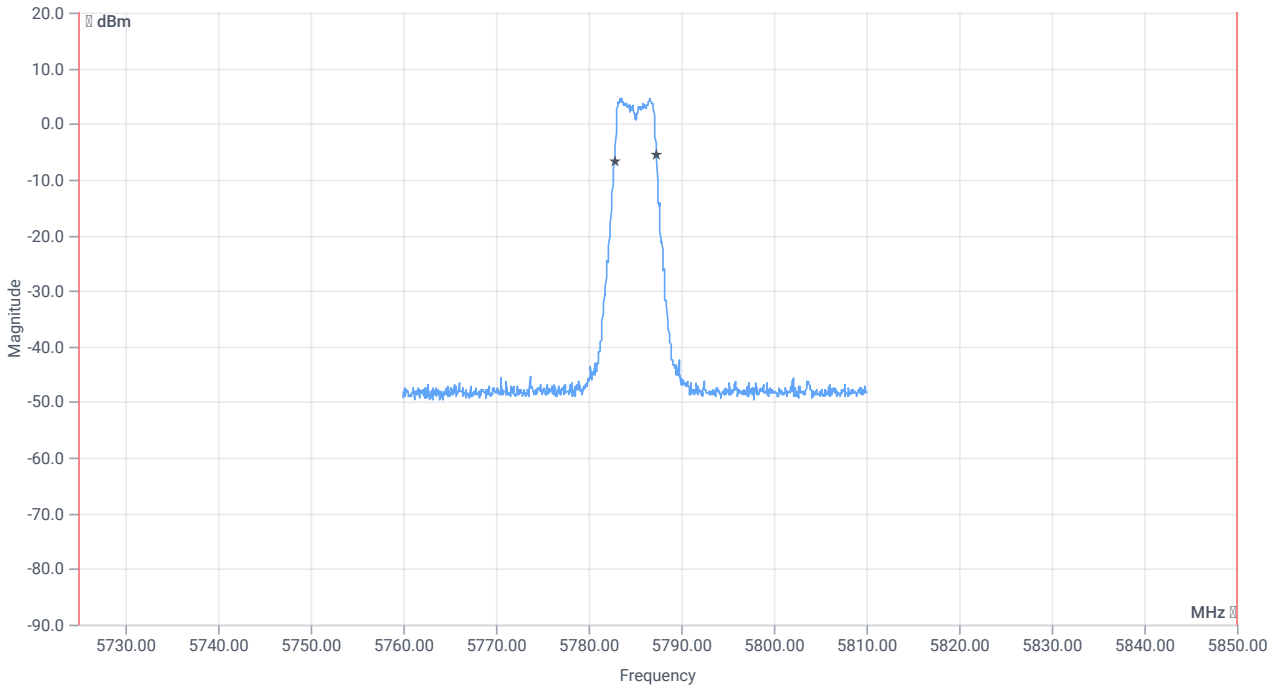

BW within band 99PCT

RESULT

DESCRIPTION	LOWER LIMIT	UPPER LIMIT	MEASURED	UNIT	VERDICT
Bandwidth 99%	---	---	4.496	MHz	INFO
T1 99%	5725.000000	---	5782.8022	MHz	PASS
T2 99%	---	5850.000000	5787.2977	MHz	PASS since U-NII-4 is supported

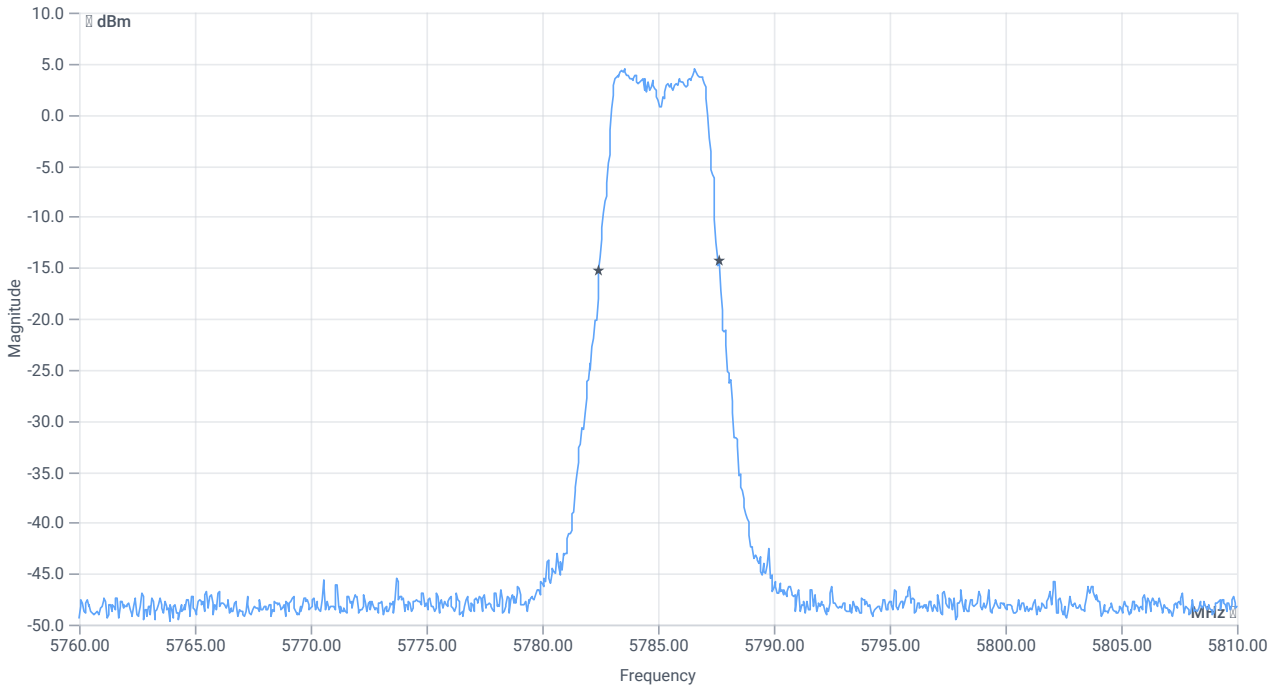

BW 20dB

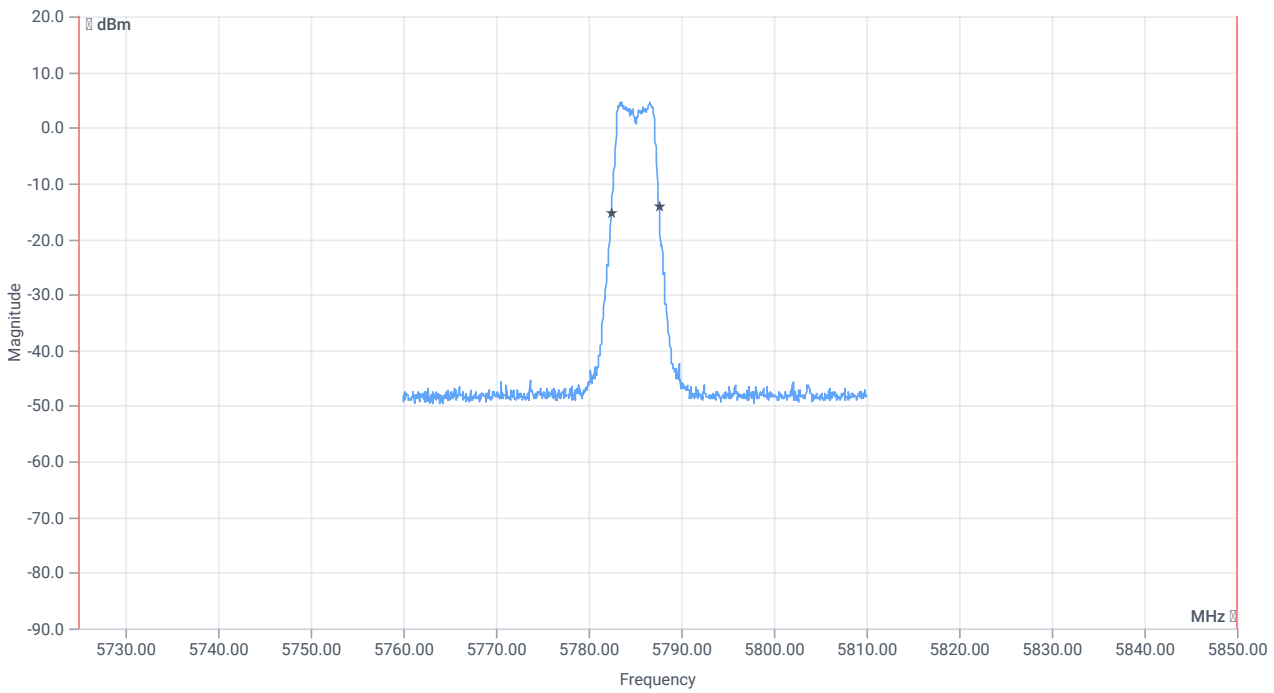

BW within band 20dB

RESULT

DESCRIPTION	LOWER LIMIT	UPPER LIMIT	MEASURED	UNIT	VERDICT
Bandwidth 20dB	---	---	5.2	MHz	INFO
T1 20dB	5725.000000	---	5782.4500	MHz	PASS

RESULT

DESCRIPTION	LOWER LIMIT	UPPER LIMIT	MEASURED	UNIT	VERDICT
T2 20dB	---	5850.000000	5787.6500	MHz	PASS since U-NII-4 is supported

Verdict
PASS

ISED RSS247 # Max output power and psd ~ WLAN5Gx a mode U-NII-3

References

TC start	01.06.2026 15:37:09
Ambit temp (test rack) [°C] | humidity [rel%]	23.1 | 44
System version	6.0.7.5
Standard | Version	ISED RSS247 | NI
Method	
Description	ISED Max Output Power & PSD - WLAN5Gx a mode U-NII-3
Information	U-NII-3_OFDM_a-mode_5Mhz_ANT2_PS10 avg

EUT Common Settings WLAN5Gx

Number of antenna ports	2
User Interaction	No
Device class U-NII-1 (FCC)	Client
Limit W52 japan	Standard
TPC supported	No
Vehicle use (ISED)	No

Equipment

Signal analyzer,Rohde&Schwarz,FSV-40,1307.9002K40/101042,3.71
Switch matrix,cetecom advanced GmbH,USM,B002,1.0.0

Test Parameter

Technology to test	WLAN5Gx a mode
EUT port	EUT2
Temperature	nom
Voltage	nom
Frequency low to test	False | Freq [MHz] 5745
Frequency mid to test	True | Freq [MHz] 5785
Frequency high to test	False | Freq [MHz] 5825
Auto control enabled power supply | Climatic Box	No | No
Additional path loss [dB]	0
Full path type	EUT_SA_GEN_SIG
Full path name	EUT2.MP.SIG1/EUT2.SA/EUT2.GEN1/EUT2.GEN2/
Switch bits	00100010:00010001:00000000:00000001

Test at TX 5785 MHz

RESULT: Reference power cond.

DESCRIPTION	LOWER LIMIT	UPPER LIMIT	MEASURED	UNIT	VERDICT
Ref. power 1MHz/1MHz cond.	---	---	7.49	dBm	INFO
Ref. frequency	---	---	5783.600	MHz	INFO

Evaluation max. duty cycle

Duty cycle evaluation

DESCRIPTION	LOWER LIMIT	UPPER LIMIT	MEASURED	UNIT	VERDICT
Duty cycle min	---	---	0	dB	DC > 98% defined

Evaluation bandwidth

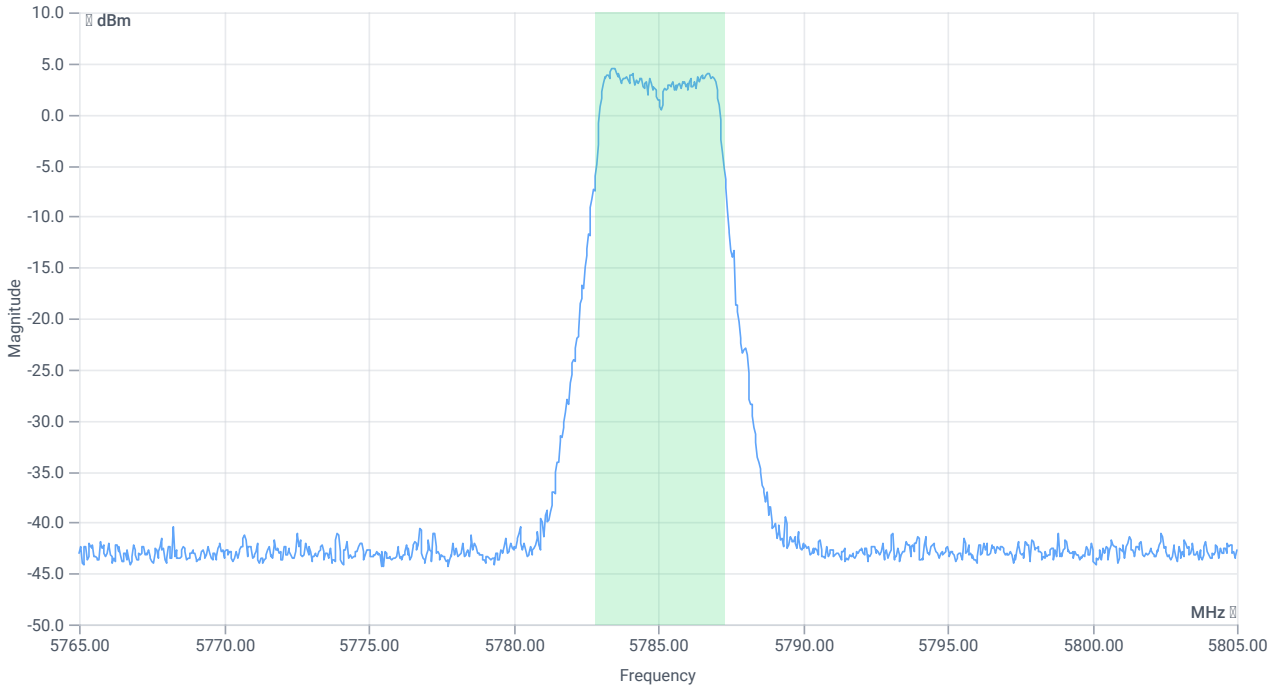

BW 99PCT

RESULT

DESCRIPTION	LOWER LIMIT	UPPER LIMIT	MEASURED	UNIT	VERDICT
Bandwidth 99%	---	---	4.436	MHz	INFO
T1 99%	---	---	5782.8422	MHz	INFO
T2 99%	---	---	5787.2777	MHz	INFO

Maximum Output Power

Antenna gain

Considered antenna gain [dBi]:	5.8 @ 5785 MHz

READ SA SETTINGS:

RefLevel [dBm] | RefLevelOffset [dB] | InpAtt [dB]	19.50 | 12.82 | 25
Start [MHz] | Stop [MHz]	5765.000 | 5805.000
RBW [MHz] | VBW [MHz]	1.000000 | 3.000000
Detector | TraceMode	RMS | MAXH
Sweep: time [ms] | count | points per Section | type	59600 | 1 | 161 | SWE

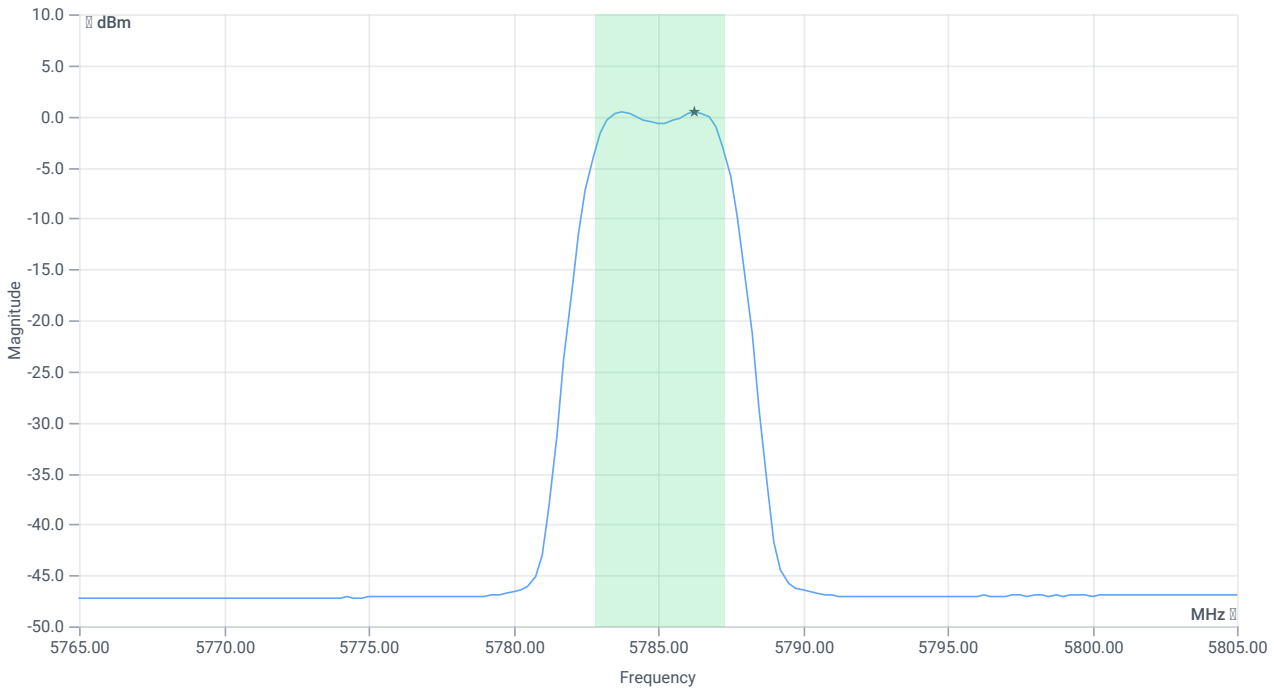

Max OP and PSD (without antenna gain)

RESULT

DESCRIPTION	LOWER LIMIT	UPPER LIMIT	MEASURED	UNIT	VERDICT
Max output power cond	---	---	5.87	dBm	INFO
Duty cycle correction	---	---	0	dB	INFO
LIMIT absolute cond					
Max output power DC corrected cond	---	30	5.87	dBm	PASS
Antenna gain applied			5.8	dBi	INFO
LIMIT absolute eirp (RSS-247 §6.2.4)					
Max output power DC corrected eirp	---	36	11.67	dBm	PASS

READ SA SETTINGS:

RefLevel [dBm] | RefLevelOffset [dB] | InpAtt [dB]	19.50 | 12.82 | 25
Start [MHz] | Stop [MHz]	5765.000 | 5805.000
RBW [MHz] | VBW [MHz]	0.500000 | 3.000000
Detector | TraceMode	RMS | MAXH
Sweep: time [ms] | count | points per Section | type	59600 | 1 | 161 | SWE

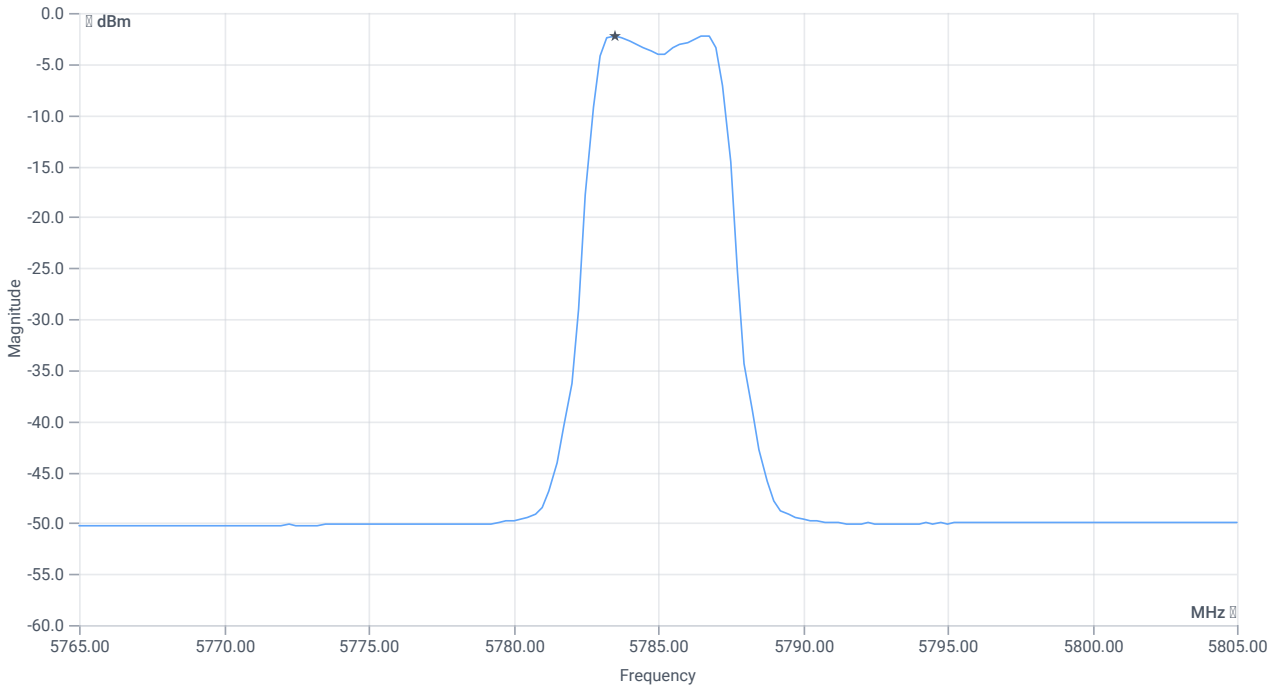

PSD UNII-3

RESULT

DESCRIPTION	LOWER LIMIT	UPPER LIMIT	MEASURED	UNIT	VERDICT
Power spectral density cond	---		-2.24	dBm/0.5MHz	INFO
Power spectral density DC corrected cond	---	30	-2.24	dBm/0.5MHz	PASS

Verdict
PASS

FCC 15.407 # Max output power and psd ~ WLAN5Gx a mode U-NII-3

References

TC start	01.06.2026 15:34:33
Ambit temp (test rack) [°C] | humidity [rel%]	23.2 | 44
System version	6.0.7.5
Standard | Version	FCC 15.407 | NI
Method	KDB789033 D02, F., E.2.e.
Description	FCC 15.407 Max Output Power & PSD - WLAN5Gx a mode U-NII-3
Information	U-NII-3_OFDM_a-mode_5Mhz_ANT2_PS10 avg

EUT Common Settings WLAN5Gx

Number of antenna ports	2
User Interaction	No
Device class U-NII-1 (FCC)	Client
Limit W52 japan	Standard
TPC supported	No
Vehicle use (ISED)	No

Equipment

Signal analyzer,Rohde&Schwarz,FSV-40,1307.9002K40/101042,3.71
Switch matrix,cetecom advanced GmbH,USM,B002,1.0.0

Test Parameter

Technology to test	WLAN5Gx a mode
EUT port	EUT2
Temperature	nom
Voltage	nom
Frequency low to test	False | Freq [MHz] 5745
Frequency mid to test	True | Freq [MHz] 5785
Frequency high to test	False | Freq [MHz] 5825
Auto control enabled power supply | Climatic Box	No | No
Additional path loss [dB]	0
Full path type	EUT_SA_GEN_SIG
Full path name	EUT2.MP.SIG1/EUT2.SA/EUT2.GEN1/EUT2.GEN2/
Switch bits	00100010:00010001:00000000:00000001

Test at TX 5785 MHz

RESULT: Reference power cond.

DESCRIPTION	LOWER LIMIT	UPPER LIMIT	MEASURED	UNIT	VERDICT
Ref. power 1MHz/1MHz cond.	---	---	8.37	dBm	INFO
Ref. frequency	---	---	5783.600	MHz	INFO

Evaluation max. duty cycle

Duty cycle evaluation

DESCRIPTION	LOWER LIMIT	UPPER LIMIT	MEASURED	UNIT	VERDICT
Duty cycle min	---	---	0	dB	DC > 98% defined

Evaluation bandwidth

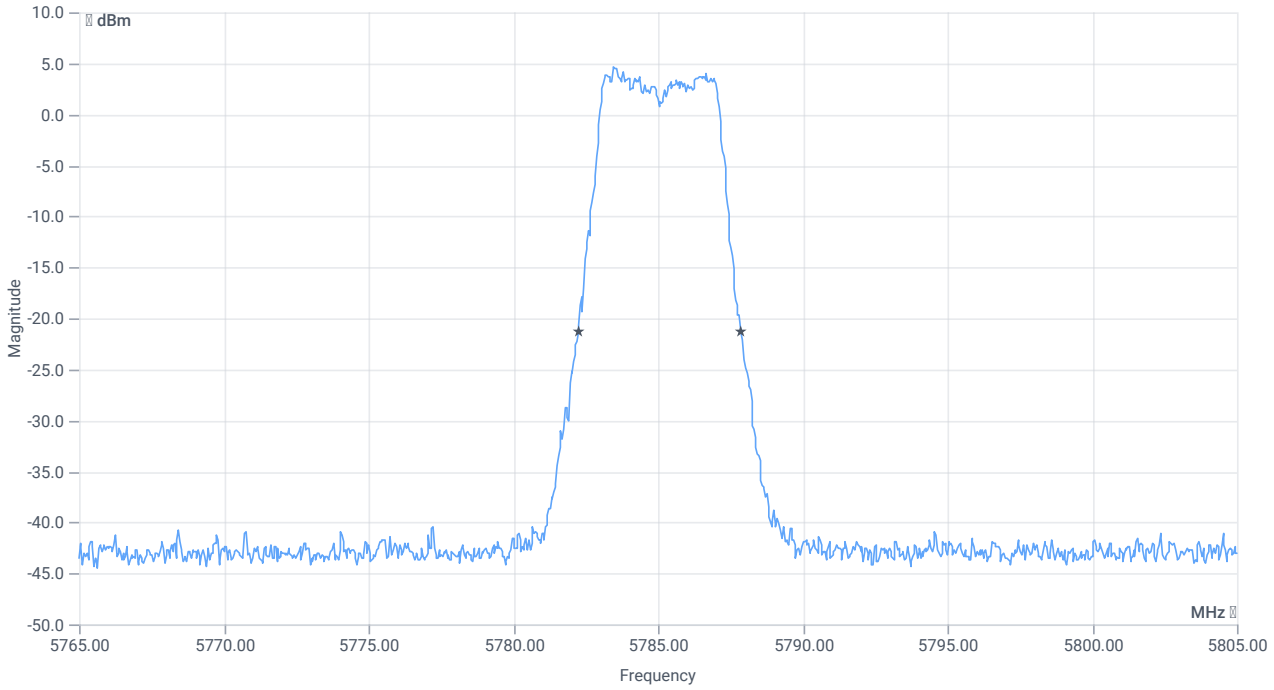

BW 26dB

RESULT

DESCRIPTION	LOWER LIMIT	UPPER LIMIT	MEASURED	UNIT	VERDICT
Bandwidth 26dB	---	---	5.64	MHz	INFO
T1 26dB	---	---	5782.2400	MHz	INFO
T2 26dB	---	---	5787.8800	MHz	INFO

Maximum Output Power

READ SA SETTINGS:

RefLevel [dBm] | RefLevelOffset [dB] | InpAtt [dB]	20.37 | 12.82 | 25
Start [MHz] | Stop [MHz]	5765.000 | 5805.000
RBW [MHz] | VBW [MHz]	1.000000 | 3.000000
Detector | TraceMode	RMS | MAXH
Sweep: time [ms] | count | points per Section | type	59600 | 1 | 161 | SWE

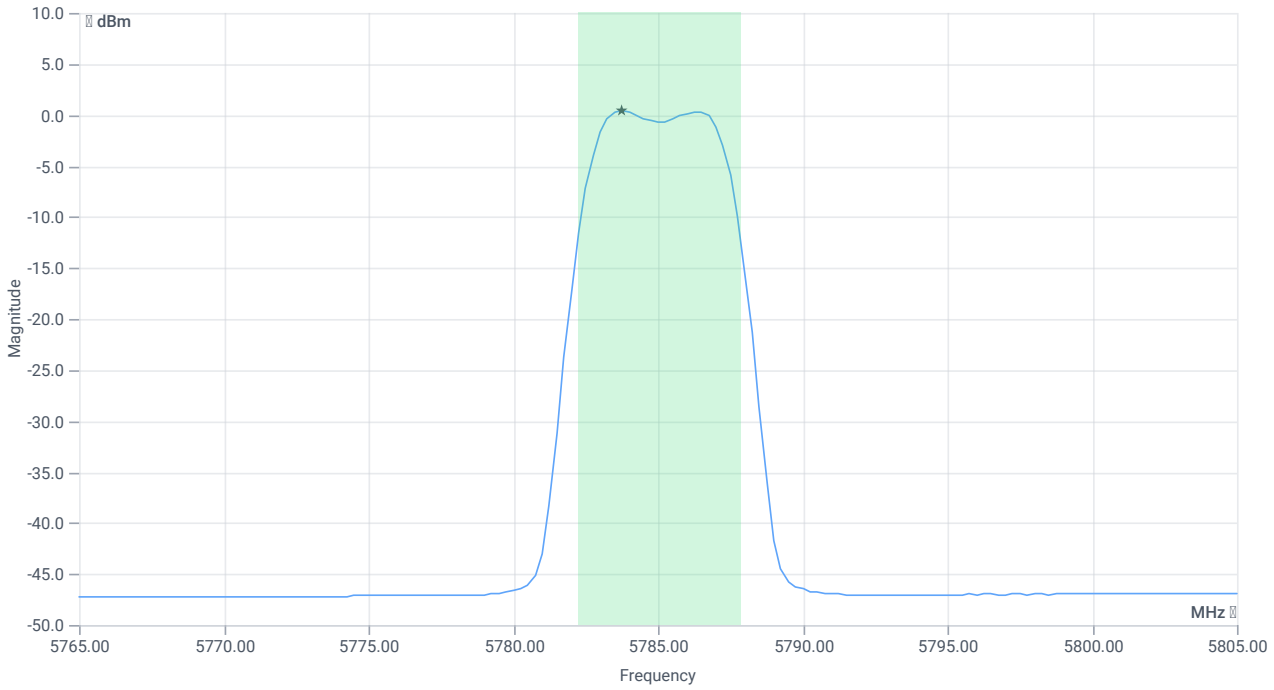

Max OP and PSD

RESULT

CONDUCTED LIMITS FOR MAX ANTENNA GAIN OF 6 D BI					
Description	Lower Limit	Upper Limit	Measured	Unit	Verdict
Max output power cond	---	---	6.14	dBm	INFO
Duty cycle correction	---	---	0	dB	INFO
LIMIT absolute:					
Max output power DC corrected cond	---	30	6.14	dBm	PASS
LIMIT: 11 dBm + 10 log 5.64					
Max output power DC corrected cond	---	18.51	6.14	dBm	na

Power Spectral Density U-NII-3

READ SA SETTINGS:

RefLevel [dBm] | RefLevelOffset [dB] | InpAtt [dB]	20.37 | 12.82 | 25

READ SA SETTINGS:

Start [MHz] | Stop [MHz]	5765.000 | 5805.000
RBW [MHz] | VBW [MHz]	0.500000 | 3.000000
Detector | TraceMode	RMS | MAXH
Sweep: time [ms] | count | points per Section | type	59600 | 1 | 161 | SWE

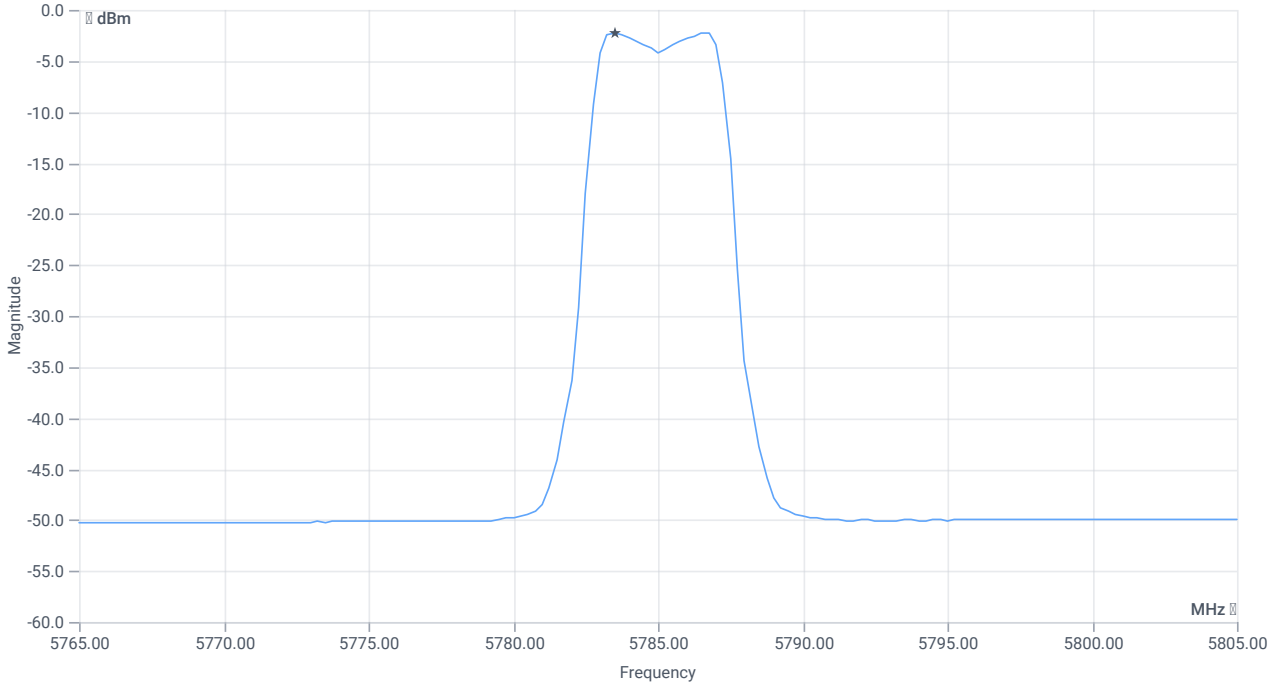

PSD UNII-3

RESULT

CONDUCTED LIMITS FOR MAX ANTENNA GAIN OF 6 D BI					
Description	Lower Limit	Upper Limit	Measured	Unit	Verdict
Power spectral density cond	---	---	-2.22	dBm/0.5MHz	INFO
Duty cycle correction	---	---	0	dB	INFO
Power spectral density DC corrected cond	---	30	-2.22	dBm/0.5MHz	PASS

Verdict
PASS

NA # Peak output power 3MHz/3MHz ~ WLAN5Gx a mode U-NII-3

References

TC start	01.06.2026 15:34:05
Ambit temp (test rack) [°C] | humidity [rel%]	23.1 | 44
System version	6.0.7.5
Standard | Version	NA | NI
Method	
Description	Peak OP 3MHz/3MHz - WLAN5Gx a mode U-NII-3
Information	U-NII-3_OFDM_a-mode_5Mhz_ANT2_PS10 avg

EUT Common Settings WLAN5Gx

Number of antenna ports	2
User Interaction	No
Device class U-NII-1 (FCC)	Client
Limit W52 japan	Standard
TPC supported	No
Vehicle use (ISED)	No

Equipment

Signal analyzer,Rohde&Schwarz,FSV-40,1307.9002K40/101042,3.71
Switch matrix,cetecom advanced GmbH,USM,B002,1.0.0

Test Parameter

Technology to test	WLAN5Gx a mode
EUT port	EUT2
Temperature	nom
Voltage	nom
Frequency low to test	False | Freq [MHz] 5745
Frequency mid to test	True | Freq [MHz] 5785
Frequency high to test	False | Freq [MHz] 5825
Auto control enabled power supply | Climatic Box	No | No
Additional path loss [dB]	0
Full path type	EUT_SA_GEN_SIG
Full path name	EUT2.MP.SIG1/EUT2.SA/EUT2.GEN1/EUT2.GEN2/
Switch bits	00100010:00010001:00000000:00000001

Test at TX 5785 MHz

RESULT: Reference power cond.

DESCRIPTION	LOWER LIMIT	UPPER LIMIT	MEASURED	UNIT	VERDICT
Ref. power 1MHz/1MHz cond.	---	---	7.57	dBm	INFO
Ref. frequency	---	---	5784.000	MHz	INFO

READ SA SETTINGS:

RefLevel [dBm] | RefLevelOffset [dB] | InpAtt [dB]	19.57 | 12.82 | 25
Start [MHz] | Stop [MHz]	5760.000 | 5810.000
RBW [MHz] | VBW [MHz]	3.000000 | 3.000000
Detector | TraceMode	POS | MAXH
Sweep: time [ms] | count | points per Section | type	300 | 20 | 1001 | SWE

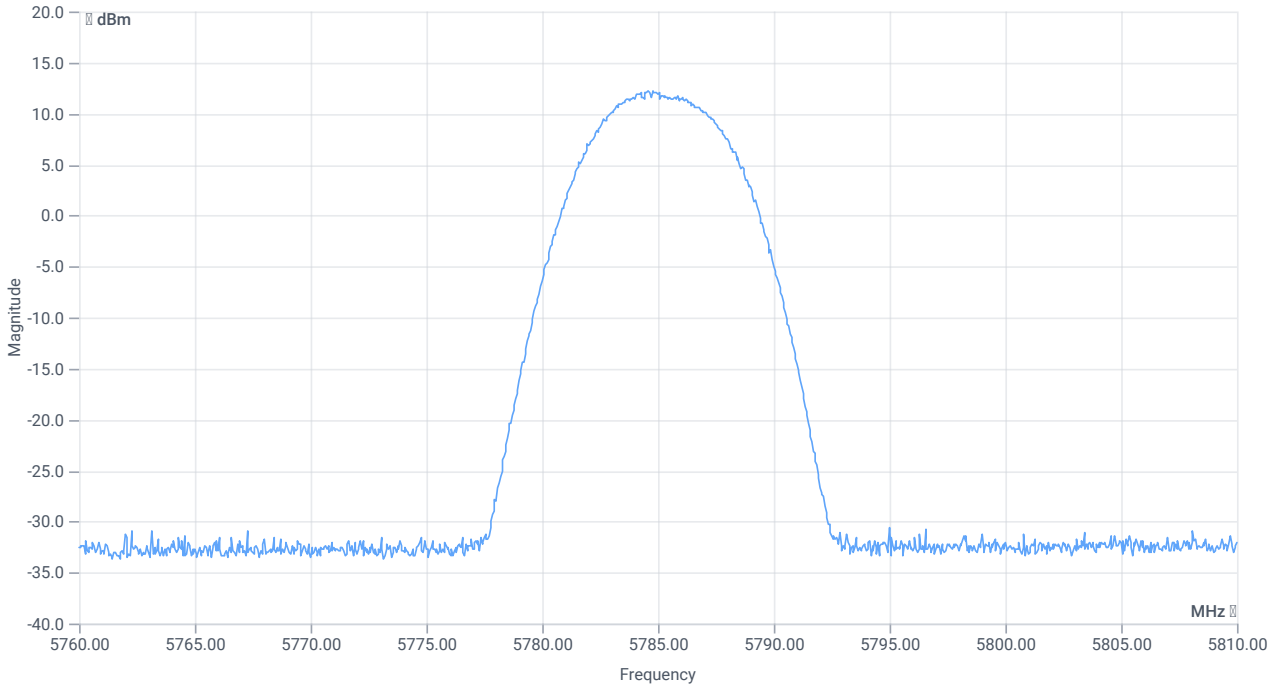

Peak output power

RESULT

DESCRIPTION	LOWER LIMIT	UPPER LIMIT	MEASURED	UNIT	VERDICT
Peak Power	---	---	12.25	dBm	INFO
Peak Power	---	---	16.78804	mW	INFO
Frequency at Peak	---	---	5784.75	MHz	INFO

Verdict
PASS

NA # Message with SA scan ~

References

TC start	01.06.2026 15:33:41
Ambit temp (test rack) [°C] | humidity [rel%]	23.1 | 44
System version	6.0.7.5
Standard | Version	NA | NI
Method	
Description	Message with SA Scan a_mode_U_NII_3
Information	U-NII-3_OFDM_a-mode_5Mhz_ANT2_PS10 avg

Equipment

Signal analyzer,Rohde&Schwarz,FSV-40,1307.9002K40/101042,3.71
Switch matrix,cetecom advanced GmbH,USM,B002,1.0.0

Test Parameter

Full path type	EUT_SA_GEN_SIG
Full path name	EUT2.MP.SIG1/EUT2.SA/EUT2.GEN1/EUT2.GEN2/
Switch bits	00100010:00010001:00000000:00000001
Message start	01.06.2026 15:33:44
Message	set WLAN5Gx to a_mode_U_NII_3, Frequency [MHz] 5785 , Information: U-NII-3_OFDM_a-mode_5Mhz_ANT2_PS10 avg

Verdict
INFO

FCC 15.407, ISED RSS247 # Emission mask (eirp) ~ WLAN5Gx a mode U-NII-3

References

TC start	01.06.2026 15:33:01
Ambit temp (test rack) [°C] | humidity [rel%]	23.2 | 44
System version	6.0.7.5
Standard | Version	FCC 15.407, ISED RSS247 | NI
Method	NI
Description	FCC 15.407 Emission mask - WLAN5Gx a mode U-NII-3
Information	U-NII-3_OFDM_a-mode_5Mhz_ANT2_PS10 avg

EUT Common Settings WLAN5Gx

Number of antenna ports	2
User Interaction	No
Device class U-NII-1 (FCC)	Client
Limit W52 japan	Standard
TPC supported	No
Vehicle use (ISED)	No

Equipment

Signal analyzer,Rohde&Schwarz,FSV-40,1307.9002K40/101042,3.71
Switch matrix,cetecom advanced GmbH,USM,B002,1.0.0

Test Parameter

Technology to test	WLAN5Gx a mode
EUT port	EUT2
Temperature	nom
Voltage	nom
Frequency low to test	True | Freq [MHz] 5745
Frequency mid to test	False | Freq [MHz] 5785
Frequency high to test	False | Freq [MHz] 5825
Auto control enabled power supply | Climatic Box	No | No
Additional path loss [dB]	0
Full path type	EUT_SA_GEN_SIG
Full path name	EUT2.MP.SIG1/EUT2.SA/EUT2.GEN1/EUT2.GEN2/
Switch bits	00100010:00010001:00000000:00000001

Test at TX 5745 MHz

Number of antenna ports: 2

reduction of limit due to number of antenna ports [dB]: 3

RESULT: Reference power cond.

DESCRIPTION	LOWER LIMIT	UPPER LIMIT	MEASURED	UNIT	VERDICT
Ref. power 1MHz/1MHz cond.	---	---	8.38	dBm	INFO
Ref. frequency	---	---	5746.000	MHz	INFO

Antenna gain

Considered antenna gain [dBi]:	6.06 / max found in range 5625 to 5950 MHz

READ SA SETTINGS:

RefLevel [dBm] | RefLevelOffset [dB] | InpAtt [dB]	11.38 | 12.69 | 15
Start [MHz] | Stop [MHz]	5625.000 | 5950.000
RBW [MHz] | VBW [MHz]	1.000000 | 3.000000
Detector | TraceMode	POS | MAXH
Sweep: time [ms] | count | points per Section | type	1 | 2500 | 1001 | SWE

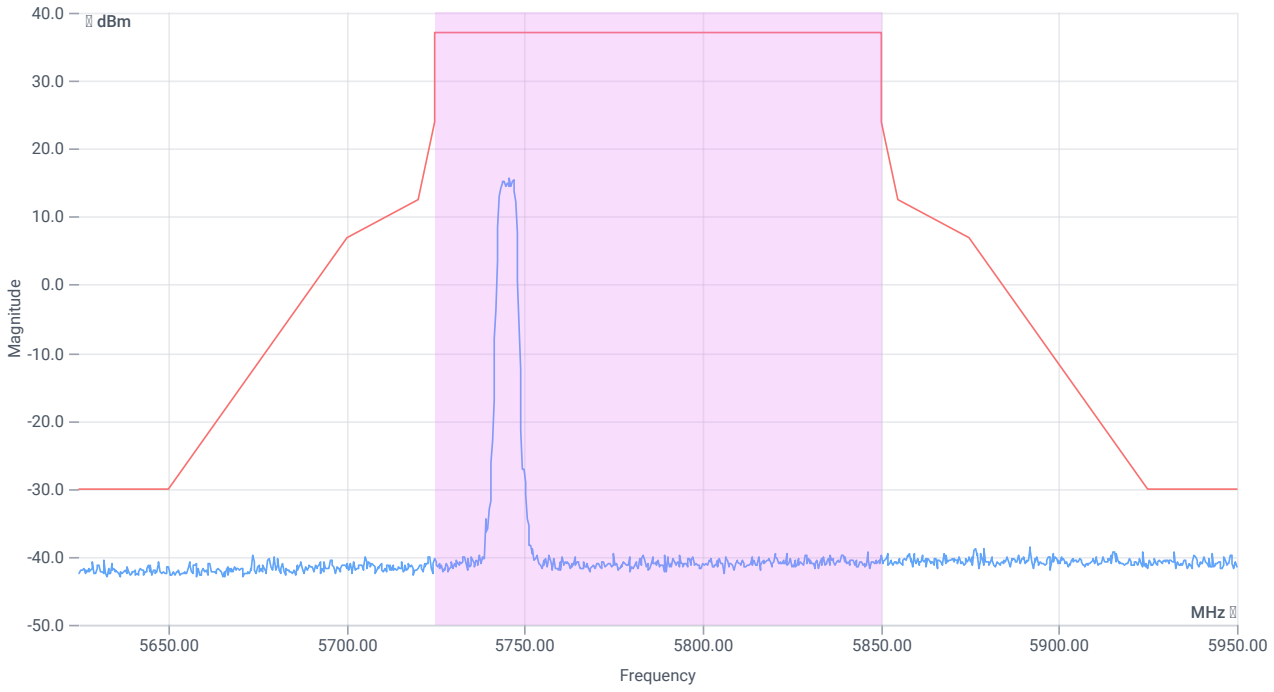

Emission Mask (e.i.r.p)

RESULT

DESCRIPTION	LOWER LIMIT	UPPER LIMIT	MEASURED	UNIT	VERDICT

Verdict
PASS

FCC 15.407, ISED RSS247 # Minimum emission bandwidth ~ WLAN5Gx a mode U-NII-3

References

TC start	01.06.2026 15:32:17
Ambit temp (test rack) [°C] | humidity [rel%]	23.1 | 44
System version	6.0.7.5
Standard | Version	FCC 15.407, ISED RSS247 | NI
Method	KDB789033 D02, C.2.
Description	FCC 15.407 Min Emission Bandwidth - WLAN5Gx a mode U-NII-3
Information	U-NII-3_OFDM_a-mode_5Mhz_ANT2_PS10 avg

EUT Common Settings WLAN5Gx

Number of antenna ports	2
User Interaction	No
Device class U-NII-1 (FCC)	Client
Limit W52 japan	Standard
TPC supported	No
Vehicle use (ISED)	No

Equipment

Signal analyzer,Rohde&Schwarz,FSV-40,1307.9002K40/101042,3.71
Switch matrix,cetecom advanced GmbH,USM,B002,1.0.0

Test Parameter

Technology to test	WLAN5Gx a mode
EUT port	EUT2
Temperature	nom
Voltage	nom
Frequency low to test	True | Freq [MHz] 5745
Frequency mid to test	False | Freq [MHz] 5785
Frequency high to test	False | Freq [MHz] 5825
Auto control enabled power supply | Climatic Box	No | No
Additional path loss [dB]	0
Full path type	EUT_SA_GEN_SIG
Full path name	EUT2.MP.SIG1/EUT2.SA/EUT2.GEN1/EUT2.GEN2/
Switch bits	00100010:00010001:00000000:00000001

Test at TX 5745 MHz

RESULT: Reference power cond.

DESCRIPTION	LOWER LIMIT	UPPER LIMIT	MEASURED	UNIT	VERDICT
Ref. power 1MHz/1MHz cond.	---	---	8.52	dBm	INFO
Ref. frequency	---	---	5746.000	MHz	INFO

READ SA SETTINGS:

RefLevel [dBm] | RefLevelOffset [dB] | InpAtt [dB]	20.52 | 12.69 | 25
Start [MHz] | Stop [MHz]	5720.000 | 5770.000
RBW [MHz] | VBW [MHz]	0.100000 | 0.300000
Detector | TraceMode	POS | MAXH
Sweep: time [ms] | count | points per Section | type	2 | 1500 | 1001 | SWE

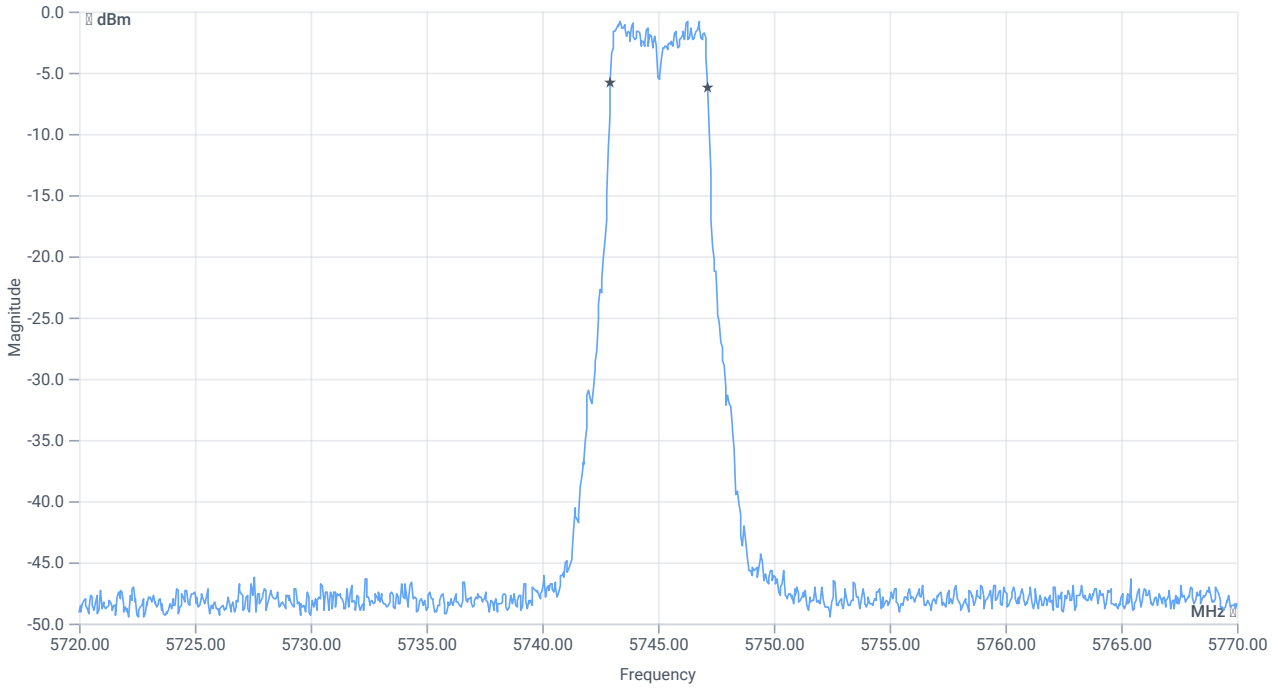

BW 6dB

RESULT

DESCRIPTION	LOWER LIMIT	UPPER LIMIT	MEASURED	UNIT	VERDICT
Bandwidth (6dB)	0.500	---	4.2	MHz	PASS

Verdict
PASS