FCC 15.407, ISED RSS247 # Bandwidths 99PCT and 26dB (UNII-3 20dB) ~ WLAN5Gx a mode U-NII-3

References

TC start	01.06.2026 15:31:45
Ambit temp (test rack) [°C] | humidity [rel%]	23.2 | 44
System version	6.0.7.5
Standard | Version	FCC 15.407, ISED RSS247 | NI
Method	26dB Bandwidth KDB789033 D02, C.1 / ISED RSS-GEN
Description	FCC 15.407 Bandwidths - WLAN5Gx a mode U-NII-3
Information	U-NII-3_OFDM_a-mode_5Mhz_ANT2_PS10 avg

EUT Common Settings WLAN5Gx

Number of antenna ports	2
User Interaction	No
Device class U-NII-1 (FCC)	Client
Limit W52 japan	Standard
TPC supported	No
Vehicle use (ISED)	No

Equipment

Signal analyzer,Rohde&Schwarz,FSV-40,1307.9002K40/101042,3.71
Switch matrix,cetecom advanced GmbH,USM,B002,1.0.0

Test Parameter

Technology to test	WLAN5Gx a mode
EUT port	EUT2
Temperature	nom
Voltage	nom
Frequency low to test	True | Freq [MHz] 5745
Frequency mid to test	False | Freq [MHz] 5785
Frequency high to test	False | Freq [MHz] 5825
Auto control enabled power supply | Climatic Box	No | No
Additional path loss [dB]	0
Full path type	EUT_SA_GEN_SIG
Full path name	EUT2.MP.SIG1/EUT2.SA/EUT2.GEN1/EUT2.GEN2/
Switch bits	00100010:00010001:00000000:00000001

Test at TX 5745 MHz

RESULT: Reference power cond.

DESCRIPTION	LOWER LIMIT	UPPER LIMIT	MEASURED	UNIT	VERDICT
Ref. power 1MHz/1MHz cond.	---	---	8.85	dBm	INFO
Ref. frequency	---	---	5743.600	MHz	INFO

READ SA SETTINGS:

RefLevel [dBm] | RefLevelOffset [dB] | InpAtt [dB]	16.85 | 12.69 | 20
Start [MHz] | Stop [MHz]	5720.000 | 5770.000
RBW [MHz] | VBW [MHz]	0.300000 | 1.000000
Detector | TraceMode	POS | MAXH
Sweep: time [ms] | count | points per Section | type	1 | 2500 | 1001 | SWE

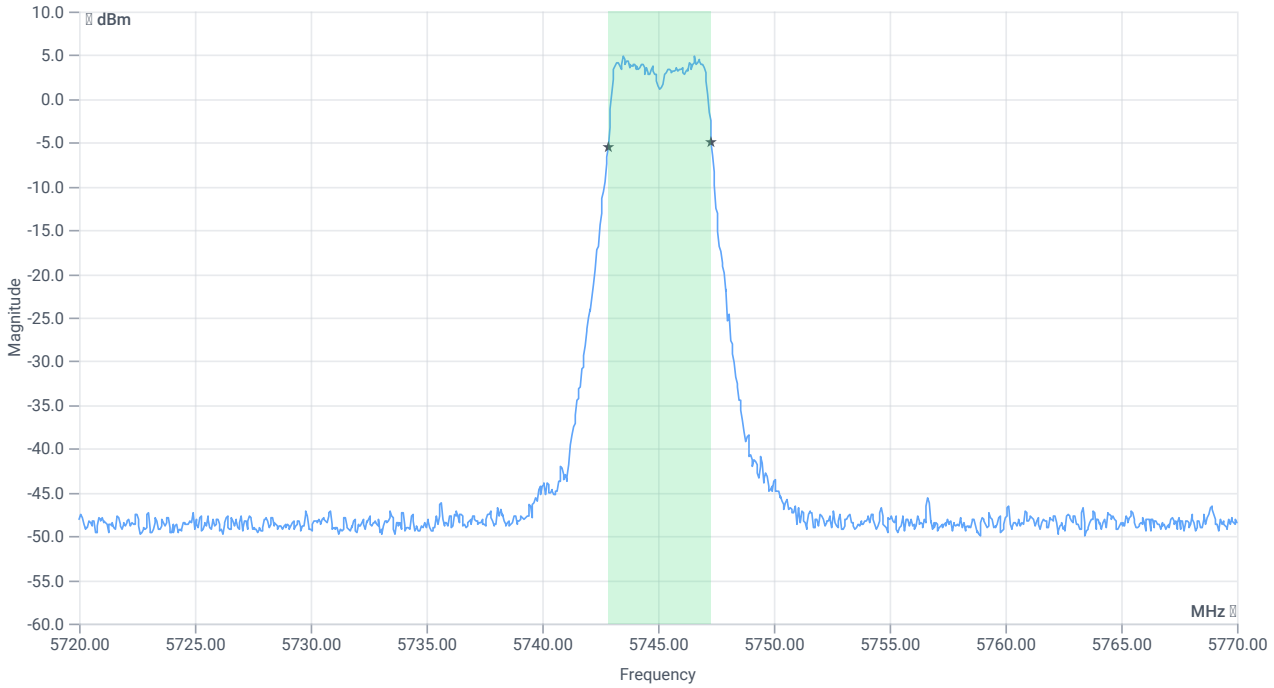

BW 99PCT

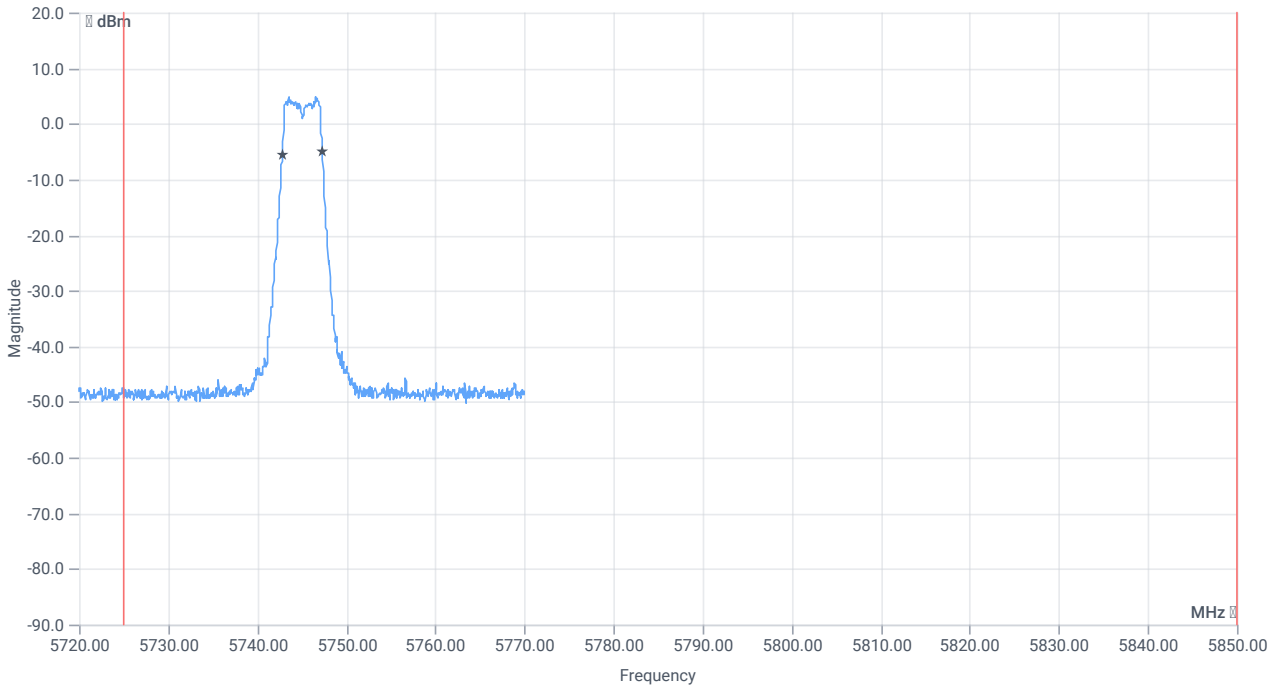

BW within band 99PCT

RESULT

DESCRIPTION	LOWER LIMIT	UPPER LIMIT	MEASURED	UNIT	VERDICT
Bandwidth 99%	---	---	4.446	MHz	INFO
T1 99%	5725.000000	---	5742.8521	MHz	PASS
T2 99%	---	5850.000000	5747.2977	MHz	PASS since U-NII-4 is supported

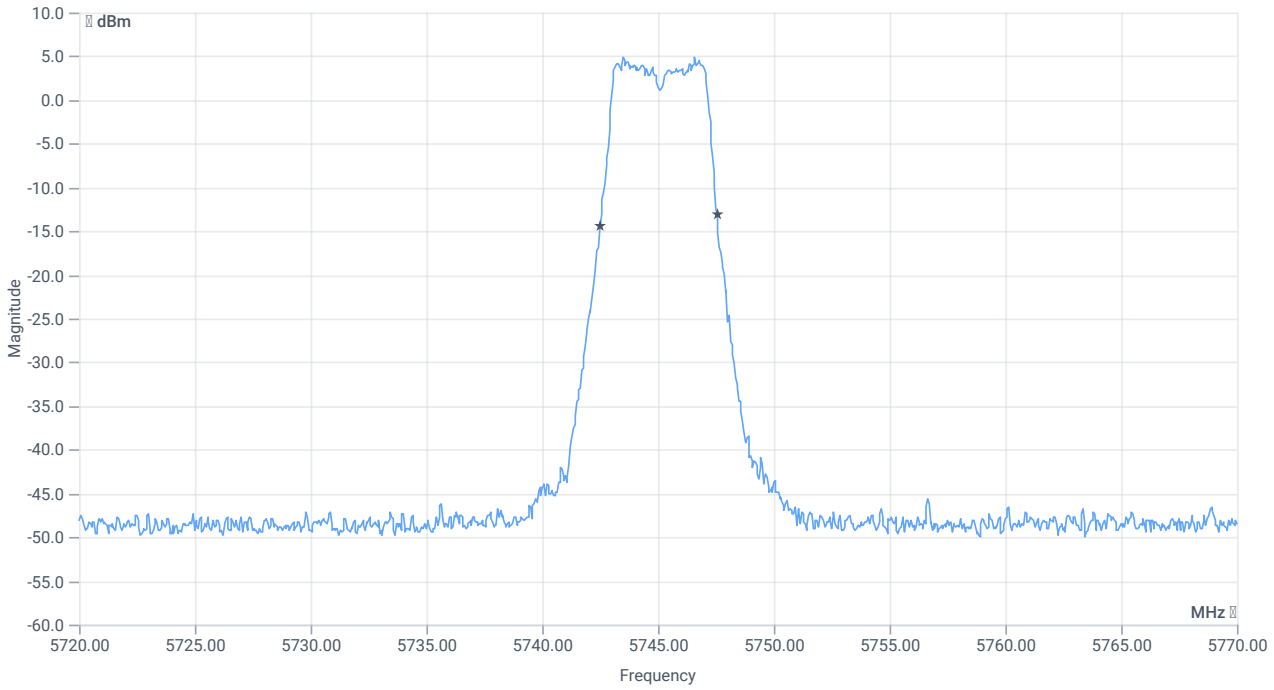

BW 20dB

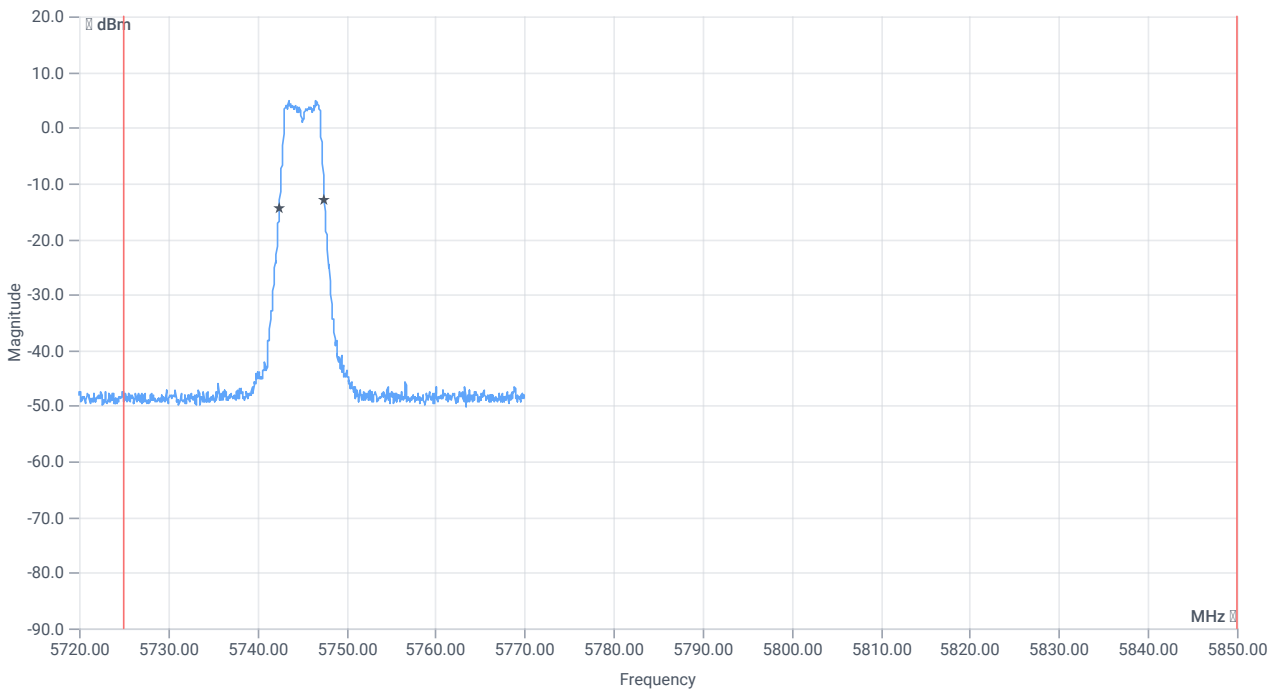

BW within band 20dB

RESULT

DESCRIPTION	LOWER LIMIT	UPPER LIMIT	MEASURED	UNIT	VERDICT
Bandwidth 20dB	---	---	5.05	MHz	INFO
T1 20dB	5725.000000	---	5742.5000	MHz	PASS

RESULT

DESCRIPTION	LOWER LIMIT	UPPER LIMIT	MEASURED	UNIT	VERDICT
T2 20dB	---	5850.000000	5747.5500	MHz	PASS since U-NII-4 is supported

Verdict
PASS

ISED RSS247 # Max output power and psd ~ WLAN5Gx a mode U-NII-3

References

TC start	01.06.2026 15:29:06
Ambit temp (test rack) [°C] | humidity [rel%]	23.1 | 44
System version	6.0.7.5
Standard | Version	ISED RSS247 | NI
Method	
Description	ISED Max Output Power & PSD - WLAN5Gx a mode U-NII-3
Information	U-NII-3_OFDM_a-mode_5Mhz_ANT2_PS10 avg

EUT Common Settings WLAN5Gx

Number of antenna ports	2
User Interaction	No
Device class U-NII-1 (FCC)	Client
Limit W52 japan	Standard
TPC supported	No
Vehicle use (ISED)	No

Equipment

Signal analyzer,Rohde&Schwarz,FSV-40,1307.9002K40/101042,3.71
Switch matrix,cetecom advanced GmbH,USM,B002,1.0.0

Test Parameter

Technology to test	WLAN5Gx a mode
EUT port	EUT2
Temperature	nom
Voltage	nom
Frequency low to test	True | Freq [MHz] 5745
Frequency mid to test	False | Freq [MHz] 5785
Frequency high to test	False | Freq [MHz] 5825
Auto control enabled power supply | Climatic Box	No | No
Additional path loss [dB]	0
Full path type	EUT_SA_GEN_SIG
Full path name	EUT2.MP.SIG1/EUT2.SA/EUT2.GEN1/EUT2.GEN2/
Switch bits	00100010:00010001:00000000:00000001

Test at TX 5745 MHz

RESULT: Reference power cond.

DESCRIPTION	LOWER LIMIT	UPPER LIMIT	MEASURED	UNIT	VERDICT
Ref. power 1MHz/1MHz cond.	---	---	8.27	dBm	INFO
Ref. frequency	---	---	5743.400	MHz	INFO

Evaluation max. duty cycle

Duty cycle evaluation

DESCRIPTION	LOWER LIMIT	UPPER LIMIT	MEASURED	UNIT	VERDICT
Duty cycle min	---	---	0	dB	DC > 98% defined

Evaluation bandwidth

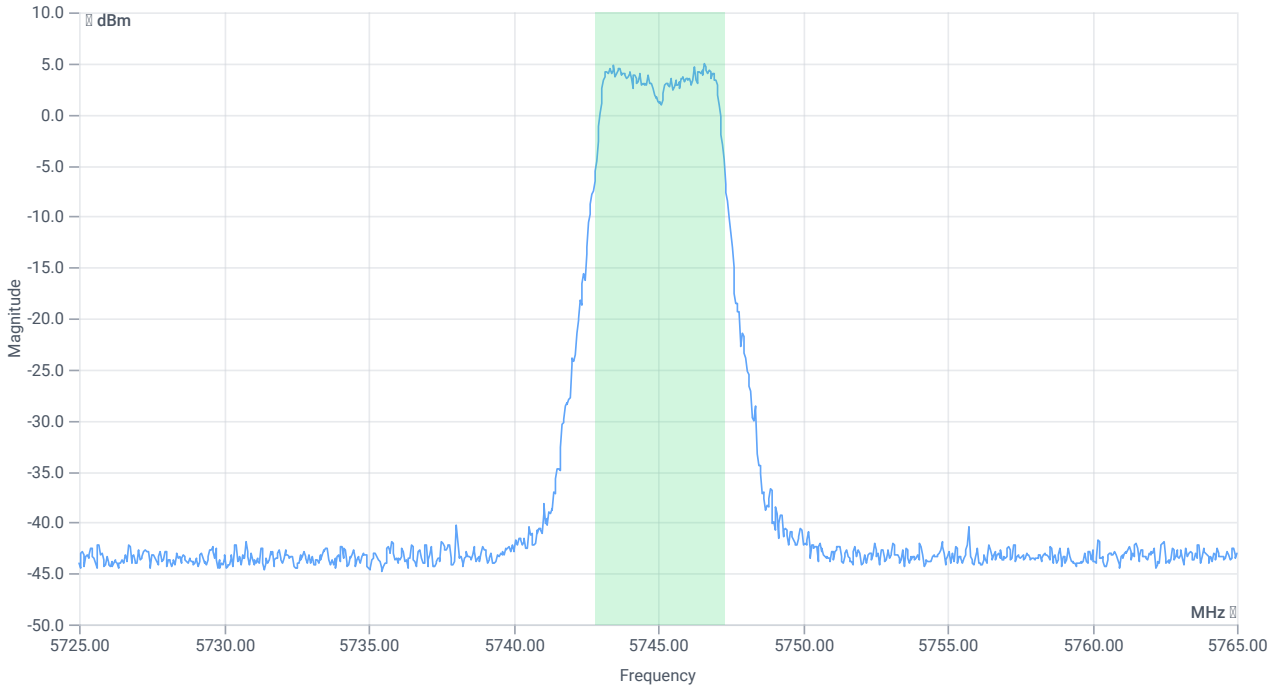

BW 99PCT

RESULT

DESCRIPTION	LOWER LIMIT	UPPER LIMIT	MEASURED	UNIT	VERDICT
Bandwidth 99%	---	---	4.436	MHz	INFO
T1 99%	---	---	5742.8422	MHz	INFO
T2 99%	---	---	5747.2777	MHz	INFO

Maximum Output Power

Antenna gain

Considered antenna gain [dBi]:	5.8 @ 5745 MHz

READ SA SETTINGS:

RefLevel [dBm] | RefLevelOffset [dB] | InpAtt [dB]	20.27 | 12.69 | 25
Start [MHz] | Stop [MHz]	5725.000 | 5765.000
RBW [MHz] | VBW [MHz]	1.000000 | 3.000000
Detector | TraceMode	RMS | MAXH
Sweep: time [ms] | count | points per Section | type	59600 | 1 | 161 | SWE

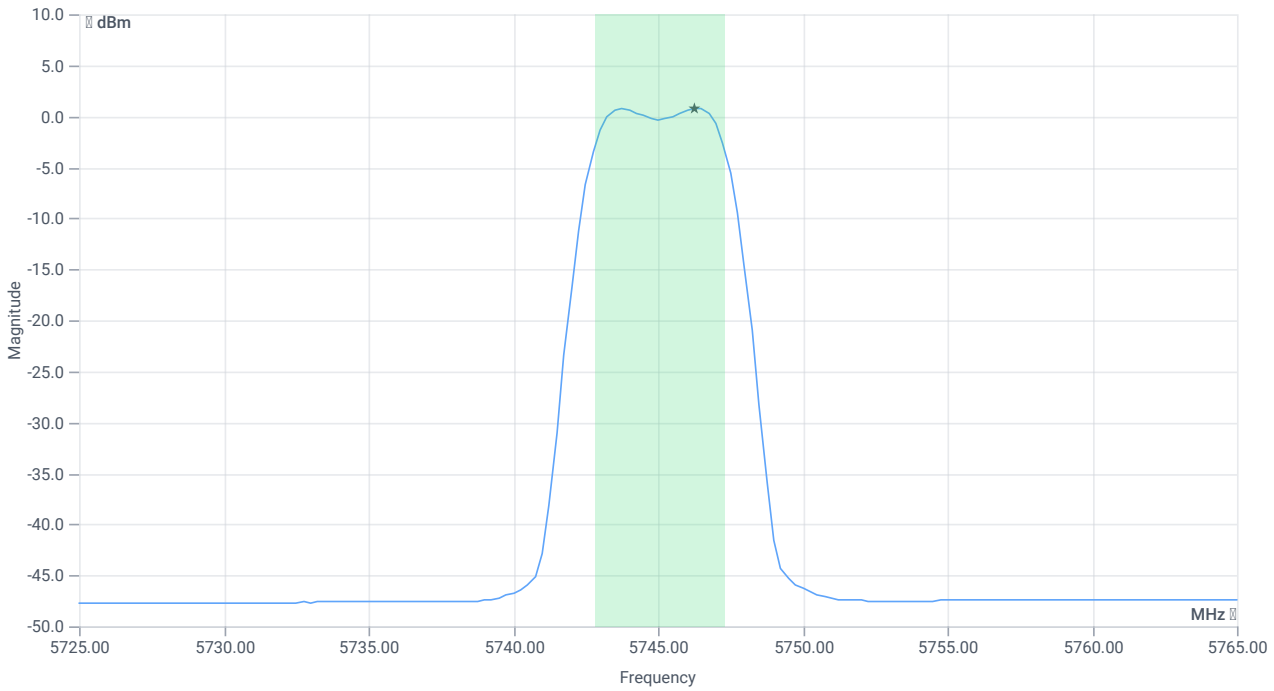

Max OP and PSD (without antenna gain)

RESULT

DESCRIPTION	LOWER LIMIT	UPPER LIMIT	MEASURED	UNIT	VERDICT
Max output power cond	---	---	6.22	dBm	INFO
Duty cycle correction	---	---	0	dB	INFO
LIMIT absolute cond					
Max output power DC corrected cond	---	30	6.22	dBm	PASS
Antenna gain applied			5.8	dBi	INFO
LIMIT absolute eirp (RSS-247 §6.2.4)					
Max output power DC corrected eirp	---	36	12.02	dBm	PASS

READ SA SETTINGS:

RefLevel [dBm] | RefLevelOffset [dB] | InpAtt [dB]	20.27 | 12.69 | 25
Start [MHz] | Stop [MHz]	5725.000 | 5765.000
RBW [MHz] | VBW [MHz]	0.500000 | 3.000000
Detector | TraceMode	RMS | MAXH
Sweep: time [ms] | count | points per Section | type	59600 | 1 | 161 | SWE

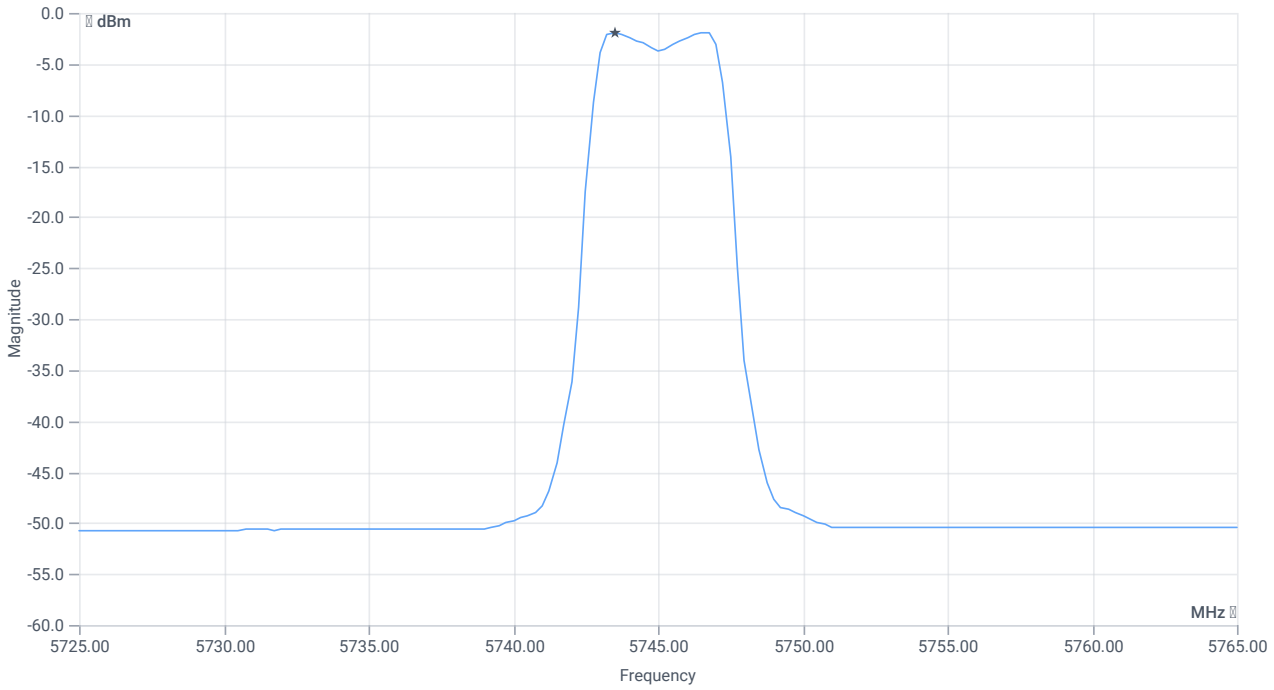

PSD UNII-3

RESULT

DESCRIPTION	LOWER LIMIT	UPPER LIMIT	MEASURED	UNIT	VERDICT
Power spectral density cond	---		-1.89	dBm/0.5MHz	INFO
Power spectral density DC corrected cond	---	30	-1.89	dBm/0.5MHz	PASS

Verdict
PASS

FCC 15.407 # Max output power and psd ~ WLAN5Gx a mode U-NII-3

References

TC start	01.06.2026 15:26:30
Ambit temp (test rack) [°C] | humidity [rel%]	23.2 | 44
System version	6.0.7.5
Standard | Version	FCC 15.407 | NI
Method	KDB789033 D02, F., E.2.e.
Description	FCC 15.407 Max Output Power & PSD - WLAN5Gx a mode U-NII-3
Information	U-NII-3_OFDM_a-mode_5Mhz_ANT2_PS10 avg

EUT Common Settings WLAN5Gx

Number of antenna ports	2
User Interaction	No
Device class U-NII-1 (FCC)	Client
Limit W52 japan	Standard
TPC supported	No
Vehicle use (ISED)	No

Equipment

Signal analyzer,Rohde&Schwarz,FSV-40,1307.9002K40/101042,3.71
Switch matrix,cetecom advanced GmbH,USM,B002,1.0.0

Test Parameter

Technology to test	WLAN5Gx a mode
EUT port	EUT2
Temperature	nom
Voltage	nom
Frequency low to test	True | Freq [MHz] 5745
Frequency mid to test	False | Freq [MHz] 5785
Frequency high to test	False | Freq [MHz] 5825
Auto control enabled power supply | Climatic Box	No | No
Additional path loss [dB]	0
Full path type	EUT_SA_GEN_SIG
Full path name	EUT2.MP.SIG1/EUT2.SA/EUT2.GEN1/EUT2.GEN2/
Switch bits	00100010:00010001:00000000:00000001

Test at TX 5745 MHz

RESULT: Reference power cond.

DESCRIPTION	LOWER LIMIT	UPPER LIMIT	MEASURED	UNIT	VERDICT
Ref. power 1MHz/1MHz cond.	---	---	8.09	dBm	INFO
Ref. frequency	---	---	5746.000	MHz	INFO

Evaluation max. duty cycle

Duty cycle evaluation

DESCRIPTION	LOWER LIMIT	UPPER LIMIT	MEASURED	UNIT	VERDICT
Duty cycle min	---	---	0	dB	DC > 98% defined

Evaluation bandwidth

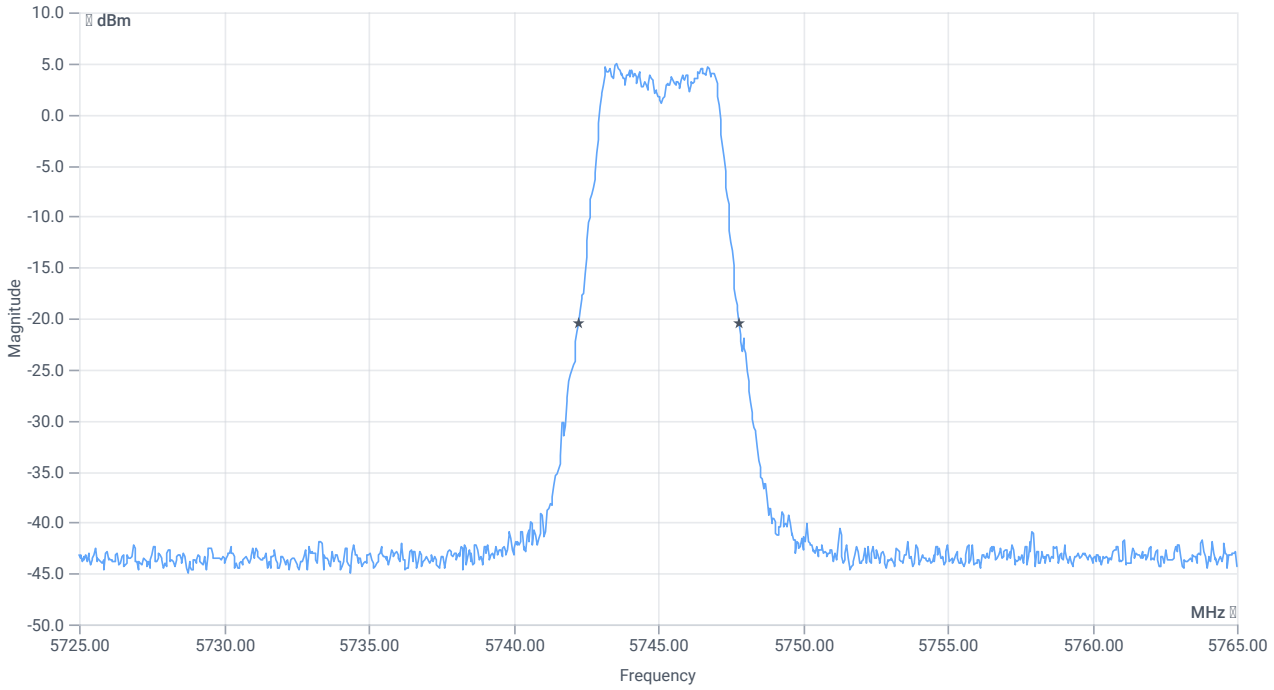

BW 26dB

RESULT

DESCRIPTION	LOWER LIMIT	UPPER LIMIT	MEASURED	UNIT	VERDICT
Bandwidth 26dB	---	---	5.56	MHz	INFO
T1 26dB	---	---	5742.2400	MHz	INFO
T2 26dB	---	---	5747.8000	MHz	INFO

Maximum Output Power

READ SA SETTINGS:

RefLevel [dBm] | RefLevelOffset [dB] | InpAtt [dB]	20.09 | 12.69 | 25
Start [MHz] | Stop [MHz]	5725.000 | 5765.000
RBW [MHz] | VBW [MHz]	1.000000 | 3.000000
Detector | TraceMode	RMS | MAXH
Sweep: time [ms] | count | points per Section | type	59600 | 1 | 161 | SWE

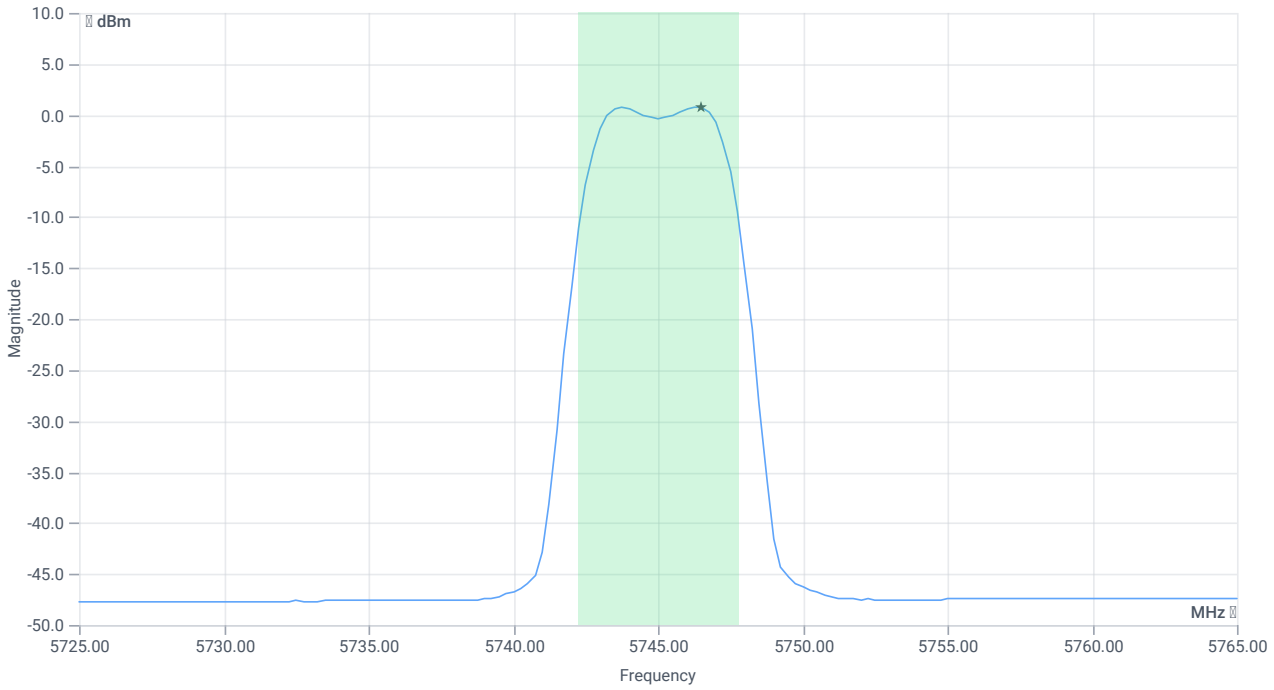

Max OP and PSD

RESULT

CONDUCTED LIMITS FOR MAX ANTENNA GAIN OF 6 D BI					
Description	Lower Limit	Upper Limit	Measured	Unit	Verdict
Max output power cond	---	---	6.51	dBm	INFO
Duty cycle correction	---	---	0	dB	INFO
LIMIT absolute:					
Max output power DC corrected cond	---	30	6.51	dBm	PASS
LIMIT: 11 dBm + 10 log 5.56					
Max output power DC corrected cond	---	18.45	6.51	dBm	na

Power Spectral Density U-NII-3

READ SA SETTINGS:

RefLevel [dBm] | RefLevelOffset [dB] | InpAtt [dB]	20.09 | 12.69 | 25

READ SA SETTINGS:

Start [MHz] | Stop [MHz]	5725.000 | 5765.000
RBW [MHz] | VBW [MHz]	0.500000 | 3.000000
Detector | TraceMode	RMS | MAXH
Sweep: time [ms] | count | points per Section | type	59600 | 1 | 161 | SWE

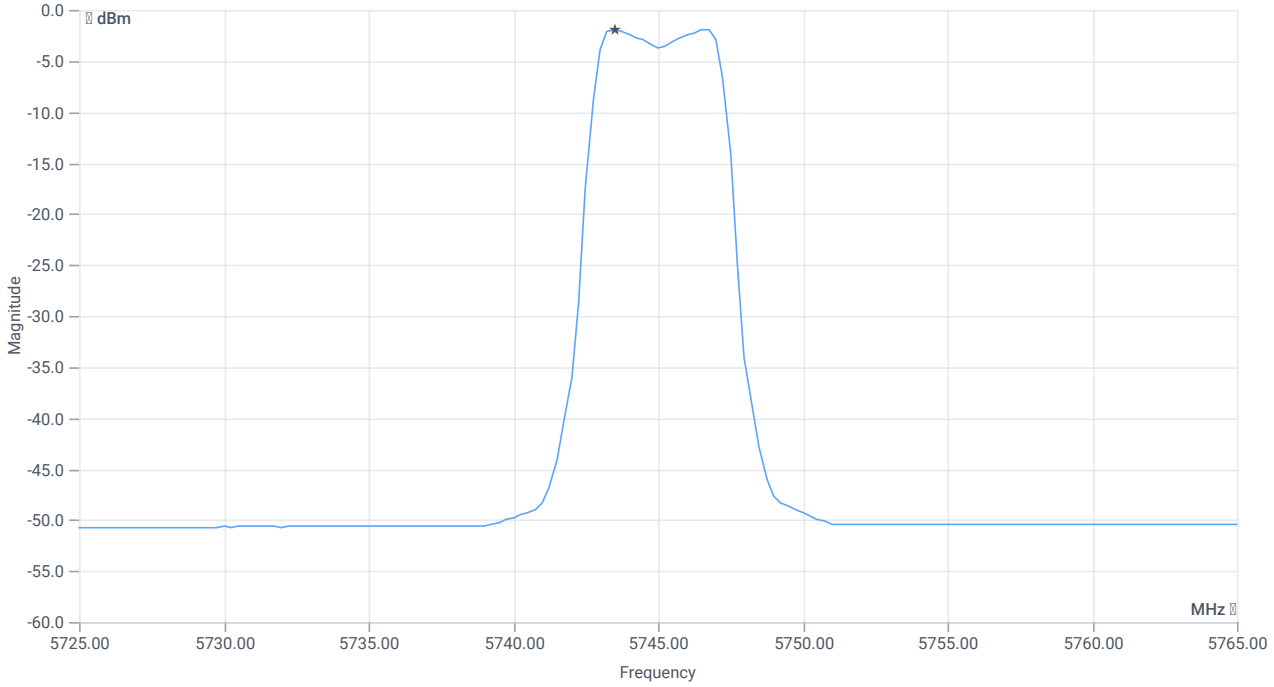

PSD UNII-3

RESULT

CONDUCTED LIMITS FOR MAX ANTENNA GAIN OF 6 D BI					
Description	Lower Limit	Upper Limit	Measured	Unit	Verdict
Power spectral density cond	---	---	-1.88	dBm/0.5MHz	INFO
Duty cycle correction	---	---	0	dB	INFO
Power spectral density DC corrected cond	---	30	-1.88	dBm/0.5MHz	PASS

Verdict
PASS

NA # Peak output power 3MHz/3MHz ~ WLAN5Gx a mode U-NII-3

References

TC start	01.06.2026 15:26:03
Ambit temp (test rack) [°C] | humidity [rel%]	23.1 | 44
System version	6.0.7.5
Standard | Version	NA | NI
Method	
Description	Peak OP 3MHz/3MHz - WLAN5Gx a mode U-NII-3
Information	U-NII-3_OFDM_a-mode_5Mhz_ANT2_PS10 avg

EUT Common Settings WLAN5Gx

Number of antenna ports	2
User Interaction	No
Device class U-NII-1 (FCC)	Client
Limit W52 japan	Standard
TPC supported	No
Vehicle use (ISED)	No

Equipment

Signal analyzer,Rohde&Schwarz,FSV-40,1307.9002K40/101042,3.71
Switch matrix,cetecom advanced GmbH,USM,B002,1.0.0

Test Parameter

Technology to test	WLAN5Gx a mode
EUT port	EUT2
Temperature	nom
Voltage	nom
Frequency low to test	True | Freq [MHz] 5745
Frequency mid to test	False | Freq [MHz] 5785
Frequency high to test	False | Freq [MHz] 5825
Auto control enabled power supply | Climatic Box	No | No
Additional path loss [dB]	0
Full path type	EUT_SA_GEN_SIG
Full path name	EUT2.MP.SIG1/EUT2.SA/EUT2.GEN1/EUT2.GEN2/
Switch bits	00100010:00010001:00000000:00000001

Test at TX 5745 MHz

RESULT: Reference power cond.

DESCRIPTION	LOWER LIMIT	UPPER LIMIT	MEASURED	UNIT	VERDICT
Ref. power 1MHz/1MHz cond.	---	---	9.18	dBm	INFO
Ref. frequency	---	---	5743.400	MHz	INFO

READ SA SETTINGS:

RefLevel [dBm] | RefLevelOffset [dB] | InpAtt [dB]	21.18 | 12.69 | 25
Start [MHz] | Stop [MHz]	5720.000 | 5770.000
RBW [MHz] | VBW [MHz]	3.000000 | 3.000000
Detector | TraceMode	POS | MAXH
Sweep: time [ms] | count | points per Section | type	300 | 20 | 1001 | SWE

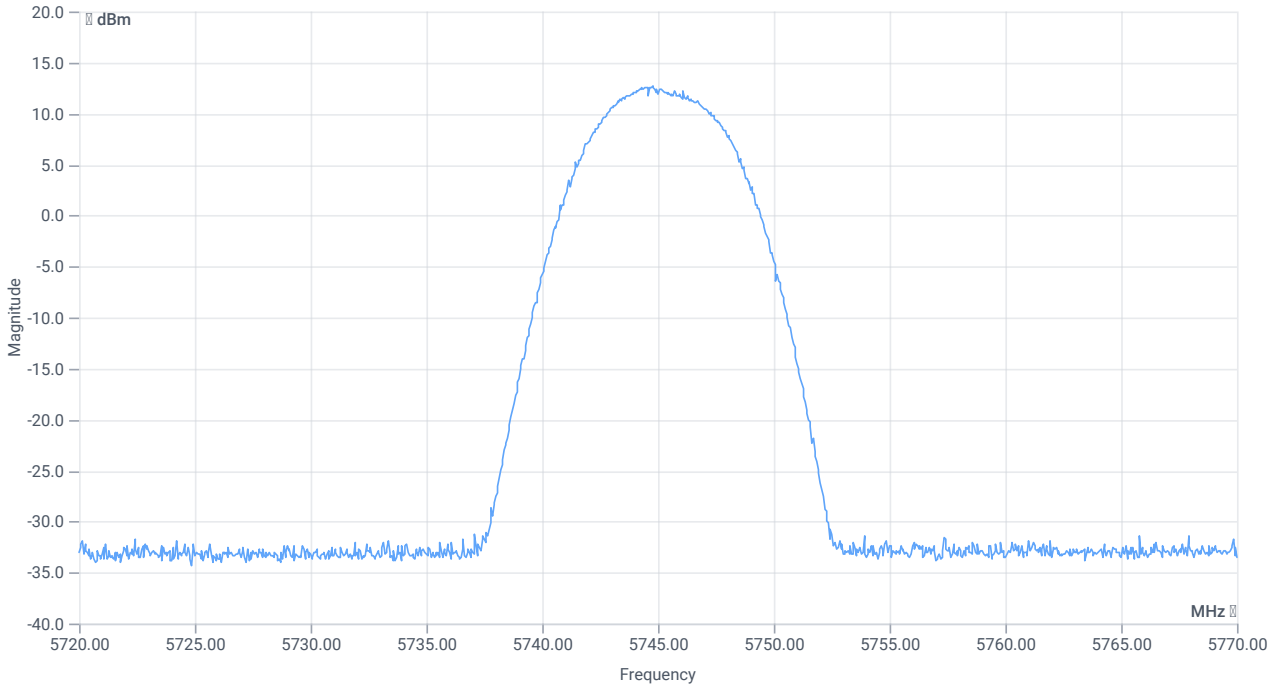

Peak output power

RESULT

DESCRIPTION	LOWER LIMIT	UPPER LIMIT	MEASURED	UNIT	VERDICT
Peak Power	---	---	12.63	dBm	INFO
Peak Power	---	---	18.323144	mW	INFO
Frequency at Peak	---	---	5744.75	MHz	INFO

Verdict
PASS

NA # Message with SA scan ~

References

TC start	01.06.2026 15:25:39
Ambit temp (test rack) [°C] | humidity [rel%]	23.2 | 44
System version	6.0.7.5
Standard | Version	NA | NI
Method	
Description	Message with SA Scan a_mode_U_NII_3
Information	U-NII-3_OFDM_a-mode_5Mhz_ANT2_PS10 avg

Equipment

Signal analyzer,Rohde&Schwarz,FSV-40,1307.9002K40/101042,3.71
Switch matrix,cetecom advanced GmbH,USM,B002,1.0.0

Test Parameter

Full path type	EUT_SA_GEN_SIG
Full path name	EUT2.MP.SIG1/EUT2.SA/EUT2.GEN1/EUT2.GEN2/
Switch bits	00100010:00010001:00000000:00000001
Message start	01.06.2026 15:25:42
Message	set WLAN5Gx to a_mode_U_NII_3, Frequency [MHz] 5745 , Information: U-NII-3_OFDM_a-mode_5Mhz_ANT2_PS10 avg

Verdict
INFO

FCC 15.407, ISED RSS247 # Emission mask (eirp) ~ WLAN5Gx a mode U-NII-3

References

TC start	01.06.2026 15:24:08
Ambit temp (test rack) [°C] | humidity [rel%]	23.1 | 44
System version	6.0.7.5
Standard | Version	FCC 15.407, ISED RSS247 | NI
Method	NI
Description	FCC 15.407 Emission mask - WLAN5Gx a mode U-NII-3
Information	U-NII-3_OFDM_a-mode_5Mhz_ANT1_PS10 avg

EUT Common Settings WLAN5Gx

Number of antenna ports	2
User Interaction	No
Device class U-NII-1 (FCC)	Client
Limit W52 japan	Standard
TPC supported	No
Vehicle use (ISED)	No

Equipment

Signal analyzer,Rohde&Schwarz,FSV-40,1307.9002K40/101042,3.71
Switch matrix,cetecom advanced GmbH,USM,B002,1.0.0

Test Parameter

Technology to test	WLAN5Gx a mode
EUT port	EUT1
Temperature	nom
Voltage	nom
Frequency low to test	False | Freq [MHz] 5745
Frequency mid to test	False | Freq [MHz] 5785
Frequency high to test	True | Freq [MHz] 5825
Auto control enabled power supply | Climatic Box	No | No
Additional path loss [dB]	0
Full path type	EUT_SA_GEN_SIG
Full path name	EUT1.MP.SIG1/EUT1.SA/EUT1.GEN1/EUT1.GEN2/
Switch bits	00010001:00010001:00000000:00000001

Test at TX 5825 MHz

Number of antenna ports: 2

reduction of limit due to number of antenna ports [dB]: 3

RESULT: Reference power cond.

DESCRIPTION	LOWER LIMIT	UPPER LIMIT	MEASURED	UNIT	VERDICT
Ref. power 1MHz/1MHz cond.	---	---	8.92	dBm	INFO
Ref. frequency	---	---	5824.200	MHz	INFO

Antenna gain

Considered antenna gain [dBi]:	6.06 / max found in range 5625 to 5950 MHz

READ SA SETTINGS:

RefLevel [dBm] | RefLevelOffset [dB] | InpAtt [dB]	11.92 | 13.38 | 15
Start [MHz] | Stop [MHz]	5625.000 | 5950.000
RBW [MHz] | VBW [MHz]	1.000000 | 3.000000
Detector | TraceMode	POS | MAXH
Sweep: time [ms] | count | points per Section | type	1 | 2500 | 1001 | SWE

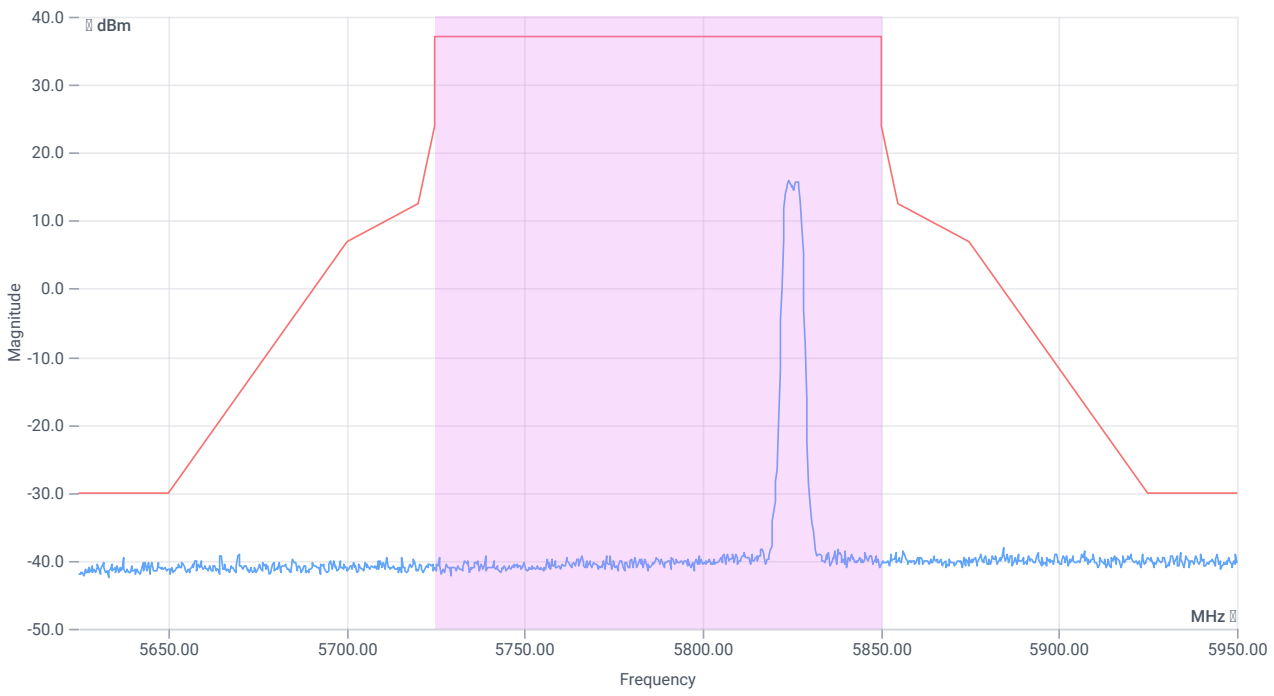

Emission Mask (e.i.r.p)

RESULT

DESCRIPTION	LOWER LIMIT	UPPER LIMIT	MEASURED	UNIT	VERDICT

Verdict
PASS

FCC 15.407, ISED RSS247 # Minimum emission bandwidth ~ WLAN5Gx a mode U-NII-3

References

TC start	01.06.2026 15:23:31
Ambit temp (test rack) [°C] | humidity [rel%]	23.1 | 44
System version	6.0.7.5
Standard | Version	FCC 15.407, ISED RSS247 | NI
Method	KDB789033 D02, C.2.
Description	FCC 15.407 Min Emission Bandwidth - WLAN5Gx a mode U-NII-3
Information	U-NII-3_OFDM_a-mode_5Mhz_ANT1_PS10 avg

EUT Common Settings WLAN5Gx

Number of antenna ports	2
User Interaction	No
Device class U-NII-1 (FCC)	Client
Limit W52 japan	Standard
TPC supported	No
Vehicle use (ISED)	No

Equipment

Signal analyzer,Rohde&Schwarz,FSV-40,1307.9002K40/101042,3.71
Switch matrix,cetecom advanced GmbH,USM,B002,1.0.0

Test Parameter

Technology to test	WLAN5Gx a mode
EUT port	EUT1
Temperature	nom
Voltage	nom
Frequency low to test	False | Freq [MHz] 5745
Frequency mid to test	False | Freq [MHz] 5785
Frequency high to test	True | Freq [MHz] 5825
Auto control enabled power supply | Climatic Box	No | No
Additional path loss [dB]	0
Full path type	EUT_SA_GEN_SIG
Full path name	EUT1.MP.SIG1/EUT1.SA/EUT1.GEN1/EUT1.GEN2/
Switch bits	00010001:00010001:00000000:00000001

Test at TX 5825 MHz

RESULT: Reference power cond.

DESCRIPTION	LOWER LIMIT	UPPER LIMIT	MEASURED	UNIT	VERDICT
Ref. power 1MHz/1MHz cond.	---	---	8.12	dBm	INFO
Ref. frequency	---	---	5823.600	MHz	INFO

READ SA SETTINGS:

RefLevel [dBm] | RefLevelOffset [dB] | InpAtt [dB]	20.12 | 13.38 | 25
Start [MHz] | Stop [MHz]	5800.000 | 5850.000
RBW [MHz] | VBW [MHz]	0.100000 | 0.300000
Detector | TraceMode	POS | MAXH
Sweep: time [ms] | count | points per Section | type	2 | 1500 | 1001 | SWE

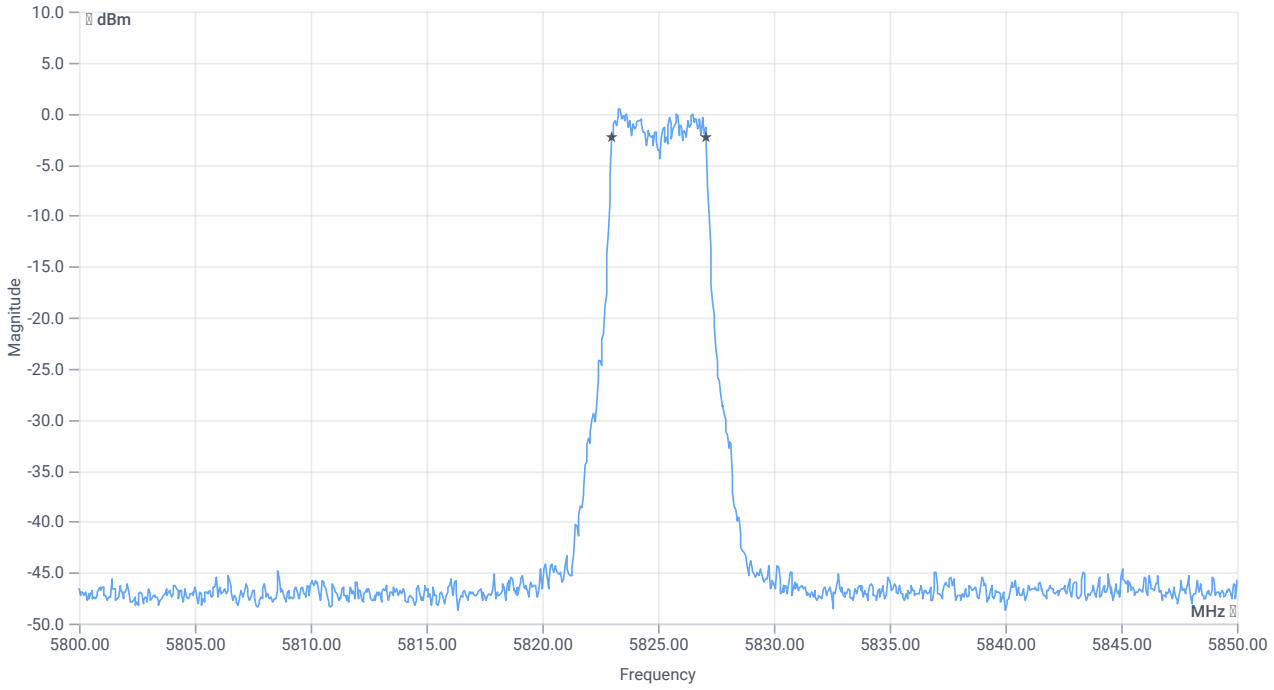

BW 6dB

RESULT

DESCRIPTION	LOWER LIMIT	UPPER LIMIT	MEASURED	UNIT	VERDICT
Bandwidth (6dB)	0.500	---	4.1	MHz	PASS

Verdict
PASS

FCC 15.407, ISED RSS247 # Bandwidths 99PCT and 26dB (UNII-3 20dB) ~ WLAN5Gx a mode U-NII-3

References

TC start	01.06.2026 15:22:52
Ambit temp (test rack) [°C] | humidity [rel%]	23.1 | 44
System version	6.0.7.5
Standard | Version	FCC 15.407, ISED RSS247 | NI
Method	26dB Bandwidth KDB789033 D02, C.1 / ISED RSS-GEN
Description	FCC 15.407 Bandwidths - WLAN5Gx a mode U-NII-3
Information	U-NII-3_OFDM_a-mode_5Mhz_ANT1_PS10 avg

EUT Common Settings WLAN5Gx

Number of antenna ports	2
User Interaction	No
Device class U-NII-1 (FCC)	Client
Limit W52 japan	Standard
TPC supported	No
Vehicle use (ISED)	No

Equipment

Signal analyzer,Rohde&Schwarz,FSV-40,1307.9002K40/101042,3.71
Switch matrix,cetecom advanced GmbH,USM,B002,1.0.0

Test Parameter

Technology to test	WLAN5Gx a mode
EUT port	EUT1
Temperature	nom
Voltage	nom
Frequency low to test	False | Freq [MHz] 5745
Frequency mid to test	False | Freq [MHz] 5785
Frequency high to test	True | Freq [MHz] 5825
Auto control enabled power supply | Climatic Box	No | No
Additional path loss [dB]	0
Full path type	EUT_SA_GEN_SIG
Full path name	EUT1.MP.SIG1/EUT1.SA/EUT1.GEN1/EUT1.GEN2/
Switch bits	00010001:00010001:00000000:00000001

Test at TX 5825 MHz

RESULT: Reference power cond.

DESCRIPTION	LOWER LIMIT	UPPER LIMIT	MEASURED	UNIT	VERDICT
Ref. power 1MHz/1MHz cond.	---	---	8.53	dBm	INFO
Ref. frequency	---	---	5823.400	MHz	INFO

READ SA SETTINGS:

RefLevel [dBm] | RefLevelOffset [dB] | InpAtt [dB]	16.53 | 13.38 | 20
Start [MHz] | Stop [MHz]	5800.000 | 5850.000
RBW [MHz] | VBW [MHz]	0.300000 | 1.000000
Detector | TraceMode	POS | MAXH
Sweep: time [ms] | count | points per Section | type	1 | 2500 | 1001 | SWE

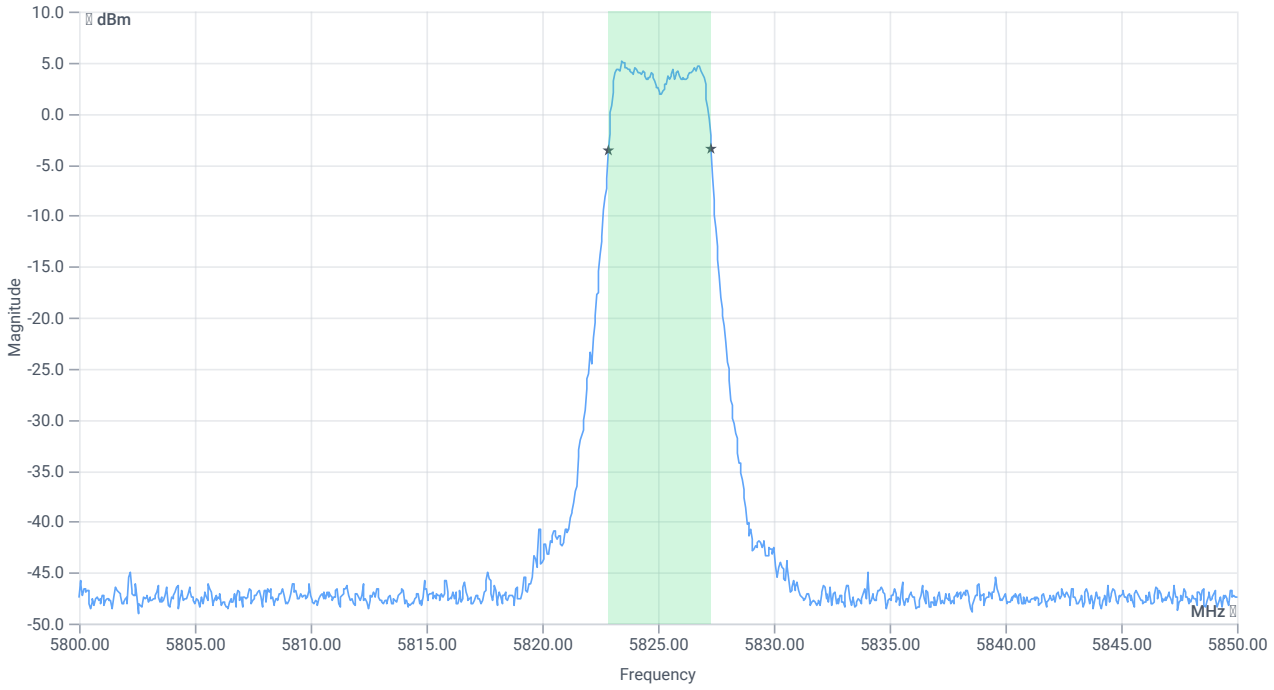

BW 99PCT

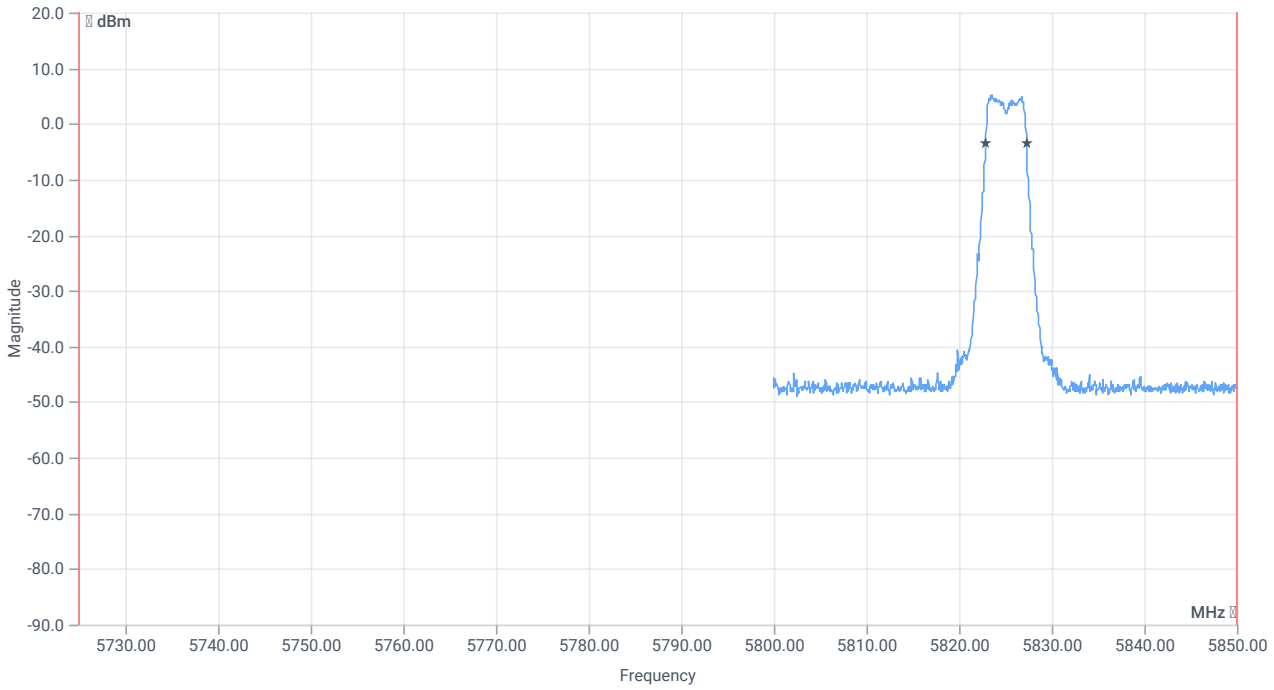

BW within band 99PCT

RESULT

DESCRIPTION	LOWER LIMIT	UPPER LIMIT	MEASURED	UNIT	VERDICT
Bandwidth 99%	---	---	4.446	MHz	INFO
T1 99%	5725.000000	---	5822.8521	MHz	PASS
T2 99%	---	5850.000000	5827.2977	MHz	PASS since U-NII-4 is supported

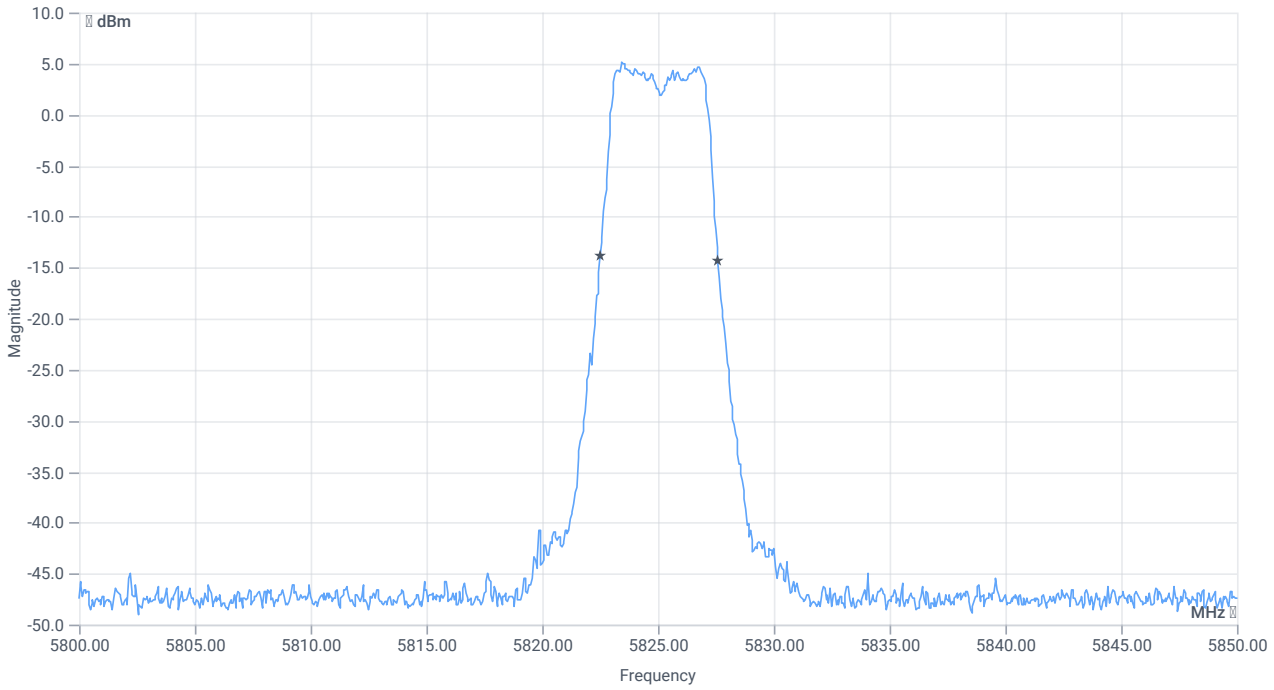

BW 20dB

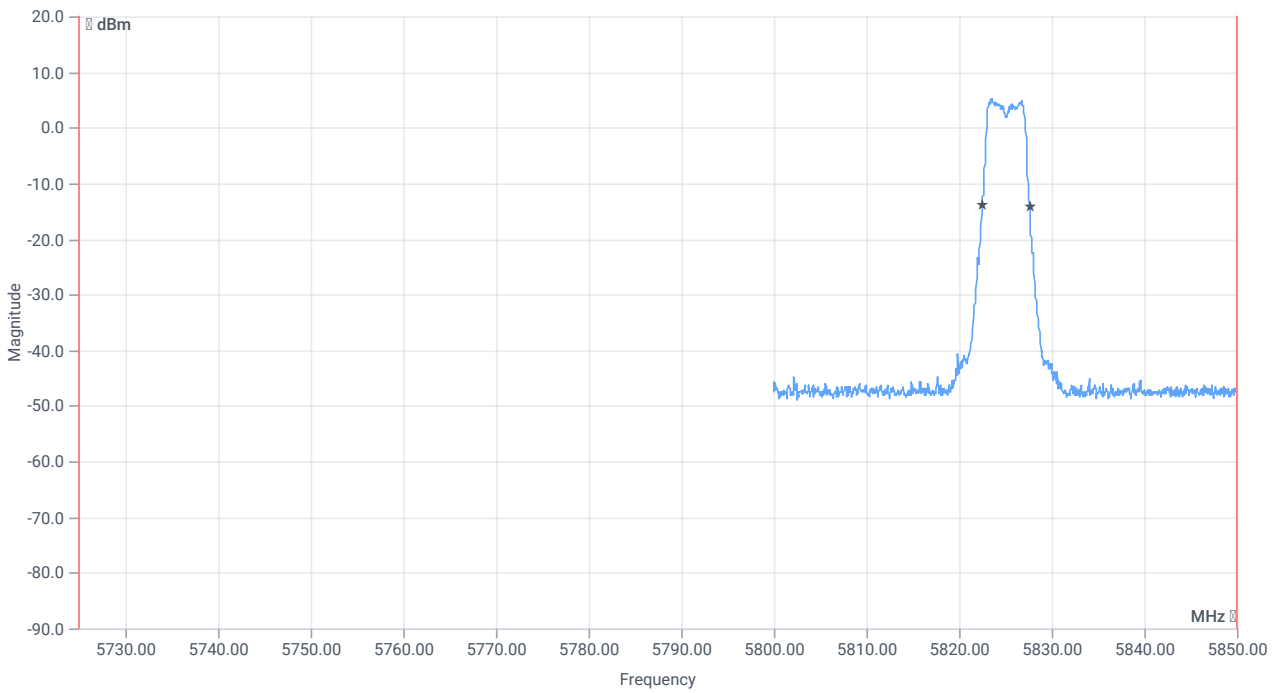

BW within band 20dB

RESULT

DESCRIPTION	LOWER LIMIT	UPPER LIMIT	MEASURED	UNIT	VERDICT
Bandwidth 20dB	---	---	5.1	MHz	INFO
T1 20dB	5725.000000	---	5822.5000	MHz	PASS

RESULT

DESCRIPTION	LOWER LIMIT	UPPER LIMIT	MEASURED	UNIT	VERDICT
T2 20dB	---	5850.000000	5827.6000	MHz	PASS since U-NII-4 is supported

Verdict
PASS

ISED RSS247 # Max output power and psd ~ WLAN5Gx a mode U-NII-3

References

TC start	01.06.2026 15:20:14
Ambit temp (test rack) [°C] | humidity [rel%]	23.1 | 44
System version	6.0.7.5
Standard | Version	ISED RSS247 | NI
Method	
Description	ISED Max Output Power & PSD - WLAN5Gx a mode U-NII-3
Information	U-NII-3_OFDM_a-mode_5Mhz_ANT1_PS10 avg

EUT Common Settings WLAN5Gx

Number of antenna ports	2
User Interaction	No
Device class U-NII-1 (FCC)	Client
Limit W52 japan	Standard
TPC supported	No
Vehicle use (ISED)	No

Equipment

Signal analyzer,Rohde&Schwarz,FSV-40,1307.9002K40/101042,3.71
Switch matrix,cetecom advanced GmbH,USM,B002,1.0.0

Test Parameter

Technology to test	WLAN5Gx a mode
EUT port	EUT1
Temperature	nom
Voltage	nom
Frequency low to test	False | Freq [MHz] 5745
Frequency mid to test	False | Freq [MHz] 5785
Frequency high to test	True | Freq [MHz] 5825
Auto control enabled power supply | Climatic Box	No | No
Additional path loss [dB]	0
Full path type	EUT_SA_GEN_SIG
Full path name	EUT1.MP.SIG1/EUT1.SA/EUT1.GEN1/EUT1.GEN2/
Switch bits	00010001:00010001:00000000:00000001

Test at TX 5825 MHz

RESULT: Reference power cond.

DESCRIPTION	LOWER LIMIT	UPPER LIMIT	MEASURED	UNIT	VERDICT
Ref. power 1MHz/1MHz cond.	---	---	9.08	dBm	INFO
Ref. frequency	---	---	5823.600	MHz	INFO

Evaluation max. duty cycle

Duty cycle evaluation

DESCRIPTION	LOWER LIMIT	UPPER LIMIT	MEASURED	UNIT	VERDICT
Duty cycle min	---	---	0	dB	DC > 98% defined

Evaluation bandwidth

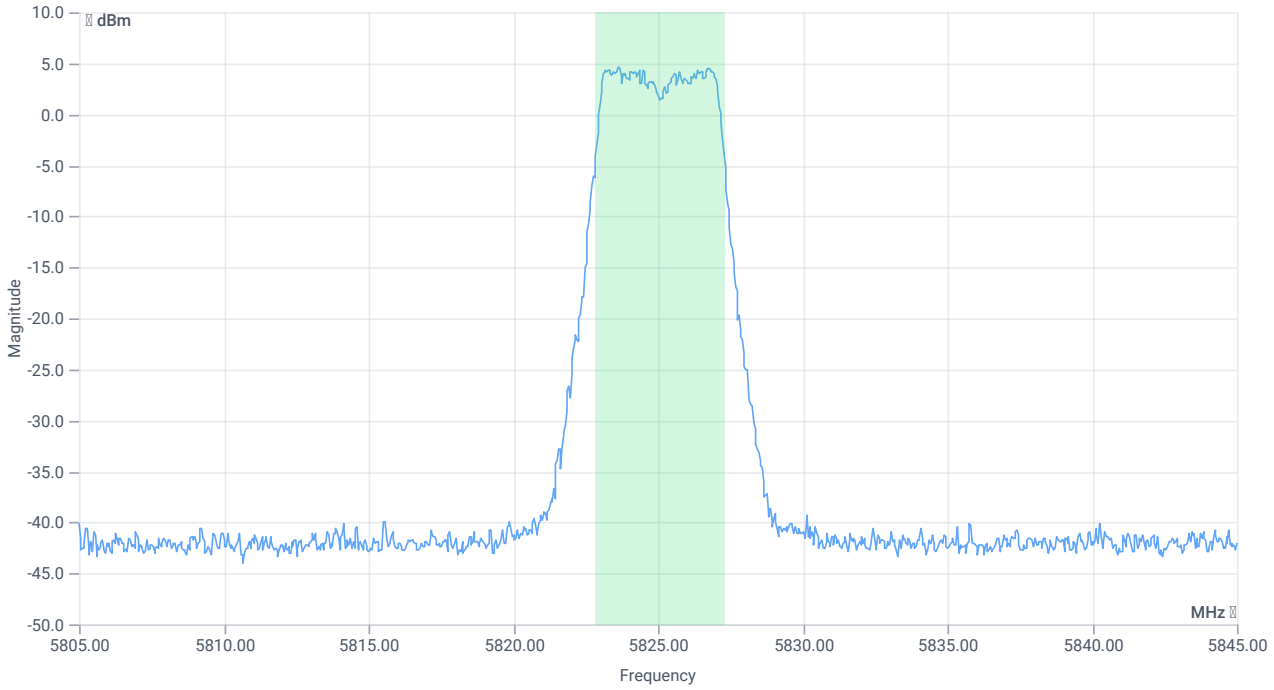

BW 99PCT

RESULT

DESCRIPTION	LOWER LIMIT	UPPER LIMIT	MEASURED	UNIT	VERDICT
Bandwidth 99%	---	---	4.476	MHz	INFO
T1 99%	---	---	5822.8022	MHz	INFO
T2 99%	---	---	5827.2777	MHz	INFO

Maximum Output Power

Antenna gain

Considered antenna gain [dBi]:	5.8 @ 5825 MHz

READ SA SETTINGS:

RefLevel [dBm] | RefLevelOffset [dB] | InpAtt [dB]	21.08 | 13.38 | 25
Start [MHz] | Stop [MHz]	5805.000 | 5845.000
RBW [MHz] | VBW [MHz]	1.000000 | 3.000000
Detector | TraceMode	RMS | MAXH
Sweep: time [ms] | count | points per Section | type	59600 | 1 | 161 | SWE

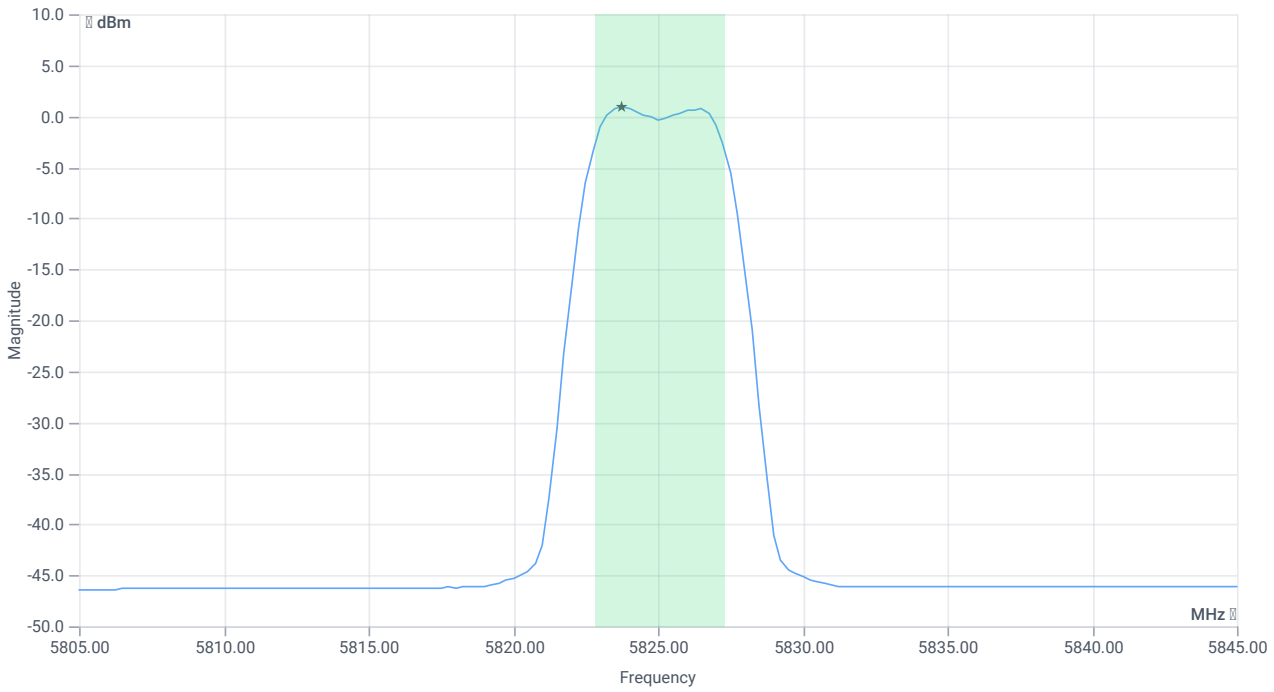

Max OP and PSD (without antenna gain)

RESULT

DESCRIPTION	LOWER LIMIT	UPPER LIMIT	MEASURED	UNIT	VERDICT
Max output power cond	---	---	6.33	dBm	INFO
Duty cycle correction	---	---	0	dB	INFO
LIMIT absolute cond					
Max output power DC corrected cond	---	30	6.33	dBm	PASS
Antenna gain applied			5.8	dBi	INFO
LIMIT absolute eirp (RSS-247 §6.2.4)					
Max output power DC corrected eirp	---	36	12.13	dBm	PASS

READ SA SETTINGS:

RefLevel [dBm] | RefLevelOffset [dB] | InpAtt [dB]	21.08 | 13.38 | 25
Start [MHz] | Stop [MHz]	5805.000 | 5845.000
RBW [MHz] | VBW [MHz]	0.500000 | 3.000000
Detector | TraceMode	RMS | MAXH
Sweep: time [ms] | count | points per Section | type	59600 | 1 | 161 | SWE

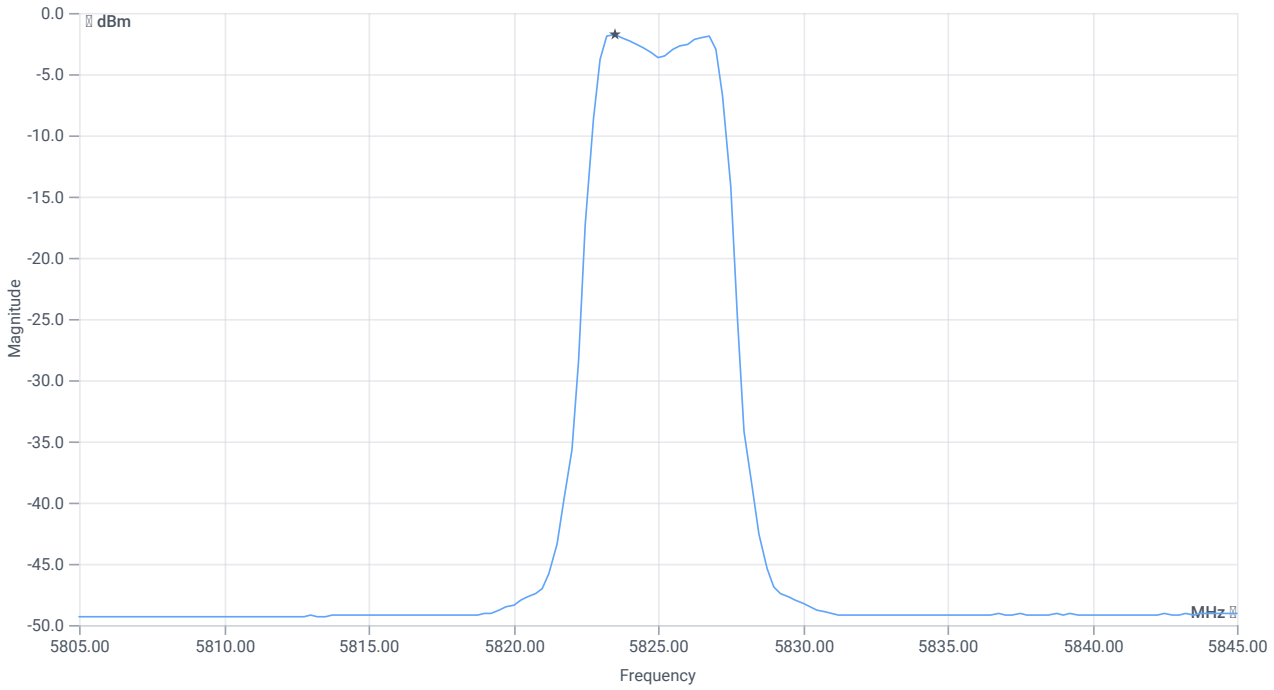

PSD UNII-3

RESULT

DESCRIPTION	LOWER LIMIT	UPPER LIMIT	MEASURED	UNIT	VERDICT
Power spectral density cond	---		-1.74	dBm/0.5MHz	INFO
Power spectral density DC corrected cond	---	30	-1.74	dBm/0.5MHz	PASS

Verdict
PASS

FCC 15.407 # Max output power and psd ~ WLAN5Gx a mode U-NII-3

References

TC start	01.06.2026 15:17:36
Ambit temp (test rack) [°C] | humidity [rel%]	23.1 | 44
System version	6.0.7.5
Standard | Version	FCC 15.407 | NI
Method	KDB789033 D02, F., E.2.e.
Description	FCC 15.407 Max Output Power & PSD - WLAN5Gx a mode U-NII-3
Information	U-NII-3_OFDM_a-mode_5Mhz_ANT1_PS10 avg

EUT Common Settings WLAN5Gx

Number of antenna ports	2
User Interaction	No
Device class U-NII-1 (FCC)	Client
Limit W52 japan	Standard
TPC supported	No
Vehicle use (ISED)	No

Equipment

Signal analyzer,Rohde&Schwarz,FSV-40,1307.9002K40/101042,3.71
Switch matrix,cetecom advanced GmbH,USM,B002,1.0.0

Test Parameter

Technology to test	WLAN5Gx a mode
EUT port	EUT1
Temperature	nom
Voltage	nom
Frequency low to test	False | Freq [MHz] 5745
Frequency mid to test	False | Freq [MHz] 5785
Frequency high to test	True | Freq [MHz] 5825
Auto control enabled power supply | Climatic Box	No | No
Additional path loss [dB]	0
Full path type	EUT_SA_GEN_SIG
Full path name	EUT1.MP.SIG1/EUT1.SA/EUT1.GEN1/EUT1.GEN2/
Switch bits	00010001:00010001:00000000:00000001

Test at TX 5825 MHz

RESULT: Reference power cond.

DESCRIPTION	LOWER LIMIT	UPPER LIMIT	MEASURED	UNIT	VERDICT
Ref. power 1MHz/1MHz cond.	---	---	8.95	dBm	INFO
Ref. frequency	---	---	5826.200	MHz	INFO

Evaluation max. duty cycle

Duty cycle evaluation

DESCRIPTION	LOWER LIMIT	UPPER LIMIT	MEASURED	UNIT	VERDICT
Duty cycle min	---	---	0	dB	DC > 98% defined

Evaluation bandwidth

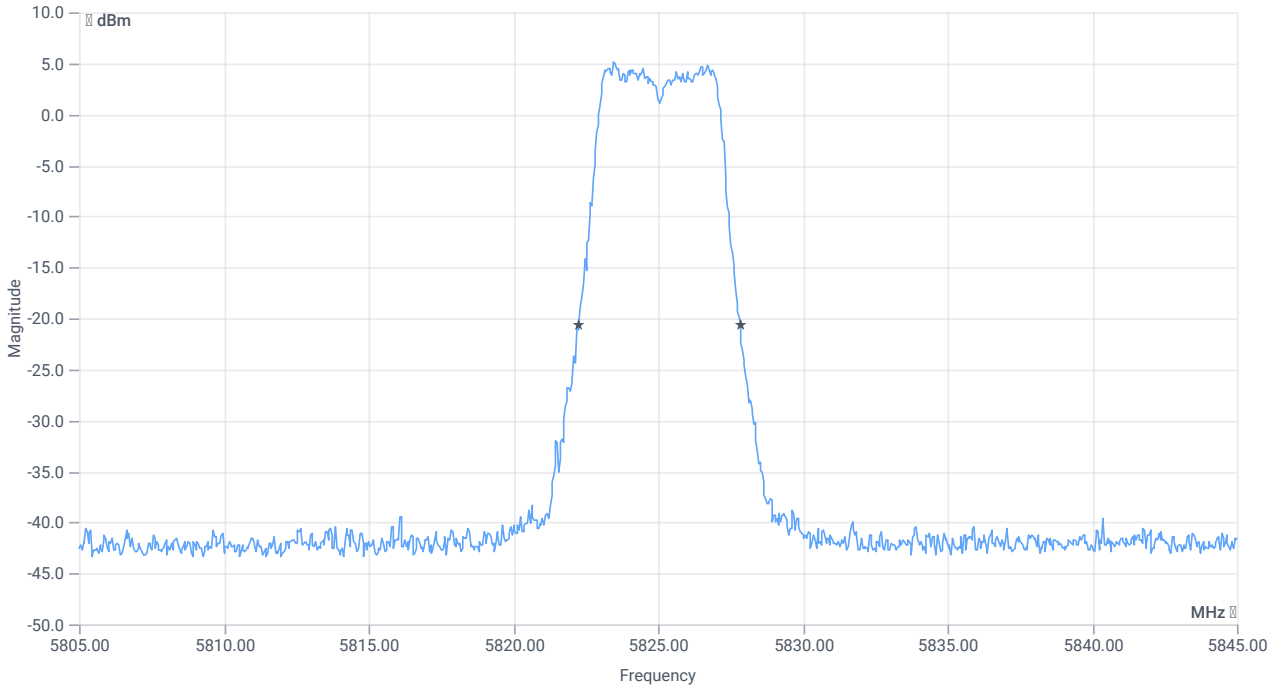

BW 26dB

RESULT

DESCRIPTION	LOWER LIMIT	UPPER LIMIT	MEASURED	UNIT	VERDICT
Bandwidth 26dB	---	---	5.56	MHz	INFO
T1 26dB	---	---	5822.2800	MHz	INFO
T2 26dB	---	---	5827.8400	MHz	INFO

Maximum Output Power

READ SA SETTINGS:

RefLevel [dBm] | RefLevelOffset [dB] | InpAtt [dB]	20.95 | 13.38 | 25
Start [MHz] | Stop [MHz]	5805.000 | 5845.000
RBW [MHz] | VBW [MHz]	1.000000 | 3.000000
Detector | TraceMode	RMS | MAXH
Sweep: time [ms] | count | points per Section | type	59600 | 1 | 161 | SWE

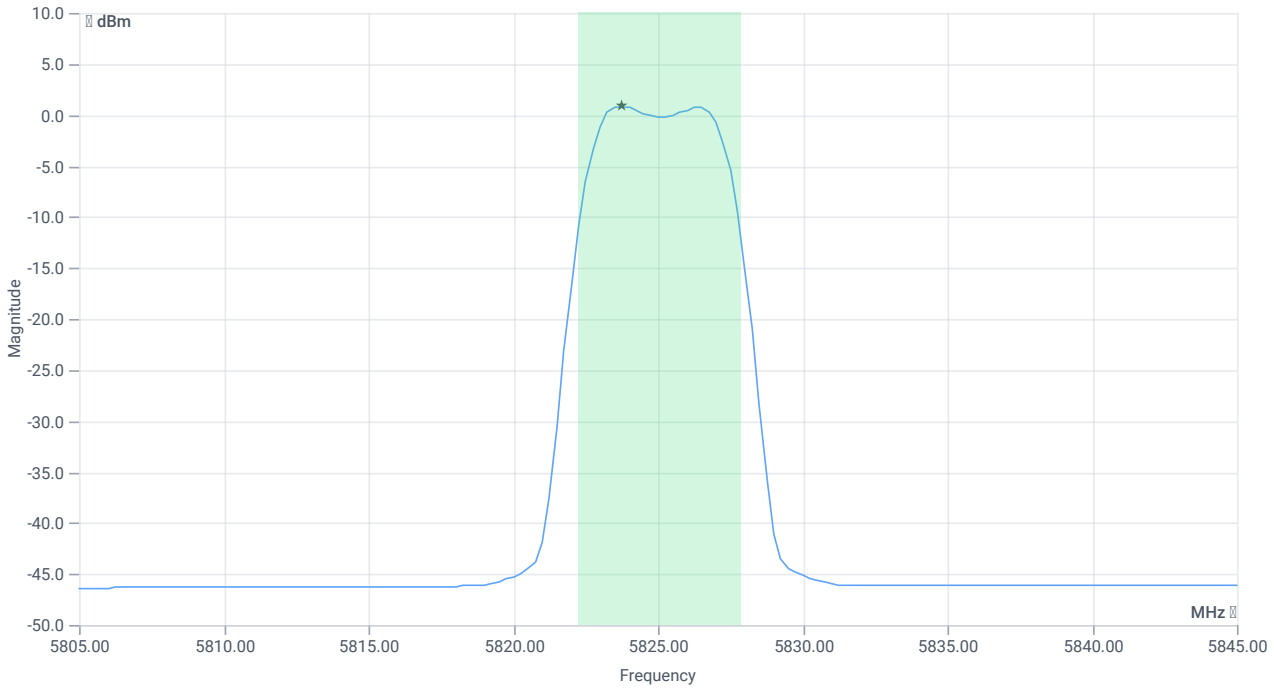

Max OP and PSD

RESULT

CONDUCTED LIMITS FOR MAX ANTENNA GAIN OF 6 D BI					
Description	Lower Limit	Upper Limit	Measured	Unit	Verdict
Max output power cond	---	---	6.58	dBm	INFO
Duty cycle correction	---	---	0	dB	INFO
LIMIT absolute:					
Max output power DC corrected cond	---	30	6.58	dBm	PASS
LIMIT: 11 dBm + 10 log 5.56					
Max output power DC corrected cond	---	18.45	6.58	dBm	na

Power Spectral Density U-NII-3

READ SA SETTINGS:

RefLevel [dBm] | RefLevelOffset [dB] | InpAtt [dB]	20.95 | 13.38 | 25

READ SA SETTINGS:

Start [MHz] | Stop [MHz]	5805.000 | 5845.000
RBW [MHz] | VBW [MHz]	0.500000 | 3.000000
Detector | TraceMode	RMS | MAXH
Sweep: time [ms] | count | points per Section | type	59600 | 1 | 161 | SWE

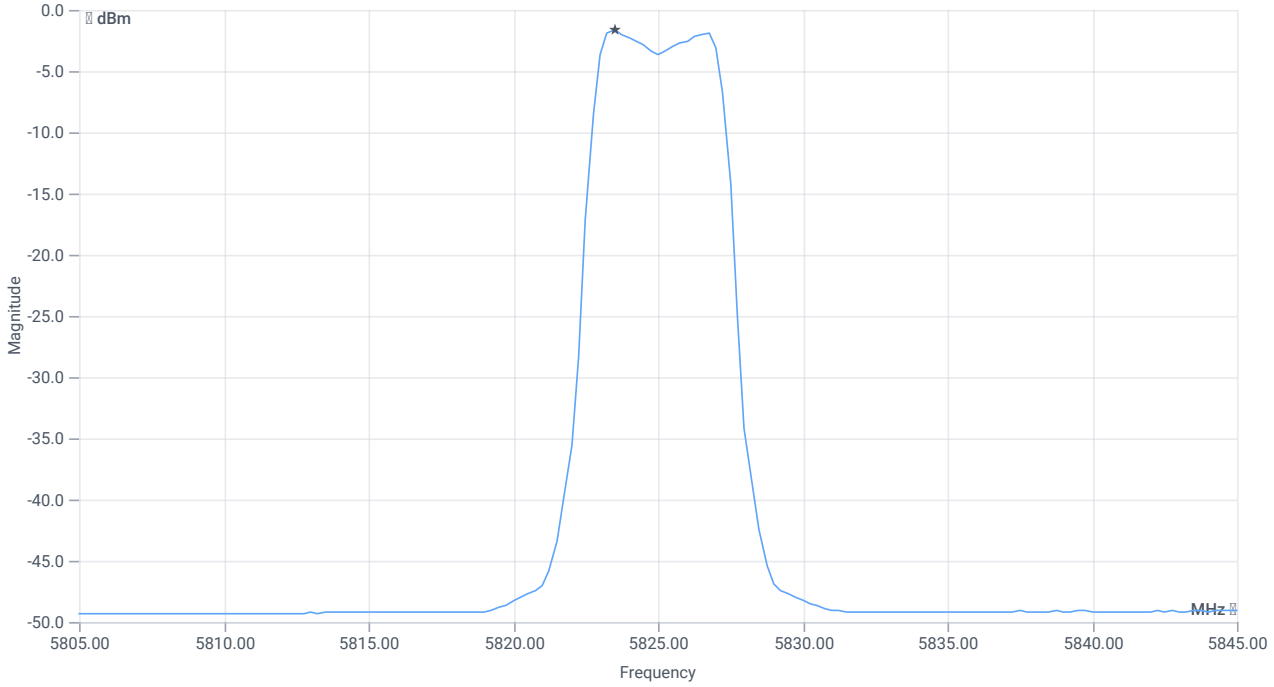

PSD UNII-3

RESULT

CONDUCTED LIMITS FOR MAX ANTENNA GAIN OF 6 D BI					
Description	Lower Limit	Upper Limit	Measured	Unit	Verdict
Power spectral density cond	---	---	-1.65	dBm/0.5MHz	INFO
Duty cycle correction	---	---	0	dB	INFO
Power spectral density DC corrected cond	---	30	-1.65	dBm/0.5MHz	PASS

Verdict
PASS

NA # Peak output power 3MHz/3MHz ~ WLAN5Gx a mode U-NII-3

References

TC start	01.06.2026 15:17:09
Ambit temp (test rack) [°C] | humidity [rel%]	23.1 | 44
System version	6.0.7.5
Standard | Version	NA | NI
Method	
Description	Peak OP 3MHz/3MHz - WLAN5Gx a mode U-NII-3
Information	U-NII-3_OFDM_a-mode_5Mhz_ANT1_PS10 avg

EUT Common Settings WLAN5Gx

Number of antenna ports	2
User Interaction	No
Device class U-NII-1 (FCC)	Client
Limit W52 japan	Standard
TPC supported	No
Vehicle use (ISED)	No

Equipment

Signal analyzer,Rohde&Schwarz,FSV-40,1307.9002K40/101042,3.71
Switch matrix,cetecom advanced GmbH,USM,B002,1.0.0

Test Parameter

Technology to test	WLAN5Gx a mode
EUT port	EUT1
Temperature	nom
Voltage	nom
Frequency low to test	False | Freq [MHz] 5745
Frequency mid to test	False | Freq [MHz] 5785
Frequency high to test	True | Freq [MHz] 5825
Auto control enabled power supply | Climatic Box	No | No
Additional path loss [dB]	0
Full path type	EUT_SA_GEN_SIG
Full path name	EUT1.MP.SIG1/EUT1.SA/EUT1.GEN1/EUT1.GEN2/
Switch bits	00010001:00010001:00000000:00000001

Test at TX 5825 MHz

RESULT: Reference power cond.

DESCRIPTION	LOWER LIMIT	UPPER LIMIT	MEASURED	UNIT	VERDICT
Ref. power 1MHz/1MHz cond.	---	---	9.01	dBm	INFO
Ref. frequency	---	---	5823.600	MHz	INFO

READ SA SETTINGS:

RefLevel [dBm] | RefLevelOffset [dB] | InpAtt [dB]	21.01 | 13.38 | 25
Start [MHz] | Stop [MHz]	5800.000 | 5850.000
RBW [MHz] | VBW [MHz]	3.000000 | 3.000000
Detector | TraceMode	POS | MAXH
Sweep: time [ms] | count | points per Section | type	300 | 20 | 1001 | SWE

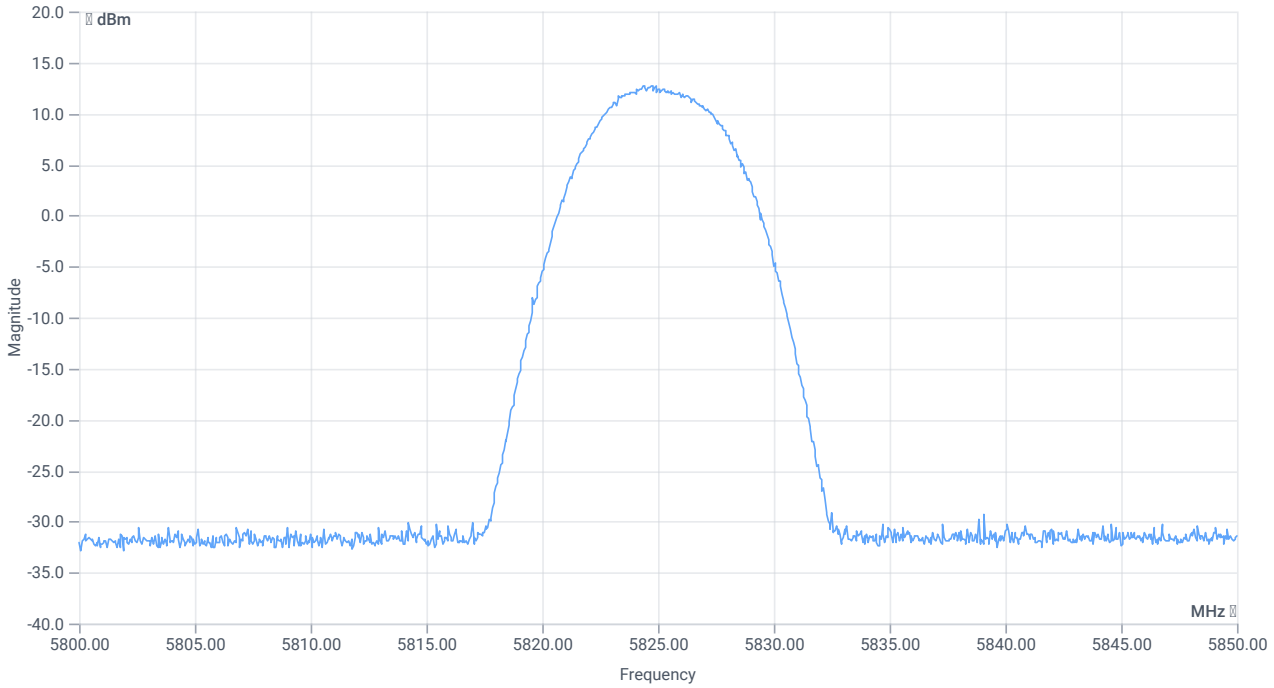

Peak output power

RESULT

DESCRIPTION	LOWER LIMIT	UPPER LIMIT	MEASURED	UNIT	VERDICT
Peak Power	---	---	12.71	dBm	INFO
Peak Power	---	---	18.663797	mW	INFO
Frequency at Peak	---	---	5824.7	MHz	INFO

Verdict
PASS

NA # Message with SA scan ~

References

TC start	01.06.2026 15:16:46
Ambit temp (test rack) [°C] | humidity [rel%]	23.1 | 44
System version	6.0.7.5
Standard | Version	NA | NI
Method	
Description	Message with SA Scan a_mode_U_NII_3
Information	U-NII-3_OFDM_a-mode_5Mhz_ANT1_PS10 avg

Equipment

Signal analyzer,Rohde&Schwarz,FSV-40,1307.9002K40/101042,3.71
Switch matrix,cetecom advanced GmbH,USM,B002,1.0.0

Test Parameter

Full path type	EUT_SA_GEN_SIG
Full path name	EUT1.MP.SIG1/EUT1.SA/EUT1.GEN1/EUT1.GEN2/
Switch bits	00010001:00010001:00000000:00000001
Message start	01.06.2026 15:16:49
Message	set WLAN5Gx to a_mode_U_NII_3, Frequency [MHz] 5825 Information: U-NII-3_OFDM_a-mode_5Mhz_ANT1_PS10 avg

Verdict
INFO

FCC 15.407, ISED RSS247 # Emission mask (eirp) ~ WLAN5Gx a mode U-NII-3

References

TC start	01.06.2026 15:16:06
Ambit temp (test rack) [°C] | humidity [rel%]	23.1 | 44
System version	6.0.7.5
Standard | Version	FCC 15.407, ISED RSS247 | NI
Method	NI
Description	FCC 15.407 Emission mask - WLAN5Gx a mode U-NII-3
Information	U-NII-3_OFDM_a-mode_5Mhz_ANT1_PS10 avg

EUT Common Settings WLAN5Gx

Number of antenna ports	2
User Interaction	No
Device class U-NII-1 (FCC)	Client
Limit W52 japan	Standard
TPC supported	No
Vehicle use (ISED)	No

Equipment

Signal analyzer,Rohde&Schwarz,FSV-40,1307.9002K40/101042,3.71
Switch matrix,cetecom advanced GmbH,USM,B002,1.0.0

Test Parameter

Technology to test	WLAN5Gx a mode
EUT port	EUT1
Temperature	nom
Voltage	nom
Frequency low to test	False | Freq [MHz] 5745
Frequency mid to test	True | Freq [MHz] 5785
Frequency high to test	False | Freq [MHz] 5825
Auto control enabled power supply | Climatic Box	No | No
Additional path loss [dB]	0
Full path type	EUT_SA_GEN_SIG
Full path name	EUT1.MP.SIG1/EUT1.SA/EUT1.GEN1/EUT1.GEN2/
Switch bits	00010001:00010001:00000000:00000001

Test at TX 5785 MHz

Number of antenna ports: 2

reduction of limit due to number of antenna ports [dB]: 3

RESULT: Reference power cond.

DESCRIPTION	LOWER LIMIT	UPPER LIMIT	MEASURED	UNIT	VERDICT
Ref. power 1MHz/1MHz cond.	---	---	7.88	dBm	INFO
Ref. frequency	---	---	5783.800	MHz	INFO

Antenna gain

Considered antenna gain [dBi]:	6.06 / max found in range 5625 to 5950 MHz

READ SA SETTINGS:

RefLevel [dBm] | RefLevelOffset [dB] | InpAtt [dB]	10.88 | 12.84 | 15
Start [MHz] | Stop [MHz]	5625.000 | 5950.000
RBW [MHz] | VBW [MHz]	1.000000 | 3.000000
Detector | TraceMode	POS | MAXH
Sweep: time [ms] | count | points per Section | type	1 | 2500 | 1001 | SWE

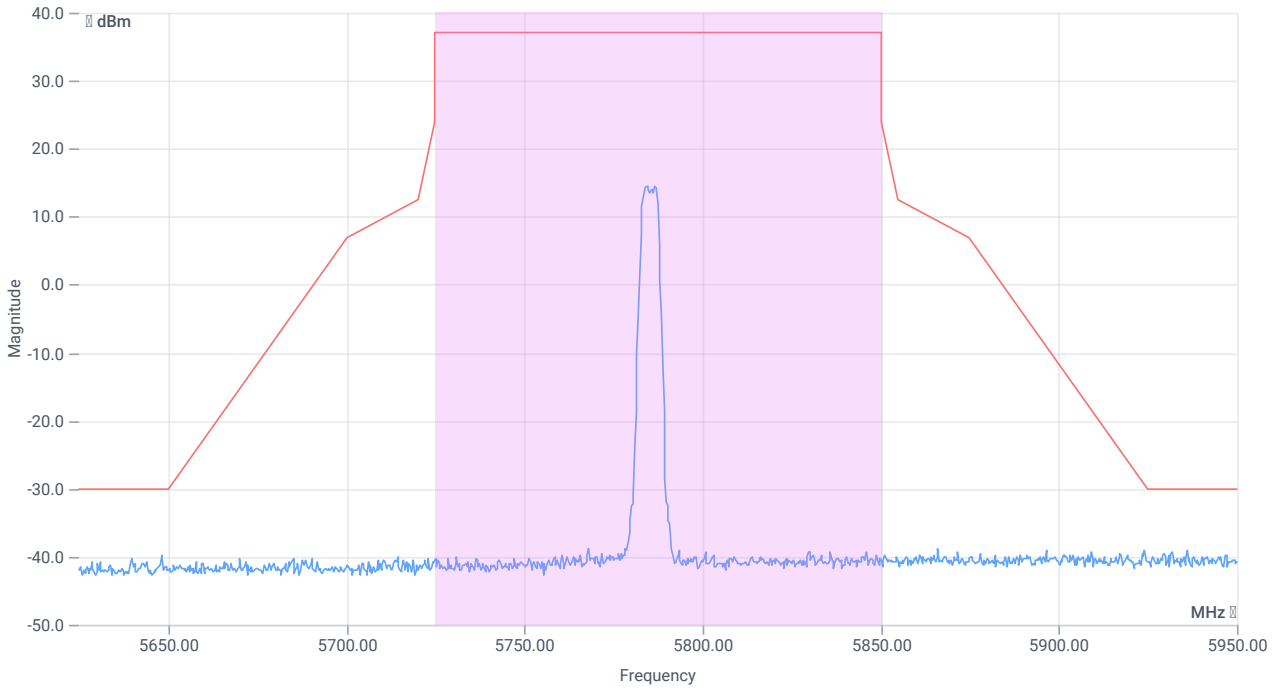

Emission Mask (e.i.r.p)

RESULT

DESCRIPTION	LOWER LIMIT	UPPER LIMIT	MEASURED	UNIT	VERDICT

Verdict
PASS

FCC 15.407, ISED RSS247 # Minimum emission bandwidth ~ WLAN5Gx a mode U-NII-3

References

TC start	01.06.2026 15:15:18
Ambit temp (test rack) [°C] | humidity [rel%]	23.1 | 44
System version	6.0.7.5
Standard | Version	FCC 15.407, ISED RSS247 | NI
Method	KDB789033 D02, C.2.
Description	FCC 15.407 Min Emission Bandwidth - WLAN5Gx a mode U-NII-3
Information	U-NII-3_OFDM_a-mode_5Mhz_ANT1_PS10 avg

EUT Common Settings WLAN5Gx

Number of antenna ports	2
User Interaction	No
Device class U-NII-1 (FCC)	Client
Limit W52 japan	Standard
TPC supported	No
Vehicle use (ISED)	No

Equipment

Signal analyzer,Rohde&Schwarz,FSV-40,1307.9002K40/101042,3.71
Switch matrix,cetecom advanced GmbH,USM,B002,1.0.0

Test Parameter

Technology to test	WLAN5Gx a mode
EUT port	EUT1
Temperature	nom
Voltage	nom
Frequency low to test	False | Freq [MHz] 5745
Frequency mid to test	True | Freq [MHz] 5785
Frequency high to test	False | Freq [MHz] 5825
Auto control enabled power supply | Climatic Box	No | No
Additional path loss [dB]	0
Full path type	EUT_SA_GEN_SIG
Full path name	EUT1.MP.SIG1/EUT1.SA/EUT1.GEN1/EUT1.GEN2/
Switch bits	00010001:00010001:00000000:00000001

Test at TX 5785 MHz

RESULT: Reference power cond.

DESCRIPTION	LOWER LIMIT	UPPER LIMIT	MEASURED	UNIT	VERDICT
Ref. power 1MHz/1MHz cond.	---	---	7.78	dBm	INFO
Ref. frequency	---	---	5784.400	MHz	INFO

READ SA SETTINGS:

RefLevel [dBm] | RefLevelOffset [dB] | InpAtt [dB]	19.78 | 12.84 | 25
Start [MHz] | Stop [MHz]	5760.000 | 5810.000
RBW [MHz] | VBW [MHz]	0.100000 | 0.300000
Detector | TraceMode	POS | MAXH
Sweep: time [ms] | count | points per Section | type	2 | 1500 | 1001 | SWE

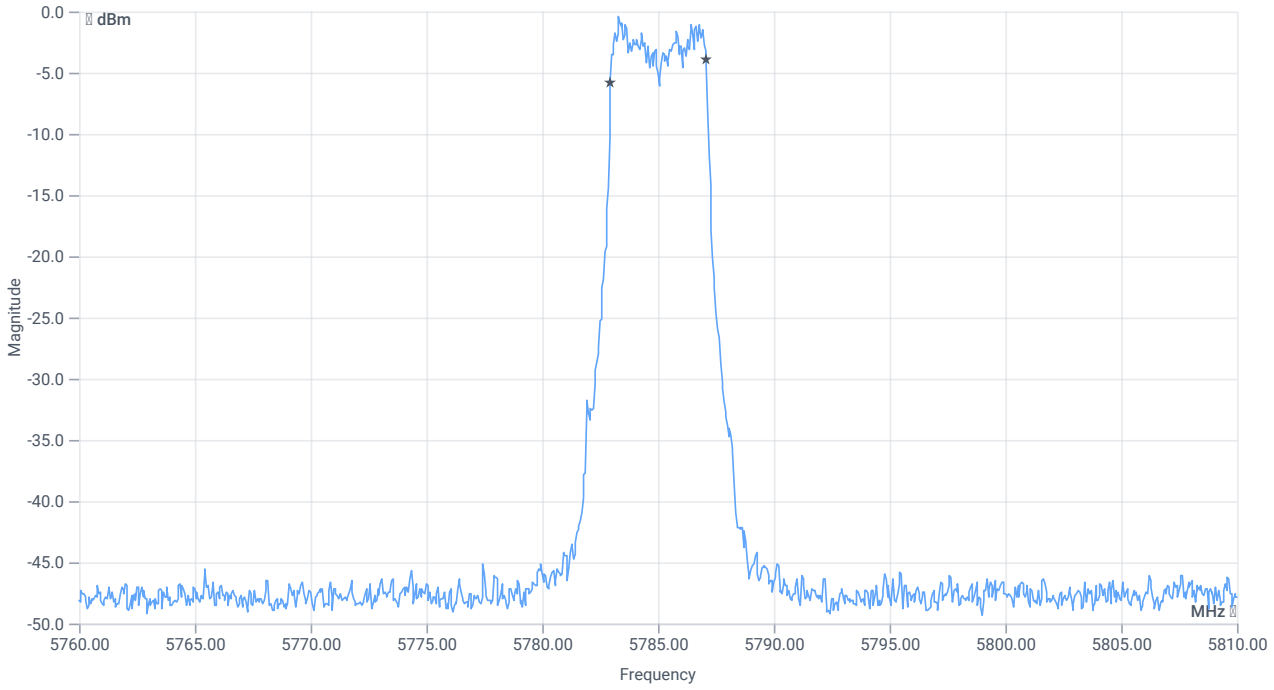

BW 6dB

RESULT

DESCRIPTION	LOWER LIMIT	UPPER LIMIT	MEASURED	UNIT	VERDICT
Bandwidth (6dB)	0.500	---	4.15	MHz	PASS

Verdict
PASS

FCC 15.407, ISED RSS247 # Bandwidths 99PCT and 26dB (UNII-3 20dB) ~ WLAN5Gx a mode U-NII-3

References

TC start	01.06.2026 15:14:45
Ambit temp (test rack) [°C] | humidity [rel%]	23.1 | 44
System version	6.0.7.5
Standard | Version	FCC 15.407, ISED RSS247 | NI
Method	26dB Bandwidth KDB789033 D02, C.1 / ISED RSS-GEN
Description	FCC 15.407 Bandwidths - WLAN5Gx a mode U-NII-3
Information	U-NII-3_OFDM_a-mode_5Mhz_ANT1_PS10 avg

EUT Common Settings WLAN5Gx

Number of antenna ports	2
User Interaction	No
Device class U-NII-1 (FCC)	Client
Limit W52 japan	Standard
TPC supported	No
Vehicle use (ISED)	No

Equipment

Signal analyzer,Rohde&Schwarz,FSV-40,1307.9002K40/101042,3.71
Switch matrix,cetecom advanced GmbH,USM,B002,1.0.0

Test Parameter

Technology to test	WLAN5Gx a mode
EUT port	EUT1
Temperature	nom
Voltage	nom
Frequency low to test	False | Freq [MHz] 5745
Frequency mid to test	True | Freq [MHz] 5785
Frequency high to test	False | Freq [MHz] 5825
Auto control enabled power supply | Climatic Box	No | No
Additional path loss [dB]	0
Full path type	EUT_SA_GEN_SIG
Full path name	EUT1.MP.SIG1/EUT1.SA/EUT1.GEN1/EUT1.GEN2/
Switch bits	00010001:00010001:00000000:00000001

Test at TX 5785 MHz

RESULT: Reference power cond.

DESCRIPTION	LOWER LIMIT	UPPER LIMIT	MEASURED	UNIT	VERDICT
Ref. power 1MHz/1MHz cond.	---	---	7.36	dBm	INFO
Ref. frequency	---	---	5786.000	MHz	INFO

READ SA SETTINGS:

RefLevel [dBm] | RefLevelOffset [dB] | InpAtt [dB]	15.36 | 12.84 | 20
Start [MHz] | Stop [MHz]	5760.000 | 5810.000
RBW [MHz] | VBW [MHz]	0.300000 | 1.000000
Detector | TraceMode	POS | MAXH
Sweep: time [ms] | count | points per Section | type	1 | 2500 | 1001 | SWE

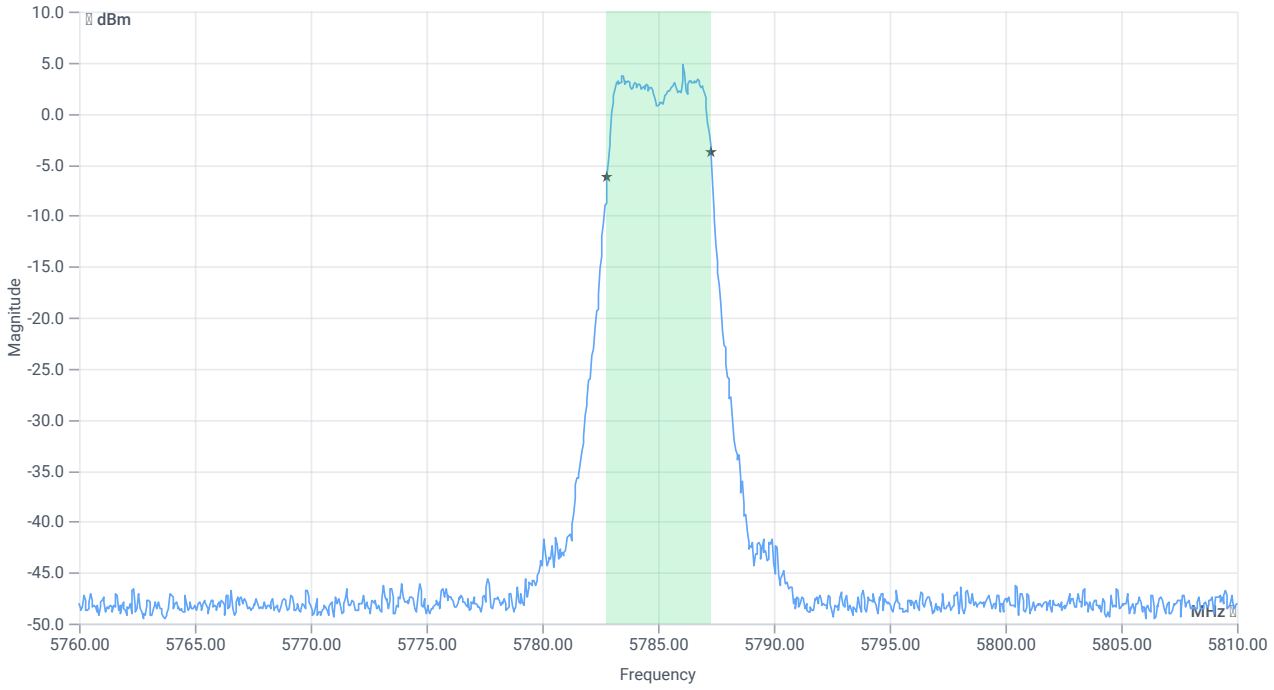

BW 99PCT

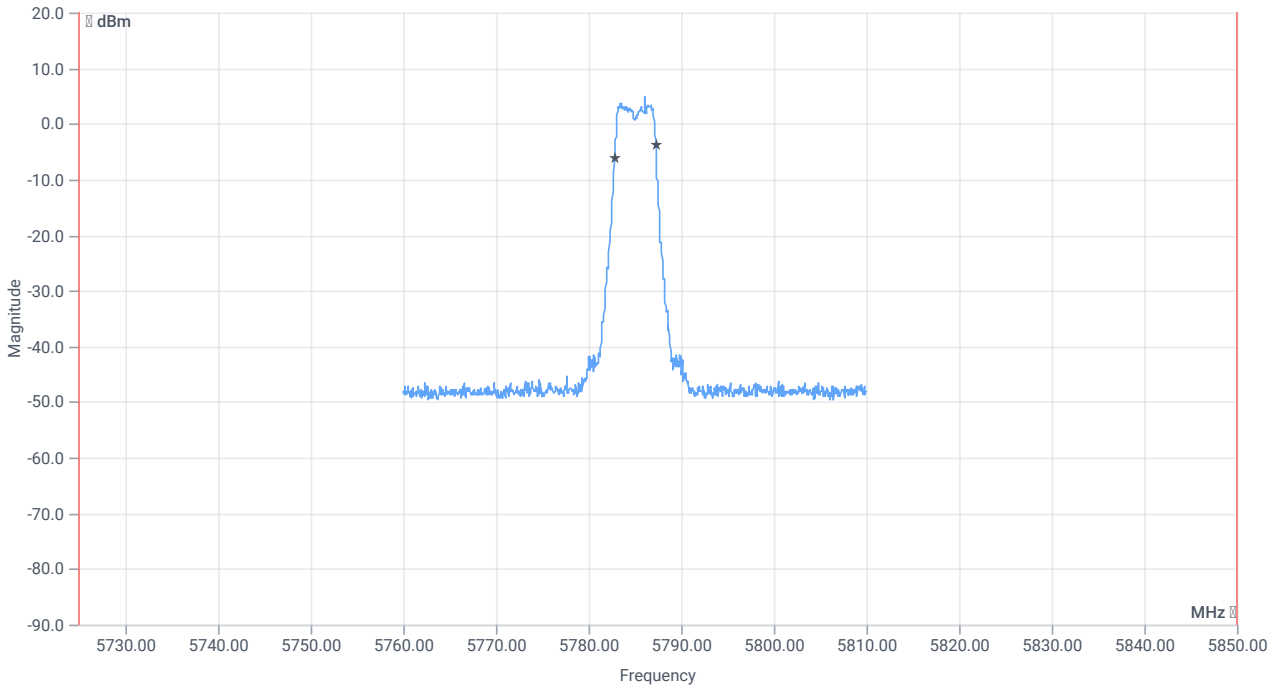

BW within band 99PCT

RESULT

DESCRIPTION	LOWER LIMIT	UPPER LIMIT	MEASURED	UNIT	VERDICT
Bandwidth 99%	---	---	4.496	MHz	INFO
T1 99%	5725.000000	---	5782.8022	MHz	PASS
T2 99%	---	5850.000000	5787.2977	MHz	PASS since U-NII-4 is supported

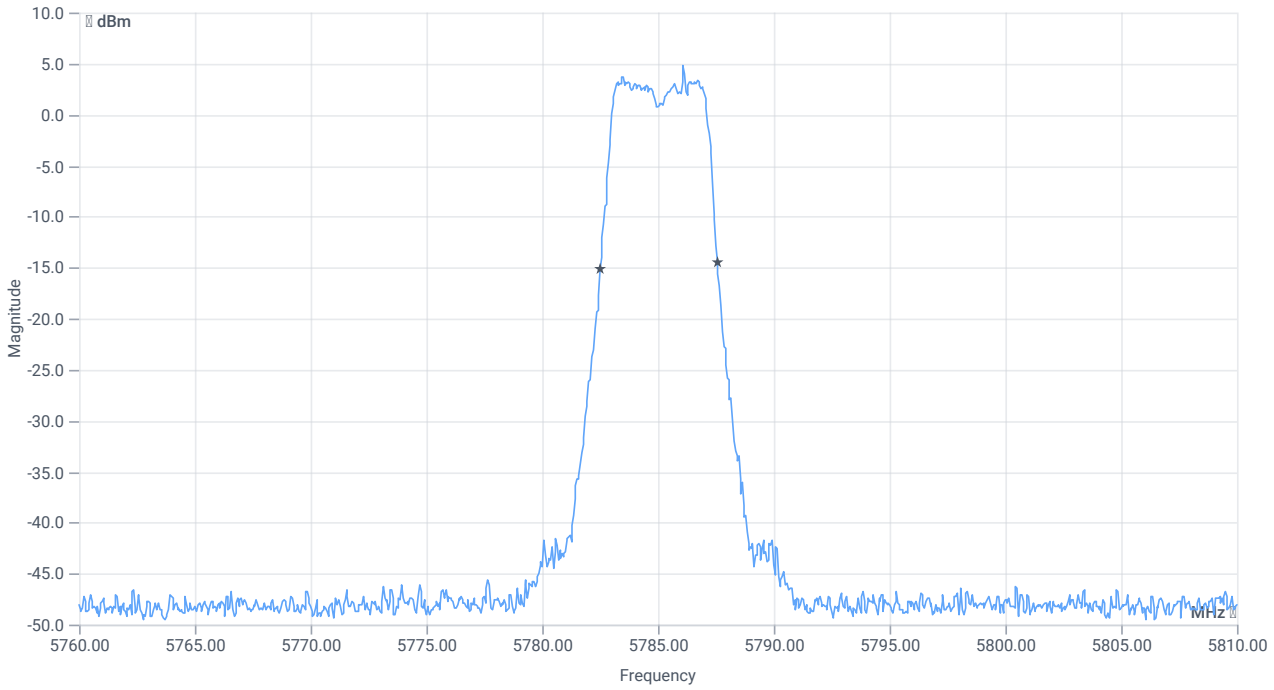

BW 20dB

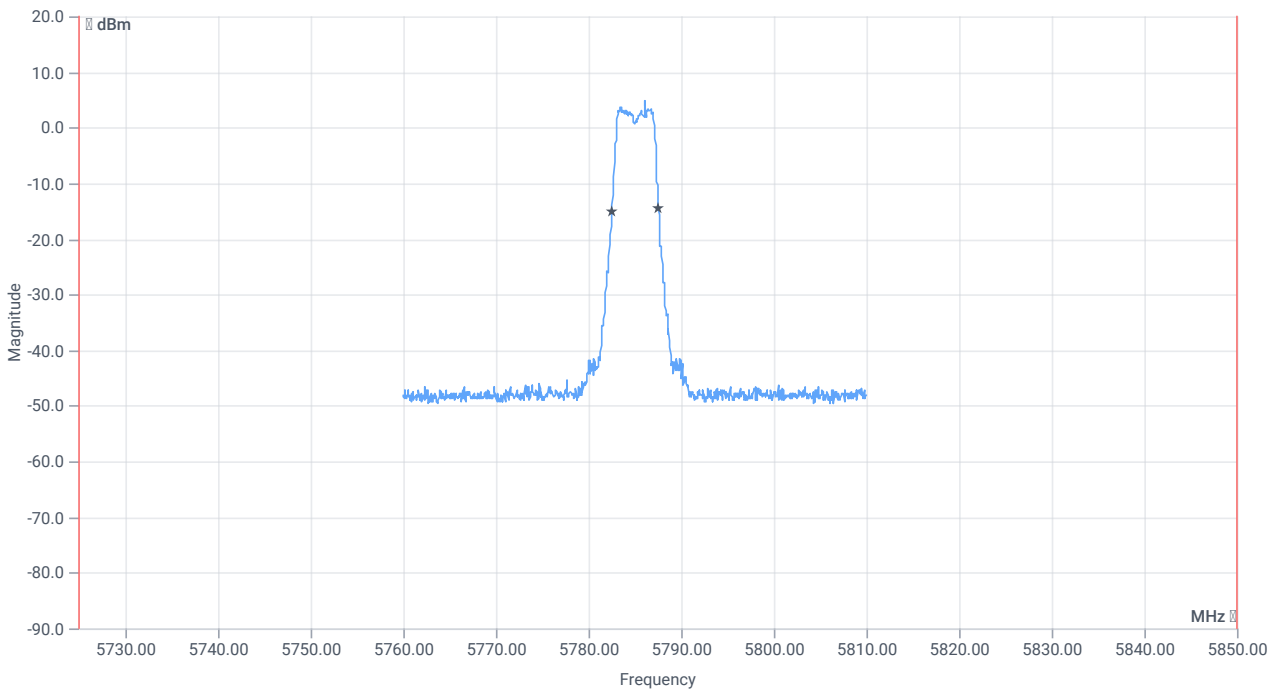

BW within band 20dB

RESULT

DESCRIPTION	LOWER LIMIT	UPPER LIMIT	MEASURED	UNIT	VERDICT
Bandwidth 20dB	---	---	5.05	MHz	INFO
T1 20dB	5725.000000	---	5782.5000	MHz	PASS

RESULT

DESCRIPTION	LOWER LIMIT	UPPER LIMIT	MEASURED	UNIT	VERDICT
T2 20dB	---	5850.000000	5787.5500	MHz	PASS since U-NII-4 is supported

Verdict
PASS

ISED RSS247 # Max output power and psd ~ WLAN5Gx a mode U-NII-3

References

TC start	01.06.2026 15:12:07
Ambit temp (test rack) [°C] | humidity [rel%]	23.1 | 44
System version	6.0.7.5
Standard | Version	ISED RSS247 | NI
Method	
Description	ISED Max Output Power & PSD - WLAN5Gx a mode U-NII-3
Information	U-NII-3_OFDM_a-mode_5Mhz_ANT1_PS10 avg

EUT Common Settings WLAN5Gx

Number of antenna ports	2
User Interaction	No
Device class U-NII-1 (FCC)	Client
Limit W52 japan	Standard
TPC supported	No
Vehicle use (ISED)	No

Equipment

Signal analyzer,Rohde&Schwarz,FSV-40,1307.9002K40/101042,3.71
Switch matrix,cetecom advanced GmbH,USM,B002,1.0.0

Test Parameter

Technology to test	WLAN5Gx a mode
EUT port	EUT1
Temperature	nom
Voltage	nom
Frequency low to test	False | Freq [MHz] 5745
Frequency mid to test	True | Freq [MHz] 5785
Frequency high to test	False | Freq [MHz] 5825
Auto control enabled power supply | Climatic Box	No | No
Additional path loss [dB]	0
Full path type	EUT_SA_GEN_SIG
Full path name	EUT1.MP.SIG1/EUT1.SA/EUT1.GEN1/EUT1.GEN2/
Switch bits	00010001:00010001:00000000:00000001

Test at TX 5785 MHz

RESULT: Reference power cond.

DESCRIPTION	LOWER LIMIT	UPPER LIMIT	MEASURED	UNIT	VERDICT
Ref. power 1MHz/1MHz cond.	---	---	7.50	dBm	INFO
Ref. frequency	---	---	5783.800	MHz	INFO

Evaluation max. duty cycle

Duty cycle evaluation

DESCRIPTION	LOWER LIMIT	UPPER LIMIT	MEASURED	UNIT	VERDICT
Duty cycle min	---	---	0	dB	DC > 98% defined

Evaluation bandwidth

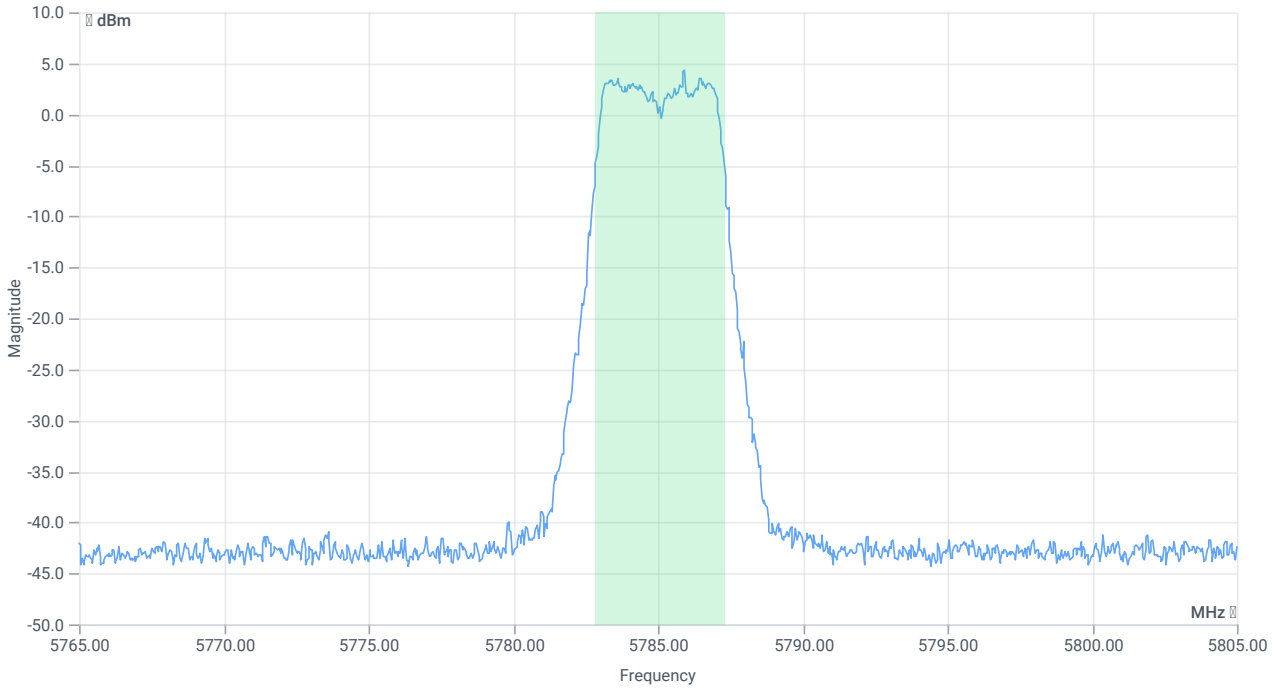

BW 99PCT

RESULT

DESCRIPTION	LOWER LIMIT	UPPER LIMIT	MEASURED	UNIT	VERDICT
Bandwidth 99%	---	---	4.436	MHz	INFO
T1 99%	---	---	5782.8422	MHz	INFO
T2 99%	---	---	5787.2777	MHz	INFO

Maximum Output Power

Antenna gain

Considered antenna gain [dBi]:	5.8 @ 5785 MHz

READ SA SETTINGS:

RefLevel [dBm] | RefLevelOffset [dB] | InpAtt [dB]	19.50 | 12.84 | 25
Start [MHz] | Stop [MHz]	5765.000 | 5805.000
RBW [MHz] | VBW [MHz]	1.000000 | 3.000000
Detector | TraceMode	RMS | MAXH
Sweep: time [ms] | count | points per Section | type	59600 | 1 | 161 | SWE

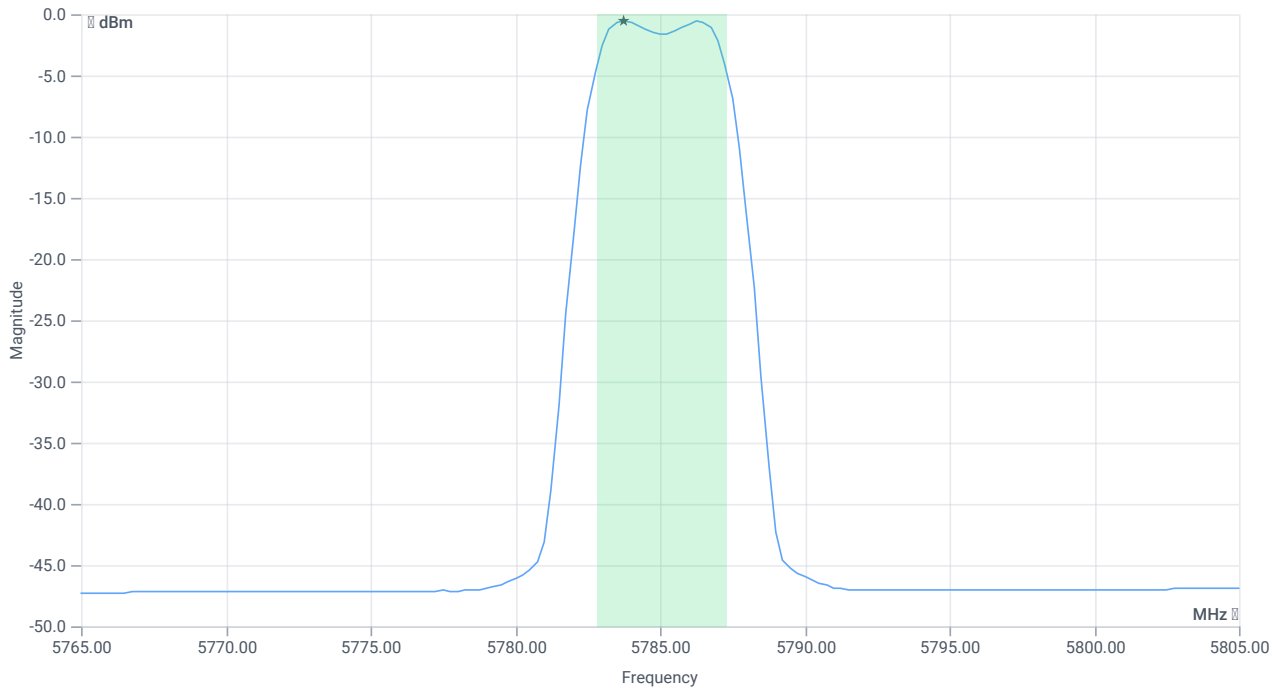

Max OP and PSD (without antenna gain)

RESULT

DESCRIPTION	LOWER LIMIT	UPPER LIMIT	MEASURED	UNIT	VERDICT
Max output power cond	---	---	4.94	dBm	INFO
Duty cycle correction	---	---	0	dB	INFO
LIMIT absolute cond					
Max output power DC corrected cond	---	30	4.94	dBm	PASS
Antenna gain applied			5.8	dBi	INFO
LIMIT absolute eirp (RSS-247 §6.2.4)					
Max output power DC corrected eirp	---	36	10.74	dBm	PASS

READ SA SETTINGS:

RefLevel [dBm] | RefLevelOffset [dB] | InpAtt [dB]	19.50 | 12.84 | 25
Start [MHz] | Stop [MHz]	5765.000 | 5805.000
RBW [MHz] | VBW [MHz]	0.500000 | 3.000000
Detector | TraceMode	RMS | MAXH
Sweep: time [ms] | count | points per Section | type	59600 | 1 | 161 | SWE

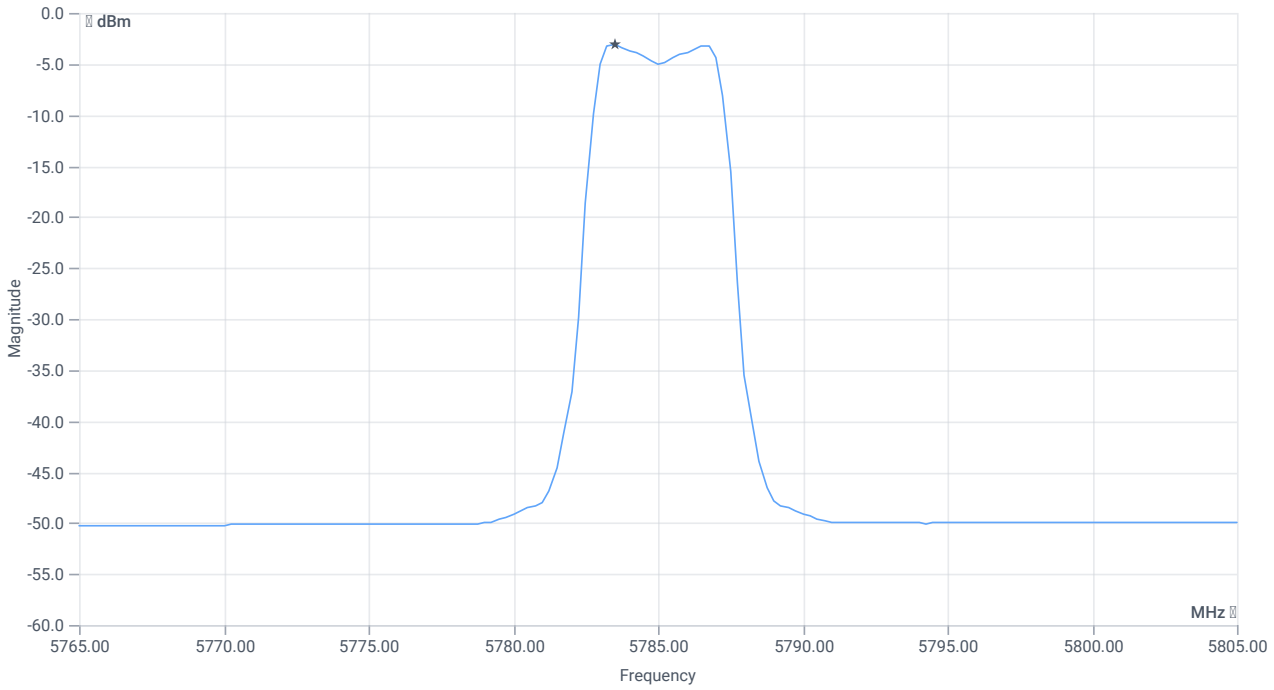

PSD UNII-3

RESULT

DESCRIPTION	LOWER LIMIT	UPPER LIMIT	MEASURED	UNIT	VERDICT
Power spectral density cond	---		-3.08	dBm/0.5MHz	INFO
Power spectral density DC corrected cond	---	30	-3.08	dBm/0.5MHz	PASS

Verdict
PASS

FCC 15.407 # Max output power and psd ~ WLAN5Gx a mode U-NII-3

References

TC start	01.06.2026 15:09:31
Ambit temp (test rack) [°C] | humidity [rel%]	23.0 | 44
System version	6.0.7.5
Standard | Version	FCC 15.407 | NI
Method	KDB789033 D02, F., E.2.e.
Description	FCC 15.407 Max Output Power & PSD - WLAN5Gx a mode U-NII-3
Information	U-NII-3_OFDM_a-mode_5Mhz_ANT1_PS10 avg

EUT Common Settings WLAN5Gx

Number of antenna ports	2
User Interaction	No
Device class U-NII-1 (FCC)	Client
Limit W52 japan	Standard
TPC supported	No
Vehicle use (ISED)	No

Equipment

Signal analyzer,Rohde&Schwarz,FSV-40,1307.9002K40/101042,3.71
Switch matrix,cetecom advanced GmbH,USM,B002,1.0.0

Test Parameter

Technology to test	WLAN5Gx a mode
EUT port	EUT1
Temperature	nom
Voltage	nom
Frequency low to test	False | Freq [MHz] 5745
Frequency mid to test	True | Freq [MHz] 5785
Frequency high to test	False | Freq [MHz] 5825
Auto control enabled power supply | Climatic Box	No | No
Additional path loss [dB]	0
Full path type	EUT_SA_GEN_SIG
Full path name	EUT1.MP.SIG1/EUT1.SA/EUT1.GEN1/EUT1.GEN2/
Switch bits	00010001:00010001:00000000:00000001

Test at TX 5785 MHz

RESULT: Reference power cond.

DESCRIPTION	LOWER LIMIT	UPPER LIMIT	MEASURED	UNIT	VERDICT
Ref. power 1MHz/1MHz cond.	---	---	6.84	dBm	INFO
Ref. frequency	---	---	5783.400	MHz	INFO

Evaluation max. duty cycle

Duty cycle evaluation

DESCRIPTION	LOWER LIMIT	UPPER LIMIT	MEASURED	UNIT	VERDICT
Duty cycle min	---	---	0	dB	DC > 98% defined

Evaluation bandwidth

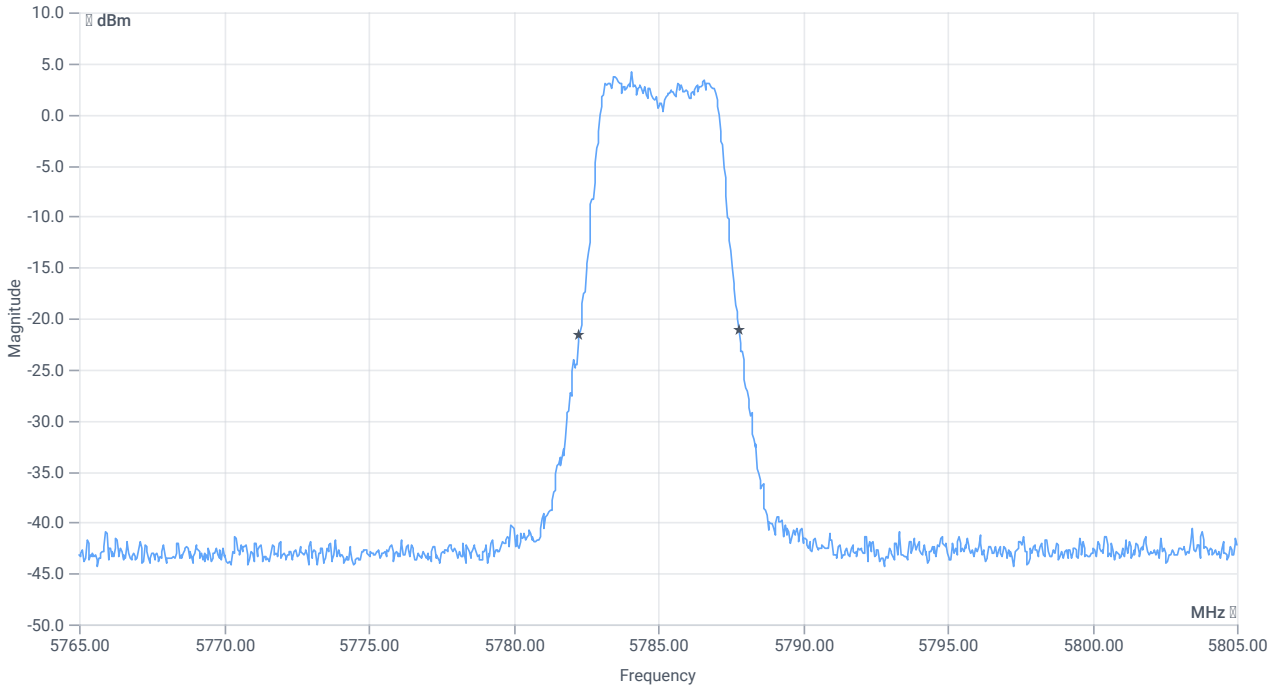

BW 26dB

RESULT

DESCRIPTION	LOWER LIMIT	UPPER LIMIT	MEASURED	UNIT	VERDICT
Bandwidth 26dB	---	---	5.52	MHz	INFO
T1 26dB	---	---	5782.2800	MHz	INFO
T2 26dB	---	---	5787.8000	MHz	INFO

Maximum Output Power

READ SA SETTINGS:

RefLevel [dBm] | RefLevelOffset [dB] | InpAtt [dB]	18.84 | 12.84 | 20
Start [MHz] | Stop [MHz]	5765.000 | 5805.000
RBW [MHz] | VBW [MHz]	1.000000 | 3.000000
Detector | TraceMode	RMS | MAXH
Sweep: time [ms] | count | points per Section | type	59600 | 1 | 161 | SWE

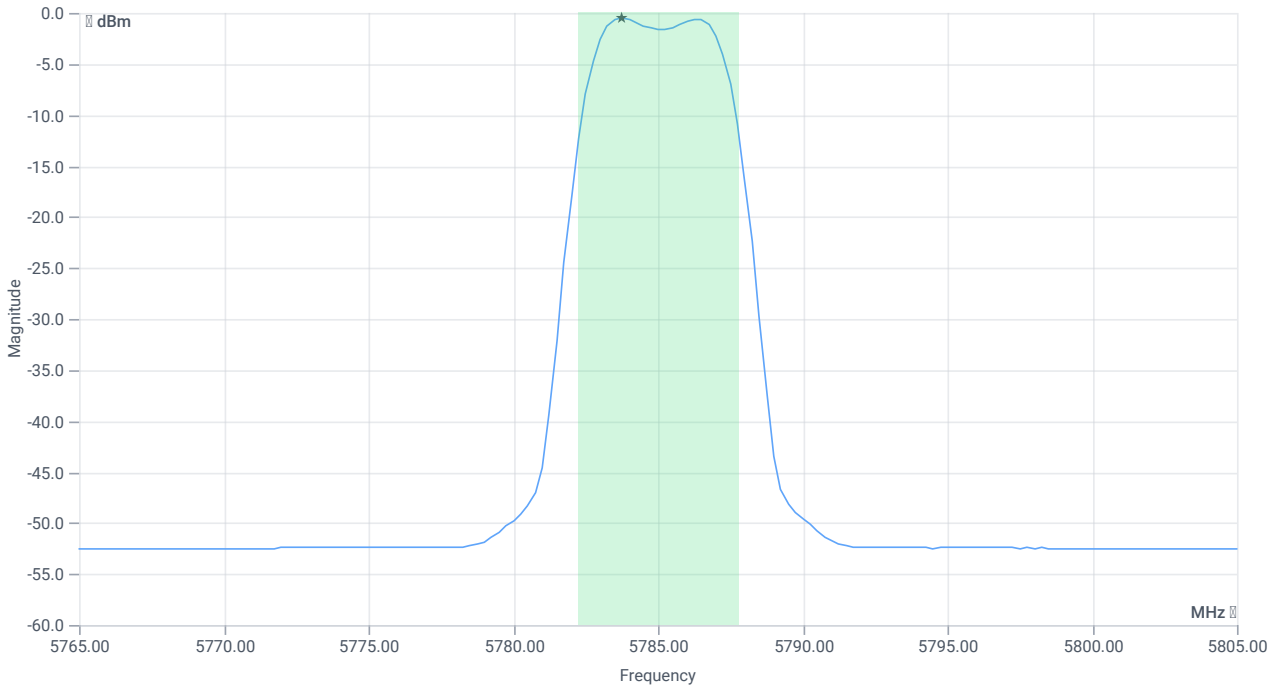

Max OP and PSD

RESULT

CONDUCTED LIMITS FOR MAX ANTENNA GAIN OF 6 D BI					
Description	Lower Limit	Upper Limit	Measured	Unit	Verdict
Max output power cond	---	---	5.17	dBm	INFO
Duty cycle correction	---	---	0	dB	INFO
LIMIT absolute:					
Max output power DC corrected cond	---	30	5.17	dBm	PASS
LIMIT: 11 dBm + 10 log 5.52					
Max output power DC corrected cond	---	18.42	5.17	dBm	na

Power Spectral Density U-NII-3

READ SA SETTINGS:

RefLevel [dBm] | RefLevelOffset [dB] | InpAtt [dB]	18.84 | 12.84 | 25

READ SA SETTINGS:

Start [MHz] | Stop [MHz]	5765.000 | 5805.000
RBW [MHz] | VBW [MHz]	0.500000 | 3.000000
Detector | TraceMode	RMS | MAXH
Sweep: time [ms] | count | points per Section | type	59600 | 1 | 161 | SWE

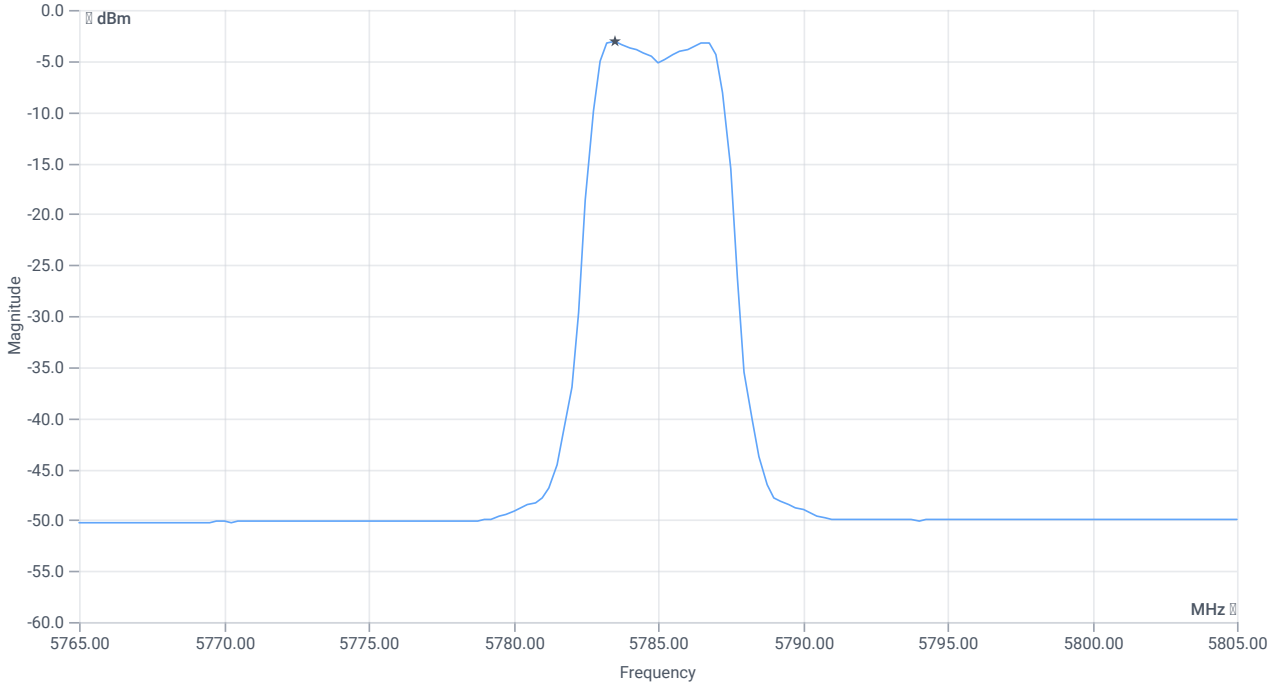

PSD UNII-3

RESULT

CONDUCTED LIMITS FOR MAX ANTENNA GAIN OF 6 D BI					
Description	Lower Limit	Upper Limit	Measured	Unit	Verdict
Power spectral density cond	---	---	-3.04	dBm/0.5MHz	INFO
Duty cycle correction	---	---	0	dB	INFO
Power spectral density DC corrected cond	---	30	-3.04	dBm/0.5MHz	PASS

Verdict
PASS

NA # Peak output power 3MHz/3MHz ~ WLAN5Gx a mode U-NII-3

References

TC start	01.06.2026 15:09:04
Ambit temp (test rack) [°C] | humidity [rel%]	23.0 | 44
System version	6.0.7.5
Standard | Version	NA | NI
Method	
Description	Peak OP 3MHz/3MHz - WLAN5Gx a mode U-NII-3
Information	U-NII-3_OFDM_a-mode_5Mhz_ANT1_PS10 avg

EUT Common Settings WLAN5Gx

Number of antenna ports	2
User Interaction	No
Device class U-NII-1 (FCC)	Client
Limit W52 japan	Standard
TPC supported	No
Vehicle use (ISED)	No

Equipment

Signal analyzer,Rohde&Schwarz,FSV-40,1307.9002K40/101042,3.71
Switch matrix,cetecom advanced GmbH,USM,B002,1.0.0

Test Parameter

Technology to test	WLAN5Gx a mode
EUT port	EUT1
Temperature	nom
Voltage	nom
Frequency low to test	False | Freq [MHz] 5745
Frequency mid to test	True | Freq [MHz] 5785
Frequency high to test	False | Freq [MHz] 5825
Auto control enabled power supply | Climatic Box	No | No
Additional path loss [dB]	0
Full path type	EUT_SA_GEN_SIG
Full path name	EUT1.MP.SIG1/EUT1.SA/EUT1.GEN1/EUT1.GEN2/
Switch bits	00010001:00010001:00000000:00000001

Test at TX 5785 MHz

RESULT: Reference power cond.

DESCRIPTION	LOWER LIMIT	UPPER LIMIT	MEASURED	UNIT	VERDICT
Ref. power 1MHz/1MHz cond.	---	---	7.76	dBm	INFO
Ref. frequency	---	---	5783.600	MHz	INFO

READ SA SETTINGS:

RefLevel [dBm] | RefLevelOffset [dB] | InpAtt [dB]	19.76 | 12.84 | 25
Start [MHz] | Stop [MHz]	5760.000 | 5810.000
RBW [MHz] | VBW [MHz]	3.000000 | 3.000000
Detector | TraceMode	POS | MAXH
Sweep: time [ms] | count | points per Section | type	300 | 20 | 1001 | SWE

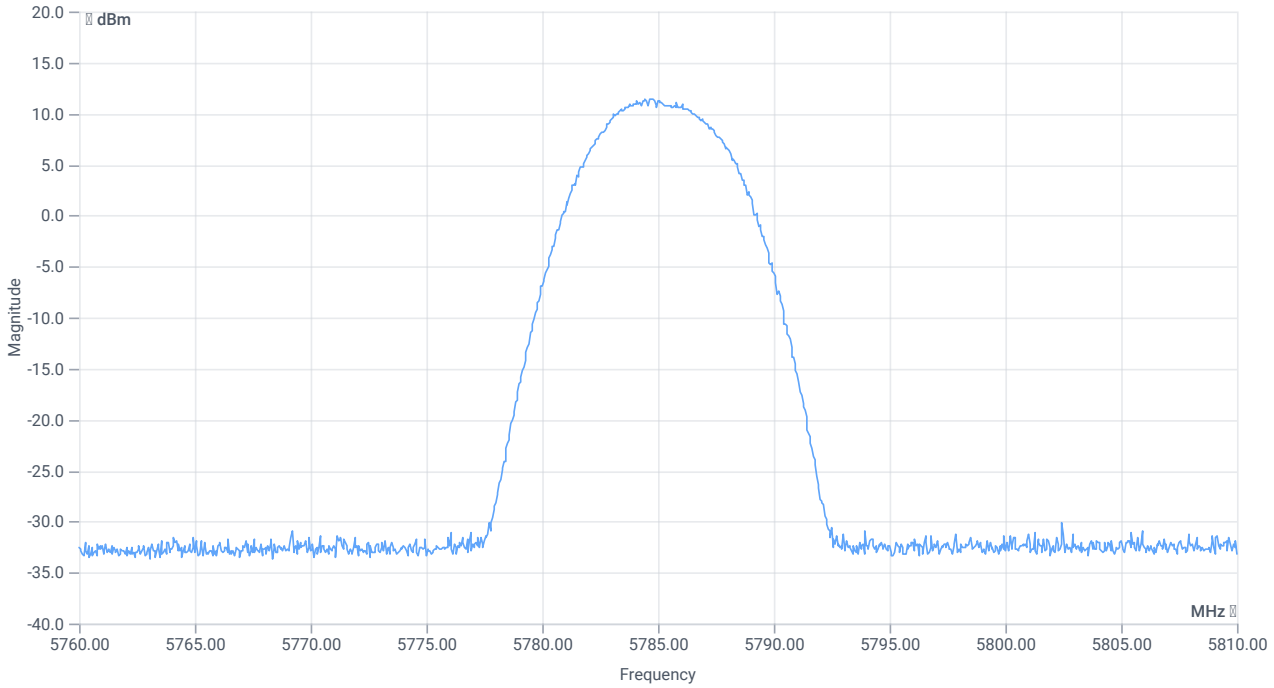

Peak output power

RESULT

DESCRIPTION	LOWER LIMIT	UPPER LIMIT	MEASURED	UNIT	VERDICT
Peak Power	---	---	11.39	dBm	INFO
Peak Power	---	---	13.772095	mW	INFO
Frequency at Peak	---	---	5784.65	MHz	INFO

Verdict
PASS

NA # Message with SA scan ~

References

TC start	01.06.2026 15:08:37
Ambit temp (test rack) [°C] | humidity [rel%]	23.0 | 44
System version	6.0.7.5
Standard | Version	NA | NI
Method	
Description	Message with SA Scan a_mode_U_NII_3
Information	U-NII-3_OFDM_a-mode_5Mhz_ANT1_PS10 avg

Equipment

Signal analyzer,Rohde&Schwarz,FSV-40,1307.9002K40/101042,3.71
Switch matrix,cetecom advanced GmbH,USM,B002,1.0.0

Test Parameter

Full path type	EUT_SA_GEN_SIG
Full path name	EUT1.MP.SIG1/EUT1.SA/EUT1.GEN1/EUT1.GEN2/
Switch bits	00010001:00010001:00000000:00000001
Message start	01.06.2026 15:08:40
Message	set WLAN5Gx to a_mode_U_NII_3, Frequency [MHz] 5785 , Information: U-NII-3_OFDM_a-mode_5Mhz_ANT1_PS10 avg

Verdict
INFO

FCC 15.407, ISED RSS247 # Emission mask (eirp) ~ WLAN5Gx a mode U-NII-3

References

TC start	01.06.2026 15:07:57
Ambit temp (test rack) [°C] | humidity [rel%]	23.0 | 44
System version	6.0.7.5
Standard | Version	FCC 15.407, ISED RSS247 | NI
Method	NI
Description	FCC 15.407 Emission mask - WLAN5Gx a mode U-NII-3
Information	U-NII-3_OFDM_a-mode_5Mhz_ANT1_PS10 avg

EUT Common Settings WLAN5Gx

Number of antenna ports	2
User Interaction	No
Device class U-NII-1 (FCC)	Client
Limit W52 japan	Standard
TPC supported	No
Vehicle use (ISED)	No

Equipment

Signal analyzer,Rohde&Schwarz,FSV-40,1307.9002K40/101042,3.71
Switch matrix,cetecom advanced GmbH,USM,B002,1.0.0

Test Parameter

Technology to test	WLAN5Gx a mode
EUT port	EUT1
Temperature	nom
Voltage	nom
Frequency low to test	True | Freq [MHz] 5745
Frequency mid to test	False | Freq [MHz] 5785
Frequency high to test	False | Freq [MHz] 5825
Auto control enabled power supply | Climatic Box	No | No
Additional path loss [dB]	0
Full path type	EUT_SA_GEN_SIG
Full path name	EUT1.MP.SIG1/EUT1.SA/EUT1.GEN1/EUT1.GEN2/
Switch bits	00010001:00010001:00000000:00000001

Test at TX 5745 MHz

Number of antenna ports: 2

reduction of limit due to number of antenna ports [dB]: 3

RESULT: Reference power cond.

DESCRIPTION	LOWER LIMIT	UPPER LIMIT	MEASURED	UNIT	VERDICT
Ref. power 1MHz/1MHz cond.	---	---	9.46	dBm	INFO
Ref. frequency	---	---	5746.600	MHz	INFO

Antenna gain

Considered antenna gain [dBi]:	6.06 / max found in range 5625 to 5950 MHz

READ SA SETTINGS:

RefLevel [dBm] | RefLevelOffset [dB] | InpAtt [dB]	12.46 | 12.81 | 15
Start [MHz] | Stop [MHz]	5625.000 | 5950.000
RBW [MHz] | VBW [MHz]	1.000000 | 3.000000
Detector | TraceMode	POS | MAXH
Sweep: time [ms] | count | points per Section | type	1 | 2500 | 1001 | SWE

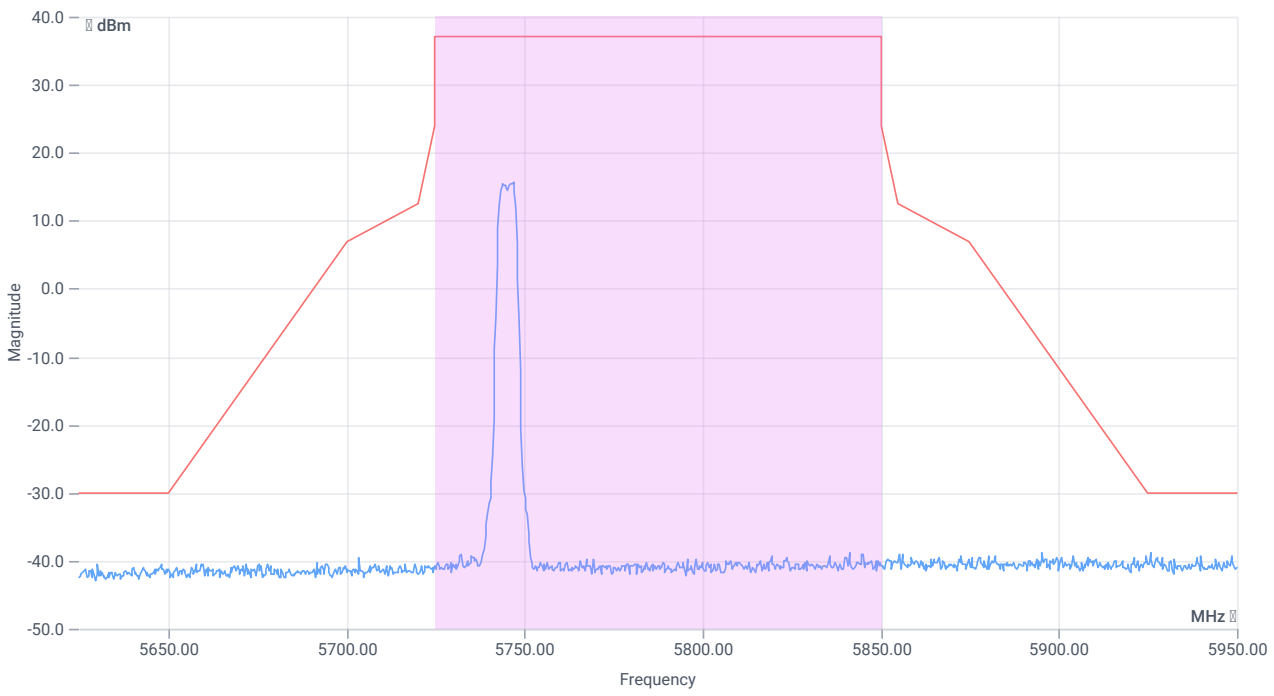

Emission Mask (e.i.r.p)

RESULT

DESCRIPTION	LOWER LIMIT	UPPER LIMIT	MEASURED	UNIT	VERDICT

Verdict
PASS

FCC 15.407, ISED RSS247 # Minimum emission bandwidth ~ WLAN5Gx a mode U-NII-3

References

TC start	01.06.2026 15:07:14
Ambit temp (test rack) [°C] | humidity [rel%]	23.0 | 44
System version	6.0.7.5
Standard | Version	FCC 15.407, ISED RSS247 | NI
Method	KDB789033 D02, C.2.
Description	FCC 15.407 Min Emission Bandwidth - WLAN5Gx a mode U-NII-3
Information	U-NII-3_OFDM_a-mode_5Mhz_ANT1_PS10 avg

EUT Common Settings WLAN5Gx

Number of antenna ports	2
User Interaction	No
Device class U-NII-1 (FCC)	Client
Limit W52 japan	Standard
TPC supported	No
Vehicle use (ISED)	No

Equipment

Signal analyzer,Rohde&Schwarz,FSV-40,1307.9002K40/101042,3.71
Switch matrix,cetecom advanced GmbH,USM,B002,1.0.0

Test Parameter

Technology to test	WLAN5Gx a mode
EUT port	EUT1
Temperature	nom
Voltage	nom
Frequency low to test	True | Freq [MHz] 5745
Frequency mid to test	False | Freq [MHz] 5785
Frequency high to test	False | Freq [MHz] 5825
Auto control enabled power supply | Climatic Box	No | No
Additional path loss [dB]	0
Full path type	EUT_SA_GEN_SIG
Full path name	EUT1.MP.SIG1/EUT1.SA/EUT1.GEN1/EUT1.GEN2/
Switch bits	00010001:00010001:00000000:00000001

Test at TX 5745 MHz

RESULT: Reference power cond.

DESCRIPTION	LOWER LIMIT	UPPER LIMIT	MEASURED	UNIT	VERDICT
Ref. power 1MHz/1MHz cond.	---	---	7.96	dBm	INFO
Ref. frequency	---	---	5744.600	MHz	INFO

READ SA SETTINGS:

RefLevel [dBm] | RefLevelOffset [dB] | InpAtt [dB]	19.96 | 12.81 | 25
Start [MHz] | Stop [MHz]	5720.000 | 5770.000
RBW [MHz] | VBW [MHz]	0.100000 | 0.300000
Detector | TraceMode	POS | MAXH
Sweep: time [ms] | count | points per Section | type	2 | 1500 | 1001 | SWE

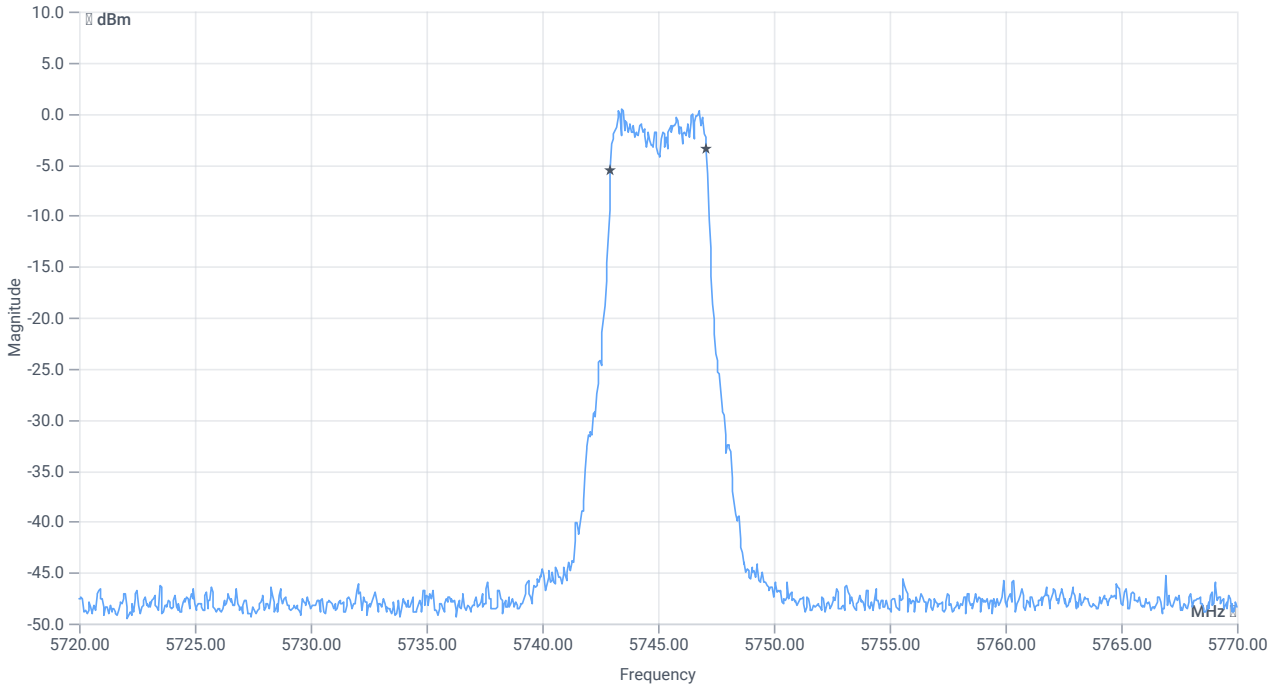

BW 6dB

RESULT

DESCRIPTION	LOWER LIMIT	UPPER LIMIT	MEASURED	UNIT	VERDICT
Bandwidth (6dB)	0.500	---	4.15	MHz	PASS

Verdict
PASS

FCC 15.407, ISED RSS247 # Bandwidths 99PCT and 26dB (UNII-3 20dB) ~ WLAN5Gx a mode U-NII-3

References

TC start	01.06.2026 15:06:41
Ambit temp (test rack) [°C] | humidity [rel%]	23.0 | 44
System version	6.0.7.5
Standard | Version	FCC 15.407, ISED RSS247 | NI
Method	26dB Bandwidth KDB789033 D02, C.1 / ISED RSS-GEN
Description	FCC 15.407 Bandwidths - WLAN5Gx a mode U-NII-3
Information	U-NII-3_OFDM_a-mode_5Mhz_ANT1_PS10 avg

EUT Common Settings WLAN5Gx

Number of antenna ports	2
User Interaction	No
Device class U-NII-1 (FCC)	Client
Limit W52 japan	Standard
TPC supported	No
Vehicle use (ISED)	No

Equipment

Signal analyzer,Rohde&Schwarz,FSV-40,1307.9002K40/101042,3.71
Switch matrix,cetecom advanced GmbH,USM,B002,1.0.0

Test Parameter

Technology to test	WLAN5Gx a mode
EUT port	EUT1
Temperature	nom
Voltage	nom
Frequency low to test	True | Freq [MHz] 5745
Frequency mid to test	False | Freq [MHz] 5785
Frequency high to test	False | Freq [MHz] 5825
Auto control enabled power supply | Climatic Box	No | No
Additional path loss [dB]	0
Full path type	EUT_SA_GEN_SIG
Full path name	EUT1.MP.SIG1/EUT1.SA/EUT1.GEN1/EUT1.GEN2/
Switch bits	00010001:00010001:00000000:00000001

Test at TX 5745 MHz

RESULT: Reference power cond.

DESCRIPTION	LOWER LIMIT	UPPER LIMIT	MEASURED	UNIT	VERDICT
Ref. power 1MHz/1MHz cond.	---	---	8.39	dBm	INFO
Ref. frequency	---	---	5744.000	MHz	INFO

READ SA SETTINGS:

RefLevel [dBm] | RefLevelOffset [dB] | InpAtt [dB]	16.39 | 12.81 | 20
Start [MHz] | Stop [MHz]	5720.000 | 5770.000
RBW [MHz] | VBW [MHz]	0.300000 | 1.000000
Detector | TraceMode	POS | MAXH
Sweep: time [ms] | count | points per Section | type	1 | 2500 | 1001 | SWE

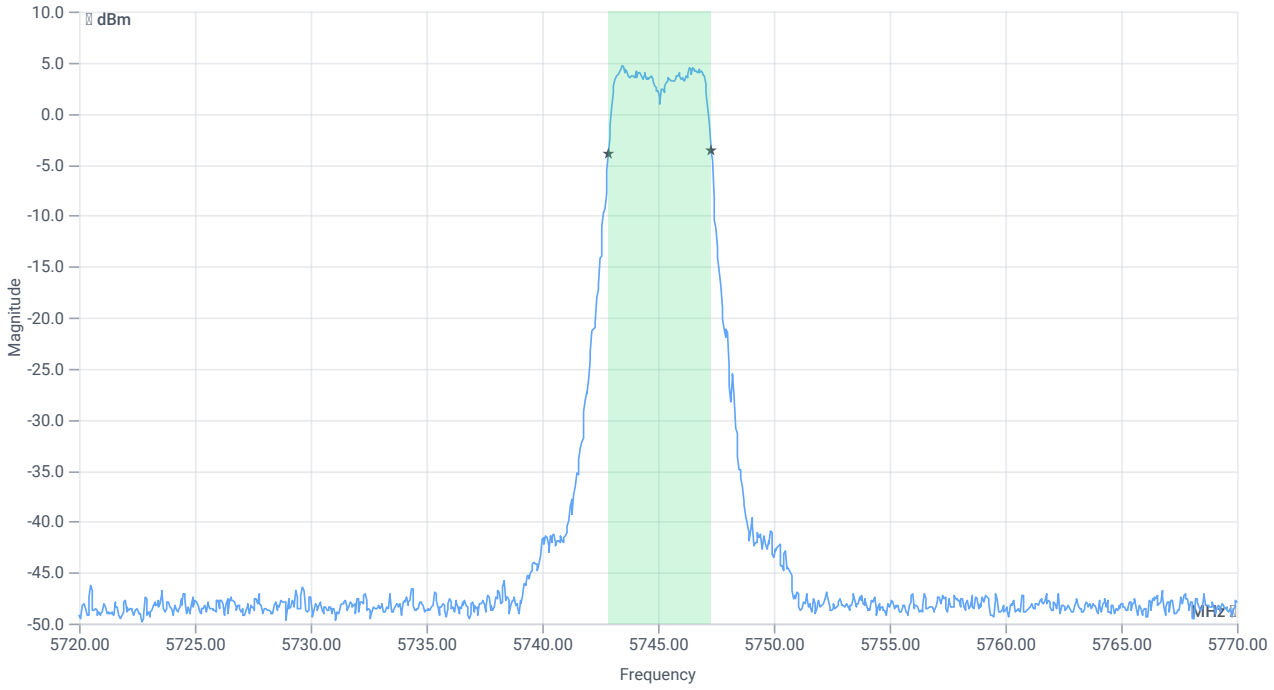

BW 99PCT

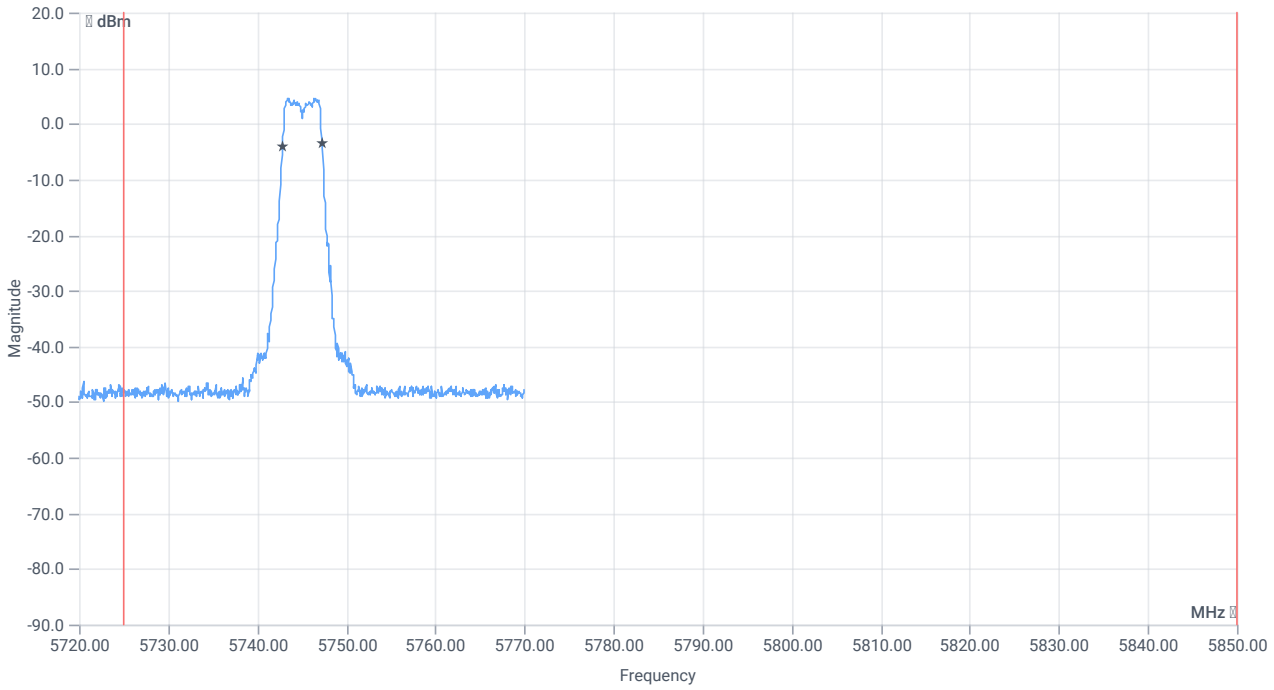

BW within band 99PCT

RESULT

DESCRIPTION	LOWER LIMIT	UPPER LIMIT	MEASURED	UNIT	VERDICT
Bandwidth 99%	---	---	4.446	MHz	INFO
T1 99%	5725.000000	---	5742.8521	MHz	PASS
T2 99%	---	5850.000000	5747.2977	MHz	PASS since U-NII-4 is supported

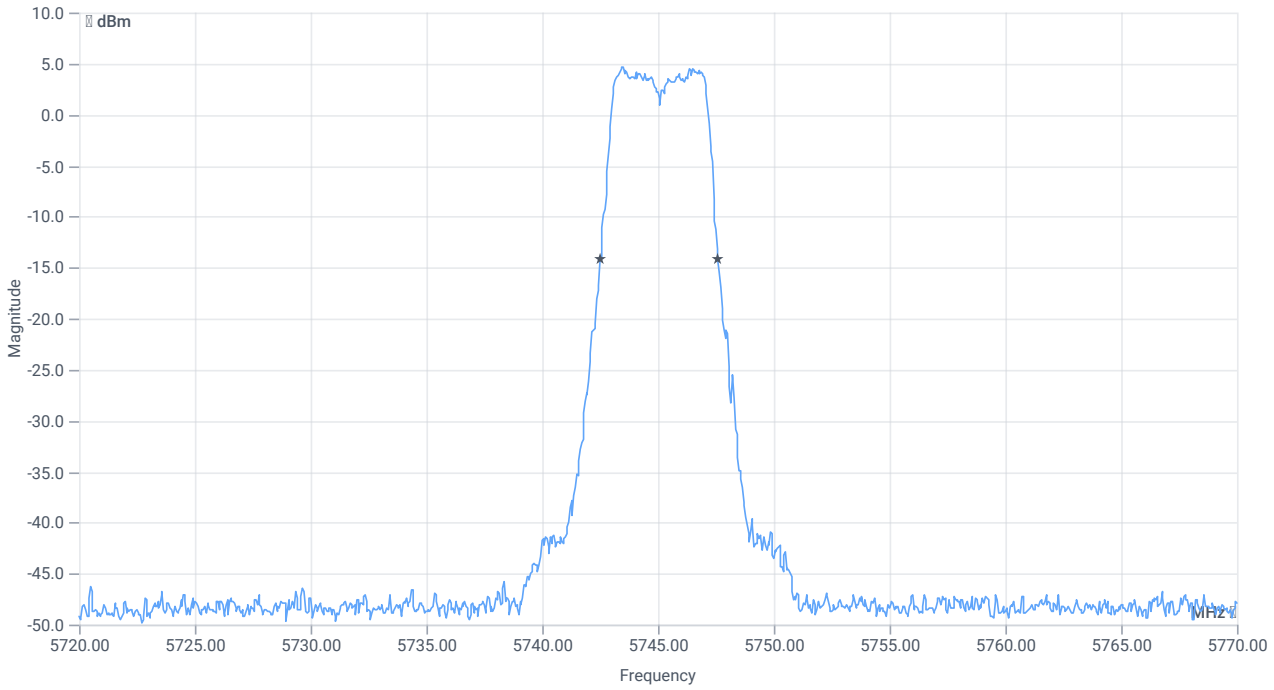

BW 20dB

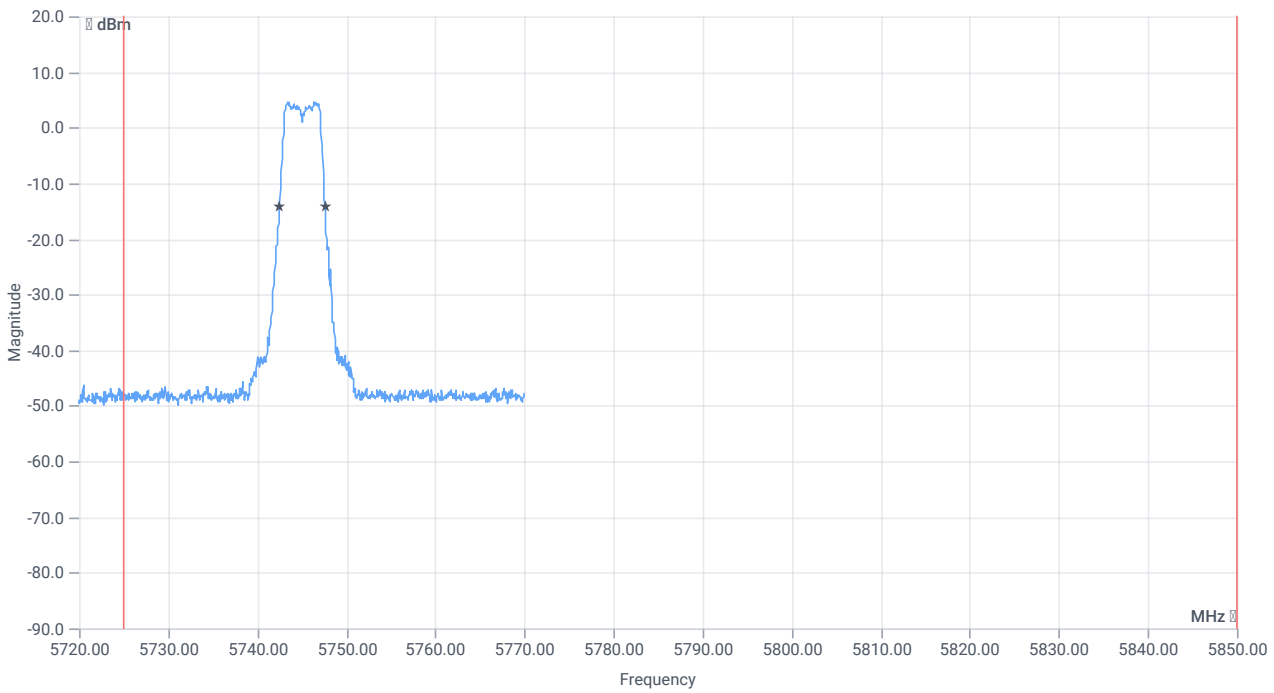

BW within band 20dB

RESULT

DESCRIPTION	LOWER LIMIT	UPPER LIMIT	MEASURED	UNIT	VERDICT
Bandwidth 20dB	---	---	5.1	MHz	INFO
T1 20dB	5725.000000	---	5742.5000	MHz	PASS

RESULT

DESCRIPTION	LOWER LIMIT	UPPER LIMIT	MEASURED	UNIT	VERDICT
T2 20dB	---	5850.000000	5747.6000	MHz	PASS since U-NII-4 is supported

Verdict
PASS

ISED RSS247 # Max output power and psd ~ WLAN5Gx a mode U-NII-3

References

TC start	01.06.2026 15:04:05
Ambit temp (test rack) [°C] | humidity [rel%]	23.0 | 44
System version	6.0.7.5
Standard | Version	ISED RSS247 | NI
Method	
Description	ISED Max Output Power & PSD - WLAN5Gx a mode U-NII-3
Information	U-NII-3_OFDM_a-mode_5Mhz_ANT1_PS10 avg

EUT Common Settings WLAN5Gx

Number of antenna ports	2
User Interaction	No
Device class U-NII-1 (FCC)	Client
Limit W52 japan	Standard
TPC supported	No
Vehicle use (ISED)	No

Equipment

Signal analyzer,Rohde&Schwarz,FSV-40,1307.9002K40/101042,3.71
Switch matrix,cetecom advanced GmbH,USM,B002,1.0.0

Test Parameter

Technology to test	WLAN5Gx a mode
EUT port	EUT1
Temperature	nom
Voltage	nom
Frequency low to test	True | Freq [MHz] 5745
Frequency mid to test	False | Freq [MHz] 5785
Frequency high to test	False | Freq [MHz] 5825
Auto control enabled power supply | Climatic Box	No | No
Additional path loss [dB]	0
Full path type	EUT_SA_GEN_SIG
Full path name	EUT1.MP.SIG1/EUT1.SA/EUT1.GEN1/EUT1.GEN2/
Switch bits	00010001:00010001:00000000:00000001

Test at TX 5745 MHz

RESULT: Reference power cond.

DESCRIPTION	LOWER LIMIT	UPPER LIMIT	MEASURED	UNIT	VERDICT
Ref. power 1MHz/1MHz cond.	---	---	9.20	dBm	INFO
Ref. frequency	---	---	5745.800	MHz	INFO

Evaluation max. duty cycle

Duty cycle evaluation

DESCRIPTION	LOWER LIMIT	UPPER LIMIT	MEASURED	UNIT	VERDICT
Duty cycle min	---	---	0	dB	DC > 98% defined

Evaluation bandwidth

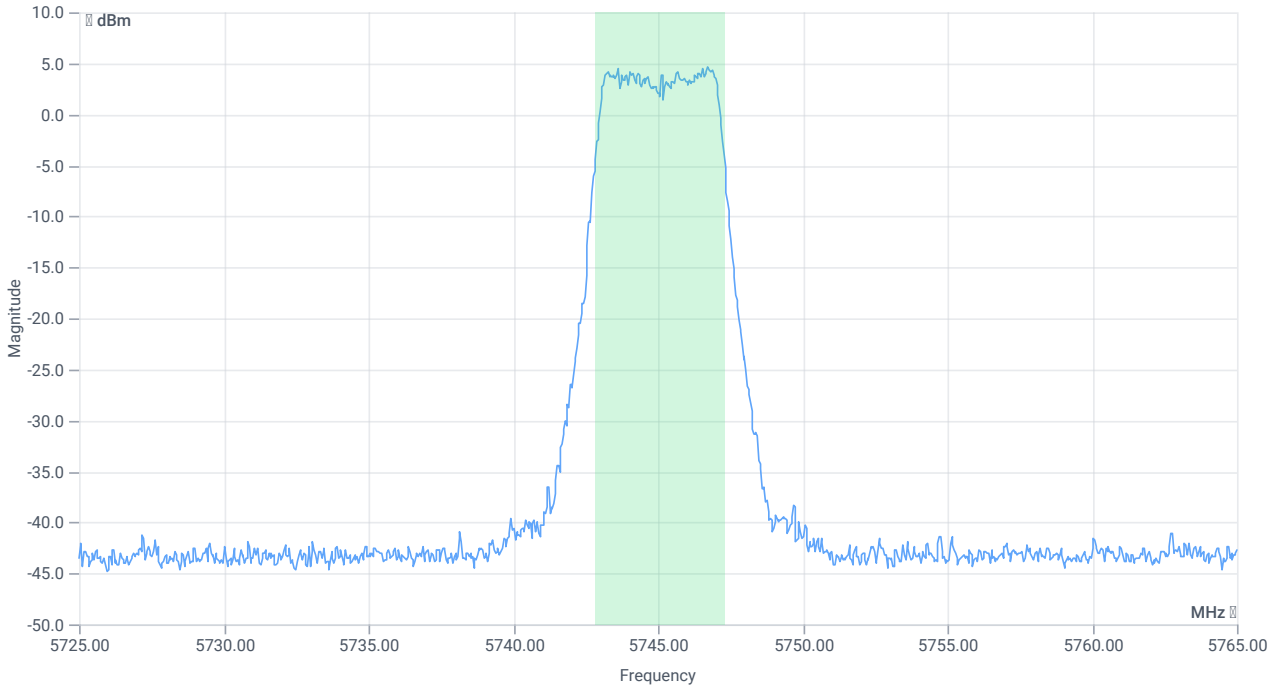

BW 99PCT

RESULT

DESCRIPTION	LOWER LIMIT	UPPER LIMIT	MEASURED	UNIT	VERDICT
Bandwidth 99%	---	---	4.436	MHz	INFO
T1 99%	---	---	5742.8422	MHz	INFO
T2 99%	---	---	5747.2777	MHz	INFO

Maximum Output Power

Antenna gain

Considered antenna gain [dBi]:	5.8 @ 5745 MHz

READ SA SETTINGS:

RefLevel [dBm] | RefLevelOffset [dB] | InpAtt [dB]	21.20 | 12.81 | 25
Start [MHz] | Stop [MHz]	5725.000 | 5765.000
RBW [MHz] | VBW [MHz]	1.000000 | 3.000000
Detector | TraceMode	RMS | MAXH
Sweep: time [ms] | count | points per Section | type	59600 | 1 | 161 | SWE

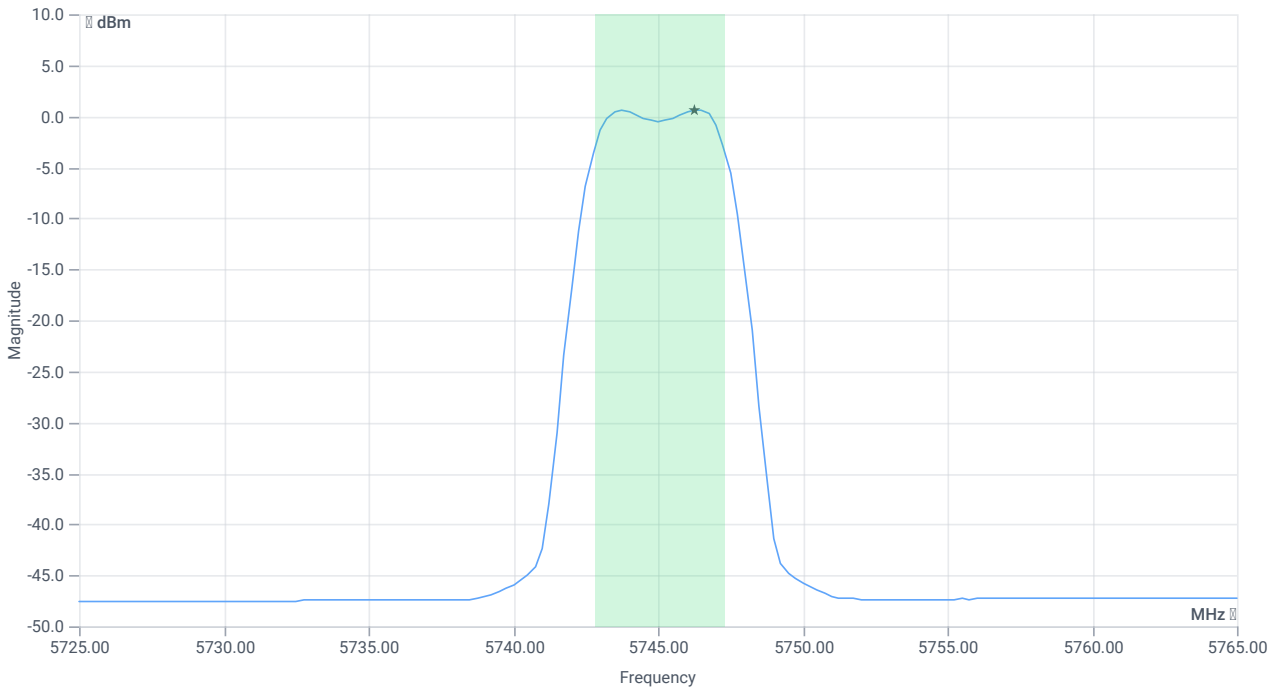

Max OP and PSD (without antenna gain)

RESULT

DESCRIPTION	LOWER LIMIT	UPPER LIMIT	MEASURED	UNIT	VERDICT
Max output power cond	---	---	6.09	dBm	INFO
Duty cycle correction	---	---	0	dB	INFO
LIMIT absolute cond					
Max output power DC corrected cond	---	30	6.09	dBm	PASS
Antenna gain applied			5.8	dBi	INFO
LIMIT absolute eirp (RSS-247 §6.2.4)					
Max output power DC corrected eirp	---	36	11.89	dBm	PASS

READ SA SETTINGS:

RefLevel [dBm] | RefLevelOffset [dB] | InpAtt [dB]	21.20 | 12.81 | 25
Start [MHz] | Stop [MHz]	5725.000 | 5765.000
RBW [MHz] | VBW [MHz]	0.500000 | 3.000000
Detector | TraceMode	RMS | MAXH
Sweep: time [ms] | count | points per Section | type	59600 | 1 | 161 | SWE

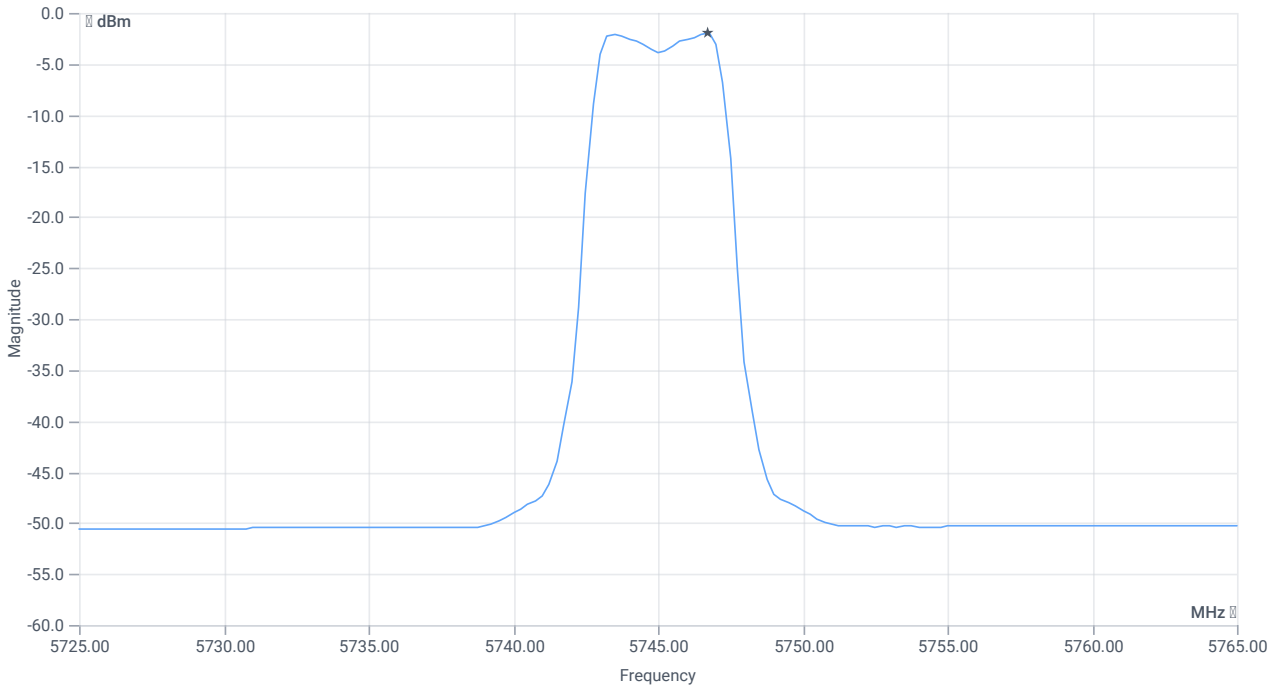

PSD UNII-3

RESULT

DESCRIPTION	LOWER LIMIT	UPPER LIMIT	MEASURED	UNIT	VERDICT
Power spectral density cond	---		-1.97	dBm/0.5MHz	INFO
Power spectral density DC corrected cond	---	30	-1.97	dBm/0.5MHz	PASS

Verdict
PASS

FCC 15.407 # Max output power and psd ~ WLAN5Gx a mode U-NII-3

References

TC start	01.06.2026 15:01:27
Ambit temp (test rack) [°C] | humidity [rel%]	23.0 | 44
System version	6.0.7.5
Standard | Version	FCC 15.407 | NI
Method	KDB789033 D02, F., E.2.e.
Description	FCC 15.407 Max Output Power & PSD - WLAN5Gx a mode U-NII-3
Information	U-NII-3_OFDM_a-mode_5Mhz_ANT1_PS10 avg

EUT Common Settings WLAN5Gx

Number of antenna ports	2
User Interaction	No
Device class U-NII-1 (FCC)	Client
Limit W52 japan	Standard
TPC supported	No
Vehicle use (ISED)	No

Equipment

Signal analyzer,Rohde&Schwarz,FSV-40,1307.9002K40/101042,3.71
Switch matrix,cetecom advanced GmbH,USM,B002,1.0.0

Test Parameter

Technology to test	WLAN5Gx a mode
EUT port	EUT1
Temperature	nom
Voltage	nom
Frequency low to test	True | Freq [MHz] 5745
Frequency mid to test	False | Freq [MHz] 5785
Frequency high to test	False | Freq [MHz] 5825
Auto control enabled power supply | Climatic Box	No | No
Additional path loss [dB]	0
Full path type	EUT_SA_GEN_SIG
Full path name	EUT1.MP.SIG1/EUT1.SA/EUT1.GEN1/EUT1.GEN2/
Switch bits	00010001:00010001:00000000:00000001

Test at TX 5745 MHz

RESULT: Reference power cond.

DESCRIPTION	LOWER LIMIT	UPPER LIMIT	MEASURED	UNIT	VERDICT
Ref. power 1MHz/1MHz cond.	---	---	8.55	dBm	INFO
Ref. frequency	---	---	5744.600	MHz	INFO

Evaluation max. duty cycle

Duty cycle evaluation

DESCRIPTION	LOWER LIMIT	UPPER LIMIT	MEASURED	UNIT	VERDICT
Duty cycle min	---	---	0	dB	DC > 98% defined

Evaluation bandwidth

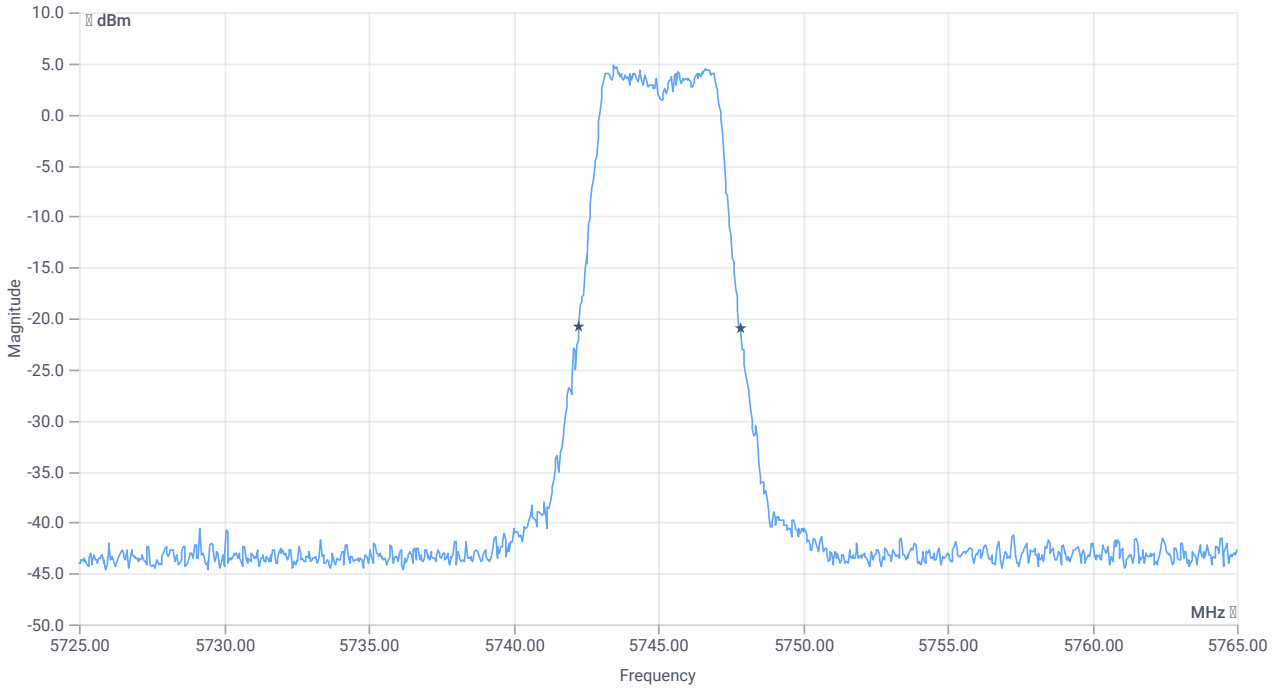

BW 26dB

RESULT

DESCRIPTION	LOWER LIMIT	UPPER LIMIT	MEASURED	UNIT	VERDICT
Bandwidth 26dB	---	---	5.56	MHz	INFO
T1 26dB	---	---	5742.2800	MHz	INFO
T2 26dB	---	---	5747.8400	MHz	INFO

Maximum Output Power

READ SA SETTINGS:

RefLevel [dBm] | RefLevelOffset [dB] | InpAtt [dB]	20.55 | 12.81 | 25
Start [MHz] | Stop [MHz]	5725.000 | 5765.000
RBW [MHz] | VBW [MHz]	1.000000 | 3.000000
Detector | TraceMode	RMS | MAXH
Sweep: time [ms] | count | points per Section | type	59600 | 1 | 161 | SWE

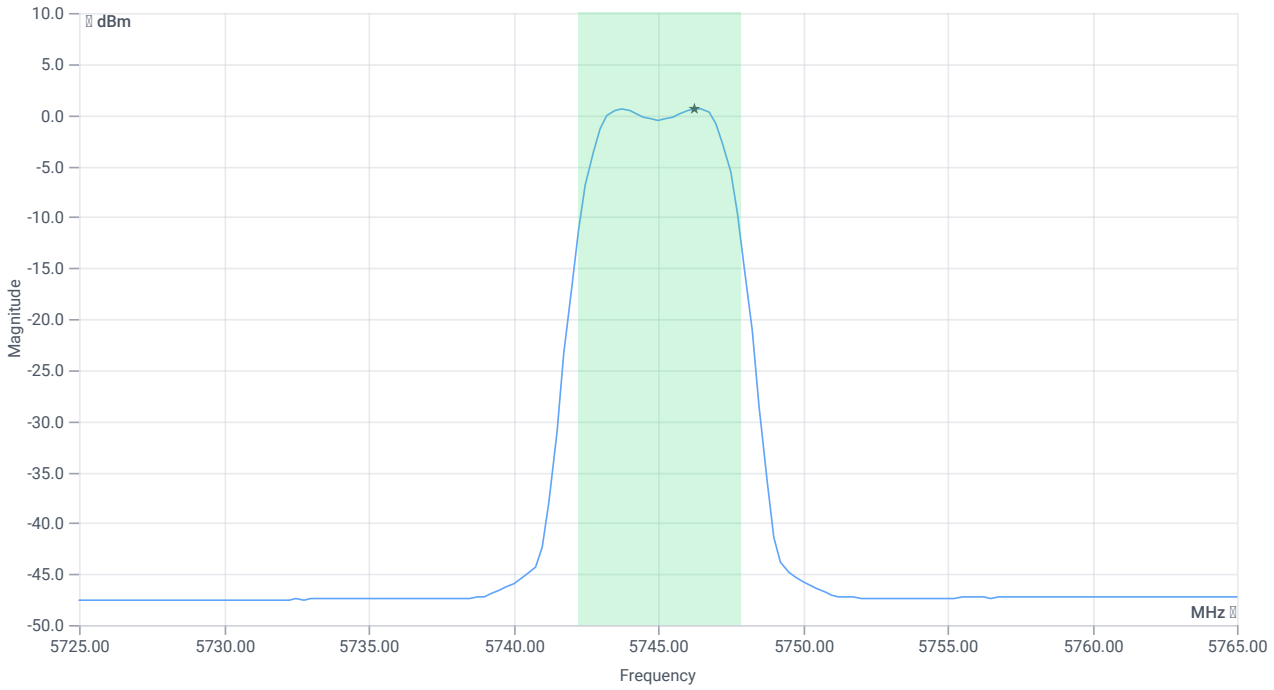

Max OP and PSD

RESULT

CONDUCTED LIMITS FOR MAX ANTENNA GAIN OF 6 D BI					
Description	Lower Limit	Upper Limit	Measured	Unit	Verdict
Max output power cond	---	---	6.36	dBm	INFO
Duty cycle correction	---	---	0	dB	INFO
LIMIT absolute:					
Max output power DC corrected cond	---	30	6.36	dBm	PASS
LIMIT: 11 dBm + 10 log 5.56					
Max output power DC corrected cond	---	18.45	6.36	dBm	na

Power Spectral Density U-NII-3

READ SA SETTINGS:

RefLevel [dBm] | RefLevelOffset [dB] | InpAtt [dB]	20.55 | 12.81 | 25

READ SA SETTINGS:

Start [MHz] | Stop [MHz]	5725.000 | 5765.000
RBW [MHz] | VBW [MHz]	0.500000 | 3.000000
Detector | TraceMode	RMS | MAXH
Sweep: time [ms] | count | points per Section | type	59600 | 1 | 161 | SWE

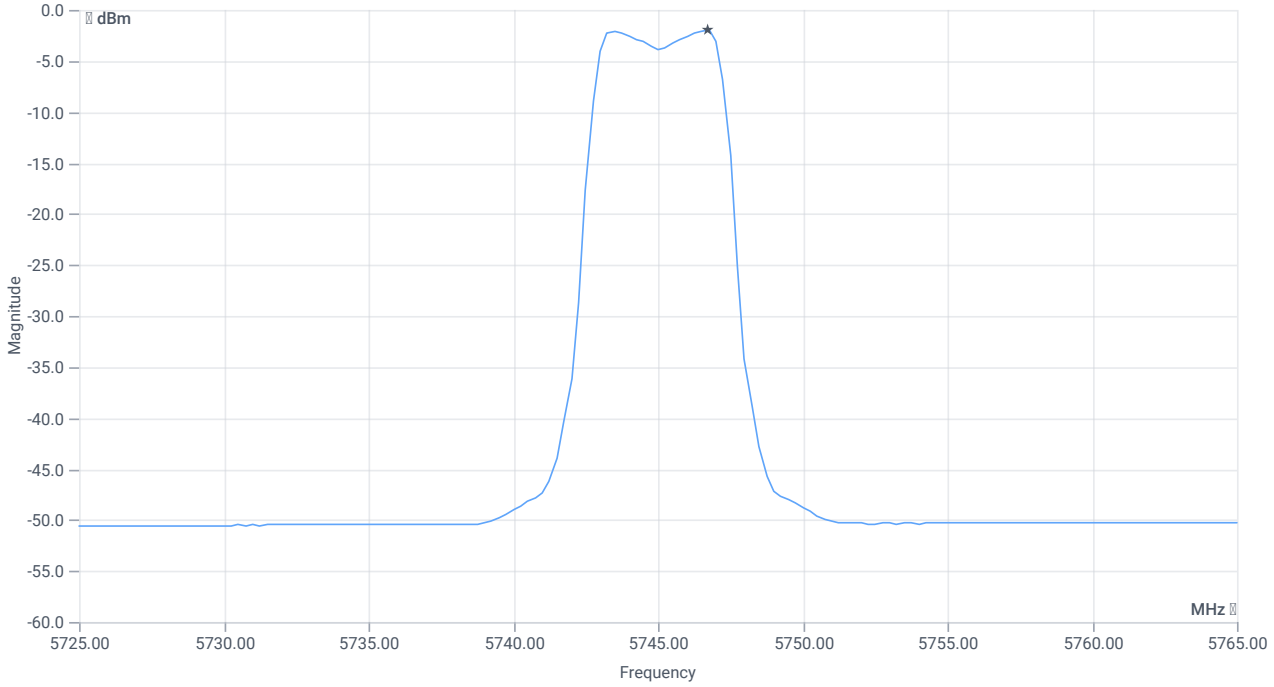

PSD UNII-3

RESULT

CONDUCTED LIMITS FOR MAX ANTENNA GAIN OF 6 D BI					
Description	Lower Limit	Upper Limit	Measured	Unit	Verdict
Power spectral density cond	---	---	-1.98	dBm/0.5MHz	INFO
Duty cycle correction	---	---	0	dB	INFO
Power spectral density DC corrected cond	---	30	-1.98	dBm/0.5MHz	PASS

Verdict
PASS

NA # Peak output power 3MHz/3MHz ~ WLAN5Gx a mode U-NII-3

References

TC start	01.06.2026 15:01:00
Ambit temp (test rack) [°C] | humidity [rel%]	23.0 | 44
System version	6.0.7.5
Standard | Version	NA | NI
Method	
Description	Peak OP 3MHz/3MHz - WLAN5Gx a mode U-NII-3
Information	U-NII-3_OFDM_a-mode_5Mhz_ANT1_PS10 avg

EUT Common Settings WLAN5Gx

Number of antenna ports	2
User Interaction	No
Device class U-NII-1 (FCC)	Client
Limit W52 japan	Standard
TPC supported	No
Vehicle use (ISED)	No

Equipment

Signal analyzer,Rohde&Schwarz,FSV-40,1307.9002K40/101042,3.71
Switch matrix,cetecom advanced GmbH,USM,B002,1.0.0

Test Parameter

Technology to test	WLAN5Gx a mode
EUT port	EUT1
Temperature	nom
Voltage	nom
Frequency low to test	True | Freq [MHz] 5745
Frequency mid to test	False | Freq [MHz] 5785
Frequency high to test	False | Freq [MHz] 5825
Auto control enabled power supply | Climatic Box	No | No
Additional path loss [dB]	0
Full path type	EUT_SA_GEN_SIG
Full path name	EUT1.MP.SIG1/EUT1.SA/EUT1.GEN1/EUT1.GEN2/
Switch bits	00010001:00010001:00000000:00000001

Test at TX 5745 MHz

RESULT: Reference power cond.

DESCRIPTION	LOWER LIMIT	UPPER LIMIT	MEASURED	UNIT	VERDICT
Ref. power 1MHz/1MHz cond.	---	---	8.37	dBm	INFO
Ref. frequency	---	---	5744.600	MHz	INFO

READ SA SETTINGS:

RefLevel [dBm] | RefLevelOffset [dB] | InpAtt [dB]	20.37 | 12.81 | 25
Start [MHz] | Stop [MHz]	5720.000 | 5770.000
RBW [MHz] | VBW [MHz]	3.000000 | 3.000000
Detector | TraceMode	POS | MAXH
Sweep: time [ms] | count | points per Section | type	300 | 20 | 1001 | SWE

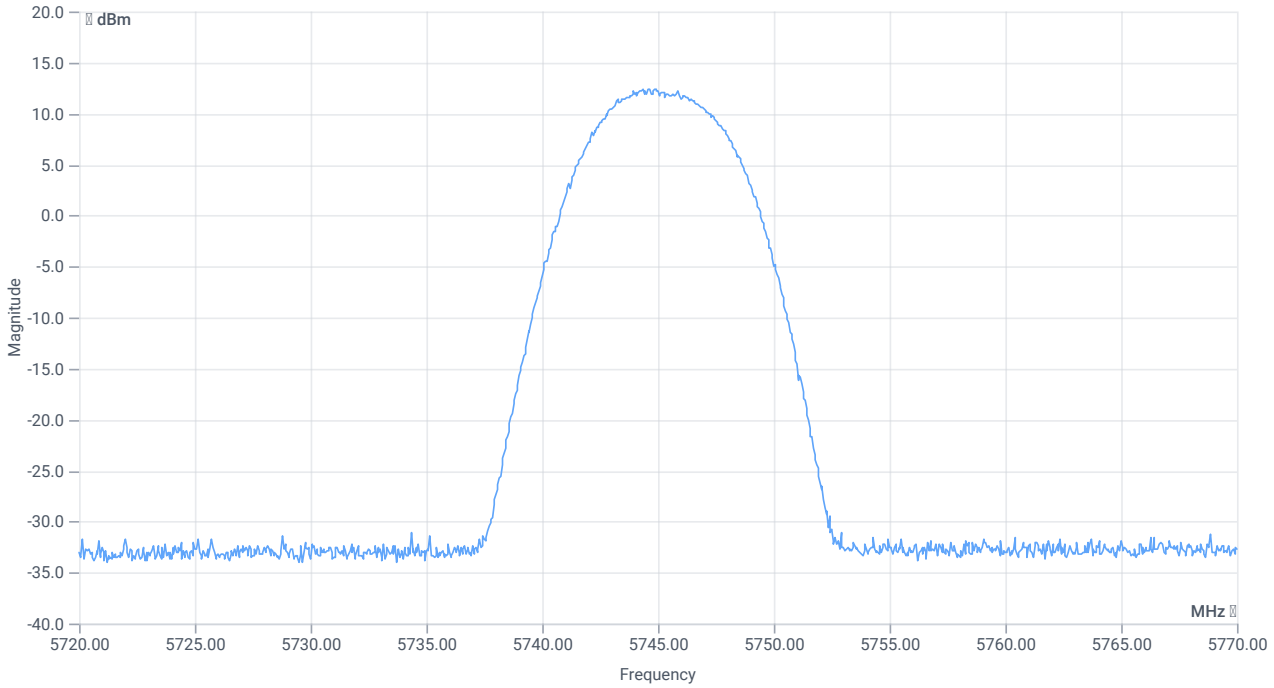

Peak output power

RESULT

DESCRIPTION	LOWER LIMIT	UPPER LIMIT	MEASURED	UNIT	VERDICT
Peak Power	---	---	12.42	dBm	INFO
Peak Power	---	---	17.458222	mW	INFO
Frequency at Peak	---	---	5744.55	MHz	INFO

Verdict
PASS

NA # Message with SA scan ~

References

TC start	01.06.2026 15:00:36
Ambit temp (test rack) [°C] | humidity [rel%]	23.0 | 44
System version	6.0.7.5
Standard | Version	NA | NI
Method	
Description	Message with SA Scan a_mode_U_NII_3
Information	U-NII-3_OFDM_a-mode_5Mhz_ANT1_PS10 avg

Equipment

Signal analyzer,Rohde&Schwarz,FSV-40,1307.9002K40/101042,3.71
Switch matrix,cetecom advanced GmbH,USM,B002,1.0.0

Test Parameter

Full path type	EUT_SA_GEN_SIG
Full path name	EUT1.MP.SIG1/EUT1.SA/EUT1.GEN1/EUT1.GEN2/
Switch bits	00010001:00010001:00000000:00000001
Message start	01.06.2026 15:00:38
Message	set WLAN5Gx to a_mode_U_NII_3, Frequency [MHz] 5745 , Information: U-NII-3_OFDM_a-mode_5Mhz_ANT1_PS10 avg

Verdict
INFO

FCC 15.407, ISED RSS247 # Emission mask (eirp) ~ WLAN5Gx a mode U-NII-3

References

TC start	01.06.2026 14:59:29
Ambit temp (test rack) [°C] | humidity [rel%]	23.0 | 44
System version	6.0.7.5
Standard | Version	FCC 15.407, ISED RSS247 | NI
Method	NI
Description	FCC 15.407 Emission mask - WLAN5Gx a mode U-NII-3
Information	U-NII-3_OFDM_a-mode_10Mhz_ANT2_PS10 avg

EUT Common Settings WLAN5Gx

Number of antenna ports	2
User Interaction	No
Device class U-NII-1 (FCC)	Client
Limit W52 japan	Standard
TPC supported	No
Vehicle use (ISED)	No

Equipment

Signal analyzer,Rohde&Schwarz,FSV-40,1307.9002K40/101042,3.71
Switch matrix,cetecom advanced GmbH,USM,B002,1.0.0

Test Parameter

Technology to test	WLAN5Gx a mode
EUT port	EUT2
Temperature	nom
Voltage	nom
Frequency low to test	False | Freq [MHz] 5745
Frequency mid to test	False | Freq [MHz] 5785
Frequency high to test	True | Freq [MHz] 5825
Auto control enabled power supply | Climatic Box	No | No
Additional path loss [dB]	0
Full path type	EUT_SA_GEN_SIG
Full path name	EUT2.MP.SIG1/EUT2.SA/EUT2.GEN1/EUT2.GEN2/
Switch bits	00100010:00010001:00000000:00000001

Test at TX 5825 MHz

Number of antenna ports: 2

reduction of limit due to number of antenna ports [dB]: 3

RESULT: Reference power cond.

DESCRIPTION	LOWER LIMIT	UPPER LIMIT	MEASURED	UNIT	VERDICT
Ref. power 1MHz/1MHz cond.	---	---	6.08	dBm	INFO
Ref. frequency	---	---	5828.200	MHz	INFO

Antenna gain

Considered antenna gain [dBi]:	6.06 / max found in range 5625 to 5950 MHz

READ SA SETTINGS:

RefLevel [dBm] | RefLevelOffset [dB] | InpAtt [dB]	9.08 | 12.56 | 15
Start [MHz] | Stop [MHz]	5625.000 | 5950.000
RBW [MHz] | VBW [MHz]	1.000000 | 3.000000
Detector | TraceMode	POS | MAXH
Sweep: time [ms] | count | points per Section | type	1 | 2500 | 1001 | SWE

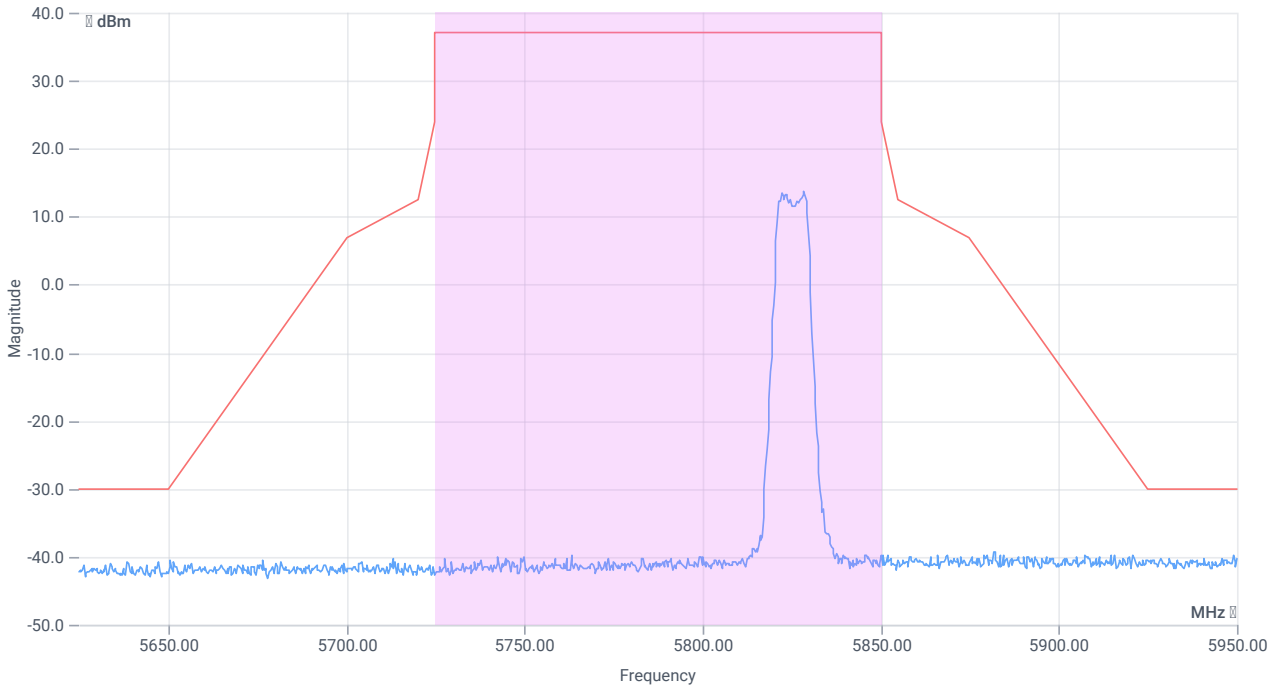

Emission Mask (e.i.r.p)

RESULT

DESCRIPTION	LOWER LIMIT	UPPER LIMIT	MEASURED	UNIT	VERDICT

Verdict
PASS

FCC 15.407, ISED RSS247 # Minimum emission bandwidth ~ WLAN5Gx a mode U-NII-3

References

TC start	01.06.2026 14:58:52
Ambit temp (test rack) [°C] | humidity [rel%]	23.0 | 44
System version	6.0.7.5
Standard | Version	FCC 15.407, ISED RSS247 | NI
Method	KDB789033 D02, C.2.
Description	FCC 15.407 Min Emission Bandwidth - WLAN5Gx a mode U-NII-3
Information	U-NII-3_OFDM_a-mode_10Mhz_ANT2_PS10 avg

EUT Common Settings WLAN5Gx

Number of antenna ports	2
User Interaction	No
Device class U-NII-1 (FCC)	Client
Limit W52 japan	Standard
TPC supported	No
Vehicle use (ISED)	No

Equipment

Signal analyzer,Rohde&Schwarz,FSV-40,1307.9002K40/101042,3.71
Switch matrix,cetecom advanced GmbH,USM,B002,1.0.0

Test Parameter

Technology to test	WLAN5Gx a mode
EUT port	EUT2
Temperature	nom
Voltage	nom
Frequency low to test	False | Freq [MHz] 5745
Frequency mid to test	False | Freq [MHz] 5785
Frequency high to test	True | Freq [MHz] 5825
Auto control enabled power supply | Climatic Box	No | No
Additional path loss [dB]	0
Full path type	EUT_SA_GEN_SIG
Full path name	EUT2.MP.SIG1/EUT2.SA/EUT2.GEN1/EUT2.GEN2/
Switch bits	00100010:00010001:00000000:00000001

Test at TX 5825 MHz

RESULT: Reference power cond.

DESCRIPTION	LOWER LIMIT	UPPER LIMIT	MEASURED	UNIT	VERDICT
Ref. power 1MHz/1MHz cond.	---	---	6.08	dBm	INFO
Ref. frequency	---	---	5826.600	MHz	INFO

READ SA SETTINGS:

RefLevel [dBm] | RefLevelOffset [dB] | InpAtt [dB]	18.08 | 12.56 | 25
Start [MHz] | Stop [MHz]	5800.000 | 5850.000
RBW [MHz] | VBW [MHz]	0.100000 | 0.300000
Detector | TraceMode	POS | MAXH
Sweep: time [ms] | count | points per Section | type	2 | 1500 | 1001 | SWE

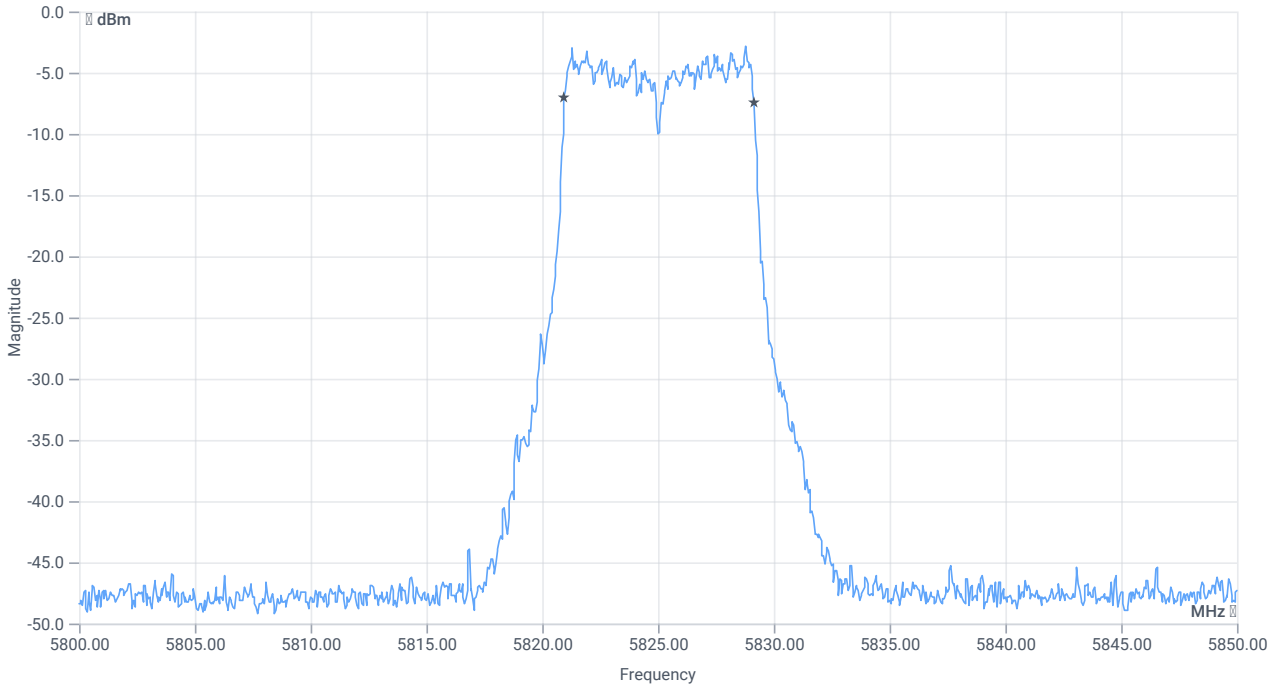

BW 6dB

RESULT

DESCRIPTION	LOWER LIMIT	UPPER LIMIT	MEASURED	UNIT	VERDICT
Bandwidth (6dB)	0.500	---	8.2	MHz	PASS

Verdict
PASS

FCC 15.407, ISED RSS247 # Bandwidths 99PCT and 26dB (UNII-3 20dB) ~ WLAN5Gx a mode U-NII-3

References

TC start	01.06.2026 14:58:14
Ambit temp (test rack) [°C] | humidity [rel%]	23.0 | 44
System version	6.0.7.5
Standard | Version	FCC 15.407, ISED RSS247 | NI
Method	26dB Bandwidth KDB789033 D02, C.1 / ISED RSS-GEN
Description	FCC 15.407 Bandwidths - WLAN5Gx a mode U-NII-3
Information	U-NII-3_OFDM_a-mode_10Mhz_ANT2_PS10 avg

EUT Common Settings WLAN5Gx

Number of antenna ports	2
User Interaction	No
Device class U-NII-1 (FCC)	Client
Limit W52 japan	Standard
TPC supported	No
Vehicle use (ISED)	No

Equipment

Signal analyzer,Rohde&Schwarz,FSV-40,1307.9002K40/101042,3.71
Switch matrix,cetecom advanced GmbH,USM,B002,1.0.0

Test Parameter

Technology to test	WLAN5Gx a mode
EUT port	EUT2
Temperature	nom
Voltage	nom
Frequency low to test	False | Freq [MHz] 5745
Frequency mid to test	False | Freq [MHz] 5785
Frequency high to test	True | Freq [MHz] 5825
Auto control enabled power supply | Climatic Box	No | No
Additional path loss [dB]	0
Full path type	EUT_SA_GEN_SIG
Full path name	EUT2.MP.SIG1/EUT2.SA/EUT2.GEN1/EUT2.GEN2/
Switch bits	00100010:00010001:00000000:00000001

Test at TX 5825 MHz

RESULT: Reference power cond.

DESCRIPTION	LOWER LIMIT	UPPER LIMIT	MEASURED	UNIT	VERDICT
Ref. power 1MHz/1MHz cond.	---	---	5.12	dBm	INFO
Ref. frequency	---	---	5824.000	MHz	INFO

READ SA SETTINGS:

RefLevel [dBm] | RefLevelOffset [dB] | InpAtt [dB]	13.12 | 12.56 | 20
Start [MHz] | Stop [MHz]	5800.000 | 5850.000
RBW [MHz] | VBW [MHz]	0.300000 | 1.000000
Detector | TraceMode	POS | MAXH
Sweep: time [ms] | count | points per Section | type	1 | 2500 | 1001 | SWE

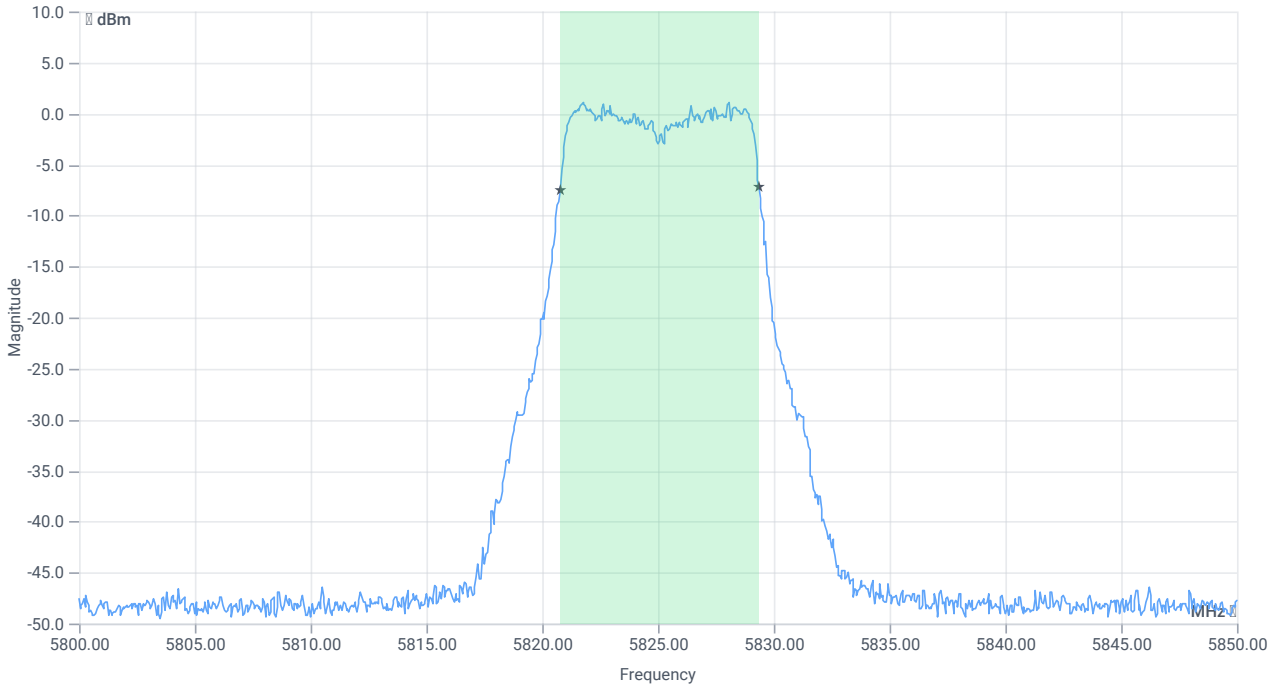

BW 99PCT

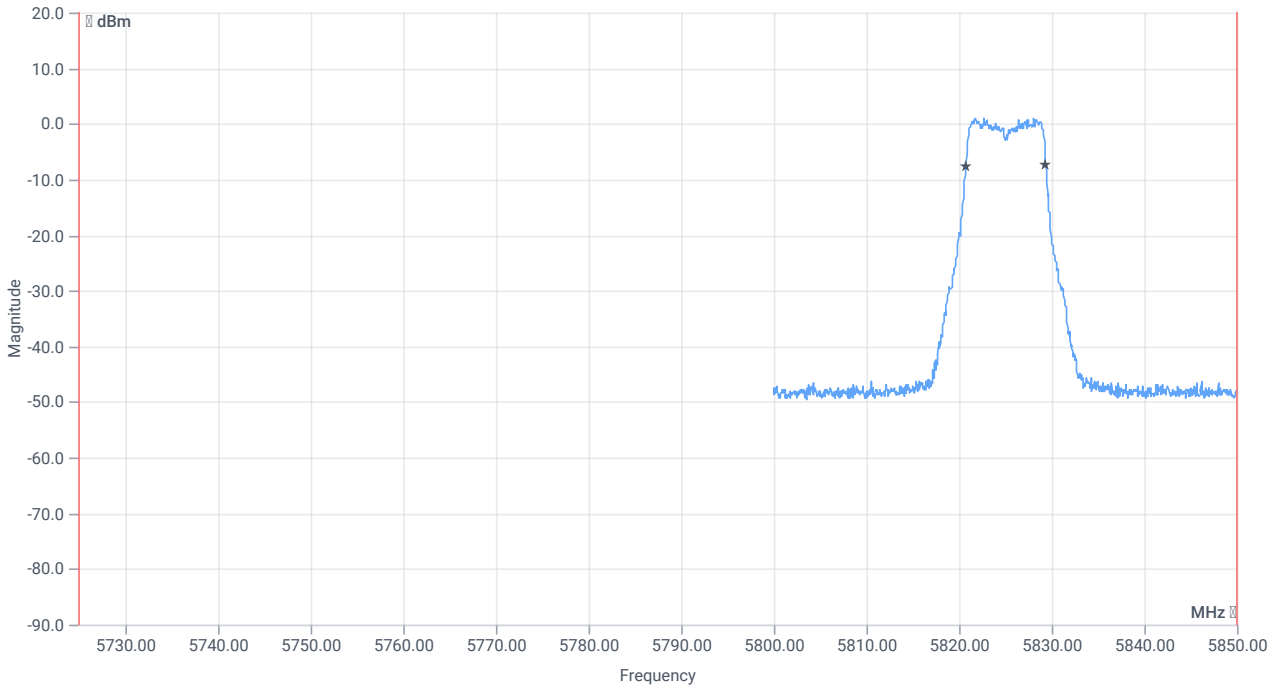

BW within band 99PCT

RESULT

DESCRIPTION	LOWER LIMIT	UPPER LIMIT	MEASURED	UNIT	VERDICT
Bandwidth 99%	---	---	8.591	MHz	INFO
T1 99%	5725.000000	---	5820.7542	MHz	PASS
T2 99%	---	5850.000000	5829.3457	MHz	PASS since U-NII-4 is supported

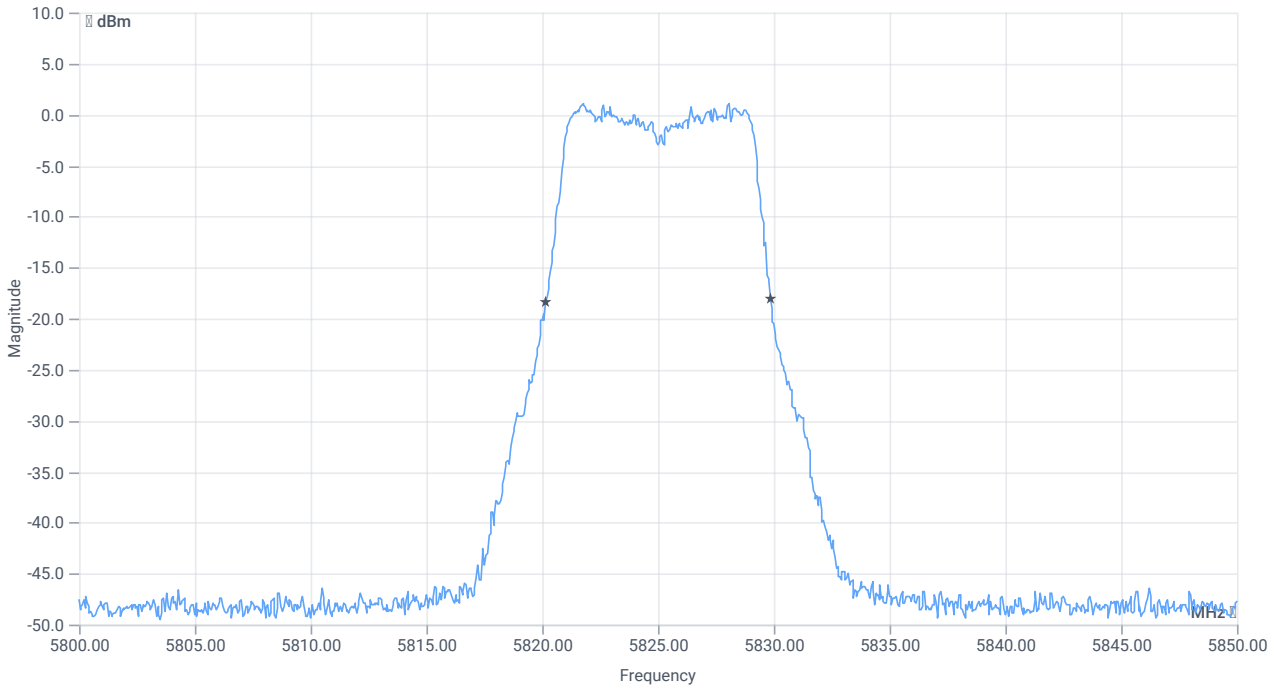

BW 20dB

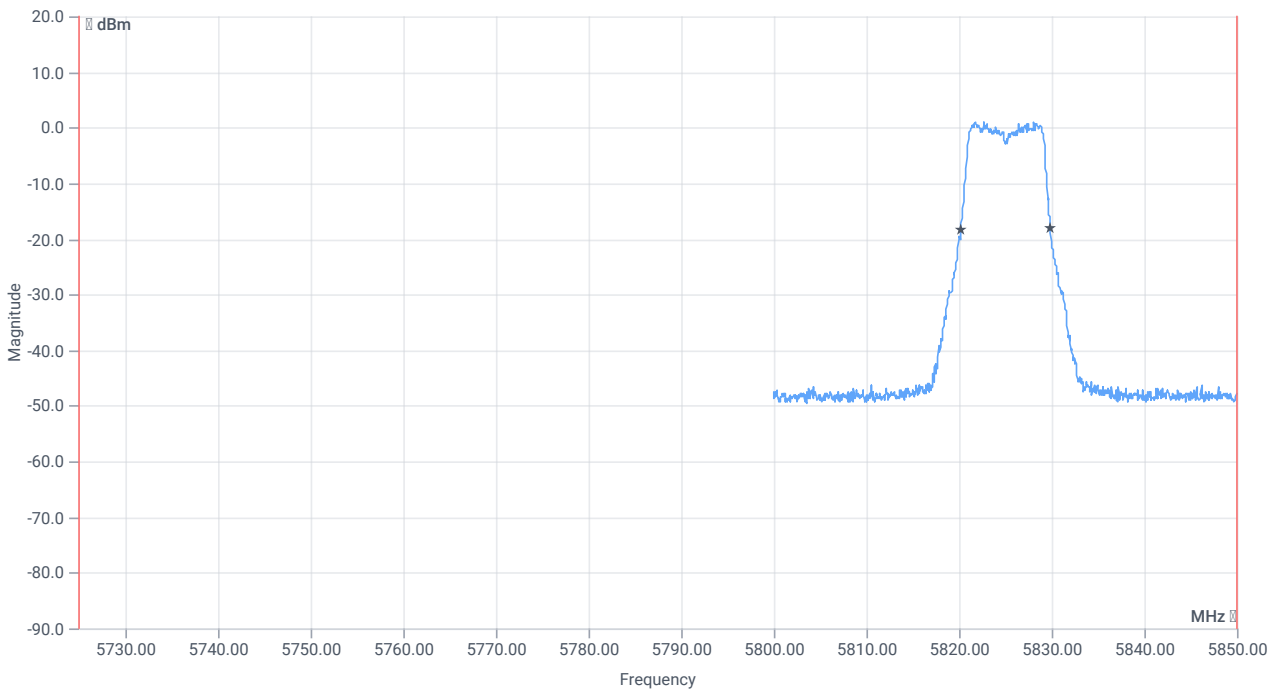

BW within band 20dB

RESULT

DESCRIPTION	LOWER LIMIT	UPPER LIMIT	MEASURED	UNIT	VERDICT
Bandwidth 20dB	---	---	9.7	MHz	INFO
T1 20dB	5725.000000	---	5820.1500	MHz	PASS

RESULT

DESCRIPTION	LOWER LIMIT	UPPER LIMIT	MEASURED	UNIT	VERDICT
T2 20dB	---	5850.000000	5829.8500	MHz	PASS since U-NII-4 is supported

Verdict
PASS

ISED RSS247 # Max output power and psd ~ WLAN5Gx a mode U-NII-3

References

TC start	01.06.2026 14:55:36
Ambit temp (test rack) [°C] | humidity [rel%]	22.9 | 44
System version	6.0.7.5
Standard | Version	ISED RSS247 | NI
Method	
Description	ISED Max Output Power & PSD - WLAN5Gx a mode U-NII-3
Information	U-NII-3_OFDM_a-mode_10Mhz_ANT2_PS10 avg

EUT Common Settings WLAN5Gx

Number of antenna ports	2
User Interaction	No
Device class U-NII-1 (FCC)	Client
Limit W52 japan	Standard
TPC supported	No
Vehicle use (ISED)	No

Equipment

Signal analyzer,Rohde&Schwarz,FSV-40,1307.9002K40/101042,3.71
Switch matrix,cetecom advanced GmbH,USM,B002,1.0.0

Test Parameter

Technology to test	WLAN5Gx a mode
EUT port	EUT2
Temperature	nom
Voltage	nom
Frequency low to test	False | Freq [MHz] 5745
Frequency mid to test	False | Freq [MHz] 5785
Frequency high to test	True | Freq [MHz] 5825
Auto control enabled power supply | Climatic Box	No | No
Additional path loss [dB]	0
Full path type	EUT_SA_GEN_SIG
Full path name	EUT2.MP.SIG1/EUT2.SA/EUT2.GEN1/EUT2.GEN2/
Switch bits	00100010:00010001:00000000:00000001

Test at TX 5825 MHz

RESULT: Reference power cond.

DESCRIPTION	LOWER LIMIT	UPPER LIMIT	MEASURED	UNIT	VERDICT
Ref. power 1MHz/1MHz cond.	---	---	5.97	dBm	INFO
Ref. frequency	---	---	5822.400	MHz	INFO

Evaluation max. duty cycle

Duty cycle evaluation

DESCRIPTION	LOWER LIMIT	UPPER LIMIT	MEASURED	UNIT	VERDICT
Duty cycle min	---	---	0	dB	DC > 98% defined

Evaluation bandwidth

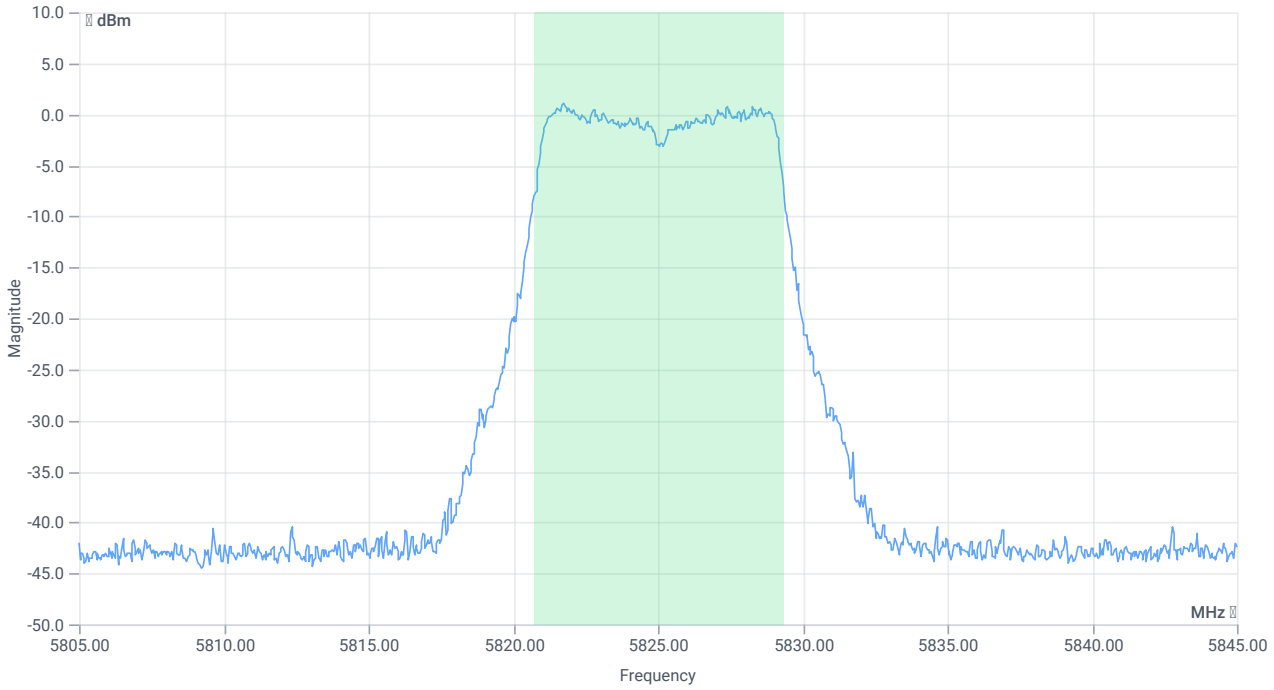

BW 99PCT

RESULT

DESCRIPTION	LOWER LIMIT	UPPER LIMIT	MEASURED	UNIT	VERDICT
Bandwidth 99%	---	---	8.631	MHz	INFO
T1 99%	---	---	5820.7243	MHz	INFO
T2 99%	---	---	5829.3556	MHz	INFO

Maximum Output Power

Antenna gain

Considered antenna gain [dBi]:	5.8 @ 5825 MHz

READ SA SETTINGS:

RefLevel [dBm] | RefLevelOffset [dB] | InpAtt [dB]	17.97 | 12.56 | 20
Start [MHz] | Stop [MHz]	5805.000 | 5845.000
RBW [MHz] | VBW [MHz]	1.000000 | 3.000000
Detector | TraceMode	RMS | MAXH
Sweep: time [ms] | count | points per Section | type	59600 | 1 | 161 | SWE

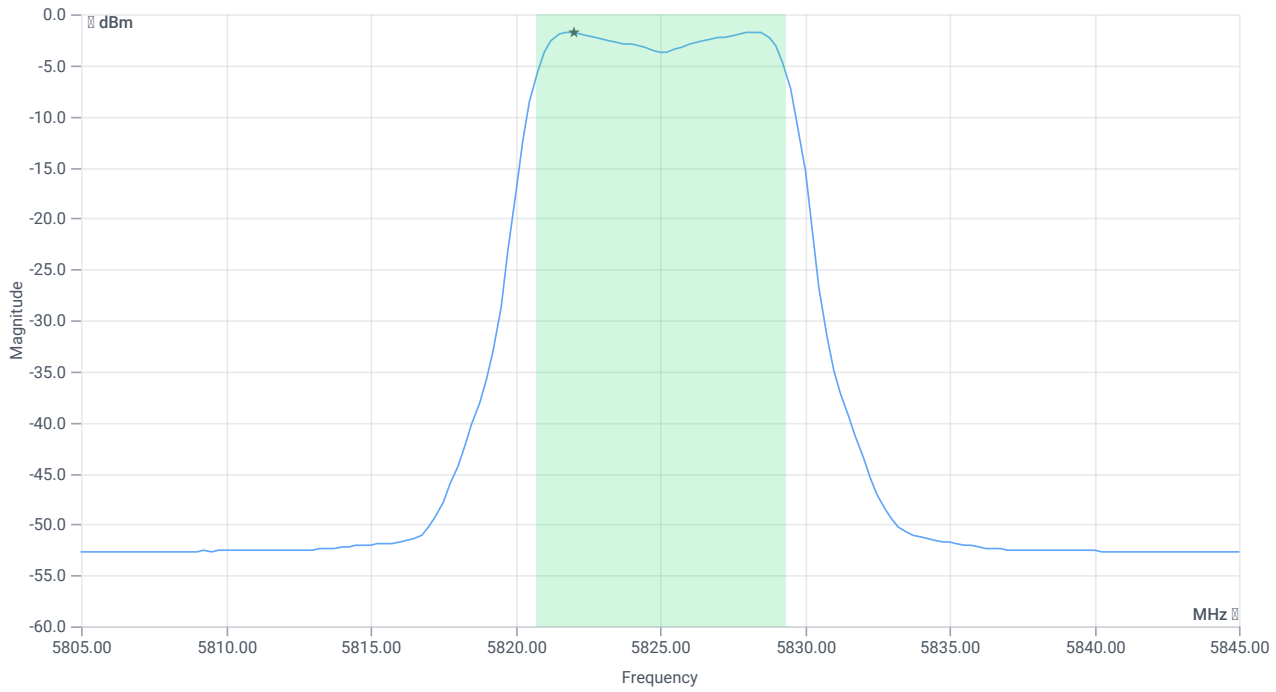

Max OP and PSD (without antenna gain)

RESULT

DESCRIPTION	LOWER LIMIT	UPPER LIMIT	MEASURED	UNIT	VERDICT
Max output power cond	---	---	6.41	dBm	INFO
Duty cycle correction	---	---	0	dB	INFO
LIMIT absolute cond					
Max output power DC corrected cond	---	30	6.41	dBm	PASS
Antenna gain applied			5.8	dBi	INFO
LIMIT absolute eirp (RSS-247 §6.2.4)					
Max output power DC corrected eirp	---	36	12.21	dBm	PASS

READ SA SETTINGS:

RefLevel [dBm] | RefLevelOffset [dB] | InpAtt [dB]	17.97 | 12.56 | 25
Start [MHz] | Stop [MHz]	5805.000 | 5845.000
RBW [MHz] | VBW [MHz]	0.500000 | 3.000000
Detector | TraceMode	RMS | MAXH
Sweep: time [ms] | count | points per Section | type	59600 | 1 | 161 | SWE

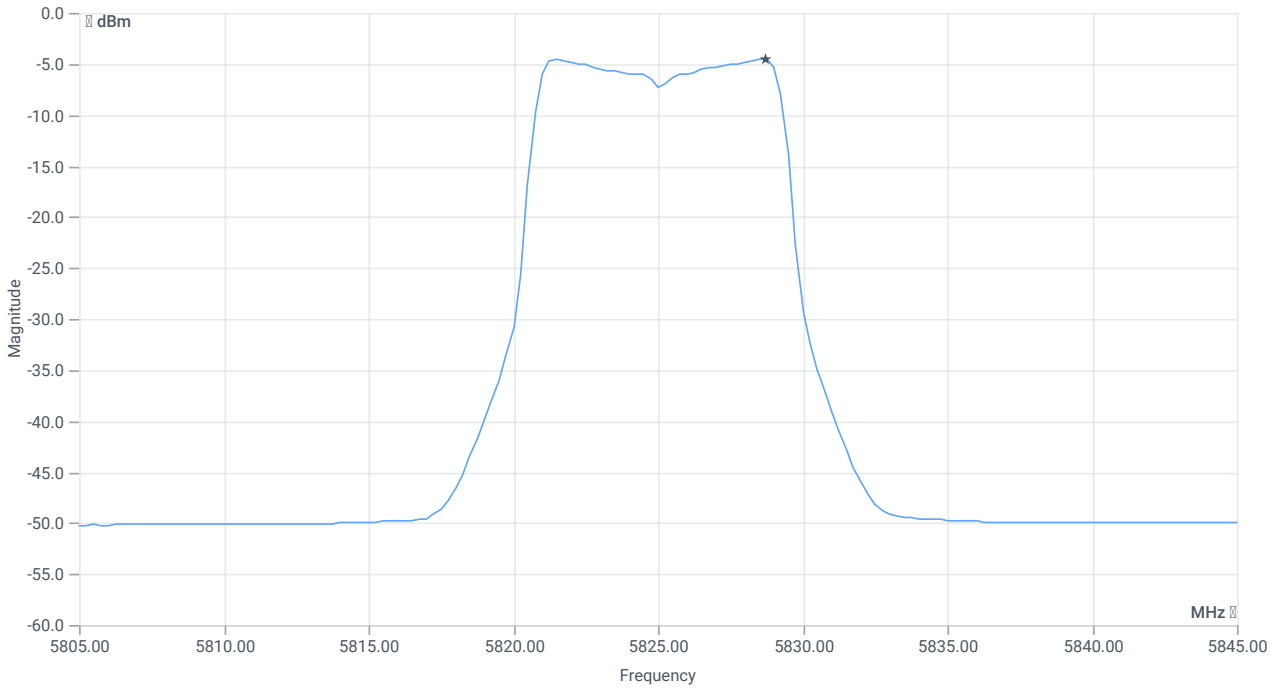

PSD UNII-3

RESULT

DESCRIPTION	LOWER LIMIT	UPPER LIMIT	MEASURED	UNIT	VERDICT
Power spectral density cond	---		-4.53	dBm/0.5MHz	INFO
Power spectral density DC corrected cond	---	30	-4.53	dBm/0.5MHz	PASS

Verdict
PASS

FCC 15.407 # Max output power and psd ~ WLAN5Gx a mode U-NII-3

References

TC start	01.06.2026 14:52:58
Ambit temp (test rack) [°C] | humidity [rel%]	22.9 | 44
System version	6.0.7.5
Standard | Version	FCC 15.407 | NI
Method	KDB789033 D02, F., E.2.e.
Description	FCC 15.407 Max Output Power & PSD - WLAN5Gx a mode U-NII-3
Information	U-NII-3_OFDM_a-mode_10Mhz_ANT2_PS10 avg

EUT Common Settings WLAN5Gx

Number of antenna ports	2
User Interaction	No
Device class U-NII-1 (FCC)	Client
Limit W52 japan	Standard
TPC supported	No
Vehicle use (ISED)	No

Equipment

Signal analyzer,Rohde&Schwarz,FSV-40,1307.9002K40/101042,3.71
Switch matrix,cetecom advanced GmbH,USM,B002,1.0.0

Test Parameter

Technology to test	WLAN5Gx a mode
EUT port	EUT2
Temperature	nom
Voltage	nom
Frequency low to test	False | Freq [MHz] 5745
Frequency mid to test	False | Freq [MHz] 5785
Frequency high to test	True | Freq [MHz] 5825
Auto control enabled power supply | Climatic Box	No | No
Additional path loss [dB]	0
Full path type	EUT_SA_GEN_SIG
Full path name	EUT2.MP.SIG1/EUT2.SA/EUT2.GEN1/EUT2.GEN2/
Switch bits	00100010:00010001:00000000:00000001

Test at TX 5825 MHz

RESULT: Reference power cond.

DESCRIPTION	LOWER LIMIT	UPPER LIMIT	MEASURED	UNIT	VERDICT
Ref. power 1MHz/1MHz cond.	---	---	5.75	dBm	INFO
Ref. frequency	---	---	5828.400	MHz	INFO

Evaluation max. duty cycle

Duty cycle evaluation

DESCRIPTION	LOWER LIMIT	UPPER LIMIT	MEASURED	UNIT	VERDICT
Duty cycle min	---	---	0	dB	DC > 98% defined

Evaluation bandwidth

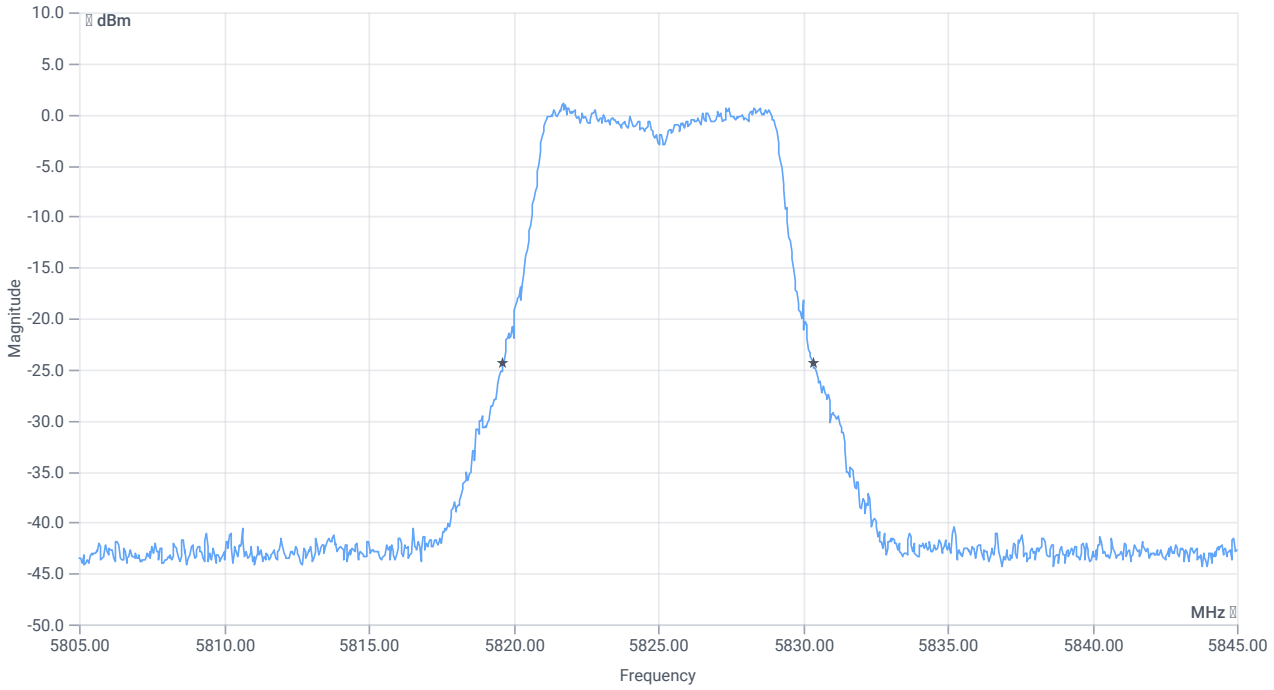

BW 26dB

RESULT

DESCRIPTION	LOWER LIMIT	UPPER LIMIT	MEASURED	UNIT	VERDICT
Bandwidth 26dB	---	---	10.72	MHz	INFO
T1 26dB	---	---	5819.6400	MHz	INFO
T2 26dB	---	---	5830.3600	MHz	INFO

Maximum Output Power

READ SA SETTINGS:

RefLevel [dBm] | RefLevelOffset [dB] | InpAtt [dB]	17.75 | 12.56 | 20
Start [MHz] | Stop [MHz]	5805.000 | 5845.000
RBW [MHz] | VBW [MHz]	1.000000 | 3.000000
Detector | TraceMode	RMS | MAXH
Sweep: time [ms] | count | points per Section | type	59600 | 1 | 161 | SWE

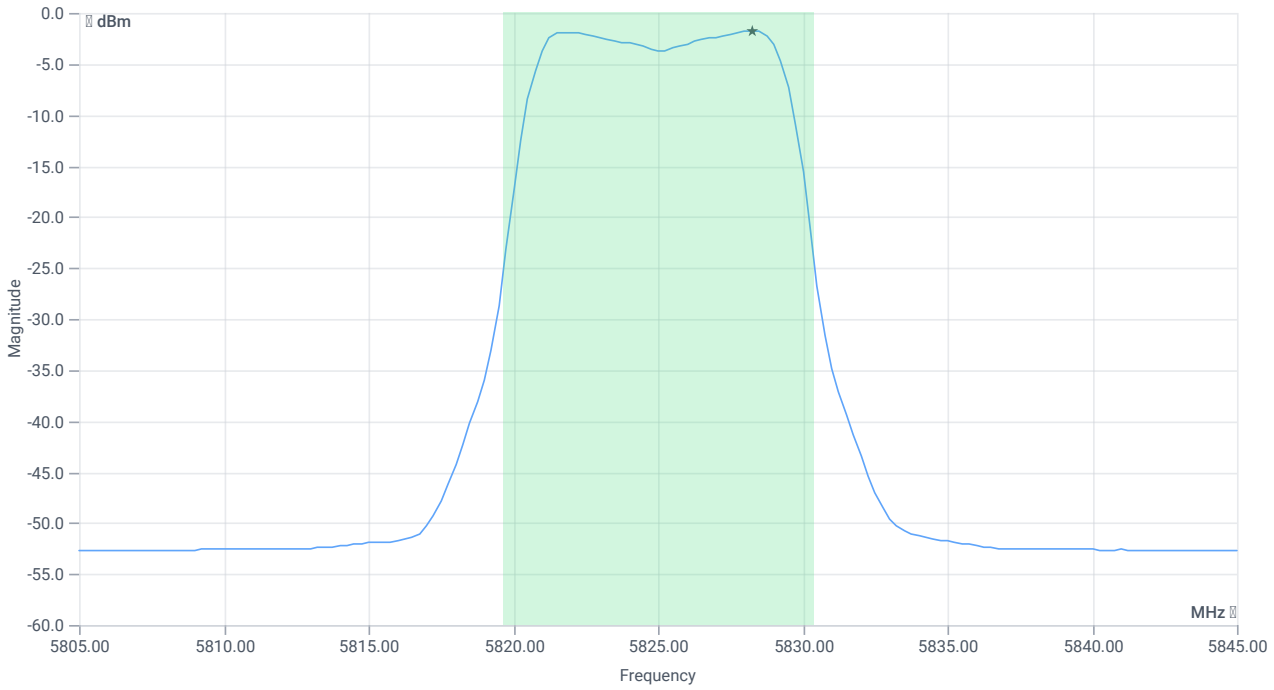

Max OP and PSD

RESULT

CONDUCTED LIMITS FOR MAX ANTENNA GAIN OF 6 D BI					
Description	Lower Limit	Upper Limit	Measured	Unit	Verdict
Max output power cond	---	---	6.54	dBm	INFO
Duty cycle correction	---	---	0	dB	INFO
LIMIT absolute:					
Max output power DC corrected cond	---	30	6.54	dBm	PASS
LIMIT: 11 dBm + 10 log 10.72					
Max output power DC corrected cond	---	21.3	6.54	dBm	na

Power Spectral Density U-NII-3

READ SA SETTINGS:

RefLevel [dBm] | RefLevelOffset [dB] | InpAtt [dB]	17.75 | 12.56 | 25

READ SA SETTINGS:

Start [MHz] | Stop [MHz]	5805.000 | 5845.000
RBW [MHz] | VBW [MHz]	0.500000 | 3.000000
Detector | TraceMode	RMS | MAXH
Sweep: time [ms] | count | points per Section | type	59600 | 1 | 161 | SWE

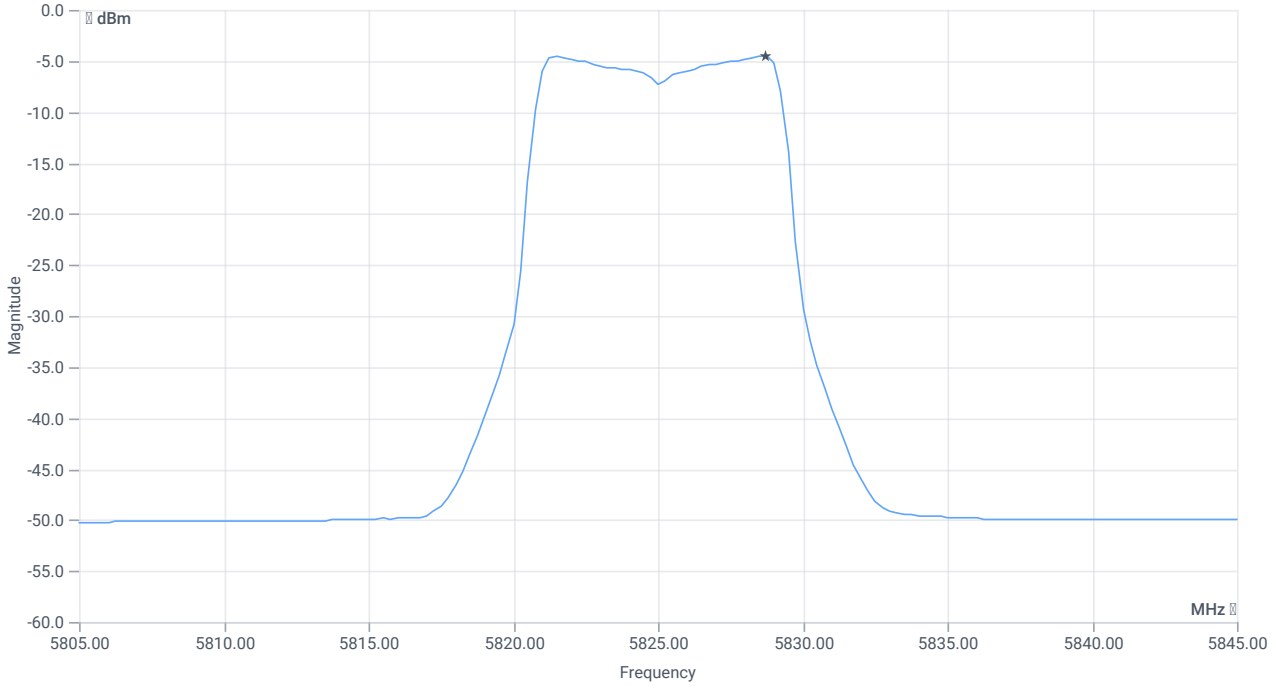

PSD UNII-3

RESULT

CONDUCTED LIMITS FOR MAX ANTENNA GAIN OF 6 D BI					
Description	Lower Limit	Upper Limit	Measured	Unit	Verdict
Power spectral density cond	---	---	-4.5	dBm/0.5MHz	INFO
Duty cycle correction	---	---	0	dB	INFO
Power spectral density DC corrected cond	---	30	-4.5	dBm/0.5MHz	PASS

Verdict
PASS

NA # Peak output power 3MHz/3MHz ~ WLAN5Gx a mode U-NII-3

References

TC start	01.06.2026 14:52:31
Ambit temp (test rack) [°C] | humidity [rel%]	22.9 | 44
System version	6.0.7.5
Standard | Version	NA | NI
Method	
Description	Peak OP 3MHz/3MHz - WLAN5Gx a mode U-NII-3
Information	U-NII-3_OFDM_a-mode_10Mhz_ANT2_PS10 avg

EUT Common Settings WLAN5Gx

Number of antenna ports	2
User Interaction	No
Device class U-NII-1 (FCC)	Client
Limit W52 japan	Standard
TPC supported	No
Vehicle use (ISED)	No

Equipment

Signal analyzer,Rohde&Schwarz,FSV-40,1307.9002K40/101042,3.71
Switch matrix,cetecom advanced GmbH,USM,B002,1.0.0

Test Parameter

Technology to test	WLAN5Gx a mode
EUT port	EUT2
Temperature	nom
Voltage	nom
Frequency low to test	False | Freq [MHz] 5745
Frequency mid to test	False | Freq [MHz] 5785
Frequency high to test	True | Freq [MHz] 5825
Auto control enabled power supply | Climatic Box	No | No
Additional path loss [dB]	0
Full path type	EUT_SA_GEN_SIG
Full path name	EUT2.MP.SIG1/EUT2.SA/EUT2.GEN1/EUT2.GEN2/
Switch bits	00100010:00010001:00000000:00000001

Test at TX 5825 MHz

RESULT: Reference power cond.

DESCRIPTION	LOWER LIMIT	UPPER LIMIT	MEASURED	UNIT	VERDICT
Ref. power 1MHz/1MHz cond.	---	---	6.45	dBm	INFO
Ref. frequency	---	---	5823.600	MHz	INFO

READ SA SETTINGS:

RefLevel [dBm] | RefLevelOffset [dB] | InpAtt [dB]	18.45 | 12.56 | 25
Start [MHz] | Stop [MHz]	5800.000 | 5850.000
RBW [MHz] | VBW [MHz]	3.000000 | 3.000000
Detector | TraceMode	POS | MAXH
Sweep: time [ms] | count | points per Section | type	300 | 20 | 1001 | SWE

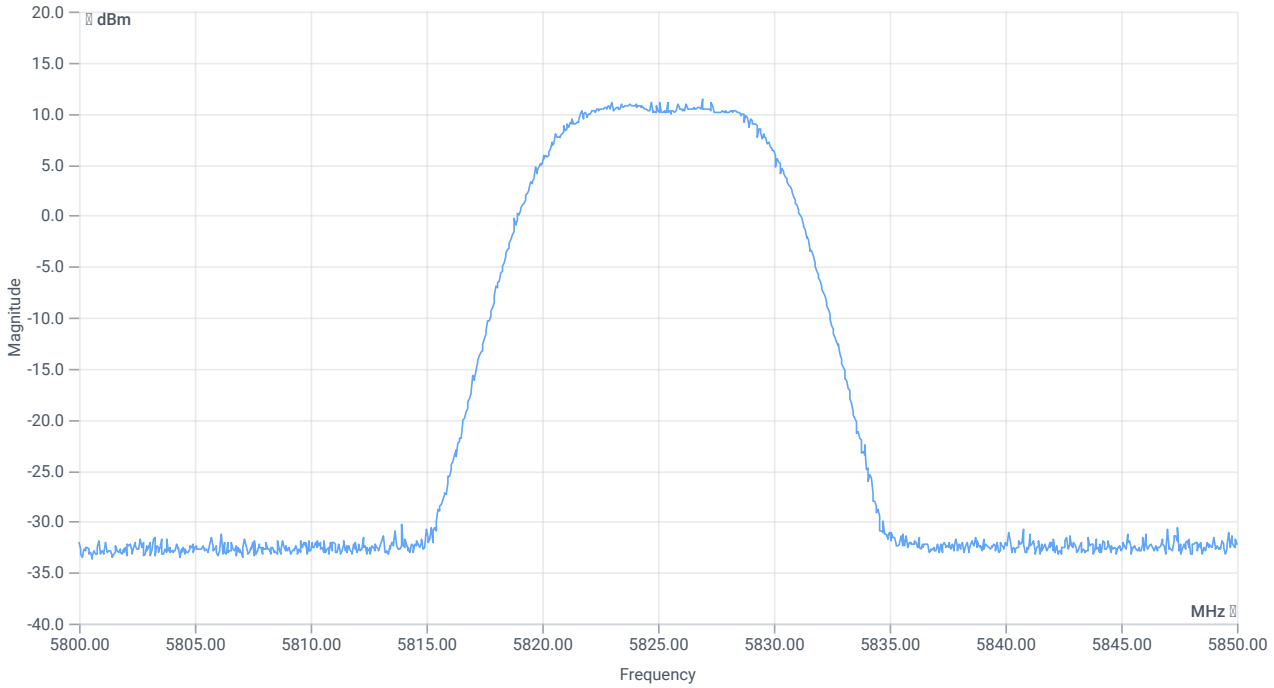

Peak output power

RESULT

DESCRIPTION	LOWER LIMIT	UPPER LIMIT	MEASURED	UNIT	VERDICT
Peak Power	---	---	11.35	dBm	INFO
Peak Power	---	---	13.645831	mW	INFO
Frequency at Peak	---	---	5826.898	MHz	INFO

Verdict
PASS

NA # Message with SA scan ~

References

TC start	01.06.2026 14:52:07
Ambit temp (test rack) [°C] | humidity [rel%]	22.9 | 44
System version	6.0.7.5
Standard | Version	NA | NI
Method	
Description	Message with SA Scan a_mode_U_NII_3
Information	U-NII-3_OFDM_a-mode_10Mhz_ANT2_PS10 avg

Equipment

Signal analyzer,Rohde&Schwarz,FSV-40,1307.9002K40/101042,3.71
Switch matrix,cetecom advanced GmbH,USM,B002,1.0.0

Test Parameter

Full path type	EUT_SA_GEN_SIG
Full path name	EUT2.MP.SIG1/EUT2.SA/EUT2.GEN1/EUT2.GEN2/
Switch bits	00100010:00010001:00000000:00000001
Message start	01.06.2026 14:52:10
Message	set WLAN5Gx to a_mode_U_NII_3, Frequency [MHz] 5825 Information: U-NII-3_OFDM_a-mode_10Mhz_ANT2_PS10 avg

Verdict
INFO

FCC 15.407, ISED RSS247 # Emission mask (eirp) ~ WLAN5Gx a mode U-NII-3

References

TC start	01.06.2026 14:51:27
Ambit temp (test rack) [°C] | humidity [rel%]	22.9 | 44
System version	6.0.7.5
Standard | Version	FCC 15.407, ISED RSS247 | NI
Method	NI
Description	FCC 15.407 Emission mask - WLAN5Gx a mode U-NII-3
Information	U-NII-3_OFDM_a-mode_10Mhz_ANT2_PS10 avg

EUT Common Settings WLAN5Gx

Number of antenna ports	2
User Interaction	No
Device class U-NII-1 (FCC)	Client
Limit W52 japan	Standard
TPC supported	No
Vehicle use (ISED)	No

Equipment

Signal analyzer,Rohde&Schwarz,FSV-40,1307.9002K40/101042,3.71
Switch matrix,cetecom advanced GmbH,USM,B002,1.0.0

Test Parameter

Technology to test	WLAN5Gx a mode
EUT port	EUT2
Temperature	nom
Voltage	nom
Frequency low to test	False | Freq [MHz] 5745
Frequency mid to test	True | Freq [MHz] 5785
Frequency high to test	False | Freq [MHz] 5825
Auto control enabled power supply | Climatic Box	No | No
Additional path loss [dB]	0
Full path type	EUT_SA_GEN_SIG
Full path name	EUT2.MP.SIG1/EUT2.SA/EUT2.GEN1/EUT2.GEN2/
Switch bits	00100010:00010001:00000000:00000001

Test at TX 5785 MHz

Number of antenna ports: 2

reduction of limit due to number of antenna ports [dB]: 3

RESULT: Reference power cond.

DESCRIPTION	LOWER LIMIT	UPPER LIMIT	MEASURED	UNIT	VERDICT
Ref. power 1MHz/1MHz cond.	---	---	5.73	dBm	INFO
Ref. frequency	---	---	5782.000	MHz	INFO

Antenna gain

Considered antenna gain [dBi]:	6.06 / max found in range 5625 to 5950 MHz

READ SA SETTINGS:

RefLevel [dBm] | RefLevelOffset [dB] | InpAtt [dB]	8.73 | 12.82 | 15
Start [MHz] | Stop [MHz]	5625.000 | 5950.000
RBW [MHz] | VBW [MHz]	1.000000 | 3.000000
Detector | TraceMode	POS | MAXH
Sweep: time [ms] | count | points per Section | type	1 | 2500 | 1001 | SWE

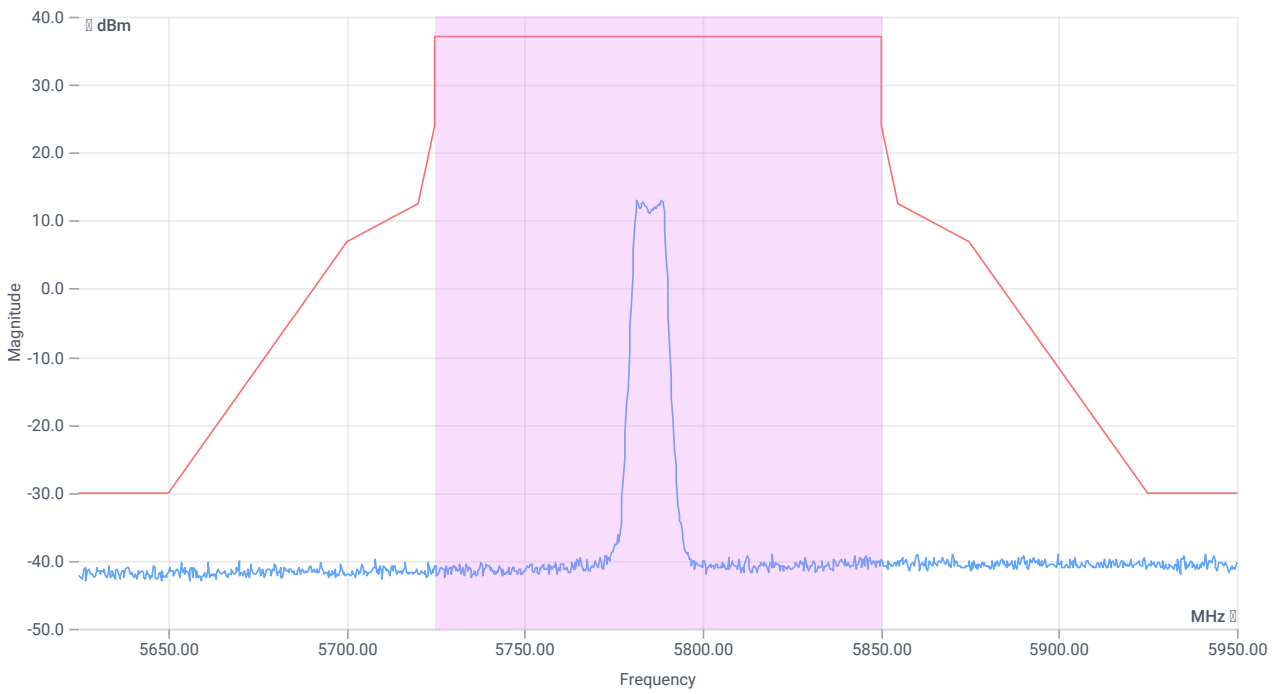

Emission Mask (e.i.r.p)

RESULT

DESCRIPTION	LOWER LIMIT	UPPER LIMIT	MEASURED	UNIT	VERDICT

Verdict
PASS

FCC 15.407, ISED RSS247 # Minimum emission bandwidth ~ WLAN5Gx a mode U-NII-3

References

TC start	01.06.2026 14:50:39
Ambit temp (test rack) [°C] | humidity [rel%]	22.9 | 44
System version	6.0.7.5
Standard | Version	FCC 15.407, ISED RSS247 | NI
Method	KDB789033 D02, C.2.
Description	FCC 15.407 Min Emission Bandwidth - WLAN5Gx a mode U-NII-3
Information	U-NII-3_OFDM_a-mode_10Mhz_ANT2_PS10 avg

EUT Common Settings WLAN5Gx

Number of antenna ports	2
User Interaction	No
Device class U-NII-1 (FCC)	Client
Limit W52 japan	Standard
TPC supported	No
Vehicle use (ISED)	No

Equipment

Signal analyzer,Rohde&Schwarz,FSV-40,1307.9002K40/101042,3.71
Switch matrix,cetecom advanced GmbH,USM,B002,1.0.0

Test Parameter

Technology to test	WLAN5Gx a mode
EUT port	EUT2
Temperature	nom
Voltage	nom
Frequency low to test	False | Freq [MHz] 5745
Frequency mid to test	True | Freq [MHz] 5785
Frequency high to test	False | Freq [MHz] 5825
Auto control enabled power supply | Climatic Box	No | No
Additional path loss [dB]	0
Full path type	EUT_SA_GEN_SIG
Full path name	EUT2.MP.SIG1/EUT2.SA/EUT2.GEN1/EUT2.GEN2/
Switch bits	00100010:00010001:00000000:00000001

Test at TX 5785 MHz

RESULT: Reference power cond.

DESCRIPTION	LOWER LIMIT	UPPER LIMIT	MEASURED	UNIT	VERDICT
Ref. power 1MHz/1MHz cond.	---	---	6.54	dBm	INFO
Ref. frequency	---	---	5783.200	MHz	INFO

READ SA SETTINGS:

RefLevel [dBm] | RefLevelOffset [dB] | InpAtt [dB]	18.54 | 12.82 | 25
Start [MHz] | Stop [MHz]	5760.000 | 5810.000
RBW [MHz] | VBW [MHz]	0.100000 | 0.300000
Detector | TraceMode	POS | MAXH
Sweep: time [ms] | count | points per Section | type	2 | 1500 | 1001 | SWE

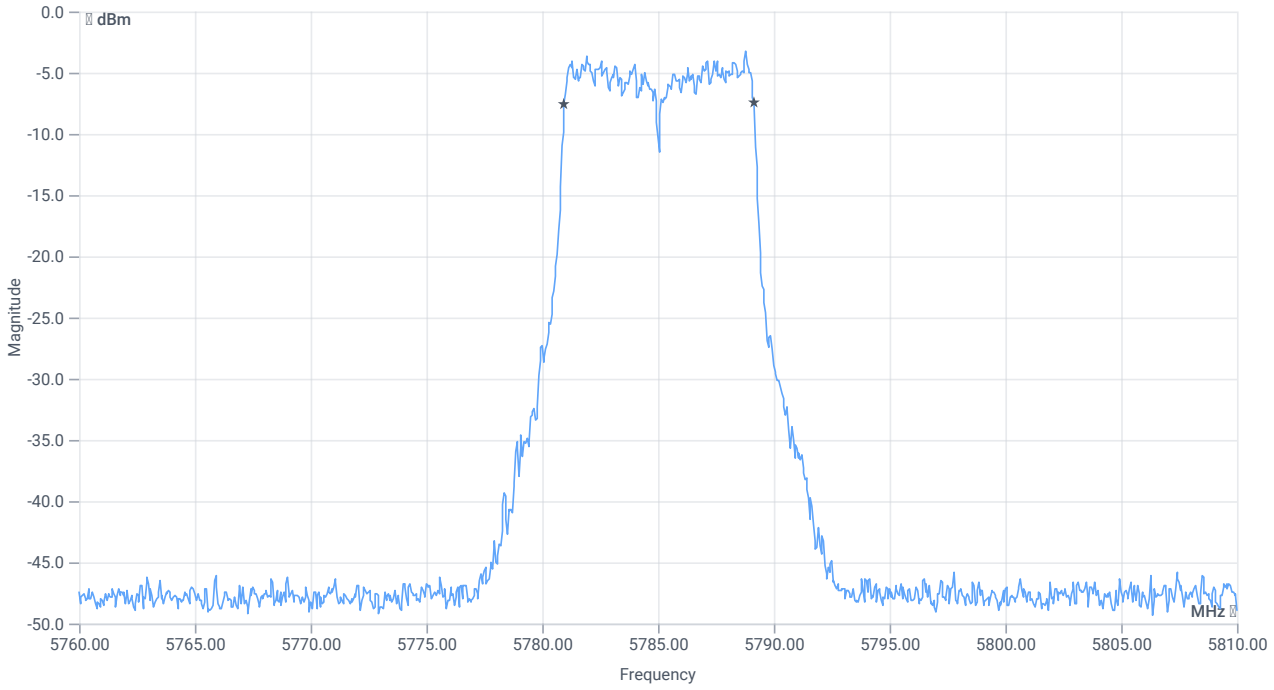

BW 6dB

RESULT

DESCRIPTION	LOWER LIMIT	UPPER LIMIT	MEASURED	UNIT	VERDICT
Bandwidth (6dB)	0.500	---	8.2	MHz	PASS

Verdict
PASS

FCC 15.407, ISED RSS247 # Bandwidths 99PCT and 26dB (UNII-3 20dB) ~ WLAN5Gx a mode U-NII-3

References

TC start	01.06.2026 14:50:07
Ambit temp (test rack) [°C] | humidity [rel%]	22.9 | 44
System version	6.0.7.5
Standard | Version	FCC 15.407, ISED RSS247 | NI
Method	26dB Bandwidth KDB789033 D02, C.1 / ISED RSS-GEN
Description	FCC 15.407 Bandwidths - WLAN5Gx a mode U-NII-3
Information	U-NII-3_OFDM_a-mode_10Mhz_ANT2_PS10 avg

EUT Common Settings WLAN5Gx

Number of antenna ports	2
User Interaction	No
Device class U-NII-1 (FCC)	Client
Limit W52 japan	Standard
TPC supported	No
Vehicle use (ISED)	No

Equipment

Signal analyzer,Rohde&Schwarz,FSV-40,1307.9002K40/101042,3.71
Switch matrix,cetecom advanced GmbH,USM,B002,1.0.0

Test Parameter

Technology to test	WLAN5Gx a mode
EUT port	EUT2
Temperature	nom
Voltage	nom
Frequency low to test	False | Freq [MHz] 5745
Frequency mid to test	True | Freq [MHz] 5785
Frequency high to test	False | Freq [MHz] 5825
Auto control enabled power supply | Climatic Box	No | No
Additional path loss [dB]	0
Full path type	EUT_SA_GEN_SIG
Full path name	EUT2.MP.SIG1/EUT2.SA/EUT2.GEN1/EUT2.GEN2/
Switch bits	00100010:00010001:00000000:00000001

Test at TX 5785 MHz

RESULT: Reference power cond.

DESCRIPTION	LOWER LIMIT	UPPER LIMIT	MEASURED	UNIT	VERDICT
Ref. power 1MHz/1MHz cond.	---	---	5.32	dBm	INFO
Ref. frequency	---	---	5784.200	MHz	INFO

READ SA SETTINGS:

RefLevel [dBm] | RefLevelOffset [dB] | InpAtt [dB]	13.32 | 12.82 | 20
Start [MHz] | Stop [MHz]	5760.000 | 5810.000
RBW [MHz] | VBW [MHz]	0.300000 | 1.000000
Detector | TraceMode	POS | MAXH
Sweep: time [ms] | count | points per Section | type	1 | 2500 | 1001 | SWE

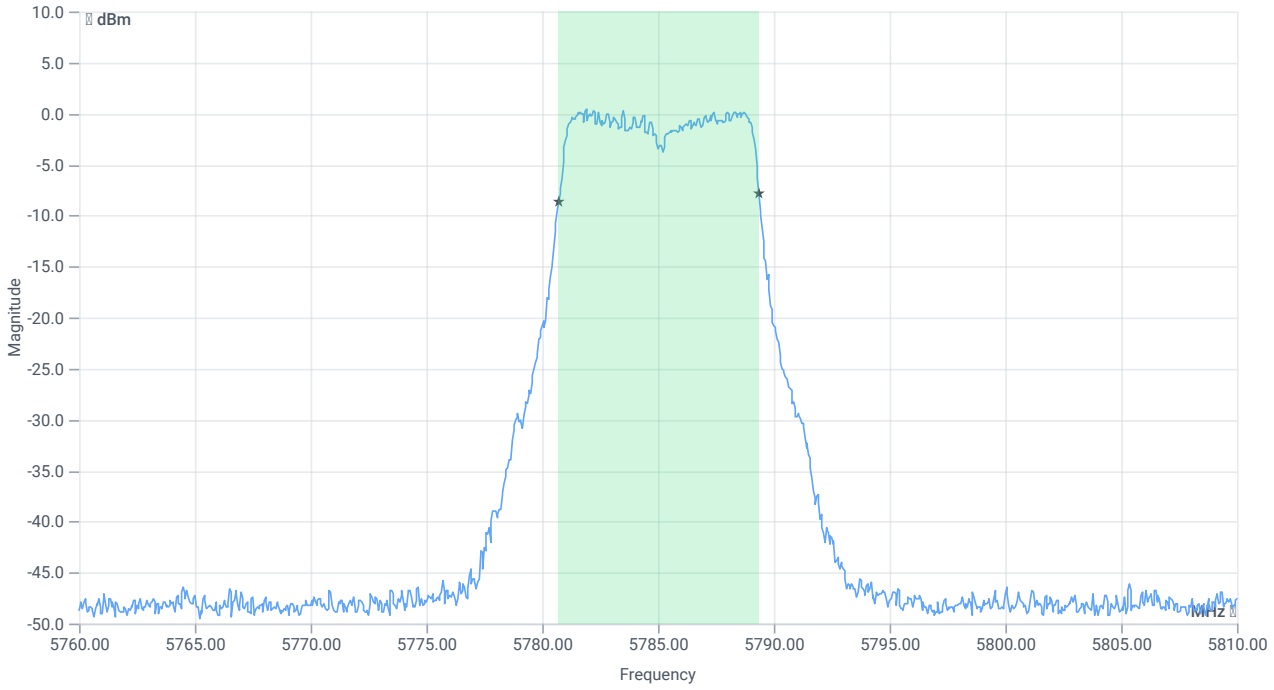

BW 99PCT

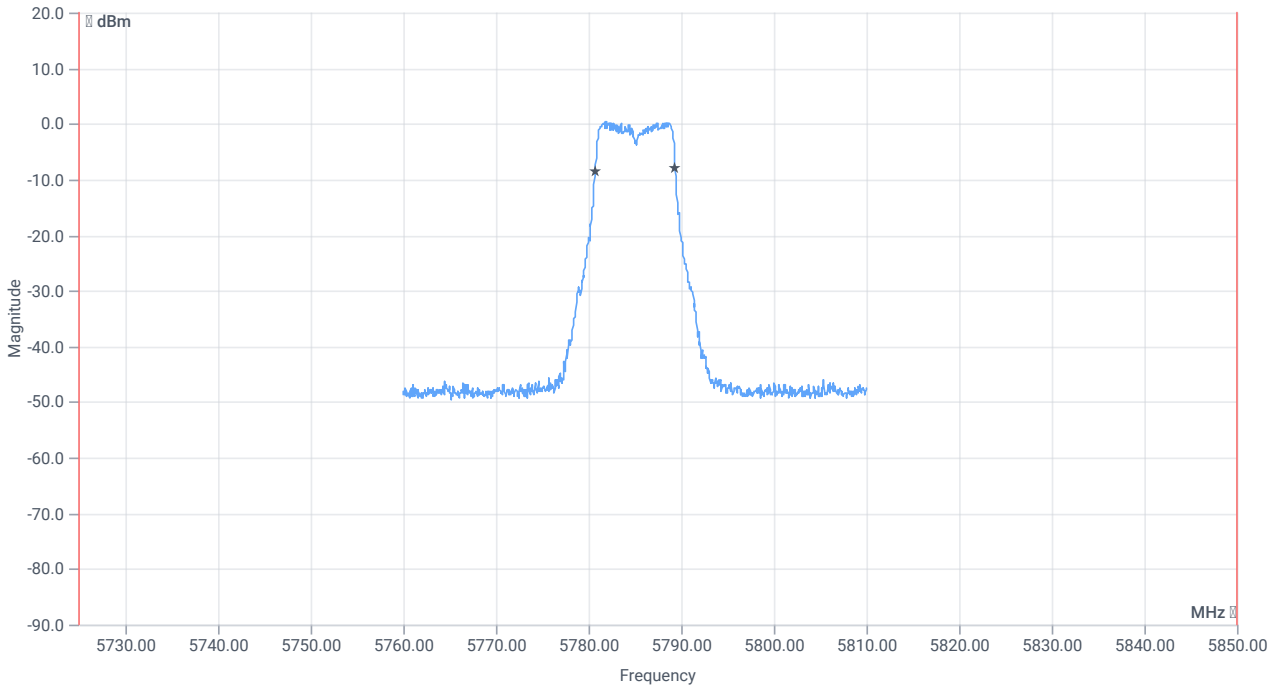

BW within band 99PCT

RESULT

DESCRIPTION	LOWER LIMIT	UPPER LIMIT	MEASURED	UNIT	VERDICT
Bandwidth 99%	---	---	8.641	MHz	INFO
T1 99%	5725.000000	---	5780.7043	MHz	PASS
T2 99%	---	5850.000000	5789.3457	MHz	PASS since U-NII-4 is supported

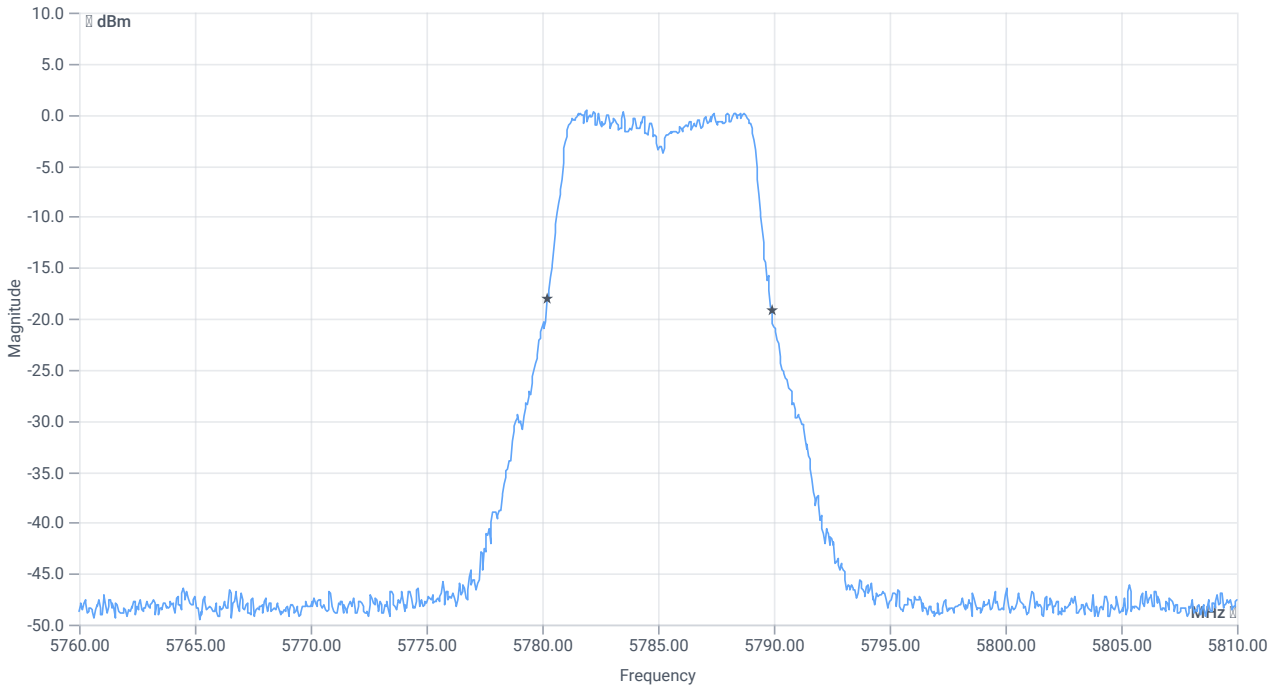

BW 20dB

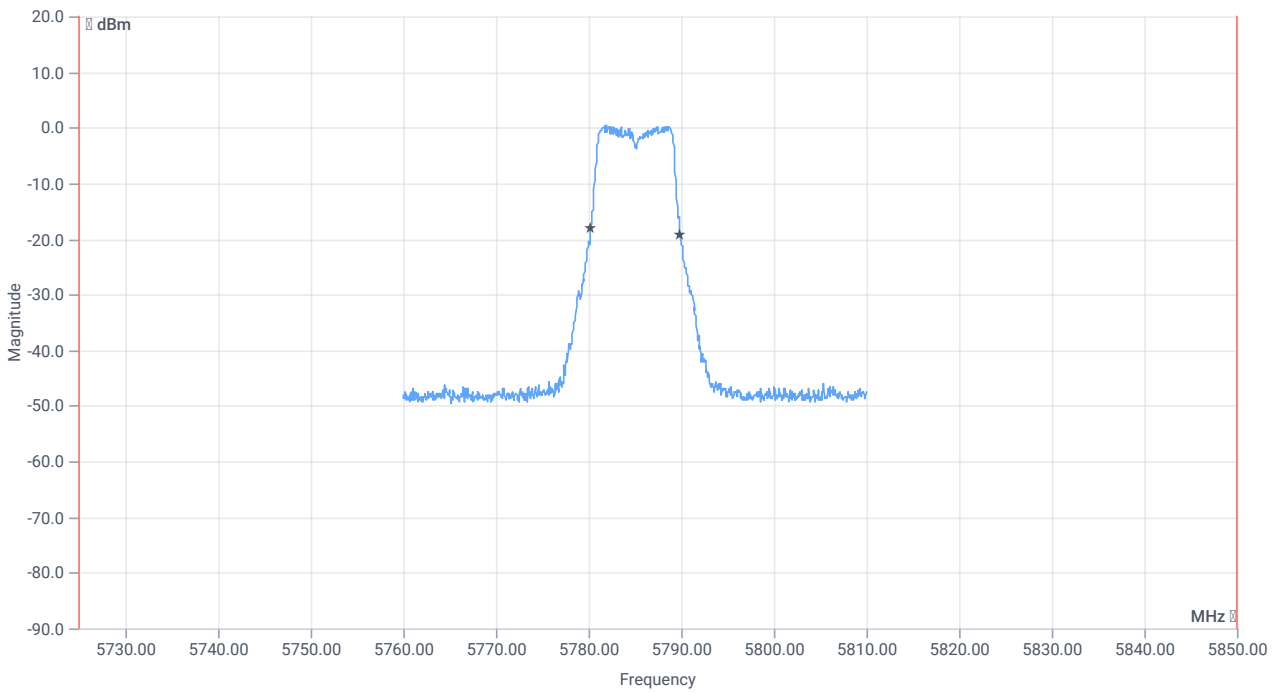

BW within band 20dB

RESULT

DESCRIPTION	LOWER LIMIT	UPPER LIMIT	MEASURED	UNIT	VERDICT
Bandwidth 20dB	---	---	9.7	MHz	INFO
T1 20dB	5725.000000	---	5780.2000	MHz	PASS

RESULT

DESCRIPTION	LOWER LIMIT	UPPER LIMIT	MEASURED	UNIT	VERDICT
T2 20dB	---	5850.000000	5789.9000	MHz	PASS since U-NII-4 is supported

Verdict
PASS

ISED RSS247 # Max output power and psd ~ WLAN5Gx a mode U-NII-3

References

TC start	01.06.2026 14:47:30
Ambit temp (test rack) [°C] | humidity [rel%]	22.9 | 44
System version	6.0.7.5
Standard | Version	ISED RSS247 | NI
Method	
Description	ISED Max Output Power & PSD - WLAN5Gx a mode U-NII-3
Information	U-NII-3_OFDM_a-mode_10Mhz_ANT2_PS10 avg

EUT Common Settings WLAN5Gx

Number of antenna ports	2
User Interaction	No
Device class U-NII-1 (FCC)	Client
Limit W52 japan	Standard
TPC supported	No
Vehicle use (ISED)	No

Equipment

Signal analyzer,Rohde&Schwarz,FSV-40,1307.9002K40/101042,3.71
Switch matrix,cetecom advanced GmbH,USM,B002,1.0.0

Test Parameter

Technology to test	WLAN5Gx a mode
EUT port	EUT2
Temperature	nom
Voltage	nom
Frequency low to test	False | Freq [MHz] 5745
Frequency mid to test	True | Freq [MHz] 5785
Frequency high to test	False | Freq [MHz] 5825
Auto control enabled power supply | Climatic Box	No | No
Additional path loss [dB]	0
Full path type	EUT_SA_GEN_SIG
Full path name	EUT2.MP.SIG1/EUT2.SA/EUT2.GEN1/EUT2.GEN2/
Switch bits	00100010:00010001:00000000:00000001

Test at TX 5785 MHz

RESULT: Reference power cond.

DESCRIPTION	LOWER LIMIT	UPPER LIMIT	MEASURED	UNIT	VERDICT
Ref. power 1MHz/1MHz cond.	---	---	7.06	dBm	INFO
Ref. frequency	---	---	5782.000	MHz	INFO

Evaluation max. duty cycle

Duty cycle evaluation

DESCRIPTION	LOWER LIMIT	UPPER LIMIT	MEASURED	UNIT	VERDICT
Duty cycle min	---	---	0	dB	DC > 98% defined

Evaluation bandwidth

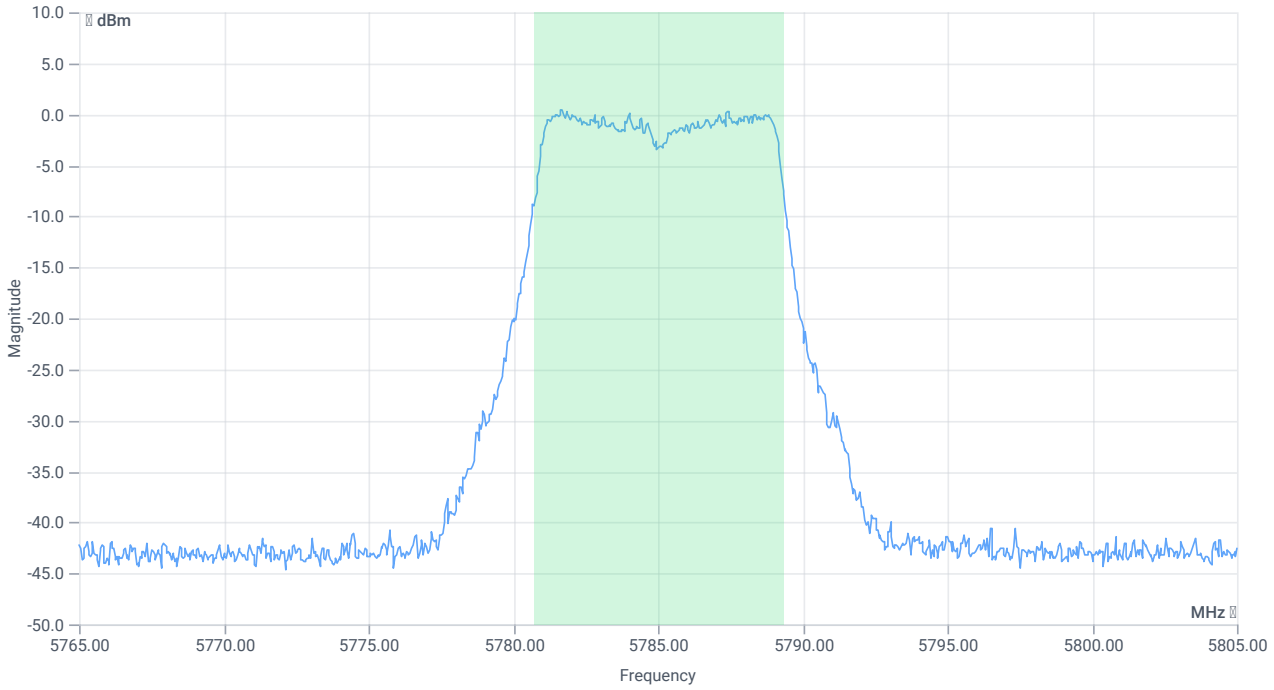

BW 99PCT

RESULT

DESCRIPTION	LOWER LIMIT	UPPER LIMIT	MEASURED	UNIT	VERDICT
Bandwidth 99%	---	---	8.631	MHz	INFO
T1 99%	---	---	5780.7243	MHz	INFO
T2 99%	---	---	5789.3556	MHz	INFO

Maximum Output Power

Antenna gain

Considered antenna gain [dBi]:	5.8 @ 5785 MHz

READ SA SETTINGS:

RefLevel [dBm] | RefLevelOffset [dB] | InpAtt [dB]	19.06 | 12.82 | 25
Start [MHz] | Stop [MHz]	5765.000 | 5805.000
RBW [MHz] | VBW [MHz]	1.000000 | 3.000000
Detector | TraceMode	RMS | MAXH
Sweep: time [ms] | count | points per Section | type	59600 | 1 | 161 | SWE

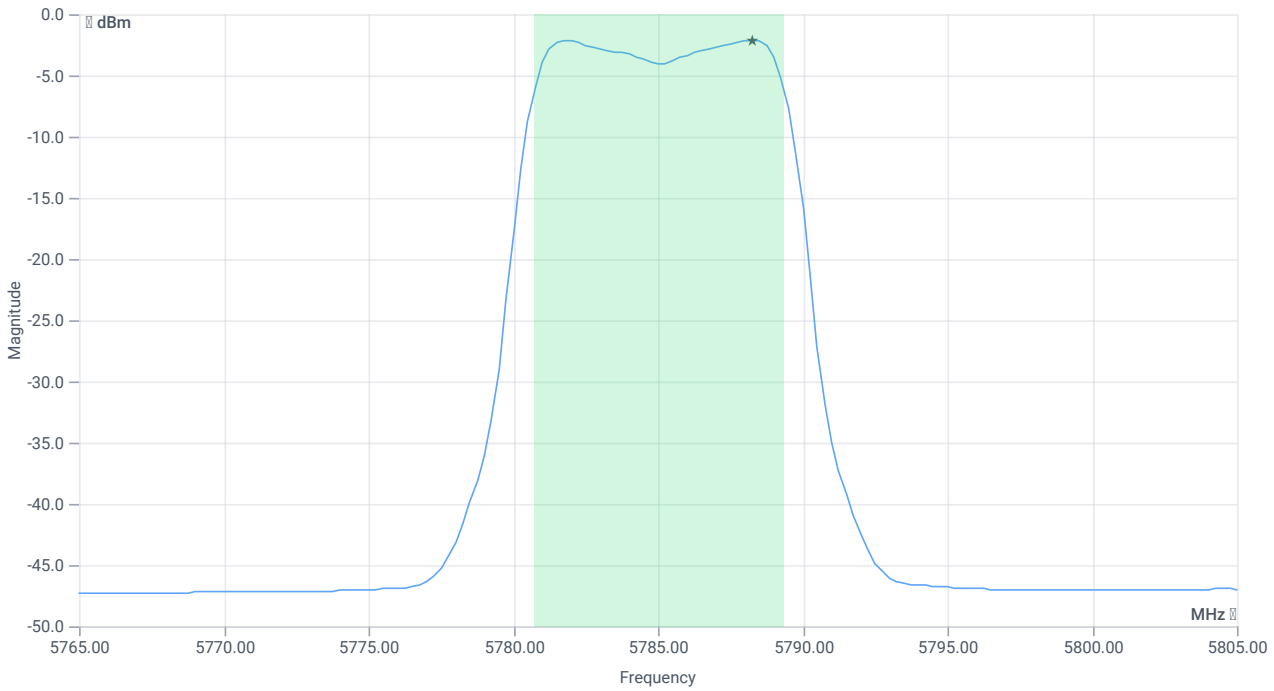

Max OP and PSD (without antenna gain)

RESULT

DESCRIPTION	LOWER LIMIT	UPPER LIMIT	MEASURED	UNIT	VERDICT
Max output power cond	---	---	6.07	dBm	INFO
Duty cycle correction	---	---	0	dB	INFO
LIMIT absolute cond					
Max output power DC corrected cond	---	30	6.07	dBm	PASS
Antenna gain applied			5.8	dBi	INFO
LIMIT absolute eirp (RSS-247 §6.2.4)					
Max output power DC corrected eirp	---	36	11.87	dBm	PASS

READ SA SETTINGS:

RefLevel [dBm] | RefLevelOffset [dB] | InpAtt [dB]	19.06 | 12.82 | 25
Start [MHz] | Stop [MHz]	5765.000 | 5805.000
RBW [MHz] | VBW [MHz]	0.500000 | 3.000000
Detector | TraceMode	RMS | MAXH
Sweep: time [ms] | count | points per Section | type	59600 | 1 | 161 | SWE

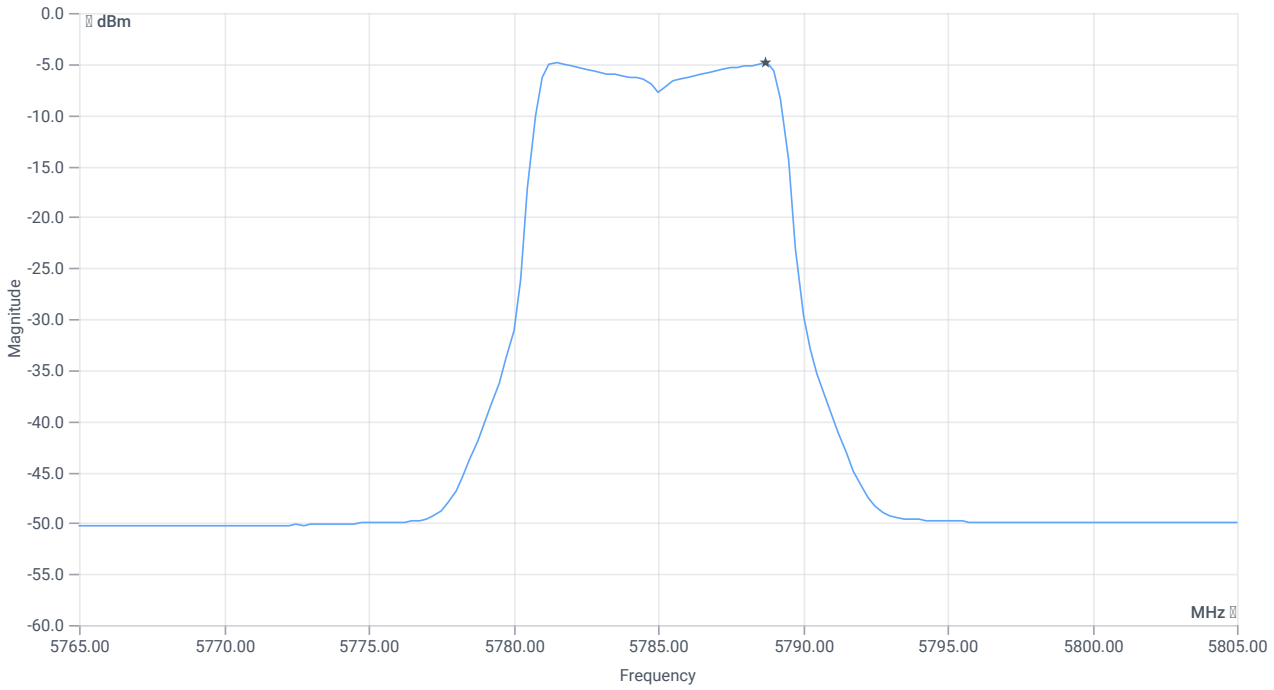

PSD UNII-3

RESULT

DESCRIPTION	LOWER LIMIT	UPPER LIMIT	MEASURED	UNIT	VERDICT
Power spectral density cond	---		-4.92	dBm/0.5MHz	INFO
Power spectral density DC corrected cond	---	30	-4.92	dBm/0.5MHz	PASS

Verdict
PASS

FCC 15.407 # Max output power and psd ~ WLAN5Gx a mode U-NII-3

References

TC start	01.06.2026 14:44:52
Ambit temp (test rack) [°C] | humidity [rel%]	22.9 | 43
System version	6.0.7.5
Standard | Version	FCC 15.407 | NI
Method	KDB789033 D02, F., E.2.e.
Description	FCC 15.407 Max Output Power & PSD - WLAN5Gx a mode U-NII-3
Information	U-NII-3_OFDM_a-mode_10Mhz_ANT2_PS10 avg

EUT Common Settings WLAN5Gx

Number of antenna ports	2
User Interaction	No
Device class U-NII-1 (FCC)	Client
Limit W52 japan	Standard
TPC supported	No
Vehicle use (ISED)	No

Equipment

Signal analyzer,Rohde&Schwarz,FSV-40,1307.9002K40/101042,3.71
Switch matrix,cetecom advanced GmbH,USM,B002,1.0.0

Test Parameter

Technology to test	WLAN5Gx a mode
EUT port	EUT2
Temperature	nom
Voltage	nom
Frequency low to test	False | Freq [MHz] 5745
Frequency mid to test	True | Freq [MHz] 5785
Frequency high to test	False | Freq [MHz] 5825
Auto control enabled power supply | Climatic Box	No | No
Additional path loss [dB]	0
Full path type	EUT_SA_GEN_SIG
Full path name	EUT2.MP.SIG1/EUT2.SA/EUT2.GEN1/EUT2.GEN2/
Switch bits	00100010:00010001:00000000:00000001

Test at TX 5785 MHz

RESULT: Reference power cond.

DESCRIPTION	LOWER LIMIT	UPPER LIMIT	MEASURED	UNIT	VERDICT
Ref. power 1MHz/1MHz cond.	---	---	8.03	dBm	INFO
Ref. frequency	---	---	5783.400	MHz	INFO

Evaluation max. duty cycle

Duty cycle evaluation

DESCRIPTION	LOWER LIMIT	UPPER LIMIT	MEASURED	UNIT	VERDICT
Duty cycle min	---	---	0	dB	DC > 98% defined

Evaluation bandwidth

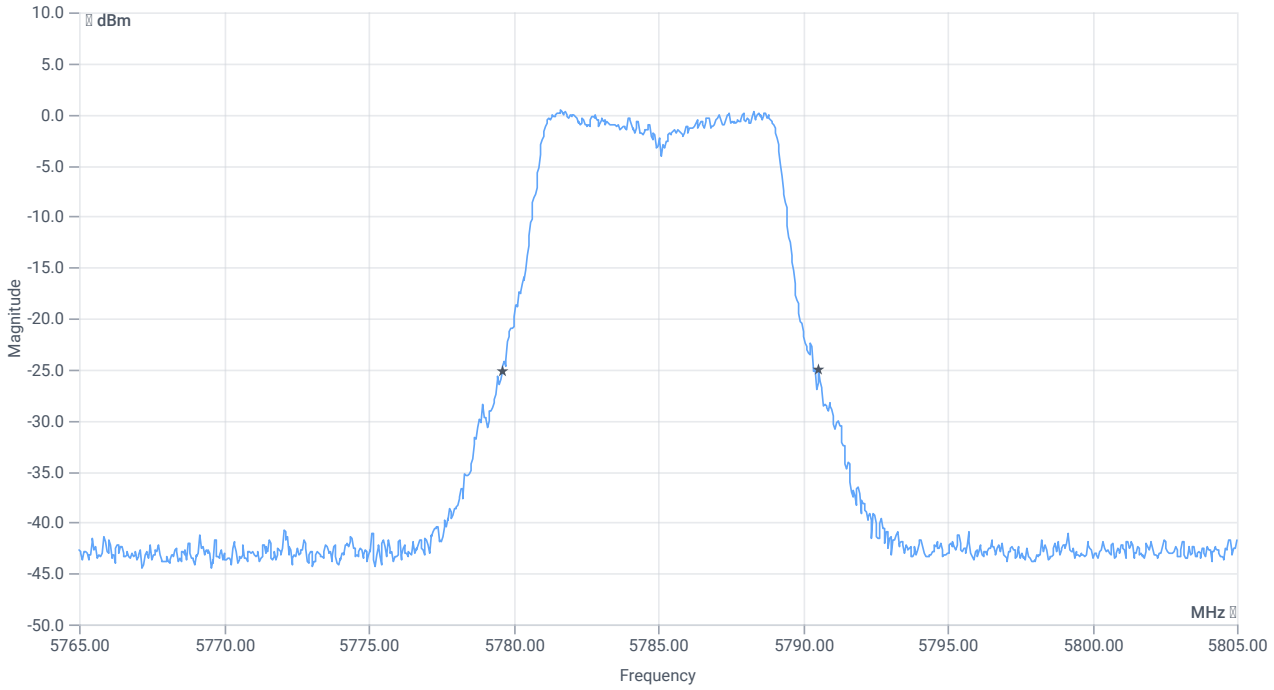

BW 26dB

RESULT

DESCRIPTION	LOWER LIMIT	UPPER LIMIT	MEASURED	UNIT	VERDICT
Bandwidth 26dB	---	---	10.96	MHz	INFO
T1 26dB	---	---	5779.6000	MHz	INFO
T2 26dB	---	---	5790.5600	MHz	INFO

Maximum Output Power

READ SA SETTINGS:

RefLevel [dBm] | RefLevelOffset [dB] | InpAtt [dB]	20.03 | 12.82 | 25
Start [MHz] | Stop [MHz]	5765.000 | 5805.000
RBW [MHz] | VBW [MHz]	1.000000 | 3.000000
Detector | TraceMode	RMS | MAXH
Sweep: time [ms] | count | points per Section | type	59600 | 1 | 161 | SWE

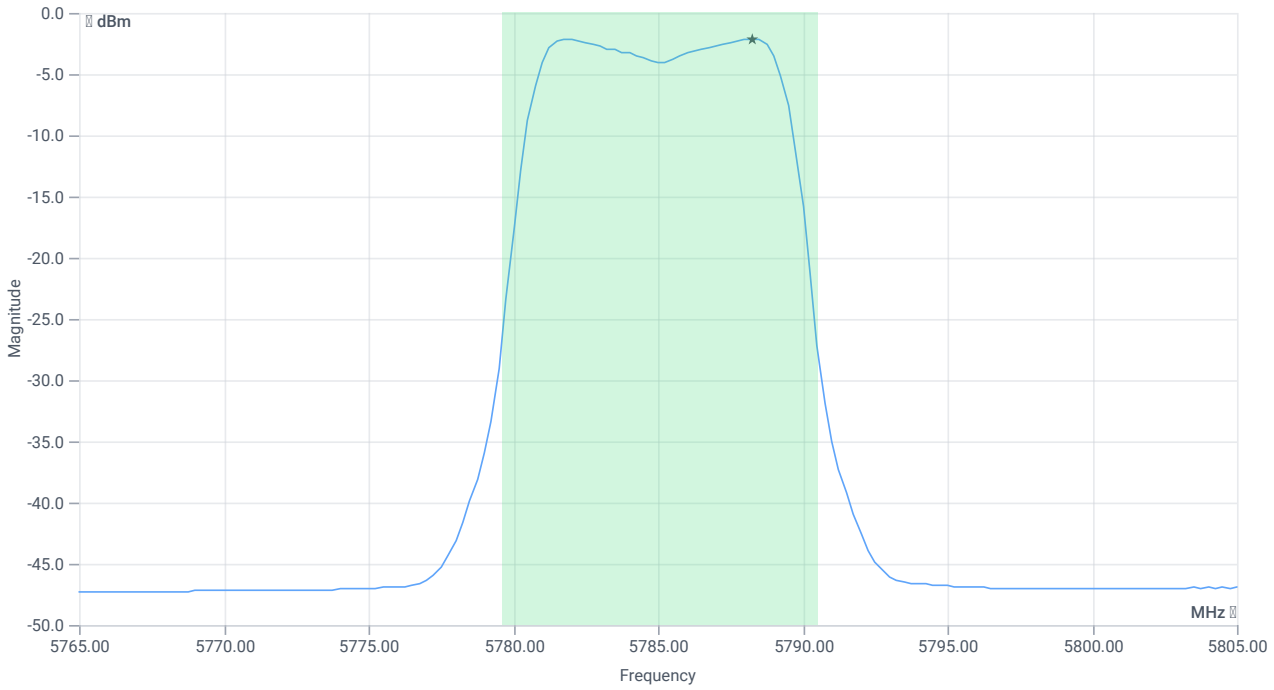

Max OP and PSD

RESULT

CONDUCTED LIMITS FOR MAX ANTENNA GAIN OF 6 D BI					
Description	Lower Limit	Upper Limit	Measured	Unit	Verdict
Max output power cond	---	---	6.22	dBm	INFO
Duty cycle correction	---	---	0	dB	INFO
LIMIT absolute:					
Max output power DC corrected cond	---	30	6.22	dBm	PASS
LIMIT: 11 dBm + 10 log 10.96					
Max output power DC corrected cond	---	21.4	6.22	dBm	na

Power Spectral Density U-NII-3

READ SA SETTINGS:

RefLevel [dBm] | RefLevelOffset [dB] | InpAtt [dB]	20.03 | 12.82 | 25

READ SA SETTINGS:

Start [MHz] | Stop [MHz]	5765.000 | 5805.000
RBW [MHz] | VBW [MHz]	0.500000 | 3.000000
Detector | TraceMode	RMS | MAXH
Sweep: time [ms] | count | points per Section | type	59600 | 1 | 161 | SWE

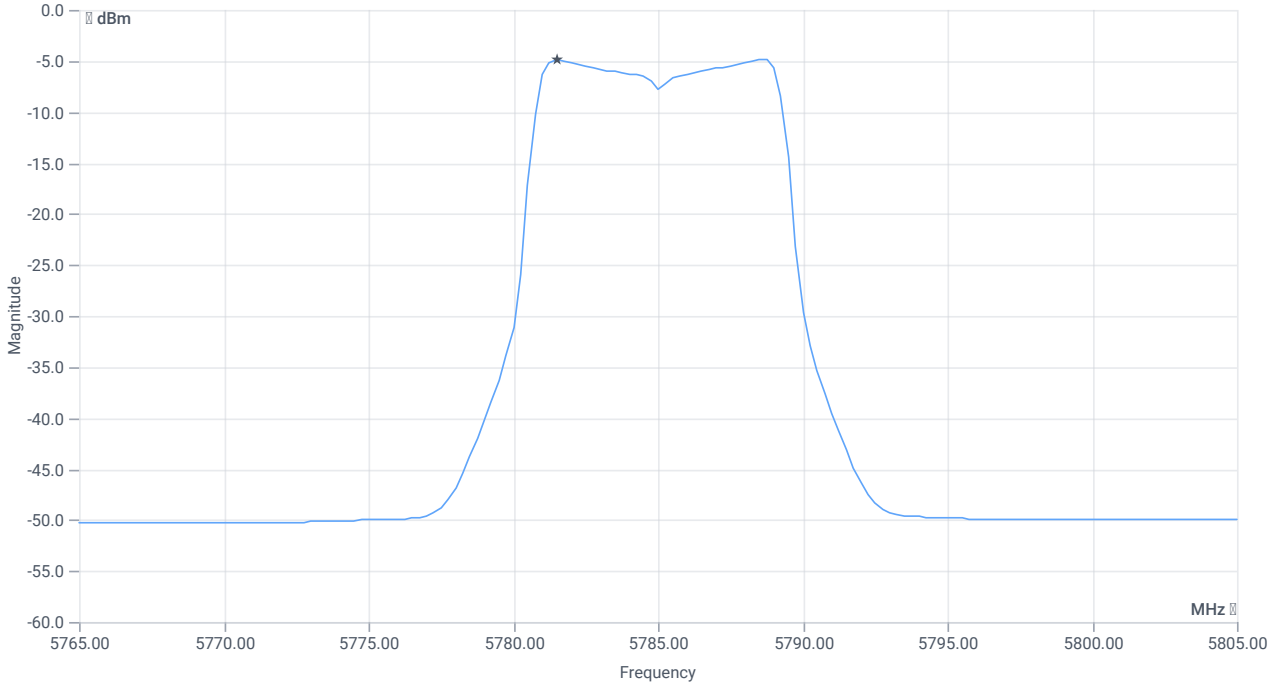

PSD UNII-3

RESULT

CONDUCTED LIMITS FOR MAX ANTENNA GAIN OF 6 D BI					
Description	Lower Limit	Upper Limit	Measured	Unit	Verdict
Power spectral density cond	---	---	-4.91	dBm/0.5MHz	INFO
Duty cycle correction	---	---	0	dB	INFO
Power spectral density DC corrected cond	---	30	-4.91	dBm/0.5MHz	PASS

Verdict
PASS

NA # Peak output power 3MHz/3MHz ~ WLAN5Gx a mode U-NII-3

References

TC start	01.06.2026 14:44:26
Ambit temp (test rack) [°C] | humidity [rel%]	22.9 | 43
System version	6.0.7.5
Standard | Version	NA | NI
Method	
Description	Peak OP 3MHz/3MHz - WLAN5Gx a mode U-NII-3
Information	U-NII-3_OFDM_a-mode_10Mhz_ANT2_PS10 avg

EUT Common Settings WLAN5Gx

Number of antenna ports	2
User Interaction	No
Device class U-NII-1 (FCC)	Client
Limit W52 japan	Standard
TPC supported	No
Vehicle use (ISED)	No

Equipment

Signal analyzer,Rohde&Schwarz,FSV-40,1307.9002K40/101042,3.71
Switch matrix,cetecom advanced GmbH,USM,B002,1.0.0

Test Parameter

Technology to test	WLAN5Gx a mode
EUT port	EUT2
Temperature	nom
Voltage	nom
Frequency low to test	False | Freq [MHz] 5745
Frequency mid to test	True | Freq [MHz] 5785
Frequency high to test	False | Freq [MHz] 5825
Auto control enabled power supply | Climatic Box	No | No
Additional path loss [dB]	0
Full path type	EUT_SA_GEN_SIG
Full path name	EUT2.MP.SIG1/EUT2.SA/EUT2.GEN1/EUT2.GEN2/
Switch bits	00100010:00010001:00000000:00000001

Test at TX 5785 MHz

RESULT: Reference power cond.

DESCRIPTION	LOWER LIMIT	UPPER LIMIT	MEASURED	UNIT	VERDICT
Ref. power 1MHz/1MHz cond.	---	---	5.65	dBm	INFO
Ref. frequency	---	---	5783.400	MHz	INFO

READ SA SETTINGS:

RefLevel [dBm] | RefLevelOffset [dB] | InpAtt [dB]	17.65 | 12.82 | 20
Start [MHz] | Stop [MHz]	5760.000 | 5810.000
RBW [MHz] | VBW [MHz]	3.000000 | 3.000000
Detector | TraceMode	POS | MAXH
Sweep: time [ms] | count | points per Section | type	300 | 20 | 1001 | SWE

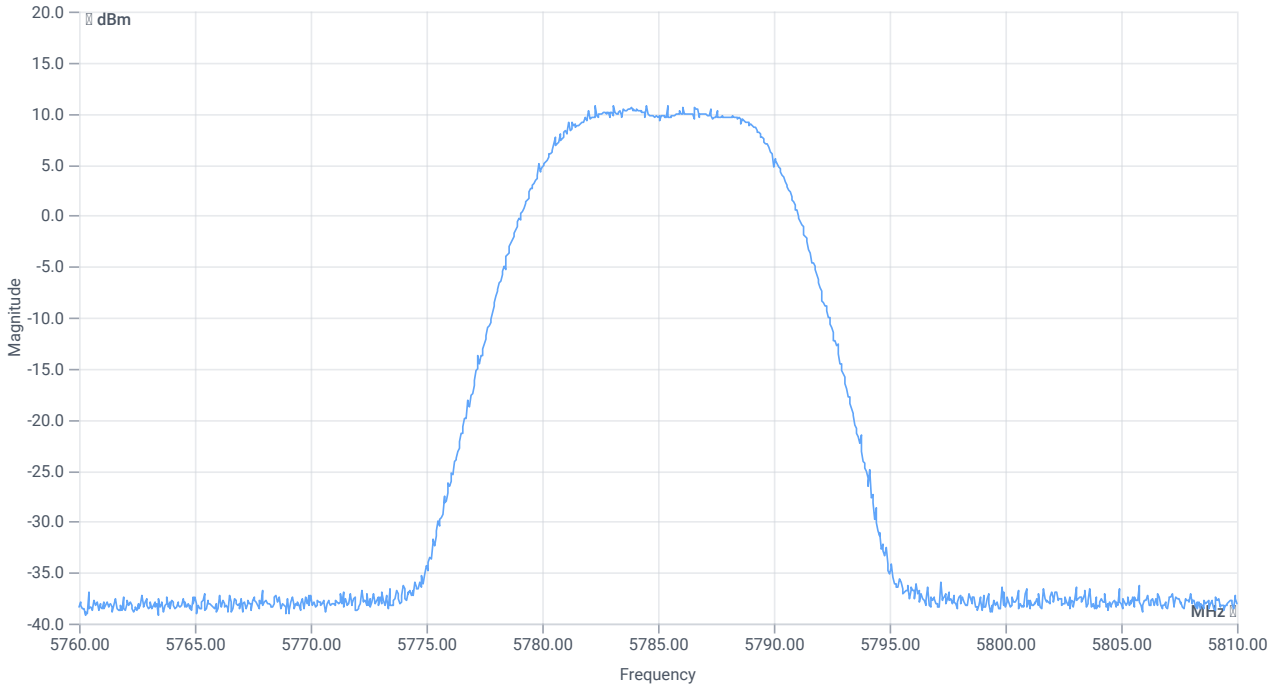

Peak output power

RESULT

DESCRIPTION	LOWER LIMIT	UPPER LIMIT	MEASURED	UNIT	VERDICT
Peak Power	---	---	10.72	dBm	INFO
Peak Power	---	---	11.803206	mW	INFO
Frequency at Peak	---	---	5783.102	MHz	INFO

Verdict
PASS

NA # Message with SA scan ~

References

TC start	01.06.2026 14:21:10
Ambit temp (test rack) [°C] | humidity [rel%]	22.9 | 43
System version	6.0.7.5
Standard | Version	NA | NI
Method	
Description	Message with SA Scan a_mode_U_NII_3
Information	U-NII-3_OFDM_a-mode_10Mhz_ANT2_PS10 avg

Equipment

Signal analyzer,Rohde&Schwarz,FSV-40,1307.9002K40/101042,3.71
Switch matrix,cetecom advanced GmbH,USM,B002,1.0.0

Test Parameter

Full path type	EUT_SA_GEN_SIG
Full path name	EUT2.MP.SIG1/EUT2.SA/EUT2.GEN1/EUT2.GEN2/
Switch bits	00100010:00010001:00000000:00000001
Message start	01.06.2026 14:21:13
Message	set WLAN5Gx to a_mode_U_NII_3, Frequency [MHz] 5785 , Information: U-NII-3_OFDM_a-mode_10Mhz_ANT2_PS10 avg

Verdict
INFO

FCC 15.407, ISED RSS247 # Emission mask (eirp) ~ WLAN5Gx a mode U-NII-3

References

TC start	01.06.2026 14:20:31
Ambit temp (test rack) [°C] | humidity [rel%]	22.9 | 43
System version	6.0.7.5
Standard | Version	FCC 15.407, ISED RSS247 | NI
Method	NI
Description	FCC 15.407 Emission mask - WLAN5Gx a mode U-NII-3
Information	U-NII-3_OFDM_a-mode_10Mhz_ANT2_PS10 avg

EUT Common Settings WLAN5Gx

Number of antenna ports	2
User Interaction	No
Device class U-NII-1 (FCC)	Client
Limit W52 japan	Standard
TPC supported	No
Vehicle use (ISED)	No

Equipment

Signal analyzer,Rohde&Schwarz,FSV-40,1307.9002K40/101042,3.71
Switch matrix,cetecom advanced GmbH,USM,B002,1.0.0

Test Parameter

Technology to test	WLAN5Gx a mode
EUT port	EUT2
Temperature	nom
Voltage	nom
Frequency low to test	True | Freq [MHz] 5745
Frequency mid to test	False | Freq [MHz] 5785
Frequency high to test	False | Freq [MHz] 5825
Auto control enabled power supply | Climatic Box	No | No
Additional path loss [dB]	0
Full path type	EUT_SA_GEN_SIG
Full path name	EUT2.MP.SIG1/EUT2.SA/EUT2.GEN1/EUT2.GEN2/
Switch bits	00100010:00010001:00000000:00000001

Test at TX 5745 MHz

Number of antenna ports: 2

reduction of limit due to number of antenna ports [dB]: 3

RESULT: Reference power cond.

DESCRIPTION	LOWER LIMIT	UPPER LIMIT	MEASURED	UNIT	VERDICT
Ref. power 1MHz/1MHz cond.	---	---	6.40	dBm	INFO
Ref. frequency	---	---	5743.200	MHz	INFO

Antenna gain

Considered antenna gain [dBi]:	6.06 / max found in range 5625 to 5950 MHz

READ SA SETTINGS:

RefLevel [dBm] | RefLevelOffset [dB] | InpAtt [dB]	9.40 | 12.69 | 15
Start [MHz] | Stop [MHz]	5625.000 | 5950.000
RBW [MHz] | VBW [MHz]	1.000000 | 3.000000
Detector | TraceMode	POS | MAXH
Sweep: time [ms] | count | points per Section | type	1 | 2500 | 1001 | SWE

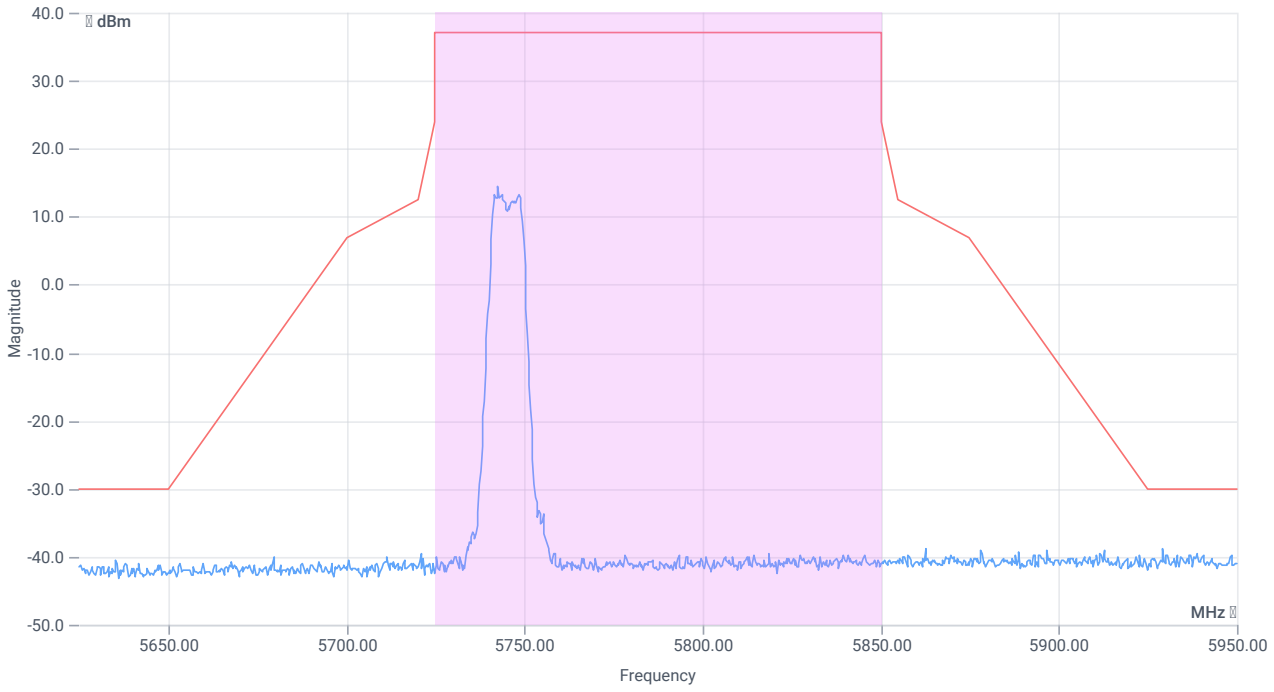

Emission Mask (e.i.r.p)

RESULT

DESCRIPTION	LOWER LIMIT	UPPER LIMIT	MEASURED	UNIT	VERDICT

Verdict
PASS

FCC 15.407, ISED RSS247 # Minimum emission bandwidth ~ WLAN5Gx a mode U-NII-3

References

TC start	01.06.2026 14:19:47
Ambit temp (test rack) [°C] | humidity [rel%]	22.9 | 43
System version	6.0.7.5
Standard | Version	FCC 15.407, ISED RSS247 | NI
Method	KDB789033 D02, C.2.
Description	FCC 15.407 Min Emission Bandwidth - WLAN5Gx a mode U-NII-3
Information	U-NII-3_OFDM_a-mode_10Mhz_ANT2_PS10 avg

EUT Common Settings WLAN5Gx

Number of antenna ports	2
User Interaction	No
Device class U-NII-1 (FCC)	Client
Limit W52 japan	Standard
TPC supported	No
Vehicle use (ISED)	No

Equipment

Signal analyzer,Rohde&Schwarz,FSV-40,1307.9002K40/101042,3.71
Switch matrix,cetecom advanced GmbH,USM,B002,1.0.0

Test Parameter

Technology to test	WLAN5Gx a mode
EUT port	EUT2
Temperature	nom
Voltage	nom
Frequency low to test	True | Freq [MHz] 5745
Frequency mid to test	False | Freq [MHz] 5785
Frequency high to test	False | Freq [MHz] 5825
Auto control enabled power supply | Climatic Box	No | No
Additional path loss [dB]	0
Full path type	EUT_SA_GEN_SIG
Full path name	EUT2.MP.SIG1/EUT2.SA/EUT2.GEN1/EUT2.GEN2/
Switch bits	00100010:00010001:00000000:00000001

Test at TX 5745 MHz

RESULT: Reference power cond.

DESCRIPTION	LOWER LIMIT	UPPER LIMIT	MEASURED	UNIT	VERDICT
Ref. power 1MHz/1MHz cond.	---	---	6.30	dBm	INFO
Ref. frequency	---	---	5747.200	MHz	INFO

READ SA SETTINGS:

RefLevel [dBm] | RefLevelOffset [dB] | InpAtt [dB]	18.30 | 12.69 | 25
Start [MHz] | Stop [MHz]	5720.000 | 5770.000
RBW [MHz] | VBW [MHz]	0.100000 | 0.300000
Detector | TraceMode	POS | MAXH
Sweep: time [ms] | count | points per Section | type	2 | 1500 | 1001 | SWE

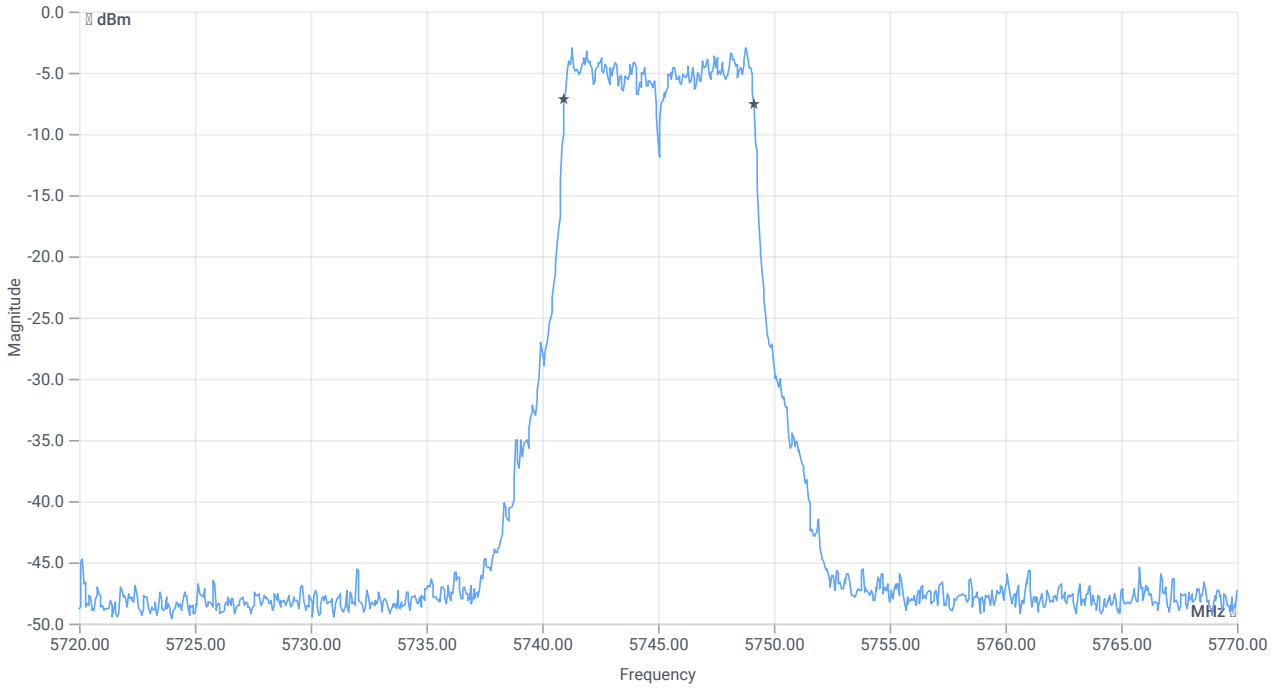

BW 6dB

RESULT

DESCRIPTION	LOWER LIMIT	UPPER LIMIT	MEASURED	UNIT	VERDICT
Bandwidth (6dB)	0.500	---	8.2	MHz	PASS

Verdict
PASS

FCC 15.407, ISED RSS247 # Bandwidths 99PCT and 26dB (UNII-3 20dB) ~ WLAN5Gx a mode U-NII-3

References

TC start	01.06.2026 14:19:15
Ambit temp (test rack) [°C] | humidity [rel%]	22.9 | 44
System version	6.0.7.5
Standard | Version	FCC 15.407, ISED RSS247 | NI
Method	26dB Bandwidth KDB789033 D02, C.1 / ISED RSS-GEN
Description	FCC 15.407 Bandwidths - WLAN5Gx a mode U-NII-3
Information	U-NII-3_OFDM_a-mode_10Mhz_ANT2_PS10 avg

EUT Common Settings WLAN5Gx

Number of antenna ports	2
User Interaction	No
Device class U-NII-1 (FCC)	Client
Limit W52 japan	Standard
TPC supported	No
Vehicle use (ISED)	No

Equipment

Signal analyzer,Rohde&Schwarz,FSV-40,1307.9002K40/101042,3.71
Switch matrix,cetecom advanced GmbH,USM,B002,1.0.0

Test Parameter

Technology to test	WLAN5Gx a mode
EUT port	EUT2
Temperature	nom
Voltage	nom
Frequency low to test	True | Freq [MHz] 5745
Frequency mid to test	False | Freq [MHz] 5785
Frequency high to test	False | Freq [MHz] 5825
Auto control enabled power supply | Climatic Box	No | No
Additional path loss [dB]	0
Full path type	EUT_SA_GEN_SIG
Full path name	EUT2.MP.SIG1/EUT2.SA/EUT2.GEN1/EUT2.GEN2/
Switch bits	00100010:00010001:00000000:00000001

Test at TX 5745 MHz

RESULT: Reference power cond.

DESCRIPTION	LOWER LIMIT	UPPER LIMIT	MEASURED	UNIT	VERDICT
Ref. power 1MHz/1MHz cond.	---	---	6.81	dBm	INFO
Ref. frequency	---	---	5741.600	MHz	INFO

READ SA SETTINGS:

RefLevel [dBm] | RefLevelOffset [dB] | InpAtt [dB]	14.81 | 12.69 | 20
Start [MHz] | Stop [MHz]	5720.000 | 5770.000
RBW [MHz] | VBW [MHz]	0.300000 | 1.000000
Detector | TraceMode	POS | MAXH
Sweep: time [ms] | count | points per Section | type	1 | 2500 | 1001 | SWE

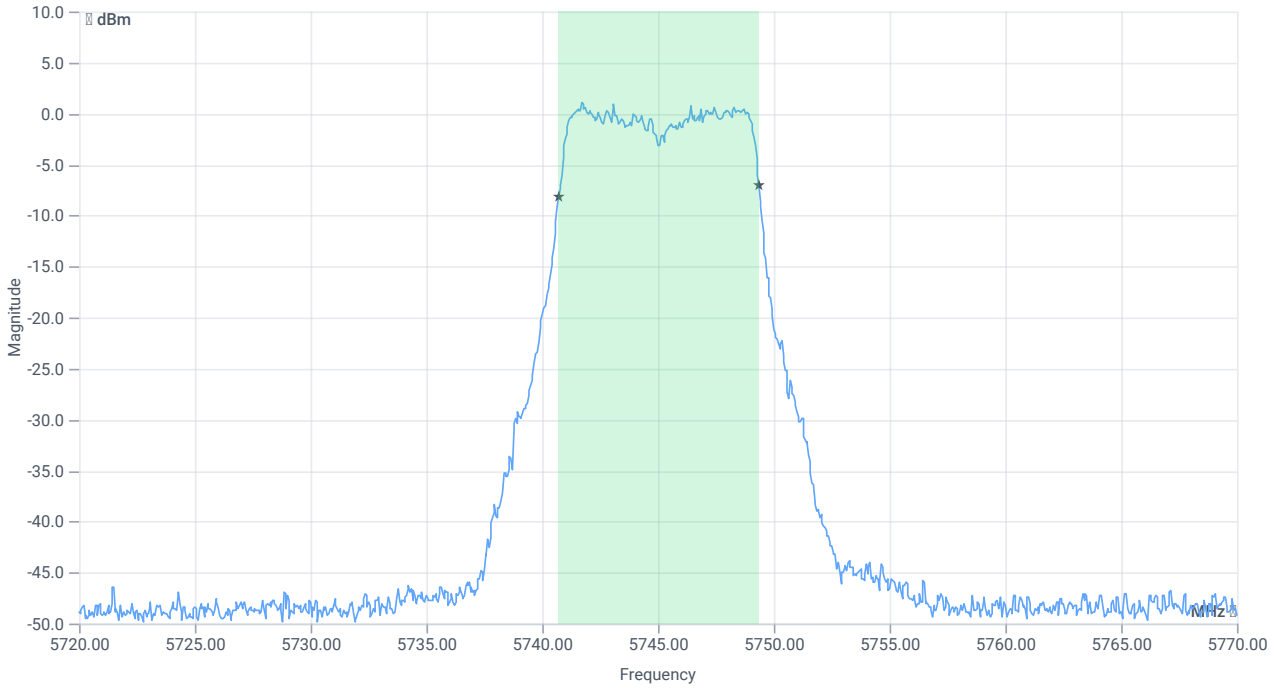

BW 99PCT

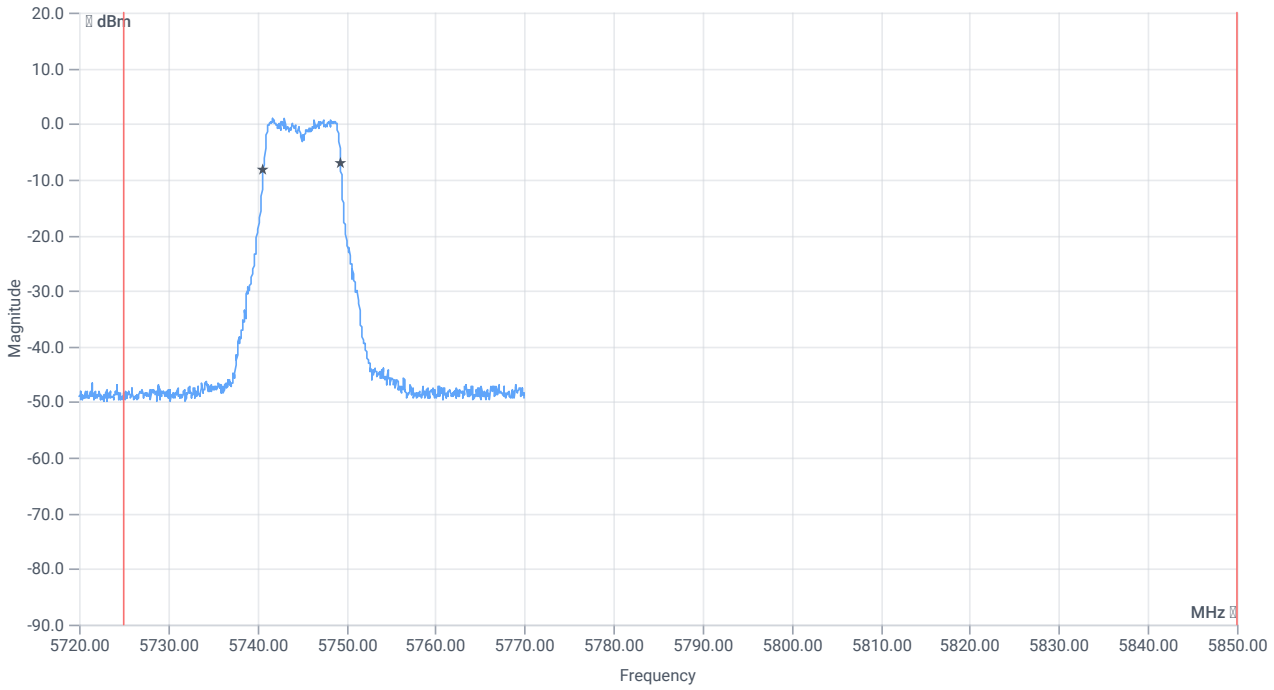

BW within band 99PCT

RESULT

DESCRIPTION	LOWER LIMIT	UPPER LIMIT	MEASURED	UNIT	VERDICT
Bandwidth 99%	---	---	8.641	MHz	INFO
T1 99%	5725.000000	---	5740.7043	MHz	PASS
T2 99%	---	5850.000000	5749.3457	MHz	PASS since U-NII-4 is supported

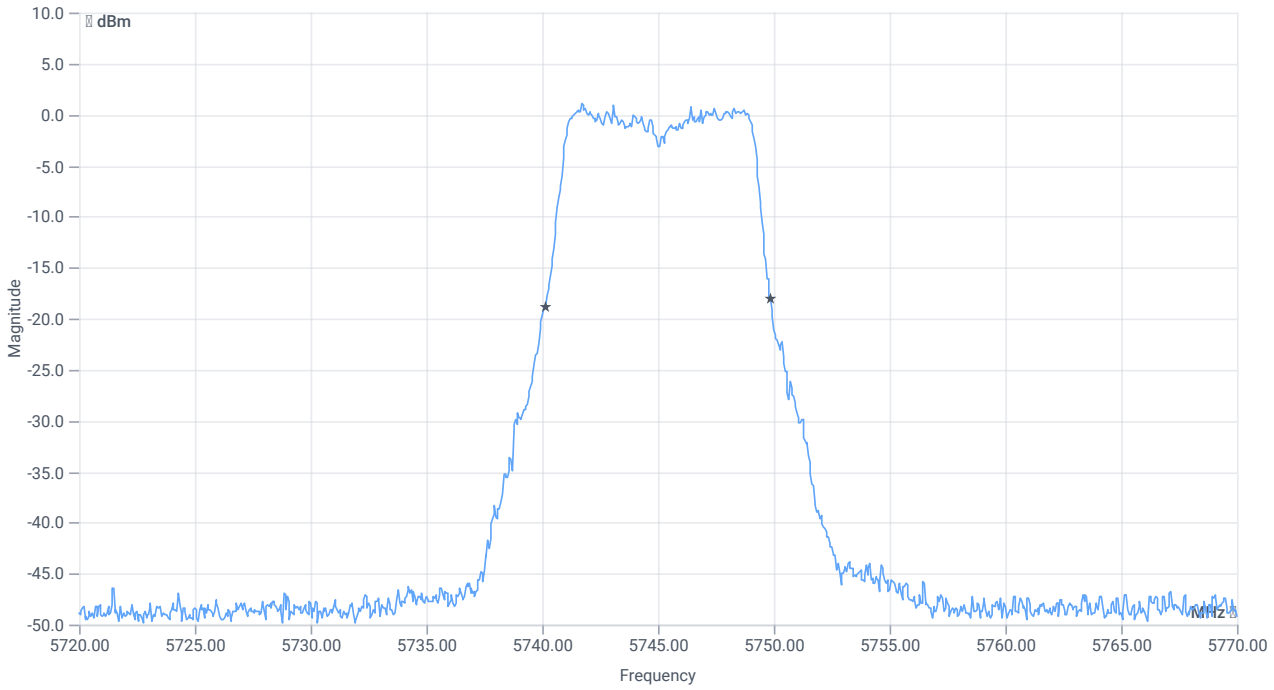

BW 20dB

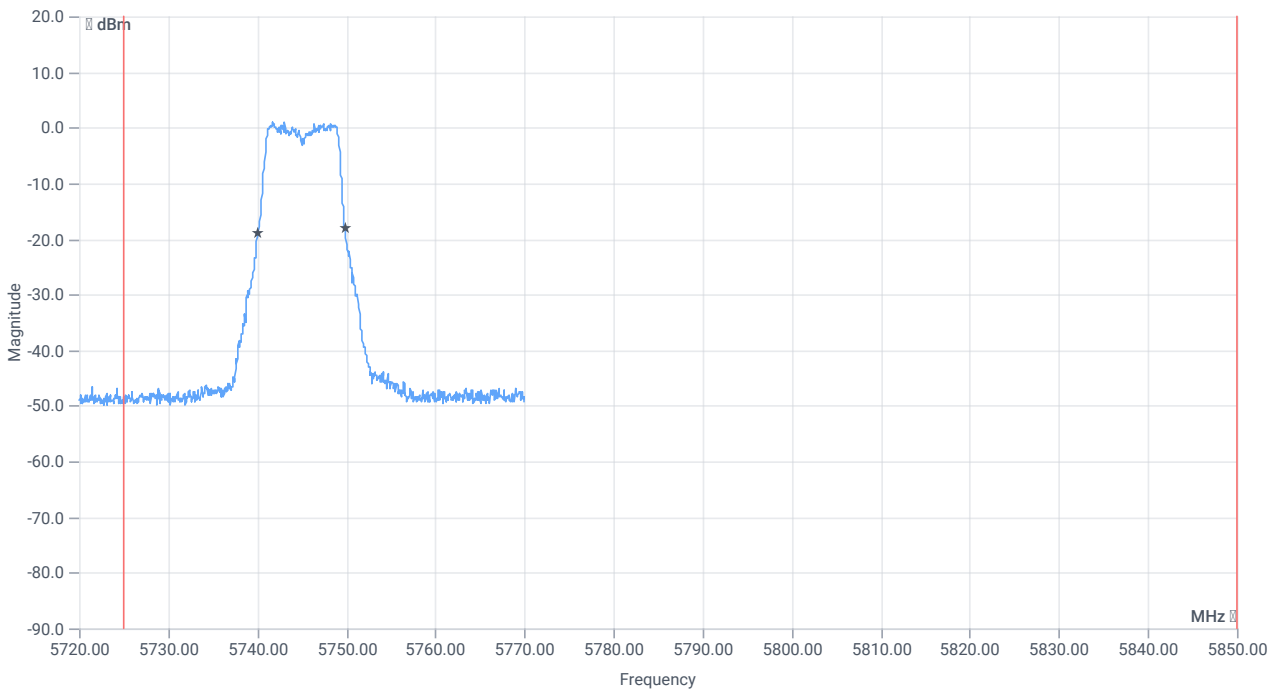

BW within band 20dB

RESULT

DESCRIPTION	LOWER LIMIT	UPPER LIMIT	MEASURED	UNIT	VERDICT
Bandwidth 20dB	---	---	9.7	MHz	INFO
T1 20dB	5725.000000	---	5740.1500	MHz	PASS

RESULT

DESCRIPTION	LOWER LIMIT	UPPER LIMIT	MEASURED	UNIT	VERDICT
T2 20dB	---	5850.000000	5749.8500	MHz	PASS since U-NII-4 is supported

Verdict
PASS

ISED RSS247 # Max output power and psd ~ WLAN5Gx a mode U-NII-3

References

TC start	01.06.2026 14:16:39
Ambit temp (test rack) [°C] | humidity [rel%]	22.9 | 43
System version	6.0.7.5
Standard | Version	ISED RSS247 | NI
Method	
Description	ISED Max Output Power & PSD - WLAN5Gx a mode U-NII-3
Information	U-NII-3_OFDM_a-mode_10Mhz_ANT2_PS10 avg

EUT Common Settings WLAN5Gx

Number of antenna ports	2
User Interaction	No
Device class U-NII-1 (FCC)	Client
Limit W52 japan	Standard
TPC supported	No
Vehicle use (ISED)	No

Equipment

Signal analyzer,Rohde&Schwarz,FSV-40,1307.9002K40/101042,3.71
Switch matrix,cetecom advanced GmbH,USM,B002,1.0.0

Test Parameter

Technology to test	WLAN5Gx a mode
EUT port	EUT2
Temperature	nom
Voltage	nom
Frequency low to test	True | Freq [MHz] 5745
Frequency mid to test	False | Freq [MHz] 5785
Frequency high to test	False | Freq [MHz] 5825
Auto control enabled power supply | Climatic Box	No | No
Additional path loss [dB]	0
Full path type	EUT_SA_GEN_SIG
Full path name	EUT2.MP.SIG1/EUT2.SA/EUT2.GEN1/EUT2.GEN2/
Switch bits	00100010:00010001:00000000:00000001

Test at TX 5745 MHz

RESULT: Reference power cond.

DESCRIPTION	LOWER LIMIT	UPPER LIMIT	MEASURED	UNIT	VERDICT
Ref. power 1MHz/1MHz cond.	---	---	6.08	dBm	INFO
Ref. frequency	---	---	5743.600	MHz	INFO

Evaluation max. duty cycle

Duty cycle evaluation

DESCRIPTION	LOWER LIMIT	UPPER LIMIT	MEASURED	UNIT	VERDICT
Duty cycle min	---	---	0	dB	DC > 98% defined

Evaluation bandwidth

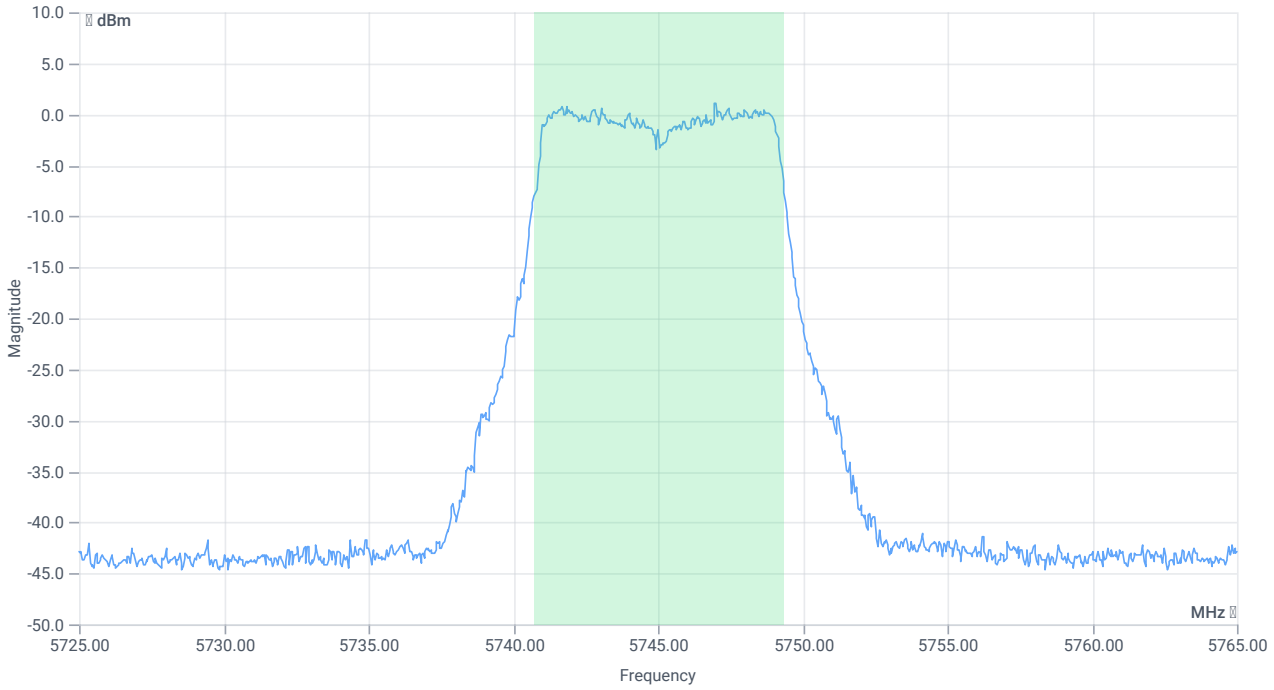

BW 99PCT

RESULT

DESCRIPTION	LOWER LIMIT	UPPER LIMIT	MEASURED	UNIT	VERDICT
Bandwidth 99%	---	---	8.631	MHz	INFO
T1 99%	---	---	5740.7243	MHz	INFO
T2 99%	---	---	5749.3556	MHz	INFO

Maximum Output Power

Antenna gain

Considered antenna gain [dBi]:	5.8 @ 5745 MHz

READ SA SETTINGS:

RefLevel [dBm] | RefLevelOffset [dB] | InpAtt [dB]	18.08 | 12.69 | 20
Start [MHz] | Stop [MHz]	5725.000 | 5765.000
RBW [MHz] | VBW [MHz]	1.000000 | 3.000000
Detector | TraceMode	RMS | MAXH
Sweep: time [ms] | count | points per Section | type	59600 | 1 | 161 | SWE

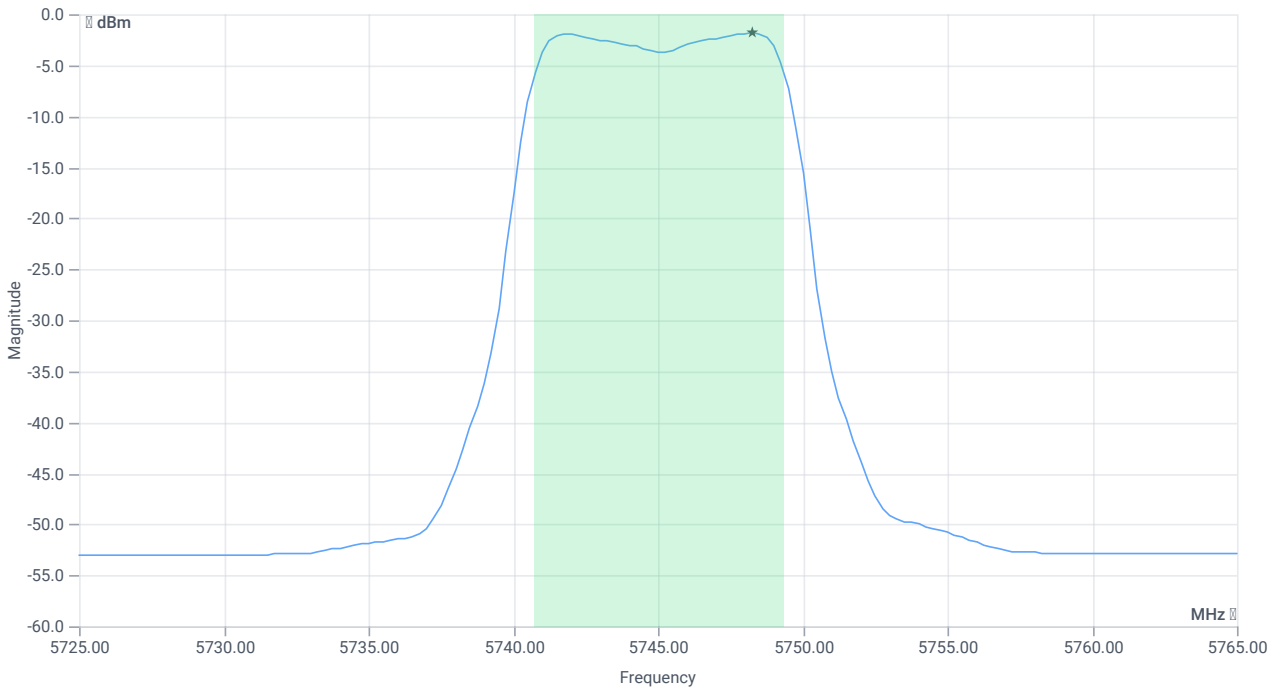

Max OP and PSD (without antenna gain)

RESULT

DESCRIPTION	LOWER LIMIT	UPPER LIMIT	MEASURED	UNIT	VERDICT
Max output power cond	---	---	6.36	dBm	INFO
Duty cycle correction	---	---	0	dB	INFO
LIMIT absolute cond					
Max output power DC corrected cond	---	30	6.36	dBm	PASS
Antenna gain applied			5.8	dBi	INFO
LIMIT absolute eirp (RSS-247 §6.2.4)					
Max output power DC corrected eirp	---	36	12.16	dBm	PASS

READ SA SETTINGS:

RefLevel [dBm] | RefLevelOffset [dB] | InpAtt [dB]	18.08 | 12.69 | 25
Start [MHz] | Stop [MHz]	5725.000 | 5765.000
RBW [MHz] | VBW [MHz]	0.500000 | 3.000000
Detector | TraceMode	RMS | MAXH
Sweep: time [ms] | count | points per Section | type	59600 | 1 | 161 | SWE

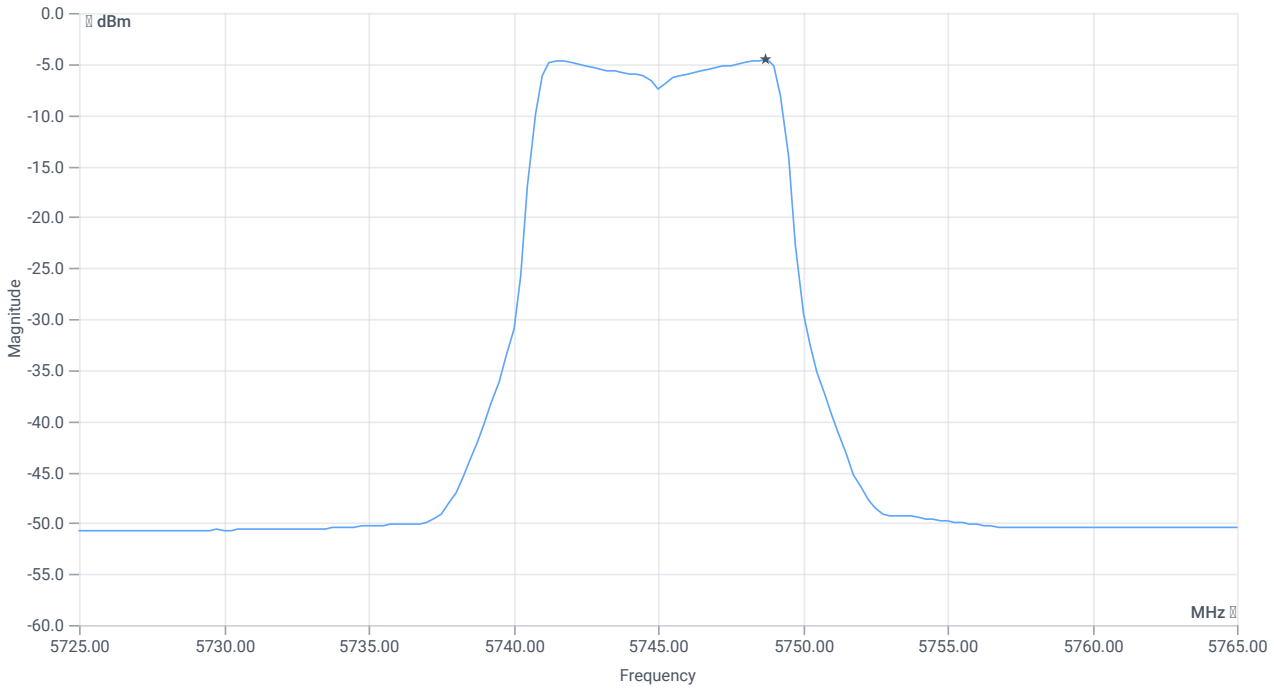

PSD UNII-3

RESULT

DESCRIPTION	LOWER LIMIT	UPPER LIMIT	MEASURED	UNIT	VERDICT
Power spectral density cond	---		-4.6	dBm/0.5MHz	INFO
Power spectral density DC corrected cond	---	30	-4.6	dBm/0.5MHz	PASS

Verdict
PASS

FCC 15.407 # Max output power and psd ~ WLAN5Gx a mode U-NII-3

References

TC start	01.06.2026 14:14:03
Ambit temp (test rack) [°C] | humidity [rel%]	22.8 | 43
System version	6.0.7.5
Standard | Version	FCC 15.407 | NI
Method	KDB789033 D02, F., E.2.e.
Description	FCC 15.407 Max Output Power & PSD - WLAN5Gx a mode U-NII-3
Information	U-NII-3_OFDM_a-mode_10Mhz_ANT2_PS10 avg

EUT Common Settings WLAN5Gx

Number of antenna ports	2
User Interaction	No
Device class U-NII-1 (FCC)	Client
Limit W52 japan	Standard
TPC supported	No
Vehicle use (ISED)	No

Equipment

Signal analyzer,Rohde&Schwarz,FSV-40,1307.9002K40/101042,3.71
Switch matrix,cetecom advanced GmbH,USM,B002,1.0.0

Test Parameter

Technology to test	WLAN5Gx a mode
EUT port	EUT2
Temperature	nom
Voltage	nom
Frequency low to test	True | Freq [MHz] 5745
Frequency mid to test	False | Freq [MHz] 5785
Frequency high to test	False | Freq [MHz] 5825
Auto control enabled power supply | Climatic Box	No | No
Additional path loss [dB]	0
Full path type	EUT_SA_GEN_SIG
Full path name	EUT2.MP.SIG1/EUT2.SA/EUT2.GEN1/EUT2.GEN2/
Switch bits	00100010:00010001:00000000:00000001

Test at TX 5745 MHz

RESULT: Reference power cond.

DESCRIPTION	LOWER LIMIT	UPPER LIMIT	MEASURED	UNIT	VERDICT
Ref. power 1MHz/1MHz cond.	---	---	6.30	dBm	INFO
Ref. frequency	---	---	5742.600	MHz	INFO

Evaluation max. duty cycle

Duty cycle evaluation

DESCRIPTION	LOWER LIMIT	UPPER LIMIT	MEASURED	UNIT	VERDICT
Duty cycle min	---	---	0	dB	DC > 98% defined

Evaluation bandwidth

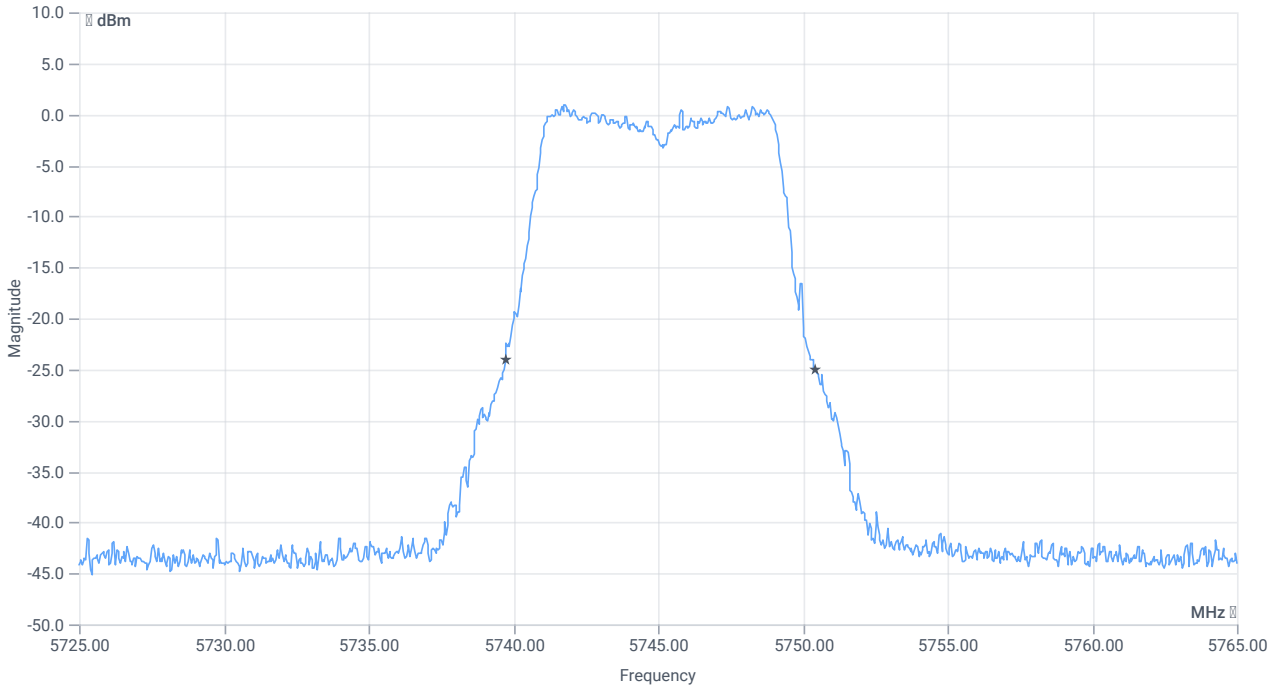

BW 26dB

RESULT

DESCRIPTION	LOWER LIMIT	UPPER LIMIT	MEASURED	UNIT	VERDICT
Bandwidth 26dB	---	---	10.72	MHz	INFO
T1 26dB	---	---	5739.7200	MHz	INFO
T2 26dB	---	---	5750.4400	MHz	INFO

Maximum Output Power

READ SA SETTINGS:

RefLevel [dBm] | RefLevelOffset [dB] | InpAtt [dB]	18.30 | 12.69 | 20
Start [MHz] | Stop [MHz]	5725.000 | 5765.000
RBW [MHz] | VBW [MHz]	1.000000 | 3.000000
Detector | TraceMode	RMS | MAXH
Sweep: time [ms] | count | points per Section | type	59600 | 1 | 161 | SWE

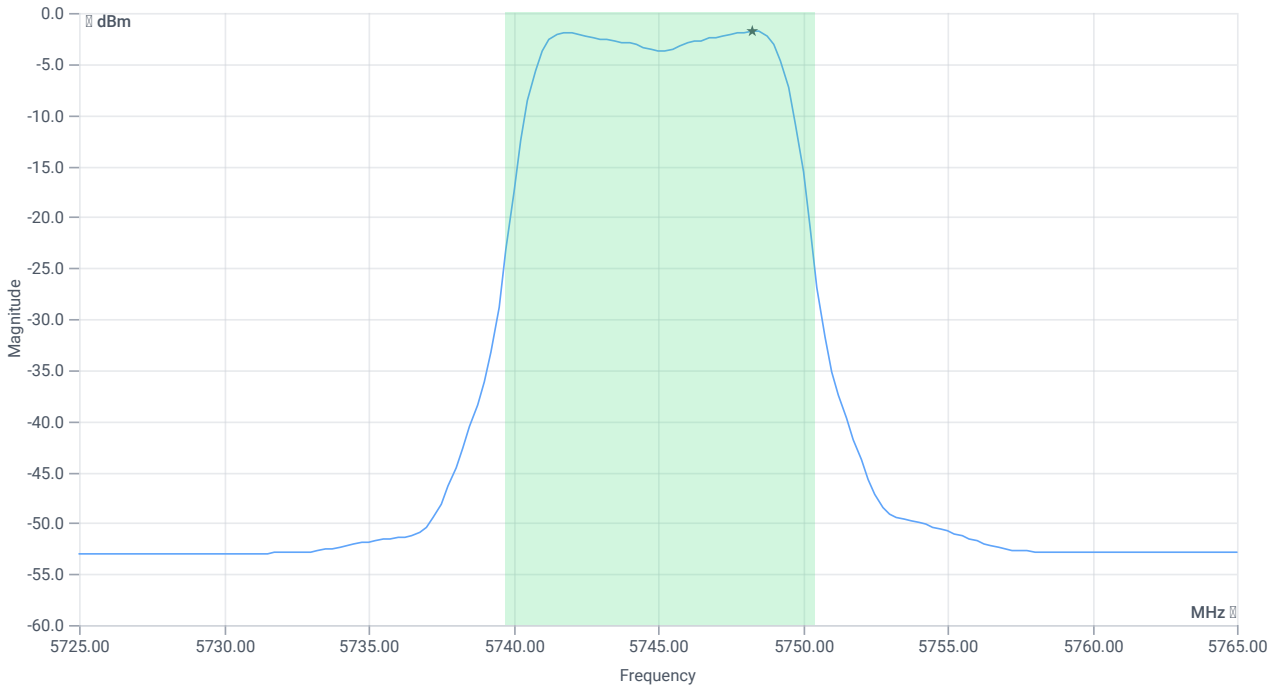

Max OP and PSD

RESULT

CONDUCTED LIMITS FOR MAX ANTENNA GAIN OF 6 D BI					
Description	Lower Limit	Upper Limit	Measured	Unit	Verdict
Max output power cond	---	---	6.51	dBm	INFO
Duty cycle correction	---	---	0	dB	INFO
LIMIT absolute:					
Max output power DC corrected cond	---	30	6.51	dBm	PASS
LIMIT: 11 dBm + 10 log 10.72					
Max output power DC corrected cond	---	21.3	6.51	dBm	na

Power Spectral Density U-NII-3

READ SA SETTINGS:

RefLevel [dBm] | RefLevelOffset [dB] | InpAtt [dB]	18.30 | 12.69 | 25

READ SA SETTINGS:

Start [MHz] | Stop [MHz]	5725.000 | 5765.000
RBW [MHz] | VBW [MHz]	0.500000 | 3.000000
Detector | TraceMode	RMS | MAXH
Sweep: time [ms] | count | points per Section | type	59600 | 1 | 161 | SWE

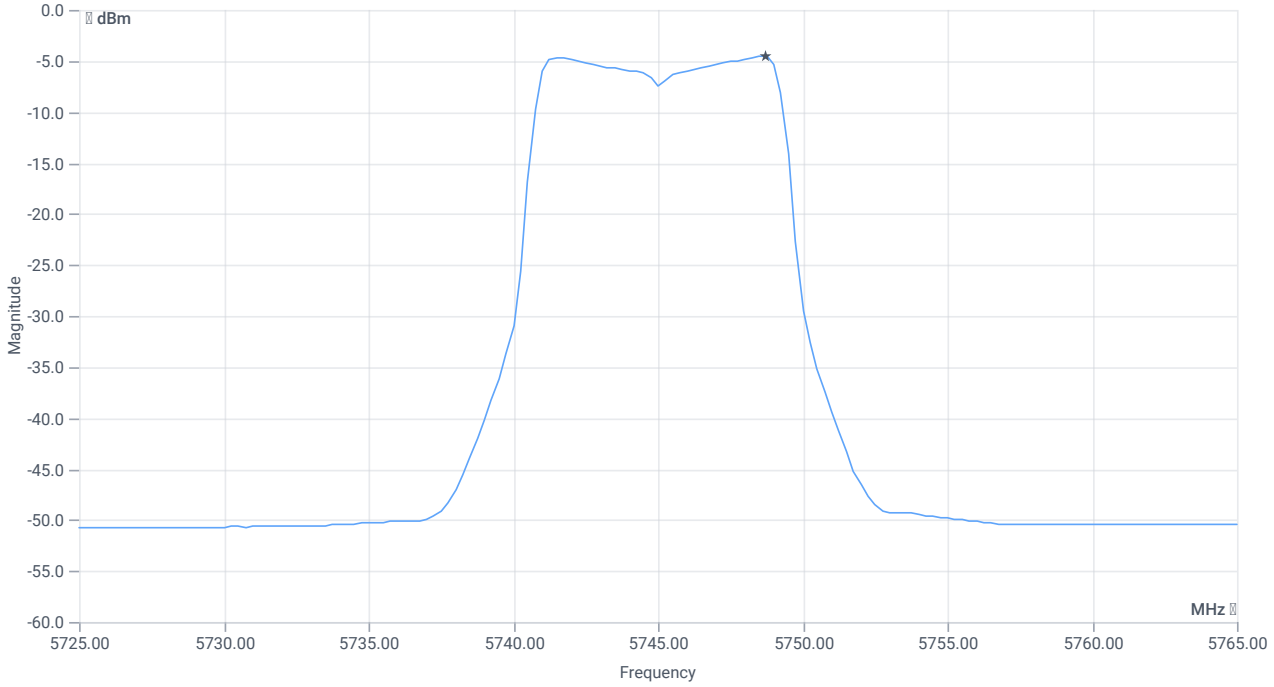

PSD UNII-3

RESULT

CONDUCTED LIMITS FOR MAX ANTENNA GAIN OF 6 D BI					
Description	Lower Limit	Upper Limit	Measured	Unit	Verdict
Power spectral density cond	---	---	-4.55	dBm/0.5MHz	INFO
Duty cycle correction	---	---	0	dB	INFO
Power spectral density DC corrected cond	---	30	-4.55	dBm/0.5MHz	PASS

Verdict
PASS

NA # Peak output power 3MHz/3MHz ~ WLAN5Gx a mode U-NII-3

References

TC start	01.06.2026 14:13:36
Ambit temp (test rack) [°C] | humidity [rel%]	22.8 | 43
System version	6.0.7.5
Standard | Version	NA | NI
Method	
Description	Peak OP 3MHz/3MHz - WLAN5Gx a mode U-NII-3
Information	U-NII-3_OFDM_a-mode_10Mhz_ANT2_PS10 avg

EUT Common Settings WLAN5Gx

Number of antenna ports	2
User Interaction	No
Device class U-NII-1 (FCC)	Client
Limit W52 japan	Standard
TPC supported	No
Vehicle use (ISED)	No

Equipment

Signal analyzer,Rohde&Schwarz,FSV-40,1307.9002K40/101042,3.71
Switch matrix,cetecom advanced GmbH,USM,B002,1.0.0

Test Parameter

Technology to test	WLAN5Gx a mode
EUT port	EUT2
Temperature	nom
Voltage	nom
Frequency low to test	True | Freq [MHz] 5745
Frequency mid to test	False | Freq [MHz] 5785
Frequency high to test	False | Freq [MHz] 5825
Auto control enabled power supply | Climatic Box	No | No
Additional path loss [dB]	0
Full path type	EUT_SA_GEN_SIG
Full path name	EUT2.MP.SIG1/EUT2.SA/EUT2.GEN1/EUT2.GEN2/
Switch bits	00100010:00010001:00000000:00000001

Test at TX 5745 MHz

RESULT: Reference power cond.

DESCRIPTION	LOWER LIMIT	UPPER LIMIT	MEASURED	UNIT	VERDICT
Ref. power 1MHz/1MHz cond.	---	---	5.92	dBm	INFO
Ref. frequency	---	---	5741.800	MHz	INFO

READ SA SETTINGS:

RefLevel [dBm] | RefLevelOffset [dB] | InpAtt [dB]	17.92 | 12.69 | 25
Start [MHz] | Stop [MHz]	5720.000 | 5770.000
RBW [MHz] | VBW [MHz]	3.000000 | 3.000000
Detector | TraceMode	POS | MAXH
Sweep: time [ms] | count | points per Section | type	300 | 20 | 1001 | SWE

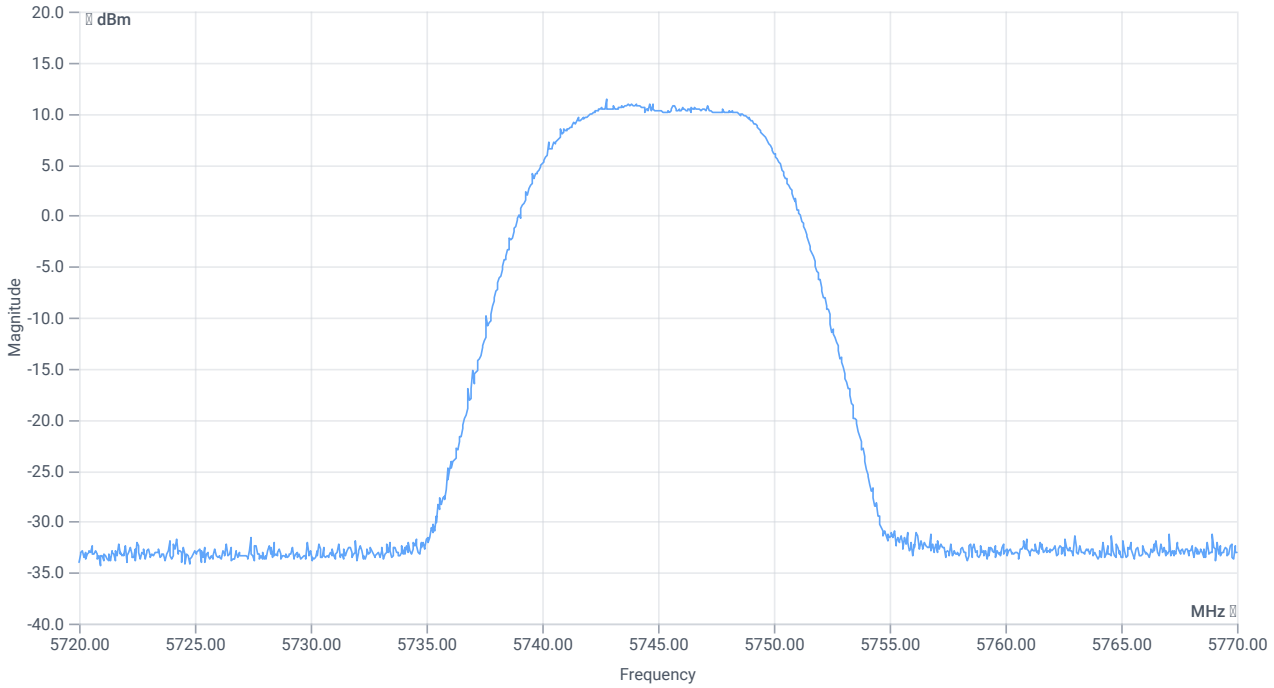

Peak output power

RESULT

DESCRIPTION	LOWER LIMIT	UPPER LIMIT	MEASURED	UNIT	VERDICT
Peak Power	---	---	11.35	dBm	INFO
Peak Power	---	---	13.645831	mW	INFO
Frequency at Peak	---	---	5742.752	MHz	INFO

Verdict
PASS

NA # Message with SA scan ~

References

TC start	01.06.2026 14:13:06
Ambit temp (test rack) [°C] | humidity [rel%]	22.8 | 43
System version	6.0.7.5
Standard | Version	NA | NI
Method	
Description	Message with SA Scan a_mode_U_NII_3
Information	U-NII-3_OFDM_a-mode_10Mhz_ANT2_PS10 avg

Equipment

Signal analyzer,Rohde&Schwarz,FSV-40,1307.9002K40/101042,3.71
Switch matrix,cetecom advanced GmbH,USM,B002,1.0.0

Test Parameter

Full path type	EUT_SA_GEN_SIG
Full path name	EUT2.MP.SIG1/EUT2.SA/EUT2.GEN1/EUT2.GEN2/
Switch bits	00100010:00010001:00000000:00000001
Message start	01.06.2026 14:13:08
Message	set WLAN5Gx to a_mode_U_NII_3, Frequency [MHz] 5745 , Information: U-NII-3_OFDM_a-mode_10Mhz_ANT2_PS10 avg

Verdict
INFO

FCC 15.407, ISED RSS247 # Emission mask (eirp) ~ WLAN5Gx a mode U-NII-3

References

TC start	01.06.2026 14:08:45
Ambit temp (test rack) [°C] | humidity [rel%]	22.8 | 43
System version	6.0.7.5
Standard | Version	FCC 15.407, ISED RSS247 | NI
Method	NI
Description	FCC 15.407 Emission mask - WLAN5Gx a mode U-NII-3
Information	U-NII-3_OFDM_a-mode_10Mhz_ANT1_PS10 avg

EUT Common Settings WLAN5Gx

Number of antenna ports	2
User Interaction	No
Device class U-NII-1 (FCC)	Client
Limit W52 japan	Standard
TPC supported	No
Vehicle use (ISED)	No

Equipment

Signal analyzer,Rohde&Schwarz,FSV-40,1307.9002K40/101042,3.71
Switch matrix,cetecom advanced GmbH,USM,B002,1.0.0

Test Parameter

Technology to test	WLAN5Gx a mode
EUT port	EUT1
Temperature	nom
Voltage	nom
Frequency low to test	False | Freq [MHz] 5745
Frequency mid to test	False | Freq [MHz] 5785
Frequency high to test	True | Freq [MHz] 5825
Auto control enabled power supply | Climatic Box	No | No
Additional path loss [dB]	0
Full path type	EUT_SA_GEN_SIG
Full path name	EUT1.MP.SIG1/EUT1.SA/EUT1.GEN1/EUT1.GEN2/
Switch bits	00010001:00010001:00000000:00000001

Test at TX 5825 MHz

Number of antenna ports: 2

reduction of limit due to number of antenna ports [dB]: 3

RESULT: Reference power cond.

DESCRIPTION	LOWER LIMIT	UPPER LIMIT	MEASURED	UNIT	VERDICT
Ref. power 1MHz/1MHz cond.	---	---	7.83	dBm	INFO
Ref. frequency	---	---	5822.000	MHz	INFO

Antenna gain

Considered antenna gain [dBi]:	6.06 / max found in range 5625 to 5950 MHz

READ SA SETTINGS:

RefLevel [dBm] | RefLevelOffset [dB] | InpAtt [dB]	10.83 | 13.38 | 15
Start [MHz] | Stop [MHz]	5625.000 | 5950.000
RBW [MHz] | VBW [MHz]	1.000000 | 3.000000
Detector | TraceMode	POS | MAXH
Sweep: time [ms] | count | points per Section | type	1 | 2500 | 1001 | SWE

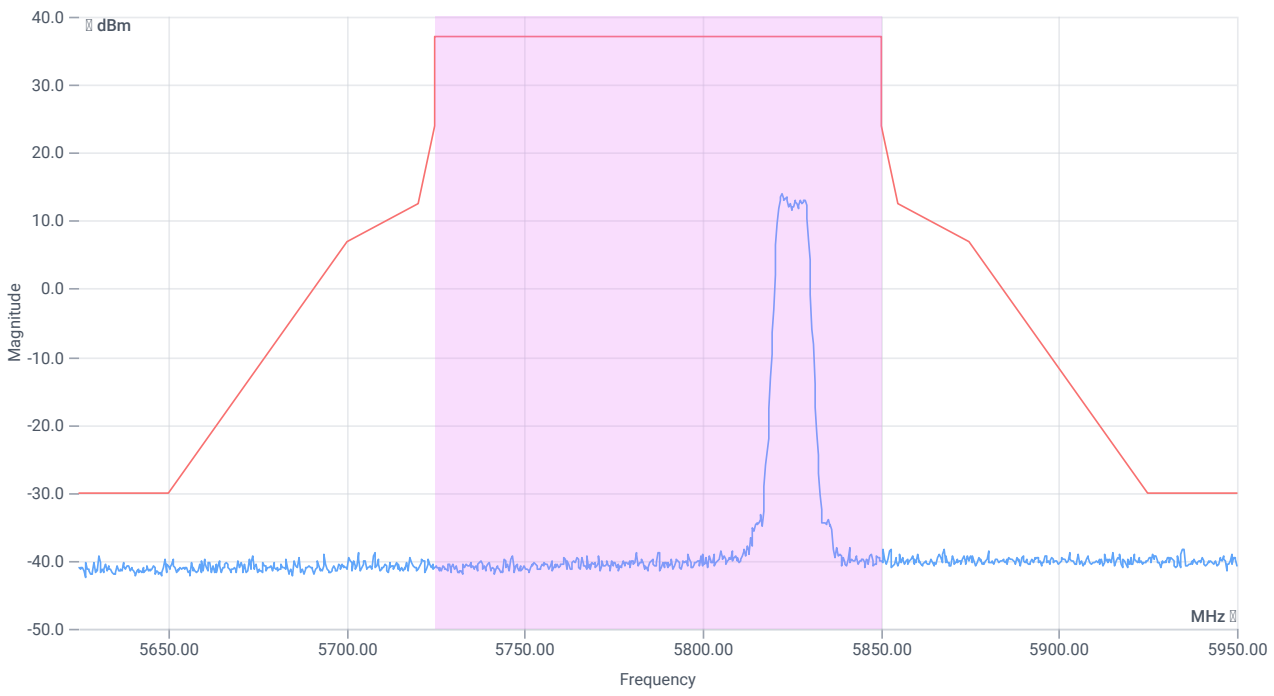

Emission Mask (e.i.r.p)

RESULT

DESCRIPTION	LOWER LIMIT	UPPER LIMIT	MEASURED	UNIT	VERDICT

Verdict
PASS

FCC 15.407, ISED RSS247 # Minimum emission bandwidth ~ WLAN5Gx a mode U-NII-3

References

TC start	01.06.2026 14:08:08
Ambit temp (test rack) [°C] | humidity [rel%]	22.8 | 43
System version	6.0.7.5
Standard | Version	FCC 15.407, ISED RSS247 | NI
Method	KDB789033 D02, C.2.
Description	FCC 15.407 Min Emission Bandwidth - WLAN5Gx a mode U-NII-3
Information	U-NII-3_OFDM_a-mode_10Mhz_ANT1_PS10 avg

EUT Common Settings WLAN5Gx

Number of antenna ports	2
User Interaction	No
Device class U-NII-1 (FCC)	Client
Limit W52 japan	Standard
TPC supported	No
Vehicle use (ISED)	No

Equipment

Signal analyzer,Rohde&Schwarz,FSV-40,1307.9002K40/101042,3.71
Switch matrix,cetecom advanced GmbH,USM,B002,1.0.0

Test Parameter

Technology to test	WLAN5Gx a mode
EUT port	EUT1
Temperature	nom
Voltage	nom
Frequency low to test	False | Freq [MHz] 5745
Frequency mid to test	False | Freq [MHz] 5785
Frequency high to test	True | Freq [MHz] 5825
Auto control enabled power supply | Climatic Box	No | No
Additional path loss [dB]	0
Full path type	EUT_SA_GEN_SIG
Full path name	EUT1.MP.SIG1/EUT1.SA/EUT1.GEN1/EUT1.GEN2/
Switch bits	00010001:00010001:00000000:00000001

Test at TX 5825 MHz

RESULT: Reference power cond.

DESCRIPTION	LOWER LIMIT	UPPER LIMIT	MEASURED	UNIT	VERDICT
Ref. power 1MHz/1MHz cond.	---	---	5.95	dBm	INFO
Ref. frequency	---	---	5822.000	MHz	INFO

READ SA SETTINGS:

RefLevel [dBm] | RefLevelOffset [dB] | InpAtt [dB]	17.95 | 13.38 | 20
Start [MHz] | Stop [MHz]	5800.000 | 5850.000
RBW [MHz] | VBW [MHz]	0.100000 | 0.300000
Detector | TraceMode	POS | MAXH
Sweep: time [ms] | count | points per Section | type	2 | 1500 | 1001 | SWE

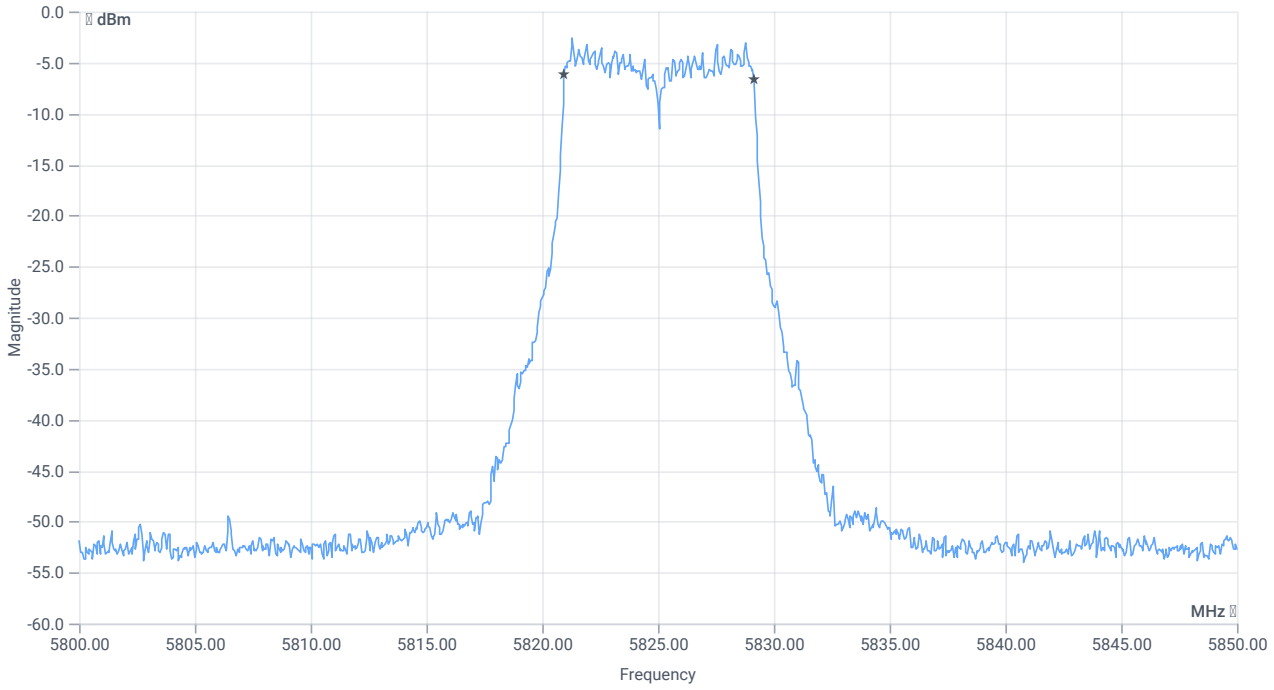

BW 6dB

RESULT

DESCRIPTION	LOWER LIMIT	UPPER LIMIT	MEASURED	UNIT	VERDICT
Bandwidth (6dB)	0.500	---	8.2	MHz	PASS

Verdict
PASS

FCC 15.407, ISED RSS247 # Bandwidths 99PCT and 26dB (UNII-3 20dB) ~ WLAN5Gx a mode U-NII-3

References

TC start	01.06.2026 14:07:30
Ambit temp (test rack) [°C] | humidity [rel%]	22.8 | 43
System version	6.0.7.5
Standard | Version	FCC 15.407, ISED RSS247 | NI
Method	26dB Bandwidth KDB789033 D02, C.1 / ISED RSS-GEN
Description	FCC 15.407 Bandwidths - WLAN5Gx a mode U-NII-3
Information	U-NII-3_OFDM_a-mode_10Mhz_ANT1_PS10 avg

EUT Common Settings WLAN5Gx

Number of antenna ports	2
User Interaction	No
Device class U-NII-1 (FCC)	Client
Limit W52 japan	Standard
TPC supported	No
Vehicle use (ISED)	No

Equipment

Signal analyzer,Rohde&Schwarz,FSV-40,1307.9002K40/101042,3.71
Switch matrix,cetecom advanced GmbH,USM,B002,1.0.0

Test Parameter

Technology to test	WLAN5Gx a mode
EUT port	EUT1
Temperature	nom
Voltage	nom
Frequency low to test	False | Freq [MHz] 5745
Frequency mid to test	False | Freq [MHz] 5785
Frequency high to test	True | Freq [MHz] 5825
Auto control enabled power supply | Climatic Box	No | No
Additional path loss [dB]	0
Full path type	EUT_SA_GEN_SIG
Full path name	EUT1.MP.SIG1/EUT1.SA/EUT1.GEN1/EUT1.GEN2/
Switch bits	00010001:00010001:00000000:00000001

Test at TX 5825 MHz

RESULT: Reference power cond.

DESCRIPTION	LOWER LIMIT	UPPER LIMIT	MEASURED	UNIT	VERDICT
Ref. power 1MHz/1MHz cond.	---	---	6.41	dBm	INFO
Ref. frequency	---	---	5821.400	MHz	INFO

READ SA SETTINGS:

RefLevel [dBm] | RefLevelOffset [dB] | InpAtt [dB]	14.41 | 13.38 | 20
Start [MHz] | Stop [MHz]	5800.000 | 5850.000
RBW [MHz] | VBW [MHz]	0.300000 | 1.000000
Detector | TraceMode	POS | MAXH
Sweep: time [ms] | count | points per Section | type	1 | 2500 | 1001 | SWE

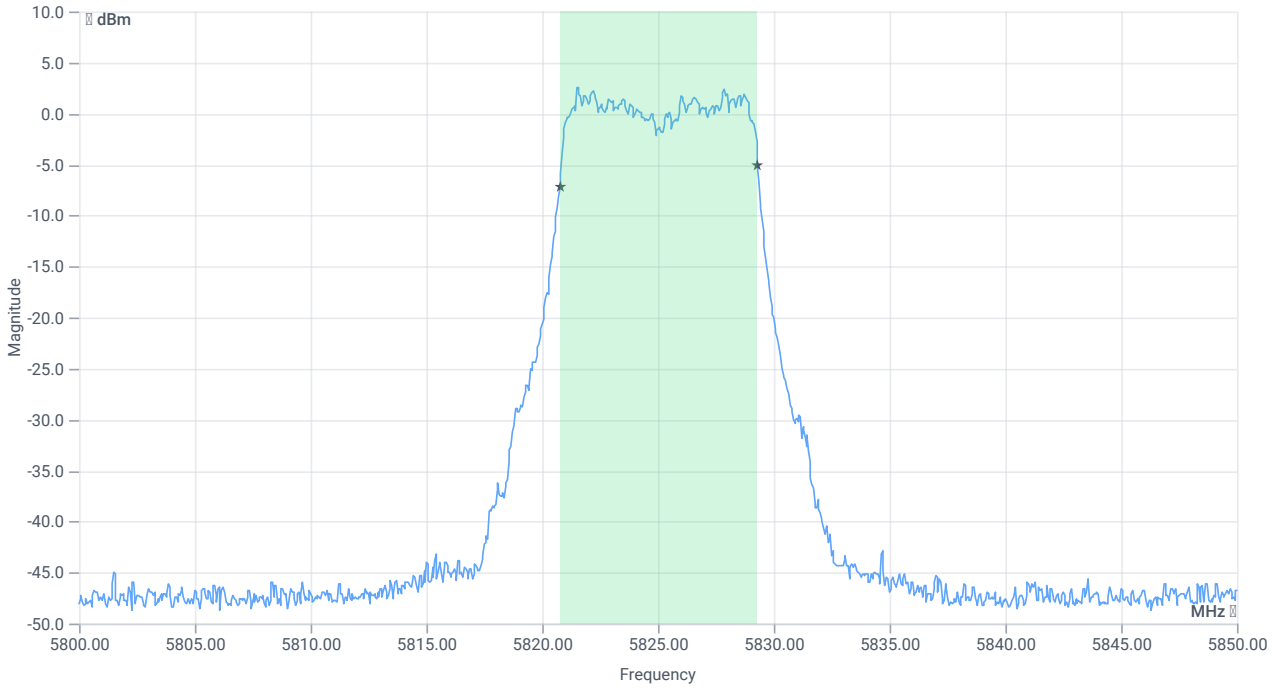

BW 99PCT

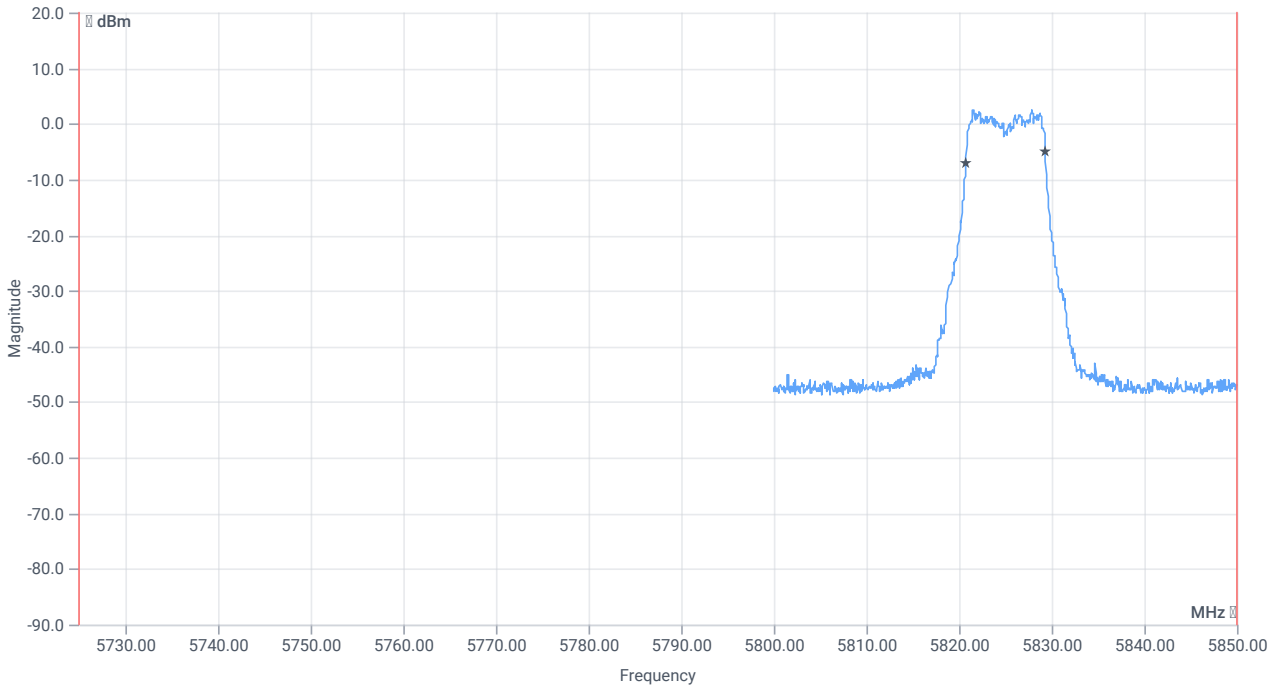

BW within band 99PCT

RESULT

DESCRIPTION	LOWER LIMIT	UPPER LIMIT	MEASURED	UNIT	VERDICT
Bandwidth 99%	---	---	8.541	MHz	INFO
T1 99%	5725.000000	---	5820.7542	MHz	PASS
T2 99%	---	5850.000000	5829.2957	MHz	PASS since U-NII-4 is supported

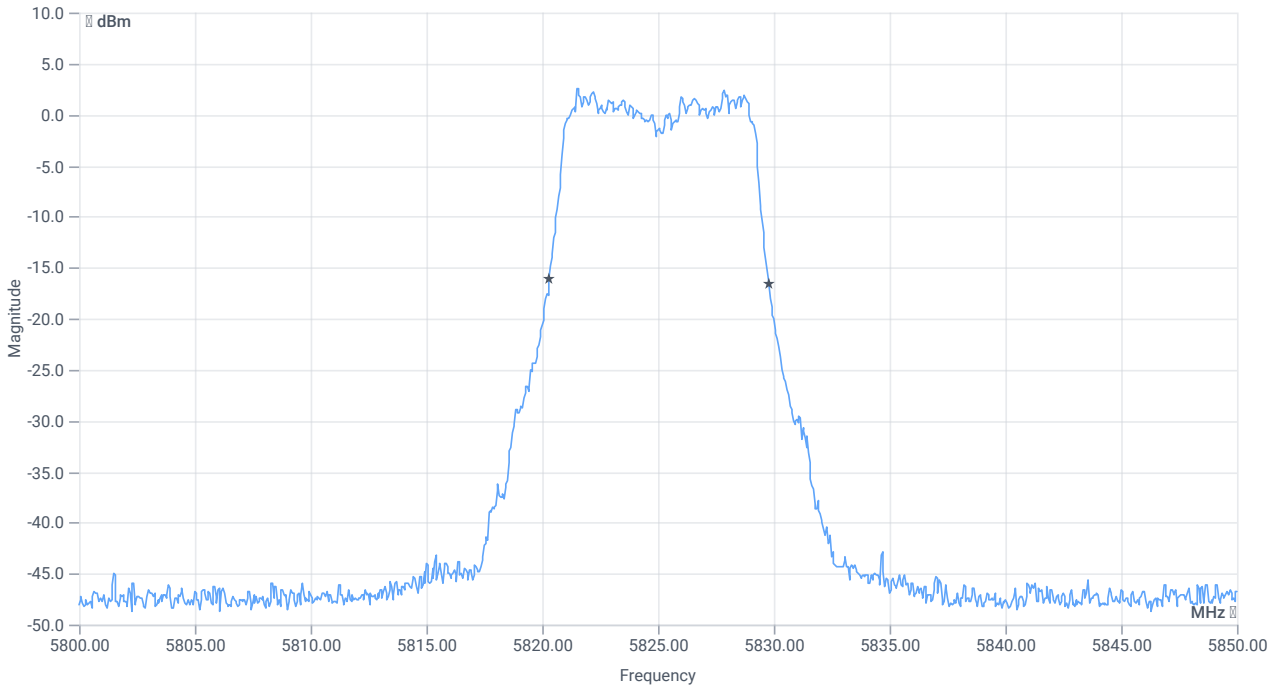

BW 20dB

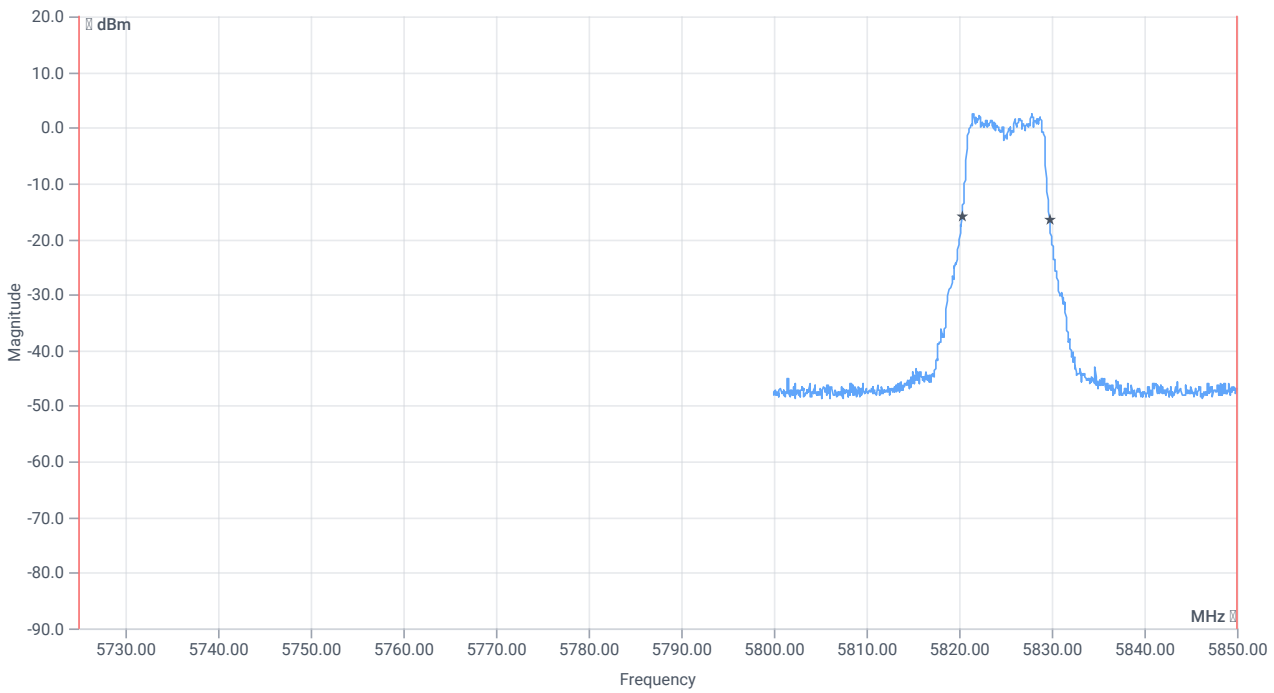

BW within band 20dB

RESULT

DESCRIPTION	LOWER LIMIT	UPPER LIMIT	MEASURED	UNIT	VERDICT
Bandwidth 20dB	---	---	9.5	MHz	INFO
T1 20dB	5725.000000	---	5820.3000	MHz	PASS

RESULT

DESCRIPTION	LOWER LIMIT	UPPER LIMIT	MEASURED	UNIT	VERDICT
T2 20dB	---	5850.000000	5829.8000	MHz	PASS since U-NII-4 is supported

Verdict
PASS

ISED RSS247 # Max output power and psd ~ WLAN5Gx a mode U-NII-3

References

TC start	01.06.2026 14:04:54
Ambit temp (test rack) [°C] | humidity [rel%]	22.8 | 43
System version	6.0.7.5
Standard | Version	ISED RSS247 | NI
Method	
Description	ISED Max Output Power & PSD - WLAN5Gx a mode U-NII-3
Information	U-NII-3_OFDM_a-mode_10Mhz_ANT1_PS10 avg

EUT Common Settings WLAN5Gx

Number of antenna ports	2
User Interaction	No
Device class U-NII-1 (FCC)	Client
Limit W52 japan	Standard
TPC supported	No
Vehicle use (ISED)	No

Equipment

Signal analyzer,Rohde&Schwarz,FSV-40,1307.9002K40/101042,3.71
Switch matrix,cetecom advanced GmbH,USM,B002,1.0.0

Test Parameter

Technology to test	WLAN5Gx a mode
EUT port	EUT1
Temperature	nom
Voltage	nom
Frequency low to test	False | Freq [MHz] 5745
Frequency mid to test	False | Freq [MHz] 5785
Frequency high to test	True | Freq [MHz] 5825
Auto control enabled power supply | Climatic Box	No | No
Additional path loss [dB]	0
Full path type	EUT_SA_GEN_SIG
Full path name	EUT1.MP.SIG1/EUT1.SA/EUT1.GEN1/EUT1.GEN2/
Switch bits	00010001:00010001:00000000:00000001

Test at TX 5825 MHz

RESULT: Reference power cond.

DESCRIPTION	LOWER LIMIT	UPPER LIMIT	MEASURED	UNIT	VERDICT
Ref. power 1MHz/1MHz cond.	---	---	6.97	dBm	INFO
Ref. frequency	---	---	5822.800	MHz	INFO

Evaluation max. duty cycle

Duty cycle evaluation

DESCRIPTION	LOWER LIMIT	UPPER LIMIT	MEASURED	UNIT	VERDICT
Duty cycle min	---	---	0	dB	DC > 98% defined

Evaluation bandwidth

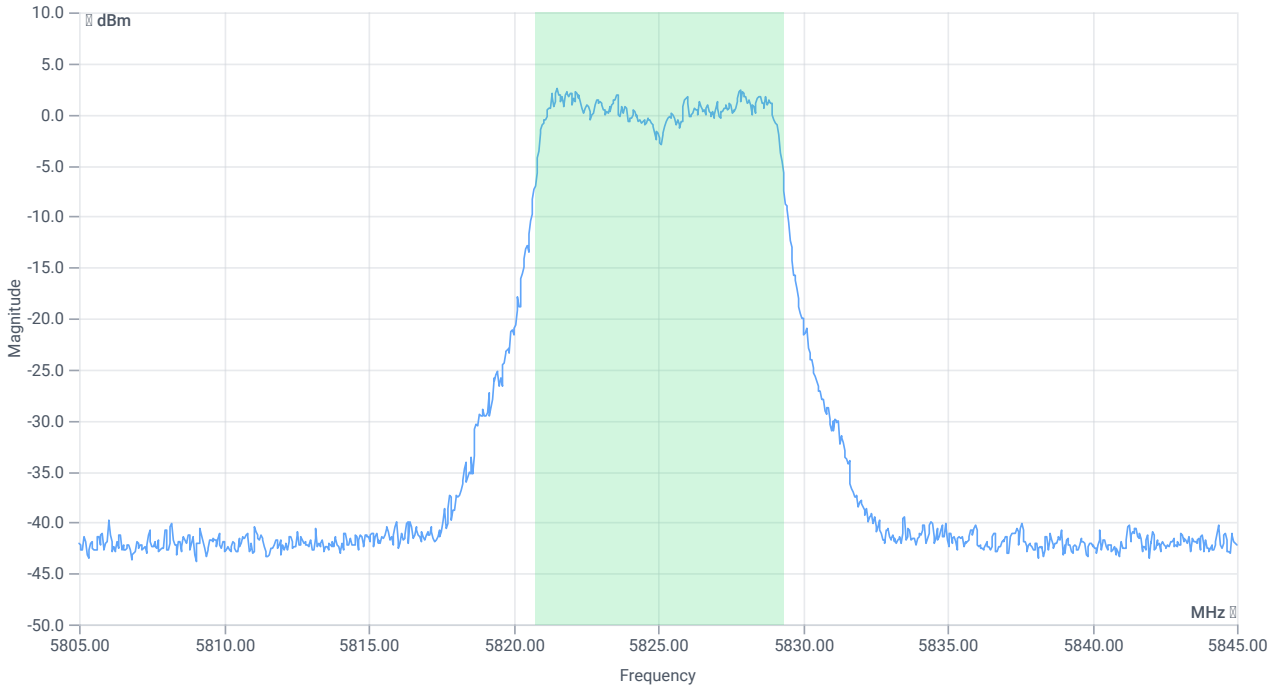

BW 99PCT

RESULT

DESCRIPTION	LOWER LIMIT	UPPER LIMIT	MEASURED	UNIT	VERDICT
Bandwidth 99%	---	---	8.551	MHz	INFO
T1 99%	---	---	5820.7642	MHz	INFO
T2 99%	---	---	5829.3157	MHz	INFO

Maximum Output Power

Antenna gain

Considered antenna gain [dBi]:	5.8 @ 5825 MHz

READ SA SETTINGS:

RefLevel [dBm] | RefLevelOffset [dB] | InpAtt [dB]	18.97 | 13.38 | 20
Start [MHz] | Stop [MHz]	5805.000 | 5845.000
RBW [MHz] | VBW [MHz]	1.000000 | 3.000000
Detector | TraceMode	RMS | MAXH
Sweep: time [ms] | count | points per Section | type	59600 | 1 | 161 | SWE

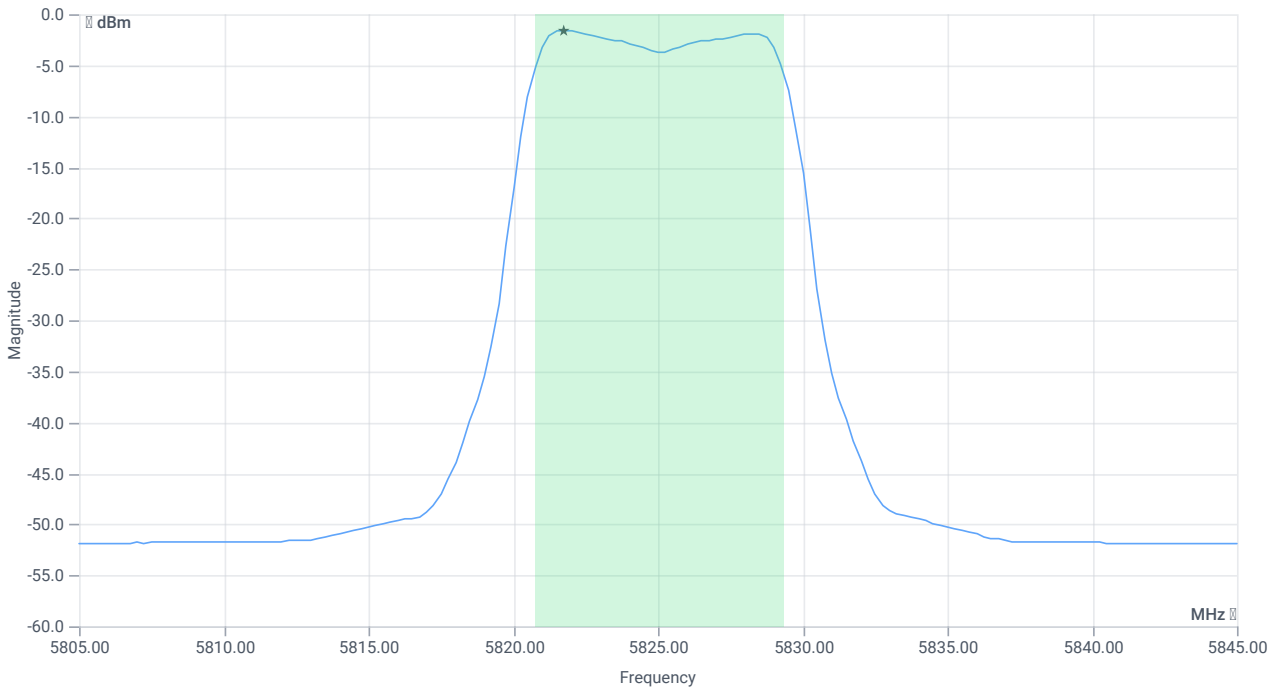

Max OP and PSD (without antenna gain)

RESULT

DESCRIPTION	LOWER LIMIT	UPPER LIMIT	MEASURED	UNIT	VERDICT
Max output power cond	---	---	6.46	dBm	INFO
Duty cycle correction	---	---	0	dB	INFO
LIMIT absolute cond					
Max output power DC corrected cond	---	30	6.46	dBm	PASS
Antenna gain applied			5.8	dBi	INFO
LIMIT absolute eirp (RSS-247 §6.2.4)					
Max output power DC corrected eirp	---	36	12.26	dBm	PASS

READ SA SETTINGS:

RefLevel [dBm] | RefLevelOffset [dB] | InpAtt [dB]	18.97 | 13.38 | 25
Start [MHz] | Stop [MHz]	5805.000 | 5845.000
RBW [MHz] | VBW [MHz]	0.500000 | 3.000000
Detector | TraceMode	RMS | MAXH
Sweep: time [ms] | count | points per Section | type	59600 | 1 | 161 | SWE

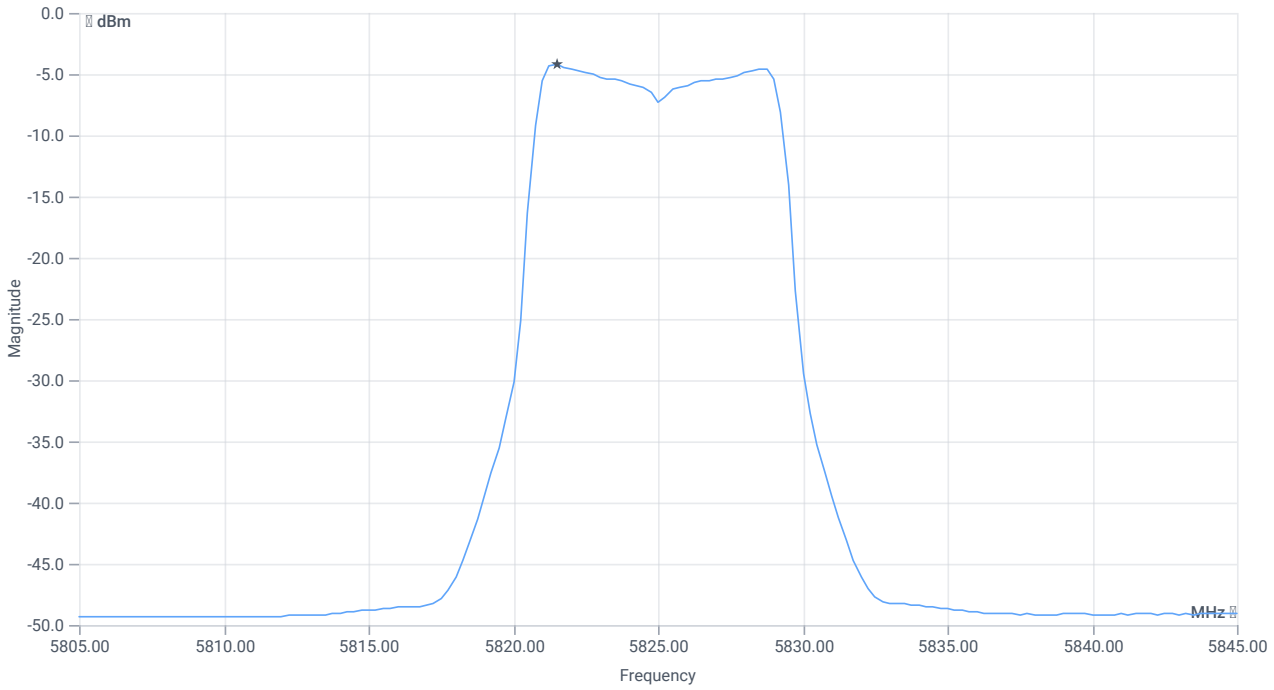

PSD UNII-3

RESULT

DESCRIPTION	LOWER LIMIT	UPPER LIMIT	MEASURED	UNIT	VERDICT
Power spectral density cond	---		-4.21	dBm/0.5MHz	INFO
Power spectral density DC corrected cond	---	30	-4.21	dBm/0.5MHz	PASS

Verdict
PASS

FCC 15.407 # Max output power and psd ~ WLAN5Gx a mode U-NII-3

References

TC start	01.06.2026 14:02:18
Ambit temp (test rack) [°C] | humidity [rel%]	22.7 | 44
System version	6.0.7.5
Standard | Version	FCC 15.407 | NI
Method	KDB789033 D02, F., E.2.e.
Description	FCC 15.407 Max Output Power & PSD - WLAN5Gx a mode U-NII-3
Information	U-NII-3_OFDM_a-mode_10Mhz_ANT1_PS10 avg

EUT Common Settings WLAN5Gx

Number of antenna ports	2
User Interaction	No
Device class U-NII-1 (FCC)	Client
Limit W52 japan	Standard
TPC supported	No
Vehicle use (ISED)	No

Equipment

Signal analyzer,Rohde&Schwarz,FSV-40,1307.9002K40/101042,3.71
Switch matrix,cetecom advanced GmbH,USM,B002,1.0.0

Test Parameter

Technology to test	WLAN5Gx a mode
EUT port	EUT1
Temperature	nom
Voltage	nom
Frequency low to test	False | Freq [MHz] 5745
Frequency mid to test	False | Freq [MHz] 5785
Frequency high to test	True | Freq [MHz] 5825
Auto control enabled power supply | Climatic Box	No | No
Additional path loss [dB]	0
Full path type	EUT_SA_GEN_SIG
Full path name	EUT1.MP.SIG1/EUT1.SA/EUT1.GEN1/EUT1.GEN2/
Switch bits	00010001:00010001:00000000:00000001

Test at TX 5825 MHz

RESULT: Reference power cond.

DESCRIPTION	LOWER LIMIT	UPPER LIMIT	MEASURED	UNIT	VERDICT
Ref. power 1MHz/1MHz cond.	---	---	6.45	dBm	INFO
Ref. frequency	---	---	5827.800	MHz	INFO

Evaluation max. duty cycle

Duty cycle evaluation

DESCRIPTION	LOWER LIMIT	UPPER LIMIT	MEASURED	UNIT	VERDICT
Duty cycle min	---	---	0	dB	DC > 98% defined

Evaluation bandwidth

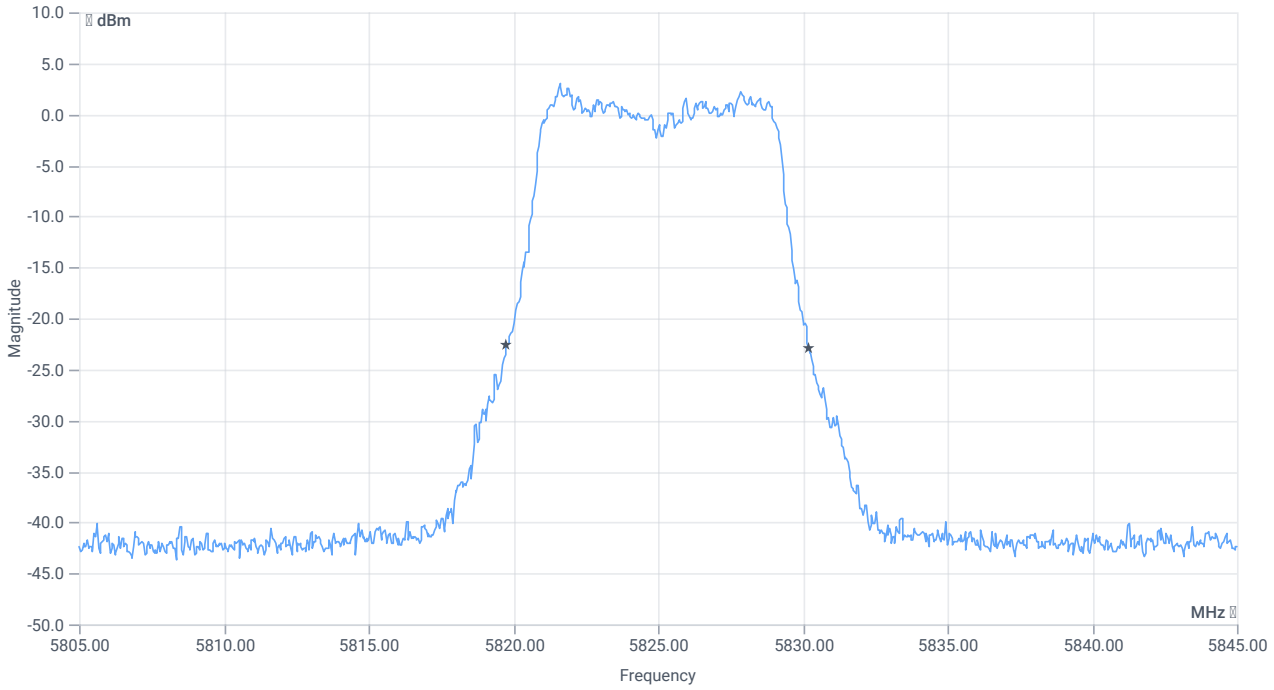

BW 26dB

RESULT

DESCRIPTION	LOWER LIMIT	UPPER LIMIT	MEASURED	UNIT	VERDICT
Bandwidth 26dB	---	---	10.44	MHz	INFO
T1 26dB	---	---	5819.7600	MHz	INFO
T2 26dB	---	---	5830.2000	MHz	INFO

Maximum Output Power

READ SA SETTINGS:

RefLevel [dBm] | RefLevelOffset [dB] | InpAtt [dB]	18.45 | 13.38 | 20
Start [MHz] | Stop [MHz]	5805.000 | 5845.000
RBW [MHz] | VBW [MHz]	1.000000 | 3.000000
Detector | TraceMode	RMS | MAXH
Sweep: time [ms] | count | points per Section | type	59600 | 1 | 161 | SWE

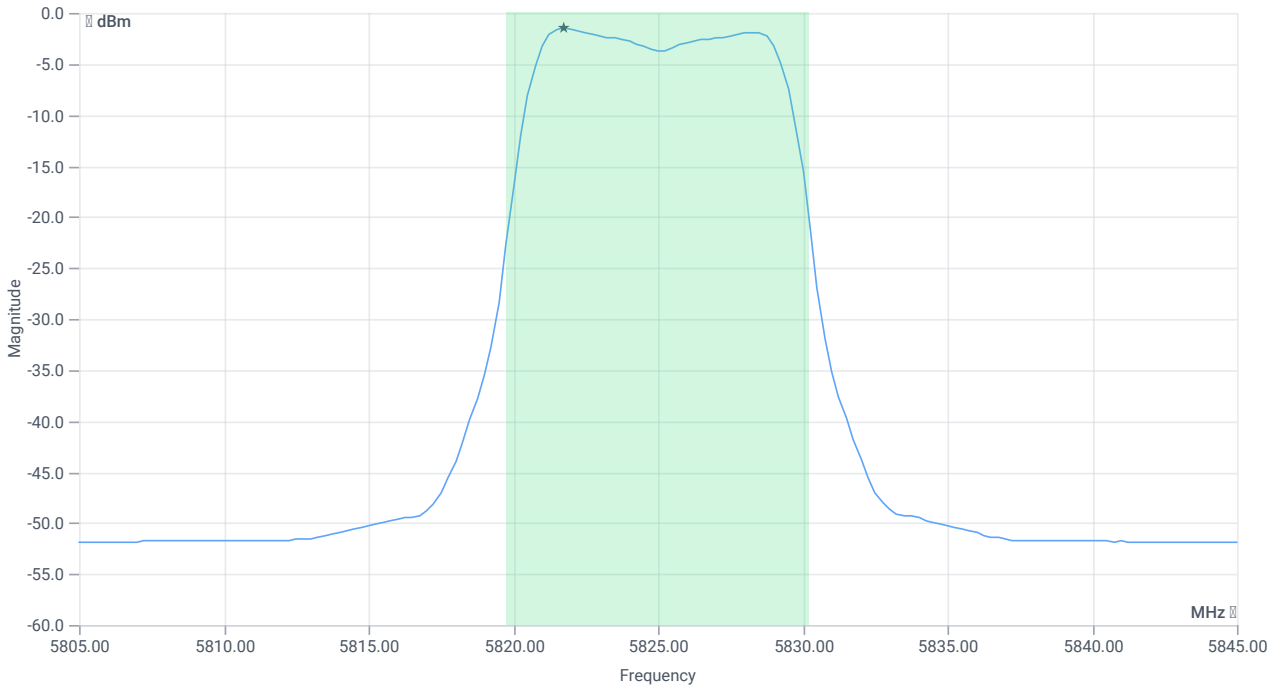

Max OP and PSD

RESULT

CONDUCTED LIMITS FOR MAX ANTENNA GAIN OF 6 D BI					
Description	Lower Limit	Upper Limit	Measured	Unit	Verdict
Max output power cond	---	---	6.62	dBm	INFO
Duty cycle correction	---	---	0	dB	INFO
LIMIT absolute:					
Max output power DC corrected cond	---	30	6.62	dBm	PASS
LIMIT: 11 dBm + 10 log 10.44					
Max output power DC corrected cond	---	21.19	6.62	dBm	na

Power Spectral Density U-NII-3

READ SA SETTINGS:

RefLevel [dBm] | RefLevelOffset [dB] | InpAtt [dB]	18.45 | 13.38 | 25

READ SA SETTINGS:

Start [MHz] | Stop [MHz]	5805.000 | 5845.000
RBW [MHz] | VBW [MHz]	0.500000 | 3.000000
Detector | TraceMode	RMS | MAXH
Sweep: time [ms] | count | points per Section | type	59600 | 1 | 161 | SWE

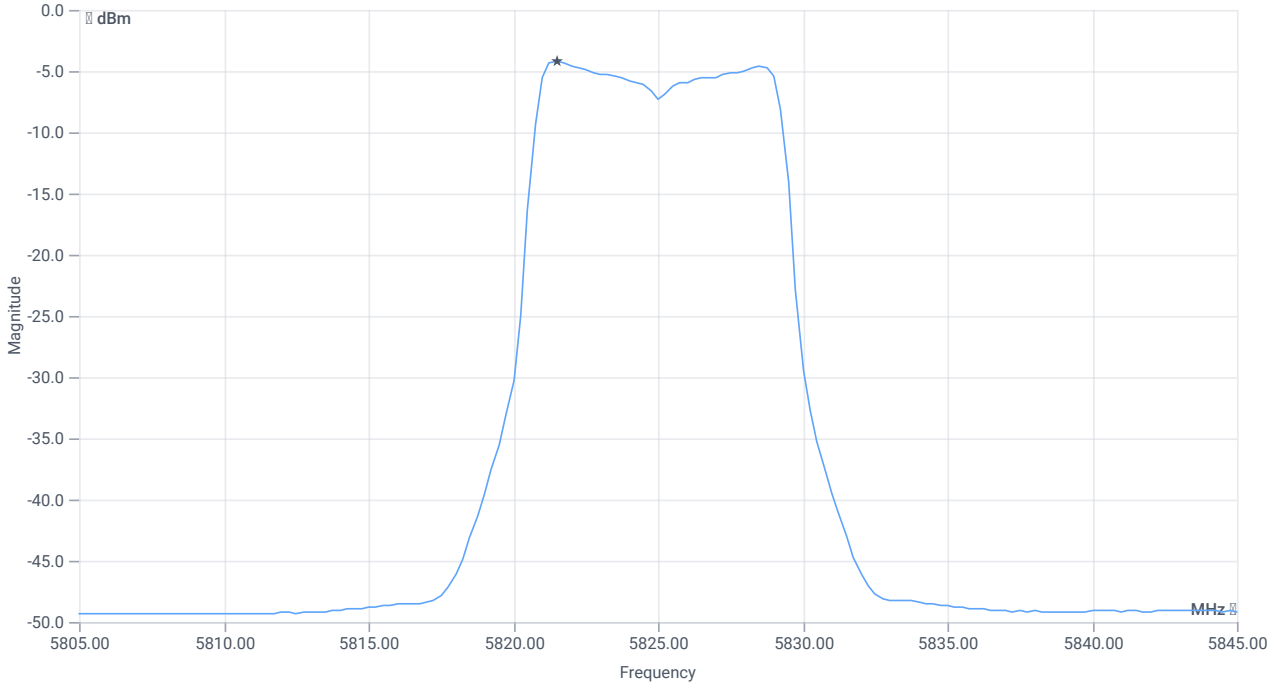

PSD UNII-3

RESULT

CONDUCTED LIMITS FOR MAX ANTENNA GAIN OF 6 D BI					
Description	Lower Limit	Upper Limit	Measured	Unit	Verdict
Power spectral density cond	---	---	-4.24	dBm/0.5MHz	INFO
Duty cycle correction	---	---	0	dB	INFO
Power spectral density DC corrected cond	---	30	-4.24	dBm/0.5MHz	PASS

Verdict
PASS

NA # Peak output power 3MHz/3MHz ~ WLAN5Gx a mode U-NII-3

References

TC start	01.06.2026 14:01:51
Ambit temp (test rack) [°C] | humidity [rel%]	22.7 | 44
System version	6.0.7.5
Standard | Version	NA | NI
Method	
Description	Peak OP 3MHz/3MHz - WLAN5Gx a mode U-NII-3
Information	U-NII-3_OFDM_a-mode_10Mhz_ANT1_PS10 avg

EUT Common Settings WLAN5Gx

Number of antenna ports	2
User Interaction	No
Device class U-NII-1 (FCC)	Client
Limit W52 japan	Standard
TPC supported	No
Vehicle use (ISED)	No

Equipment

Signal analyzer,Rohde&Schwarz,FSV-40,1307.9002K40/101042,3.71
Switch matrix,cetecom advanced GmbH,USM,B002,1.0.0

Test Parameter

Technology to test	WLAN5Gx a mode
EUT port	EUT1
Temperature	nom
Voltage	nom
Frequency low to test	False | Freq [MHz] 5745
Frequency mid to test	False | Freq [MHz] 5785
Frequency high to test	True | Freq [MHz] 5825
Auto control enabled power supply | Climatic Box	No | No
Additional path loss [dB]	0
Full path type	EUT_SA_GEN_SIG
Full path name	EUT1.MP.SIG1/EUT1.SA/EUT1.GEN1/EUT1.GEN2/
Switch bits	00010001:00010001:00000000:00000001

Test at TX 5825 MHz

RESULT: Reference power cond.

DESCRIPTION	LOWER LIMIT	UPPER LIMIT	MEASURED	UNIT	VERDICT
Ref. power 1MHz/1MHz cond.	---	---	6.29	dBm	INFO
Ref. frequency	---	---	5827.400	MHz	INFO

READ SA SETTINGS:

RefLevel [dBm] | RefLevelOffset [dB] | InpAtt [dB]	18.29 | 13.38 | 20
Start [MHz] | Stop [MHz]	5800.000 | 5850.000
RBW [MHz] | VBW [MHz]	3.000000 | 3.000000
Detector | TraceMode	POS | MAXH
Sweep: time [ms] | count | points per Section | type	300 | 20 | 1001 | SWE

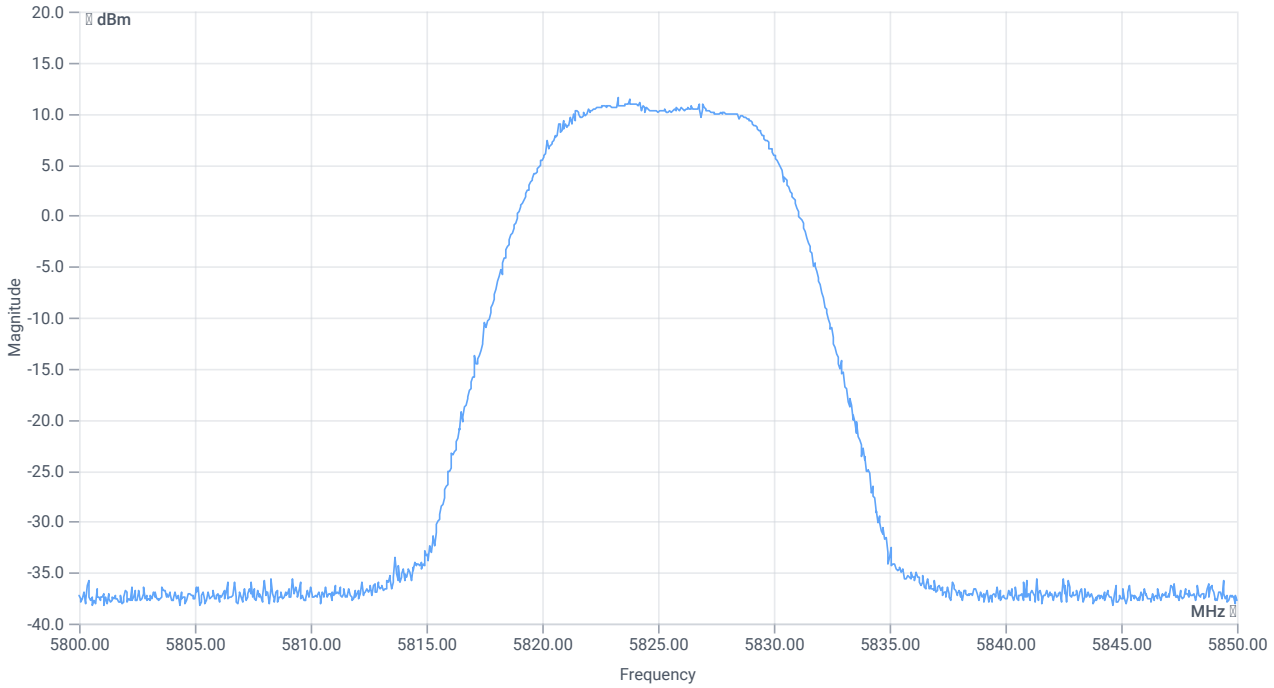

Peak output power

RESULT

DESCRIPTION	LOWER LIMIT	UPPER LIMIT	MEASURED	UNIT	VERDICT
Peak Power	---	---	11.58	dBm	INFO
Peak Power	---	---	14.387986	mW	INFO
Frequency at Peak	---	---	5823.252	MHz	INFO

Verdict
PASS

NA # Message with SA scan ~

References

TC start	01.06.2026 14:00:51
Ambit temp (test rack) [°C] | humidity [rel%]	22.7 | 44
System version	6.0.7.5
Standard | Version	NA | NI
Method	
Description	Message with SA Scan a_mode_U_NII_3
Information	U-NII-3_OFDM_a-mode_10Mhz_ANT1_PS10 avg

Equipment

Signal analyzer,Rohde&Schwarz,FSV-40,1307.9002K40/101042,3.71
Switch matrix,cetecom advanced GmbH,USM,B002,1.0.0

Test Parameter

Full path type	EUT_SA_GEN_SIG
Full path name	EUT1.MP.SIG1/EUT1.SA/EUT1.GEN1/EUT1.GEN2/
Switch bits	00010001:00010001:00000000:00000001
Message start	01.06.2026 14:00:54
Message	set WLAN5Gx to a_mode_U_NII_3, Frequency [MHz] 5825 Information: U-NII-3_OFDM_a-mode_10Mhz_ANT1_PS10 avg

Verdict
INFO

FCC 15.407, ISED RSS247 # Emission mask (eirp) ~ WLAN5Gx a mode U-NII-3

References

TC start	01.06.2026 14:00:11
Ambit temp (test rack) [°C] | humidity [rel%]	22.7 | 44
System version	6.0.7.5
Standard | Version	FCC 15.407, ISED RSS247 | NI
Method	NI
Description	FCC 15.407 Emission mask - WLAN5Gx a mode U-NII-3
Information	U-NII-3_OFDM_a-mode_10Mhz_ANT1_PS10 avg

EUT Common Settings WLAN5Gx

Number of antenna ports	2
User Interaction	No
Device class U-NII-1 (FCC)	Client
Limit W52 japan	Standard
TPC supported	No
Vehicle use (ISED)	No

Equipment

Signal analyzer,Rohde&Schwarz,FSV-40,1307.9002K40/101042,3.71
Switch matrix,cetecom advanced GmbH,USM,B002,1.0.0

Test Parameter

Technology to test	WLAN5Gx a mode
EUT port	EUT1
Temperature	nom
Voltage	nom
Frequency low to test	False | Freq [MHz] 5745
Frequency mid to test	True | Freq [MHz] 5785
Frequency high to test	False | Freq [MHz] 5825
Auto control enabled power supply | Climatic Box	No | No
Additional path loss [dB]	0
Full path type	EUT_SA_GEN_SIG
Full path name	EUT1.MP.SIG1/EUT1.SA/EUT1.GEN1/EUT1.GEN2/
Switch bits	00010001:00010001:00000000:00000001

Test at TX 5785 MHz

Number of antenna ports: 2

reduction of limit due to number of antenna ports [dB]: 3

RESULT: Reference power cond.

DESCRIPTION	LOWER LIMIT	UPPER LIMIT	MEASURED	UNIT	VERDICT
Ref. power 1MHz/1MHz cond.	---	---	4.43	dBm	INFO
Ref. frequency	---	---	5787.800	MHz	INFO

Antenna gain

Considered antenna gain [dBi]:	6.06 / max found in range 5625 to 5950 MHz

READ SA SETTINGS:

RefLevel [dBm] | RefLevelOffset [dB] | InpAtt [dB]	7.43 | 12.84 | 10
Start [MHz] | Stop [MHz]	5625.000 | 5950.000
RBW [MHz] | VBW [MHz]	1.000000 | 3.000000
Detector | TraceMode	POS | MAXH
Sweep: time [ms] | count | points per Section | type	1 | 2500 | 1001 | SWE

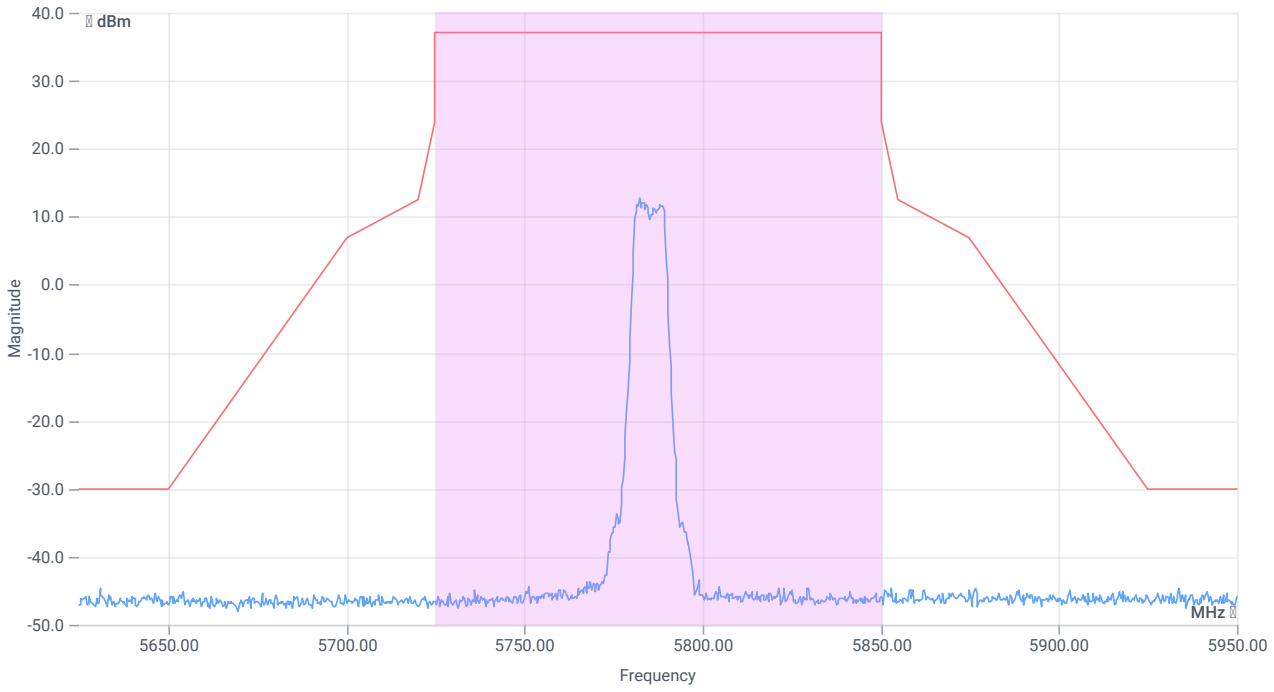

Emission Mask (e.i.r.p)

RESULT

DESCRIPTION	LOWER LIMIT	UPPER LIMIT	MEASURED	UNIT	VERDICT

Verdict
PASS

FCC 15.407, ISED RSS247 # Minimum emission bandwidth ~ WLAN5Gx a mode U-NII-3

References

TC start	01.06.2026 13:59:23
Ambit temp (test rack) [°C] | humidity [rel%]	22.7 | 44
System version	6.0.7.5
Standard | Version	FCC 15.407, ISED RSS247 | NI
Method	KDB789033 D02, C.2.
Description	FCC 15.407 Min Emission Bandwidth - WLAN5Gx a mode U-NII-3
Information	U-NII-3_OFDM_a-mode_10Mhz_ANT1_PS10 avg

EUT Common Settings WLAN5Gx

Number of antenna ports	2
User Interaction	No
Device class U-NII-1 (FCC)	Client
Limit W52 japan	Standard
TPC supported	No
Vehicle use (ISED)	No

Equipment

Signal analyzer,Rohde&Schwarz,FSV-40,1307.9002K40/101042,3.71
Switch matrix,cetecom advanced GmbH,USM,B002,1.0.0

Test Parameter

Technology to test	WLAN5Gx a mode
EUT port	EUT1
Temperature	nom
Voltage	nom
Frequency low to test	False | Freq [MHz] 5745
Frequency mid to test	True | Freq [MHz] 5785
Frequency high to test	False | Freq [MHz] 5825
Auto control enabled power supply | Climatic Box	No | No
Additional path loss [dB]	0
Full path type	EUT_SA_GEN_SIG
Full path name	EUT1.MP.SIG1/EUT1.SA/EUT1.GEN1/EUT1.GEN2/
Switch bits	00010001:00010001:00000000:00000001

Test at TX 5785 MHz

RESULT: Reference power cond.

DESCRIPTION	LOWER LIMIT	UPPER LIMIT	MEASURED	UNIT	VERDICT
Ref. power 1MHz/1MHz cond.	---	---	5.49	dBm	INFO
Ref. frequency	---	---	5781.800	MHz	INFO

READ SA SETTINGS:

RefLevel [dBm] | RefLevelOffset [dB] | InpAtt [dB]	17.49 | 12.84 | 20
Start [MHz] | Stop [MHz]	5760.000 | 5810.000
RBW [MHz] | VBW [MHz]	0.100000 | 0.300000
Detector | TraceMode	POS | MAXH
Sweep: time [ms] | count | points per Section | type	2 | 1500 | 1001 | SWE

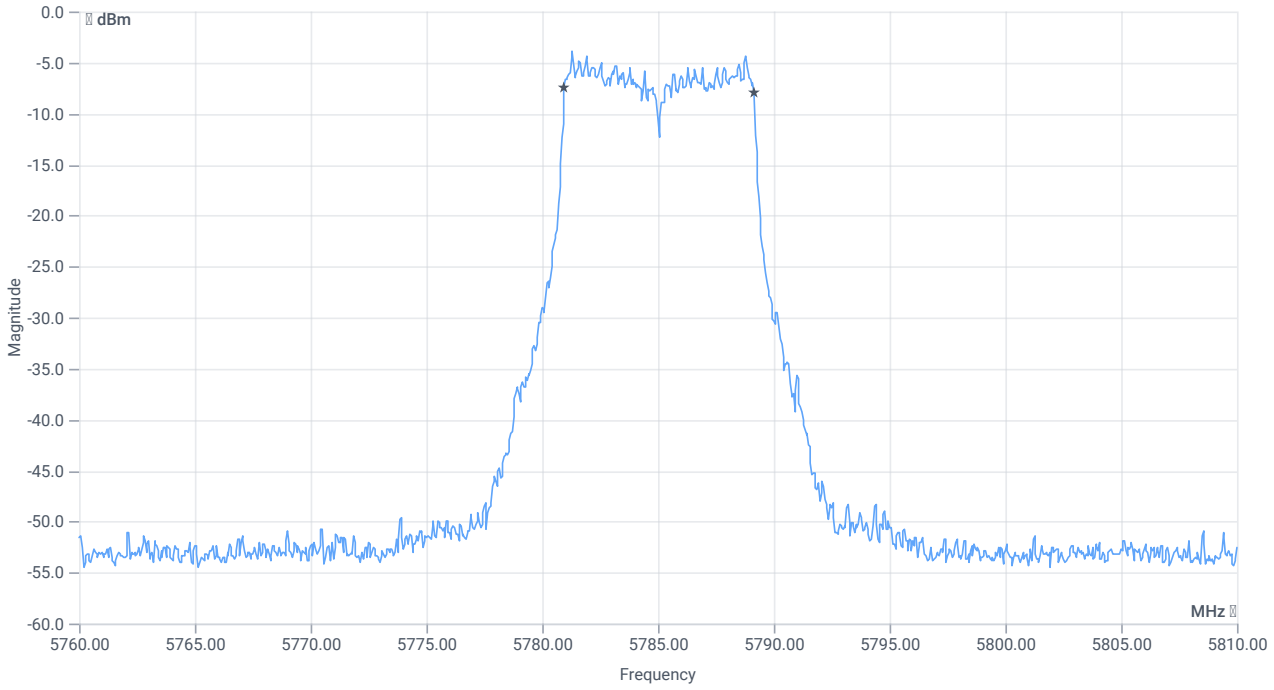

BW 6dB

RESULT

DESCRIPTION	LOWER LIMIT	UPPER LIMIT	MEASURED	UNIT	VERDICT
Bandwidth (6dB)	0.500	---	8.2	MHz	PASS

Verdict
PASS

FCC 15.407, ISED RSS247 # Bandwidths 99PCT and 26dB (UNII-3 20dB) ~ WLAN5Gx a mode U-NII-3

References

TC start	01.06.2026 13:58:50
Ambit temp (test rack) [°C] | humidity [rel%]	22.7 | 44
System version	6.0.7.5
Standard | Version	FCC 15.407, ISED RSS247 | NI
Method	26dB Bandwidth KDB789033 D02, C.1 / ISED RSS-GEN
Description	FCC 15.407 Bandwidths - WLAN5Gx a mode U-NII-3
Information	U-NII-3_OFDM_a-mode_10Mhz_ANT1_PS10 avg

EUT Common Settings WLAN5Gx

Number of antenna ports	2
User Interaction	No
Device class U-NII-1 (FCC)	Client
Limit W52 japan	Standard
TPC supported	No
Vehicle use (ISED)	No

Equipment

Signal analyzer,Rohde&Schwarz,FSV-40,1307.9002K40/101042,3.71
Switch matrix,cetecom advanced GmbH,USM,B002,1.0.0

Test Parameter

Technology to test	WLAN5Gx a mode
EUT port	EUT1
Temperature	nom
Voltage	nom
Frequency low to test	False | Freq [MHz] 5745
Frequency mid to test	True | Freq [MHz] 5785
Frequency high to test	False | Freq [MHz] 5825
Auto control enabled power supply | Climatic Box	No | No
Additional path loss [dB]	0
Full path type	EUT_SA_GEN_SIG
Full path name	EUT1.MP.SIG1/EUT1.SA/EUT1.GEN1/EUT1.GEN2/
Switch bits	00010001:00010001:00000000:00000001

Test at TX 5785 MHz

RESULT: Reference power cond.

DESCRIPTION	LOWER LIMIT	UPPER LIMIT	MEASURED	UNIT	VERDICT
Ref. power 1MHz/1MHz cond.	---	---	4.53	dBm	INFO
Ref. frequency	---	---	5788.600	MHz	INFO

READ SA SETTINGS:

RefLevel [dBm] | RefLevelOffset [dB] | InpAtt [dB]	12.53 | 12.84 | 15
Start [MHz] | Stop [MHz]	5760.000 | 5810.000
RBW [MHz] | VBW [MHz]	0.300000 | 1.000000
Detector | TraceMode	POS | MAXH
Sweep: time [ms] | count | points per Section | type	1 | 2500 | 1001 | SWE

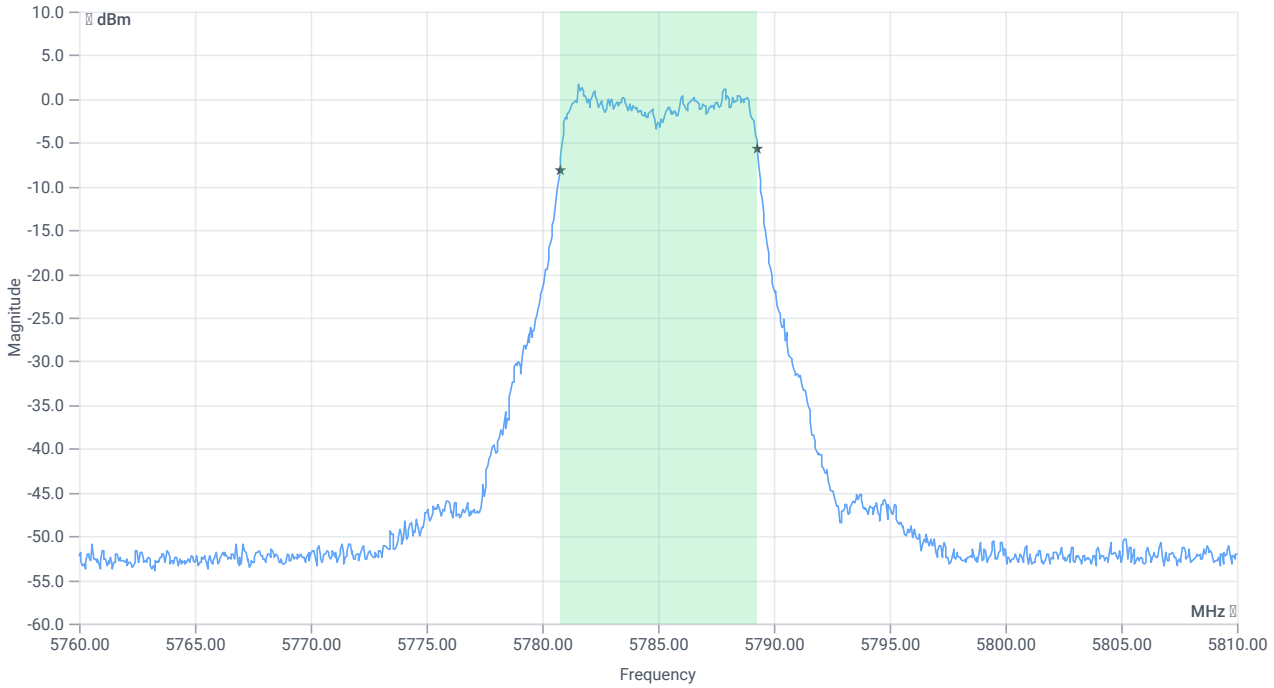

BW 99PCT

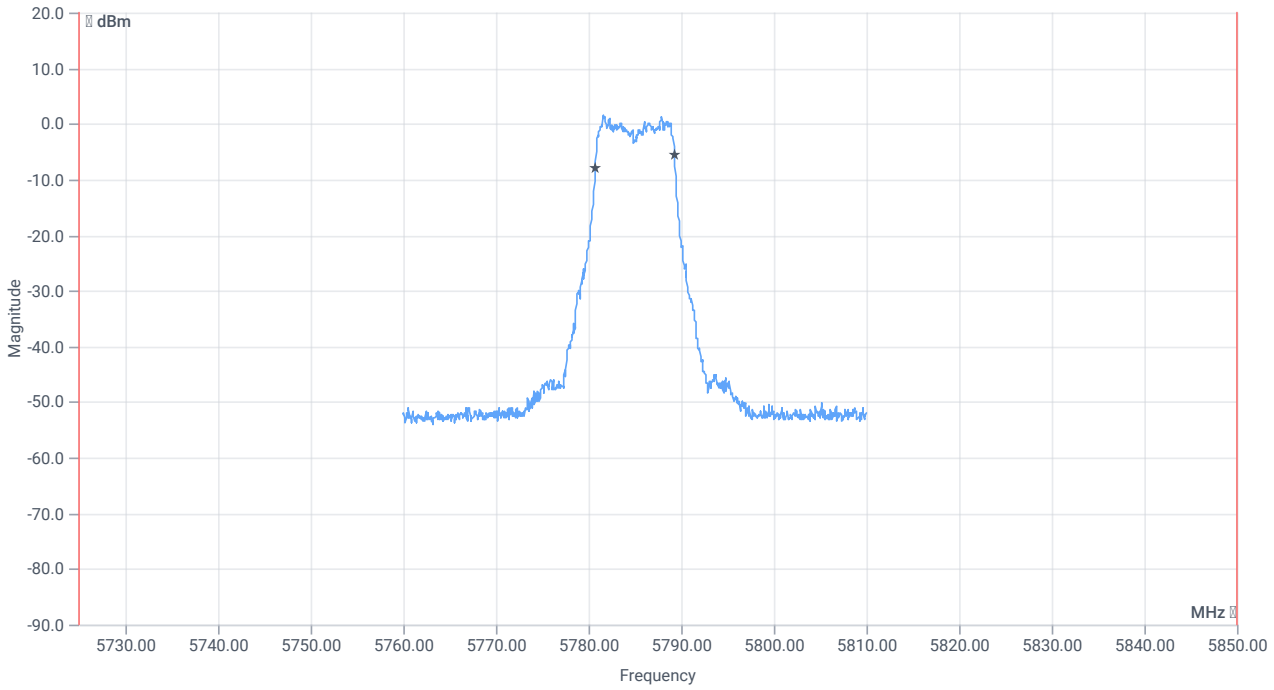

BW within band 99PCT

RESULT

DESCRIPTION	LOWER LIMIT	UPPER LIMIT	MEASURED	UNIT	VERDICT
Bandwidth 99%	---	---	8.541	MHz	INFO
T1 99%	5725.000000	---	5780.7542	MHz	PASS
T2 99%	---	5850.000000	5789.2957	MHz	PASS since U-NII-4 is supported

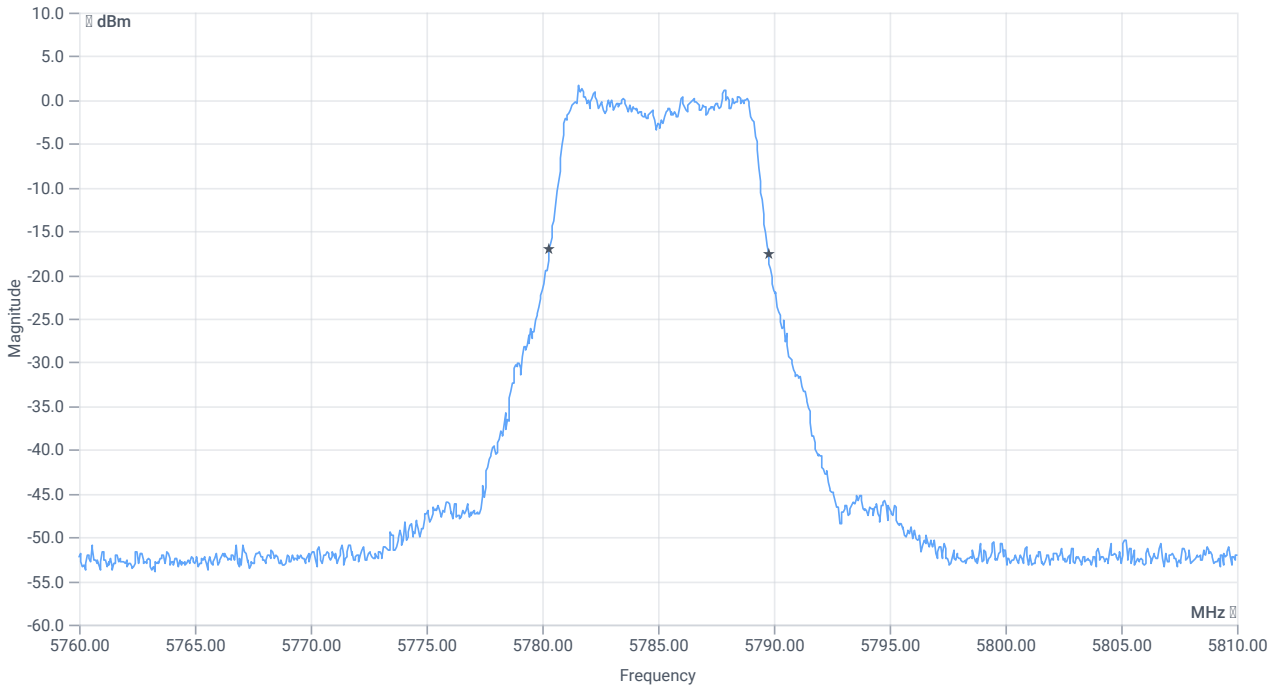

BW 20dB

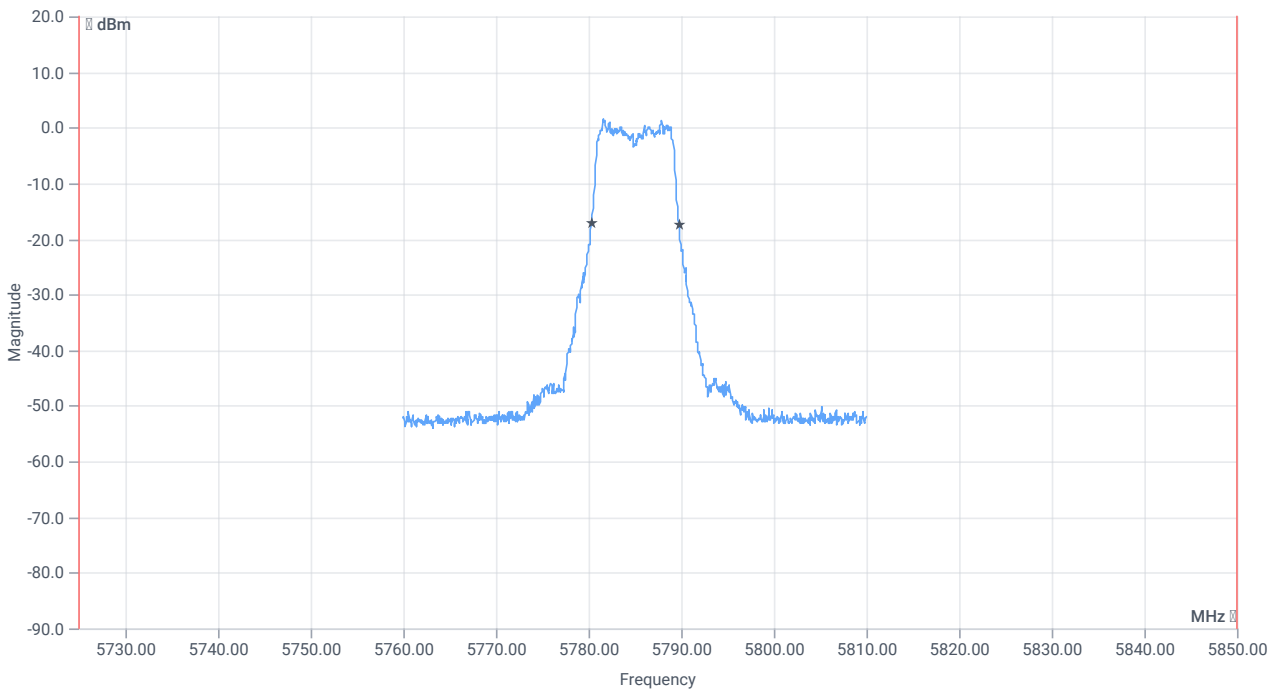

BW within band 20dB

RESULT

DESCRIPTION	LOWER LIMIT	UPPER LIMIT	MEASURED	UNIT	VERDICT
Bandwidth 20dB	---	---	9.45	MHz	INFO
T1 20dB	5725.000000	---	5780.3000	MHz	PASS

RESULT

DESCRIPTION	LOWER LIMIT	UPPER LIMIT	MEASURED	UNIT	VERDICT
T2 20dB	---	5850.000000	5789.7500	MHz	PASS since U-NII-4 is supported

Verdict
PASS

ISED RSS247 # Max output power and psd ~ WLAN5Gx a mode U-NII-3

References

TC start	01.06.2026 13:56:14
Ambit temp (test rack) [°C] | humidity [rel%]	22.7 | 44
System version	6.0.7.5
Standard | Version	ISED RSS247 | NI
Method	
Description	ISED Max Output Power & PSD - WLAN5Gx a mode U-NII-3
Information	U-NII-3_OFDM_a-mode_10Mhz_ANT1_PS10 avg

EUT Common Settings WLAN5Gx

Number of antenna ports	2
User Interaction	No
Device class U-NII-1 (FCC)	Client
Limit W52 japan	Standard
TPC supported	No
Vehicle use (ISED)	No

Equipment

Signal analyzer,Rohde&Schwarz,FSV-40,1307.9002K40/101042,3.71
Switch matrix,cetecom advanced GmbH,USM,B002,1.0.0

Test Parameter

Technology to test	WLAN5Gx a mode
EUT port	EUT1
Temperature	nom
Voltage	nom
Frequency low to test	False | Freq [MHz] 5745
Frequency mid to test	True | Freq [MHz] 5785
Frequency high to test	False | Freq [MHz] 5825
Auto control enabled power supply | Climatic Box	No | No
Additional path loss [dB]	0
Full path type	EUT_SA_GEN_SIG
Full path name	EUT1.MP.SIG1/EUT1.SA/EUT1.GEN1/EUT1.GEN2/
Switch bits	00010001:00010001:00000000:00000001

Test at TX 5785 MHz

RESULT: Reference power cond.

DESCRIPTION	LOWER LIMIT	UPPER LIMIT	MEASURED	UNIT	VERDICT
Ref. power 1MHz/1MHz cond.	---	---	5.61	dBm	INFO
Ref. frequency	---	---	5783.200	MHz	INFO

Evaluation max. duty cycle

Duty cycle evaluation

DESCRIPTION	LOWER LIMIT	UPPER LIMIT	MEASURED	UNIT	VERDICT
Duty cycle min	---	---	0	dB	DC > 98% defined

Evaluation bandwidth

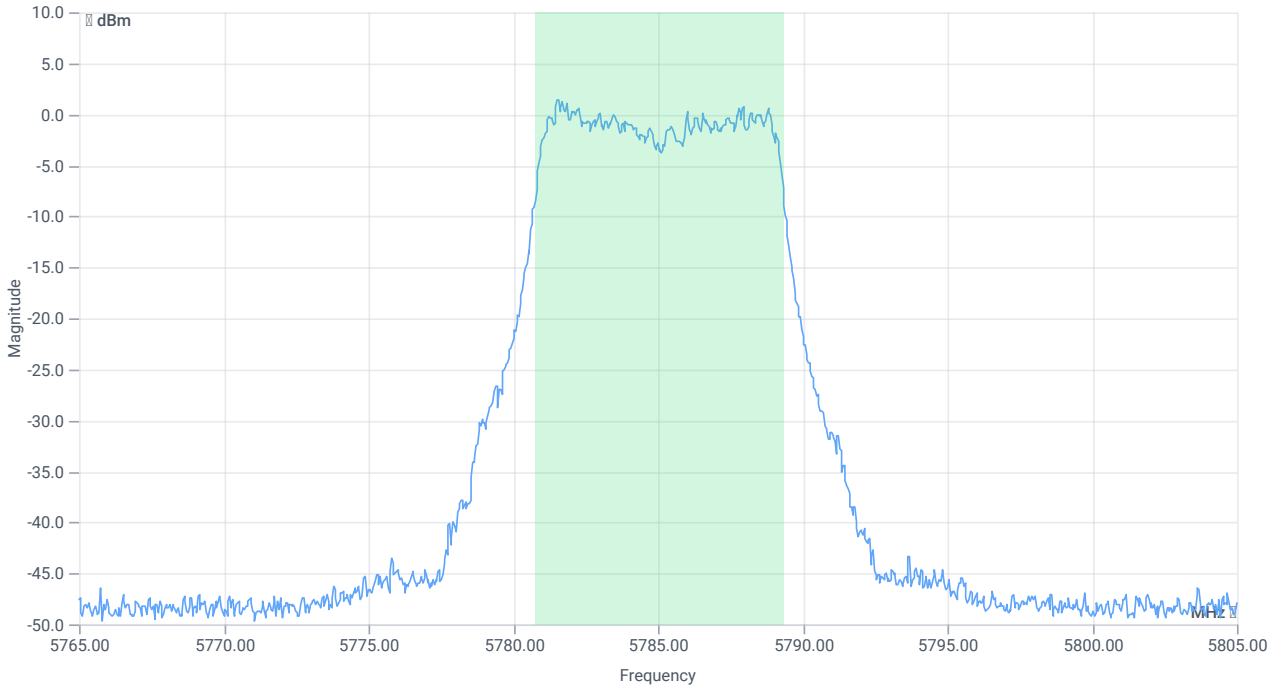

BW 99PCT

RESULT

DESCRIPTION	LOWER LIMIT	UPPER LIMIT	MEASURED	UNIT	VERDICT
Bandwidth 99%	---	---	8.551	MHz	INFO
T1 99%	---	---	5780.7642	MHz	INFO
T2 99%	---	---	5789.3157	MHz	INFO

Maximum Output Power

Antenna gain

Considered antenna gain [dBi]:	5.8 @ 5785 MHz

READ SA SETTINGS:

RefLevel [dBm] | RefLevelOffset [dB] | InpAtt [dB]	17.61 | 12.84 | 20
Start [MHz] | Stop [MHz]	5765.000 | 5805.000
RBW [MHz] | VBW [MHz]	1.000000 | 3.000000
Detector | TraceMode	RMS | MAXH
Sweep: time [ms] | count | points per Section | type	59600 | 1 | 161 | SWE

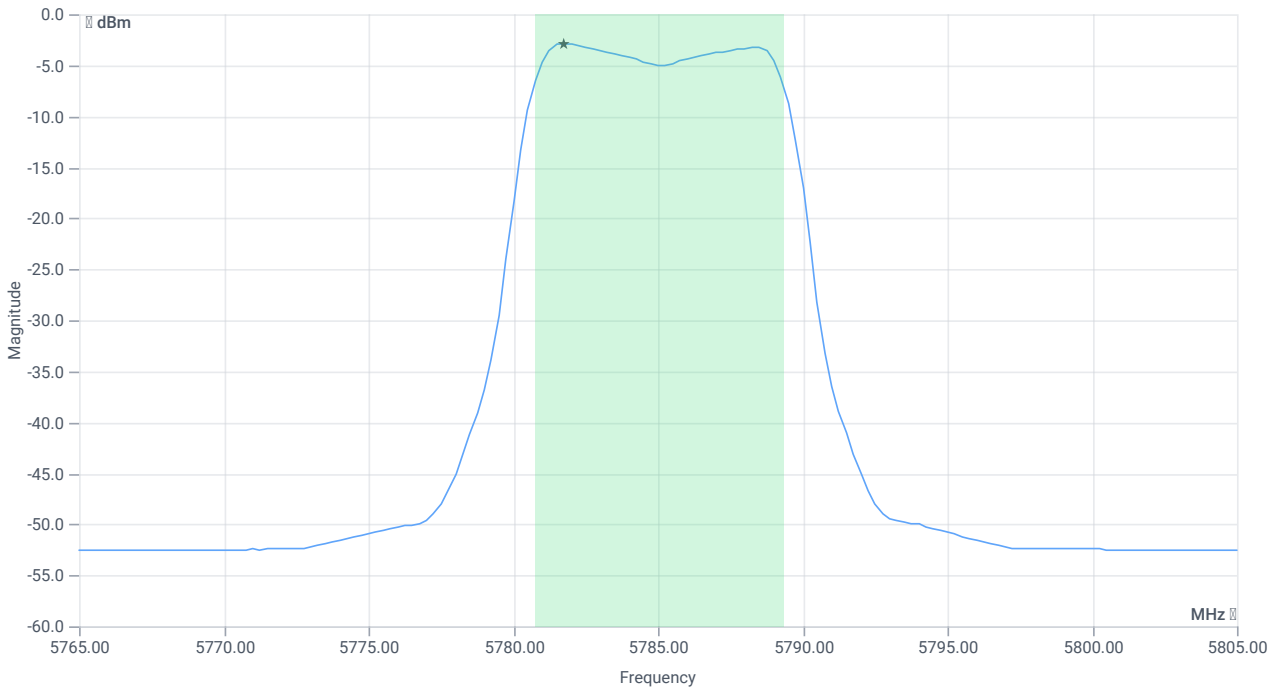

Max OP and PSD (without antenna gain)

RESULT

DESCRIPTION	LOWER LIMIT	UPPER LIMIT	MEASURED	UNIT	VERDICT
Max output power cond	---	---	5.11	dBm	INFO
Duty cycle correction	---	---	0	dB	INFO
LIMIT absolute cond					
Max output power DC corrected cond	---	30	5.11	dBm	PASS
Antenna gain applied			5.8	dBi	INFO
LIMIT absolute eirp (RSS-247 §6.2.4)					
Max output power DC corrected eirp	---	36	10.91	dBm	PASS

READ SA SETTINGS:

RefLevel [dBm] | RefLevelOffset [dB] | InpAtt [dB]	17.61 | 12.84 | 20
Start [MHz] | Stop [MHz]	5765.000 | 5805.000
RBW [MHz] | VBW [MHz]	0.500000 | 3.000000
Detector | TraceMode	RMS | MAXH
Sweep: time [ms] | count | points per Section | type	59600 | 1 | 161 | SWE

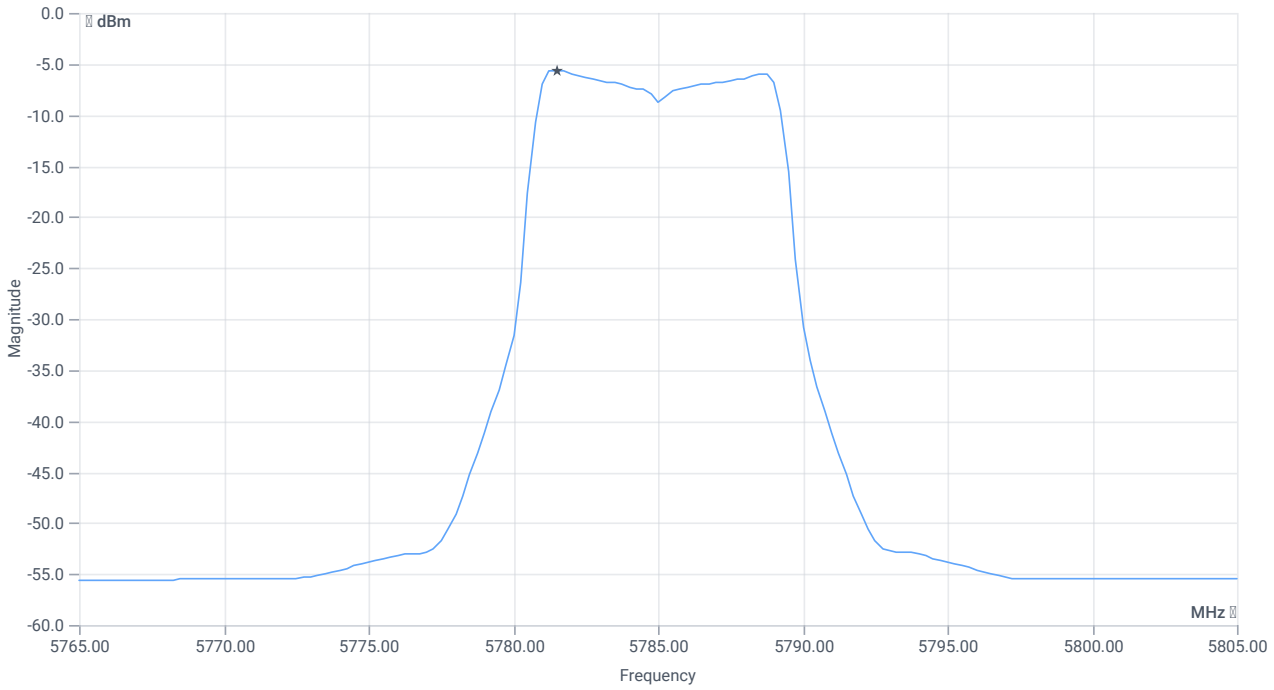

PSD UNII-3

RESULT

DESCRIPTION	LOWER LIMIT	UPPER LIMIT	MEASURED	UNIT	VERDICT
Power spectral density cond	---		-5.6	dBm/0.5MHz	INFO
Power spectral density DC corrected cond	---	30	-5.6	dBm/0.5MHz	PASS

Verdict
PASS

FCC 15.407 # Max output power and psd ~ WLAN5Gx a mode U-NII-3

References

TC start	01.06.2026 13:53:36
Ambit temp (test rack) [°C] | humidity [rel%]	22.7 | 44
System version	6.0.7.5
Standard | Version	FCC 15.407 | NI
Method	KDB789033 D02, F., E.2.e.
Description	FCC 15.407 Max Output Power & PSD - WLAN5Gx a mode U-NII-3
Information	U-NII-3_OFDM_a-mode_10Mhz_ANT1_PS10 avg

EUT Common Settings WLAN5Gx

Number of antenna ports	2
User Interaction	No
Device class U-NII-1 (FCC)	Client
Limit W52 japan	Standard
TPC supported	No
Vehicle use (ISED)	No

Equipment

Signal analyzer,Rohde&Schwarz,FSV-40,1307.9002K40/101042,3.71
Switch matrix,cetecom advanced GmbH,USM,B002,1.0.0

Test Parameter

Technology to test	WLAN5Gx a mode
EUT port	EUT1
Temperature	nom
Voltage	nom
Frequency low to test	False | Freq [MHz] 5745
Frequency mid to test	True | Freq [MHz] 5785
Frequency high to test	False | Freq [MHz] 5825
Auto control enabled power supply | Climatic Box	No | No
Additional path loss [dB]	0
Full path type	EUT_SA_GEN_SIG
Full path name	EUT1.MP.SIG1/EUT1.SA/EUT1.GEN1/EUT1.GEN2/
Switch bits	00010001:00010001:00000000:00000001

Test at TX 5785 MHz

RESULT: Reference power cond.

DESCRIPTION	LOWER LIMIT	UPPER LIMIT	MEASURED	UNIT	VERDICT
Ref. power 1MHz/1MHz cond.	---	---	4.51	dBm	INFO
Ref. frequency	---	---	5783.400	MHz	INFO

Evaluation max. duty cycle

Duty cycle evaluation

DESCRIPTION	LOWER LIMIT	UPPER LIMIT	MEASURED	UNIT	VERDICT
Duty cycle min	---	---	0	dB	DC > 98% defined

Evaluation bandwidth

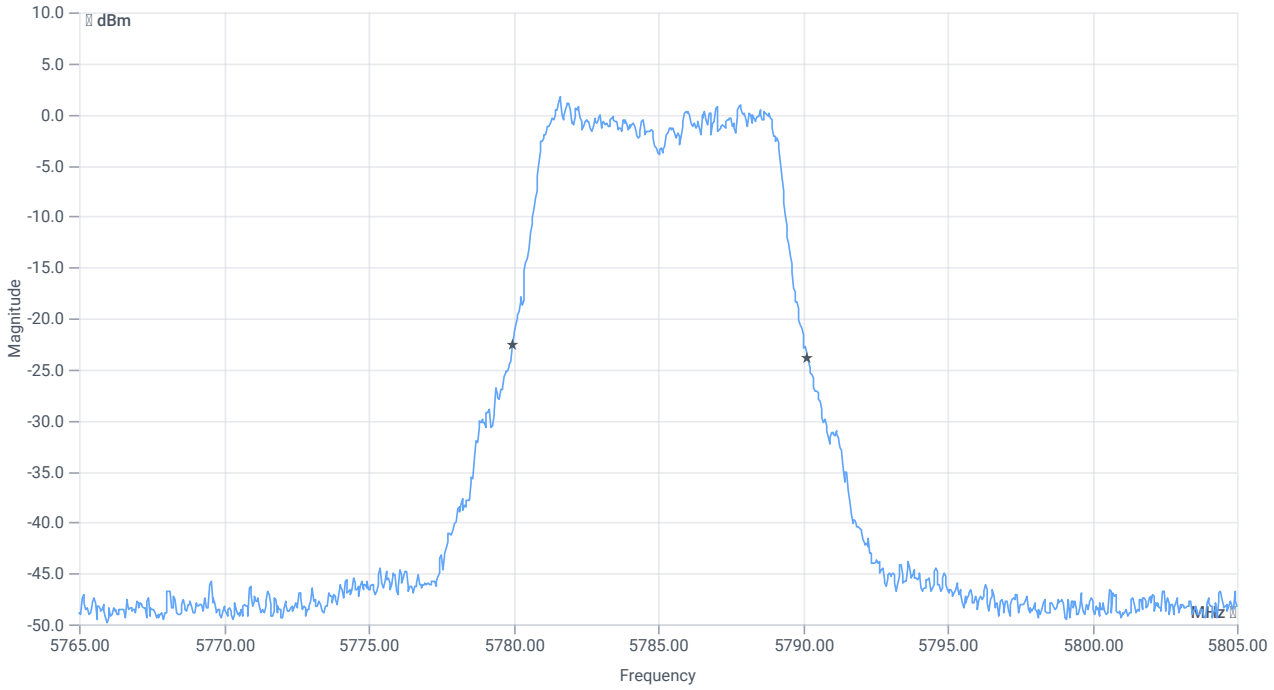

BW 26dB

RESULT

DESCRIPTION	LOWER LIMIT	UPPER LIMIT	MEASURED	UNIT	VERDICT
Bandwidth 26dB	---	---	10.2	MHz	INFO
T1 26dB	---	---	5779.9600	MHz	INFO
T2 26dB	---	---	5790.1600	MHz	INFO

Maximum Output Power

READ SA SETTINGS:

RefLevel [dBm] | RefLevelOffset [dB] | InpAtt [dB]	16.51 | 12.84 | 20
Start [MHz] | Stop [MHz]	5765.000 | 5805.000
RBW [MHz] | VBW [MHz]	1.000000 | 3.000000
Detector | TraceMode	RMS | MAXH
Sweep: time [ms] | count | points per Section | type	59600 | 1 | 161 | SWE

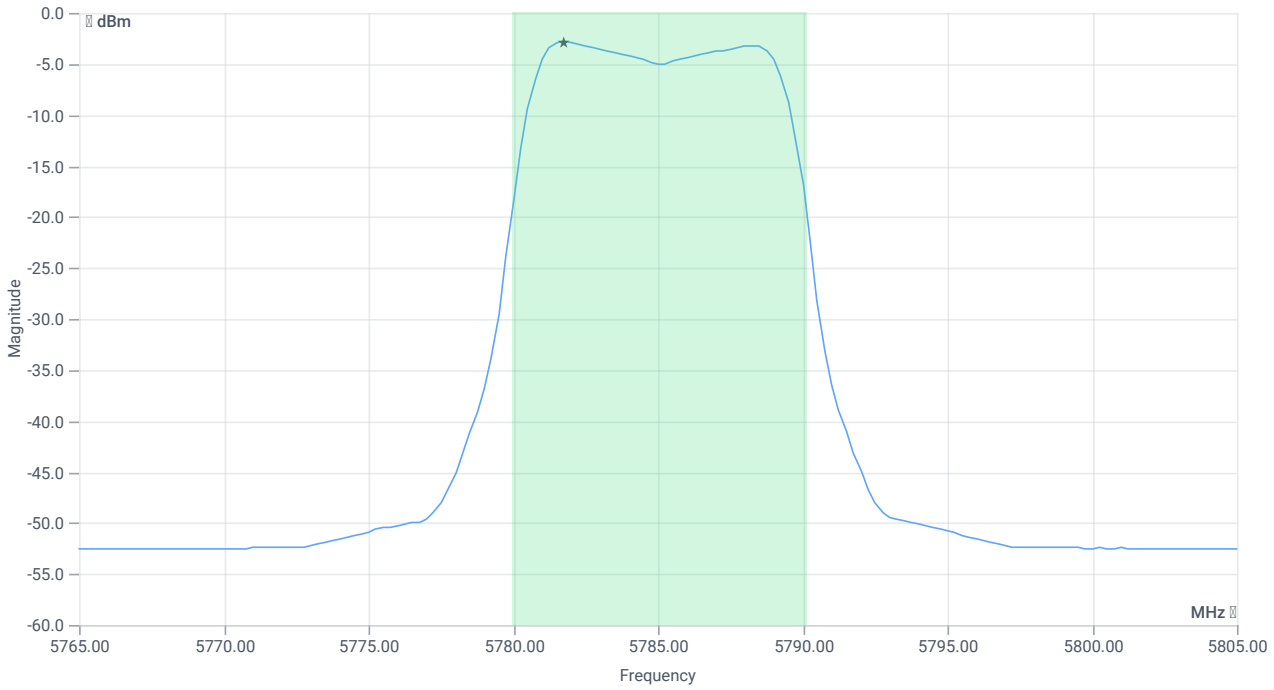

Max OP and PSD

RESULT

CONDUCTED LIMITS FOR MAX ANTENNA GAIN OF 6 D BI					
Description	Lower Limit	Upper Limit	Measured	Unit	Verdict
Max output power cond	---	---	5.29	dBm	INFO
Duty cycle correction	---	---	0	dB	INFO
LIMIT absolute:					
Max output power DC corrected cond	---	30	5.29	dBm	PASS
LIMIT: 11 dBm + 10 log 10.2					
Max output power DC corrected cond	---	21.09	5.29	dBm	na

Power Spectral Density U-NII-3

READ SA SETTINGS:

RefLevel [dBm] | RefLevelOffset [dB] | InpAtt [dB]	16.51 | 12.84 | 20

READ SA SETTINGS:

Start [MHz] | Stop [MHz]	5765.000 | 5805.000
RBW [MHz] | VBW [MHz]	0.500000 | 3.000000
Detector | TraceMode	RMS | MAXH
Sweep: time [ms] | count | points per Section | type	59600 | 1 | 161 | SWE

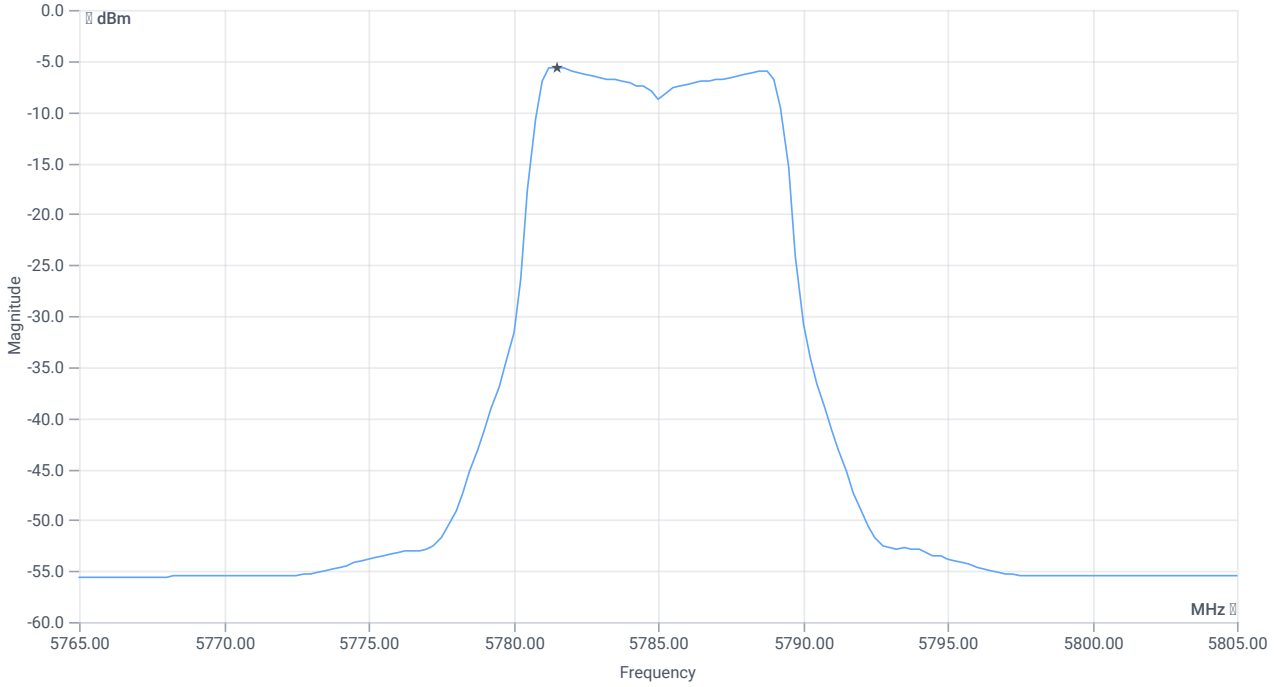

PSD UNII-3

RESULT

CONDUCTED LIMITS FOR MAX ANTENNA GAIN OF 6 D BI					
Description	Lower Limit	Upper Limit	Measured	Unit	Verdict
Power spectral density cond	---	---	-5.61	dBm/0.5MHz	INFO
Duty cycle correction	---	---	0	dB	INFO
Power spectral density DC corrected cond	---	30	-5.61	dBm/0.5MHz	PASS

Verdict
PASS

NA # Peak output power 3MHz/3MHz ~ WLAN5Gx a mode U-NII-3

References

TC start	01.06.2026 13:53:09
Ambit temp (test rack) [°C] | humidity [rel%]	22.6 | 44
System version	6.0.7.5
Standard | Version	NA | NI
Method	
Description	Peak OP 3MHz/3MHz - WLAN5Gx a mode U-NII-3
Information	U-NII-3_OFDM_a-mode_10Mhz_ANT1_PS10 avg

EUT Common Settings WLAN5Gx

Number of antenna ports	2
User Interaction	No
Device class U-NII-1 (FCC)	Client
Limit W52 japan	Standard
TPC supported	No
Vehicle use (ISED)	No

Equipment

Signal analyzer,Rohde&Schwarz,FSV-40,1307.9002K40/101042,3.71
Switch matrix,cetecom advanced GmbH,USM,B002,1.0.0

Test Parameter

Technology to test	WLAN5Gx a mode
EUT port	EUT1
Temperature	nom
Voltage	nom
Frequency low to test	False | Freq [MHz] 5745
Frequency mid to test	True | Freq [MHz] 5785
Frequency high to test	False | Freq [MHz] 5825
Auto control enabled power supply | Climatic Box	No | No
Additional path loss [dB]	0
Full path type	EUT_SA_GEN_SIG
Full path name	EUT1.MP.SIG1/EUT1.SA/EUT1.GEN1/EUT1.GEN2/
Switch bits	00010001:00010001:00000000:00000001

Test at TX 5785 MHz

RESULT: Reference power cond.

DESCRIPTION	LOWER LIMIT	UPPER LIMIT	MEASURED	UNIT	VERDICT
Ref. power 1MHz/1MHz cond.	---	---	5.48	dBm	INFO
Ref. frequency	---	---	5788.400	MHz	INFO

READ SA SETTINGS:

RefLevel [dBm] | RefLevelOffset [dB] | InpAtt [dB]	17.48 | 12.84 | 20
Start [MHz] | Stop [MHz]	5760.000 | 5810.000
RBW [MHz] | VBW [MHz]	3.000000 | 3.000000
Detector | TraceMode	POS | MAXH
Sweep: time [ms] | count | points per Section | type	300 | 20 | 1001 | SWE

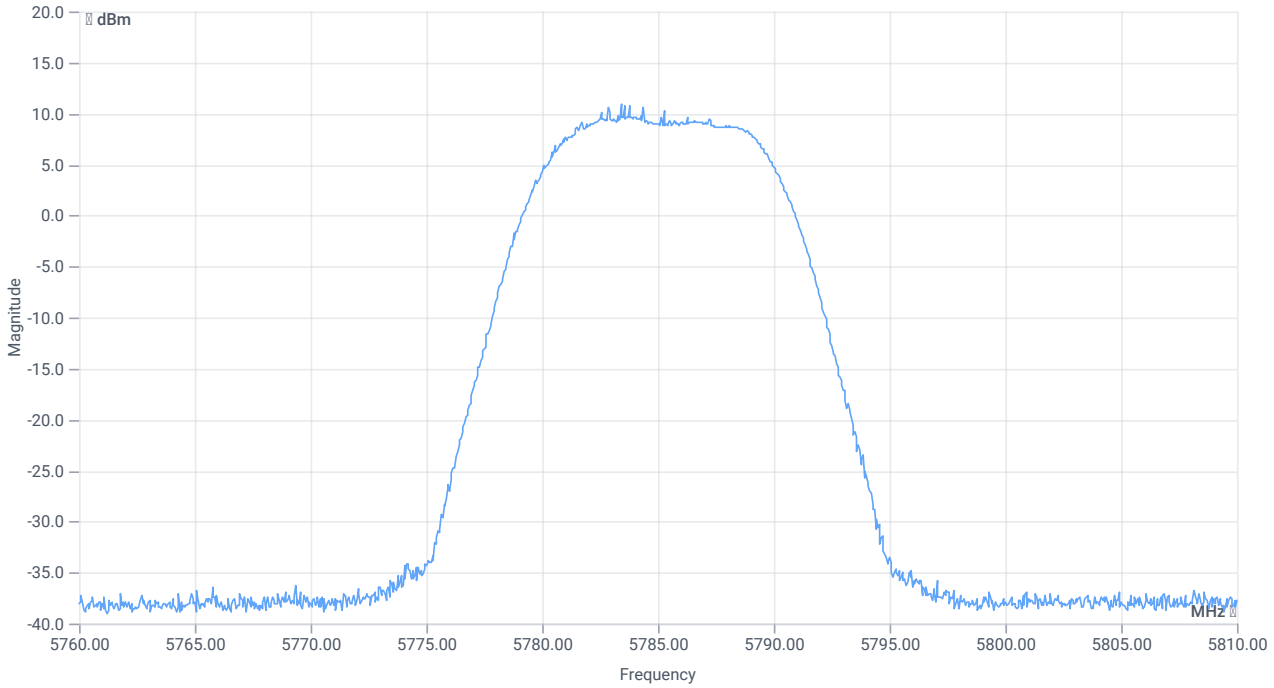

Peak output power

RESULT

DESCRIPTION	LOWER LIMIT	UPPER LIMIT	MEASURED	UNIT	VERDICT
Peak Power	---	---	10.89	dBm	INFO
Peak Power	---	---	12.274392	mW	INFO
Frequency at Peak	---	---	5783.402	MHz	INFO

Verdict
PASS

NA # Message with SA scan ~

References

TC start	01.06.2026 13:49:08
Ambit temp (test rack) [°C] | humidity [rel%]	22.6 | 44
System version	6.0.7.5
Standard | Version	NA | NI
Method	
Description	Message with SA Scan a_mode_U_NII_3
Information	U-NII-3_OFDM_a-mode_10Mhz_ANT1_PS10 avg

Equipment

Signal analyzer,Rohde&Schwarz,FSV-40,1307.9002K40/101042,3.71
Switch matrix,cetecom advanced GmbH,USM,B002,1.0.0

Test Parameter

Full path type	EUT_SA_GEN_SIG
Full path name	EUT1.MP.SIG1/EUT1.SA/EUT1.GEN1/EUT1.GEN2/
Switch bits	00010001:00010001:00000000:00000001
Message start	01.06.2026 13:49:10
Message	set WLAN5Gx to a_mode_U_NII_3, Frequency [MHz] 5785 , Information: U-NII-3_OFDM_a-mode_10Mhz_ANT1_PS10 avg

Verdict
INFO

FCC 15.407, ISED RSS247 # Emission mask (eirp) ~ WLAN5Gx a mode U-NII-3

References

TC start	01.06.2026 13:48:28
Ambit temp (test rack) [°C] | humidity [rel%]	22.7 | 44
System version	6.0.7.5
Standard | Version	FCC 15.407, ISED RSS247 | NI
Method	NI
Description	FCC 15.407 Emission mask - WLAN5Gx a mode U-NII-3
Information	U-NII-3_OFDM_a-mode_10Mhz_ANT1_PS10 avg

EUT Common Settings WLAN5Gx

Number of antenna ports	2
User Interaction	No
Device class U-NII-1 (FCC)	Client
Limit W52 japan	Standard
TPC supported	No
Vehicle use (ISED)	No

Equipment

Signal analyzer,Rohde&Schwarz,FSV-40,1307.9002K40/101042,3.71
Switch matrix,cetecom advanced GmbH,USM,B002,1.0.0

Test Parameter

Technology to test	WLAN5Gx a mode
EUT port	EUT1
Temperature	nom
Voltage	nom
Frequency low to test	True | Freq [MHz] 5745
Frequency mid to test	False | Freq [MHz] 5785
Frequency high to test	False | Freq [MHz] 5825
Auto control enabled power supply | Climatic Box	No | No
Additional path loss [dB]	0
Full path type	EUT_SA_GEN_SIG
Full path name	EUT1.MP.SIG1/EUT1.SA/EUT1.GEN1/EUT1.GEN2/
Switch bits	00010001:00010001:00000000:00000001

Test at TX 5745 MHz

Number of antenna ports: 2

reduction of limit due to number of antenna ports [dB]: 3

RESULT: Reference power cond.

DESCRIPTION	LOWER LIMIT	UPPER LIMIT	MEASURED	UNIT	VERDICT
Ref. power 1MHz/1MHz cond.	---	---	6.62	dBm	INFO
Ref. frequency	---	---	5743.200	MHz	INFO

Antenna gain

Considered antenna gain [dBi]:	6.06 / max found in range 5625 to 5950 MHz

READ SA SETTINGS:

RefLevel [dBm] | RefLevelOffset [dB] | InpAtt [dB]	9.62 | 12.81 | 15
Start [MHz] | Stop [MHz]	5625.000 | 5950.000
RBW [MHz] | VBW [MHz]	1.000000 | 3.000000
Detector | TraceMode	POS | MAXH
Sweep: time [ms] | count | points per Section | type	1 | 2500 | 1001 | SWE

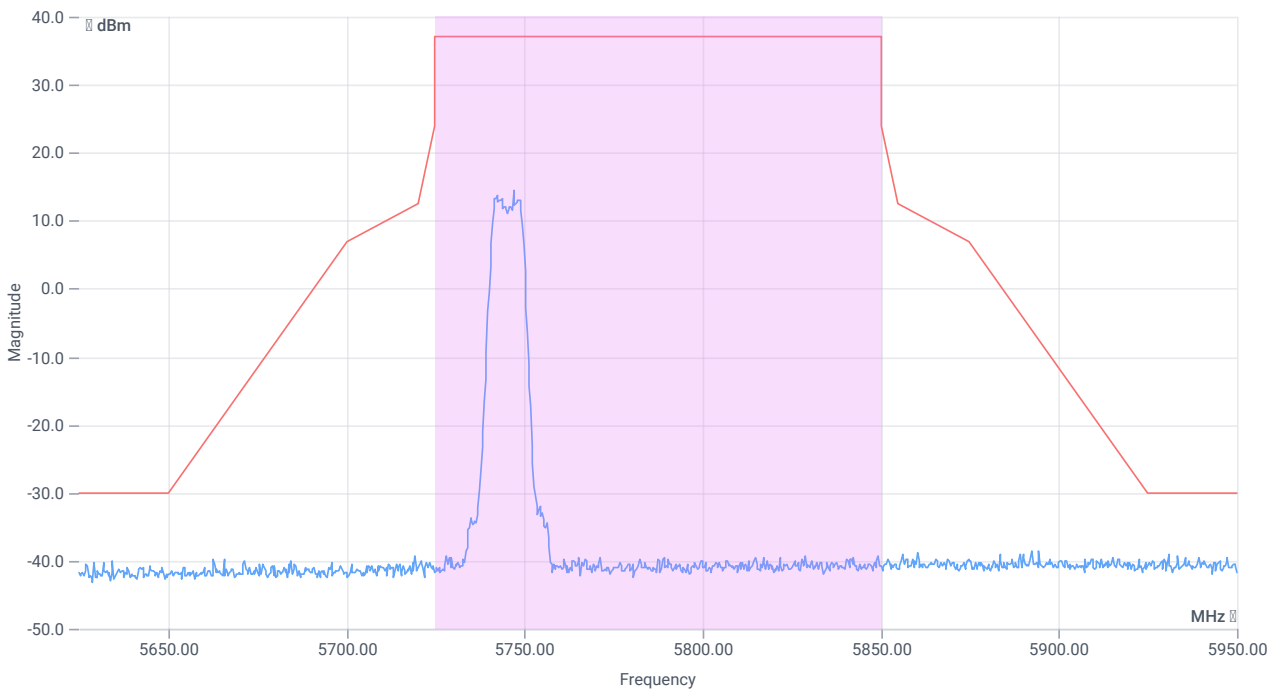

Emission Mask (e.i.r.p)

RESULT

DESCRIPTION	LOWER LIMIT	UPPER LIMIT	MEASURED	UNIT	VERDICT

Verdict
PASS

FCC 15.407, ISED RSS247 # Minimum emission bandwidth ~ WLAN5Gx a mode U-NII-3

References

TC start	01.06.2026 13:47:45
Ambit temp (test rack) [°C] | humidity [rel%]	22.6 | 44
System version	6.0.7.5
Standard | Version	FCC 15.407, ISED RSS247 | NI
Method	KDB789033 D02, C.2.
Description	FCC 15.407 Min Emission Bandwidth - WLAN5Gx a mode U-NII-3
Information	U-NII-3_OFDM_a-mode_10Mhz_ANT1_PS10 avg

EUT Common Settings WLAN5Gx

Number of antenna ports	2
User Interaction	No
Device class U-NII-1 (FCC)	Client
Limit W52 japan	Standard
TPC supported	No
Vehicle use (ISED)	No

Equipment

Signal analyzer,Rohde&Schwarz,FSV-40,1307.9002K40/101042,3.71
Switch matrix,cetecom advanced GmbH,USM,B002,1.0.0

Test Parameter

Technology to test	WLAN5Gx a mode
EUT port	EUT1
Temperature	nom
Voltage	nom
Frequency low to test	True | Freq [MHz] 5745
Frequency mid to test	False | Freq [MHz] 5785
Frequency high to test	False | Freq [MHz] 5825
Auto control enabled power supply | Climatic Box	No | No
Additional path loss [dB]	0
Full path type	EUT_SA_GEN_SIG
Full path name	EUT1.MP.SIG1/EUT1.SA/EUT1.GEN1/EUT1.GEN2/
Switch bits	00010001:00010001:00000000:00000001

Test at TX 5745 MHz

RESULT: Reference power cond.

DESCRIPTION	LOWER LIMIT	UPPER LIMIT	MEASURED	UNIT	VERDICT
Ref. power 1MHz/1MHz cond.	---	---	6.39	dBm	INFO
Ref. frequency	---	---	5744.200	MHz	INFO

READ SA SETTINGS:

RefLevel [dBm] | RefLevelOffset [dB] | InpAtt [dB]	18.39 | 12.81 | 25
Start [MHz] | Stop [MHz]	5720.000 | 5770.000
RBW [MHz] | VBW [MHz]	0.100000 | 0.300000
Detector | TraceMode	POS | MAXH
Sweep: time [ms] | count | points per Section | type	2 | 1500 | 1001 | SWE

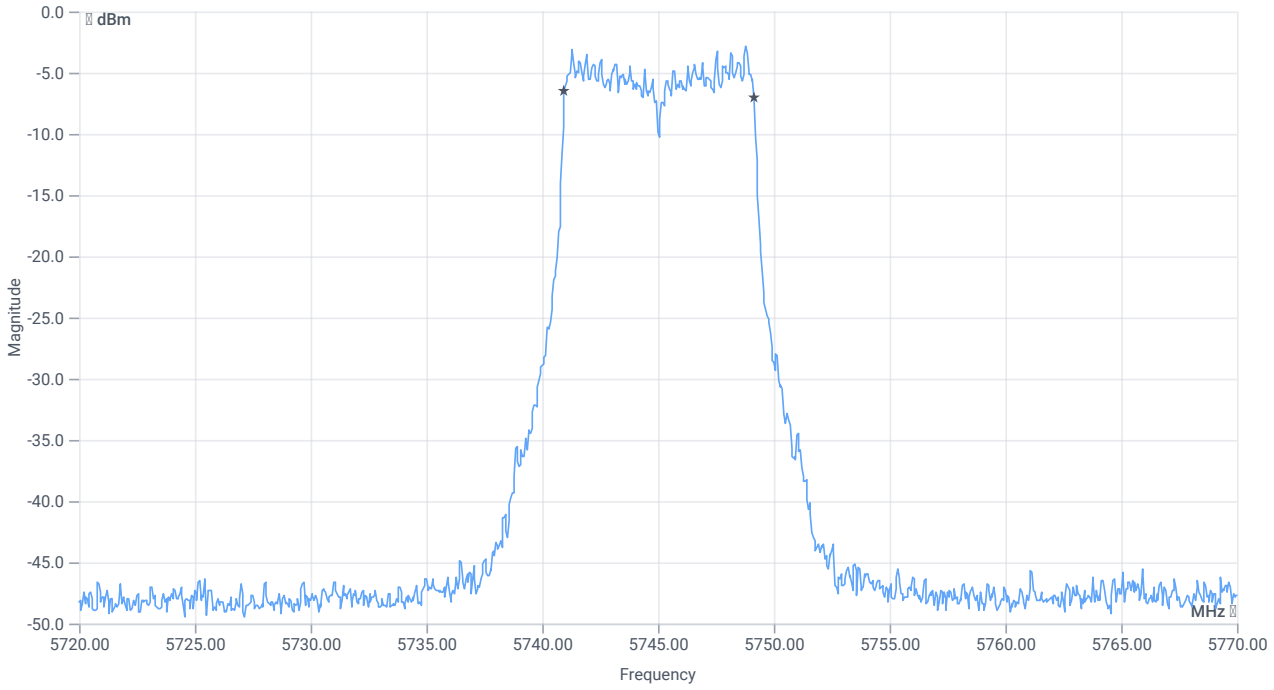

BW 6dB

RESULT

DESCRIPTION	LOWER LIMIT	UPPER LIMIT	MEASURED	UNIT	VERDICT
Bandwidth (6dB)	0.500	---	8.2	MHz	PASS

Verdict
PASS

FCC 15.407, ISED RSS247 # Bandwidths 99PCT and 26dB (UNII-3 20dB) ~ WLAN5Gx a mode U-NII-3

References

TC start	01.06.2026 13:47:13
Ambit temp (test rack) [°C] | humidity [rel%]	22.6 | 44
System version	6.0.7.5
Standard | Version	FCC 15.407, ISED RSS247 | NI
Method	26dB Bandwidth KDB789033 D02, C.1 / ISED RSS-GEN
Description	FCC 15.407 Bandwidths - WLAN5Gx a mode U-NII-3
Information	U-NII-3_OFDM_a-mode_10Mhz_ANT1_PS10 avg

EUT Common Settings WLAN5Gx

Number of antenna ports	2
User Interaction	No
Device class U-NII-1 (FCC)	Client
Limit W52 japan	Standard
TPC supported	No
Vehicle use (ISED)	No

Equipment

Signal analyzer,Rohde&Schwarz,FSV-40,1307.9002K40/101042,3.71
Switch matrix,cetecom advanced GmbH,USM,B002,1.0.0

Test Parameter

Technology to test	WLAN5Gx a mode
EUT port	EUT1
Temperature	nom
Voltage	nom
Frequency low to test	True | Freq [MHz] 5745
Frequency mid to test	False | Freq [MHz] 5785
Frequency high to test	False | Freq [MHz] 5825
Auto control enabled power supply | Climatic Box	No | No
Additional path loss [dB]	0
Full path type	EUT_SA_GEN_SIG
Full path name	EUT1.MP.SIG1/EUT1.SA/EUT1.GEN1/EUT1.GEN2/
Switch bits	00010001:00010001:00000000:00000001

Test at TX 5745 MHz

RESULT: Reference power cond.

DESCRIPTION	LOWER LIMIT	UPPER LIMIT	MEASURED	UNIT	VERDICT
Ref. power 1MHz/1MHz cond.	---	---	6.86	dBm	INFO
Ref. frequency	---	---	5743.200	MHz	INFO

READ SA SETTINGS:

RefLevel [dBm] | RefLevelOffset [dB] | InpAtt [dB]	14.86 | 12.81 | 20
Start [MHz] | Stop [MHz]	5720.000 | 5770.000
RBW [MHz] | VBW [MHz]	0.300000 | 1.000000
Detector | TraceMode	POS | MAXH
Sweep: time [ms] | count | points per Section | type	1 | 2500 | 1001 | SWE

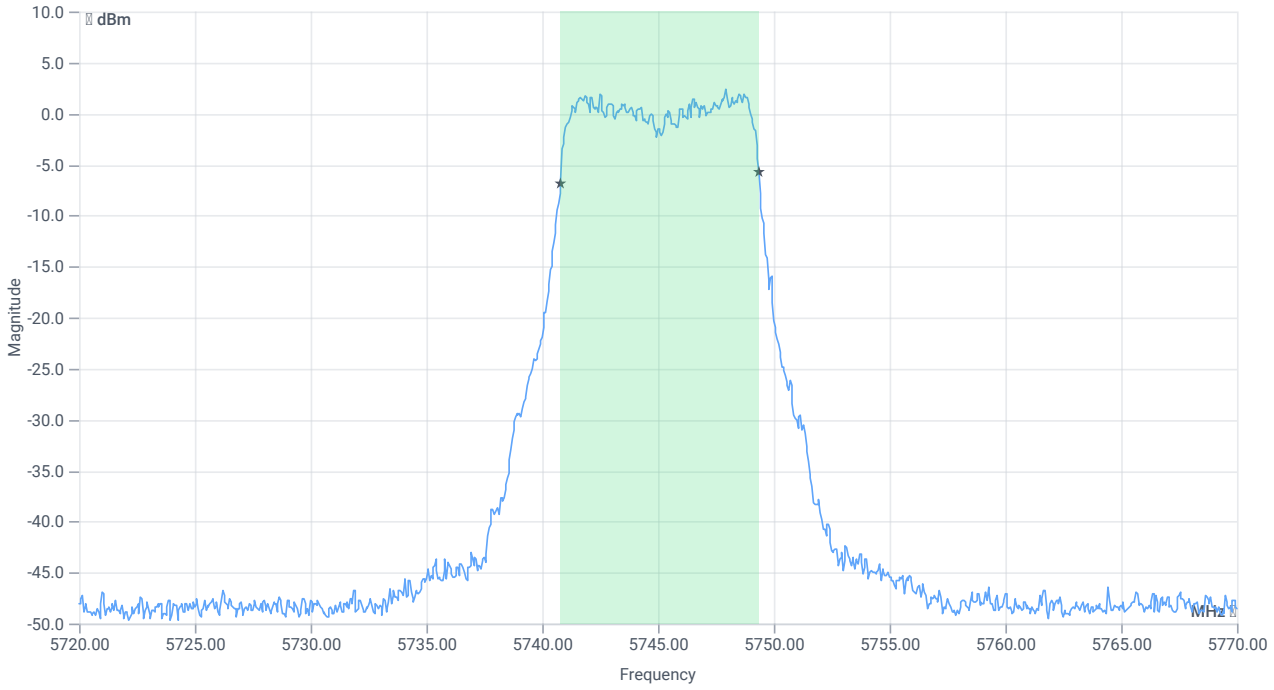

BW 99PCT

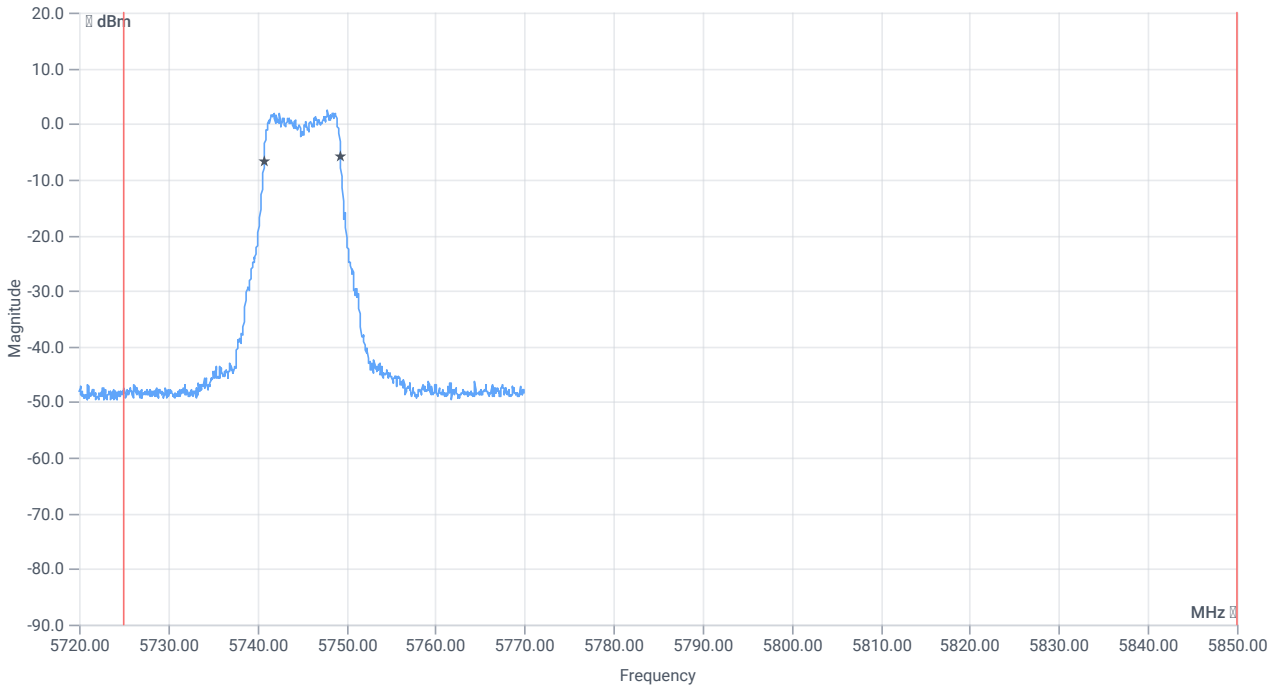

BW within band 99PCT

RESULT

DESCRIPTION	LOWER LIMIT	UPPER LIMIT	MEASURED	UNIT	VERDICT
Bandwidth 99%	---	---	8.541	MHz	INFO
T1 99%	5725.000000	---	5740.8042	MHz	PASS
T2 99%	---	5850.000000	5749.3457	MHz	PASS since U-NII-4 is supported

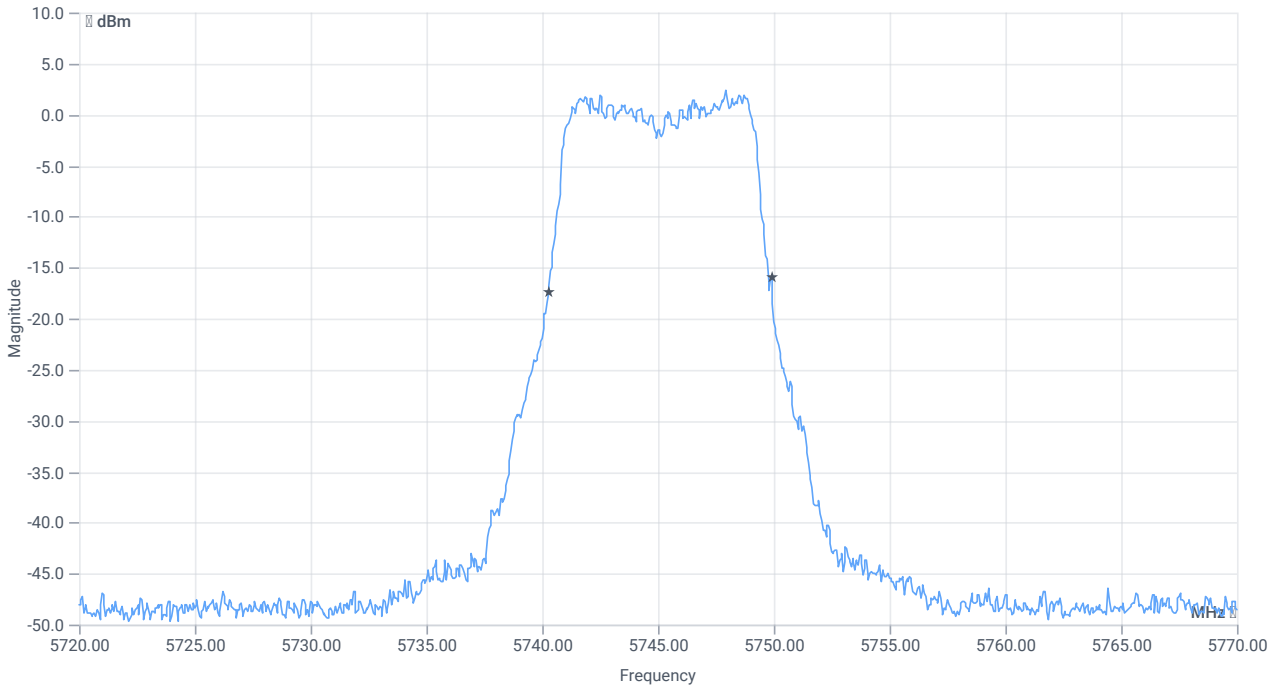

BW 20dB

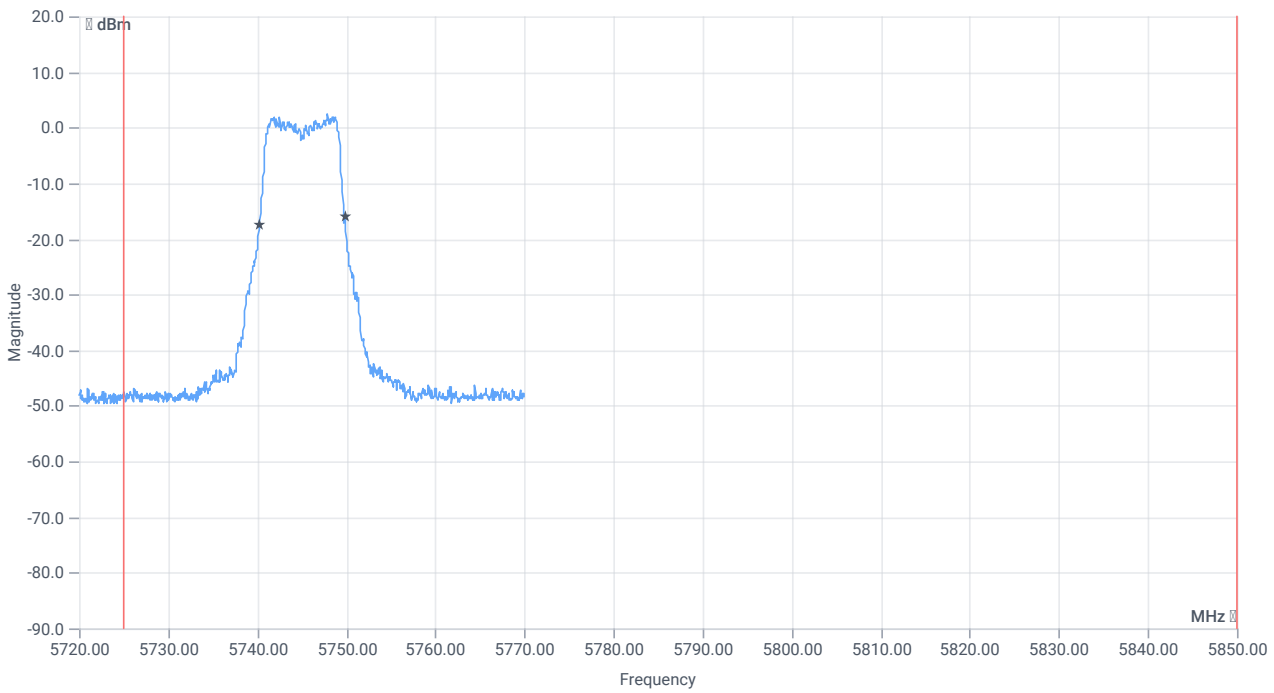

BW within band 20dB

RESULT

DESCRIPTION	LOWER LIMIT	UPPER LIMIT	MEASURED	UNIT	VERDICT
Bandwidth 20dB	---	---	9.65	MHz	INFO
T1 20dB	5725.000000	---	5740.2500	MHz	PASS

RESULT

DESCRIPTION	LOWER LIMIT	UPPER LIMIT	MEASURED	UNIT	VERDICT
T2 20dB	---	5850.000000	5749.9000	MHz	PASS since U-NII-4 is supported

Verdict
PASS

ISED RSS247 # Max output power and psd ~ WLAN5Gx a mode U-NII-3

References

TC start	01.06.2026 13:44:37
Ambit temp (test rack) [°C] | humidity [rel%]	22.6 | 44
System version	6.0.7.5
Standard | Version	ISED RSS247 | NI
Method	
Description	ISED Max Output Power & PSD - WLAN5Gx a mode U-NII-3
Information	U-NII-3_OFDM_a-mode_10Mhz_ANT1_PS10 avg

EUT Common Settings WLAN5Gx

Number of antenna ports	2
User Interaction	No
Device class U-NII-1 (FCC)	Client
Limit W52 japan	Standard
TPC supported	No
Vehicle use (ISED)	No

Equipment

Signal analyzer,Rohde&Schwarz,FSV-40,1307.9002K40/101042,3.71
Switch matrix,cetecom advanced GmbH,USM,B002,1.0.0

Test Parameter

Technology to test	WLAN5Gx a mode
EUT port	EUT1
Temperature	nom
Voltage	nom
Frequency low to test	True | Freq [MHz] 5745
Frequency mid to test	False | Freq [MHz] 5785
Frequency high to test	False | Freq [MHz] 5825
Auto control enabled power supply | Climatic Box	No | No
Additional path loss [dB]	0
Full path type	EUT_SA_GEN_SIG
Full path name	EUT1.MP.SIG1/EUT1.SA/EUT1.GEN1/EUT1.GEN2/
Switch bits	00010001:00010001:00000000:00000001

Test at TX 5745 MHz

RESULT: Reference power cond.

DESCRIPTION	LOWER LIMIT	UPPER LIMIT	MEASURED	UNIT	VERDICT
Ref. power 1MHz/1MHz cond.	---	---	6.18	dBm	INFO
Ref. frequency	---	---	5741.600	MHz	INFO

Evaluation max. duty cycle

Duty cycle evaluation

DESCRIPTION	LOWER LIMIT	UPPER LIMIT	MEASURED	UNIT	VERDICT
Duty cycle min	---	---	0	dB	DC > 98% defined

Evaluation bandwidth

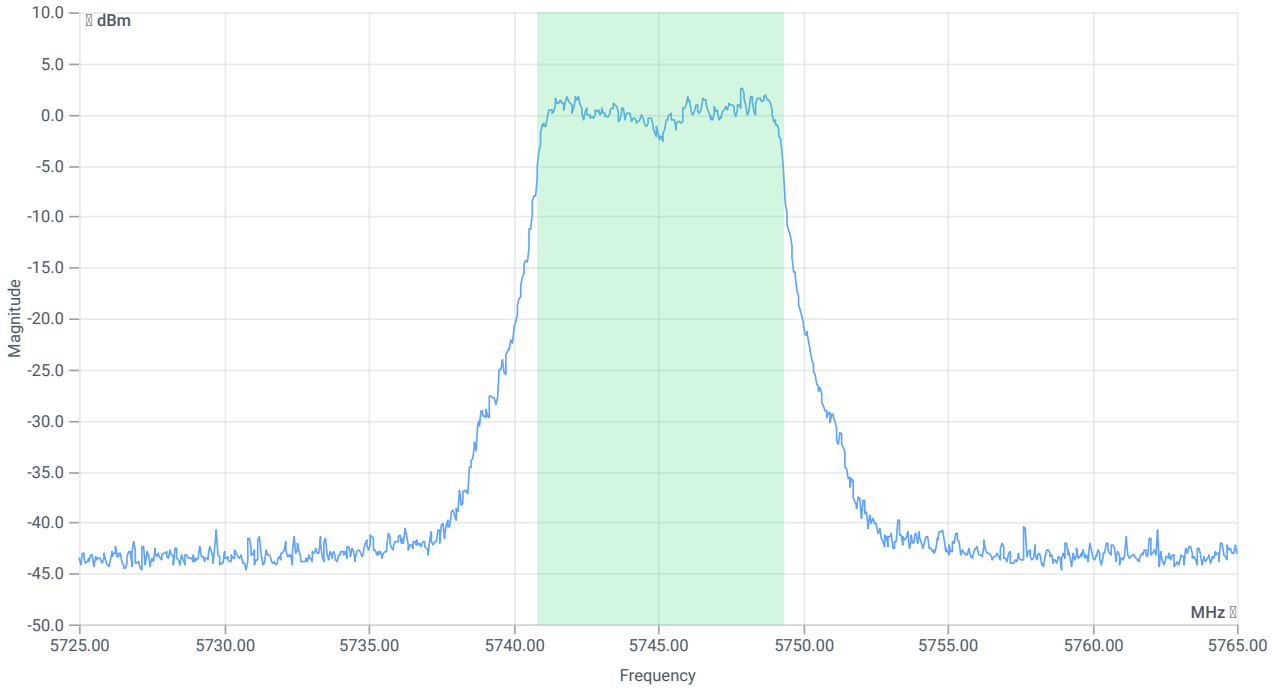

BW 99PCT

RESULT

DESCRIPTION	LOWER LIMIT	UPPER LIMIT	MEASURED	UNIT	VERDICT
Bandwidth 99%	---	---	8.511	MHz	INFO
T1 99%	---	---	5740.8042	MHz	INFO
T2 99%	---	---	5749.3157	MHz	INFO

Maximum Output Power

Antenna gain

Considered antenna gain [dBi]:	5.8 @ 5745 MHz

READ SA SETTINGS:

RefLevel [dBm] | RefLevelOffset [dB] | InpAtt [dB]	18.18 | 12.81 | 20
Start [MHz] | Stop [MHz]	5725.000 | 5765.000
RBW [MHz] | VBW [MHz]	1.000000 | 3.000000
Detector | TraceMode	RMS | MAXH
Sweep: time [ms] | count | points per Section | type	59600 | 1 | 161 | SWE

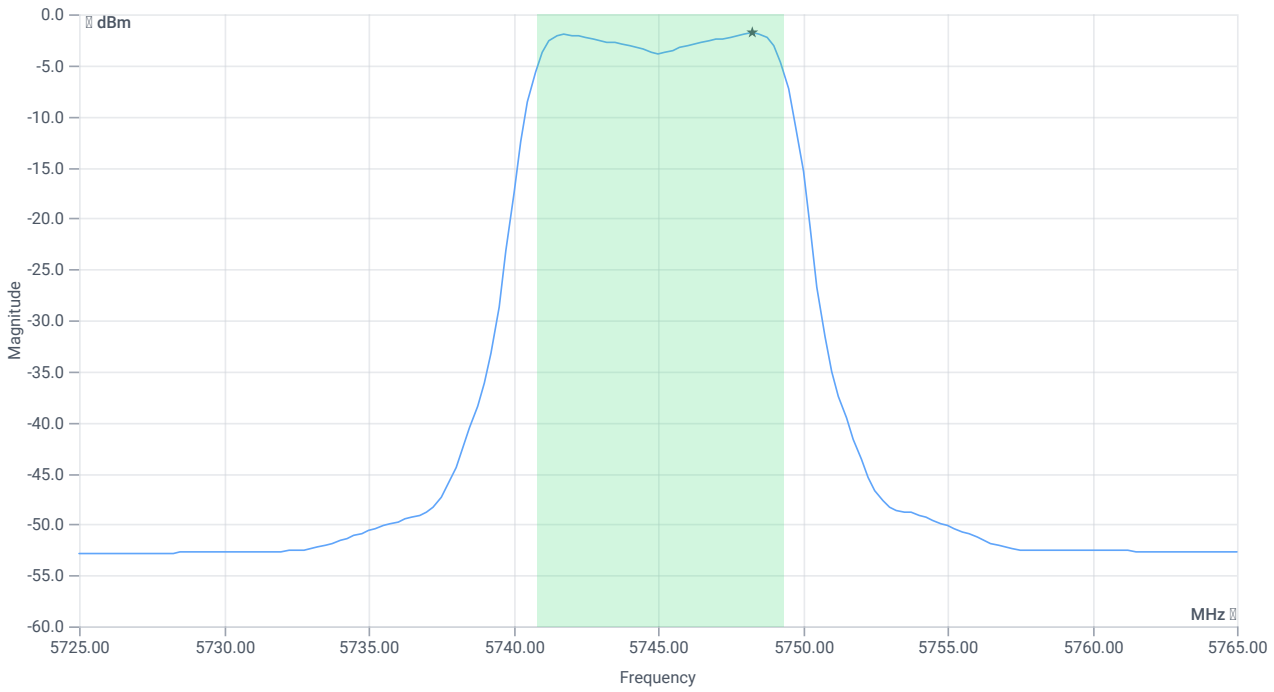

Max OP and PSD (without antenna gain)

RESULT

DESCRIPTION	LOWER LIMIT	UPPER LIMIT	MEASURED	UNIT	VERDICT
Max output power cond	---	---	6.28	dBm	INFO
Duty cycle correction	---	---	0	dB	INFO
LIMIT absolute cond					
Max output power DC corrected cond	---	30	6.28	dBm	PASS
Antenna gain applied			5.8	dBi	INFO
LIMIT absolute eirp (RSS-247 §6.2.4)					
Max output power DC corrected eirp	---	36	12.08	dBm	PASS

READ SA SETTINGS:

RefLevel [dBm] | RefLevelOffset [dB] | InpAtt [dB]	18.18 | 12.81 | 25
Start [MHz] | Stop [MHz]	5725.000 | 5765.000
RBW [MHz] | VBW [MHz]	0.500000 | 3.000000
Detector | TraceMode	RMS | MAXH
Sweep: time [ms] | count | points per Section | type	59600 | 1 | 161 | SWE

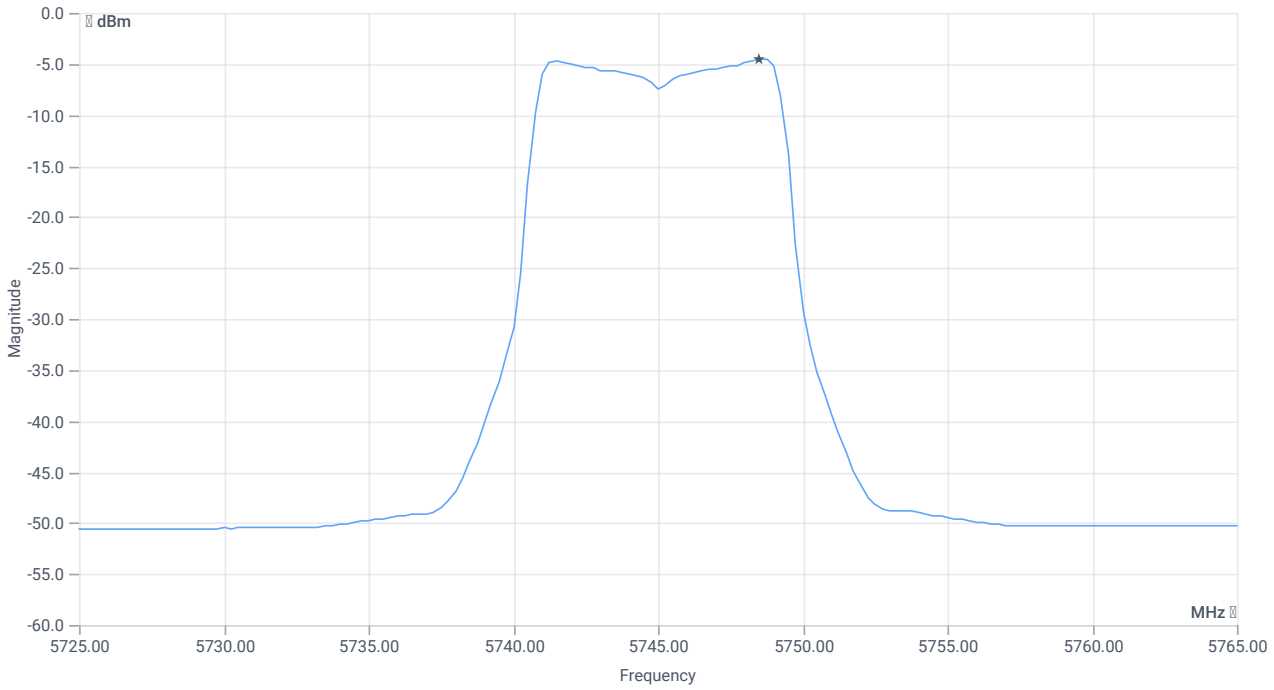

PSD UNII-3

RESULT

DESCRIPTION	LOWER LIMIT	UPPER LIMIT	MEASURED	UNIT	VERDICT
Power spectral density cond	---		-4.55	dBm/0.5MHz	INFO
Power spectral density DC corrected cond	---	30	-4.55	dBm/0.5MHz	PASS

Verdict
PASS

FCC 15.407 # Max output power and psd ~ WLAN5Gx a mode U-NII-3

References

TC start	01.06.2026 13:42:01
Ambit temp (test rack) [°C] | humidity [rel%]	22.7 | 44
System version	6.0.7.5
Standard | Version	FCC 15.407 | NI
Method	KDB789033 D02, F., E.2.e.
Description	FCC 15.407 Max Output Power & PSD - WLAN5Gx a mode U-NII-3
Information	U-NII-3_OFDM_a-mode_10Mhz_ANT1_PS10 avg

EUT Common Settings WLAN5Gx

Number of antenna ports	2
User Interaction	No
Device class U-NII-1 (FCC)	Client
Limit W52 japan	Standard
TPC supported	No
Vehicle use (ISED)	No

Equipment

Signal analyzer,Rohde&Schwarz,FSV-40,1307.9002K40/101042,3.71
Switch matrix,cetecom advanced GmbH,USM,B002,1.0.0

Test Parameter

Technology to test	WLAN5Gx a mode
EUT port	EUT1
Temperature	nom
Voltage	nom
Frequency low to test	True | Freq [MHz] 5745
Frequency mid to test	False | Freq [MHz] 5785
Frequency high to test	False | Freq [MHz] 5825
Auto control enabled power supply | Climatic Box	No | No
Additional path loss [dB]	0
Full path type	EUT_SA_GEN_SIG
Full path name	EUT1.MP.SIG1/EUT1.SA/EUT1.GEN1/EUT1.GEN2/
Switch bits	00010001:00010001:00000000:00000001

Test at TX 5745 MHz

RESULT: Reference power cond.

DESCRIPTION	LOWER LIMIT	UPPER LIMIT	MEASURED	UNIT	VERDICT
Ref. power 1MHz/1MHz cond.	---	---	6.69	dBm	INFO
Ref. frequency	---	---	5747.800	MHz	INFO

Evaluation max. duty cycle

Duty cycle evaluation

DESCRIPTION	LOWER LIMIT	UPPER LIMIT	MEASURED	UNIT	VERDICT
Duty cycle min	---	---	0	dB	DC > 98% defined

Evaluation bandwidth

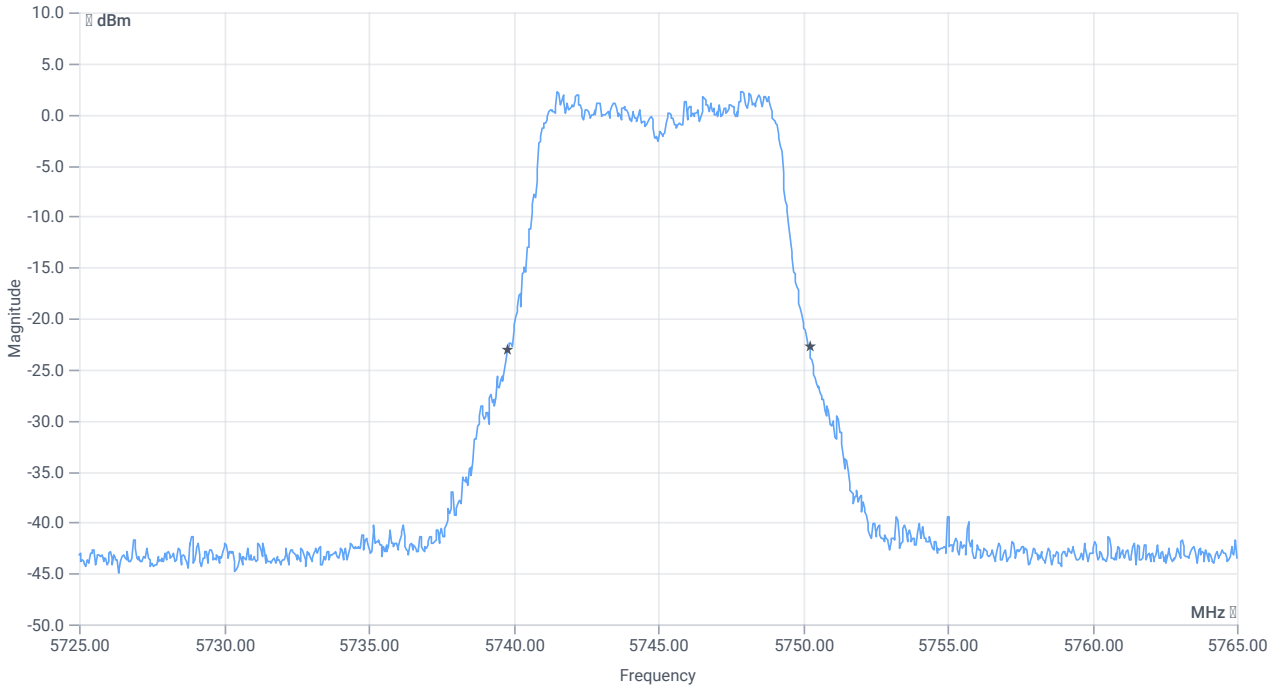

BW 26dB

RESULT

DESCRIPTION	LOWER LIMIT	UPPER LIMIT	MEASURED	UNIT	VERDICT
Bandwidth 26dB	---	---	10.44	MHz	INFO
T1 26dB	---	---	5739.8000	MHz	INFO
T2 26dB	---	---	5750.2400	MHz	INFO

Maximum Output Power

READ SA SETTINGS:

RefLevel [dBm] | RefLevelOffset [dB] | InpAtt [dB]	18.69 | 12.81 | 20
Start [MHz] | Stop [MHz]	5725.000 | 5765.000
RBW [MHz] | VBW [MHz]	1.000000 | 3.000000
Detector | TraceMode	RMS | MAXH
Sweep: time [ms] | count | points per Section | type	59600 | 1 | 161 | SWE

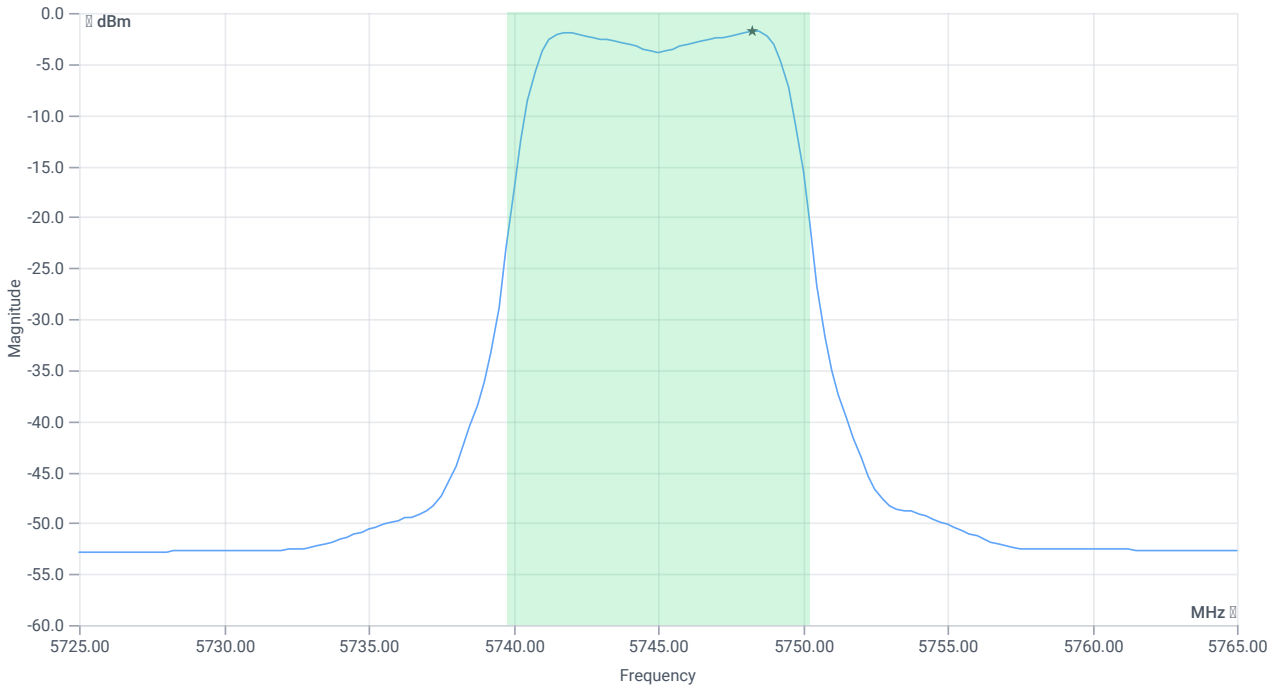

Max OP and PSD

RESULT

CONDUCTED LIMITS FOR MAX ANTENNA GAIN OF 6 D BI					
Description	Lower Limit	Upper Limit	Measured	Unit	Verdict
Max output power cond	---	---	6.46	dBm	INFO
Duty cycle correction	---	---	0	dB	INFO
LIMIT absolute:					
Max output power DC corrected cond	---	30	6.46	dBm	PASS
LIMIT: 11 dBm + 10 log 10.44					
Max output power DC corrected cond	---	21.19	6.46	dBm	na

Power Spectral Density U-NII-3

READ SA SETTINGS:

RefLevel [dBm] | RefLevelOffset [dB] | InpAtt [dB]	18.69 | 12.81 | 25

READ SA SETTINGS:

Start [MHz] | Stop [MHz]	5725.000 | 5765.000
RBW [MHz] | VBW [MHz]	0.500000 | 3.000000
Detector | TraceMode	RMS | MAXH
Sweep: time [ms] | count | points per Section | type	59600 | 1 | 161 | SWE

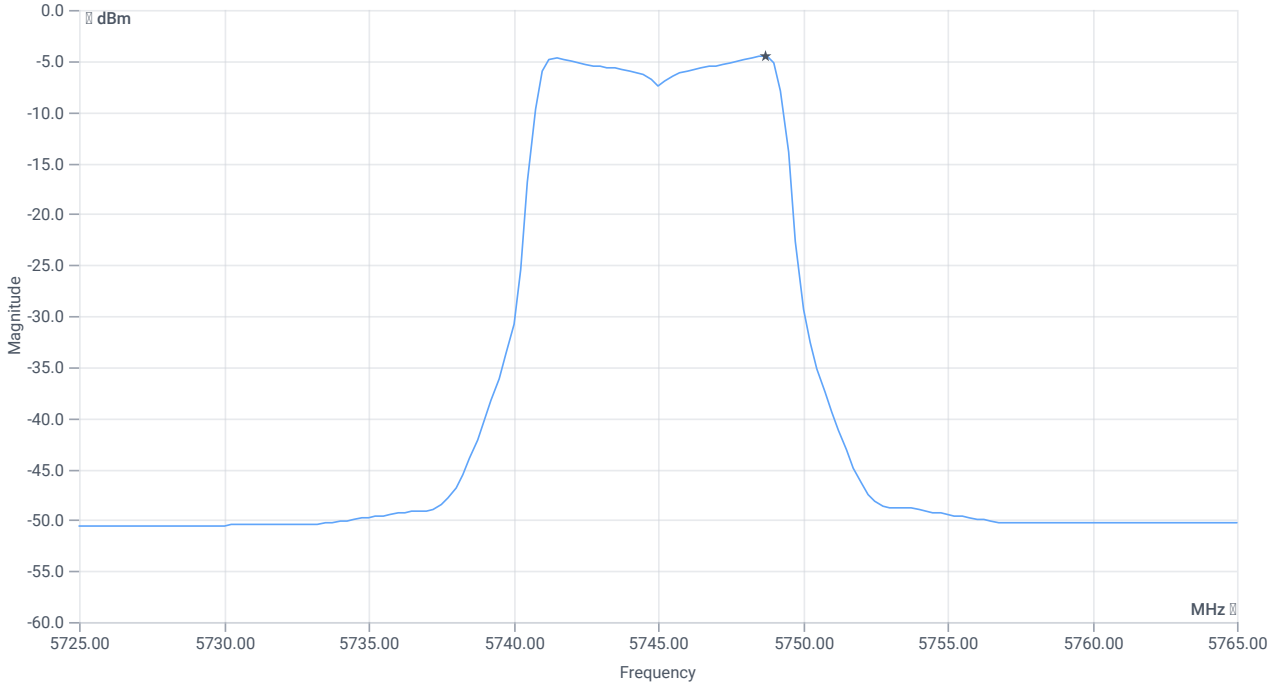

PSD UNII-3

RESULT

CONDUCTED LIMITS FOR MAX ANTENNA GAIN OF 6 D BI					
Description	Lower Limit	Upper Limit	Measured	Unit	Verdict
Power spectral density cond	---	---	-4.54	dBm/0.5MHz	INFO
Duty cycle correction	---	---	0	dB	INFO
Power spectral density DC corrected cond	---	30	-4.54	dBm/0.5MHz	PASS

Verdict
PASS

NA # Peak output power 3MHz/3MHz ~ WLAN5Gx a mode U-NII-3

References

TC start	01.06.2026 13:41:34
Ambit temp (test rack) [°C] | humidity [rel%]	22.7 | 44
System version	6.0.7.5
Standard | Version	NA | NI
Method	
Description	Peak OP 3MHz/3MHz - WLAN5Gx a mode U-NII-3
Information	U-NII-3_OFDM_a-mode_10Mhz_ANT1_PS10 avg

EUT Common Settings WLAN5Gx

Number of antenna ports	2
User Interaction	No
Device class U-NII-1 (FCC)	Client
Limit W52 japan	Standard
TPC supported	No
Vehicle use (ISED)	No

Equipment

Signal analyzer,Rohde&Schwarz,FSV-40,1307.9002K40/101042,3.71
Switch matrix,cetecom advanced GmbH,USM,B002,1.0.0

Test Parameter

Technology to test	WLAN5Gx a mode
EUT port	EUT1
Temperature	nom
Voltage	nom
Frequency low to test	True | Freq [MHz] 5745
Frequency mid to test	False | Freq [MHz] 5785
Frequency high to test	False | Freq [MHz] 5825
Auto control enabled power supply | Climatic Box	No | No
Additional path loss [dB]	0
Full path type	EUT_SA_GEN_SIG
Full path name	EUT1.MP.SIG1/EUT1.SA/EUT1.GEN1/EUT1.GEN2/
Switch bits	00010001:00010001:00000000:00000001

Test at TX 5745 MHz

RESULT: Reference power cond.

DESCRIPTION	LOWER LIMIT	UPPER LIMIT	MEASURED	UNIT	VERDICT
Ref. power 1MHz/1MHz cond.	---	---	6.08	dBm	INFO
Ref. frequency	---	---	5743.400	MHz	INFO

READ SA SETTINGS:

RefLevel [dBm] | RefLevelOffset [dB] | InpAtt [dB]	18.08 | 12.81 | 25
Start [MHz] | Stop [MHz]	5720.000 | 5770.000
RBW [MHz] | VBW [MHz]	3.000000 | 3.000000
Detector | TraceMode	POS | MAXH
Sweep: time [ms] | count | points per Section | type	300 | 20 | 1001 | SWE

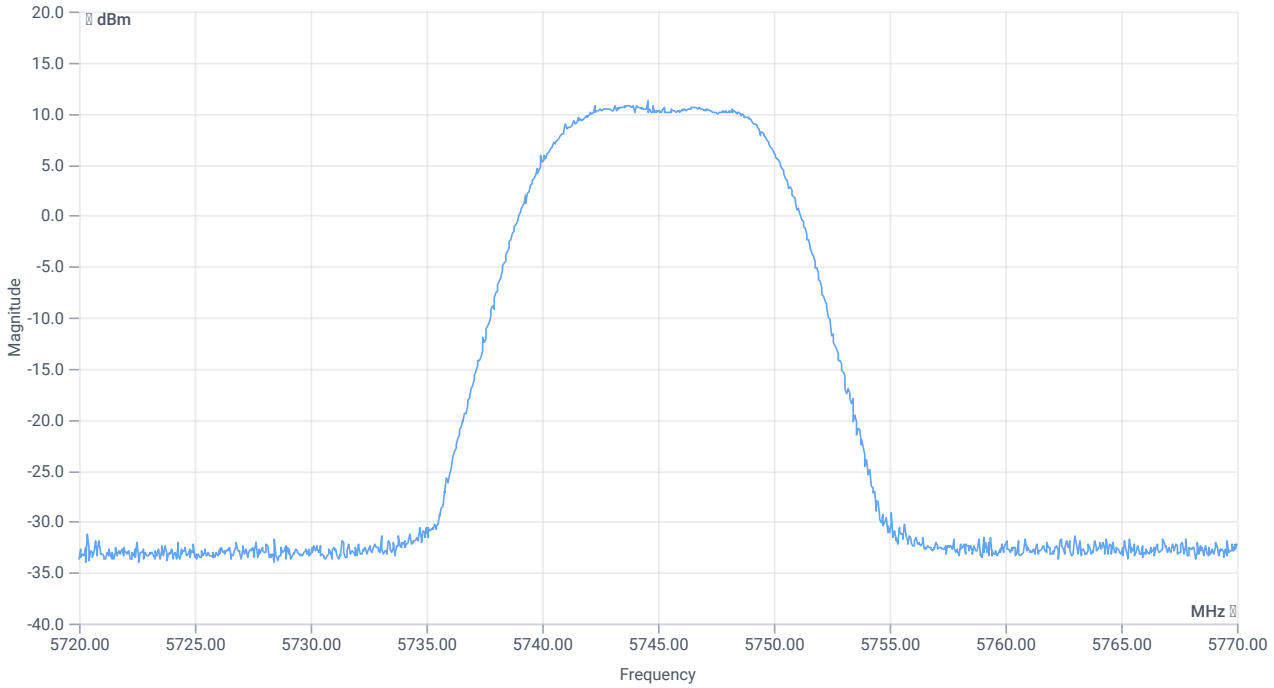

Peak output power

RESULT

DESCRIPTION	LOWER LIMIT	UPPER LIMIT	MEASURED	UNIT	VERDICT
Peak Power	---	---	11.26	dBm	INFO
Peak Power	---	---	13.365955	mW	INFO
Frequency at Peak	---	---	5744.55	MHz	INFO

Verdict
PASS

NA # Message with SA scan ~

References

TC start	01.06.2026 13:40:58
Ambit temp (test rack) [°C] | humidity [rel%]	22.7 | 44
System version	6.0.7.5
Standard | Version	NA | NI
Method	
Description	Message with SA Scan a_mode_U_NII_3
Information	U-NII-3_OFDM_a-mode_10Mhz_ANT1_PS10 avg

Equipment

Signal analyzer,Rohde&Schwarz,FSV-40,1307.9002K40/101042,3.71
Switch matrix,cetecom advanced GmbH,USM,B002,1.0.0

Test Parameter

Full path type	EUT_SA_GEN_SIG
Full path name	EUT1.MP.SIG1/EUT1.SA/EUT1.GEN1/EUT1.GEN2/
Switch bits	00010001:00010001:00000000:00000001
Message start	01.06.2026 13:41:01
Message	set WLAN5Gx to a_mode_U_NII_3, Frequency [MHz] 5745 , Information: U-NII-3_OFDM_a-mode_10Mhz_ANT1_PS10 avg

Verdict
INFO

FCC 15.407, ISED RSS247 # Emission mask (eirp) ~ WLAN5Gx a mode U-NII-3

References

TC start	01.06.2026 13:12:20
Ambit temp (test rack) [°C] | humidity [rel%]	22.7 | 45
System version	6.0.7.5
Standard | Version	FCC 15.407, ISED RSS247 | NI
Method	NI
Description	FCC 15.407 Emission mask - WLAN5Gx a mode U-NII-3
Information	U-NII-3_OFDM_a-mode_20Mhz_ANT2_PS10 avg

EUT Common Settings WLAN5Gx

Number of antenna ports	2
User Interaction	No
Device class U-NII-1 (FCC)	Client
Limit W52 japan	Standard
TPC supported	No
Vehicle use (ISED)	No

Equipment

Signal analyzer,Rohde&Schwarz,FSV-40,1307.9002K40/101042,3.71
Switch matrix,cetecom advanced GmbH,USM,B002,1.0.0

Test Parameter

Technology to test	WLAN5Gx a mode
EUT port	EUT2
Temperature	nom
Voltage	nom
Frequency low to test	False | Freq [MHz] 5745
Frequency mid to test	False | Freq [MHz] 5785
Frequency high to test	True | Freq [MHz] 5825
Auto control enabled power supply | Climatic Box	No | No
Additional path loss [dB]	0
Full path type	EUT_SA_GEN_SIG
Full path name	EUT2.MP.SIG1/EUT2.SA/EUT2.GEN1/EUT2.GEN2/
Switch bits	00100010:00010001:00000000:00000001

Test at TX 5825 MHz

Number of antenna ports: 2

reduction of limit due to number of antenna ports [dB]: 3

RESULT: Reference power cond.

DESCRIPTION	LOWER LIMIT	UPPER LIMIT	MEASURED	UNIT	VERDICT
Ref. power 1MHz/1MHz cond.	---	---	3.78	dBm	INFO
Ref. frequency	---	---	5819.410	MHz	INFO

Antenna gain

Considered antenna gain [dBi]:	6.06 / max found in range 5625 to 5950 MHz

READ SA SETTINGS:

RefLevel [dBm] | RefLevelOffset [dB] | InpAtt [dB]	6.78 | 12.56 | 10
Start [MHz] | Stop [MHz]	5625.000 | 5950.000
RBW [MHz] | VBW [MHz]	1.000000 | 3.000000
Detector | TraceMode	POS | MAXH
Sweep: time [ms] | count | points per Section | type	1 | 2500 | 1001 | SWE

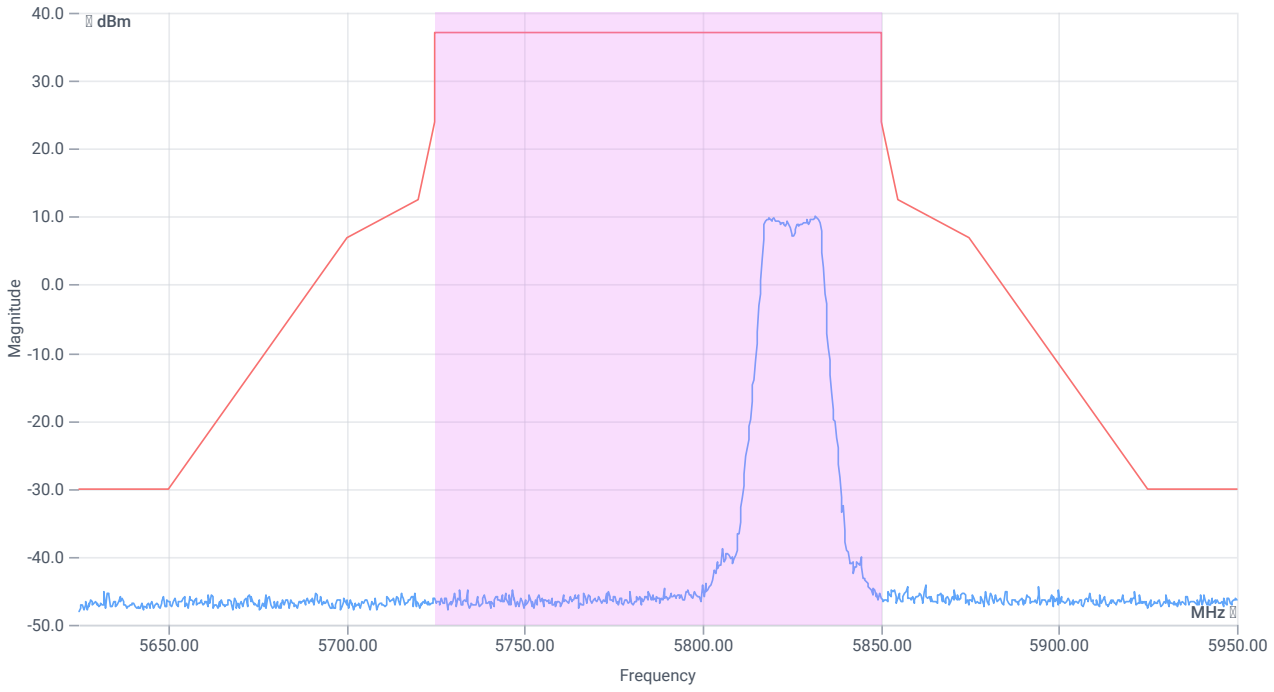

Emission Mask (e.i.r.p)

RESULT

DESCRIPTION	LOWER LIMIT	UPPER LIMIT	MEASURED	UNIT	VERDICT

Verdict
PASS

FCC 15.407, ISED RSS247 # Minimum emission bandwidth ~ WLAN5Gx a mode U-NII-3

References

TC start	01.06.2026 13:11:43
Ambit temp (test rack) [°C] | humidity [rel%]	22.7 | 45
System version	6.0.7.5
Standard | Version	FCC 15.407, ISED RSS247 | NI
Method	KDB789033 D02, C.2.
Description	FCC 15.407 Min Emission Bandwidth - WLAN5Gx a mode U-NII-3
Information	U-NII-3_OFDM_a-mode_20Mhz_ANT2_PS10 avg

EUT Common Settings WLAN5Gx

Number of antenna ports	2
User Interaction	No
Device class U-NII-1 (FCC)	Client
Limit W52 japan	Standard
TPC supported	No
Vehicle use (ISED)	No

Equipment

Signal analyzer,Rohde&Schwarz,FSV-40,1307.9002K40/101042,3.71
Switch matrix,cetecom advanced GmbH,USM,B002,1.0.0

Test Parameter

Technology to test	WLAN5Gx a mode
EUT port	EUT2
Temperature	nom
Voltage	nom
Frequency low to test	False | Freq [MHz] 5745
Frequency mid to test	False | Freq [MHz] 5785
Frequency high to test	True | Freq [MHz] 5825
Auto control enabled power supply | Climatic Box	No | No
Additional path loss [dB]	0
Full path type	EUT_SA_GEN_SIG
Full path name	EUT2.MP.SIG1/EUT2.SA/EUT2.GEN1/EUT2.GEN2/
Switch bits	00100010:00010001:00000000:00000001

Test at TX 5825 MHz

RESULT: Reference power cond.

DESCRIPTION	LOWER LIMIT	UPPER LIMIT	MEASURED	UNIT	VERDICT
Ref. power 1MHz/1MHz cond.	---	---	3.50	dBm	INFO
Ref. frequency	---	---	5830.190	MHz	INFO

READ SA SETTINGS:

RefLevel [dBm] | RefLevelOffset [dB] | InpAtt [dB]	15.50 | 12.56 | 20
Start [MHz] | Stop [MHz]	5800.000 | 5850.000
RBW [MHz] | VBW [MHz]	0.100000 | 0.300000
Detector | TraceMode	POS | MAXH
Sweep: time [ms] | count | points per Section | type	2 | 1500 | 1001 | SWE

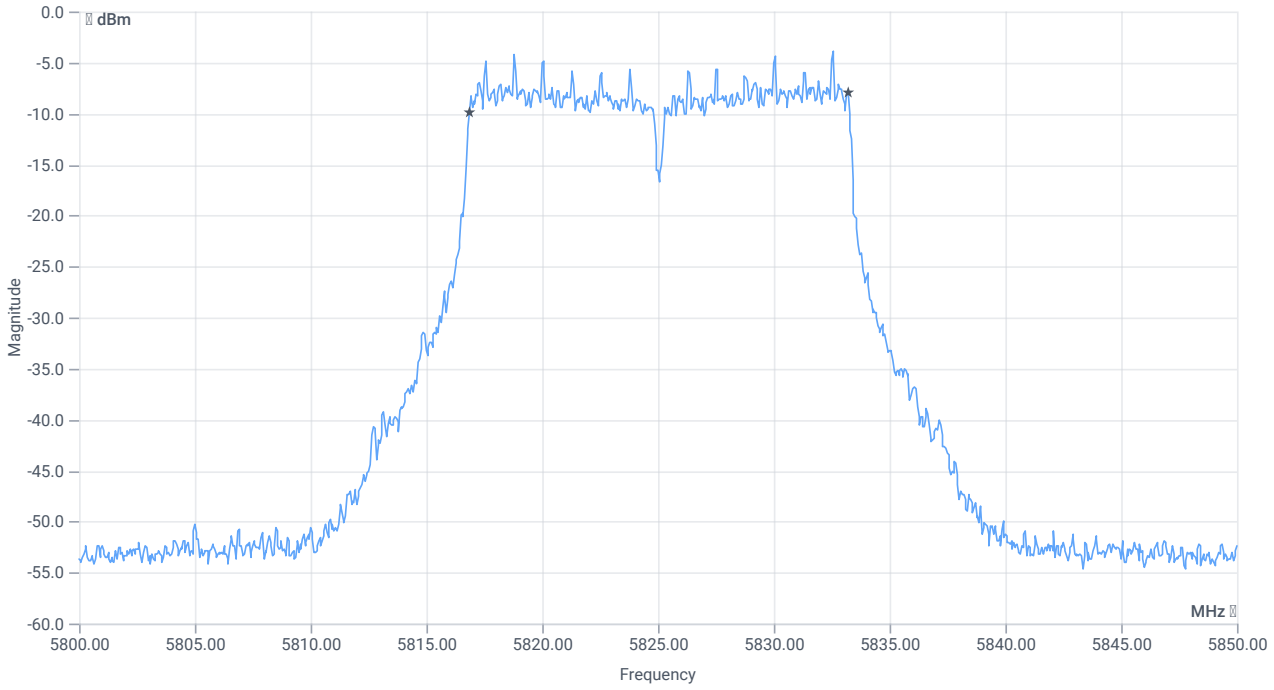

BW 6dB

RESULT

DESCRIPTION	LOWER LIMIT	UPPER LIMIT	MEASURED	UNIT	VERDICT
Bandwidth (6dB)	0.500	---	16.35	MHz	PASS

Verdict
PASS

FCC 15.407, ISED RSS247 # Bandwidths 99PCT and 26dB (UNII-3 20dB) ~ WLAN5Gx a mode U-NII-3

References

TC start	01.06.2026 13:11:04
Ambit temp (test rack) [°C] | humidity [rel%]	22.7 | 45
System version	6.0.7.5
Standard | Version	FCC 15.407, ISED RSS247 | NI
Method	26dB Bandwidth KDB789033 D02, C.1 / ISED RSS-GEN
Description	FCC 15.407 Bandwidths - WLAN5Gx a mode U-NII-3
Information	U-NII-3_OFDM_a-mode_20Mhz_ANT2_PS10 avg

EUT Common Settings WLAN5Gx

Number of antenna ports	2
User Interaction	No
Device class U-NII-1 (FCC)	Client
Limit W52 japan	Standard
TPC supported	No
Vehicle use (ISED)	No

Equipment

Signal analyzer,Rohde&Schwarz,FSV-40,1307.9002K40/101042,3.71
Switch matrix,cetecom advanced GmbH,USM,B002,1.0.0

Test Parameter

Technology to test	WLAN5Gx a mode
EUT port	EUT2
Temperature	nom
Voltage	nom
Frequency low to test	False | Freq [MHz] 5745
Frequency mid to test	False | Freq [MHz] 5785
Frequency high to test	True | Freq [MHz] 5825
Auto control enabled power supply | Climatic Box	No | No
Additional path loss [dB]	0
Full path type	EUT_SA_GEN_SIG
Full path name	EUT2.MP.SIG1/EUT2.SA/EUT2.GEN1/EUT2.GEN2/
Switch bits	00100010:00010001:00000000:00000001

Test at TX 5825 MHz

RESULT: Reference power cond.

DESCRIPTION	LOWER LIMIT	UPPER LIMIT	MEASURED	UNIT	VERDICT
Ref. power 1MHz/1MHz cond.	---	---	3.55	dBm	INFO
Ref. frequency	---	---	5819.010	MHz	INFO

READ SA SETTINGS:

RefLevel [dBm] | RefLevelOffset [dB] | InpAtt [dB]	11.55 | 12.56 | 15
Start [MHz] | Stop [MHz]	5800.000 | 5850.000
RBW [MHz] | VBW [MHz]	0.300000 | 1.000000
Detector | TraceMode	POS | MAXH
Sweep: time [ms] | count | points per Section | type	1 | 2500 | 1001 | SWE

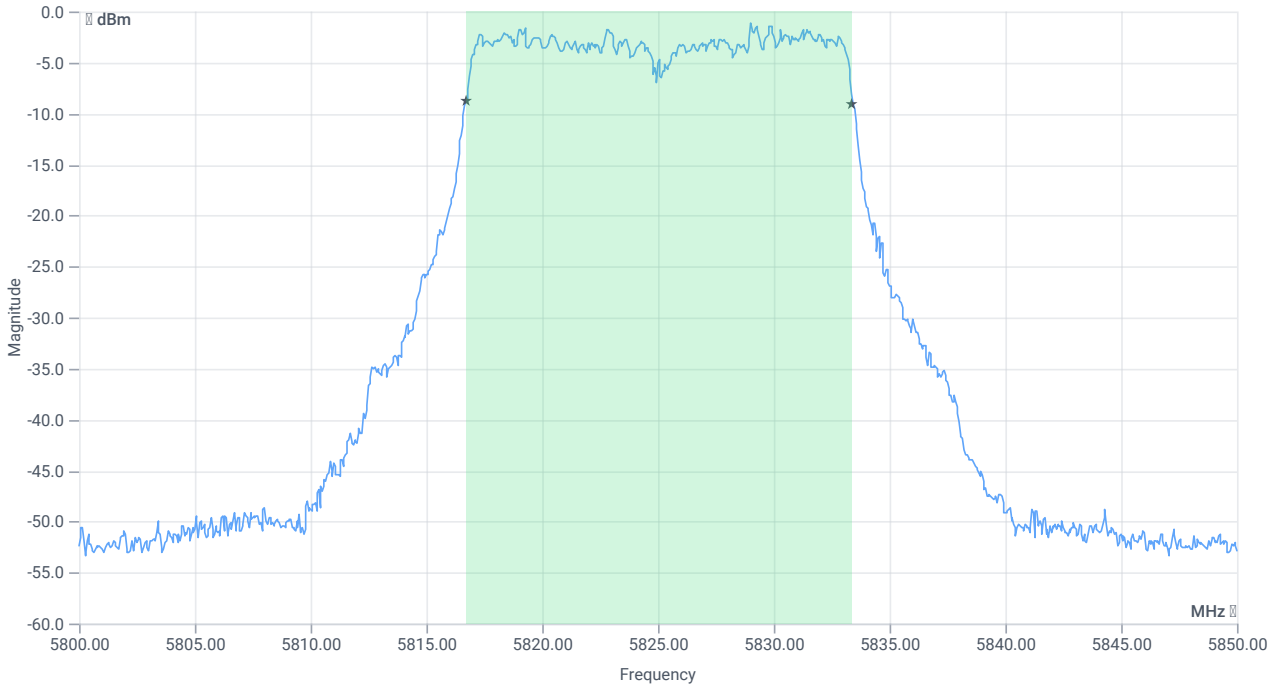

BW 99PCT

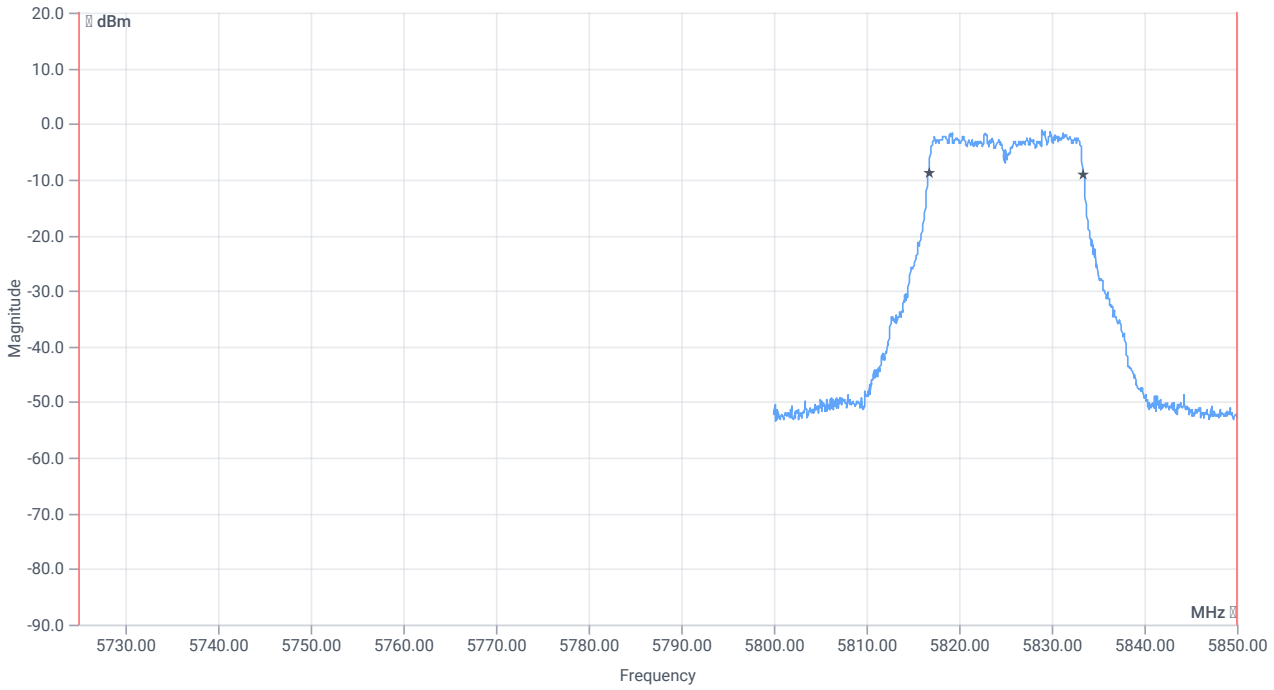

BW within band 99PCT

RESULT

DESCRIPTION	LOWER LIMIT	UPPER LIMIT	MEASURED	UNIT	VERDICT
Bandwidth 99%	---	---	16.683	MHz	INFO
T1 99%	5725.000000	---	5816.7083	MHz	PASS
T2 99%	---	5850.000000	5833.3916	MHz	PASS since U-NII-4 is supported

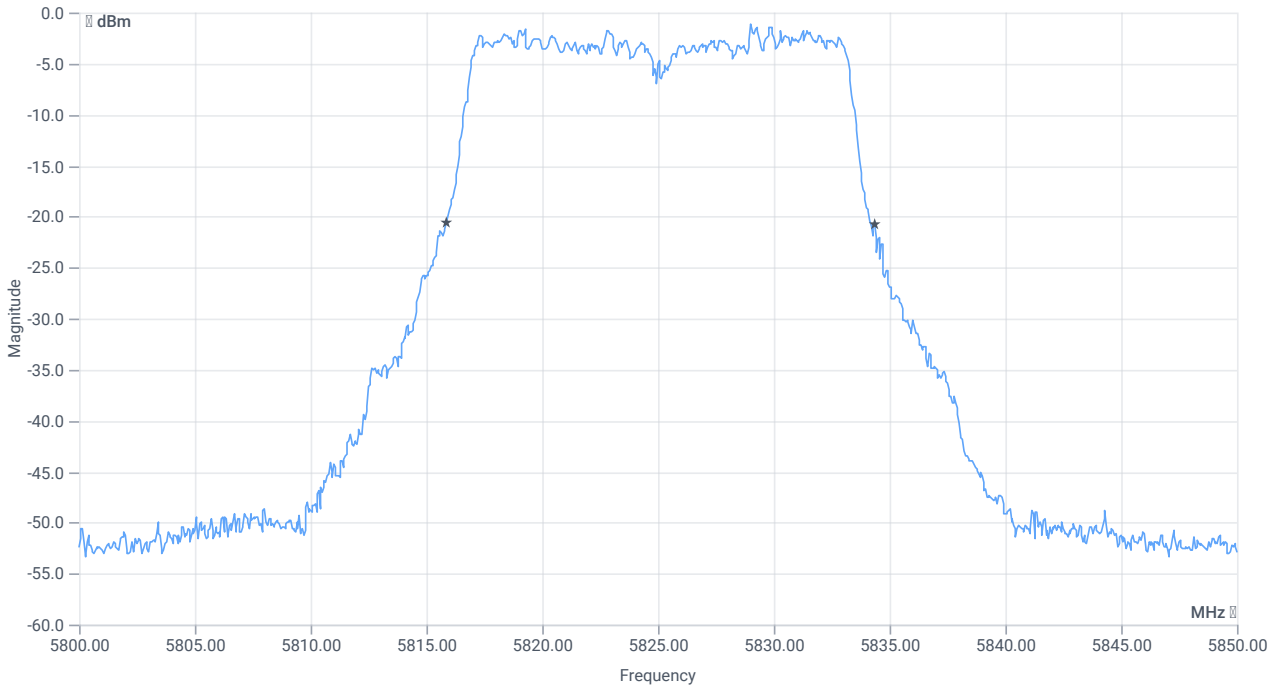

BW 20dB

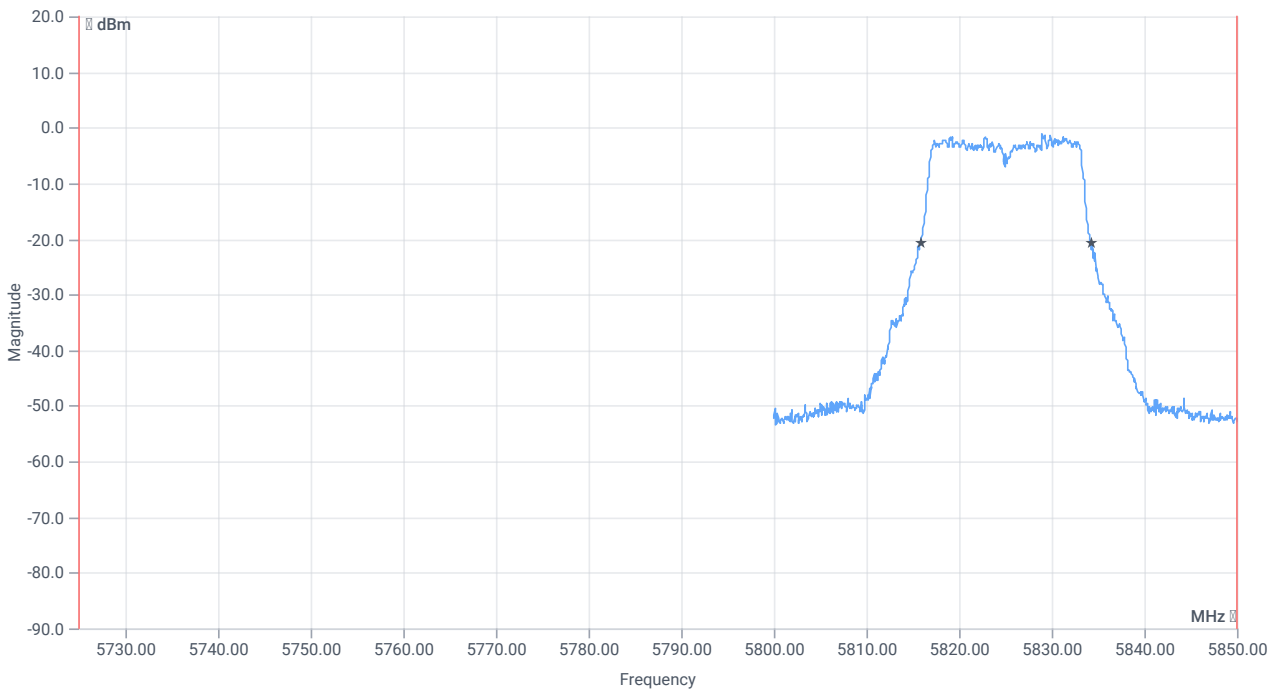

BW within band 20dB

RESULT

DESCRIPTION	LOWER LIMIT	UPPER LIMIT	MEASURED	UNIT	VERDICT
Bandwidth 20dB	---	---	18.5	MHz	INFO
T1 20dB	5725.000000	---	5815.8500	MHz	PASS

RESULT

DESCRIPTION	LOWER LIMIT	UPPER LIMIT	MEASURED	UNIT	VERDICT
T2 20dB	---	5850.000000	5834.3500	MHz	PASS since U-NII-4 is supported

Verdict
PASS

ISED RSS247 # Max output power and psd ~ WLAN5Gx a mode U-NII-3

References

TC start	01.06.2026 13:08:28
Ambit temp (test rack) [°C] | humidity [rel%]	22.6 | 45
System version	6.0.7.5
Standard | Version	ISED RSS247 | NI
Method	
Description	ISED Max Output Power & PSD - WLAN5Gx a mode U-NII-3
Information	U-NII-3_OFDM_a-mode_20Mhz_ANT2_PS10 avg

EUT Common Settings WLAN5Gx

Number of antenna ports	2
User Interaction	No
Device class U-NII-1 (FCC)	Client
Limit W52 japan	Standard
TPC supported	No
Vehicle use (ISED)	No

Equipment

Signal analyzer,Rohde&Schwarz,FSV-40,1307.9002K40/101042,3.71
Switch matrix,cetecom advanced GmbH,USM,B002,1.0.0

Test Parameter

Technology to test	WLAN5Gx a mode
EUT port	EUT2
Temperature	nom
Voltage	nom
Frequency low to test	False | Freq [MHz] 5745
Frequency mid to test	False | Freq [MHz] 5785
Frequency high to test	True | Freq [MHz] 5825
Auto control enabled power supply | Climatic Box	No | No
Additional path loss [dB]	0
Full path type	EUT_SA_GEN_SIG
Full path name	EUT2.MP.SIG1/EUT2.SA/EUT2.GEN1/EUT2.GEN2/
Switch bits	00100010:00010001:00000000:00000001

Test at TX 5825 MHz

RESULT: Reference power cond.

DESCRIPTION	LOWER LIMIT	UPPER LIMIT	MEASURED	UNIT	VERDICT
Ref. power 1MHz/1MHz cond.	---	---	3.14	dBm	INFO
Ref. frequency	---	---	5829.000	MHz	INFO

Evaluation max. duty cycle

Duty cycle evaluation

DESCRIPTION	LOWER LIMIT	UPPER LIMIT	MEASURED	UNIT	VERDICT
Duty cycle min	---	---	0	dB	DC > 98% defined

Evaluation bandwidth

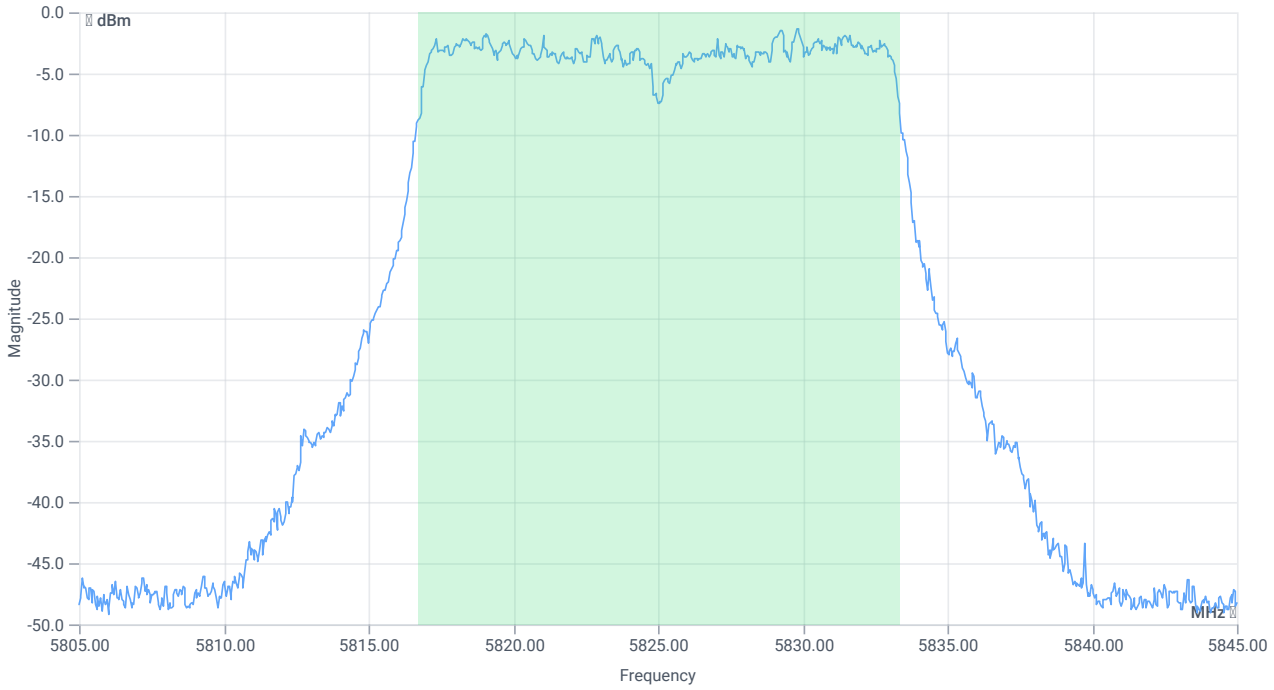

BW 99PCT

RESULT

DESCRIPTION	LOWER LIMIT	UPPER LIMIT	MEASURED	UNIT	VERDICT
Bandwidth 99%	---	---	16.663	MHz	INFO
T1 99%	---	---	5816.6883	MHz	INFO
T2 99%	---	---	5833.3516	MHz	INFO

Maximum Output Power

Antenna gain

Considered antenna gain [dBi]:	5.8 @ 5825 MHz

READ SA SETTINGS:

RefLevel [dBm] | RefLevelOffset [dB] | InpAtt [dB]	15.14 | 12.56 | 20
Start [MHz] | Stop [MHz]	5805.000 | 5845.000
RBW [MHz] | VBW [MHz]	1.000000 | 3.000000
Detector | TraceMode	RMS | MAXH
Sweep: time [ms] | count | points per Section | type	59600 | 1 | 161 | SWE

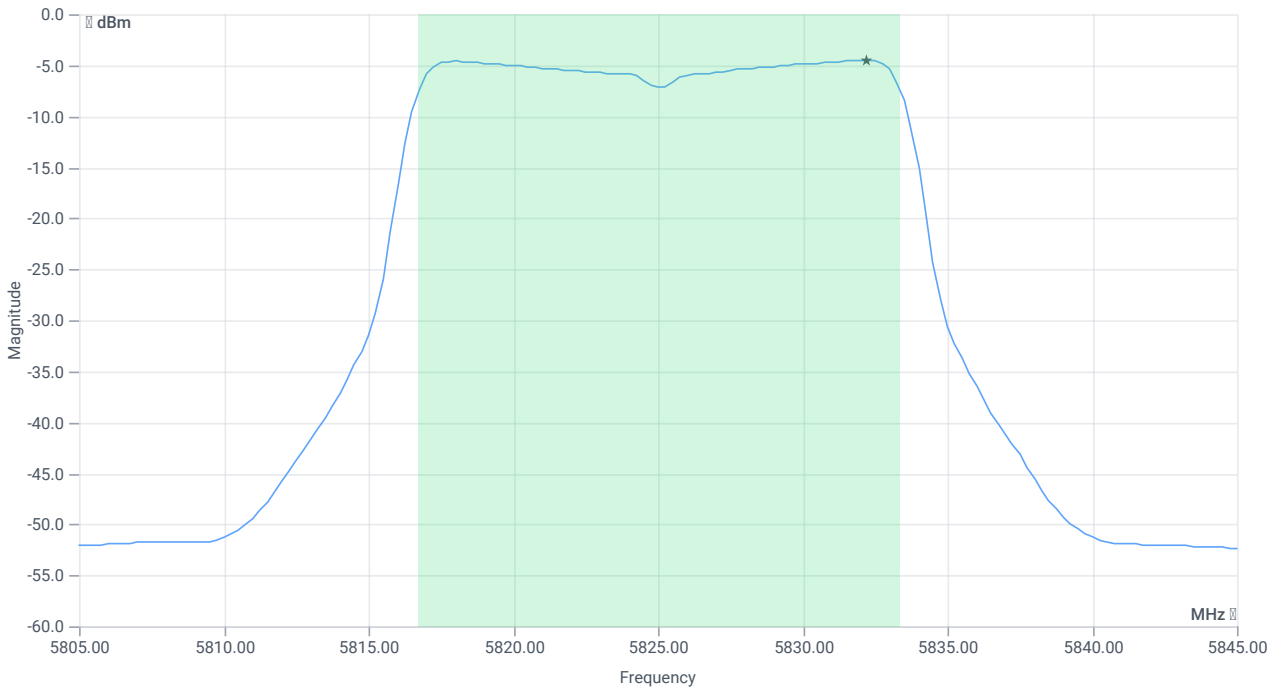

Max OP and PSD (without antenna gain)

RESULT

DESCRIPTION	LOWER LIMIT	UPPER LIMIT	MEASURED	UNIT	VERDICT
Max output power cond	---	---	6.6	dBm	INFO
Duty cycle correction	---	---	0	dB	INFO
LIMIT absolute cond					
Max output power DC corrected cond	---	30	6.6	dBm	PASS
Antenna gain applied			5.8	dBi	INFO
LIMIT absolute eirp (RSS-247 §6.2.4)					
Max output power DC corrected eirp	---	36	12.4	dBm	PASS

READ SA SETTINGS:

RefLevel [dBm] | RefLevelOffset [dB] | InpAtt [dB]	15.14 | 12.56 | 20
Start [MHz] | Stop [MHz]	5805.000 | 5845.000
RBW [MHz] | VBW [MHz]	0.500000 | 3.000000
Detector | TraceMode	RMS | MAXH
Sweep: time [ms] | count | points per Section | type	59600 | 1 | 161 | SWE

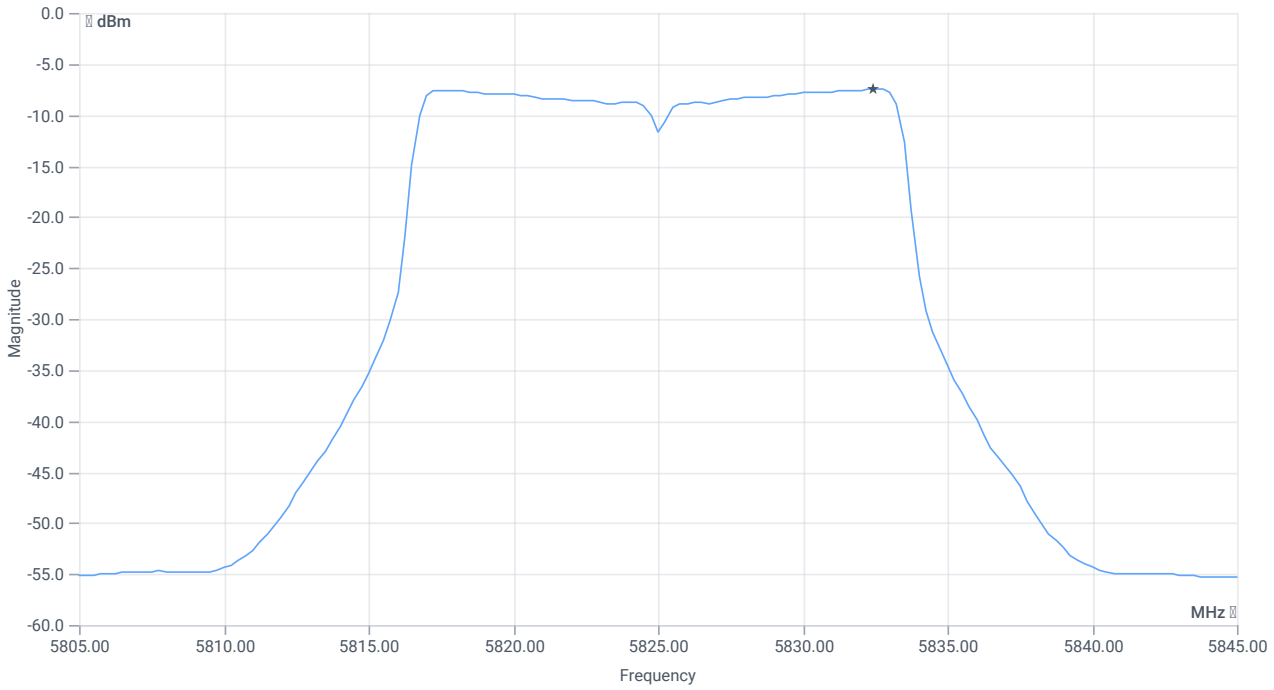

PSD UNII-3

RESULT

DESCRIPTION	LOWER LIMIT	UPPER LIMIT	MEASURED	UNIT	VERDICT
Power spectral density cond	---		-7.45	dBm/0.5MHz	INFO
Power spectral density DC corrected cond	---	30	-7.45	dBm/0.5MHz	PASS

Verdict
PASS

FCC 15.407 # Max output power and psd ~ WLAN5Gx a mode U-NII-3

References

TC start	01.06.2026 13:05:52
Ambit temp (test rack) [°C] | humidity [rel%]	22.6 | 45
System version	6.0.7.5
Standard | Version	FCC 15.407 | NI
Method	KDB789033 D02, F., E.2.e.
Description	FCC 15.407 Max Output Power & PSD - WLAN5Gx a mode U-NII-3
Information	U-NII-3_OFDM_a-mode_20Mhz_ANT2_PS10 avg

EUT Common Settings WLAN5Gx

Number of antenna ports	2
User Interaction	No
Device class U-NII-1 (FCC)	Client
Limit W52 japan	Standard
TPC supported	No
Vehicle use (ISED)	No

Equipment

Signal analyzer,Rohde&Schwarz,FSV-40,1307.9002K40/101042,3.71
Switch matrix,cetecom advanced GmbH,USM,B002,1.0.0

Test Parameter

Technology to test	WLAN5Gx a mode
EUT port	EUT2
Temperature	nom
Voltage	nom
Frequency low to test	False | Freq [MHz] 5745
Frequency mid to test	False | Freq [MHz] 5785
Frequency high to test	True | Freq [MHz] 5825
Auto control enabled power supply | Climatic Box	No | No
Additional path loss [dB]	0
Full path type	EUT_SA_GEN_SIG
Full path name	EUT2.MP.SIG1/EUT2.SA/EUT2.GEN1/EUT2.GEN2/
Switch bits	00100010:00010001:00000000:00000001

Test at TX 5825 MHz

RESULT: Reference power cond.

DESCRIPTION	LOWER LIMIT	UPPER LIMIT	MEASURED	UNIT	VERDICT
Ref. power 1MHz/1MHz cond.	---	---	3.00	dBm	INFO
Ref. frequency	---	---	5830.790	MHz	INFO

Evaluation max. duty cycle

Duty cycle evaluation

DESCRIPTION	LOWER LIMIT	UPPER LIMIT	MEASURED	UNIT	VERDICT
Duty cycle min	---	---	0	dB	DC > 98% defined

Evaluation bandwidth

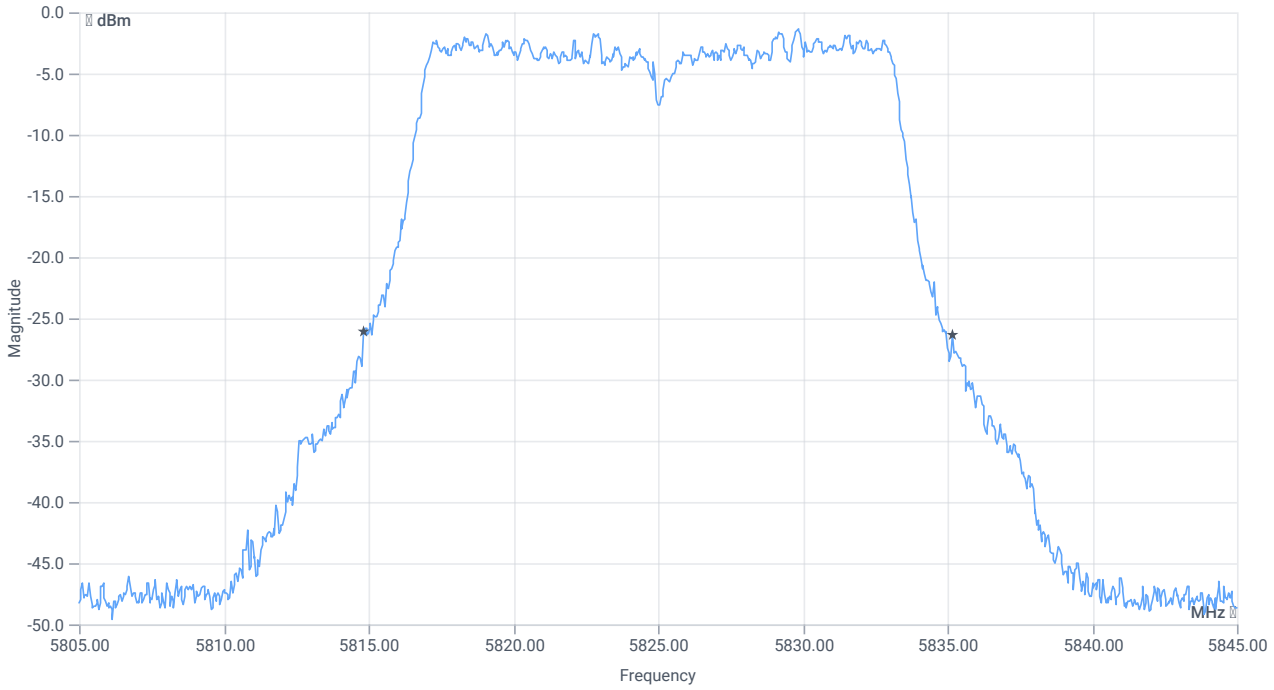

BW 26dB

RESULT

DESCRIPTION	LOWER LIMIT	UPPER LIMIT	MEASURED	UNIT	VERDICT
Bandwidth 26dB	---	---	20.4	MHz	INFO
T1 26dB	---	---	5814.8000	MHz	INFO
T2 26dB	---	---	5835.2000	MHz	INFO

Maximum Output Power

READ SA SETTINGS:

RefLevel [dBm] | RefLevelOffset [dB] | InpAtt [dB]	15.00 | 12.56 | 20
Start [MHz] | Stop [MHz]	5805.000 | 5845.000
RBW [MHz] | VBW [MHz]	1.000000 | 3.000000
Detector | TraceMode	RMS | MAXH
Sweep: time [ms] | count | points per Section | type	59600 | 1 | 161 | SWE

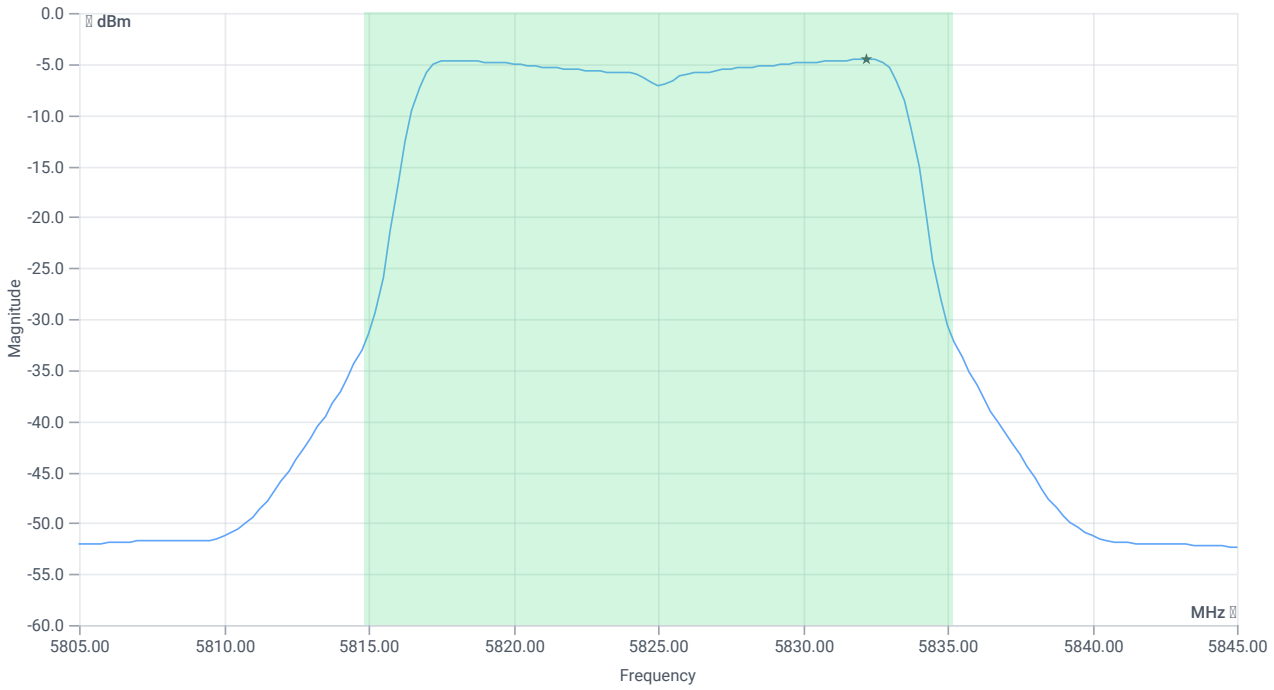

Max OP and PSD

RESULT

CONDUCTED LIMITS FOR MAX ANTENNA GAIN OF 6 D BI					
Description	Lower Limit	Upper Limit	Measured	Unit	Verdict
Max output power cond	---	---	6.71	dBm	INFO
Duty cycle correction	---	---	0	dB	INFO
LIMIT absolute:					
Max output power DC corrected cond	---	30	6.71	dBm	PASS
LIMIT: 11 dBm + 10 log 20.4					
Max output power DC corrected cond	---	24.1	6.71	dBm	na

Power Spectral Density U-NII-3

READ SA SETTINGS:

RefLevel [dBm] | RefLevelOffset [dB] | InpAtt [dB]	15.00 | 12.56 | 20

READ SA SETTINGS:

Start [MHz] | Stop [MHz]	5805.000 | 5845.000
RBW [MHz] | VBW [MHz]	0.500000 | 3.000000
Detector | TraceMode	RMS | MAXH
Sweep: time [ms] | count | points per Section | type	59600 | 1 | 161 | SWE

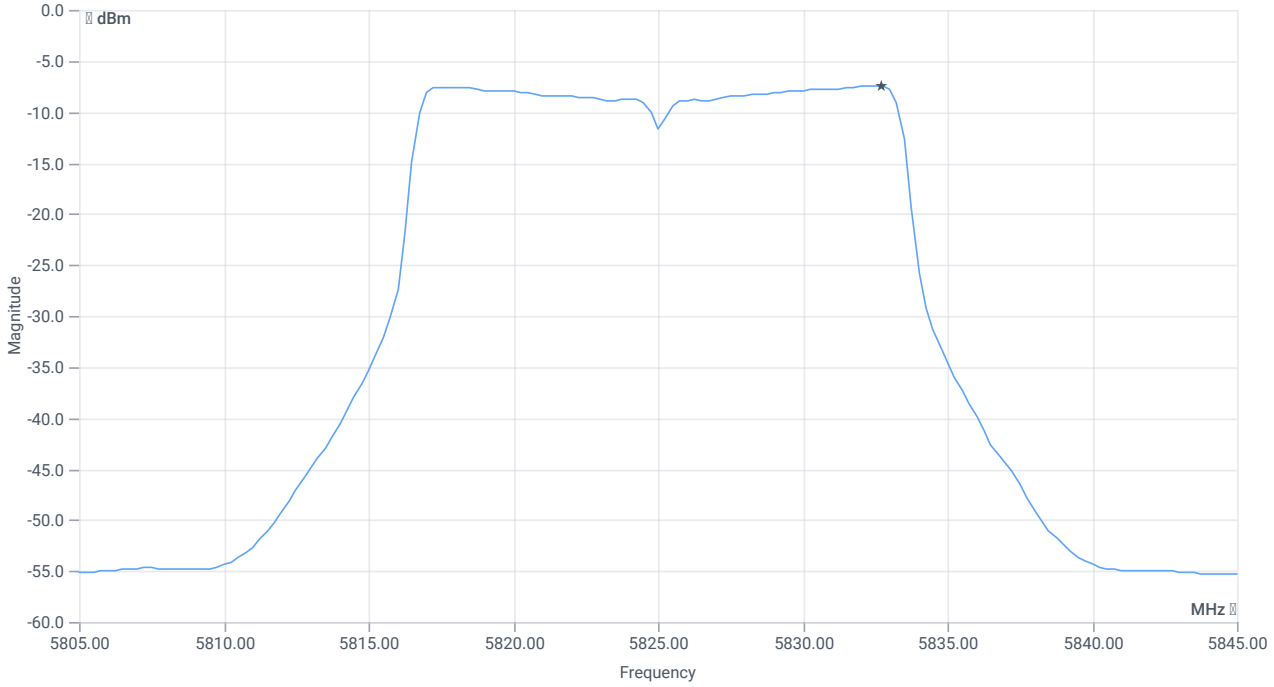

PSD UNII-3

RESULT

CONDUCTED LIMITS FOR MAX ANTENNA GAIN OF 6 D BI					
Description	Lower Limit	Upper Limit	Measured	Unit	Verdict
Power spectral density cond	---	---	-7.46	dBm/0.5MHz	INFO
Duty cycle correction	---	---	0	dB	INFO
Power spectral density DC corrected cond	---	30	-7.46	dBm/0.5MHz	PASS

Verdict
PASS

NA # Peak output power 3MHz/3MHz ~ WLAN5Gx a mode U-NII-3

References

TC start	01.06.2026 13:05:25
Ambit temp (test rack) [°C] | humidity [rel%]	22.6 | 45
System version	6.0.7.5
Standard | Version	NA | NI
Method	
Description	Peak OP 3MHz/3MHz - WLAN5Gx a mode U-NII-3
Information	U-NII-3_OFDM_a-mode_20Mhz_ANT2_PS10 avg

EUT Common Settings WLAN5Gx

Number of antenna ports	2
User Interaction	No
Device class U-NII-1 (FCC)	Client
Limit W52 japan	Standard
TPC supported	No
Vehicle use (ISED)	No

Equipment

Signal analyzer,Rohde&Schwarz,FSV-40,1307.9002K40/101042,3.71
Switch matrix,cetecom advanced GmbH,USM,B002,1.0.0

Test Parameter

Technology to test	WLAN5Gx a mode
EUT port	EUT2
Temperature	nom
Voltage	nom
Frequency low to test	False | Freq [MHz] 5745
Frequency mid to test	False | Freq [MHz] 5785
Frequency high to test	True | Freq [MHz] 5825
Auto control enabled power supply | Climatic Box	No | No
Additional path loss [dB]	0
Full path type	EUT_SA_GEN_SIG
Full path name	EUT2.MP.SIG1/EUT2.SA/EUT2.GEN1/EUT2.GEN2/
Switch bits	00100010:00010001:00000000:00000001

Test at TX 5825 MHz

RESULT: Reference power cond.

DESCRIPTION	LOWER LIMIT	UPPER LIMIT	MEASURED	UNIT	VERDICT
Ref. power 1MHz/1MHz cond.	---	---	3.12	dBm	INFO
Ref. frequency	---	---	5819.610	MHz	INFO

READ SA SETTINGS:

RefLevel [dBm] | RefLevelOffset [dB] | InpAtt [dB]	15.12 | 12.56 | 20
Start [MHz] | Stop [MHz]	5800.000 | 5850.000
RBW [MHz] | VBW [MHz]	3.000000 | 3.000000
Detector | TraceMode	POS | MAXH
Sweep: time [ms] | count | points per Section | type	300 | 20 | 1001 | SWE

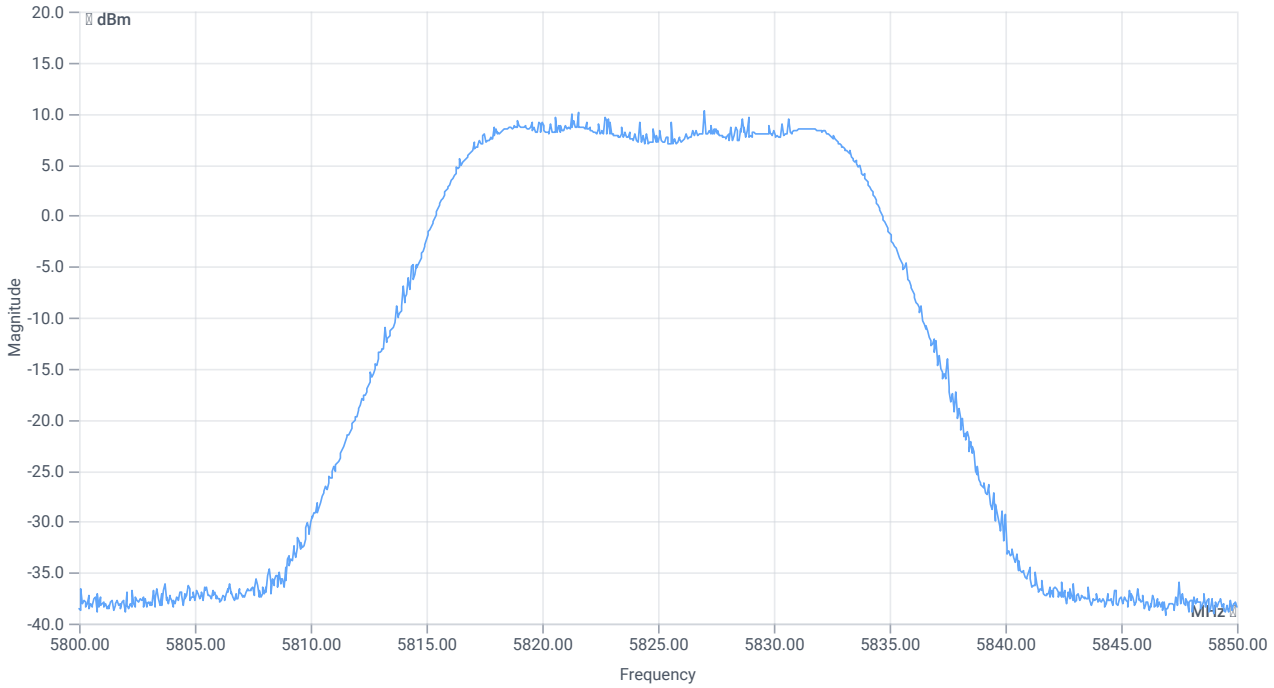

Peak output power

RESULT

DESCRIPTION	LOWER LIMIT	UPPER LIMIT	MEASURED	UNIT	VERDICT
Peak Power	---	---	10.29	dBm	INFO
Peak Power	---	---	10.690549	mW	INFO
Frequency at Peak	---	---	5826.998	MHz	INFO

Verdict
PASS

NA # Message with SA scan ~

References

TC start	01.06.2026 13:05:00
Ambit temp (test rack) [°C] | humidity [rel%]	22.7 | 45
System version	6.0.7.5
Standard | Version	NA | NI
Method	
Description	Message with SA Scan a_mode_U_NII_3
Information	U-NII-3_OFDM_a-mode_20Mhz_ANT2_PS10 avg

Equipment

Signal analyzer,Rohde&Schwarz,FSV-40,1307.9002K40/101042,3.71
Switch matrix,cetecom advanced GmbH,USM,B002,1.0.0

Test Parameter

Full path type	EUT_SA_GEN_SIG
Full path name	EUT2.MP.SIG1/EUT2.SA/EUT2.GEN1/EUT2.GEN2/
Switch bits	00100010:00010001:00000000:00000001
Message start	01.06.2026 13:05:03
Message	set WLAN5Gx to a_mode_U_NII_3, Frequency [MHz] 5825 Information: U-NII-3_OFDM_a-mode_20Mhz_ANT2_PS10 avg

Verdict
INFO

FCC 15.407, ISED RSS247 # Emission mask (eirp) ~ WLAN5Gx a mode U-NII-3

References

TC start	01.06.2026 13:04:20
Ambit temp (test rack) [°C] | humidity [rel%]	22.7 | 45
System version	6.0.7.5
Standard | Version	FCC 15.407, ISED RSS247 | NI
Method	NI
Description	FCC 15.407 Emission mask - WLAN5Gx a mode U-NII-3
Information	U-NII-3_OFDM_a-mode_20Mhz_ANT2_PS10 avg

EUT Common Settings WLAN5Gx

Number of antenna ports	2
User Interaction	No
Device class U-NII-1 (FCC)	Client
Limit W52 japan	Standard
TPC supported	No
Vehicle use (ISED)	No

Equipment

Signal analyzer,Rohde&Schwarz,FSV-40,1307.9002K40/101042,3.71
Switch matrix,cetecom advanced GmbH,USM,B002,1.0.0

Test Parameter

Technology to test	WLAN5Gx a mode
EUT port	EUT2
Temperature	nom
Voltage	nom
Frequency low to test	False | Freq [MHz] 5745
Frequency mid to test	True | Freq [MHz] 5785
Frequency high to test	False | Freq [MHz] 5825
Auto control enabled power supply | Climatic Box	No | No
Additional path loss [dB]	0
Full path type	EUT_SA_GEN_SIG
Full path name	EUT2.MP.SIG1/EUT2.SA/EUT2.GEN1/EUT2.GEN2/
Switch bits	00100010:00010001:00000000:00000001

Test at TX 5785 MHz

Number of antenna ports: 2

reduction of limit due to number of antenna ports [dB]: 3

RESULT: Reference power cond.

DESCRIPTION	LOWER LIMIT	UPPER LIMIT	MEASURED	UNIT	VERDICT
Ref. power 1MHz/1MHz cond.	---	---	2.96	dBm	INFO
Ref. frequency	---	---	5792.390	MHz	INFO

Antenna gain

Considered antenna gain [dBi]:	6.06 / max found in range 5625 to 5950 MHz

READ SA SETTINGS:

RefLevel [dBm] | RefLevelOffset [dB] | InpAtt [dB]	5.96 | 12.82 | 10
Start [MHz] | Stop [MHz]	5625.000 | 5950.000
RBW [MHz] | VBW [MHz]	1.000000 | 3.000000
Detector | TraceMode	POS | MAXH
Sweep: time [ms] | count | points per Section | type	1 | 2500 | 1001 | SWE

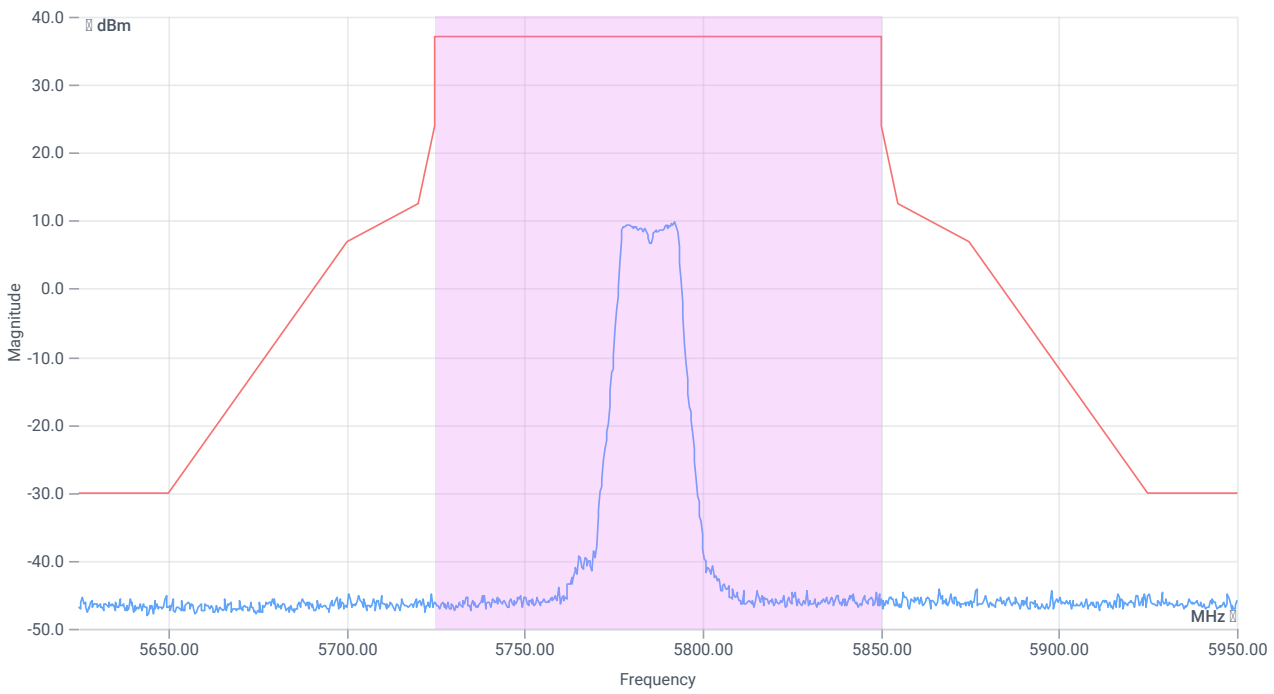

Emission Mask (e.i.r.p)

RESULT

DESCRIPTION	LOWER LIMIT	UPPER LIMIT	MEASURED	UNIT	VERDICT

Verdict
PASS

FCC 15.407, ISED RSS247 # Minimum emission bandwidth ~ WLAN5Gx a mode U-NII-3

References

TC start	01.06.2026 13:03:32
Ambit temp (test rack) [°C] | humidity [rel%]	22.7 | 45
System version	6.0.7.5
Standard | Version	FCC 15.407, ISED RSS247 | NI
Method	KDB789033 D02, C.2.
Description	FCC 15.407 Min Emission Bandwidth - WLAN5Gx a mode U-NII-3
Information	U-NII-3_OFDM_a-mode_20Mhz_ANT2_PS10 avg

EUT Common Settings WLAN5Gx

Number of antenna ports	2
User Interaction	No
Device class U-NII-1 (FCC)	Client
Limit W52 japan	Standard
TPC supported	No
Vehicle use (ISED)	No

Equipment

Signal analyzer,Rohde&Schwarz,FSV-40,1307.9002K40/101042,3.71
Switch matrix,cetecom advanced GmbH,USM,B002,1.0.0

Test Parameter

Technology to test	WLAN5Gx a mode
EUT port	EUT2
Temperature	nom
Voltage	nom
Frequency low to test	False | Freq [MHz] 5745
Frequency mid to test	True | Freq [MHz] 5785
Frequency high to test	False | Freq [MHz] 5825
Auto control enabled power supply | Climatic Box	No | No
Additional path loss [dB]	0
Full path type	EUT_SA_GEN_SIG
Full path name	EUT2.MP.SIG1/EUT2.SA/EUT2.GEN1/EUT2.GEN2/
Switch bits	00100010:00010001:00000000:00000001

Test at TX 5785 MHz

RESULT: Reference power cond.

DESCRIPTION	LOWER LIMIT	UPPER LIMIT	MEASURED	UNIT	VERDICT
Ref. power 1MHz/1MHz cond.	---	---	2.94	dBm	INFO
Ref. frequency	---	---	5779.010	MHz	INFO

READ SA SETTINGS:

RefLevel [dBm] | RefLevelOffset [dB] | InpAtt [dB]	14.94 | 12.82 | 20
Start [MHz] | Stop [MHz]	5760.000 | 5810.000
RBW [MHz] | VBW [MHz]	0.100000 | 0.300000
Detector | TraceMode	POS | MAXH
Sweep: time [ms] | count | points per Section | type	2 | 1500 | 1001 | SWE

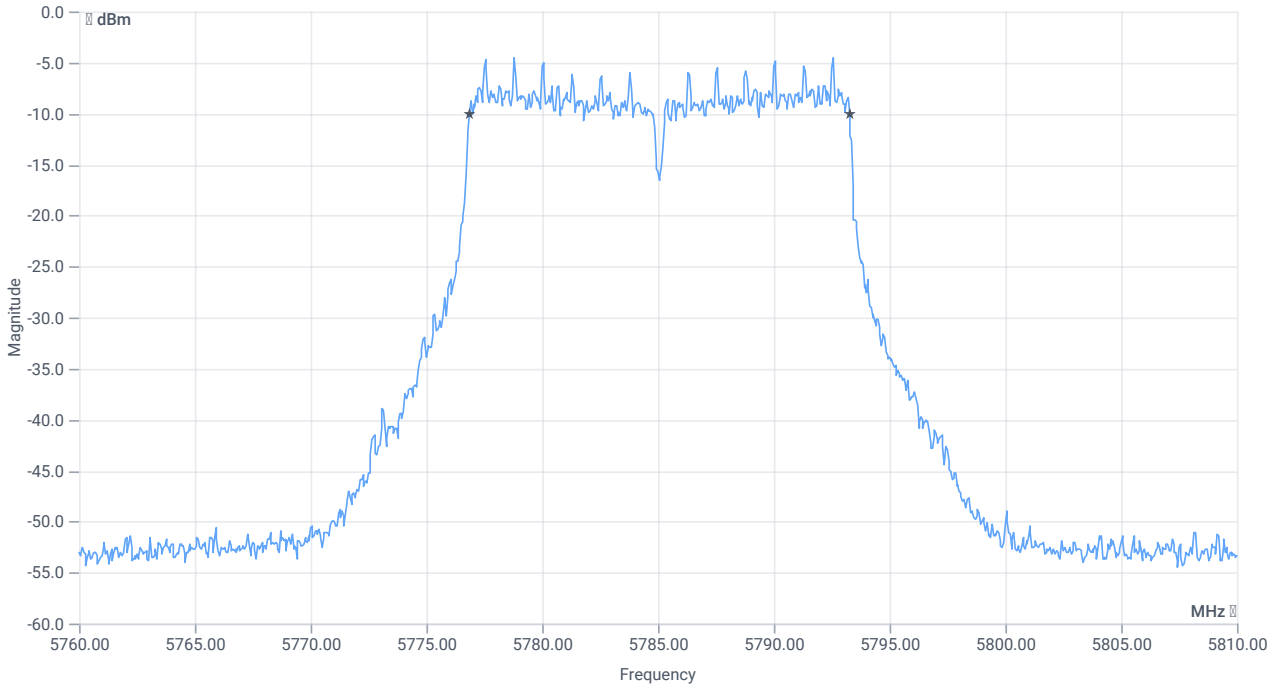

BW 6dB

RESULT

DESCRIPTION	LOWER LIMIT	UPPER LIMIT	MEASURED	UNIT	VERDICT
Bandwidth (6dB)	0.500	---	16.4	MHz	PASS

Verdict
PASS

FCC 15.407, ISED RSS247 # Bandwidths 99PCT and 26dB (UNII-3 20dB) ~ WLAN5Gx a mode U-NII-3

References

TC start	01.06.2026 13:03:00
Ambit temp (test rack) [°C] | humidity [rel%]	22.7 | 45
System version	6.0.7.5
Standard | Version	FCC 15.407, ISED RSS247 | NI
Method	26dB Bandwidth KDB789033 D02, C.1 / ISED RSS-GEN
Description	FCC 15.407 Bandwidths - WLAN5Gx a mode U-NII-3
Information	U-NII-3_OFDM_a-mode_20Mhz_ANT2_PS10 avg

EUT Common Settings WLAN5Gx

Number of antenna ports	2
User Interaction	No
Device class U-NII-1 (FCC)	Client
Limit W52 japan	Standard
TPC supported	No
Vehicle use (ISED)	No

Equipment

Signal analyzer,Rohde&Schwarz,FSV-40,1307.9002K40/101042,3.71
Switch matrix,cetecom advanced GmbH,USM,B002,1.0.0

Test Parameter

Technology to test	WLAN5Gx a mode
EUT port	EUT2
Temperature	nom
Voltage	nom
Frequency low to test	False | Freq [MHz] 5745
Frequency mid to test	True | Freq [MHz] 5785
Frequency high to test	False | Freq [MHz] 5825
Auto control enabled power supply | Climatic Box	No | No
Additional path loss [dB]	0
Full path type	EUT_SA_GEN_SIG
Full path name	EUT2.MP.SIG1/EUT2.SA/EUT2.GEN1/EUT2.GEN2/
Switch bits	00100010:00010001:00000000:00000001

Test at TX 5785 MHz

RESULT: Reference power cond.

DESCRIPTION	LOWER LIMIT	UPPER LIMIT	MEASURED	UNIT	VERDICT
Ref. power 1MHz/1MHz cond.	---	---	2.56	dBm	INFO
Ref. frequency	---	---	5787.400	MHz	INFO

READ SA SETTINGS:

RefLevel [dBm] | RefLevelOffset [dB] | InpAtt [dB]	10.56 | 12.82 | 15
Start [MHz] | Stop [MHz]	5760.000 | 5810.000
RBW [MHz] | VBW [MHz]	0.300000 | 1.000000
Detector | TraceMode	POS | MAXH
Sweep: time [ms] | count | points per Section | type	1 | 2500 | 1001 | SWE

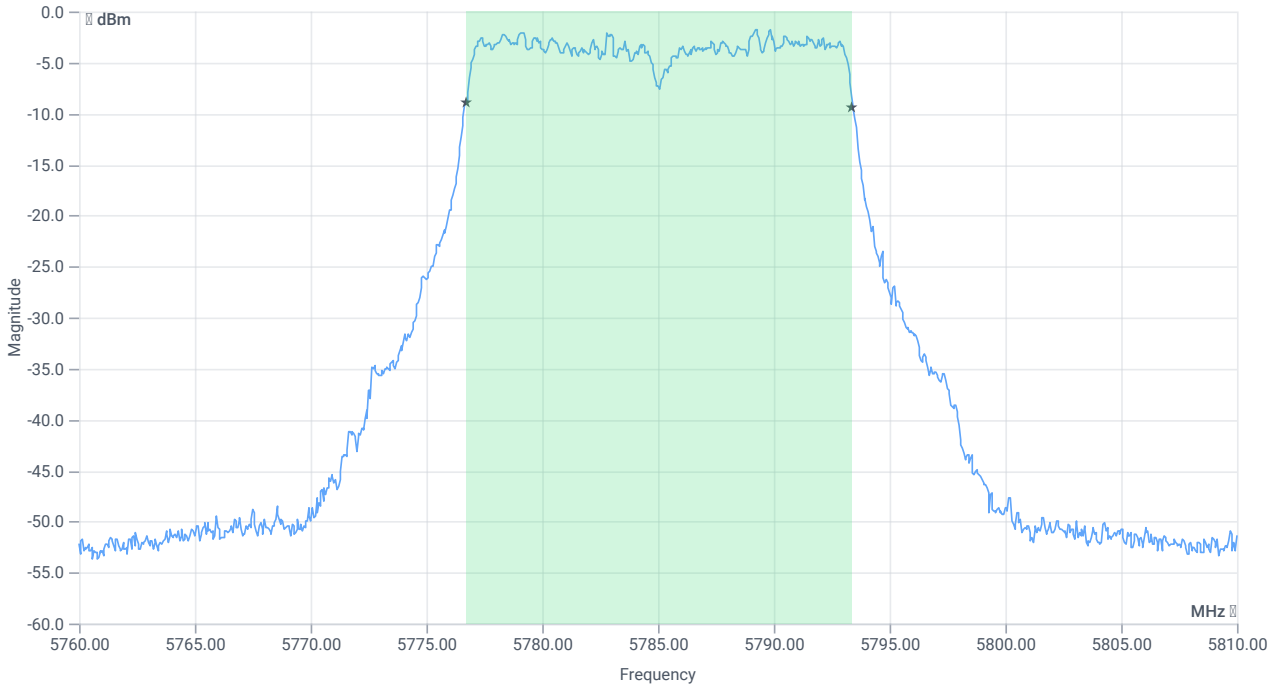

BW 99PCT

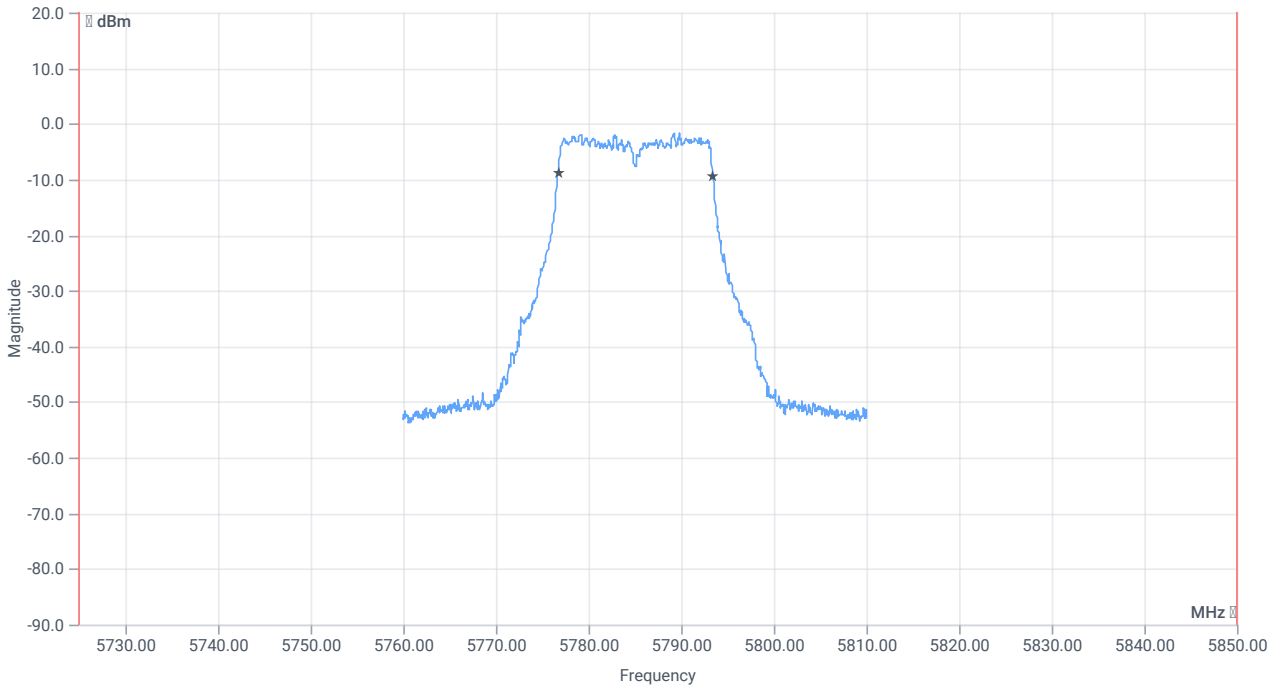

BW within band 99PCT

RESULT

DESCRIPTION	LOWER LIMIT	UPPER LIMIT	MEASURED	UNIT	VERDICT
Bandwidth 99%	---	---	16.683	MHz	INFO
T1 99%	5725.000000	---	5776.7083	MHz	PASS
T2 99%	---	5850.000000	5793.3916	MHz	PASS since U-NII-4 is supported

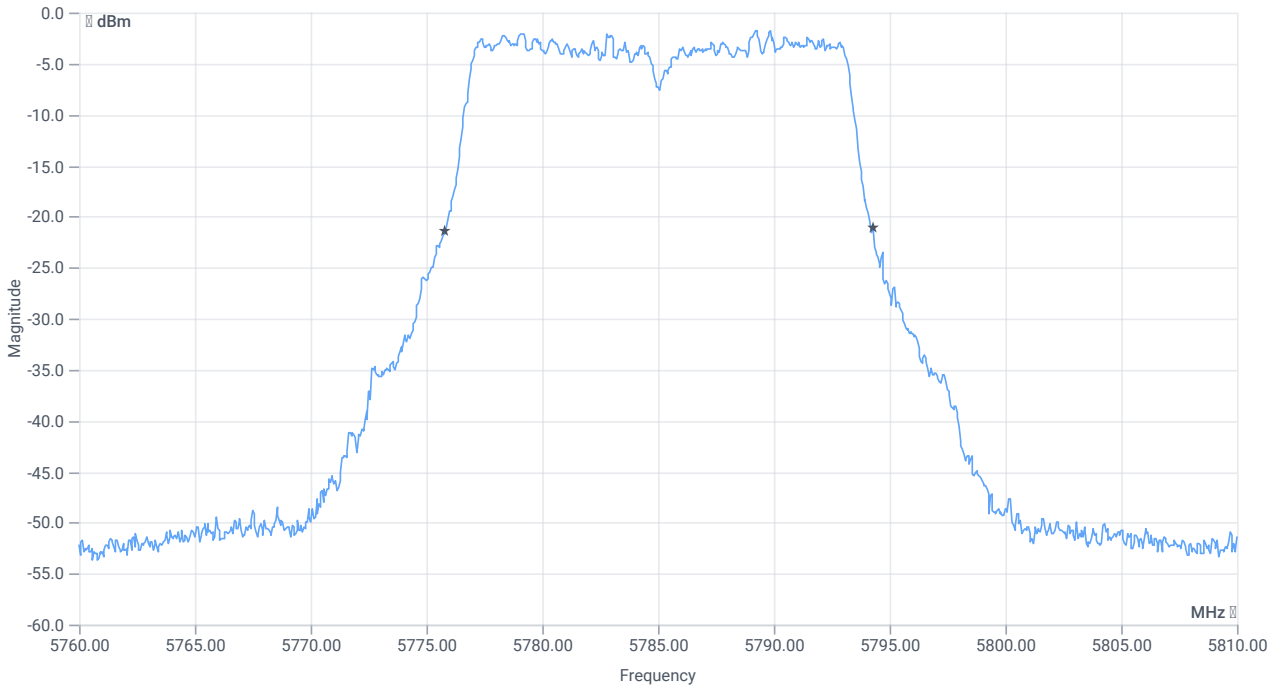

BW 20dB

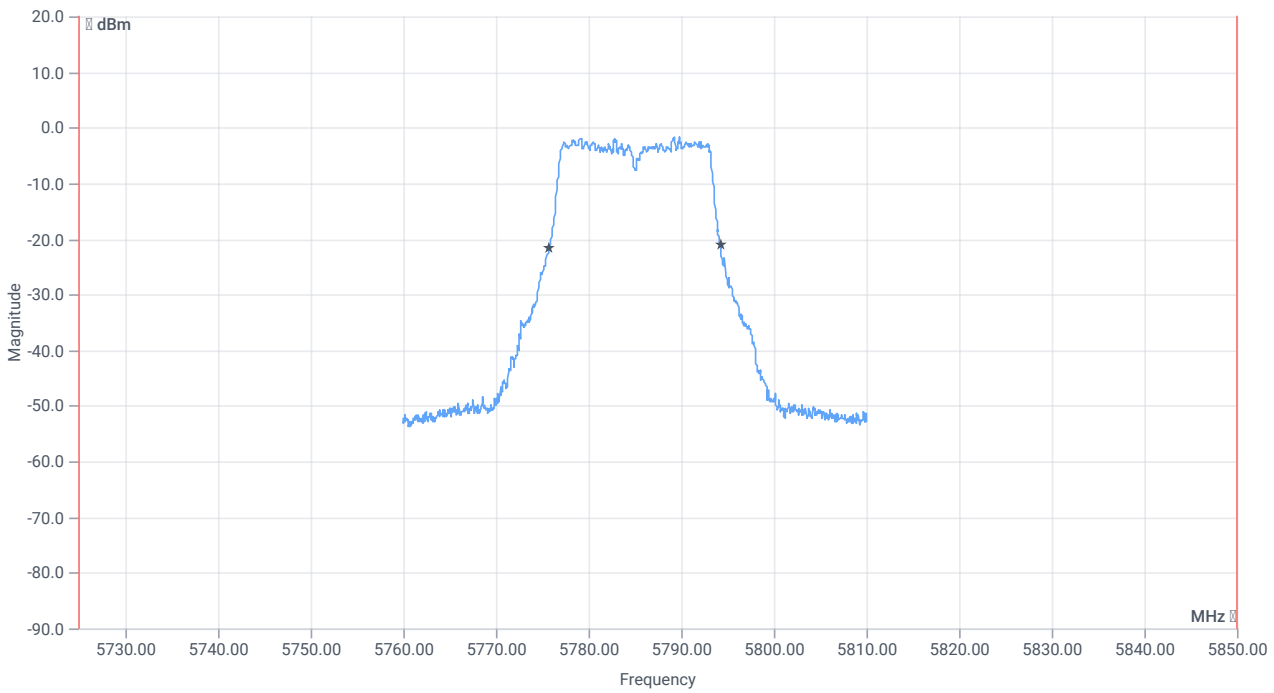

BW within band 20dB

RESULT

DESCRIPTION	LOWER LIMIT	UPPER LIMIT	MEASURED	UNIT	VERDICT
Bandwidth 20dB	---	---	18.55	MHz	INFO
T1 20dB	5725.000000	---	5775.7500	MHz	PASS

RESULT

DESCRIPTION	LOWER LIMIT	UPPER LIMIT	MEASURED	UNIT	VERDICT
T2 20dB	---	5850.000000	5794.3000	MHz	PASS since U-NII-4 is supported

Verdict
PASS

ISED RSS247 # Max output power and psd ~ WLAN5Gx a mode U-NII-3

References

TC start	01.06.2026 13:00:24
Ambit temp (test rack) [°C] | humidity [rel%]	22.6 | 46
System version	6.0.7.5
Standard | Version	ISED RSS247 | NI
Method	
Description	ISED Max Output Power & PSD - WLAN5Gx a mode U-NII-3
Information	U-NII-3_OFDM_a-mode_20Mhz_ANT2_PS10 avg

EUT Common Settings WLAN5Gx

Number of antenna ports	2
User Interaction	No
Device class U-NII-1 (FCC)	Client
Limit W52 japan	Standard
TPC supported	No
Vehicle use (ISED)	No

Equipment

Signal analyzer,Rohde&Schwarz,FSV-40,1307.9002K40/101042,3.71
Switch matrix,cetecom advanced GmbH,USM,B002,1.0.0

Test Parameter

Technology to test	WLAN5Gx a mode
EUT port	EUT2
Temperature	nom
Voltage	nom
Frequency low to test	False | Freq [MHz] 5745
Frequency mid to test	True | Freq [MHz] 5785
Frequency high to test	False | Freq [MHz] 5825
Auto control enabled power supply | Climatic Box	No | No
Additional path loss [dB]	0
Full path type	EUT_SA_GEN_SIG
Full path name	EUT2.MP.SIG1/EUT2.SA/EUT2.GEN1/EUT2.GEN2/
Switch bits	00100010:00010001:00000000:00000001

Test at TX 5785 MHz

RESULT: Reference power cond.

DESCRIPTION	LOWER LIMIT	UPPER LIMIT	MEASURED	UNIT	VERDICT
Ref. power 1MHz/1MHz cond.	---	---	2.51	dBm	INFO
Ref. frequency	---	---	5777.610	MHz	INFO

Evaluation max. duty cycle

Duty cycle evaluation

DESCRIPTION	LOWER LIMIT	UPPER LIMIT	MEASURED	UNIT	VERDICT
Duty cycle min	---	---	0	dB	DC > 98% defined

Evaluation bandwidth

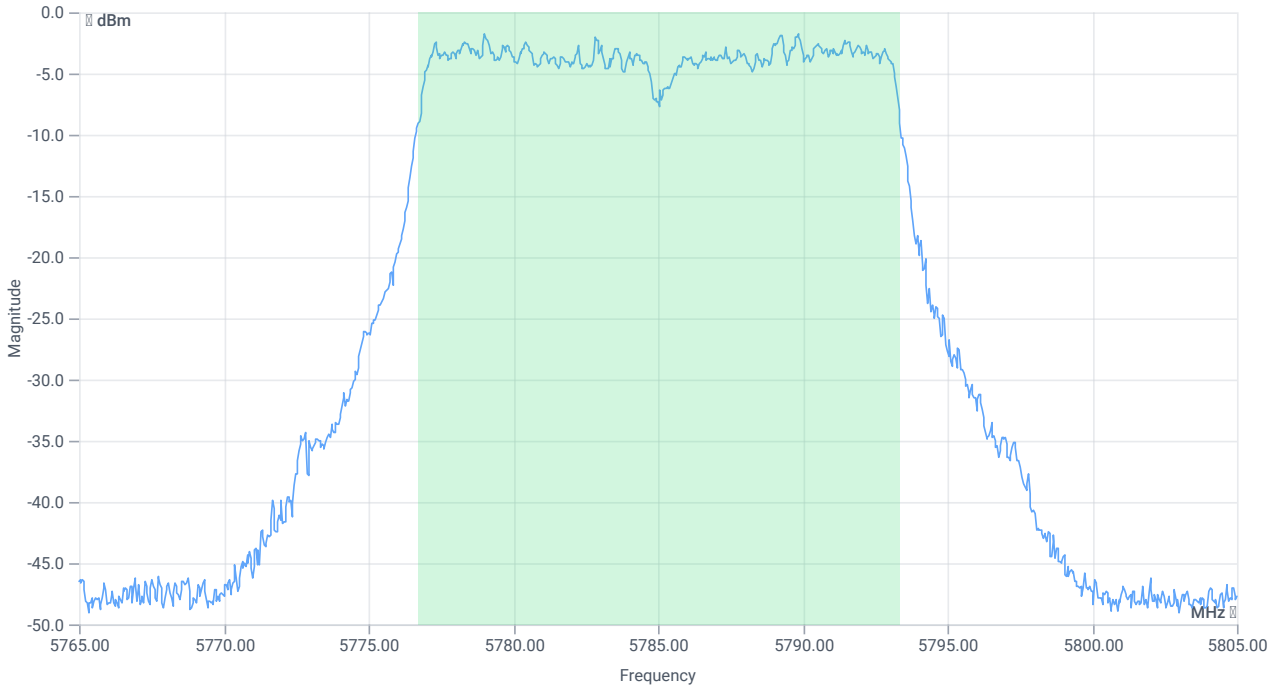

BW 99PCT

RESULT

DESCRIPTION	LOWER LIMIT	UPPER LIMIT	MEASURED	UNIT	VERDICT
Bandwidth 99%	---	---	16.663	MHz	INFO
T1 99%	---	---	5776.6883	MHz	INFO
T2 99%	---	---	5793.3516	MHz	INFO

Maximum Output Power

Antenna gain

Considered antenna gain [dBi]:	5.8 @ 5785 MHz

READ SA SETTINGS:

RefLevel [dBm] | RefLevelOffset [dB] | InpAtt [dB]	14.51 | 12.82 | 20
Start [MHz] | Stop [MHz]	5765.000 | 5805.000
RBW [MHz] | VBW [MHz]	1.000000 | 3.000000
Detector | TraceMode	RMS | MAXH
Sweep: time [ms] | count | points per Section | type	59600 | 1 | 161 | SWE

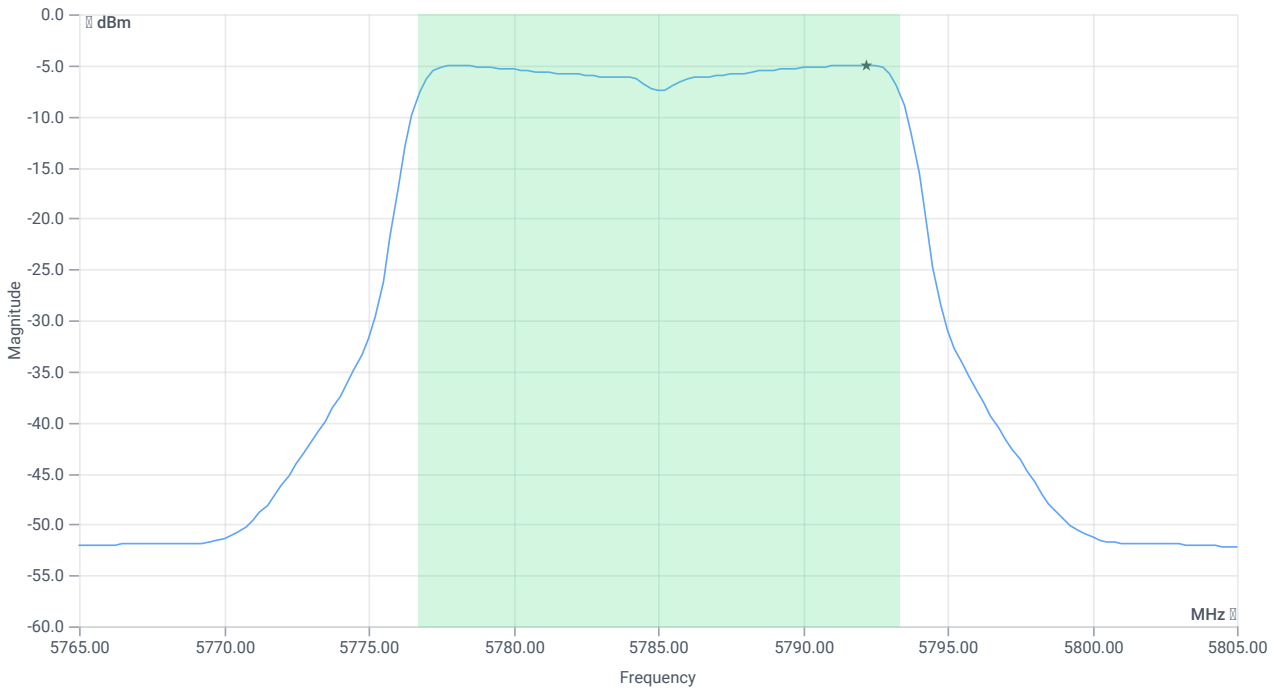

Max OP and PSD (without antenna gain)

RESULT

DESCRIPTION	LOWER LIMIT	UPPER LIMIT	MEASURED	UNIT	VERDICT
Max output power cond	---	---	6.22	dBm	INFO
Duty cycle correction	---	---	0	dB	INFO
LIMIT absolute cond					
Max output power DC corrected cond	---	30	6.22	dBm	PASS
Antenna gain applied			5.8	dBi	INFO
LIMIT absolute eirp (RSS-247 §6.2.4)					
Max output power DC corrected eirp	---	36	12.02	dBm	PASS

READ SA SETTINGS:

RefLevel [dBm] | RefLevelOffset [dB] | InpAtt [dB]	14.51 | 12.82 | 20
Start [MHz] | Stop [MHz]	5765.000 | 5805.000
RBW [MHz] | VBW [MHz]	0.500000 | 3.000000
Detector | TraceMode	RMS | MAXH
Sweep: time [ms] | count | points per Section | type	59600 | 1 | 161 | SWE

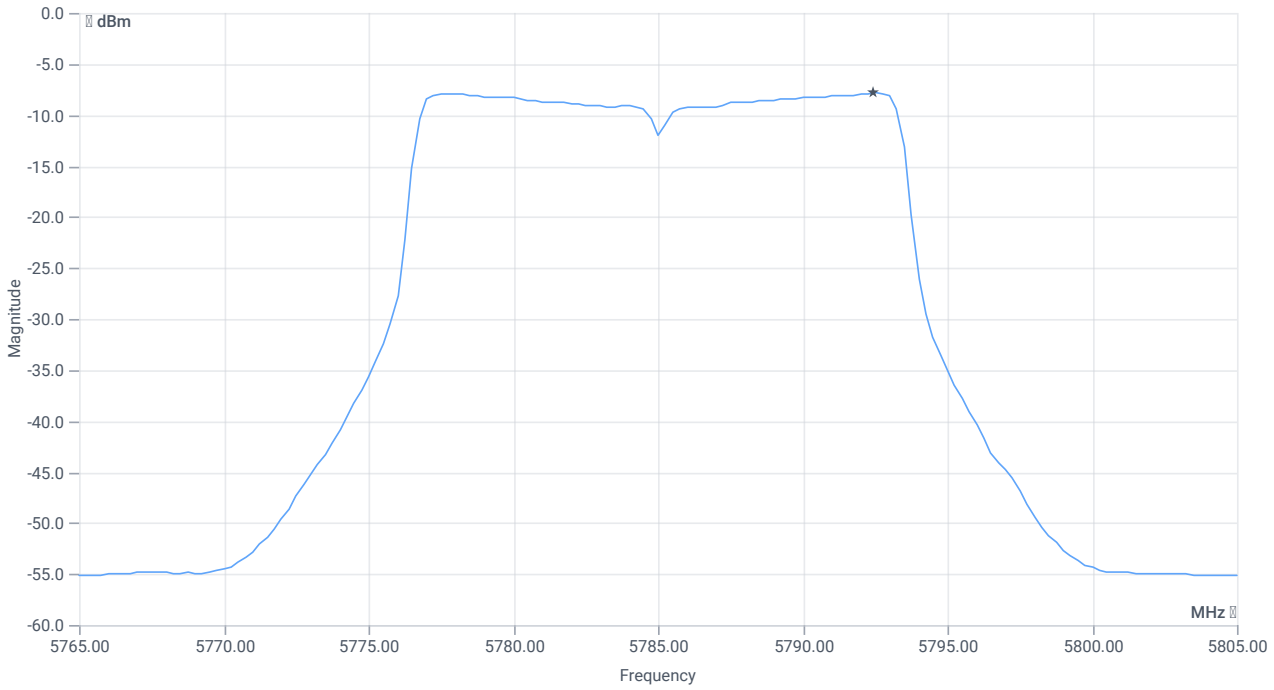

PSD UNII-3

RESULT

DESCRIPTION	LOWER LIMIT	UPPER LIMIT	MEASURED	UNIT	VERDICT
Power spectral density cond	---		-7.83	dBm/0.5MHz	INFO
Power spectral density DC corrected cond	---	30	-7.83	dBm/0.5MHz	PASS

Verdict
PASS

FCC 15.407 # Max output power and psd ~ WLAN5Gx a mode U-NII-3

References

TC start	01.06.2026 12:57:45
Ambit temp (test rack) [°C] | humidity [rel%]	22.6 | 46
System version	6.0.7.5
Standard | Version	FCC 15.407 | NI
Method	KDB789033 D02, F., E.2.e.
Description	FCC 15.407 Max Output Power & PSD - WLAN5Gx a mode U-NII-3
Information	U-NII-3_OFDM_a-mode_20Mhz_ANT2_PS10 avg

EUT Common Settings WLAN5Gx

Number of antenna ports	2
User Interaction	No
Device class U-NII-1 (FCC)	Client
Limit W52 japan	Standard
TPC supported	No
Vehicle use (ISED)	No

Equipment

Signal analyzer,Rohde&Schwarz,FSV-40,1307.9002K40/101042,3.71
Switch matrix,cetecom advanced GmbH,USM,B002,1.0.0

Test Parameter

Technology to test	WLAN5Gx a mode
EUT port	EUT2
Temperature	nom
Voltage	nom
Frequency low to test	False | Freq [MHz] 5745
Frequency mid to test	True | Freq [MHz] 5785
Frequency high to test	False | Freq [MHz] 5825
Auto control enabled power supply | Climatic Box	No | No
Additional path loss [dB]	0
Full path type	EUT_SA_GEN_SIG
Full path name	EUT2.MP.SIG1/EUT2.SA/EUT2.GEN1/EUT2.GEN2/
Switch bits	00100010:00010001:00000000:00000001

Test at TX 5785 MHz

RESULT: Reference power cond.

DESCRIPTION	LOWER LIMIT	UPPER LIMIT	MEASURED	UNIT	VERDICT
Ref. power 1MHz/1MHz cond.	---	---	2.66	dBm	INFO
Ref. frequency	---	---	5790.590	MHz	INFO

Evaluation max. duty cycle

Duty cycle evaluation

DESCRIPTION	LOWER LIMIT	UPPER LIMIT	MEASURED	UNIT	VERDICT
Duty cycle min	---	---	0	dB	DC > 98% defined

Evaluation bandwidth

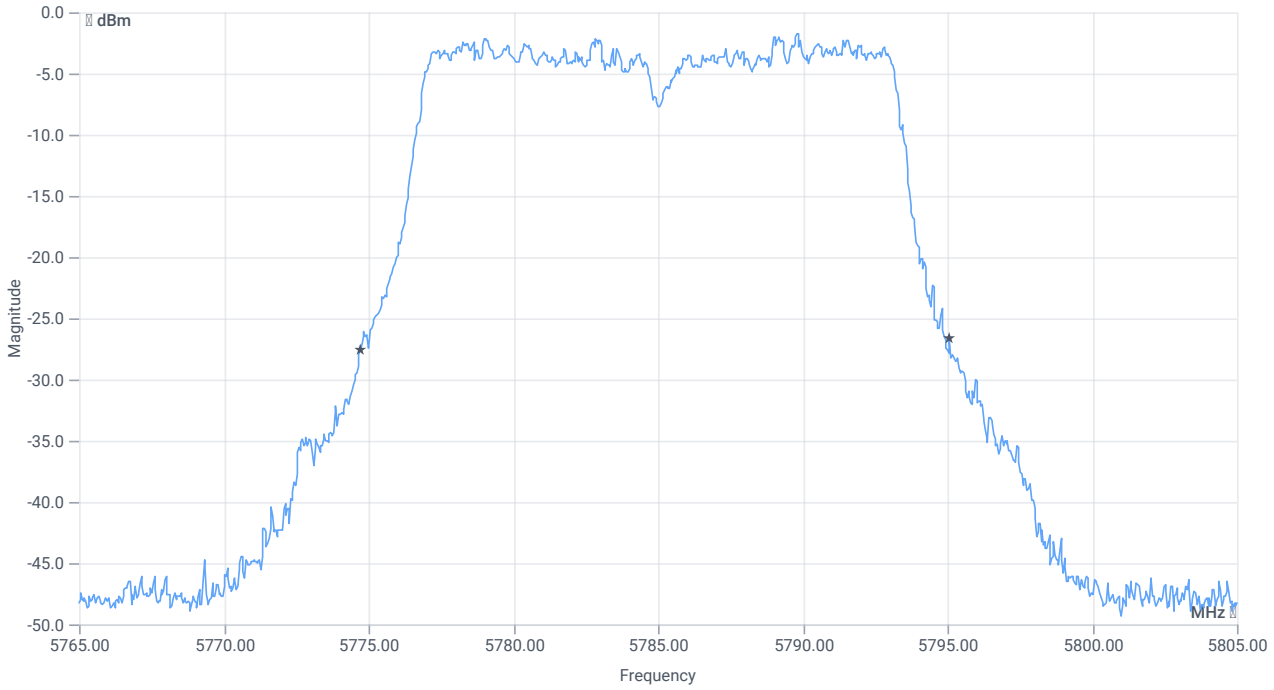

BW 26dB

RESULT

DESCRIPTION	LOWER LIMIT	UPPER LIMIT	MEASURED	UNIT	VERDICT
Bandwidth 26dB	---	---	20.36	MHz	INFO
T1 26dB	---	---	5774.7200	MHz	INFO
T2 26dB	---	---	5795.0800	MHz	INFO

Maximum Output Power

READ SA SETTINGS:

RefLevel [dBm] | RefLevelOffset [dB] | InpAtt [dB]	14.66 | 12.82 | 20
Start [MHz] | Stop [MHz]	5765.000 | 5805.000
RBW [MHz] | VBW [MHz]	1.000000 | 3.000000
Detector | TraceMode	RMS | MAXH
Sweep: time [ms] | count | points per Section | type	59600 | 1 | 161 | SWE

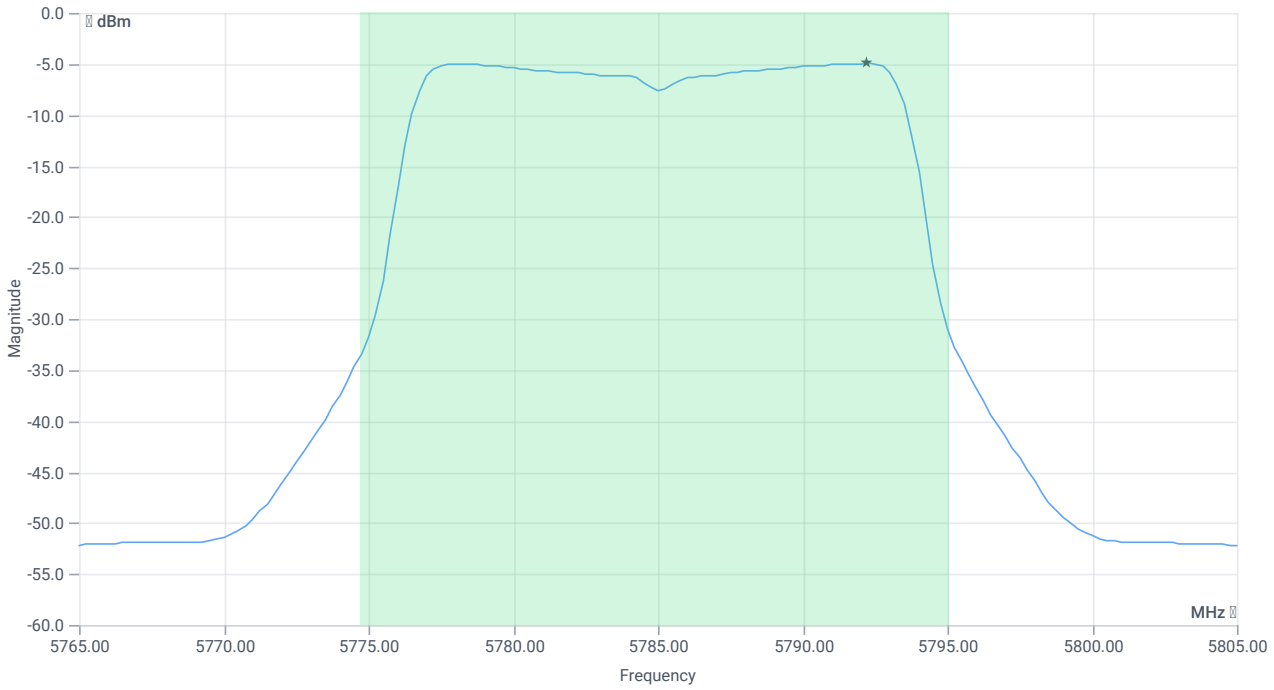

Max OP and PSD

RESULT

CONDUCTED LIMITS FOR MAX ANTENNA GAIN OF 6 D BI					
Description	Lower Limit	Upper Limit	Measured	Unit	Verdict
Max output power cond	---	---	6.33	dBm	INFO
Duty cycle correction	---	---	0	dB	INFO
LIMIT absolute:					
Max output power DC corrected cond	---	30	6.33	dBm	PASS
LIMIT: 11 dBm + 10 log 20.36					
Max output power DC corrected cond	---	24.09	6.33	dBm	na

Power Spectral Density U-NII-3

READ SA SETTINGS:

RefLevel [dBm] | RefLevelOffset [dB] | InpAtt [dB]	14.66 | 12.82 | 20

READ SA SETTINGS:

Start [MHz] | Stop [MHz]	5765.000 | 5805.000
RBW [MHz] | VBW [MHz]	0.500000 | 3.000000
Detector | TraceMode	RMS | MAXH
Sweep: time [ms] | count | points per Section | type	59600 | 1 | 161 | SWE

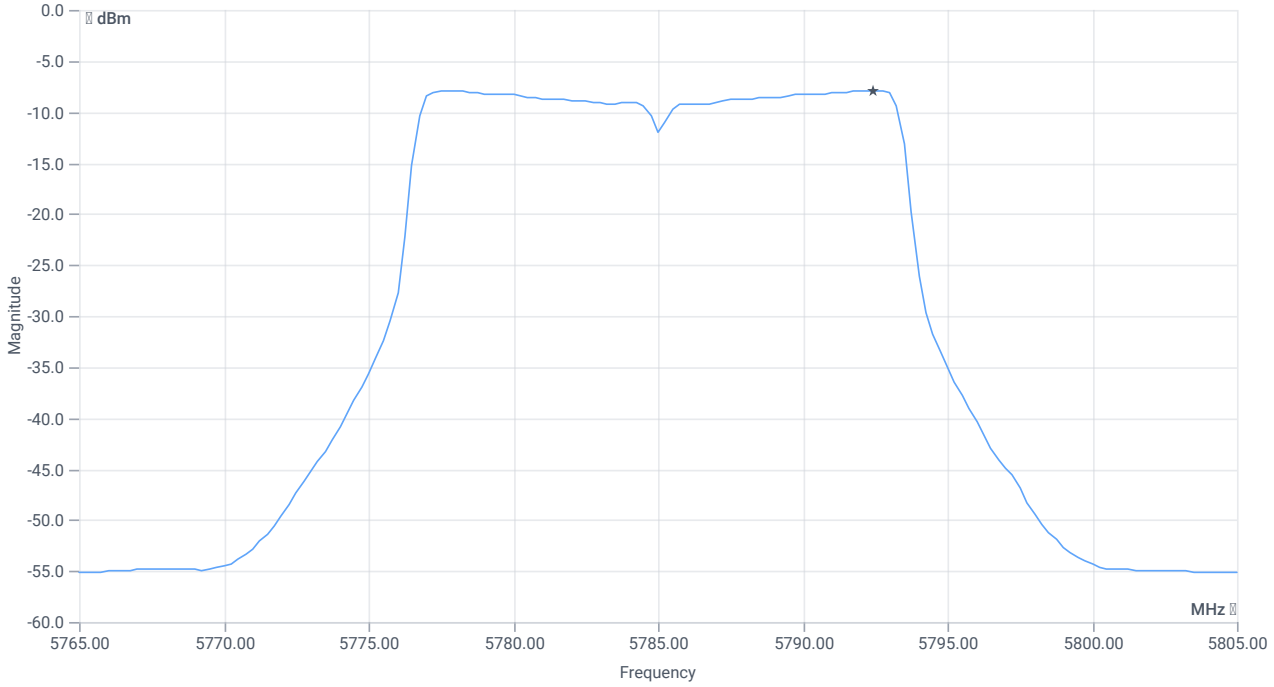

PSD UNII-3

RESULT

CONDUCTED LIMITS FOR MAX ANTENNA GAIN OF 6 D BI					
Description	Lower Limit	Upper Limit	Measured	Unit	Verdict
Power spectral density cond	---	---	-7.87	dBm/0.5MHz	INFO
Duty cycle correction	---	---	0	dB	INFO
Power spectral density DC corrected cond	---	30	-7.87	dBm/0.5MHz	PASS

Verdict
PASS

NA # Peak output power 3MHz/3MHz ~ WLAN5Gx a mode U-NII-3

References

TC start	01.06.2026 12:57:18
Ambit temp (test rack) [°C] | humidity [rel%]	22.6 | 46
System version	6.0.7.5
Standard | Version	NA | NI
Method	
Description	Peak OP 3MHz/3MHz - WLAN5Gx a mode U-NII-3
Information	U-NII-3_OFDM_a-mode_20Mhz_ANT2_PS10 avg

EUT Common Settings WLAN5Gx

Number of antenna ports	2
User Interaction	No
Device class U-NII-1 (FCC)	Client
Limit W52 japan	Standard
TPC supported	No
Vehicle use (ISED)	No

Equipment

Signal analyzer,Rohde&Schwarz,FSV-40,1307.9002K40/101042,3.71
Switch matrix,cetecom advanced GmbH,USM,B002,1.0.0

Test Parameter

Technology to test	WLAN5Gx a mode
EUT port	EUT2
Temperature	nom
Voltage	nom
Frequency low to test	False | Freq [MHz] 5745
Frequency mid to test	True | Freq [MHz] 5785
Frequency high to test	False | Freq [MHz] 5825
Auto control enabled power supply | Climatic Box	No | No
Additional path loss [dB]	0
Full path type	EUT_SA_GEN_SIG
Full path name	EUT2.MP.SIG1/EUT2.SA/EUT2.GEN1/EUT2.GEN2/
Switch bits	00100010:00010001:00000000:00000001

Test at TX 5785 MHz

RESULT: Reference power cond.

DESCRIPTION	LOWER LIMIT	UPPER LIMIT	MEASURED	UNIT	VERDICT
Ref. power 1MHz/1MHz cond.	---	---	3.03	dBm	INFO
Ref. frequency	---	---	5777.610	MHz	INFO

READ SA SETTINGS:

RefLevel [dBm] | RefLevelOffset [dB] | InpAtt [dB]	15.03 | 12.82 | 20
Start [MHz] | Stop [MHz]	5760.000 | 5810.000
RBW [MHz] | VBW [MHz]	3.000000 | 3.000000
Detector | TraceMode	POS | MAXH
Sweep: time [ms] | count | points per Section | type	300 | 20 | 1001 | SWE

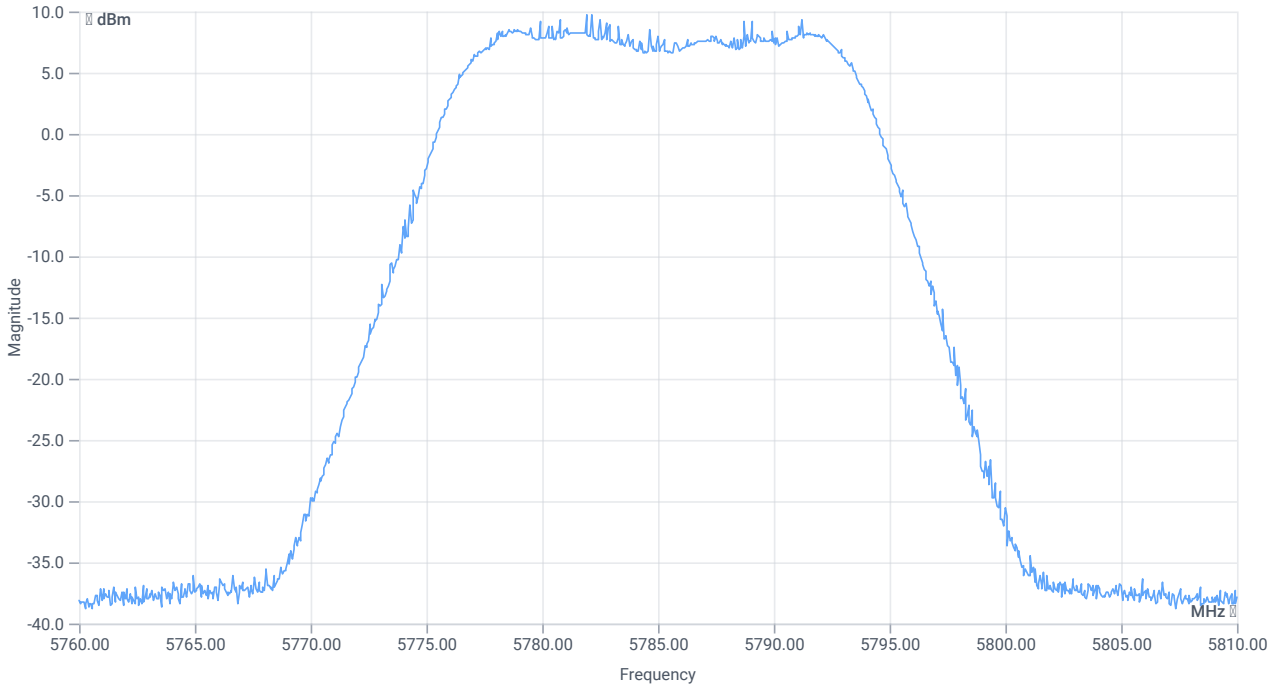

Peak output power

RESULT

DESCRIPTION	LOWER LIMIT	UPPER LIMIT	MEASURED	UNIT	VERDICT
Peak Power	---	---	9.79	dBm	INFO
Peak Power	---	---	9.527962	mW	INFO
Frequency at Peak	---	---	5781.903	MHz	INFO

Verdict
PASS

NA # Message with SA scan ~

References

TC start	01.06.2026 12:56:45
Ambit temp (test rack) [°C] | humidity [rel%]	22.6 | 46
System version	6.0.7.5
Standard | Version	NA | NI
Method	
Description	Message with SA Scan a_mode_U_NII_3
Information	U-NII-3_OFDM_a-mode_20Mhz_ANT2_PS10 avg

Equipment

Signal analyzer,Rohde&Schwarz,FSV-40,1307.9002K40/101042,3.71
Switch matrix,cetecom advanced GmbH,USM,B002,1.0.0

Test Parameter

Full path type	EUT_SA_GEN_SIG
Full path name	EUT2.MP.SIG1/EUT2.SA/EUT2.GEN1/EUT2.GEN2/
Switch bits	00100010:00010001:00000000:00000001
Message start	01.06.2026 12:56:47
Message	set WLAN5Gx to a_mode_U_NII_3, Frequency [MHz] 5785 , Information: U-NII-3_OFDM_a-mode_20Mhz_ANT2_PS10 avg

Verdict
INFO

FCC 15.407, ISED RSS247 # Emission mask (eirp) ~ WLAN5Gx a mode U-NII-3

References

TC start	01.06.2026 12:56:05
Ambit temp (test rack) [°C] | humidity [rel%]	22.7 | 46
System version	6.0.7.5
Standard | Version	FCC 15.407, ISED RSS247 | NI
Method	NI
Description	FCC 15.407 Emission mask - WLAN5Gx a mode U-NII-3
Information	U-NII-3_OFDM_a-mode_20Mhz_ANT2_PS10 avg

EUT Common Settings WLAN5Gx

Number of antenna ports	2
User Interaction	No
Device class U-NII-1 (FCC)	Client
Limit W52 japan	Standard
TPC supported	No
Vehicle use (ISED)	No

Equipment

Signal analyzer,Rohde&Schwarz,FSV-40,1307.9002K40/101042,3.71
Switch matrix,cetecom advanced GmbH,USM,B002,1.0.0

Test Parameter

Technology to test	WLAN5Gx a mode
EUT port	EUT2
Temperature	nom
Voltage	nom
Frequency low to test	True | Freq [MHz] 5745
Frequency mid to test	False | Freq [MHz] 5785
Frequency high to test	False | Freq [MHz] 5825
Auto control enabled power supply | Climatic Box	No | No
Additional path loss [dB]	0
Full path type	EUT_SA_GEN_SIG
Full path name	EUT2.MP.SIG1/EUT2.SA/EUT2.GEN1/EUT2.GEN2/
Switch bits	00100010:00010001:00000000:00000001

Test at TX 5745 MHz

Number of antenna ports: 2

reduction of limit due to number of antenna ports [dB]: 3

RESULT: Reference power cond.

DESCRIPTION	LOWER LIMIT	UPPER LIMIT	MEASURED	UNIT	VERDICT
Ref. power 1MHz/1MHz cond.	---	---	3.21	dBm	INFO
Ref. frequency	---	---	5742.200	MHz	INFO

Antenna gain

Considered antenna gain [dBi]:	6.06 / max found in range 5625 to 5950 MHz

READ SA SETTINGS:

RefLevel [dBm] | RefLevelOffset [dB] | InpAtt [dB]	6.21 | 12.69 | 10
Start [MHz] | Stop [MHz]	5625.000 | 5950.000
RBW [MHz] | VBW [MHz]	1.000000 | 3.000000
Detector | TraceMode	POS | MAXH
Sweep: time [ms] | count | points per Section | type	1 | 2500 | 1001 | SWE

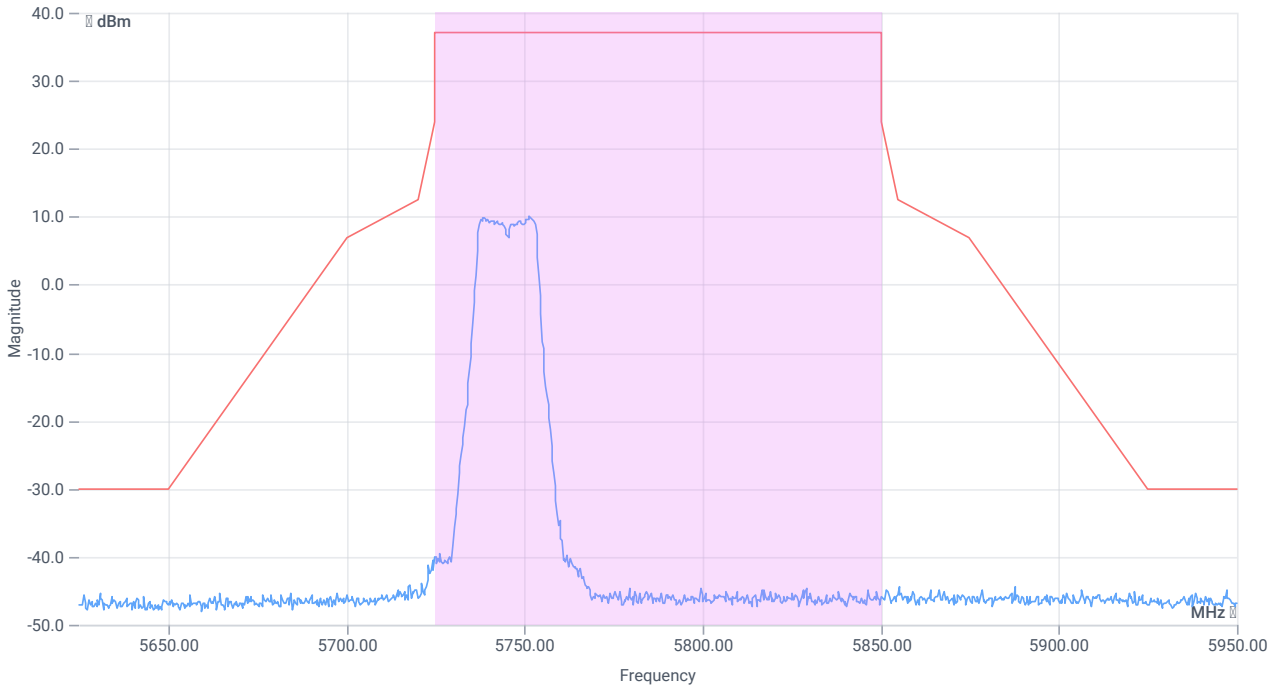

Emission Mask (e.i.r.p)

RESULT

DESCRIPTION	LOWER LIMIT	UPPER LIMIT	MEASURED	UNIT	VERDICT

Verdict
PASS

FCC 15.407, ISED RSS247 # Minimum emission bandwidth ~ WLAN5Gx a mode U-NII-3

References

TC start	01.06.2026 12:55:21
Ambit temp (test rack) [°C] | humidity [rel%]	22.6 | 46
System version	6.0.7.5
Standard | Version	FCC 15.407, ISED RSS247 | NI
Method	KDB789033 D02, C.2.
Description	FCC 15.407 Min Emission Bandwidth - WLAN5Gx a mode U-NII-3
Information	U-NII-3_OFDM_a-mode_20Mhz_ANT2_PS10 avg

EUT Common Settings WLAN5Gx

Number of antenna ports	2
User Interaction	No
Device class U-NII-1 (FCC)	Client
Limit W52 japan	Standard
TPC supported	No
Vehicle use (ISED)	No

Equipment

Signal analyzer,Rohde&Schwarz,FSV-40,1307.9002K40/101042,3.71
Switch matrix,cetecom advanced GmbH,USM,B002,1.0.0

Test Parameter

Technology to test	WLAN5Gx a mode
EUT port	EUT2
Temperature	nom
Voltage	nom
Frequency low to test	True | Freq [MHz] 5745
Frequency mid to test	False | Freq [MHz] 5785
Frequency high to test	False | Freq [MHz] 5825
Auto control enabled power supply | Climatic Box	No | No
Additional path loss [dB]	0
Full path type	EUT_SA_GEN_SIG
Full path name	EUT2.MP.SIG1/EUT2.SA/EUT2.GEN1/EUT2.GEN2/
Switch bits	00100010:00010001:00000000:00000001

Test at TX 5745 MHz

RESULT: Reference power cond.

DESCRIPTION	LOWER LIMIT	UPPER LIMIT	MEASURED	UNIT	VERDICT
Ref. power 1MHz/1MHz cond.	---	---	4.87	dBm	INFO
Ref. frequency	---	---	5750.390	MHz	INFO

READ SA SETTINGS:

RefLevel [dBm] | RefLevelOffset [dB] | InpAtt [dB]	16.87 | 12.69 | 20
Start [MHz] | Stop [MHz]	5720.000 | 5770.000
RBW [MHz] | VBW [MHz]	0.100000 | 0.300000
Detector | TraceMode	POS | MAXH
Sweep: time [ms] | count | points per Section | type	2 | 1500 | 1001 | SWE

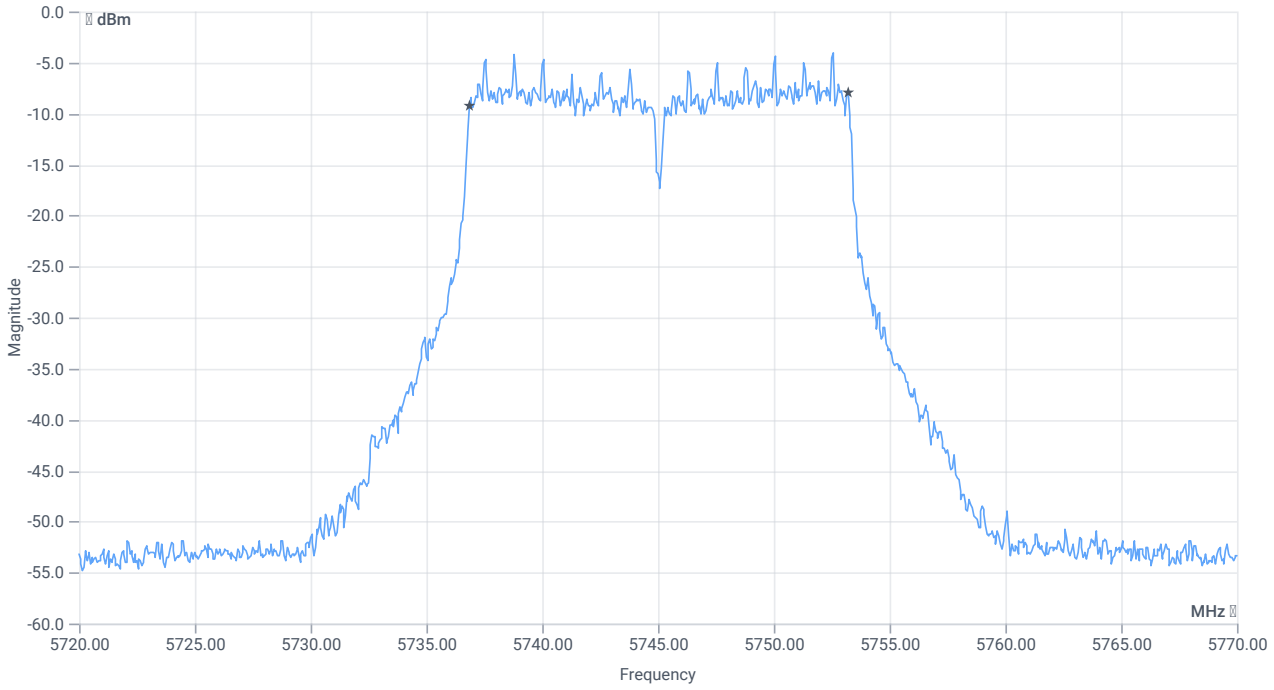

BW 6dB

RESULT

DESCRIPTION	LOWER LIMIT	UPPER LIMIT	MEASURED	UNIT	VERDICT
Bandwidth (6dB)	0.500	---	16.35	MHz	PASS

Verdict
PASS

FCC 15.407, ISED RSS247 # Bandwidths 99PCT and 26dB (UNII-3 20dB) ~ WLAN5Gx a mode U-NII-3

References

TC start	01.06.2026 12:54:49
Ambit temp (test rack) [°C] | humidity [rel%]	22.7 | 46
System version	6.0.7.5
Standard | Version	FCC 15.407, ISED RSS247 | NI
Method	26dB Bandwidth KDB789033 D02, C.1 / ISED RSS-GEN
Description	FCC 15.407 Bandwidths - WLAN5Gx a mode U-NII-3
Information	U-NII-3_OFDM_a-mode_20Mhz_ANT2_PS10 avg

EUT Common Settings WLAN5Gx

Number of antenna ports	2
User Interaction	No
Device class U-NII-1 (FCC)	Client
Limit W52 japan	Standard
TPC supported	No
Vehicle use (ISED)	No

Equipment

Signal analyzer,Rohde&Schwarz,FSV-40,1307.9002K40/101042,3.71
Switch matrix,cetecom advanced GmbH,USM,B002,1.0.0

Test Parameter

Technology to test	WLAN5Gx a mode
EUT port	EUT2
Temperature	nom
Voltage	nom
Frequency low to test	True | Freq [MHz] 5745
Frequency mid to test	False | Freq [MHz] 5785
Frequency high to test	False | Freq [MHz] 5825
Auto control enabled power supply | Climatic Box	No | No
Additional path loss [dB]	0
Full path type	EUT_SA_GEN_SIG
Full path name	EUT2.MP.SIG1/EUT2.SA/EUT2.GEN1/EUT2.GEN2/
Switch bits	00100010:00010001:00000000:00000001

Test at TX 5745 MHz

RESULT: Reference power cond.

DESCRIPTION	LOWER LIMIT	UPPER LIMIT	MEASURED	UNIT	VERDICT
Ref. power 1MHz/1MHz cond.	---	---	3.57	dBm	INFO
Ref. frequency	---	---	5739.010	MHz	INFO

READ SA SETTINGS:

RefLevel [dBm] | RefLevelOffset [dB] | InpAtt [dB]	11.57 | 12.69 | 15
Start [MHz] | Stop [MHz]	5720.000 | 5770.000
RBW [MHz] | VBW [MHz]	0.300000 | 1.000000
Detector | TraceMode	POS | MAXH
Sweep: time [ms] | count | points per Section | type	1 | 2500 | 1001 | SWE

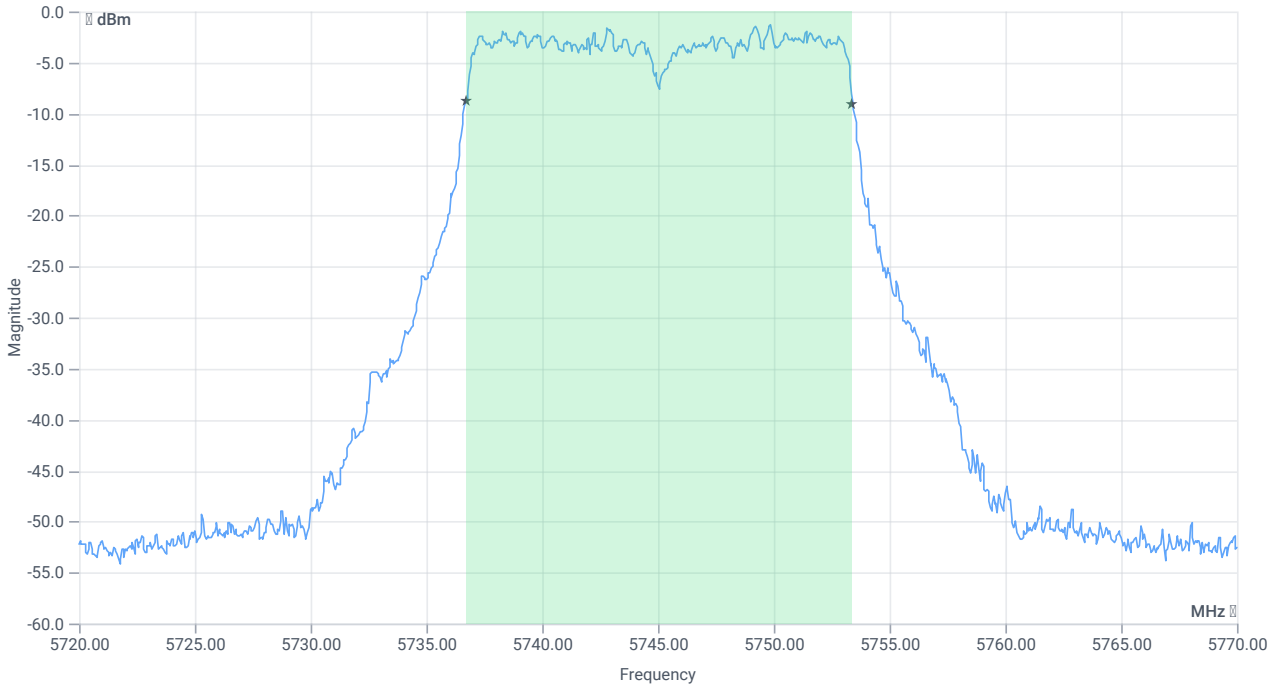

BW 99PCT

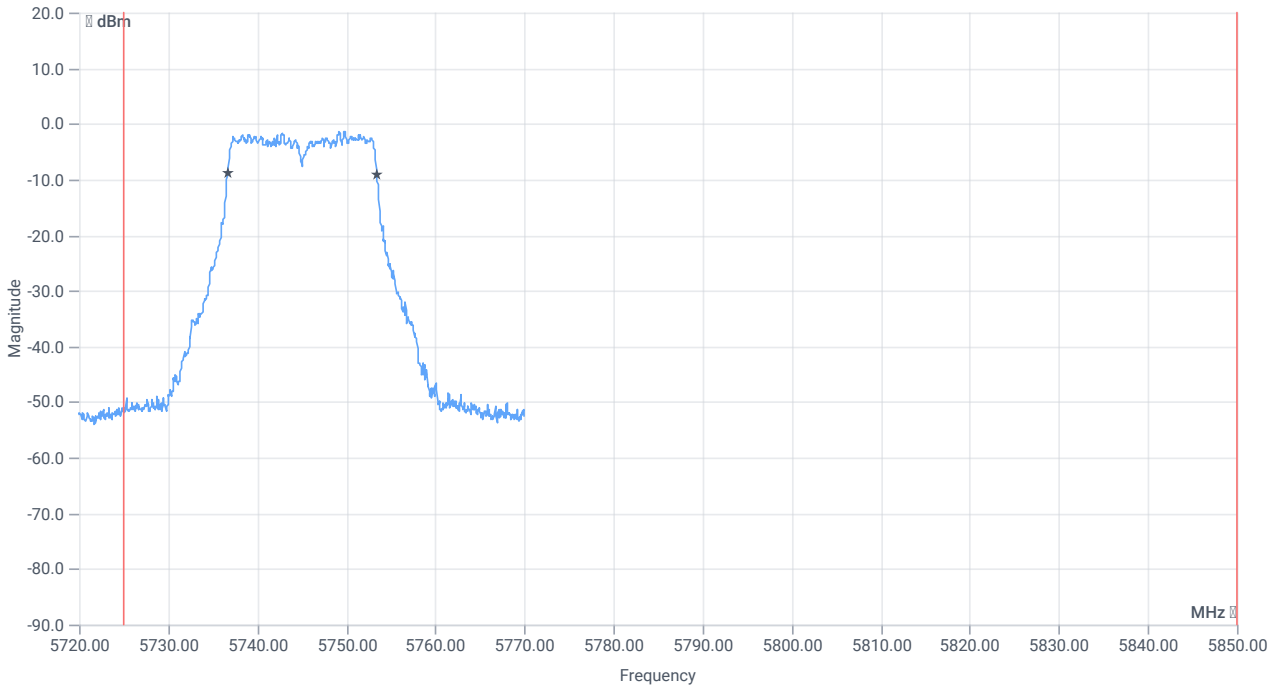

BW within band 99PCT

RESULT

DESCRIPTION	LOWER LIMIT	UPPER LIMIT	MEASURED	UNIT	VERDICT
Bandwidth 99%	---	---	16.683	MHz	INFO
T1 99%	5725.000000	---	5736.7083	MHz	PASS
T2 99%	---	5850.000000	5753.3916	MHz	PASS since U-NII-4 is supported

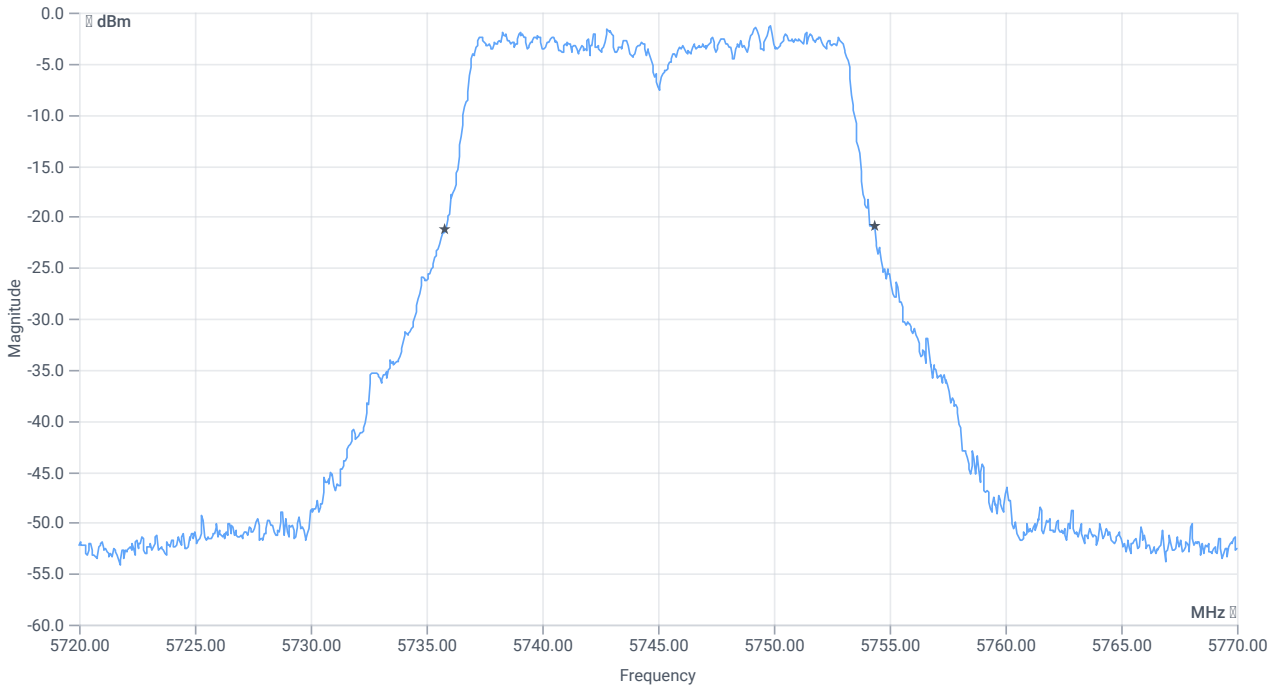

BW 20dB

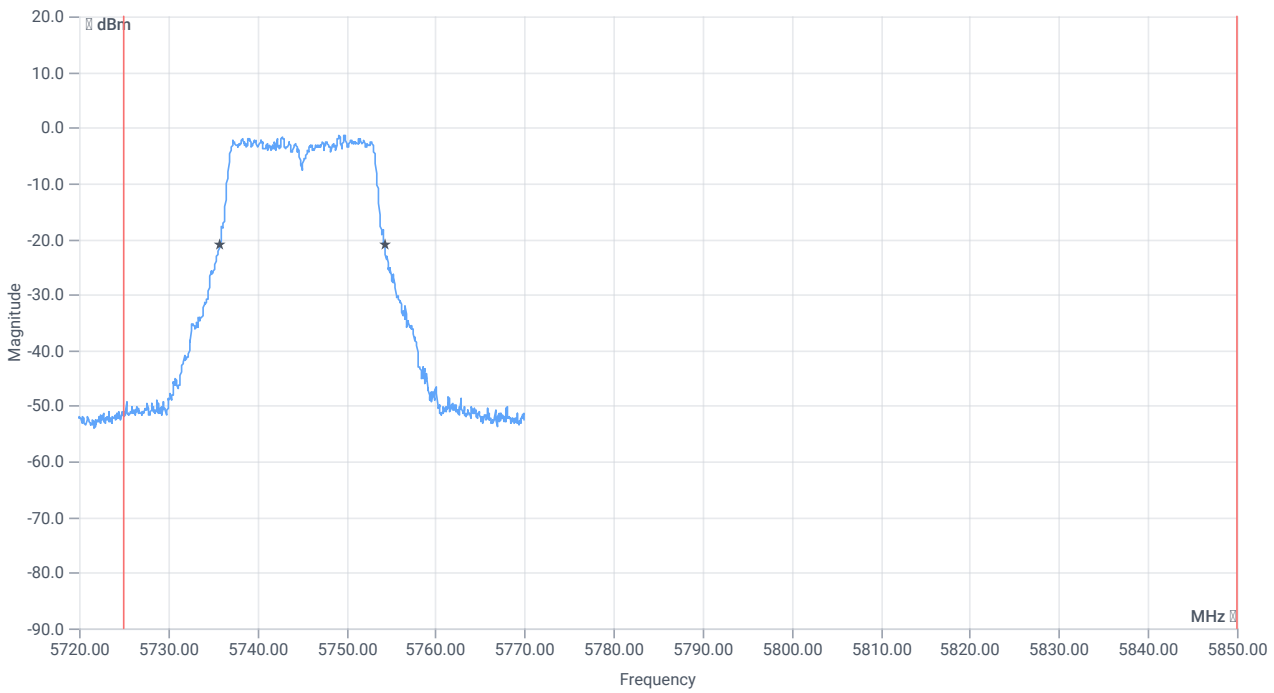

BW within band 20dB

RESULT

DESCRIPTION	LOWER LIMIT	UPPER LIMIT	MEASURED	UNIT	VERDICT
Bandwidth 20dB	---	---	18.55	MHz	INFO
T1 20dB	5725.000000	---	5735.8000	MHz	PASS

RESULT

DESCRIPTION	LOWER LIMIT	UPPER LIMIT	MEASURED	UNIT	VERDICT
T2 20dB	---	5850.000000	5754.3500	MHz	PASS since U-NII-4 is supported

Verdict
PASS

ISED RSS247 # Max output power and psd ~ WLAN5Gx a mode U-NII-3

References

TC start	01.06.2026 12:52:10
Ambit temp (test rack) [°C] | humidity [rel%]	22.6 | 46
System version	6.0.7.5
Standard | Version	ISED RSS247 | NI
Method	
Description	ISED Max Output Power & PSD - WLAN5Gx a mode U-NII-3
Information	U-NII-3_OFDM_a-mode_20Mhz_ANT2_PS10 avg

EUT Common Settings WLAN5Gx

Number of antenna ports	2
User Interaction	No
Device class U-NII-1 (FCC)	Client
Limit W52 japan	Standard
TPC supported	No
Vehicle use (ISED)	No

Equipment

Signal analyzer,Rohde&Schwarz,FSV-40,1307.9002K40/101042,3.71
Switch matrix,cetecom advanced GmbH,USM,B002,1.0.0

Test Parameter

Technology to test	WLAN5Gx a mode
EUT port	EUT2
Temperature	nom
Voltage	nom
Frequency low to test	True | Freq [MHz] 5745
Frequency mid to test	False | Freq [MHz] 5785
Frequency high to test	False | Freq [MHz] 5825
Auto control enabled power supply | Climatic Box	No | No
Additional path loss [dB]	0
Full path type	EUT_SA_GEN_SIG
Full path name	EUT2.MP.SIG1/EUT2.SA/EUT2.GEN1/EUT2.GEN2/
Switch bits	00100010:00010001:00000000:00000001

Test at TX 5745 MHz

RESULT: Reference power cond.

DESCRIPTION	LOWER LIMIT	UPPER LIMIT	MEASURED	UNIT	VERDICT
Ref. power 1MHz/1MHz cond.	---	---	3.26	dBm	INFO
Ref. frequency	---	---	5740.600	MHz	INFO

Evaluation max. duty cycle

Duty cycle evaluation

DESCRIPTION	LOWER LIMIT	UPPER LIMIT	MEASURED	UNIT	VERDICT
Duty cycle min	---	---	0	dB	DC > 98% defined

Evaluation bandwidth

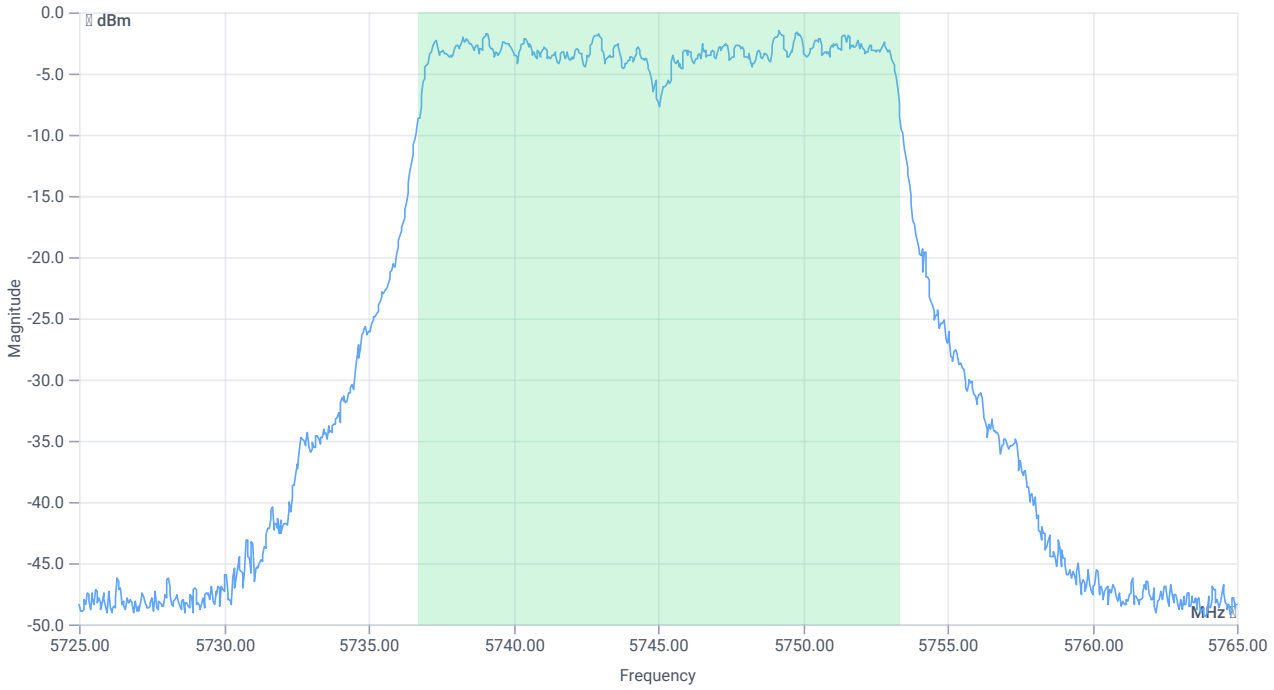

BW 99PCT

RESULT

DESCRIPTION	LOWER LIMIT	UPPER LIMIT	MEASURED	UNIT	VERDICT
Bandwidth 99%	---	---	16.623	MHz	INFO
T1 99%	---	---	5736.7283	MHz	INFO
T2 99%	---	---	5753.3516	MHz	INFO

Maximum Output Power

Antenna gain

Considered antenna gain [dBi]:	5.8 @ 5745 MHz

READ SA SETTINGS:

RefLevel [dBm] | RefLevelOffset [dB] | InpAtt [dB]	15.26 | 12.69 | 20
Start [MHz] | Stop [MHz]	5725.000 | 5765.000
RBW [MHz] | VBW [MHz]	1.000000 | 3.000000
Detector | TraceMode	RMS | MAXH
Sweep: time [ms] | count | points per Section | type	59600 | 1 | 161 | SWE

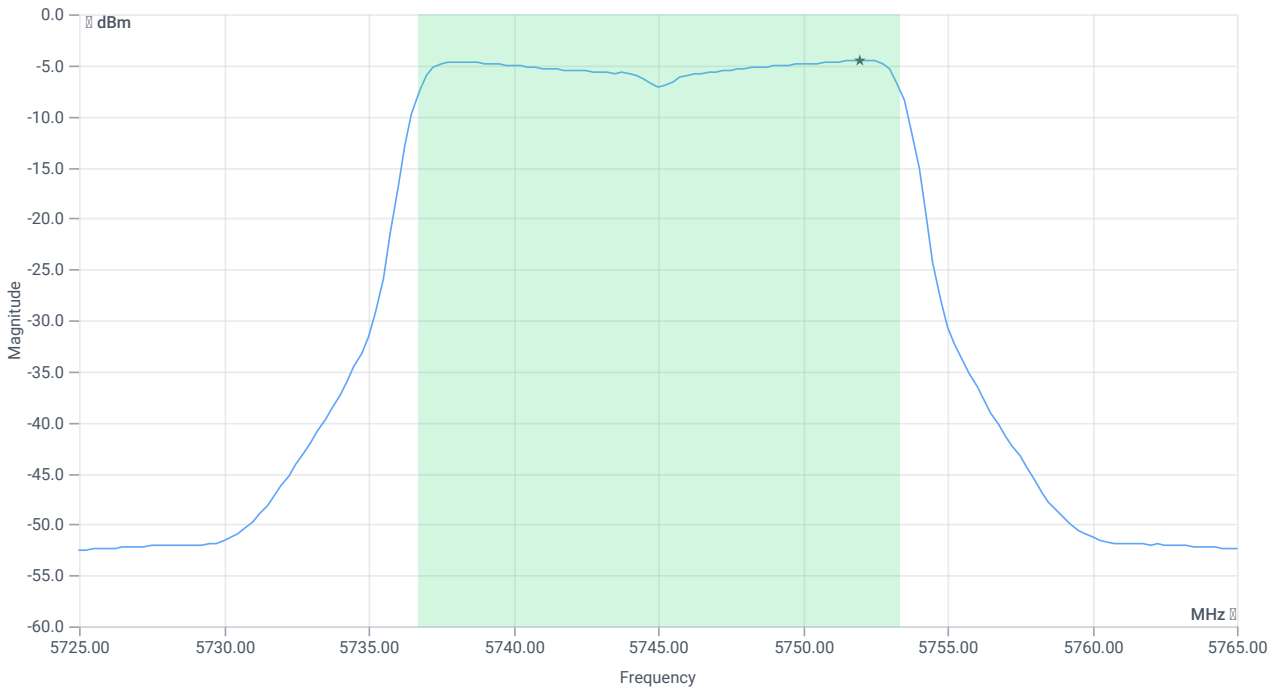

Max OP and PSD (without antenna gain)

RESULT

DESCRIPTION	LOWER LIMIT	UPPER LIMIT	MEASURED	UNIT	VERDICT
Max output power cond	---	---	6.61	dBm	INFO
Duty cycle correction	---	---	0	dB	INFO
LIMIT absolute cond					
Max output power DC corrected cond	---	30	6.61	dBm	PASS
Antenna gain applied			5.8	dBi	INFO
LIMIT absolute eirp (RSS-247 §6.2.4)					
Max output power DC corrected eirp	---	36	12.41	dBm	PASS

READ SA SETTINGS:

RefLevel [dBm] | RefLevelOffset [dB] | InpAtt [dB]	15.26 | 12.69 | 20
Start [MHz] | Stop [MHz]	5725.000 | 5765.000
RBW [MHz] | VBW [MHz]	0.500000 | 3.000000
Detector | TraceMode	RMS | MAXH
Sweep: time [ms] | count | points per Section | type	59600 | 1 | 161 | SWE

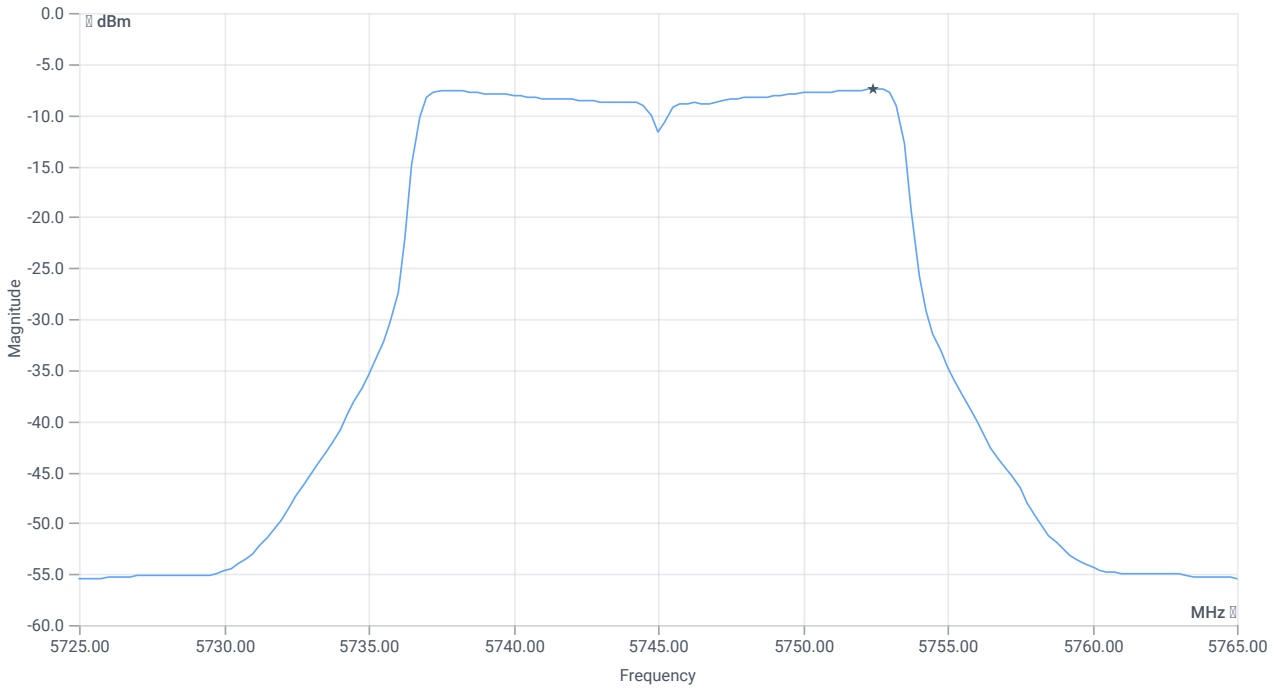

PSD UNII-3

RESULT

DESCRIPTION	LOWER LIMIT	UPPER LIMIT	MEASURED	UNIT	VERDICT
Power spectral density cond	---		-7.48	dBm/0.5MHz	INFO
Power spectral density DC corrected cond	---	30	-7.48	dBm/0.5MHz	PASS

Verdict
PASS

FCC 15.407 # Max output power and psd ~ WLAN5Gx a mode U-NII-3

References

TC start	01.06.2026 12:49:34
Ambit temp (test rack) [°C] | humidity [rel%]	22.7 | 46
System version	6.0.7.5
Standard | Version	FCC 15.407 | NI
Method	KDB789033 D02, F., E.2.e.
Description	FCC 15.407 Max Output Power & PSD - WLAN5Gx a mode U-NII-3
Information	U-NII-3_OFDM_a-mode_20Mhz_ANT2_PS10 avg

EUT Common Settings WLAN5Gx

Number of antenna ports	2
User Interaction	No
Device class U-NII-1 (FCC)	Client
Limit W52 japan	Standard
TPC supported	No
Vehicle use (ISED)	No

Equipment

Signal analyzer,Rohde&Schwarz,FSV-40,1307.9002K40/101042,3.71
Switch matrix,cetecom advanced GmbH,USM,B002,1.0.0

Test Parameter

Technology to test	WLAN5Gx a mode
EUT port	EUT2
Temperature	nom
Voltage	nom
Frequency low to test	True | Freq [MHz] 5745
Frequency mid to test	False | Freq [MHz] 5785
Frequency high to test	False | Freq [MHz] 5825
Auto control enabled power supply | Climatic Box	No | No
Additional path loss [dB]	0
Full path type	EUT_SA_GEN_SIG
Full path name	EUT2.MP.SIG1/EUT2.SA/EUT2.GEN1/EUT2.GEN2/
Switch bits	00100010:00010001:00000000:00000001

Test at TX 5745 MHz

RESULT: Reference power cond.

DESCRIPTION	LOWER LIMIT	UPPER LIMIT	MEASURED	UNIT	VERDICT
Ref. power 1MHz/1MHz cond.	---	---	3.08	dBm	INFO
Ref. frequency	---	---	5742.200	MHz	INFO

Evaluation max. duty cycle

Duty cycle evaluation

DESCRIPTION	LOWER LIMIT	UPPER LIMIT	MEASURED	UNIT	VERDICT
Duty cycle min	---	---	0	dB	DC > 98% defined

Evaluation bandwidth

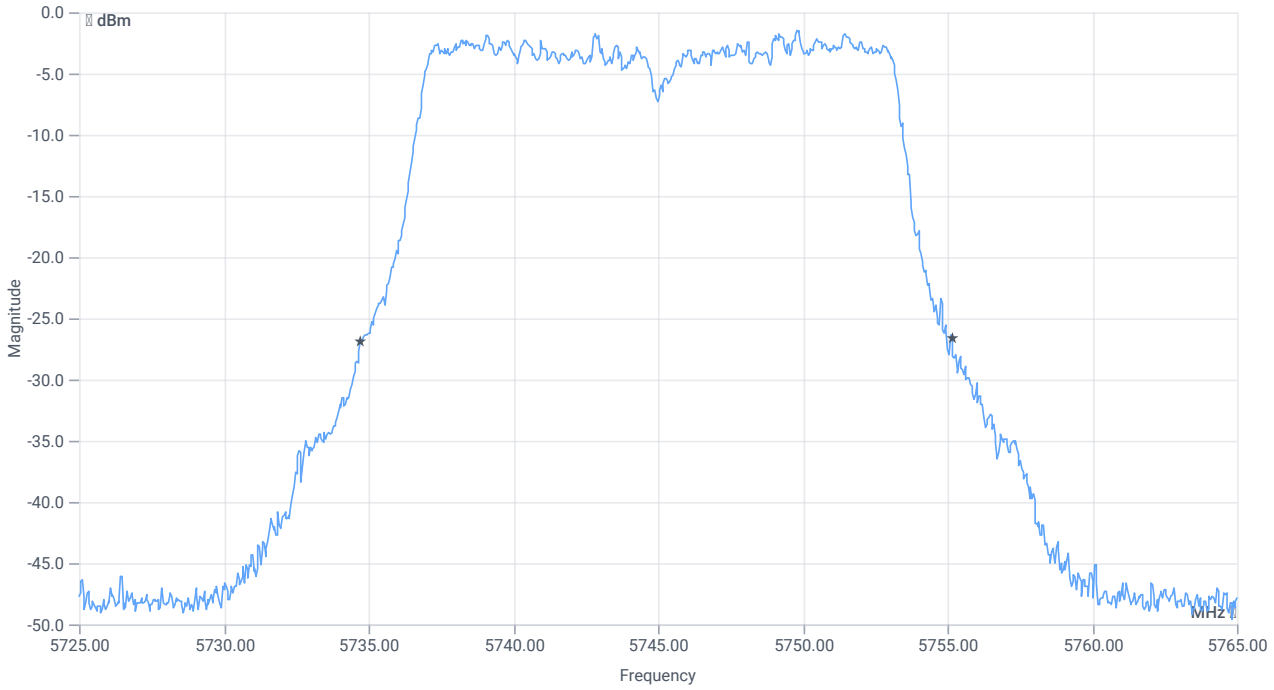

BW 26dB

RESULT

DESCRIPTION	LOWER LIMIT	UPPER LIMIT	MEASURED	UNIT	VERDICT
Bandwidth 26dB	---	---	20.44	MHz	INFO
T1 26dB	---	---	5734.7200	MHz	INFO
T2 26dB	---	---	5755.1600	MHz	INFO

Maximum Output Power

READ SA SETTINGS:

RefLevel [dBm] | RefLevelOffset [dB] | InpAtt [dB]	15.08 | 12.69 | 20
Start [MHz] | Stop [MHz]	5725.000 | 5765.000
RBW [MHz] | VBW [MHz]	1.000000 | 3.000000
Detector | TraceMode	RMS | MAXH
Sweep: time [ms] | count | points per Section | type	59600 | 1 | 161 | SWE

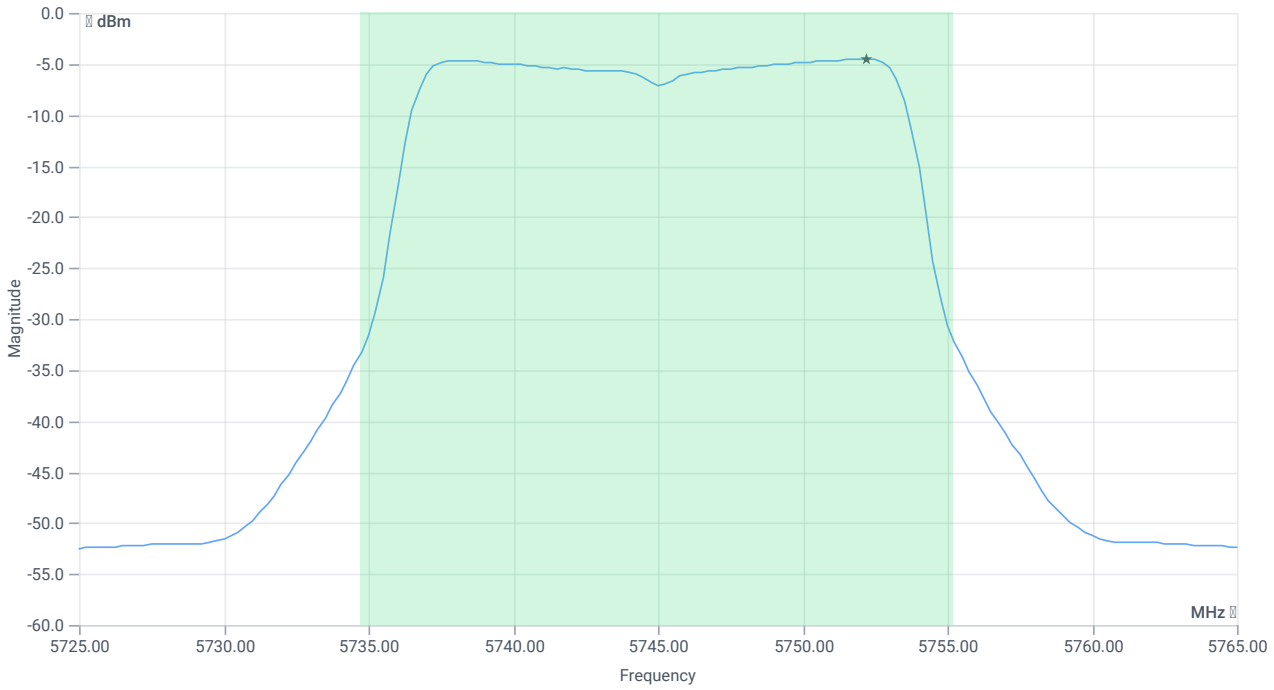

Max OP and PSD

RESULT

CONDUCTED LIMITS FOR MAX ANTENNA GAIN OF 6 D BI					
Description	Lower Limit	Upper Limit	Measured	Unit	Verdict
Max output power cond	---	---	6.71	dBm	INFO
Duty cycle correction	---	---	0	dB	INFO
LIMIT absolute:					
Max output power DC corrected cond	---	30	6.71	dBm	PASS
LIMIT: 11 dBm + 10 log 20.44					
Max output power DC corrected cond	---	24.1	6.71	dBm	na

Power Spectral Density U-NII-3

READ SA SETTINGS:

RefLevel [dBm] | RefLevelOffset [dB] | InpAtt [dB]	15.08 | 12.69 | 20

READ SA SETTINGS:

Start [MHz] | Stop [MHz]	5725.000 | 5765.000
RBW [MHz] | VBW [MHz]	0.500000 | 3.000000
Detector | TraceMode	RMS | MAXH
Sweep: time [ms] | count | points per Section | type	59600 | 1 | 161 | SWE

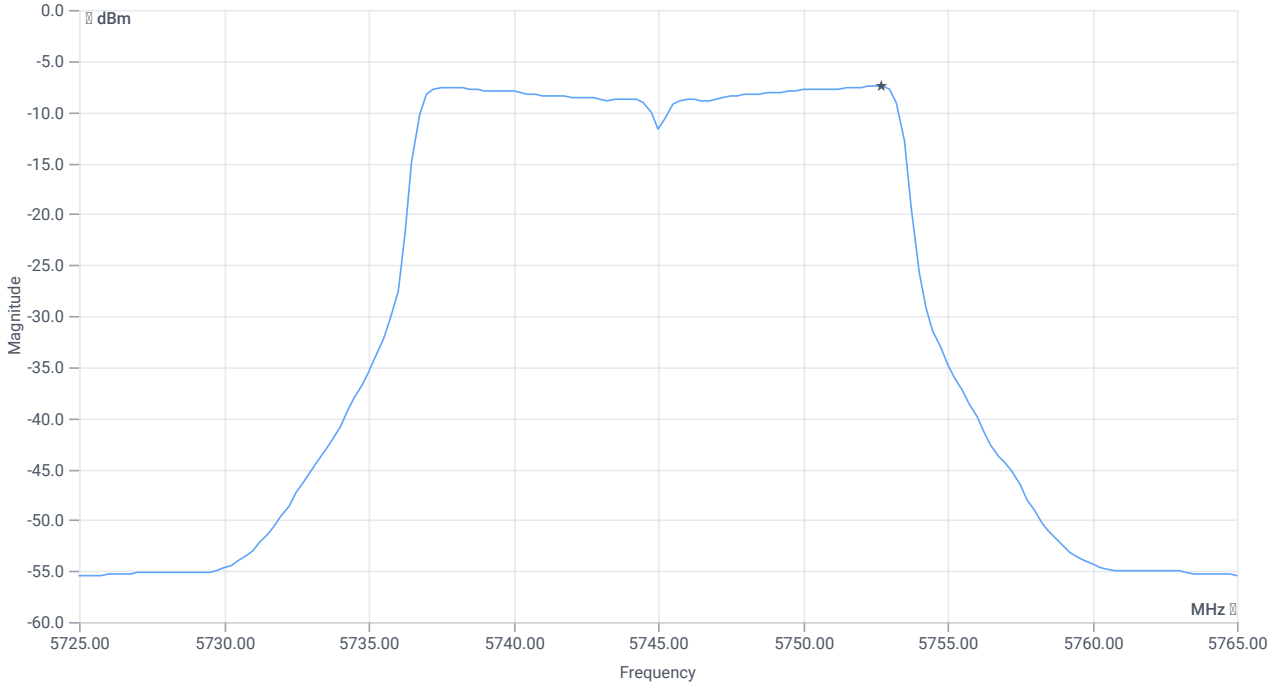

PSD UNII-3

RESULT

CONDUCTED LIMITS FOR MAX ANTENNA GAIN OF 6 D BI					
Description	Lower Limit	Upper Limit	Measured	Unit	Verdict
Power spectral density cond	---	---	-7.48	dBm/0.5MHz	INFO
Duty cycle correction	---	---	0	dB	INFO
Power spectral density DC corrected cond	---	30	-7.48	dBm/0.5MHz	PASS

Verdict
PASS

NA # Peak output power 3MHz/3MHz ~ WLAN5Gx a mode U-NII-3

References

TC start	01.06.2026 12:49:07
Ambit temp (test rack) [°C] | humidity [rel%]	22.6 | 46
System version	6.0.7.5
Standard | Version	NA | NI
Method	
Description	Peak OP 3MHz/3MHz - WLAN5Gx a mode U-NII-3
Information	U-NII-3_OFDM_a-mode_20Mhz_ANT2_PS10 avg

EUT Common Settings WLAN5Gx

Number of antenna ports	2
User Interaction	No
Device class U-NII-1 (FCC)	Client
Limit W52 japan	Standard
TPC supported	No
Vehicle use (ISED)	No

Equipment

Signal analyzer,Rohde&Schwarz,FSV-40,1307.9002K40/101042,3.71
Switch matrix,cetecom advanced GmbH,USM,B002,1.0.0

Test Parameter

Technology to test	WLAN5Gx a mode
EUT port	EUT2
Temperature	nom
Voltage	nom
Frequency low to test	True | Freq [MHz] 5745
Frequency mid to test	False | Freq [MHz] 5785
Frequency high to test	False | Freq [MHz] 5825
Auto control enabled power supply | Climatic Box	No | No
Additional path loss [dB]	0
Full path type	EUT_SA_GEN_SIG
Full path name	EUT2.MP.SIG1/EUT2.SA/EUT2.GEN1/EUT2.GEN2/
Switch bits	00100010:00010001:00000000:00000001

Test at TX 5745 MHz

RESULT: Reference power cond.

DESCRIPTION	LOWER LIMIT	UPPER LIMIT	MEASURED	UNIT	VERDICT
Ref. power 1MHz/1MHz cond.	---	---	3.03	dBm	INFO
Ref. frequency	---	---	5752.390	MHz	INFO

READ SA SETTINGS:

RefLevel [dBm] | RefLevelOffset [dB] | InpAtt [dB]	15.03 | 12.69 | 20
Start [MHz] | Stop [MHz]	5720.000 | 5770.000
RBW [MHz] | VBW [MHz]	3.000000 | 3.000000
Detector | TraceMode	POS | MAXH
Sweep: time [ms] | count | points per Section | type	300 | 20 | 1001 | SWE

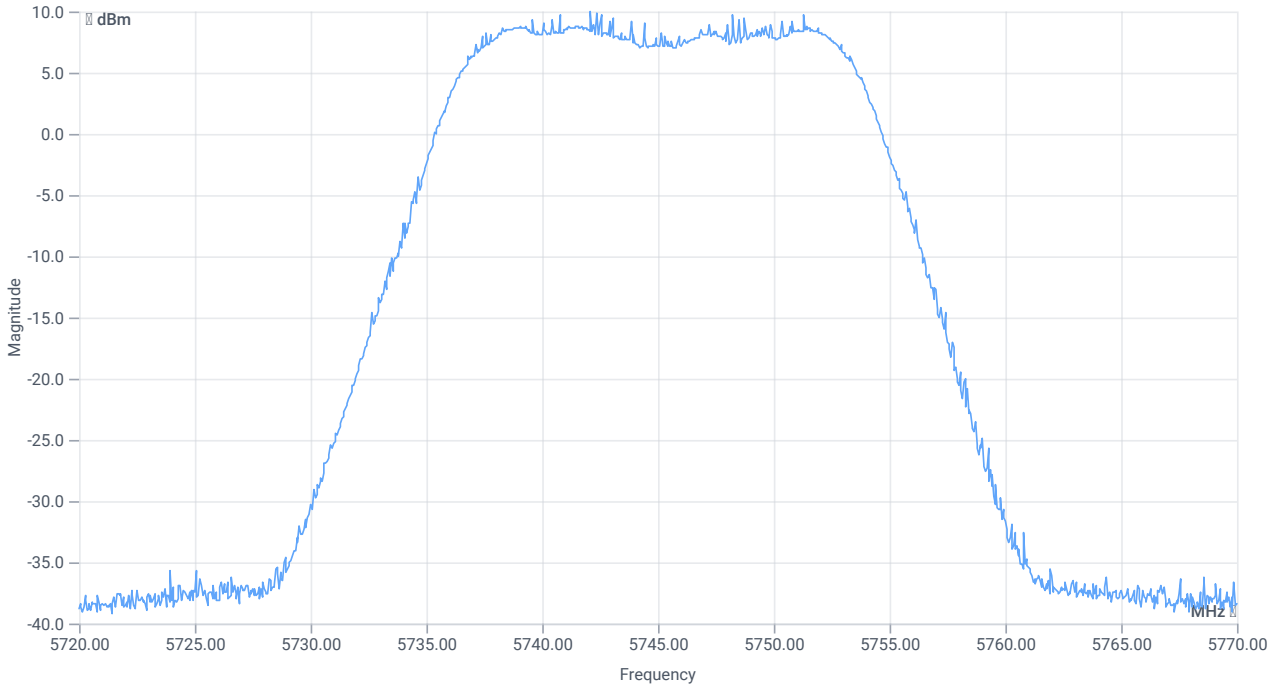

Peak output power

RESULT

DESCRIPTION	LOWER LIMIT	UPPER LIMIT	MEASURED	UNIT	VERDICT
Peak Power	---	---	9.94	dBm	INFO
Peak Power	---	---	9.862795	mW	INFO
Frequency at Peak	---	---	5742.103	MHz	INFO

Verdict
PASS

NA # Message with SA scan ~

References

TC start	01.06.2026 12:48:35
Ambit temp (test rack) [°C] | humidity [rel%]	22.6 | 46
System version	6.0.7.5
Standard | Version	NA | NI
Method	
Description	Message with SA Scan a_mode_U_NII_3
Information	U-NII-3_OFDM_a-mode_20Mhz_ANT2_PS10 avg

Equipment

Signal analyzer,Rohde&Schwarz,FSV-40,1307.9002K40/101042,3.71
Switch matrix,cetecom advanced GmbH,USM,B002,1.0.0

Test Parameter

Full path type	EUT_SA_GEN_SIG
Full path name	EUT2.MP.SIG1/EUT2.SA/EUT2.GEN1/EUT2.GEN2/
Switch bits	00100010:00010001:00000000:00000001
Message start	01.06.2026 12:48:37
Message	set WLAN5Gx to a_mode_U_NII_3, Frequency [MHz] 5745 , Information: U-NII-3_OFDM_a-mode_20Mhz_ANT2_PS10 avg

Verdict
INFO

FCC 15.407, ISED RSS247 # Emission mask (eirp) ~ WLAN5Gx a mode U-NII-3

References

TC start	01.06.2026 12:46:41
Ambit temp (test rack) [°C] | humidity [rel%]	22.6 | 46
System version	6.0.7.5
Standard | Version	FCC 15.407, ISED RSS247 | NI
Method	NI
Description	FCC 15.407 Emission mask - WLAN5Gx a mode U-NII-3
Information	U-NII-3_OFDM_a-mode_20Mhz_ANT1_PS10 avg

EUT Common Settings WLAN5Gx

Number of antenna ports	2
User Interaction	No
Device class U-NII-1 (FCC)	Client
Limit W52 japan	Standard
TPC supported	No
Vehicle use (ISED)	No

Equipment

Signal analyzer,Rohde&Schwarz,FSV-40,1307.9002K40/101042,3.71
Switch matrix,cetecom advanced GmbH,USM,B002,1.0.0

Test Parameter

Technology to test	WLAN5Gx a mode
EUT port	EUT1
Temperature	nom
Voltage	nom
Frequency low to test	False | Freq [MHz] 5745
Frequency mid to test	False | Freq [MHz] 5785
Frequency high to test	True | Freq [MHz] 5825
Auto control enabled power supply | Climatic Box	No | No
Additional path loss [dB]	0
Full path type	EUT_SA_GEN_SIG
Full path name	EUT1.MP.SIG1/EUT1.SA/EUT1.GEN1/EUT1.GEN2/
Switch bits	00010001:00010001:00000000:00000001

Test at TX 5825 MHz

Number of antenna ports: 2

reduction of limit due to number of antenna ports [dB]: 3

RESULT: Reference power cond.

DESCRIPTION	LOWER LIMIT	UPPER LIMIT	MEASURED	UNIT	VERDICT
Ref. power 1MHz/1MHz cond.	---	---	3.88	dBm	INFO
Ref. frequency	---	---	5827.000	MHz	INFO

Antenna gain

Considered antenna gain [dBi]:	6.06 / max found in range 5625 to 5950 MHz

READ SA SETTINGS:

RefLevel [dBm] | RefLevelOffset [dB] | InpAtt [dB]	6.88 | 13.38 | 10
Start [MHz] | Stop [MHz]	5625.000 | 5950.000
RBW [MHz] | VBW [MHz]	1.000000 | 3.000000
Detector | TraceMode	POS | MAXH
Sweep: time [ms] | count | points per Section | type	1 | 2500 | 1001 | SWE

Emission Mask (e.i.r.p)

RESULT

DESCRIPTION	LOWER LIMIT	UPPER LIMIT	MEASURED	UNIT	VERDICT

Verdict
PASS

FCC 15.407, ISED RSS247 # Minimum emission bandwidth ~ WLAN5Gx a mode U-NII-3

References

TC start	01.06.2026 12:46:04
Ambit temp (test rack) [°C] | humidity [rel%]	22.7 | 46
System version	6.0.7.5
Standard | Version	FCC 15.407, ISED RSS247 | NI
Method	KDB789033 D02, C.2.
Description	FCC 15.407 Min Emission Bandwidth - WLAN5Gx a mode U-NII-3
Information	U-NII-3_OFDM_a-mode_20Mhz_ANT1_PS10 avg

EUT Common Settings WLAN5Gx

Number of antenna ports	2
User Interaction	No
Device class U-NII-1 (FCC)	Client
Limit W52 japan	Standard
TPC supported	No
Vehicle use (ISED)	No

Equipment

Signal analyzer,Rohde&Schwarz,FSV-40,1307.9002K40/101042,3.71
Switch matrix,cetecom advanced GmbH,USM,B002,1.0.0

Test Parameter

Technology to test	WLAN5Gx a mode
EUT port	EUT1
Temperature	nom
Voltage	nom
Frequency low to test	False | Freq [MHz] 5745
Frequency mid to test	False | Freq [MHz] 5785
Frequency high to test	True | Freq [MHz] 5825
Auto control enabled power supply | Climatic Box	No | No
Additional path loss [dB]	0
Full path type	EUT_SA_GEN_SIG
Full path name	EUT1.MP.SIG1/EUT1.SA/EUT1.GEN1/EUT1.GEN2/
Switch bits	00010001:00010001:00000000:00000001

Test at TX 5825 MHz

RESULT: Reference power cond.

DESCRIPTION	LOWER LIMIT	UPPER LIMIT	MEASURED	UNIT	VERDICT
Ref. power 1MHz/1MHz cond.	---	---	3.62	dBm	INFO
Ref. frequency	---	---	5819.610	MHz	INFO

READ SA SETTINGS:

RefLevel [dBm] | RefLevelOffset [dB] | InpAtt [dB]	15.62 | 13.38 | 20
Start [MHz] | Stop [MHz]	5800.000 | 5850.000
RBW [MHz] | VBW [MHz]	0.100000 | 0.300000
Detector | TraceMode	POS | MAXH
Sweep: time [ms] | count | points per Section | type	2 | 1500 | 1001 | SWE

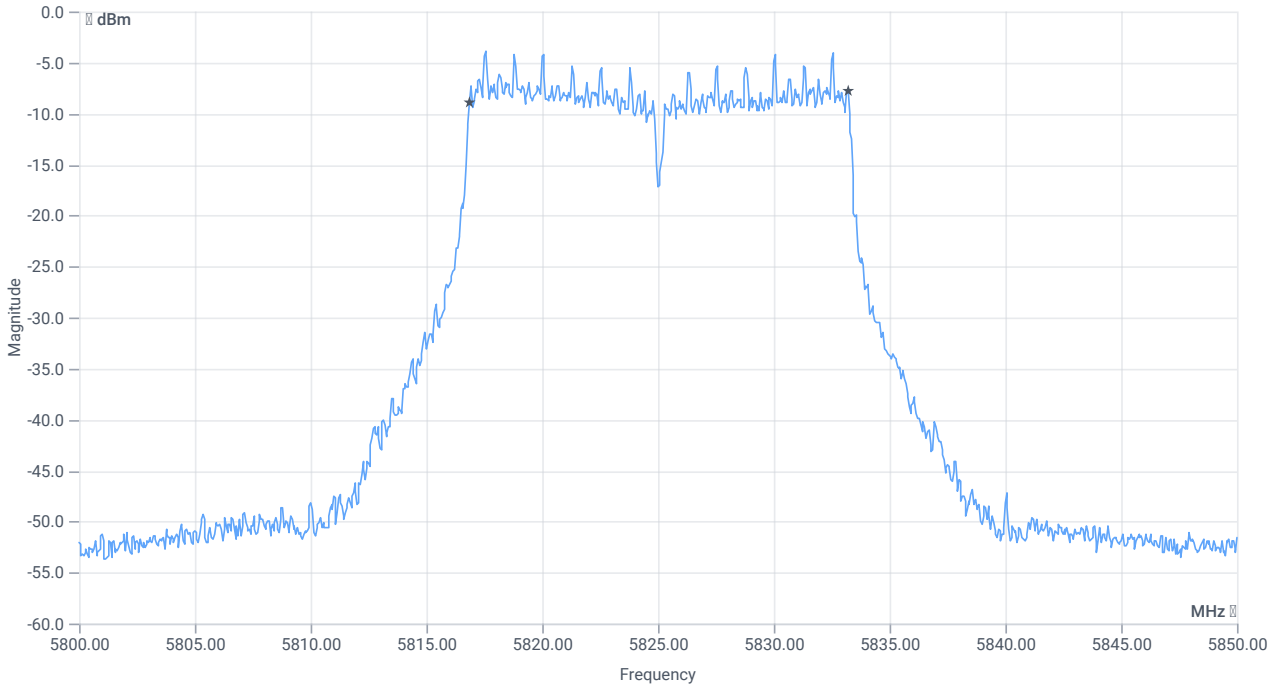

BW 6dB

RESULT

DESCRIPTION	LOWER LIMIT	UPPER LIMIT	MEASURED	UNIT	VERDICT
Bandwidth (6dB)	0.500	---	16.35	MHz	PASS

Verdict
PASS

FCC 15.407, ISED RSS247 # Bandwidths 99PCT and 26dB (UNII-3 20dB) ~ WLAN5Gx a mode U-NII-3

References

TC start	01.06.2026 12:45:25
Ambit temp (test rack) [°C] | humidity [rel%]	22.7 | 46
System version	6.0.7.5
Standard | Version	FCC 15.407, ISED RSS247 | NI
Method	26dB Bandwidth KDB789033 D02, C.1 / ISED RSS-GEN
Description	FCC 15.407 Bandwidths - WLAN5Gx a mode U-NII-3
Information	U-NII-3_OFDM_a-mode_20Mhz_ANT1_PS10 avg

EUT Common Settings WLAN5Gx

Number of antenna ports	2
User Interaction	No
Device class U-NII-1 (FCC)	Client
Limit W52 japan	Standard
TPC supported	No
Vehicle use (ISED)	No

Equipment

Signal analyzer,Rohde&Schwarz,FSV-40,1307.9002K40/101042,3.71
Switch matrix,cetecom advanced GmbH,USM,B002,1.0.0

Test Parameter

Technology to test	WLAN5Gx a mode
EUT port	EUT1
Temperature	nom
Voltage	nom
Frequency low to test	False | Freq [MHz] 5745
Frequency mid to test	False | Freq [MHz] 5785
Frequency high to test	True | Freq [MHz] 5825
Auto control enabled power supply | Climatic Box	No | No
Additional path loss [dB]	0
Full path type	EUT_SA_GEN_SIG
Full path name	EUT1.MP.SIG1/EUT1.SA/EUT1.GEN1/EUT1.GEN2/
Switch bits	00010001:00010001:00000000:00000001

Test at TX 5825 MHz

RESULT: Reference power cond.

DESCRIPTION	LOWER LIMIT	UPPER LIMIT	MEASURED	UNIT	VERDICT
Ref. power 1MHz/1MHz cond.	---	---	3.64	dBm	INFO
Ref. frequency	---	---	5821.000	MHz	INFO

READ SA SETTINGS:

RefLevel [dBm] | RefLevelOffset [dB] | InpAtt [dB]	11.64 | 13.38 | 15
Start [MHz] | Stop [MHz]	5800.000 | 5850.000
RBW [MHz] | VBW [MHz]	0.300000 | 1.000000
Detector | TraceMode	POS | MAXH
Sweep: time [ms] | count | points per Section | type	1 | 2500 | 1001 | SWE

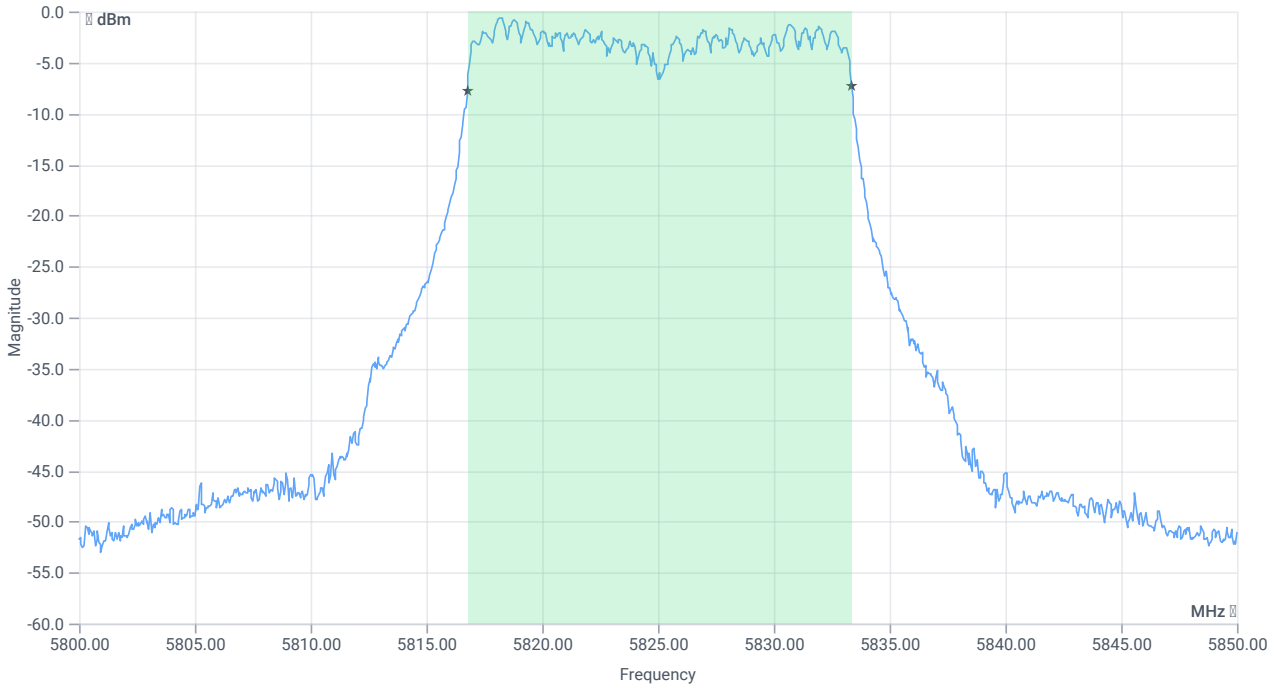

BW 99PCT

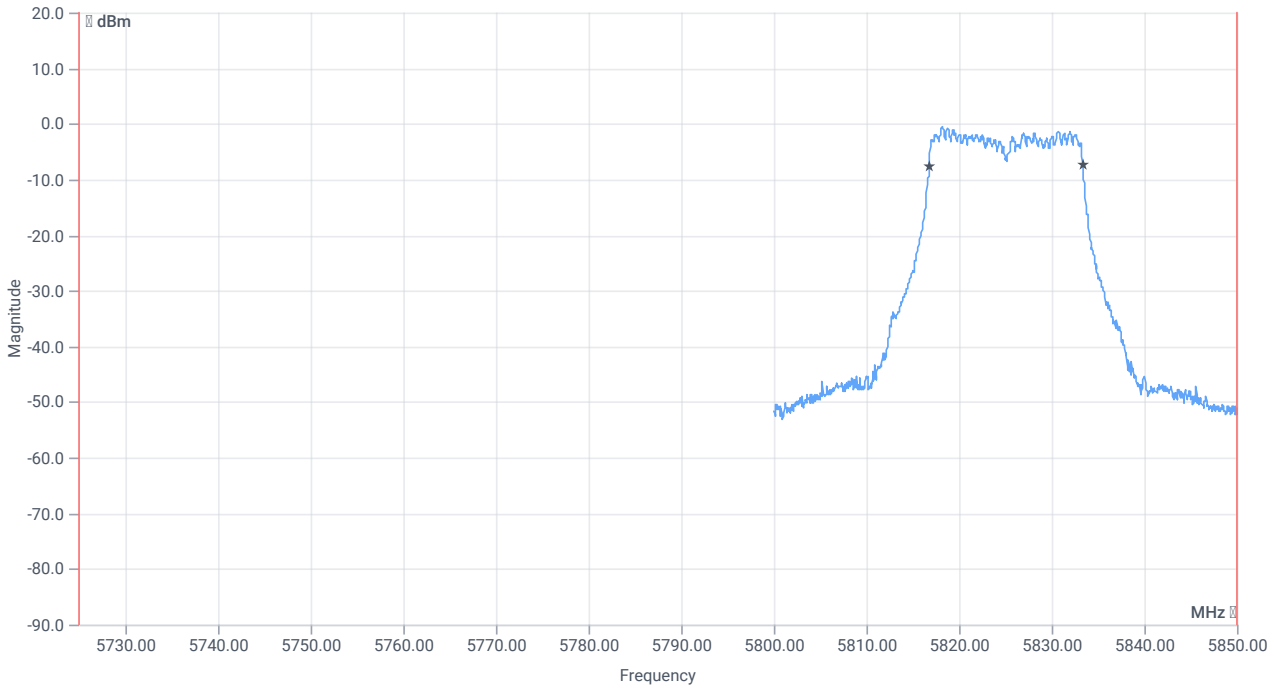

BW within band 99PCT

RESULT

DESCRIPTION	LOWER LIMIT	UPPER LIMIT	MEASURED	UNIT	VERDICT
Bandwidth 99%	---	---	16.583	MHz	INFO
T1 99%	5725.000000	---	5816.7582	MHz	PASS
T2 99%	---	5850.000000	5833.3417	MHz	PASS since U-NII-4 is supported

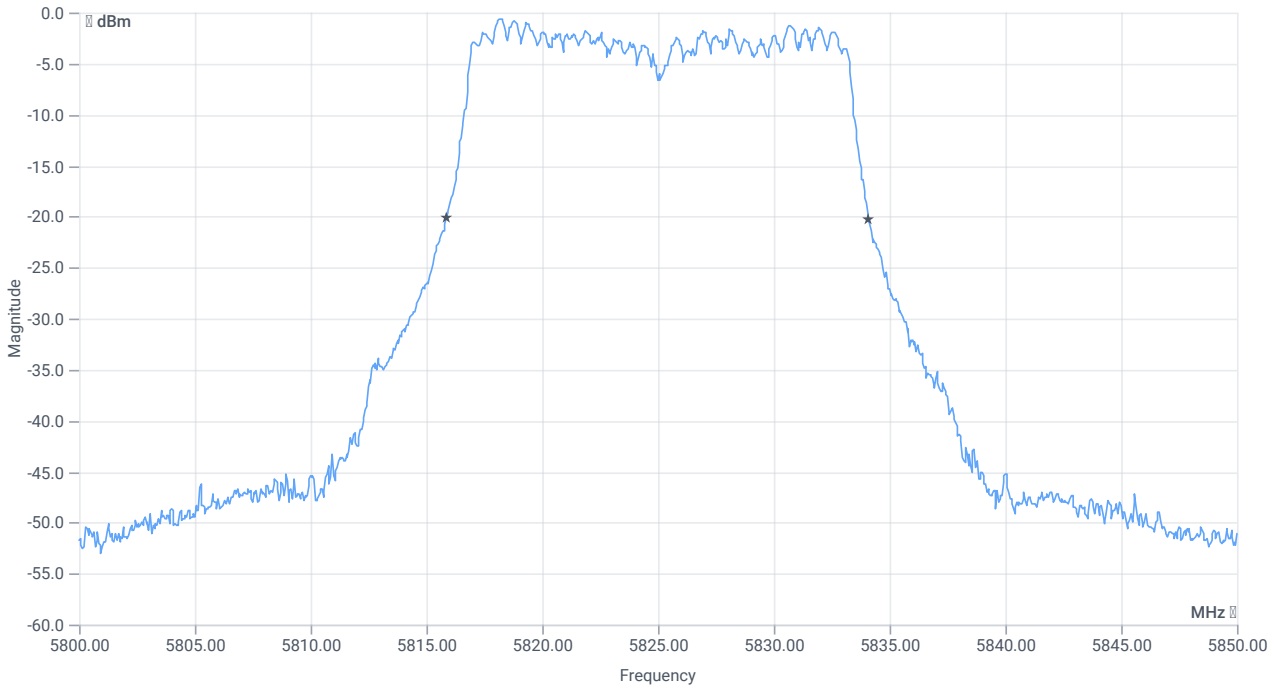

BW 20dB

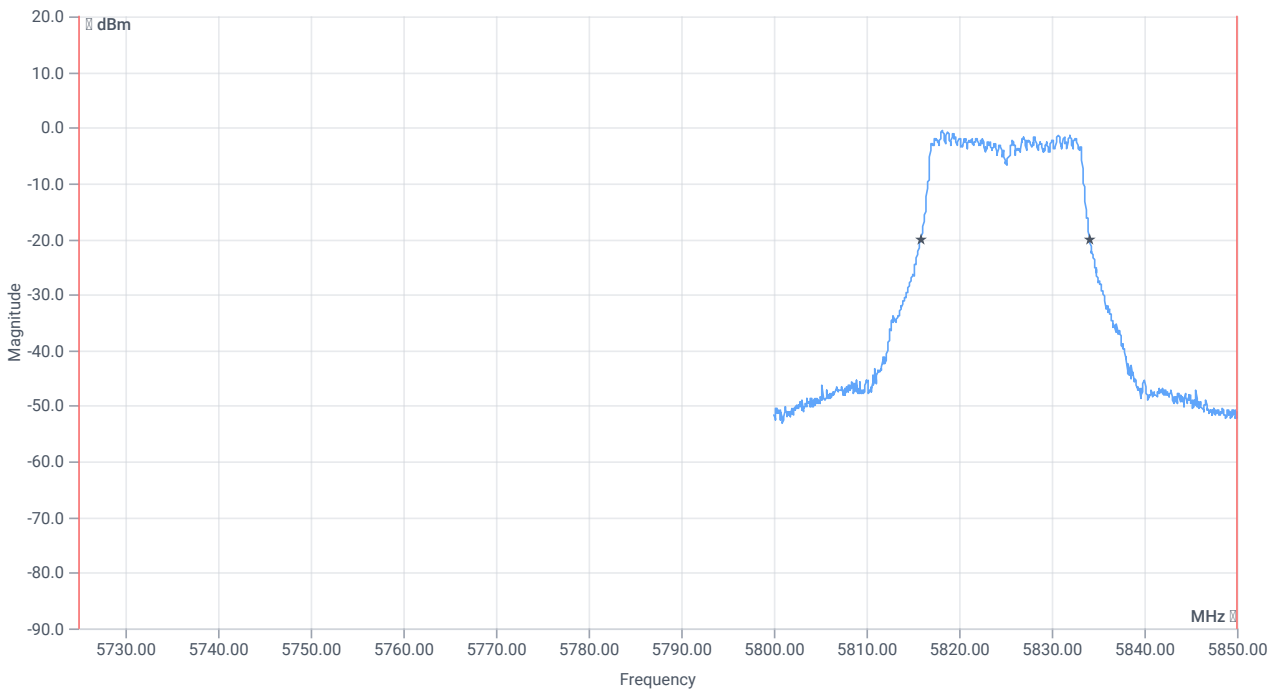

BW within band 20dB

RESULT

DESCRIPTION	LOWER LIMIT	UPPER LIMIT	MEASURED	UNIT	VERDICT
Bandwidth 20dB	---	---	18.25	MHz	INFO
T1 20dB	5725.000000	---	5815.8500	MHz	PASS

RESULT

DESCRIPTION	LOWER LIMIT	UPPER LIMIT	MEASURED	UNIT	VERDICT
T2 20dB	---	5850.000000	5834.1000	MHz	PASS since U-NII-4 is supported

Verdict
PASS

ISED RSS247 # Max output power and psd ~ WLAN5Gx a mode U-NII-3

References

TC start	01.06.2026 12:42:49
Ambit temp (test rack) [°C] | humidity [rel%]	22.6 | 46
System version	6.0.7.5
Standard | Version	ISED RSS247 | NI
Method	
Description	ISED Max Output Power & PSD - WLAN5Gx a mode U-NII-3
Information	U-NII-3_OFDM_a-mode_20Mhz_ANT1_PS10 avg

EUT Common Settings WLAN5Gx

Number of antenna ports	2
User Interaction	No
Device class U-NII-1 (FCC)	Client
Limit W52 japan	Standard
TPC supported	No
Vehicle use (ISED)	No

Equipment

Signal analyzer,Rohde&Schwarz,FSV-40,1307.9002K40/101042,3.71
Switch matrix,cetecom advanced GmbH,USM,B002,1.0.0

Test Parameter

Technology to test	WLAN5Gx a mode
EUT port	EUT1
Temperature	nom
Voltage	nom
Frequency low to test	False | Freq [MHz] 5745
Frequency mid to test	False | Freq [MHz] 5785
Frequency high to test	True | Freq [MHz] 5825
Auto control enabled power supply | Climatic Box	No | No
Additional path loss [dB]	0
Full path type	EUT_SA_GEN_SIG
Full path name	EUT1.MP.SIG1/EUT1.SA/EUT1.GEN1/EUT1.GEN2/
Switch bits	00010001:00010001:00000000:00000001

Test at TX 5825 MHz

RESULT: Reference power cond.

DESCRIPTION	LOWER LIMIT	UPPER LIMIT	MEASURED	UNIT	VERDICT
Ref. power 1MHz/1MHz cond.	---	---	4.25	dBm	INFO
Ref. frequency	---	---	5819.410	MHz	INFO

Evaluation max. duty cycle

Duty cycle evaluation

DESCRIPTION	LOWER LIMIT	UPPER LIMIT	MEASURED	UNIT	VERDICT
Duty cycle min	---	---	0	dB	DC > 98% defined

Evaluation bandwidth

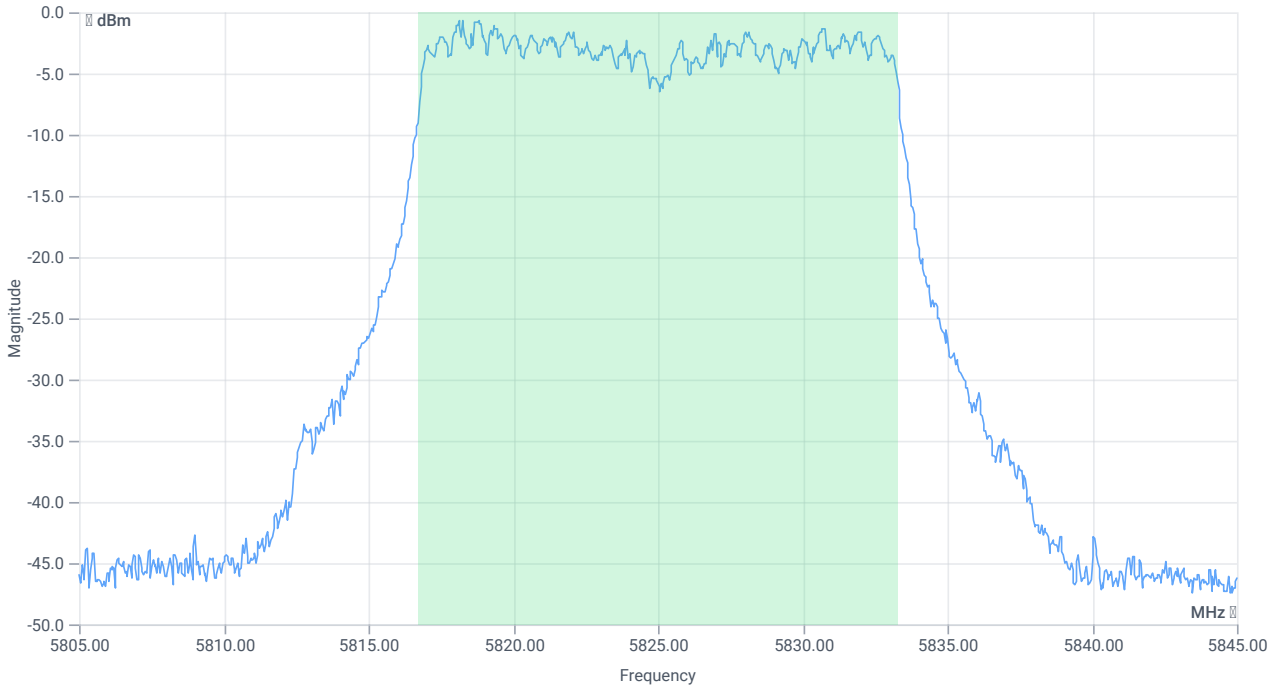

BW 99PCT

RESULT

DESCRIPTION	LOWER LIMIT	UPPER LIMIT	MEASURED	UNIT	VERDICT
Bandwidth 99%	---	---	16.583	MHz	INFO
T1 99%	---	---	5816.7283	MHz	INFO
T2 99%	---	---	5833.3117	MHz	INFO

Maximum Output Power

Antenna gain

Considered antenna gain [dBi]:	5.8 @ 5825 MHz

READ SA SETTINGS:

RefLevel [dBm] | RefLevelOffset [dB] | InpAtt [dB]	16.25 | 13.38 | 20
Start [MHz] | Stop [MHz]	5805.000 | 5845.000
RBW [MHz] | VBW [MHz]	1.000000 | 3.000000
Detector | TraceMode	RMS | MAXH
Sweep: time [ms] | count | points per Section | type	59600 | 1 | 161 | SWE

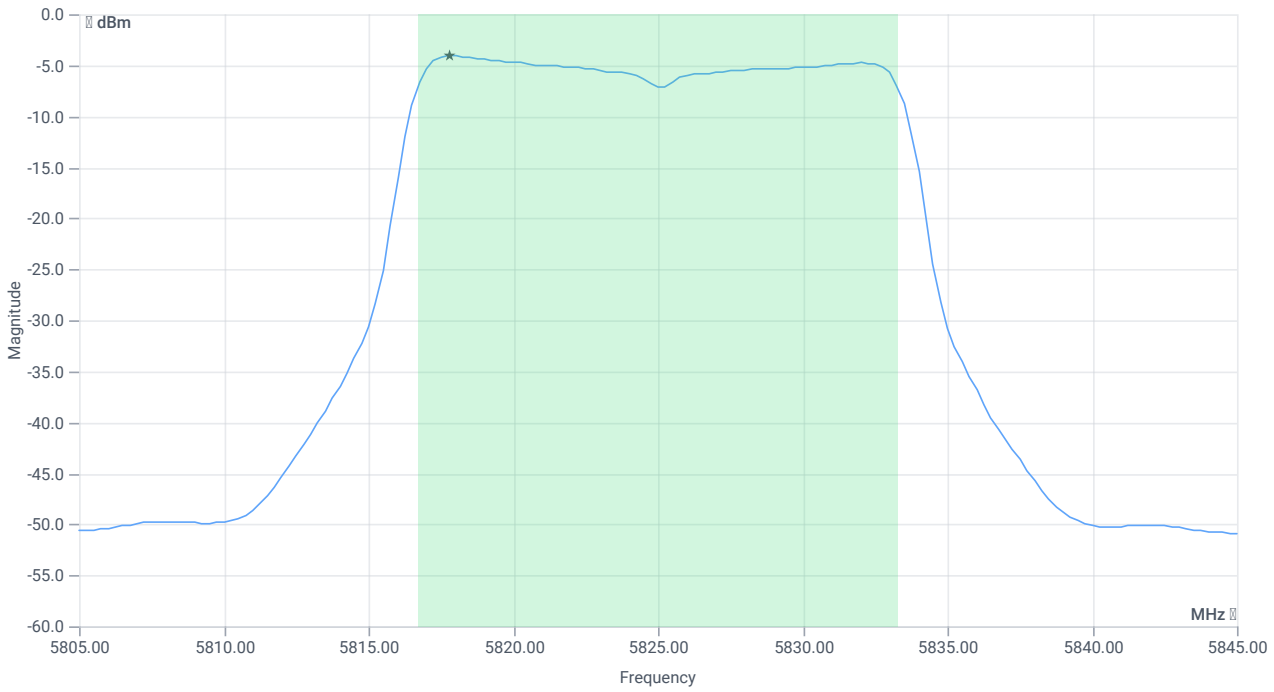

Max OP and PSD (without antenna gain)

RESULT

DESCRIPTION	LOWER LIMIT	UPPER LIMIT	MEASURED	UNIT	VERDICT
Max output power cond	---	---	6.66	dBm	INFO
Duty cycle correction	---	---	0	dB	INFO
LIMIT absolute cond					
Max output power DC corrected cond	---	30	6.66	dBm	PASS
Antenna gain applied			5.8	dBi	INFO
LIMIT absolute eirp (RSS-247 §6.2.4)					
Max output power DC corrected eirp	---	36	12.46	dBm	PASS

READ SA SETTINGS:

RefLevel [dBm] | RefLevelOffset [dB] | InpAtt [dB]	16.25 | 13.38 | 20
Start [MHz] | Stop [MHz]	5805.000 | 5845.000
RBW [MHz] | VBW [MHz]	0.500000 | 3.000000
Detector | TraceMode	RMS | MAXH
Sweep: time [ms] | count | points per Section | type	59600 | 1 | 161 | SWE

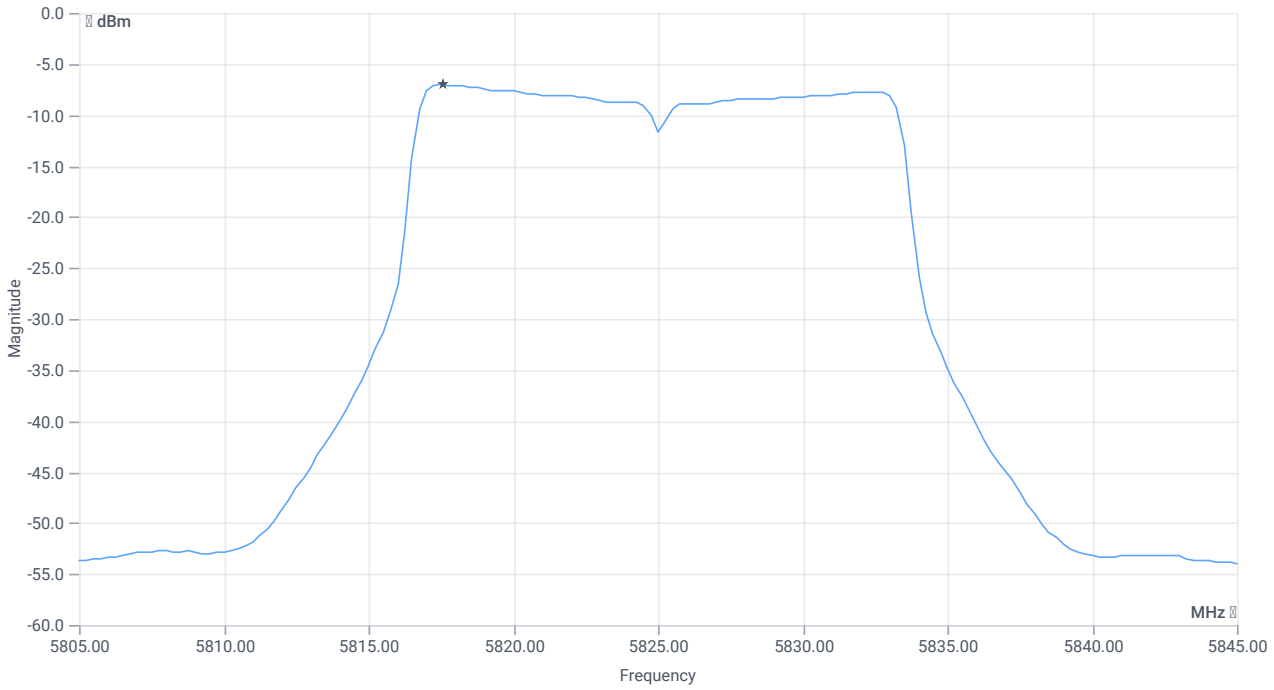

PSD UNII-3

RESULT

DESCRIPTION	LOWER LIMIT	UPPER LIMIT	MEASURED	UNIT	VERDICT
Power spectral density cond	---		-7.04	dBm/0.5MHz	INFO
Power spectral density DC corrected cond	---	30	-7.04	dBm/0.5MHz	PASS

Verdict
PASS

FCC 15.407 # Max output power and psd ~ WLAN5Gx a mode U-NII-3

References

TC start	01.06.2026 12:40:11
Ambit temp (test rack) [°C] | humidity [rel%]	22.6 | 46
System version	6.0.7.5
Standard | Version	FCC 15.407 | NI
Method	KDB789033 D02, F., E.2.e.
Description	FCC 15.407 Max Output Power & PSD - WLAN5Gx a mode U-NII-3
Information	U-NII-3_OFDM_a-mode_20Mhz_ANT1_PS10 avg

EUT Common Settings WLAN5Gx

Number of antenna ports	2
User Interaction	No
Device class U-NII-1 (FCC)	Client
Limit W52 japan	Standard
TPC supported	No
Vehicle use (ISED)	No

Equipment

Signal analyzer,Rohde&Schwarz,FSV-40,1307.9002K40/101042,3.71
Switch matrix,cetecom advanced GmbH,USM,B002,1.0.0

Test Parameter

Technology to test	WLAN5Gx a mode
EUT port	EUT1
Temperature	nom
Voltage	nom
Frequency low to test	False | Freq [MHz] 5745
Frequency mid to test	False | Freq [MHz] 5785
Frequency high to test	True | Freq [MHz] 5825
Auto control enabled power supply | Climatic Box	No | No
Additional path loss [dB]	0
Full path type	EUT_SA_GEN_SIG
Full path name	EUT1.MP.SIG1/EUT1.SA/EUT1.GEN1/EUT1.GEN2/
Switch bits	00010001:00010001:00000000:00000001

Test at TX 5825 MHz

RESULT: Reference power cond.

DESCRIPTION	LOWER LIMIT	UPPER LIMIT	MEASURED	UNIT	VERDICT
Ref. power 1MHz/1MHz cond.	---	---	4.35	dBm	INFO
Ref. frequency	---	---	5819.010	MHz	INFO

Evaluation max. duty cycle

Duty cycle evaluation

DESCRIPTION	LOWER LIMIT	UPPER LIMIT	MEASURED	UNIT	VERDICT
Duty cycle min	---	---	0	dB	DC > 98% defined

Evaluation bandwidth

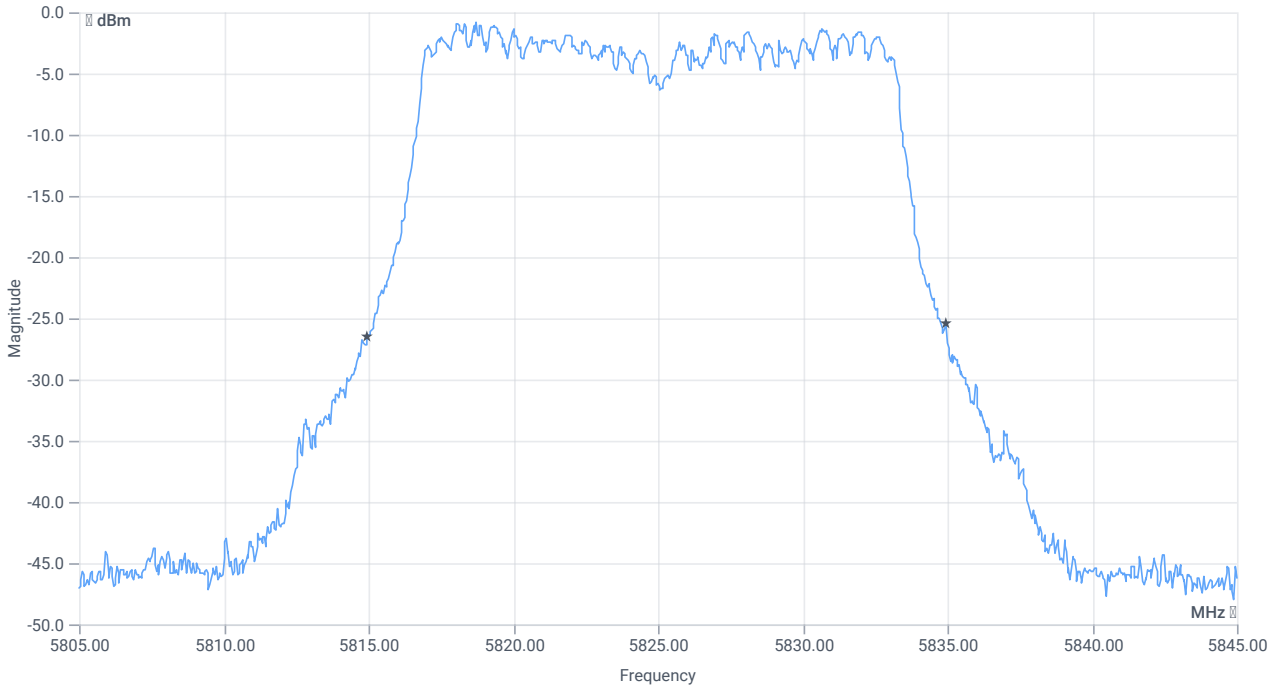

BW 26dB

RESULT

DESCRIPTION	LOWER LIMIT	UPPER LIMIT	MEASURED	UNIT	VERDICT
Bandwidth 26dB	---	---	20	MHz	INFO
T1 26dB	---	---	5814.9600	MHz	INFO
T2 26dB	---	---	5834.9600	MHz	INFO

Maximum Output Power

READ SA SETTINGS:

RefLevel [dBm] | RefLevelOffset [dB] | InpAtt [dB]	16.35 | 13.38 | 20
Start [MHz] | Stop [MHz]	5805.000 | 5845.000
RBW [MHz] | VBW [MHz]	1.000000 | 3.000000
Detector | TraceMode	RMS | MAXH
Sweep: time [ms] | count | points per Section | type	59600 | 1 | 161 | SWE

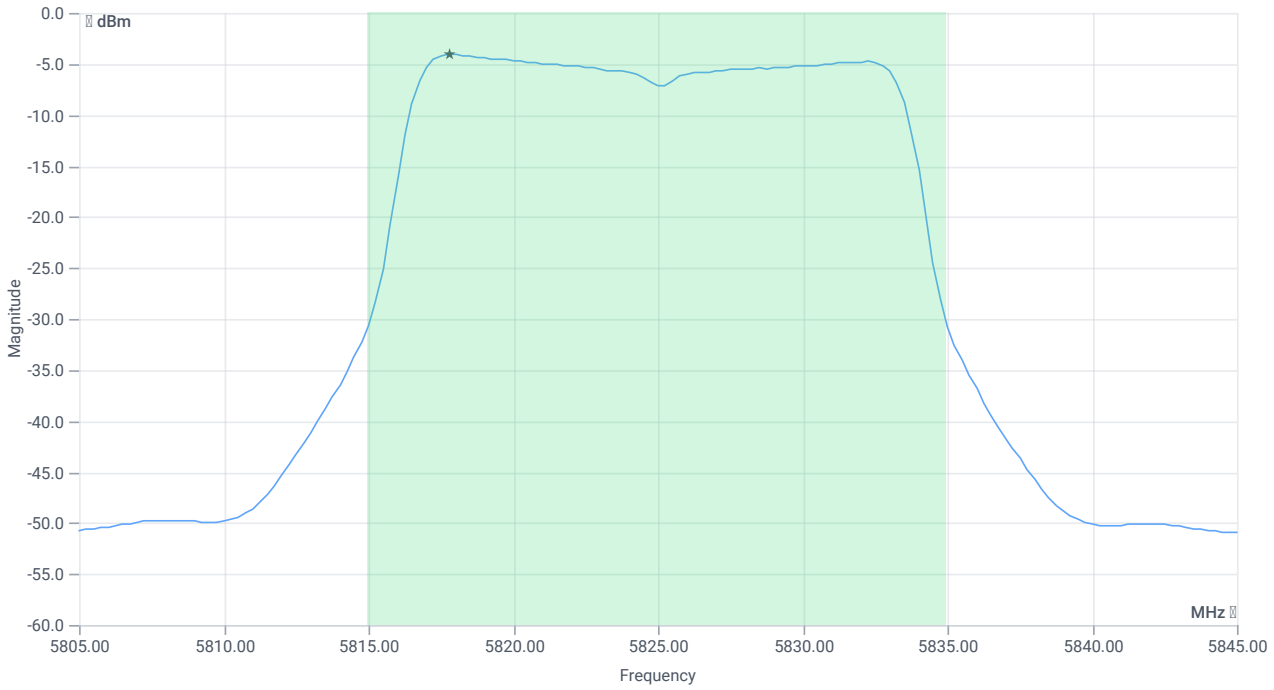

Max OP and PSD

RESULT

CONDUCTED LIMITS FOR MAX ANTENNA GAIN OF 6 D BI					
Description	Lower Limit	Upper Limit	Measured	Unit	Verdict
Max output power cond	---	---	6.79	dBm	INFO
Duty cycle correction	---	---	0	dB	INFO
LIMIT absolute:					
Max output power DC corrected cond	---	30	6.79	dBm	PASS
LIMIT: 11 dBm + 10 log 20					
Max output power DC corrected cond	---	24.01	6.79	dBm	na

Power Spectral Density U-NII-3

READ SA SETTINGS:

RefLevel [dBm] | RefLevelOffset [dB] | InpAtt [dB]	16.35 | 13.38 | 20

READ SA SETTINGS:

Start [MHz] | Stop [MHz]	5805.000 | 5845.000
RBW [MHz] | VBW [MHz]	0.500000 | 3.000000
Detector | TraceMode	RMS | MAXH
Sweep: time [ms] | count | points per Section | type	59600 | 1 | 161 | SWE

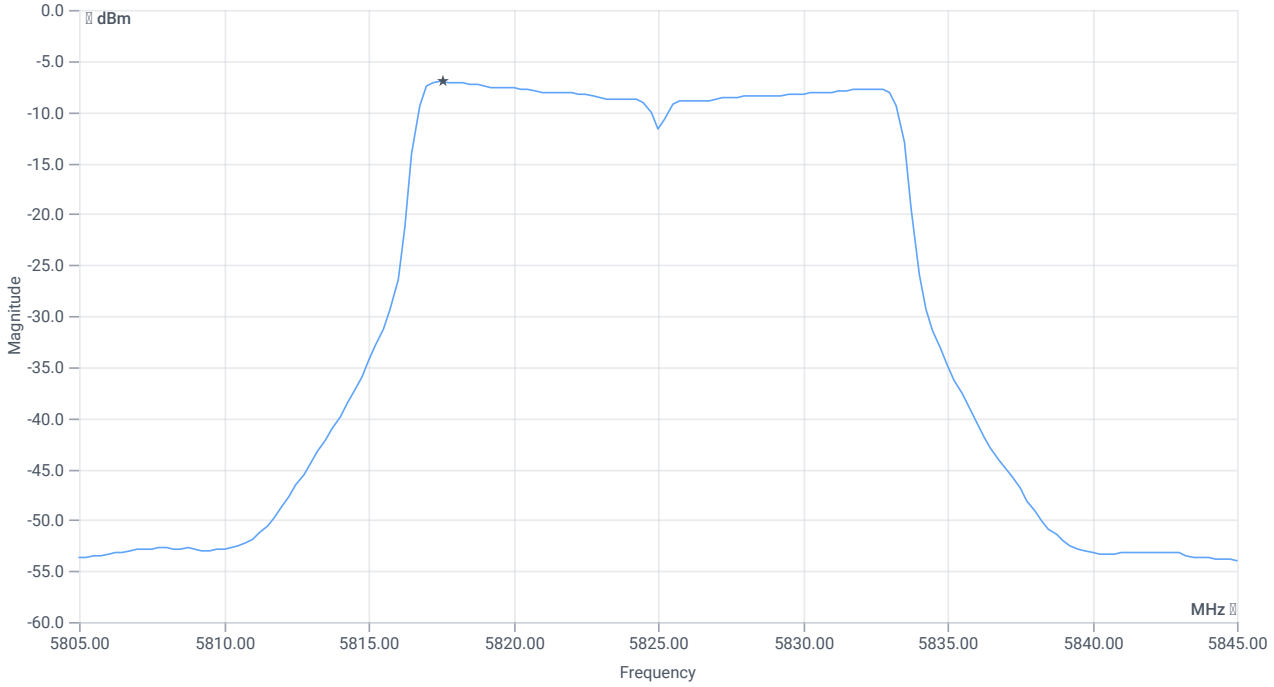

PSD UNII-3

RESULT

CONDUCTED LIMITS FOR MAX ANTENNA GAIN OF 6 D BI					
Description	Lower Limit	Upper Limit	Measured	Unit	Verdict
Power spectral density cond	---	---	-7.03	dBm/0.5MHz	INFO
Duty cycle correction	---	---	0	dB	INFO
Power spectral density DC corrected cond	---	30	-7.03	dBm/0.5MHz	PASS

Verdict
PASS

NA # Peak output power 3MHz/3MHz ~ WLAN5Gx a mode U-NII-3

References

TC start	01.06.2026 12:39:44
Ambit temp (test rack) [°C] | humidity [rel%]	22.6 | 46
System version	6.0.7.5
Standard | Version	NA | NI
Method	
Description	Peak OP 3MHz/3MHz - WLAN5Gx a mode U-NII-3
Information	U-NII-3_OFDM_a-mode_20Mhz_ANT1_PS10 avg

EUT Common Settings WLAN5Gx

Number of antenna ports	2
User Interaction	No
Device class U-NII-1 (FCC)	Client
Limit W52 japan	Standard
TPC supported	No
Vehicle use (ISED)	No

Equipment

Signal analyzer,Rohde&Schwarz,FSV-40,1307.9002K40/101042,3.71
Switch matrix,cetecom advanced GmbH,USM,B002,1.0.0

Test Parameter

Technology to test	WLAN5Gx a mode
EUT port	EUT1
Temperature	nom
Voltage	nom
Frequency low to test	False | Freq [MHz] 5745
Frequency mid to test	False | Freq [MHz] 5785
Frequency high to test	True | Freq [MHz] 5825
Auto control enabled power supply | Climatic Box	No | No
Additional path loss [dB]	0
Full path type	EUT_SA_GEN_SIG
Full path name	EUT1.MP.SIG1/EUT1.SA/EUT1.GEN1/EUT1.GEN2/
Switch bits	00010001:00010001:00000000:00000001

Test at TX 5825 MHz

RESULT: Reference power cond.

DESCRIPTION	LOWER LIMIT	UPPER LIMIT	MEASURED	UNIT	VERDICT
Ref. power 1MHz/1MHz cond.	---	---	4.51	dBm	INFO
Ref. frequency	---	---	5820.800	MHz	INFO

READ SA SETTINGS:

RefLevel [dBm] | RefLevelOffset [dB] | InpAtt [dB]	16.51 | 13.38 | 20
Start [MHz] | Stop [MHz]	5800.000 | 5850.000
RBW [MHz] | VBW [MHz]	3.000000 | 3.000000
Detector | TraceMode	POS | MAXH
Sweep: time [ms] | count | points per Section | type	300 | 20 | 1001 | SWE

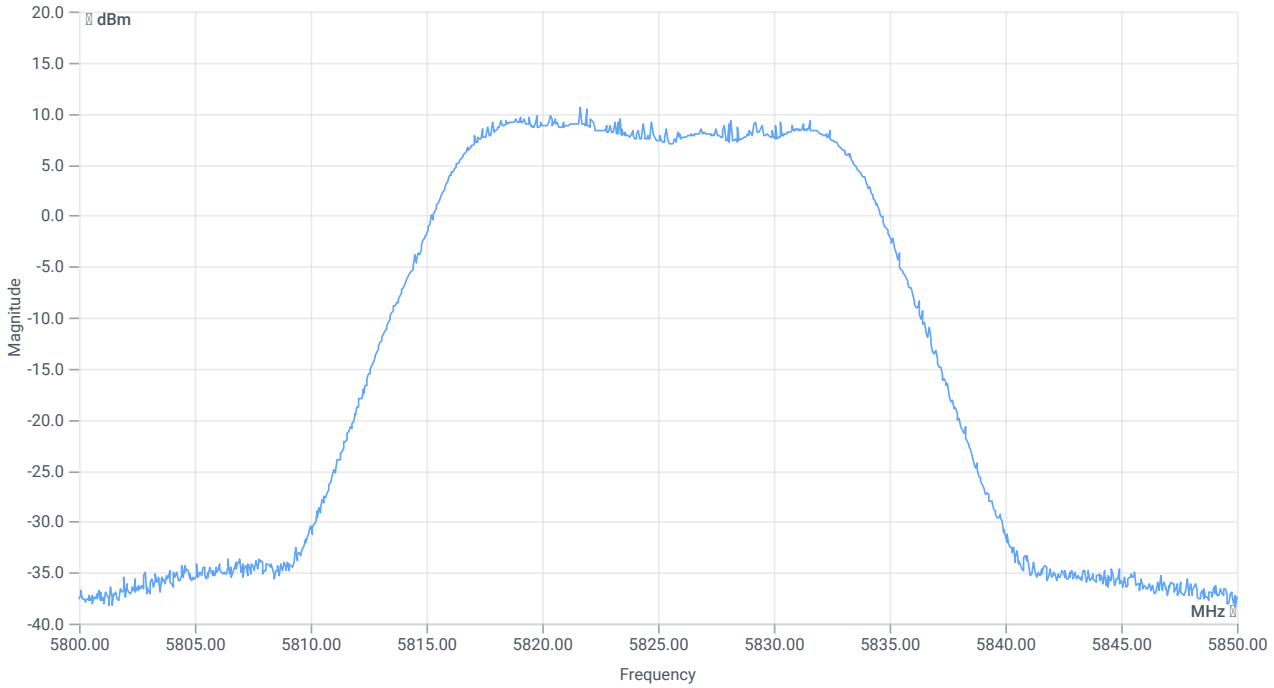

Peak output power

RESULT

DESCRIPTION	LOWER LIMIT	UPPER LIMIT	MEASURED	UNIT	VERDICT
Peak Power	---	---	10.57	dBm	INFO
Peak Power	---	---	11.402498	mW	INFO
Frequency at Peak	---	---	5821.653	MHz	INFO

Verdict
PASS

NA # Message with SA scan ~

References

TC start	01.06.2026 12:38:54
Ambit temp (test rack) [°C] | humidity [rel%]	22.6 | 46
System version	6.0.7.5
Standard | Version	NA | NI
Method	
Description	Message with SA Scan a_mode_U_NII_3
Information	U-NII-3_OFDM_a-mode_20Mhz_ANT1_PS10 avg

Equipment

Signal analyzer,Rohde&Schwarz,FSV-40,1307.9002K40/101042,3.71
Switch matrix,cetecom advanced GmbH,USM,B002,1.0.0

Test Parameter

Full path type	EUT_SA_GEN_SIG
Full path name	EUT1.MP.SIG1/EUT1.SA/EUT1.GEN1/EUT1.GEN2/
Switch bits	00010001:00010001:00000000:00000001
Message start	01.06.2026 12:38:57
Message	set WLAN5Gx to a_mode_U_NII_3, Frequency [MHz] 5825 Information: U-NII-3_OFDM_a-mode_20Mhz_ANT1_PS10 avg

Verdict
INFO

FCC 15.407, ISED RSS247 # Emission mask (eirp) ~ WLAN5Gx a mode U-NII-3

References

TC start	01.06.2026 12:38:14
Ambit temp (test rack) [°C] | humidity [rel%]	22.6 | 46
System version	6.0.7.5
Standard | Version	FCC 15.407, ISED RSS247 | NI
Method	NI
Description	FCC 15.407 Emission mask - WLAN5Gx a mode U-NII-3
Information	U-NII-3_OFDM_a-mode_20Mhz_ANT1_PS10 avg

EUT Common Settings WLAN5Gx

Number of antenna ports	2
User Interaction	No
Device class U-NII-1 (FCC)	Client
Limit W52 japan	Standard
TPC supported	No
Vehicle use (ISED)	No

Equipment

Signal analyzer,Rohde&Schwarz,FSV-40,1307.9002K40/101042,3.71
Switch matrix,cetecom advanced GmbH,USM,B002,1.0.0

Test Parameter

Technology to test	WLAN5Gx a mode
EUT port	EUT1
Temperature	nom
Voltage	nom
Frequency low to test	False | Freq [MHz] 5745
Frequency mid to test	True | Freq [MHz] 5785
Frequency high to test	False | Freq [MHz] 5825
Auto control enabled power supply | Climatic Box	No | No
Additional path loss [dB]	0
Full path type	EUT_SA_GEN_SIG
Full path name	EUT1.MP.SIG1/EUT1.SA/EUT1.GEN1/EUT1.GEN2/
Switch bits	00010001:00010001:00000000:00000001

Test at TX 5785 MHz

Number of antenna ports: 2

reduction of limit due to number of antenna ports [dB]: 3

RESULT: Reference power cond.

DESCRIPTION	LOWER LIMIT	UPPER LIMIT	MEASURED	UNIT	VERDICT
Ref. power 1MHz/1MHz cond.	---	---	2.99	dBm	INFO
Ref. frequency	---	---	5779.410	MHz	INFO

Antenna gain

Considered antenna gain [dBi]:	6.06 / max found in range 5625 to 5950 MHz

READ SA SETTINGS:

RefLevel [dBm] | RefLevelOffset [dB] | InpAtt [dB]	5.99 | 12.84 | 10
Start [MHz] | Stop [MHz]	5625.000 | 5950.000
RBW [MHz] | VBW [MHz]	1.000000 | 3.000000
Detector | TraceMode	POS | MAXH
Sweep: time [ms] | count | points per Section | type	1 | 2500 | 1001 | SWE

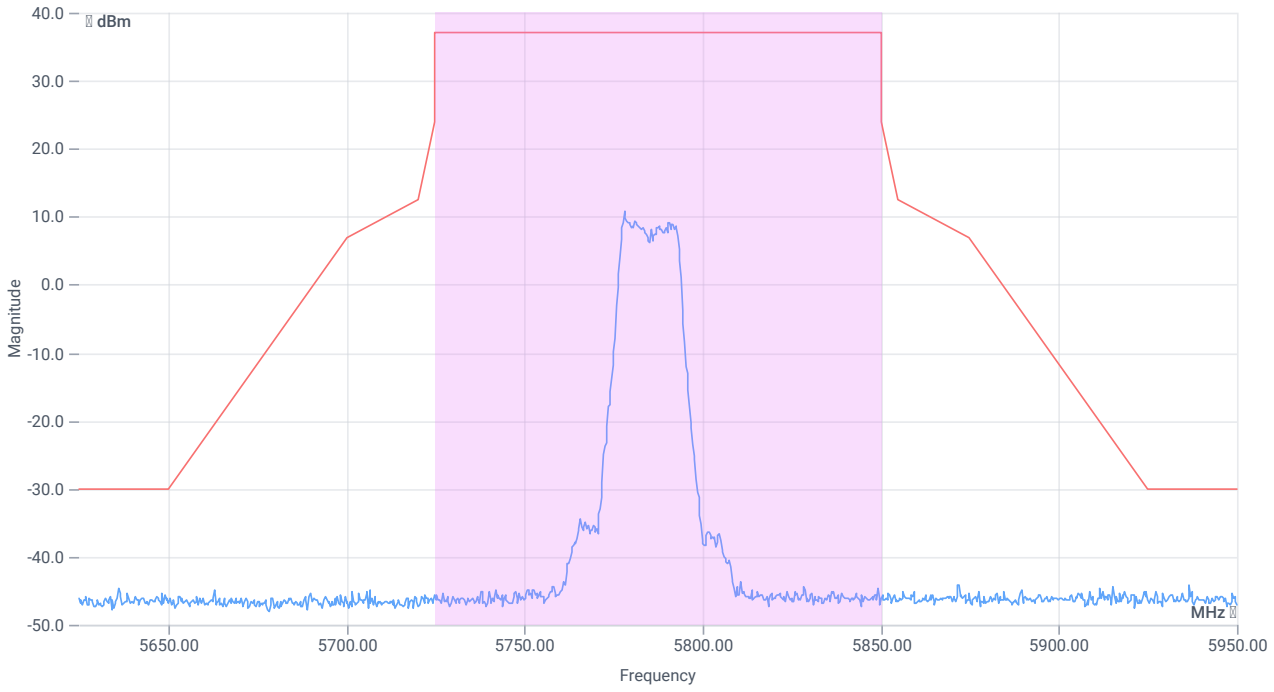

Emission Mask (e.i.r.p)

RESULT

DESCRIPTION	LOWER LIMIT	UPPER LIMIT	MEASURED	UNIT	VERDICT

Verdict
PASS

FCC 15.407, ISED RSS247 # Minimum emission bandwidth ~ WLAN5Gx a mode U-NII-3

References

TC start	01.06.2026 12:37:26
Ambit temp (test rack) [°C] | humidity [rel%]	22.6 | 46
System version	6.0.7.5
Standard | Version	FCC 15.407, ISED RSS247 | NI
Method	KDB789033 D02, C.2.
Description	FCC 15.407 Min Emission Bandwidth - WLAN5Gx a mode U-NII-3
Information	U-NII-3_OFDM_a-mode_20Mhz_ANT1_PS10 avg

EUT Common Settings WLAN5Gx

Number of antenna ports	2
User Interaction	No
Device class U-NII-1 (FCC)	Client
Limit W52 japan	Standard
TPC supported	No
Vehicle use (ISED)	No

Equipment

Signal analyzer,Rohde&Schwarz,FSV-40,1307.9002K40/101042,3.71
Switch matrix,cetecom advanced GmbH,USM,B002,1.0.0

Test Parameter

Technology to test	WLAN5Gx a mode
EUT port	EUT1
Temperature	nom
Voltage	nom
Frequency low to test	False | Freq [MHz] 5745
Frequency mid to test	True | Freq [MHz] 5785
Frequency high to test	False | Freq [MHz] 5825
Auto control enabled power supply | Climatic Box	No | No
Additional path loss [dB]	0
Full path type	EUT_SA_GEN_SIG
Full path name	EUT1.MP.SIG1/EUT1.SA/EUT1.GEN1/EUT1.GEN2/
Switch bits	00010001:00010001:00000000:00000001

Test at TX 5785 MHz

RESULT: Reference power cond.

DESCRIPTION	LOWER LIMIT	UPPER LIMIT	MEASURED	UNIT	VERDICT
Ref. power 1MHz/1MHz cond.	---	---	3.74	dBm	INFO
Ref. frequency	---	---	5779.610	MHz	INFO

READ SA SETTINGS:

RefLevel [dBm] | RefLevelOffset [dB] | InpAtt [dB]	15.74 | 12.84 | 20
Start [MHz] | Stop [MHz]	5760.000 | 5810.000
RBW [MHz] | VBW [MHz]	0.100000 | 0.300000
Detector | TraceMode	POS | MAXH
Sweep: time [ms] | count | points per Section | type	2 | 1500 | 1001 | SWE

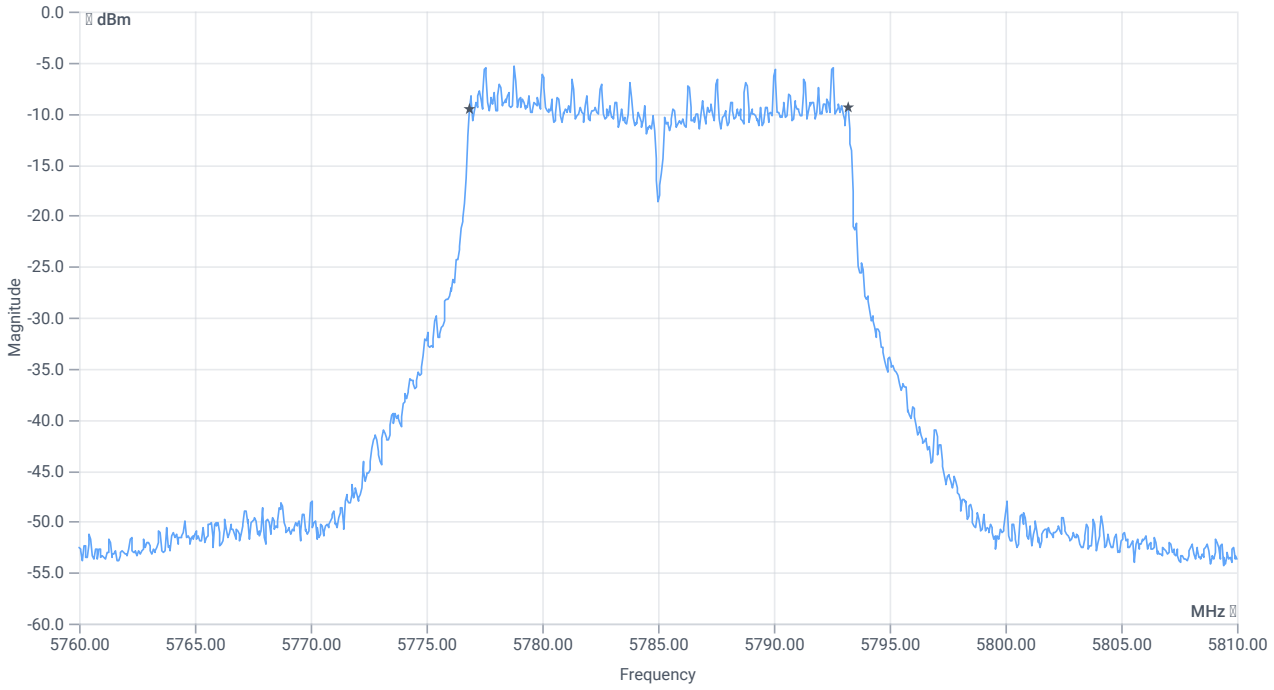

BW 6dB

RESULT

DESCRIPTION	LOWER LIMIT	UPPER LIMIT	MEASURED	UNIT	VERDICT
Bandwidth (6dB)	0.500	---	16.35	MHz	PASS

Verdict
PASS

FCC 15.407, ISED RSS247 # Bandwidths 99PCT and 26dB (UNII-3 20dB) ~ WLAN5Gx a mode U-NII-3

References

TC start	01.06.2026 12:36:54
Ambit temp (test rack) [°C] | humidity [rel%]	22.6 | 46
System version	6.0.7.5
Standard | Version	FCC 15.407, ISED RSS247 | NI
Method	26dB Bandwidth KDB789033 D02, C.1 / ISED RSS-GEN
Description	FCC 15.407 Bandwidths - WLAN5Gx a mode U-NII-3
Information	U-NII-3_OFDM_a-mode_20Mhz_ANT1_PS10 avg

EUT Common Settings WLAN5Gx

Number of antenna ports	2
User Interaction	No
Device class U-NII-1 (FCC)	Client
Limit W52 japan	Standard
TPC supported	No
Vehicle use (ISED)	No

Equipment

Signal analyzer,Rohde&Schwarz,FSV-40,1307.9002K40/101042,3.71
Switch matrix,cetecom advanced GmbH,USM,B002,1.0.0

Test Parameter

Technology to test	WLAN5Gx a mode
EUT port	EUT1
Temperature	nom
Voltage	nom
Frequency low to test	False | Freq [MHz] 5745
Frequency mid to test	True | Freq [MHz] 5785
Frequency high to test	False | Freq [MHz] 5825
Auto control enabled power supply | Climatic Box	No | No
Additional path loss [dB]	0
Full path type	EUT_SA_GEN_SIG
Full path name	EUT1.MP.SIG1/EUT1.SA/EUT1.GEN1/EUT1.GEN2/
Switch bits	00010001:00010001:00000000:00000001

Test at TX 5785 MHz

RESULT: Reference power cond.

DESCRIPTION	LOWER LIMIT	UPPER LIMIT	MEASURED	UNIT	VERDICT
Ref. power 1MHz/1MHz cond.	---	---	2.51	dBm	INFO
Ref. frequency	---	---	5780.800	MHz	INFO

READ SA SETTINGS:

RefLevel [dBm] | RefLevelOffset [dB] | InpAtt [dB]	10.51 | 12.84 | 15
Start [MHz] | Stop [MHz]	5760.000 | 5810.000
RBW [MHz] | VBW [MHz]	0.300000 | 1.000000
Detector | TraceMode	POS | MAXH
Sweep: time [ms] | count | points per Section | type	1 | 2500 | 1001 | SWE

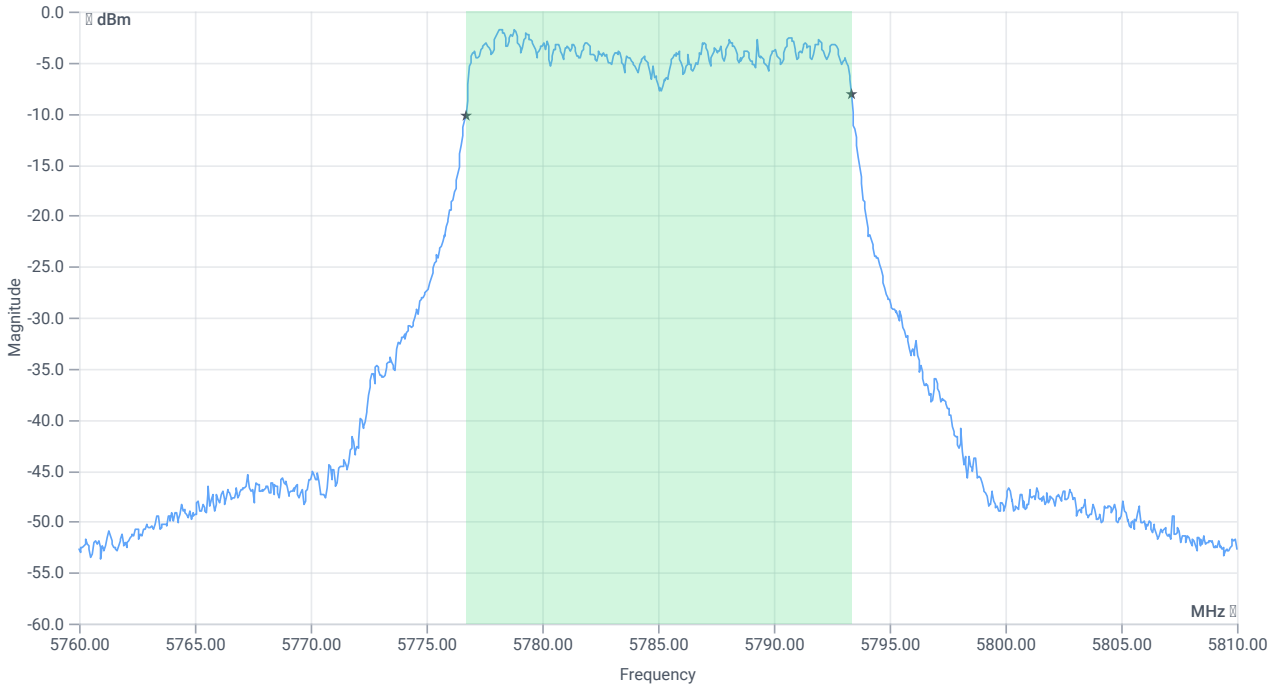

BW 99PCT

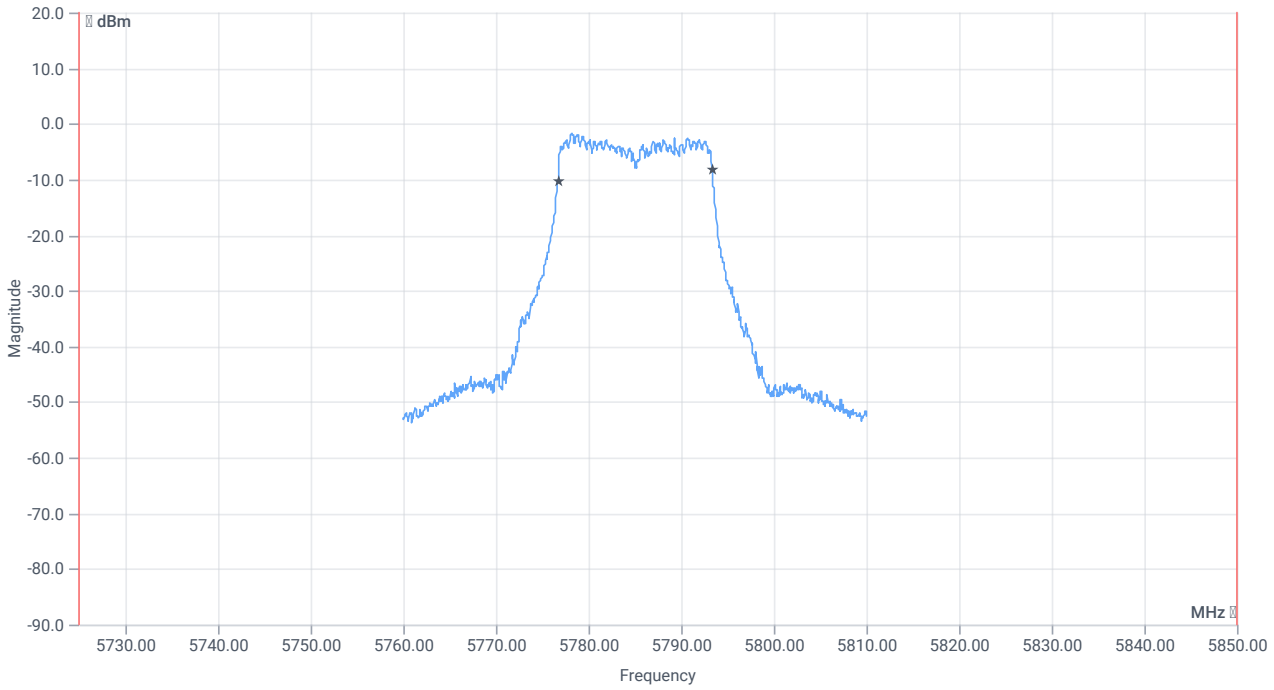

BW within band 99PCT

RESULT

DESCRIPTION	LOWER LIMIT	UPPER LIMIT	MEASURED	UNIT	VERDICT
Bandwidth 99%	---	---	16.633	MHz	INFO
T1 99%	5725.000000	---	5776.7083	MHz	PASS
T2 99%	---	5850.000000	5793.3417	MHz	PASS since U-NII-4 is supported

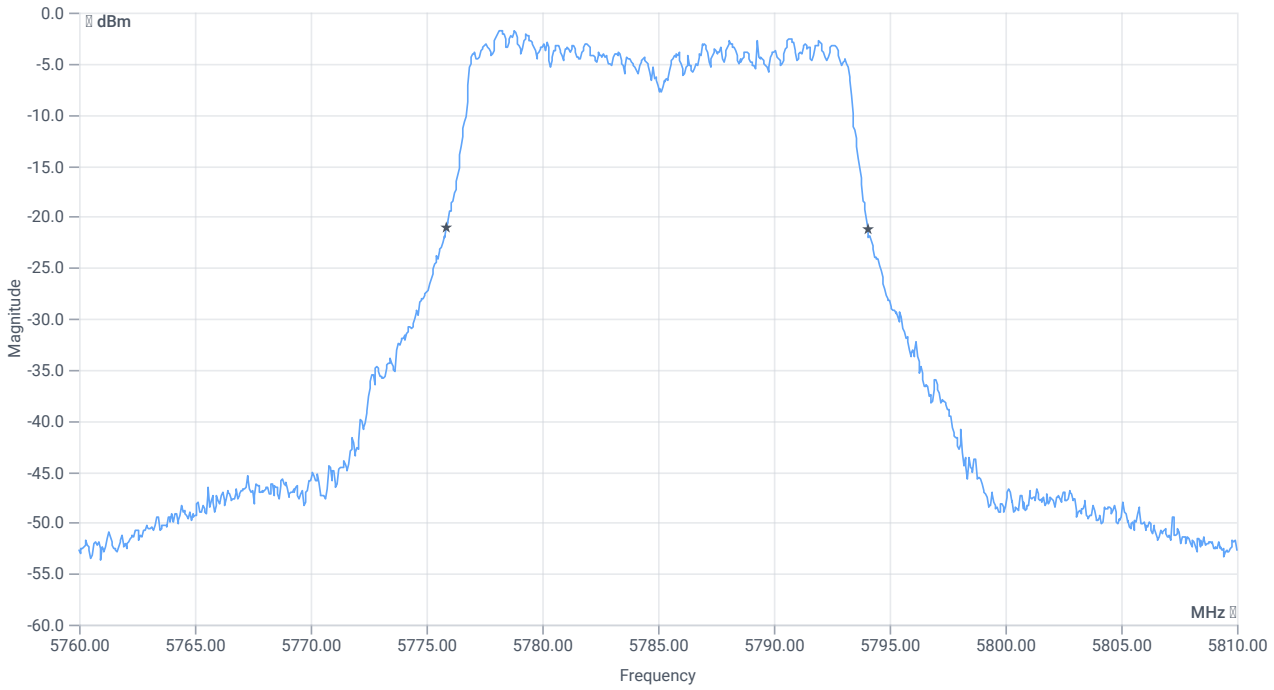

BW 20dB

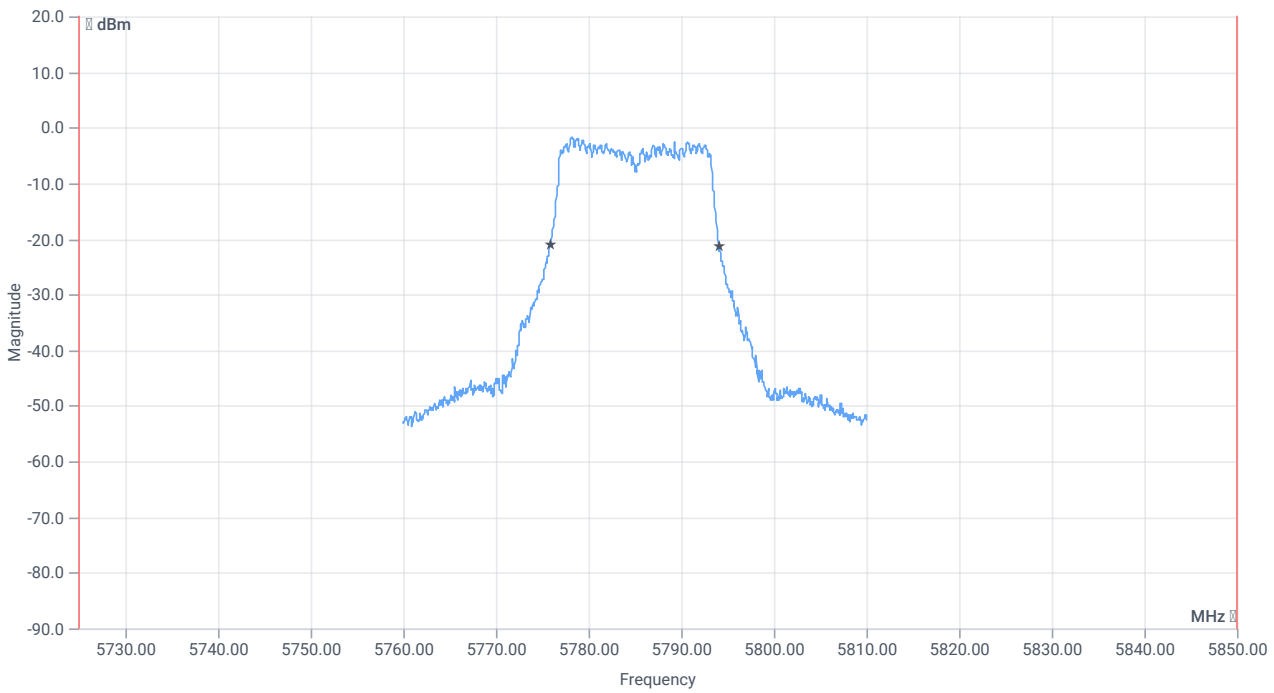

BW within band 20dB

RESULT

DESCRIPTION	LOWER LIMIT	UPPER LIMIT	MEASURED	UNIT	VERDICT
Bandwidth 20dB	---	---	18.2	MHz	INFO
T1 20dB	5725.000000	---	5775.8500	MHz	PASS

RESULT

DESCRIPTION	LOWER LIMIT	UPPER LIMIT	MEASURED	UNIT	VERDICT
T2 20dB	---	5850.000000	5794.0500	MHz	PASS since U-NII-4 is supported

Verdict
PASS

ISED RSS247 # Max output power and psd ~ WLAN5Gx a mode U-NII-3

References

TC start	01.06.2026 12:34:18
Ambit temp (test rack) [°C] | humidity [rel%]	22.6 | 46
System version	6.0.7.5
Standard | Version	ISED RSS247 | NI
Method	
Description	ISED Max Output Power & PSD - WLAN5Gx a mode U-NII-3
Information	U-NII-3_OFDM_a-mode_20Mhz_ANT1_PS10 avg

EUT Common Settings WLAN5Gx

Number of antenna ports	2
User Interaction	No
Device class U-NII-1 (FCC)	Client
Limit W52 japan	Standard
TPC supported	No
Vehicle use (ISED)	No

Equipment

Signal analyzer,Rohde&Schwarz,FSV-40,1307.9002K40/101042,3.71
Switch matrix,cetecom advanced GmbH,USM,B002,1.0.0

Test Parameter

Technology to test	WLAN5Gx a mode
EUT port	EUT1
Temperature	nom
Voltage	nom
Frequency low to test	False | Freq [MHz] 5745
Frequency mid to test	True | Freq [MHz] 5785
Frequency high to test	False | Freq [MHz] 5825
Auto control enabled power supply | Climatic Box	No | No
Additional path loss [dB]	0
Full path type	EUT_SA_GEN_SIG
Full path name	EUT1.MP.SIG1/EUT1.SA/EUT1.GEN1/EUT1.GEN2/
Switch bits	00010001:00010001:00000000:00000001

Test at TX 5785 MHz

RESULT: Reference power cond.

DESCRIPTION	LOWER LIMIT	UPPER LIMIT	MEASURED	UNIT	VERDICT
Ref. power 1MHz/1MHz cond.	---	---	2.56	dBm	INFO
Ref. frequency	---	---	5791.190	MHz	INFO

Evaluation max. duty cycle

Duty cycle evaluation

DESCRIPTION	LOWER LIMIT	UPPER LIMIT	MEASURED	UNIT	VERDICT
Duty cycle min	---	---	0	dB	DC > 98% defined

Evaluation bandwidth

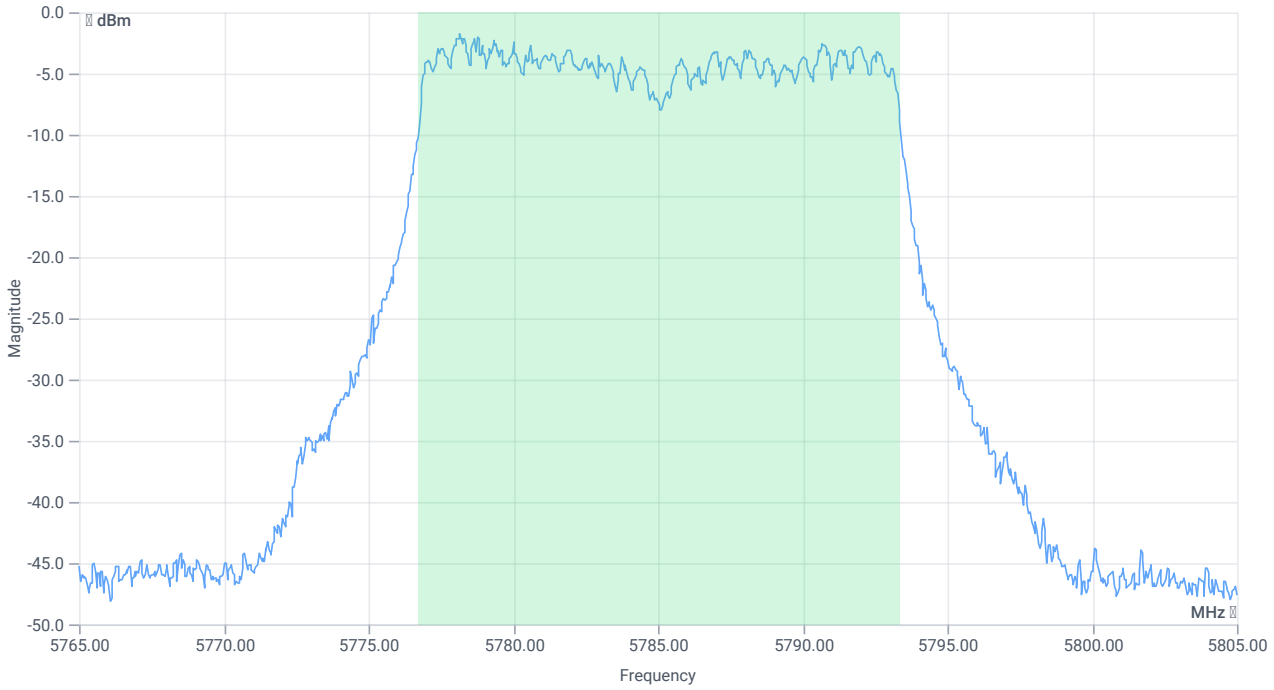

BW 99PCT

RESULT

DESCRIPTION	LOWER LIMIT	UPPER LIMIT	MEASURED	UNIT	VERDICT
Bandwidth 99%	---	---	16.623	MHz	INFO
T1 99%	---	---	5776.7283	MHz	INFO
T2 99%	---	---	5793.3516	MHz	INFO

Maximum Output Power

Antenna gain

Considered antenna gain [dBi]:	5.8 @ 5785 MHz

READ SA SETTINGS:

RefLevel [dBm] | RefLevelOffset [dB] | InpAtt [dB]	14.56 | 12.84 | 20
Start [MHz] | Stop [MHz]	5765.000 | 5805.000
RBW [MHz] | VBW [MHz]	1.000000 | 3.000000
Detector | TraceMode	RMS | MAXH
Sweep: time [ms] | count | points per Section | type	59600 | 1 | 161 | SWE

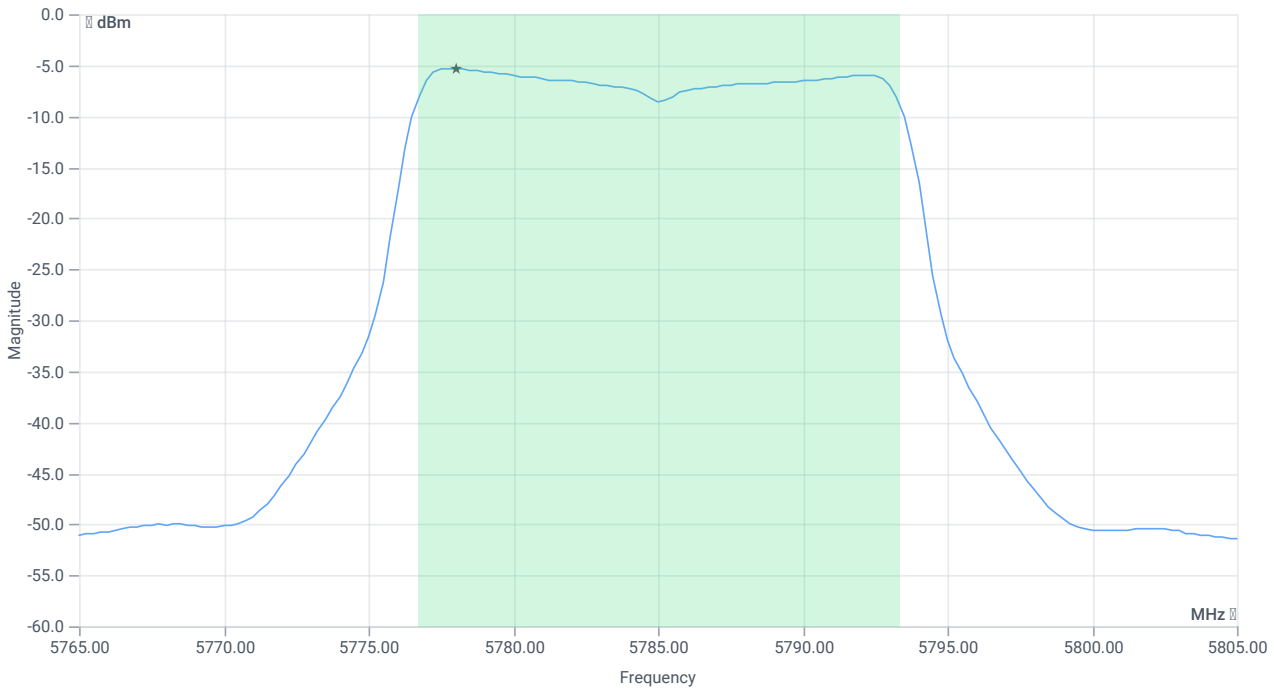

Max OP and PSD (without antenna gain)

RESULT

DESCRIPTION	LOWER LIMIT	UPPER LIMIT	MEASURED	UNIT	VERDICT
Max output power cond	---	---	5.36	dBm	INFO
Duty cycle correction	---	---	0	dB	INFO
LIMIT absolute cond					
Max output power DC corrected cond	---	30	5.36	dBm	PASS
Antenna gain applied			5.8	dBi	INFO
LIMIT absolute eirp (RSS-247 §6.2.4)					
Max output power DC corrected eirp	---	36	11.16	dBm	PASS

READ SA SETTINGS:

RefLevel [dBm] | RefLevelOffset [dB] | InpAtt [dB]	14.56 | 12.84 | 20
Start [MHz] | Stop [MHz]	5765.000 | 5805.000
RBW [MHz] | VBW [MHz]	0.500000 | 3.000000
Detector | TraceMode	RMS | MAXH
Sweep: time [ms] | count | points per Section | type	59600 | 1 | 161 | SWE

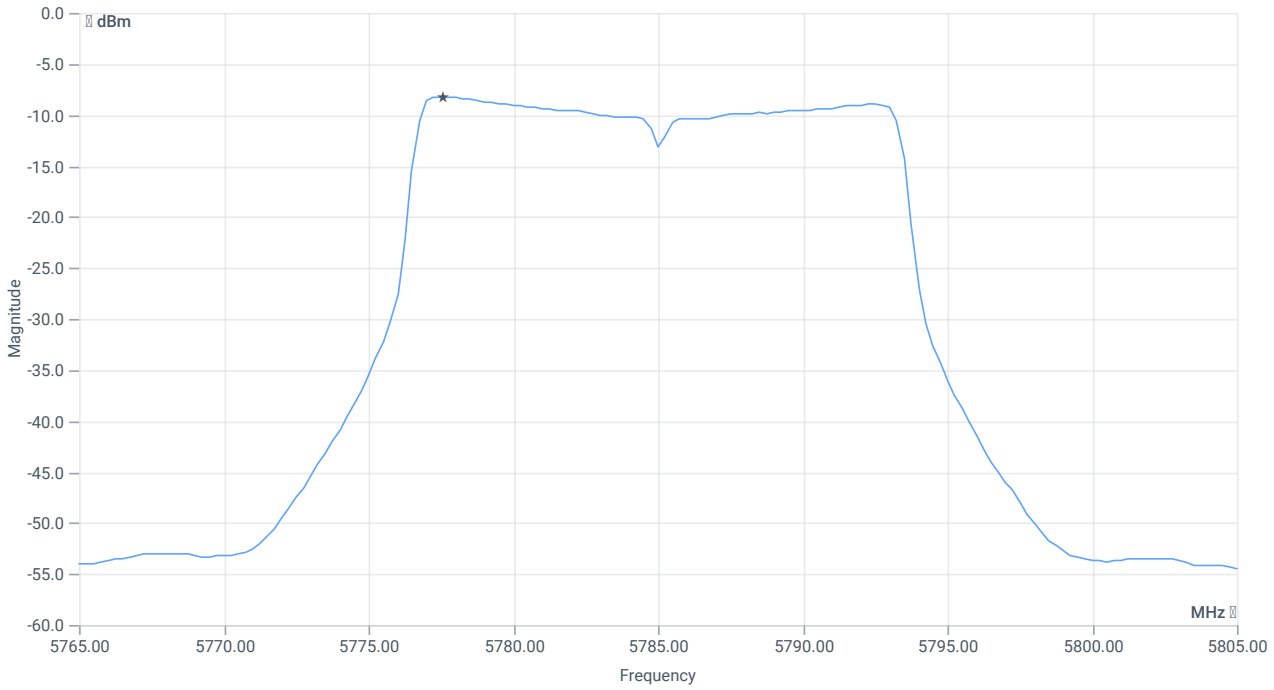

PSD UNII-3

RESULT

DESCRIPTION	LOWER LIMIT	UPPER LIMIT	MEASURED	UNIT	VERDICT
Power spectral density cond	---		-8.2	dBm/0.5MHz	INFO
Power spectral density DC corrected cond	---	30	-8.2	dBm/0.5MHz	PASS

Verdict
PASS

FCC 15.407 # Max output power and psd ~ WLAN5Gx a mode U-NII-3

References

TC start	01.06.2026 12:31:41
Ambit temp (test rack) [°C] | humidity [rel%]	22.6 | 47
System version	6.0.7.5
Standard | Version	FCC 15.407 | NI
Method	KDB789033 D02, F., E.2.e.
Description	FCC 15.407 Max Output Power & PSD - WLAN5Gx a mode U-NII-3
Information	U-NII-3_OFDM_a-mode_20Mhz_ANT1_PS10 avg

EUT Common Settings WLAN5Gx

Number of antenna ports	2
User Interaction	No
Device class U-NII-1 (FCC)	Client
Limit W52 japan	Standard
TPC supported	No
Vehicle use (ISED)	No

Equipment

Signal analyzer,Rohde&Schwarz,FSV-40,1307.9002K40/101042,3.71
Switch matrix,cetecom advanced GmbH,USM,B002,1.0.0

Test Parameter

Technology to test	WLAN5Gx a mode
EUT port	EUT1
Temperature	nom
Voltage	nom
Frequency low to test	False | Freq [MHz] 5745
Frequency mid to test	True | Freq [MHz] 5785
Frequency high to test	False | Freq [MHz] 5825
Auto control enabled power supply | Climatic Box	No | No
Additional path loss [dB]	0
Full path type	EUT_SA_GEN_SIG
Full path name	EUT1.MP.SIG1/EUT1.SA/EUT1.GEN1/EUT1.GEN2/
Switch bits	00010001:00010001:00000000:00000001

Test at TX 5785 MHz

RESULT: Reference power cond.

DESCRIPTION	LOWER LIMIT	UPPER LIMIT	MEASURED	UNIT	VERDICT
Ref. power 1MHz/1MHz cond.	---	---	2.45	dBm	INFO
Ref. frequency	---	---	5779.210	MHz	INFO

Evaluation max. duty cycle

Duty cycle evaluation

DESCRIPTION	LOWER LIMIT	UPPER LIMIT	MEASURED	UNIT	VERDICT
Duty cycle min	---	---	0	dB	DC > 98% defined

Evaluation bandwidth

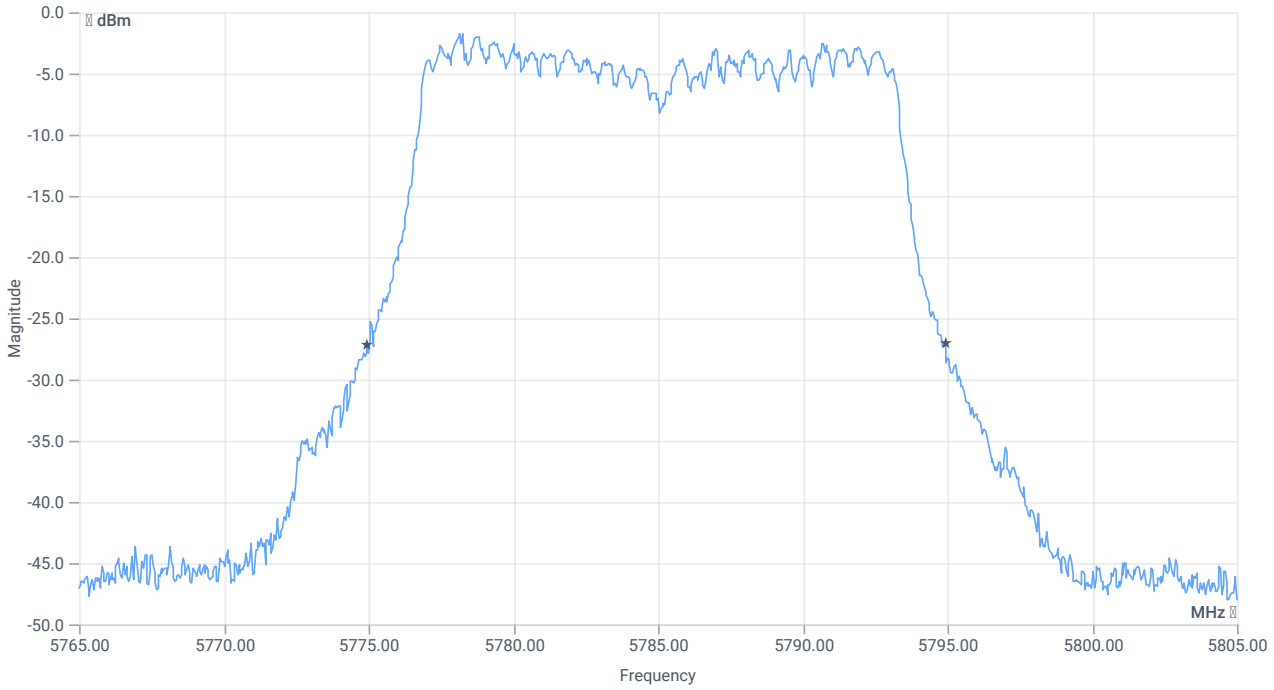

BW 26dB

RESULT

DESCRIPTION	LOWER LIMIT	UPPER LIMIT	MEASURED	UNIT	VERDICT
Bandwidth 26dB	---	---	19.96	MHz	INFO
T1 26dB	---	---	5774.9600	MHz	INFO
T2 26dB	---	---	5794.9200	MHz	INFO

Maximum Output Power

READ SA SETTINGS:

RefLevel [dBm] | RefLevelOffset [dB] | InpAtt [dB]	14.45 | 12.84 | 20
Start [MHz] | Stop [MHz]	5765.000 | 5805.000
RBW [MHz] | VBW [MHz]	1.000000 | 3.000000
Detector | TraceMode	RMS | MAXH
Sweep: time [ms] | count | points per Section | type	59600 | 1 | 161 | SWE

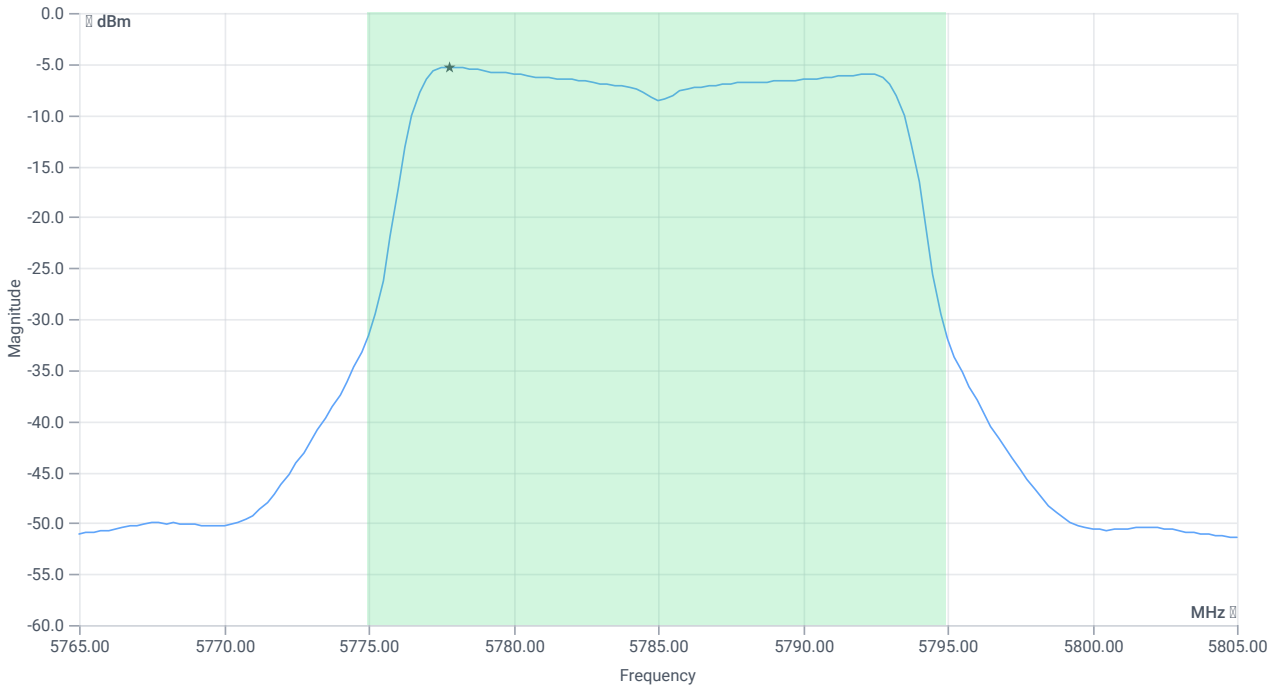

Max OP and PSD

RESULT

CONDUCTED LIMITS FOR MAX ANTENNA GAIN OF 6 D BI					
Description	Lower Limit	Upper Limit	Measured	Unit	Verdict
Max output power cond	---	---	5.47	dBm	INFO
Duty cycle correction	---	---	0	dB	INFO
LIMIT absolute:					
Max output power DC corrected cond	---	30	5.47	dBm	PASS
LIMIT: 11 dBm + 10 log 19.96					
Max output power DC corrected cond	---	24	5.47	dBm	na

Power Spectral Density U-NII-3

READ SA SETTINGS:

RefLevel [dBm] | RefLevelOffset [dB] | InpAtt [dB]	14.45 | 12.84 | 20

READ SA SETTINGS:

Start [MHz] | Stop [MHz]	5765.000 | 5805.000
RBW [MHz] | VBW [MHz]	0.500000 | 3.000000
Detector | TraceMode	RMS | MAXH
Sweep: time [ms] | count | points per Section | type	59600 | 1 | 161 | SWE

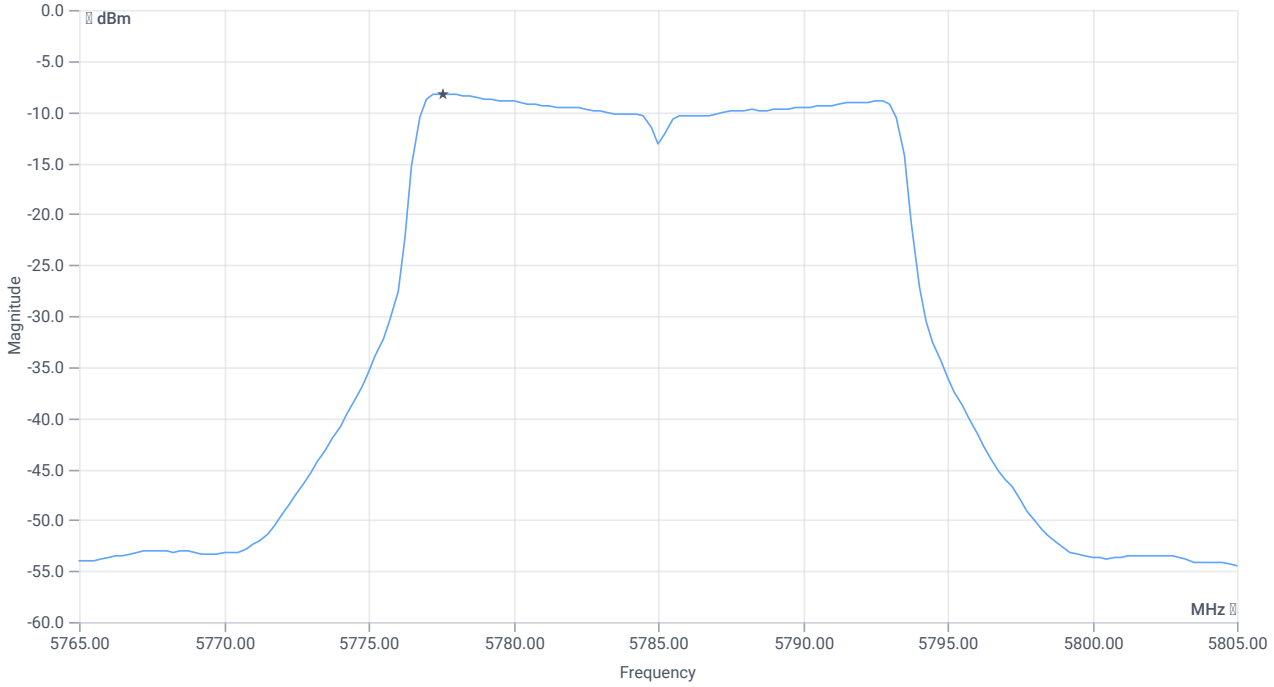

PSD UNII-3

RESULT

CONDUCTED LIMITS FOR MAX ANTENNA GAIN OF 6 D BI					
Description	Lower Limit	Upper Limit	Measured	Unit	Verdict
Power spectral density cond	---	---	-8.22	dBm/0.5MHz	INFO
Duty cycle correction	---	---	0	dB	INFO
Power spectral density DC corrected cond	---	30	-8.22	dBm/0.5MHz	PASS

Verdict
PASS

NA # Peak output power 3MHz/3MHz ~ WLAN5Gx a mode U-NII-3

References

TC start	01.06.2026 12:31:15
Ambit temp (test rack) [°C] | humidity [rel%]	22.6 | 47
System version	6.0.7.5
Standard | Version	NA | NI
Method	
Description	Peak OP 3MHz/3MHz - WLAN5Gx a mode U-NII-3
Information	U-NII-3_OFDM_a-mode_20Mhz_ANT1_PS10 avg

EUT Common Settings WLAN5Gx

Number of antenna ports	2
User Interaction	No
Device class U-NII-1 (FCC)	Client
Limit W52 japan	Standard
TPC supported	No
Vehicle use (ISED)	No

Equipment

Signal analyzer,Rohde&Schwarz,FSV-40,1307.9002K40/101042,3.71
Switch matrix,cetecom advanced GmbH,USM,B002,1.0.0

Test Parameter

Technology to test	WLAN5Gx a mode
EUT port	EUT1
Temperature	nom
Voltage	nom
Frequency low to test	False | Freq [MHz] 5745
Frequency mid to test	True | Freq [MHz] 5785
Frequency high to test	False | Freq [MHz] 5825
Auto control enabled power supply | Climatic Box	No | No
Additional path loss [dB]	0
Full path type	EUT_SA_GEN_SIG
Full path name	EUT1.MP.SIG1/EUT1.SA/EUT1.GEN1/EUT1.GEN2/
Switch bits	00010001:00010001:00000000:00000001

Test at TX 5785 MHz

RESULT: Reference power cond.

DESCRIPTION	LOWER LIMIT	UPPER LIMIT	MEASURED	UNIT	VERDICT
Ref. power 1MHz/1MHz cond.	---	---	2.75	dBm	INFO
Ref. frequency	---	---	5779.410	MHz	INFO

READ SA SETTINGS:

RefLevel [dBm] | RefLevelOffset [dB] | InpAtt [dB]	14.75 | 12.84 | 20
Start [MHz] | Stop [MHz]	5760.000 | 5810.000
RBW [MHz] | VBW [MHz]	3.000000 | 3.000000
Detector | TraceMode	POS | MAXH
Sweep: time [ms] | count | points per Section | type	300 | 20 | 1001 | SWE

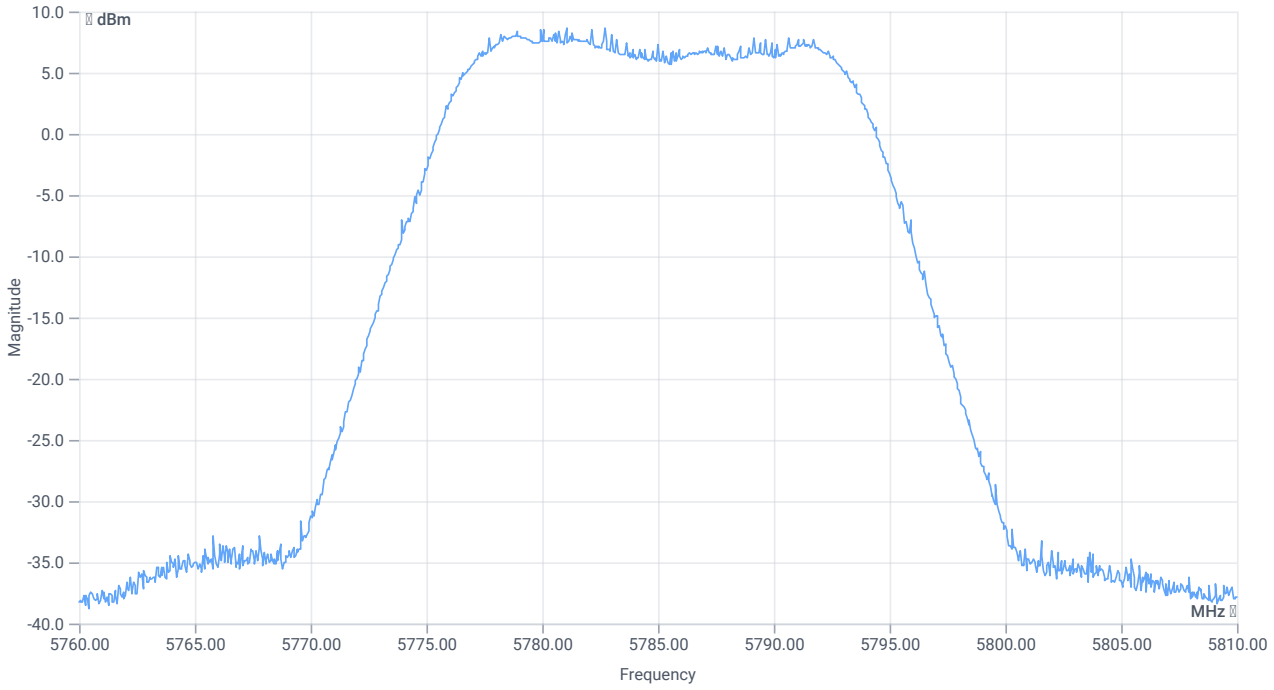

Peak output power

RESULT

DESCRIPTION	LOWER LIMIT	UPPER LIMIT	MEASURED	UNIT	VERDICT
Peak Power	---	---	8.68	dBm	INFO
Peak Power	---	---	7.379042	mW	INFO
Frequency at Peak	---	---	5781.054	MHz	INFO

Verdict
PASS

NA # Message with SA scan ~

References

TC start	01.06.2026 12:30:44
Ambit temp (test rack) [°C] | humidity [rel%]	22.6 | 47
System version	6.0.7.5
Standard | Version	NA | NI
Method	
Description	Message with SA Scan a_mode_U_NII_3
Information	U-NII-3_OFDM_a-mode_20Mhz_ANT1_PS10 avg

Equipment

Signal analyzer,Rohde&Schwarz,FSV-40,1307.9002K40/101042,3.71
Switch matrix,cetecom advanced GmbH,USM,B002,1.0.0

Test Parameter

Full path type	EUT_SA_GEN_SIG
Full path name	EUT1.MP.SIG1/EUT1.SA/EUT1.GEN1/EUT1.GEN2/
Switch bits	00010001:00010001:00000000:00000001
Message start	01.06.2026 12:30:47
Message	set WLAN5Gx to a_mode_U_NII_3, Frequency [MHz] 5785 , Information: U-NII-3_OFDM_a-mode_20Mhz_ANT1_PS10 avg

Verdict
INFO

FCC 15.407, ISED RSS247 # Emission mask (eirp) ~ WLAN5Gx a mode U-NII-3

References

TC start	01.06.2026 12:30:04
Ambit temp (test rack) [°C] | humidity [rel%]	22.6 | 47
System version	6.0.7.5
Standard | Version	FCC 15.407, ISED RSS247 | NI
Method	NI
Description	FCC 15.407 Emission mask - WLAN5Gx a mode U-NII-3
Information	U-NII-3_OFDM_a-mode_20Mhz_ANT1_PS10 avg

EUT Common Settings WLAN5Gx

Number of antenna ports	2
User Interaction	No
Device class U-NII-1 (FCC)	Client
Limit W52 japan	Standard
TPC supported	No
Vehicle use (ISED)	No

Equipment

Signal analyzer,Rohde&Schwarz,FSV-40,1307.9002K40/101042,3.71
Switch matrix,cetecom advanced GmbH,USM,B002,1.0.0

Test Parameter

Technology to test	WLAN5Gx a mode
EUT port	EUT1
Temperature	nom
Voltage	nom
Frequency low to test	True | Freq [MHz] 5745
Frequency mid to test	False | Freq [MHz] 5785
Frequency high to test	False | Freq [MHz] 5825
Auto control enabled power supply | Climatic Box	No | No
Additional path loss [dB]	0
Full path type	EUT_SA_GEN_SIG
Full path name	EUT1.MP.SIG1/EUT1.SA/EUT1.GEN1/EUT1.GEN2/
Switch bits	00010001:00010001:00000000:00000001

Test at TX 5745 MHz

Number of antenna ports: 2

reduction of limit due to number of antenna ports [dB]: 3

RESULT: Reference power cond.

DESCRIPTION	LOWER LIMIT	UPPER LIMIT	MEASURED	UNIT	VERDICT
Ref. power 1MHz/1MHz cond.	---	---	4.33	dBm	INFO
Ref. frequency	---	---	5752.390	MHz	INFO

Antenna gain

Considered antenna gain [dBi]:	6.06 / max found in range 5625 to 5950 MHz

READ SA SETTINGS:

RefLevel [dBm] | RefLevelOffset [dB] | InpAtt [dB]	7.33 | 12.81 | 10
Start [MHz] | Stop [MHz]	5625.000 | 5950.000
RBW [MHz] | VBW [MHz]	1.000000 | 3.000000
Detector | TraceMode	POS | MAXH
Sweep: time [ms] | count | points per Section | type	1 | 2500 | 1001 | SWE

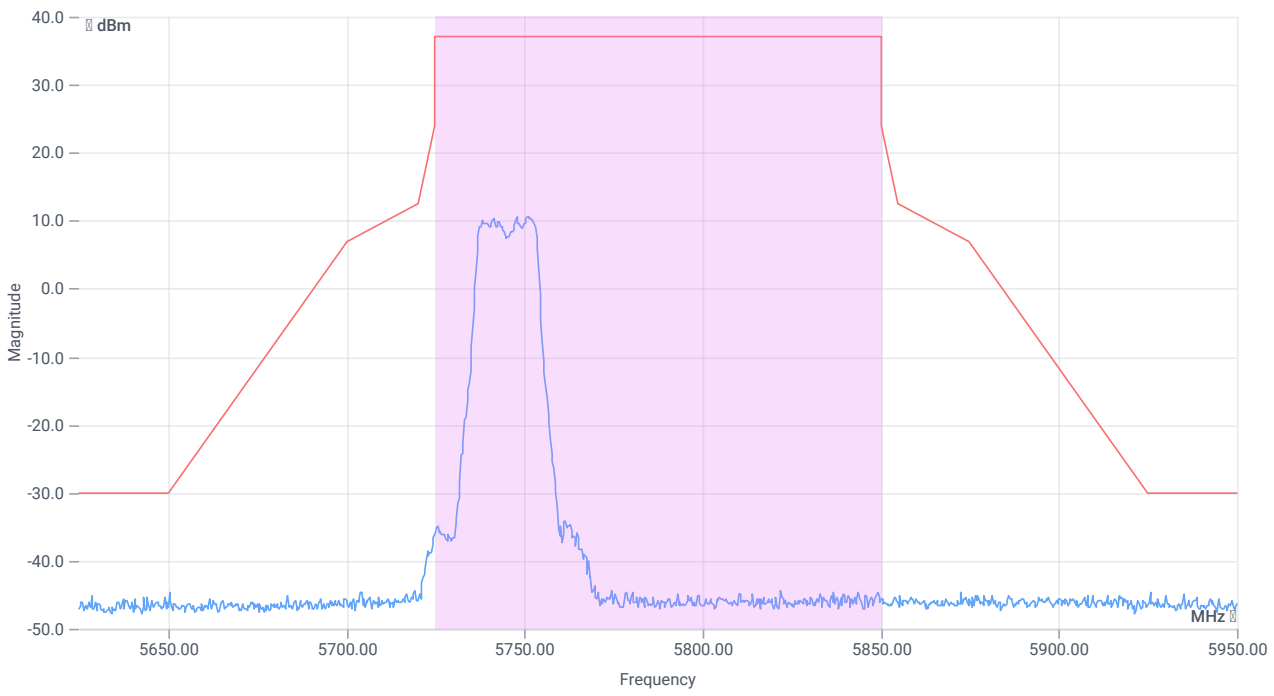

Emission Mask (e.i.r.p)

RESULT

DESCRIPTION	LOWER LIMIT	UPPER LIMIT	MEASURED	UNIT	VERDICT

Verdict
PASS

FCC 15.407, ISED RSS247 # Minimum emission bandwidth ~ WLAN5Gx a mode U-NII-3

References

TC start	01.06.2026 12:29:20
Ambit temp (test rack) [°C] | humidity [rel%]	22.6 | 47
System version	6.0.7.5
Standard | Version	FCC 15.407, ISED RSS247 | NI
Method	KDB789033 D02, C.2.
Description	FCC 15.407 Min Emission Bandwidth - WLAN5Gx a mode U-NII-3
Information	U-NII-3_OFDM_a-mode_20Mhz_ANT1_PS10 avg

EUT Common Settings WLAN5Gx

Number of antenna ports	2
User Interaction	No
Device class U-NII-1 (FCC)	Client
Limit W52 japan	Standard
TPC supported	No
Vehicle use (ISED)	No

Equipment

Signal analyzer,Rohde&Schwarz,FSV-40,1307.9002K40/101042,3.71
Switch matrix,cetecom advanced GmbH,USM,B002,1.0.0

Test Parameter

Technology to test	WLAN5Gx a mode
EUT port	EUT1
Temperature	nom
Voltage	nom
Frequency low to test	True | Freq [MHz] 5745
Frequency mid to test	False | Freq [MHz] 5785
Frequency high to test	False | Freq [MHz] 5825
Auto control enabled power supply | Climatic Box	No | No
Additional path loss [dB]	0
Full path type	EUT_SA_GEN_SIG
Full path name	EUT1.MP.SIG1/EUT1.SA/EUT1.GEN1/EUT1.GEN2/
Switch bits	00010001:00010001:00000000:00000001

Test at TX 5745 MHz

RESULT: Reference power cond.

DESCRIPTION	LOWER LIMIT	UPPER LIMIT	MEASURED	UNIT	VERDICT
Ref. power 1MHz/1MHz cond.	---	---	3.68	dBm	INFO
Ref. frequency	---	---	5752.190	MHz	INFO

READ SA SETTINGS:

RefLevel [dBm] | RefLevelOffset [dB] | InpAtt [dB]	15.68 | 12.81 | 20
Start [MHz] | Stop [MHz]	5720.000 | 5770.000
RBW [MHz] | VBW [MHz]	0.100000 | 0.300000
Detector | TraceMode	POS | MAXH
Sweep: time [ms] | count | points per Section | type	2 | 1500 | 1001 | SWE

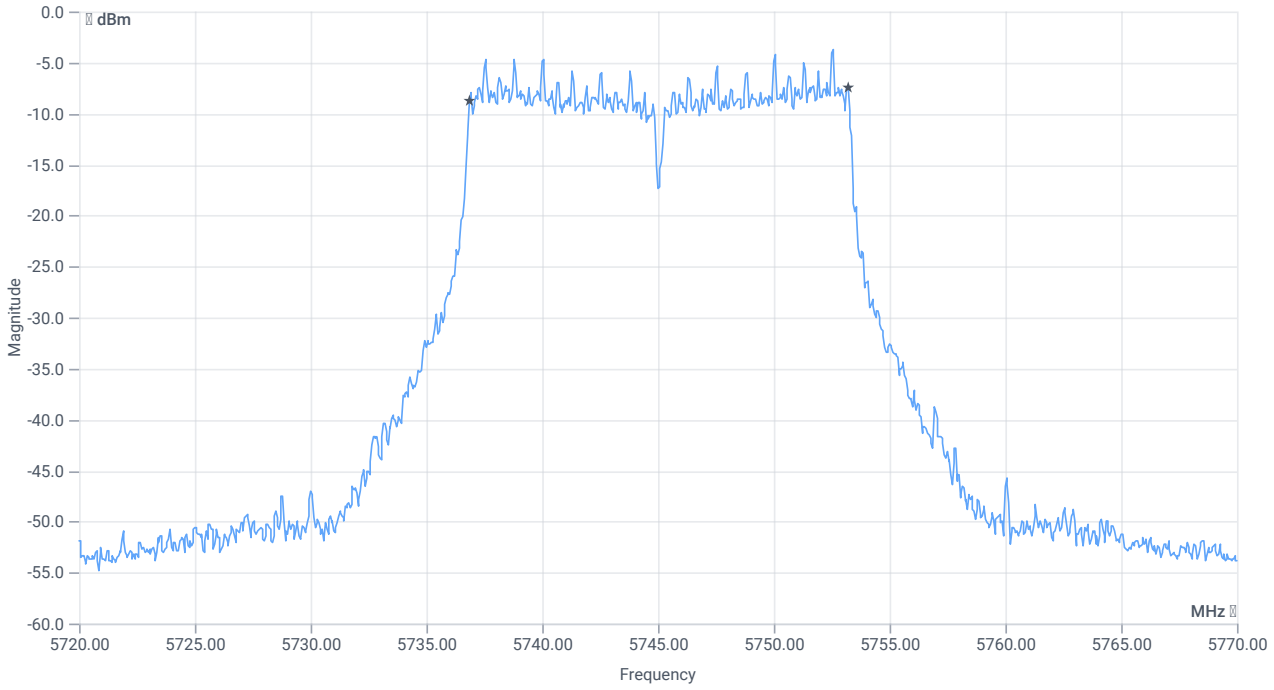

BW 6dB

RESULT

DESCRIPTION	LOWER LIMIT	UPPER LIMIT	MEASURED	UNIT	VERDICT
Bandwidth (6dB)	0.500	---	16.35	MHz	PASS

Verdict
PASS

FCC 15.407, ISED RSS247 # Bandwidths 99PCT and 26dB (UNII-3 20dB) ~ WLAN5Gx a mode U-NII-3

References

TC start	01.06.2026 12:28:47
Ambit temp (test rack) [°C] | humidity [rel%]	22.6 | 47
System version	6.0.7.5
Standard | Version	FCC 15.407, ISED RSS247 | NI
Method	26dB Bandwidth KDB789033 D02, C.1 / ISED RSS-GEN
Description	FCC 15.407 Bandwidths - WLAN5Gx a mode U-NII-3
Information	U-NII-3_OFDM_a-mode_20Mhz_ANT1_PS10 avg

EUT Common Settings WLAN5Gx

Number of antenna ports	2
User Interaction	No
Device class U-NII-1 (FCC)	Client
Limit W52 japan	Standard
TPC supported	No
Vehicle use (ISED)	No

Equipment

Signal analyzer,Rohde&Schwarz,FSV-40,1307.9002K40/101042,3.71
Switch matrix,cetecom advanced GmbH,USM,B002,1.0.0

Test Parameter

Technology to test	WLAN5Gx a mode
EUT port	EUT1
Temperature	nom
Voltage	nom
Frequency low to test	True | Freq [MHz] 5745
Frequency mid to test	False | Freq [MHz] 5785
Frequency high to test	False | Freq [MHz] 5825
Auto control enabled power supply | Climatic Box	No | No
Additional path loss [dB]	0
Full path type	EUT_SA_GEN_SIG
Full path name	EUT1.MP.SIG1/EUT1.SA/EUT1.GEN1/EUT1.GEN2/
Switch bits	00010001:00010001:00000000:00000001

Test at TX 5745 MHz

RESULT: Reference power cond.

DESCRIPTION	LOWER LIMIT	UPPER LIMIT	MEASURED	UNIT	VERDICT
Ref. power 1MHz/1MHz cond.	---	---	3.37	dBm	INFO
Ref. frequency	---	---	5752.390	MHz	INFO

READ SA SETTINGS:

RefLevel [dBm] | RefLevelOffset [dB] | InpAtt [dB]	11.37 | 12.81 | 15
Start [MHz] | Stop [MHz]	5720.000 | 5770.000
RBW [MHz] | VBW [MHz]	0.300000 | 1.000000
Detector | TraceMode	POS | MAXH
Sweep: time [ms] | count | points per Section | type	1 | 2500 | 1001 | SWE

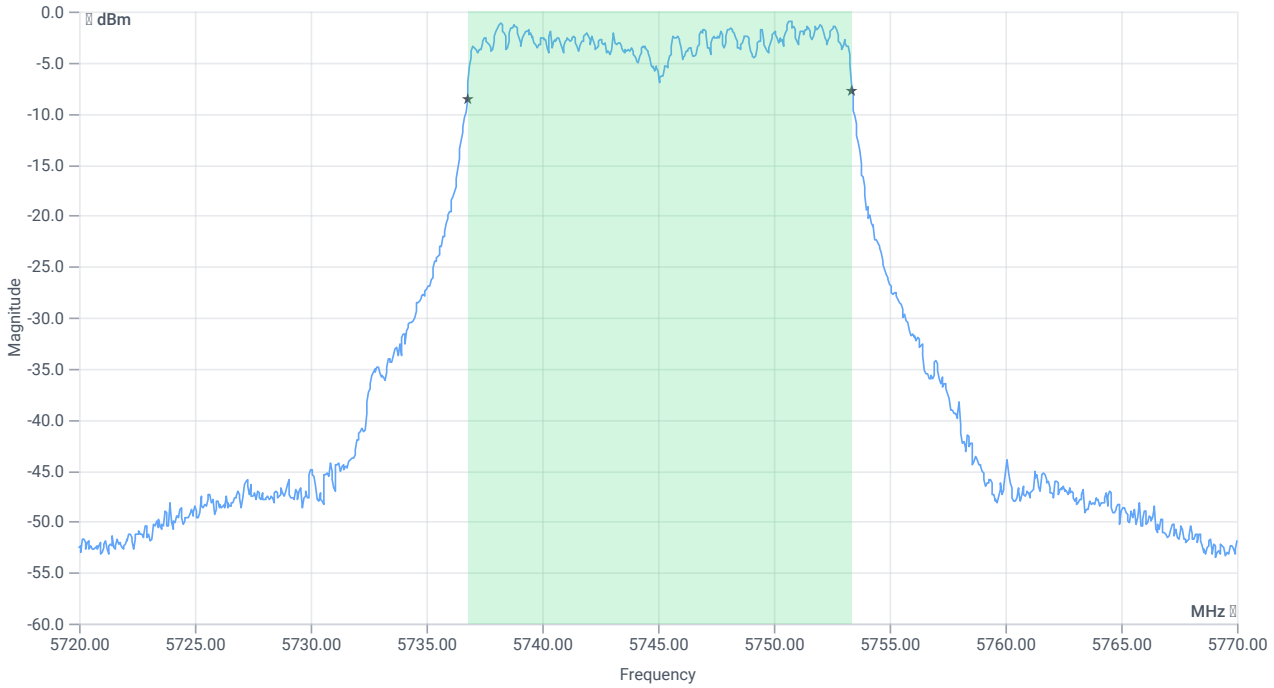

BW 99PCT

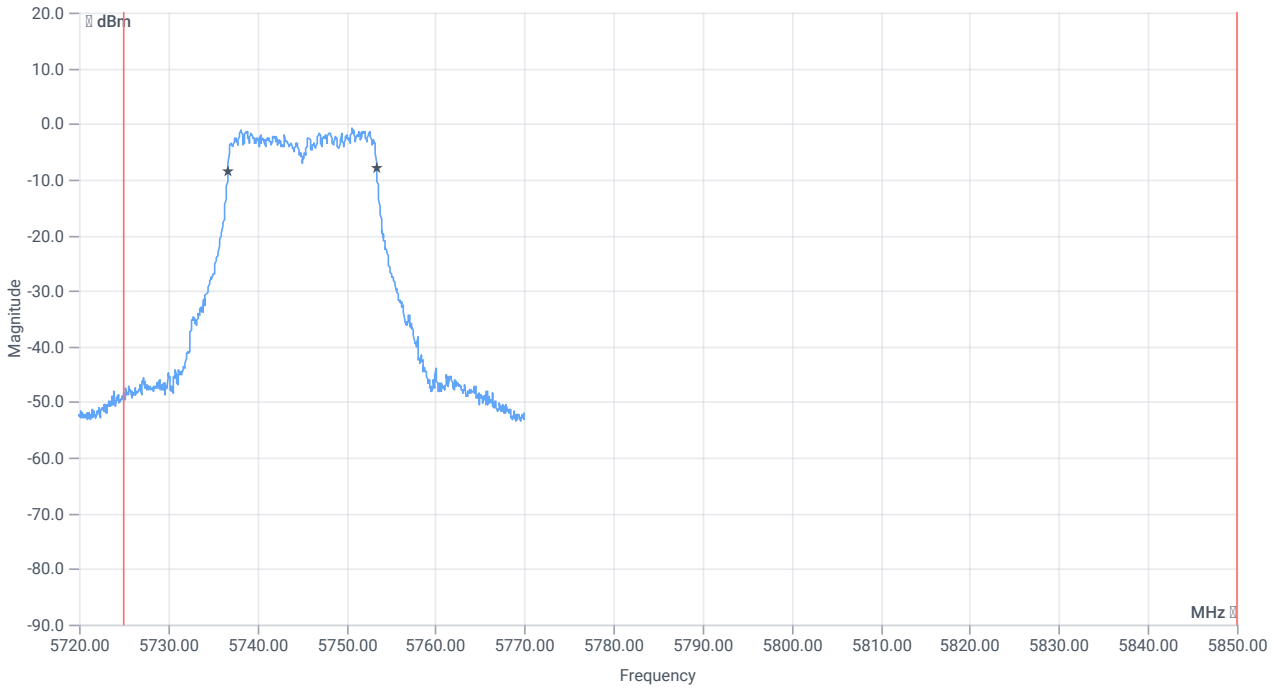

BW within band 99PCT

RESULT

DESCRIPTION	LOWER LIMIT	UPPER LIMIT	MEASURED	UNIT	VERDICT
Bandwidth 99%	---	---	16.633	MHz	INFO
T1 99%	5725.000000	---	5736.7582	MHz	PASS
T2 99%	---	5850.000000	5753.3916	MHz	PASS since U-NII-4 is supported

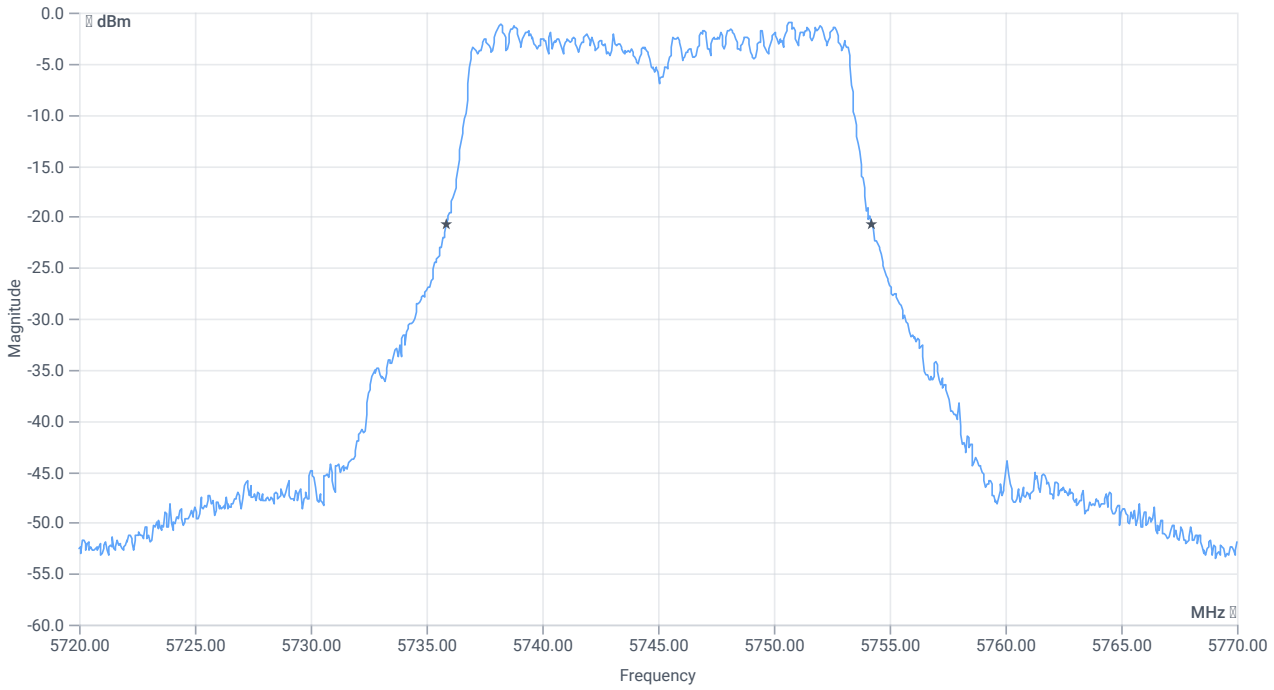

BW 20dB

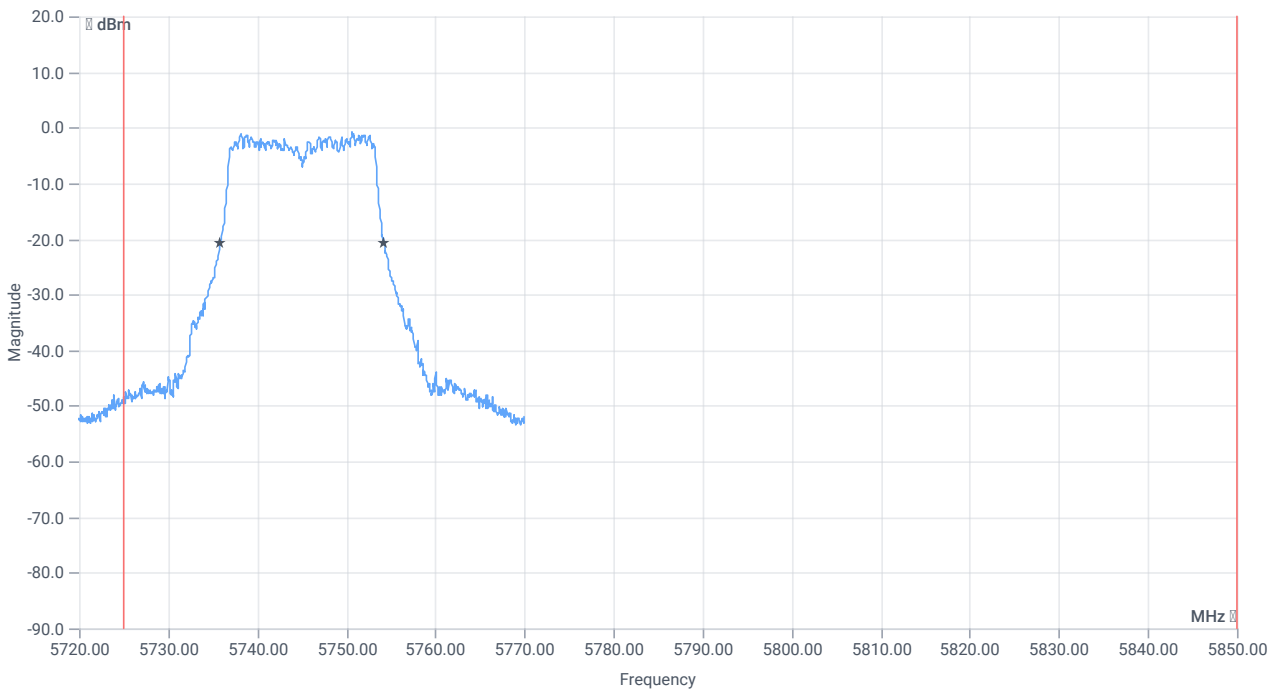

BW within band 20dB

RESULT

DESCRIPTION	LOWER LIMIT	UPPER LIMIT	MEASURED	UNIT	VERDICT
Bandwidth 20dB	---	---	18.35	MHz	INFO
T1 20dB	5725.000000	---	5735.8500	MHz	PASS

RESULT

DESCRIPTION	LOWER LIMIT	UPPER LIMIT	MEASURED	UNIT	VERDICT
T2 20dB	---	5850.000000	5754.2000	MHz	PASS since U-NII-4 is supported

Verdict
PASS

ISED RSS247 # Max output power and psd ~ WLAN5Gx a mode U-NII-3

References

TC start	01.06.2026 12:26:09
Ambit temp (test rack) [°C] | humidity [rel%]	22.7 | 46
System version	6.0.7.5
Standard | Version	ISED RSS247 | NI
Method	
Description	ISED Max Output Power & PSD - WLAN5Gx a mode U-NII-3
Information	U-NII-3_OFDM_a-mode_20Mhz_ANT1_PS10 avg

EUT Common Settings WLAN5Gx

Number of antenna ports	2
User Interaction	No
Device class U-NII-1 (FCC)	Client
Limit W52 japan	Standard
TPC supported	No
Vehicle use (ISED)	No

Equipment

Signal analyzer,Rohde&Schwarz,FSV-40,1307.9002K40/101042,3.71
Switch matrix,cetecom advanced GmbH,USM,B002,1.0.0

Test Parameter

Technology to test	WLAN5Gx a mode
EUT port	EUT1
Temperature	nom
Voltage	nom
Frequency low to test	True | Freq [MHz] 5745
Frequency mid to test	False | Freq [MHz] 5785
Frequency high to test	False | Freq [MHz] 5825
Auto control enabled power supply | Climatic Box	No | No
Additional path loss [dB]	0
Full path type	EUT_SA_GEN_SIG
Full path name	EUT1.MP.SIG1/EUT1.SA/EUT1.GEN1/EUT1.GEN2/
Switch bits	00010001:00010001:00000000:00000001

Test at TX 5745 MHz

RESULT: Reference power cond.

DESCRIPTION	LOWER LIMIT	UPPER LIMIT	MEASURED	UNIT	VERDICT
Ref. power 1MHz/1MHz cond.	---	---	4.41	dBm	INFO
Ref. frequency	---	---	5750.590	MHz	INFO

Evaluation max. duty cycle

Duty cycle evaluation

DESCRIPTION	LOWER LIMIT	UPPER LIMIT	MEASURED	UNIT	VERDICT
Duty cycle min	---	---	0	dB	DC > 98% defined

Evaluation bandwidth

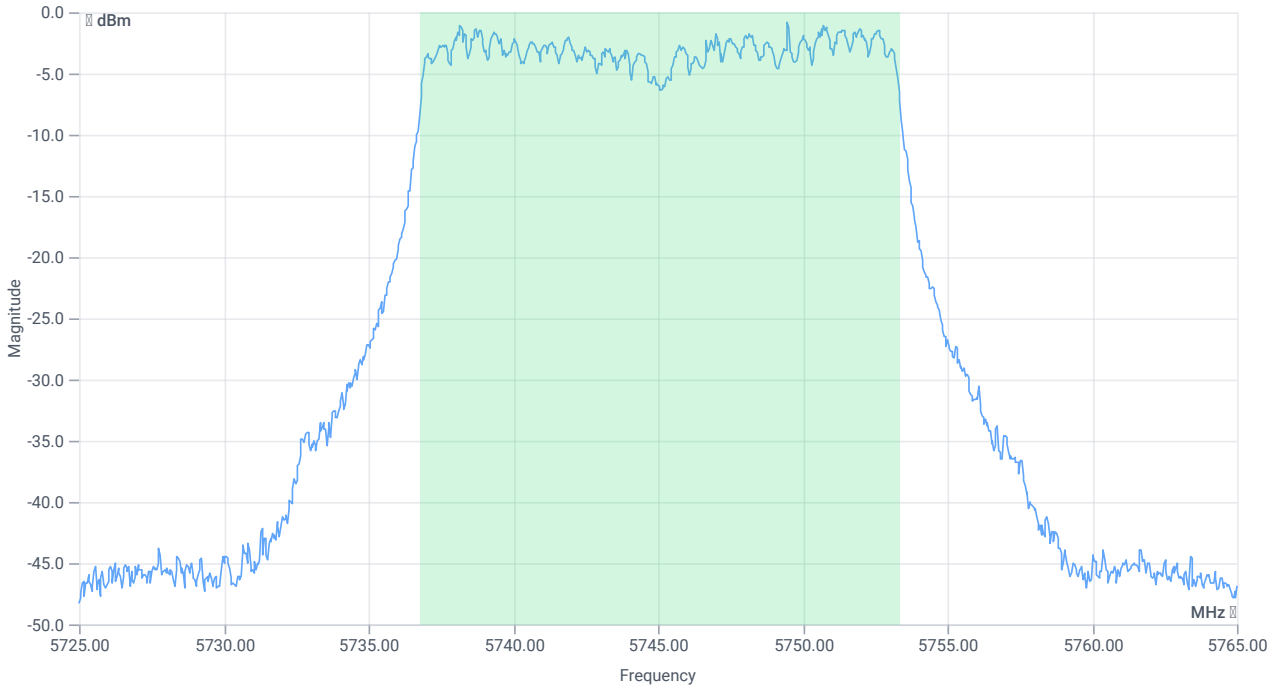

BW 99PCT

RESULT

DESCRIPTION	LOWER LIMIT	UPPER LIMIT	MEASURED	UNIT	VERDICT
Bandwidth 99%	---	---	16.583	MHz	INFO
T1 99%	---	---	5736.7682	MHz	INFO
T2 99%	---	---	5753.3516	MHz	INFO

Maximum Output Power

Antenna gain

Considered antenna gain [dBi]:	5.8 @ 5745 MHz

READ SA SETTINGS:

RefLevel [dBm] | RefLevelOffset [dB] | InpAtt [dB]	16.41 | 12.81 | 20
Start [MHz] | Stop [MHz]	5725.000 | 5765.000
RBW [MHz] | VBW [MHz]	1.000000 | 3.000000
Detector | TraceMode	RMS | MAXH
Sweep: time [ms] | count | points per Section | type	59600 | 1 | 161 | SWE

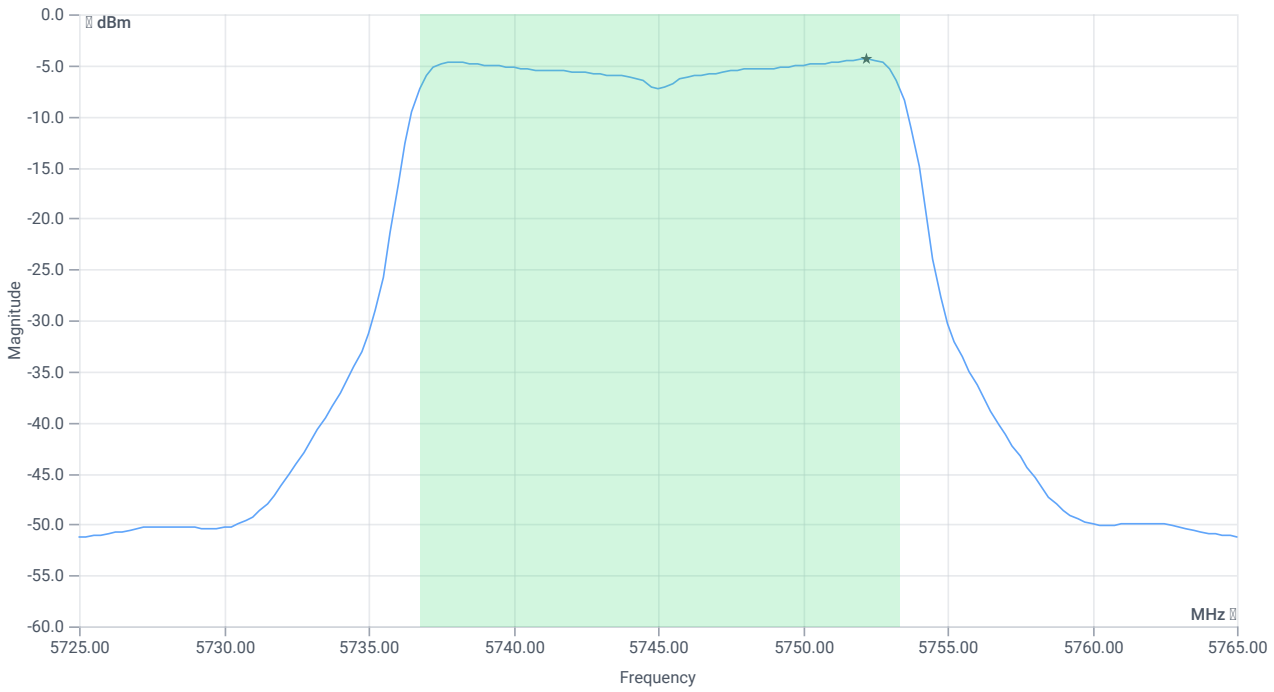

Max OP and PSD (without antenna gain)

RESULT

DESCRIPTION	LOWER LIMIT	UPPER LIMIT	MEASURED	UNIT	VERDICT
Max output power cond	---	---	6.49	dBm	INFO
Duty cycle correction	---	---	0	dB	INFO
LIMIT absolute cond					
Max output power DC corrected cond	---	30	6.49	dBm	PASS
Antenna gain applied			5.8	dBi	INFO
LIMIT absolute eirp (RSS-247 §6.2.4)					
Max output power DC corrected eirp	---	36	12.29	dBm	PASS

READ SA SETTINGS:

RefLevel [dBm] | RefLevelOffset [dB] | InpAtt [dB]	16.41 | 12.81 | 20
Start [MHz] | Stop [MHz]	5725.000 | 5765.000
RBW [MHz] | VBW [MHz]	0.500000 | 3.000000
Detector | TraceMode	RMS | MAXH
Sweep: time [ms] | count | points per Section | type	59600 | 1 | 161 | SWE

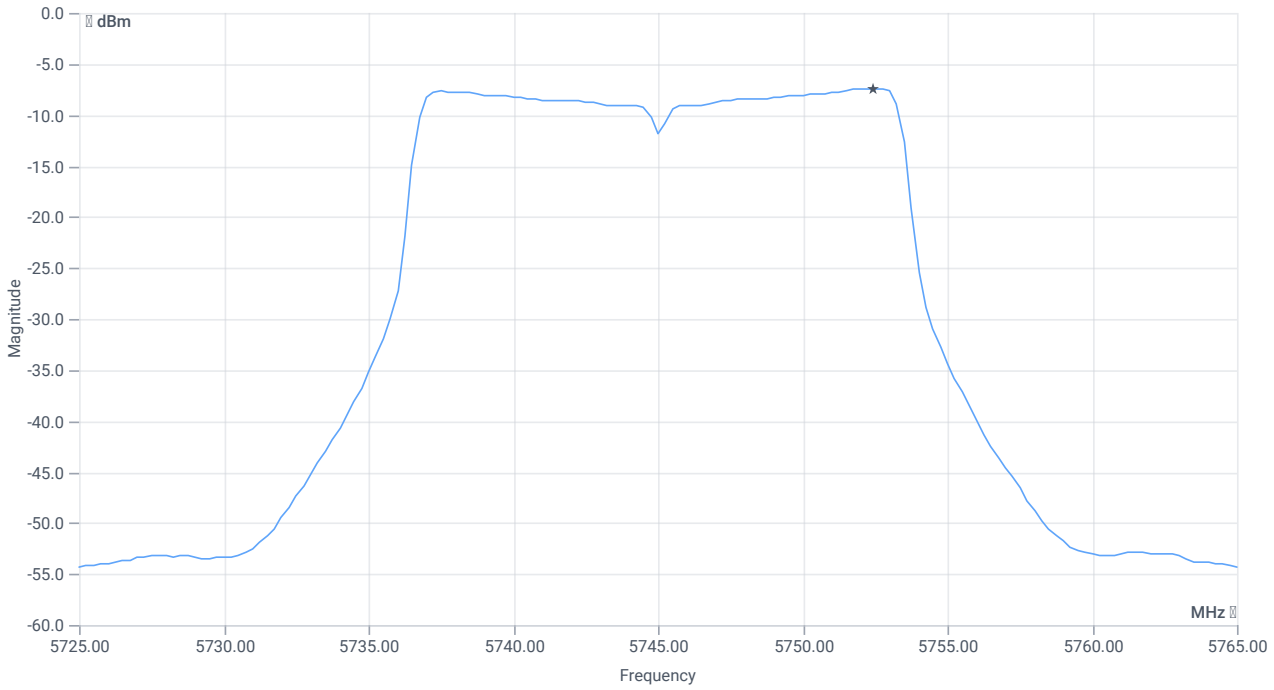

PSD UNII-3

RESULT

DESCRIPTION	LOWER LIMIT	UPPER LIMIT	MEASURED	UNIT	VERDICT
Power spectral density cond	---		-7.39	dBm/0.5MHz	INFO
Power spectral density DC corrected cond	---	30	-7.39	dBm/0.5MHz	PASS

Verdict
PASS

FCC 15.407 # Max output power and psd ~ WLAN5Gx a mode U-NII-3

References

TC start	01.06.2026 12:23:31
Ambit temp (test rack) [°C] | humidity [rel%]	22.7 | 47
System version	6.0.7.5
Standard | Version	FCC 15.407 | NI
Method	KDB789033 D02, F., E.2.e.
Description	FCC 15.407 Max Output Power & PSD - WLAN5Gx a mode U-NII-3
Information	U-NII-3_OFDM_a-mode_20Mhz_ANT1_PS10 avg

EUT Common Settings WLAN5Gx

Number of antenna ports	2
User Interaction	No
Device class U-NII-1 (FCC)	Client
Limit W52 japan	Standard
TPC supported	No
Vehicle use (ISED)	No

Equipment

Signal analyzer,Rohde&Schwarz,FSV-40,1307.9002K40/101042,3.71
Switch matrix,cetecom advanced GmbH,USM,B002,1.0.0

Test Parameter

Technology to test	WLAN5Gx a mode
EUT port	EUT1
Temperature	nom
Voltage	nom
Frequency low to test	True | Freq [MHz] 5745
Frequency mid to test	False | Freq [MHz] 5785
Frequency high to test	False | Freq [MHz] 5825
Auto control enabled power supply | Climatic Box	No | No
Additional path loss [dB]	0
Full path type	EUT_SA_GEN_SIG
Full path name	EUT1.MP.SIG1/EUT1.SA/EUT1.GEN1/EUT1.GEN2/
Switch bits	00010001:00010001:00000000:00000001

Test at TX 5745 MHz

RESULT: Reference power cond.

DESCRIPTION	LOWER LIMIT	UPPER LIMIT	MEASURED	UNIT	VERDICT
Ref. power 1MHz/1MHz cond.	---	---	3.57	dBm	INFO
Ref. frequency	---	---	5752.390	MHz	INFO

Evaluation max. duty cycle

Duty cycle evaluation

DESCRIPTION	LOWER LIMIT	UPPER LIMIT	MEASURED	UNIT	VERDICT
Duty cycle min	---	---	0	dB	DC > 98% defined

Evaluation bandwidth

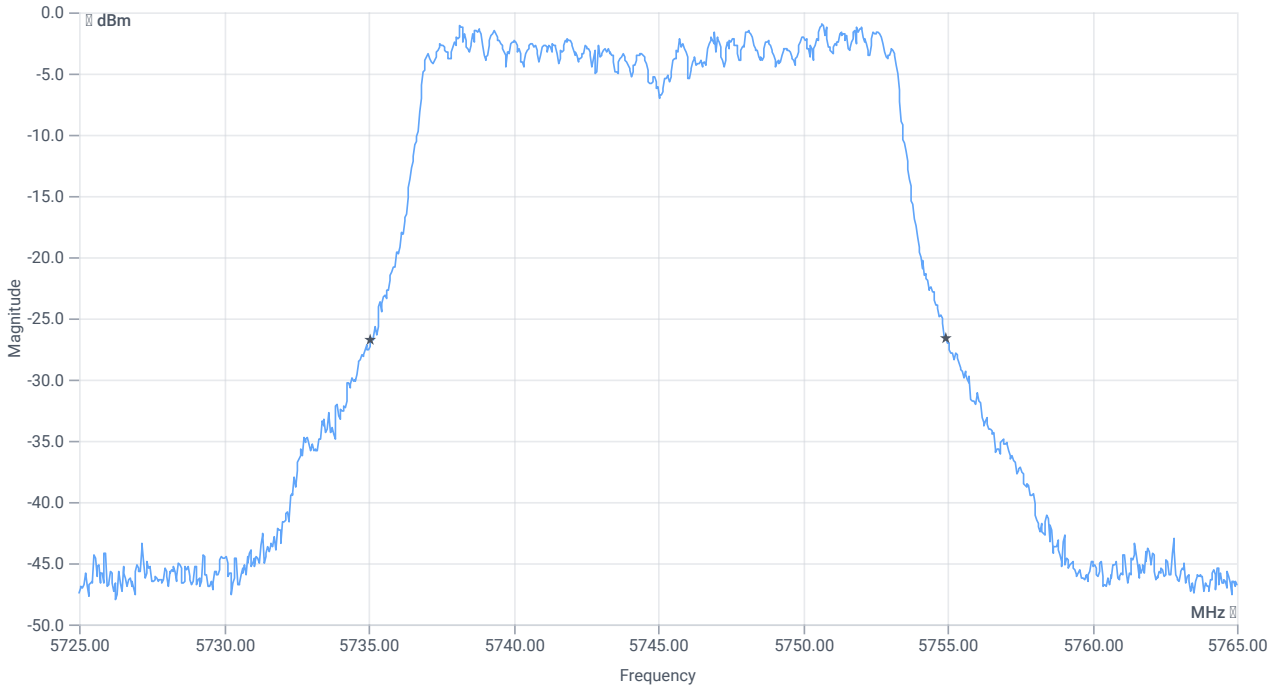

BW 26dB

RESULT

DESCRIPTION	LOWER LIMIT	UPPER LIMIT	MEASURED	UNIT	VERDICT
Bandwidth 26dB	---	---	19.88	MHz	INFO
T1 26dB	---	---	5735.0800	MHz	INFO
T2 26dB	---	---	5754.9600	MHz	INFO

Maximum Output Power

READ SA SETTINGS:

RefLevel [dBm] | RefLevelOffset [dB] | InpAtt [dB]	15.57 | 12.81 | 20
Start [MHz] | Stop [MHz]	5725.000 | 5765.000
RBW [MHz] | VBW [MHz]	1.000000 | 3.000000
Detector | TraceMode	RMS | MAXH
Sweep: time [ms] | count | points per Section | type	59600 | 1 | 161 | SWE

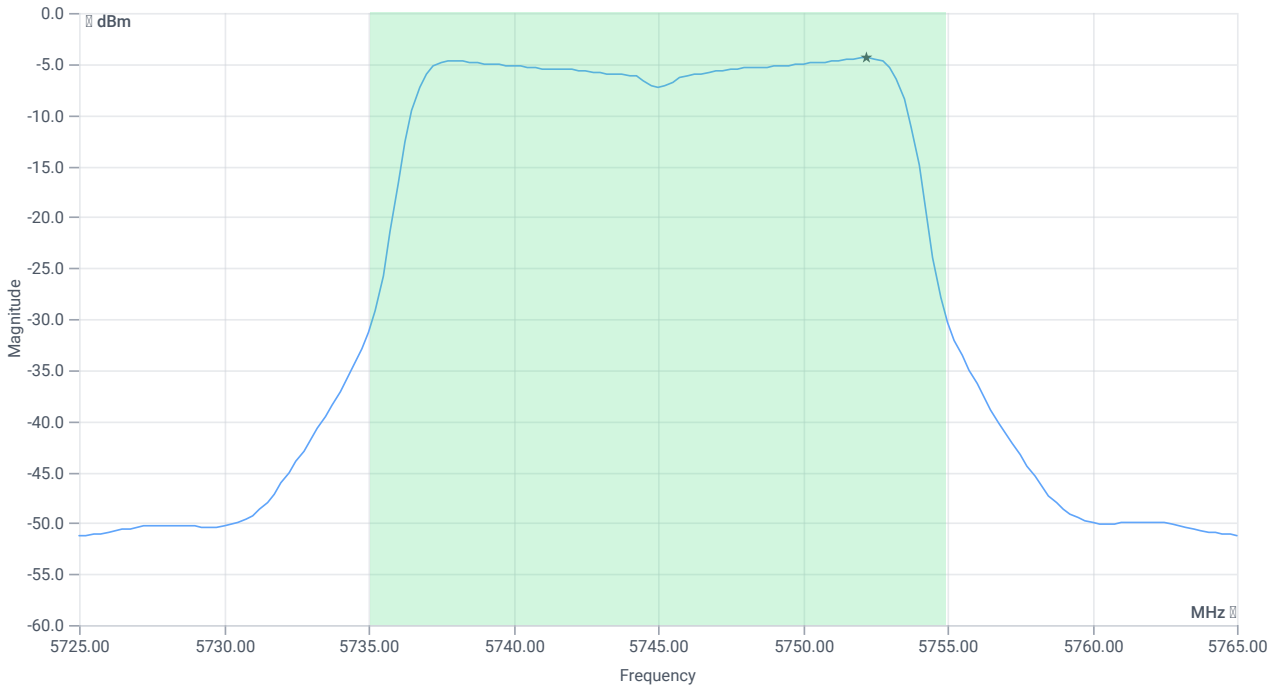

Max OP and PSD

RESULT

CONDUCTED LIMITS FOR MAX ANTENNA GAIN OF 6 D BI					
Description	Lower Limit	Upper Limit	Measured	Unit	Verdict
Max output power cond	---	---	6.62	dBm	INFO
Duty cycle correction	---	---	0	dB	INFO
LIMIT absolute:					
Max output power DC corrected cond	---	30	6.62	dBm	PASS
LIMIT: 11 dBm + 10 log 19.88					
Max output power DC corrected cond	---	23.98	6.62	dBm	na

Power Spectral Density U-NII-3

READ SA SETTINGS:

RefLevel [dBm] | RefLevelOffset [dB] | InpAtt [dB]	15.57 | 12.81 | 20

READ SA SETTINGS:

Start [MHz] | Stop [MHz]	5725.000 | 5765.000
RBW [MHz] | VBW [MHz]	0.500000 | 3.000000
Detector | TraceMode	RMS | MAXH
Sweep: time [ms] | count | points per Section | type	59600 | 1 | 161 | SWE

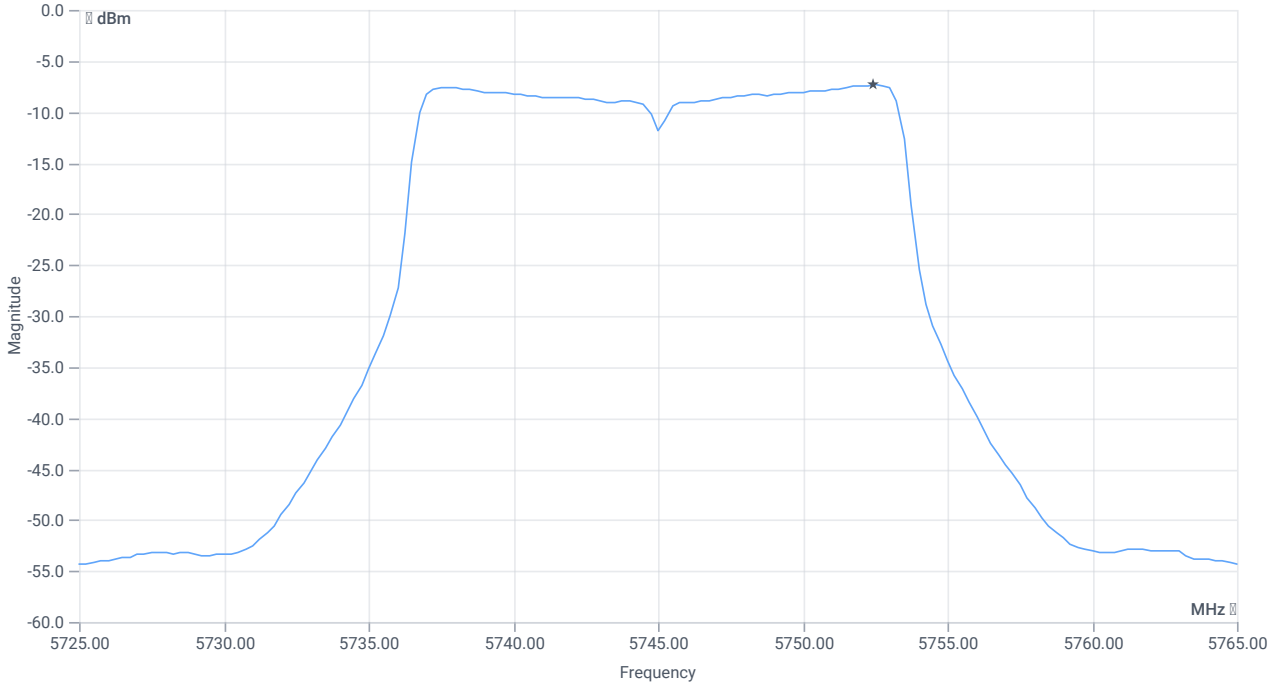

PSD UNII-3

RESULT

CONDUCTED LIMITS FOR MAX ANTENNA GAIN OF 6 D BI					
Description	Lower Limit	Upper Limit	Measured	Unit	Verdict
Power spectral density cond	---	---	-7.36	dBm/0.5MHz	INFO
Duty cycle correction	---	---	0	dB	INFO
Power spectral density DC corrected cond	---	30	-7.36	dBm/0.5MHz	PASS

Verdict
PASS

NA # Peak output power 3MHz/3MHz ~ WLAN5Gx a mode U-NII-3

References

TC start	01.06.2026 12:23:04
Ambit temp (test rack) [°C] | humidity [rel%]	22.7 | 47
System version	6.0.7.5
Standard | Version	NA | NI
Method	
Description	Peak OP 3MHz/3MHz - WLAN5Gx a mode U-NII-3
Information	U-NII-3_OFDM_a-mode_20Mhz_ANT1_PS10 avg

EUT Common Settings WLAN5Gx

Number of antenna ports	2
User Interaction	No
Device class U-NII-1 (FCC)	Client
Limit W52 japan	Standard
TPC supported	No
Vehicle use (ISED)	No

Equipment

Signal analyzer,Rohde&Schwarz,FSV-40,1307.9002K40/101042,3.71
Switch matrix,cetecom advanced GmbH,USM,B002,1.0.0

Test Parameter

Technology to test	WLAN5Gx a mode
EUT port	EUT1
Temperature	nom
Voltage	nom
Frequency low to test	True | Freq [MHz] 5745
Frequency mid to test	False | Freq [MHz] 5785
Frequency high to test	False | Freq [MHz] 5825
Auto control enabled power supply | Climatic Box	No | No
Additional path loss [dB]	0
Full path type	EUT_SA_GEN_SIG
Full path name	EUT1.MP.SIG1/EUT1.SA/EUT1.GEN1/EUT1.GEN2/
Switch bits	00010001:00010001:00000000:00000001

Test at TX 5745 MHz

RESULT: Reference power cond.

DESCRIPTION	LOWER LIMIT	UPPER LIMIT	MEASURED	UNIT	VERDICT
Ref. power 1MHz/1MHz cond.	---	---	3.98	dBm	INFO
Ref. frequency	---	---	5752.390	MHz	INFO

READ SA SETTINGS:

RefLevel [dBm] | RefLevelOffset [dB] | InpAtt [dB]	15.98 | 12.81 | 20
Start [MHz] | Stop [MHz]	5720.000 | 5770.000
RBW [MHz] | VBW [MHz]	3.000000 | 3.000000
Detector | TraceMode	POS | MAXH
Sweep: time [ms] | count | points per Section | type	300 | 20 | 1001 | SWE

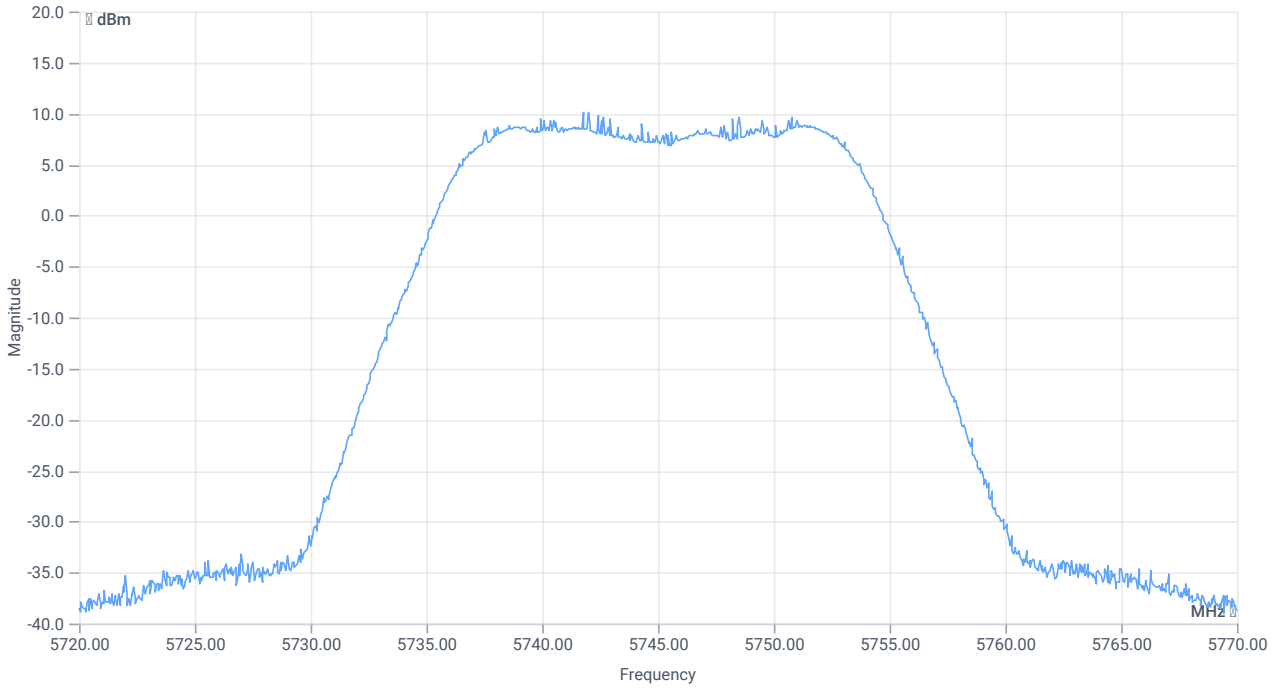

Peak output power

RESULT

DESCRIPTION	LOWER LIMIT	UPPER LIMIT	MEASURED	UNIT	VERDICT
Peak Power	---	---	10.13	dBm	INFO
Peak Power	---	---	10.303861	mW	INFO
Frequency at Peak	---	---	5741.753	MHz	INFO

Verdict
PASS

NA # Message with SA scan ~

References

TC start	01.06.2026 12:22:25
Ambit temp (test rack) [°C] | humidity [rel%]	22.7 | 47
System version	6.0.7.5
Standard | Version	NA | NI
Method	
Description	Message with SA Scan a_mode_U_NII_3
Information	U-NII-3_OFDM_a-mode_20Mhz_ANT1_PS10 avg

Equipment

Signal analyzer,Rohde&Schwarz,FSV-40,1307.9002K40/101042,3.71
Switch matrix,cetecom advanced GmbH,USM,B002,1.0.0

Test Parameter

Full path type	EUT_SA_GEN_SIG
Full path name	EUT1.MP.SIG1/EUT1.SA/EUT1.GEN1/EUT1.GEN2/
Switch bits	00010001:00010001:00000000:00000001
Message start	01.06.2026 12:22:28
Message	set WLAN5Gx to a_mode_U_NII_3, Frequency [MHz] 5745 , Information: U-NII-3_OFDM_a-mode_20Mhz_ANT1_PS10 avg

Verdict
INFO

FCC 15.407, ISED RSS247 # Bandwidths 99PCT and 26dB (UNII-3 20dB) ~ WLAN5Gx ax-HE20 U-NII-1

References

TC start	01.06.2026 12:20:49
Ambit temp (test rack) [°C] | humidity [rel%]	22.6 | 47
System version	6.0.7.5
Standard | Version	FCC 15.407, ISED RSS247 | NI
Method	26dB Bandwidth KDB789033 D02, C.1 / ISED RSS-GEN
Description	FCC 15.407 Bandwidths - WLAN5Gx ax-HE20 U-NII-1
Information	U-NII-1_OFDM_axHE20-mode_20Mhz_ANT2_PS10 avg

EUT Common Settings WLAN5Gx

Number of antenna ports	2
User Interaction	No
Device class U-NII-1 (FCC)	Client
Limit W52 japan	Standard
TPC supported	No
Vehicle use (ISED)	No

Equipment

Signal analyzer,Rohde&Schwarz,FSV-40,1307.9002K40/101042,3.71
Switch matrix,cetecom advanced GmbH,USM,B002,1.0.0

Test Parameter

Technology to test	WLAN5Gx ax-HE20
EUT port	EUT2
Temperature	nom
Voltage	nom
Frequency low to test	False | Freq [MHz] 5180
Frequency mid to test	False | Freq [MHz] 5200
Frequency high to test	True | Freq [MHz] 5240
Auto control enabled power supply | Climatic Box	No | No
Additional path loss [dB]	0
Full path type	EUT_SA_GEN_SIG
Full path name	EUT2.MP.SIG1/EUT2.SA/EUT2.GEN1/EUT2.GEN2/
Switch bits	00100010:00010001:00000000:00000001

Test at TX 5240 MHz

RESULT: Reference power cond.

DESCRIPTION	LOWER LIMIT	UPPER LIMIT	MEASURED	UNIT	VERDICT
Ref. power 1MHz/1MHz cond.	---	---	6.10	dBm	INFO
Ref. frequency	---	---	5232.010	MHz	INFO

READ SA SETTINGS:

RefLevel [dBm] | RefLevelOffset [dB] | InpAtt [dB]	14.10 | 12.4 | 20
Start [MHz] | Stop [MHz]	5215.000 | 5265.000
RBW [MHz] | VBW [MHz]	0.300000 | 1.000000
Detector | TraceMode	POS | MAXH
Sweep: time [ms] | count | points per Section | type	1 | 2500 | 1001 | SWE

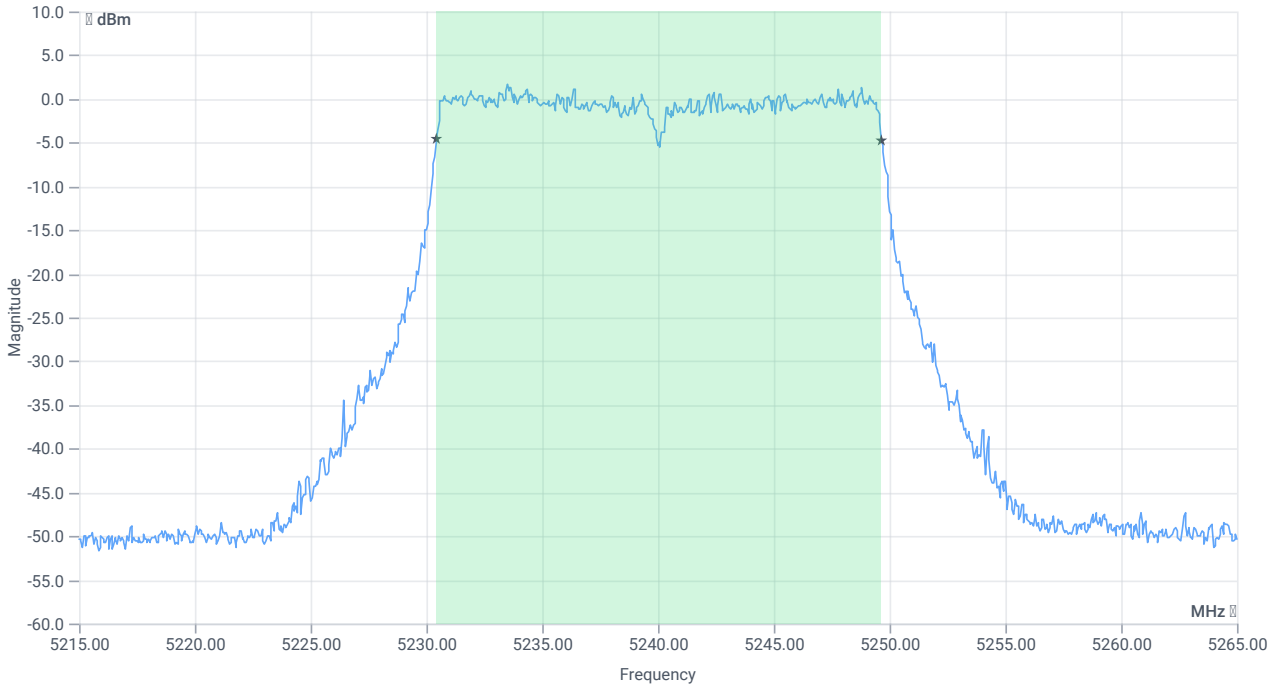

BW 99PCT

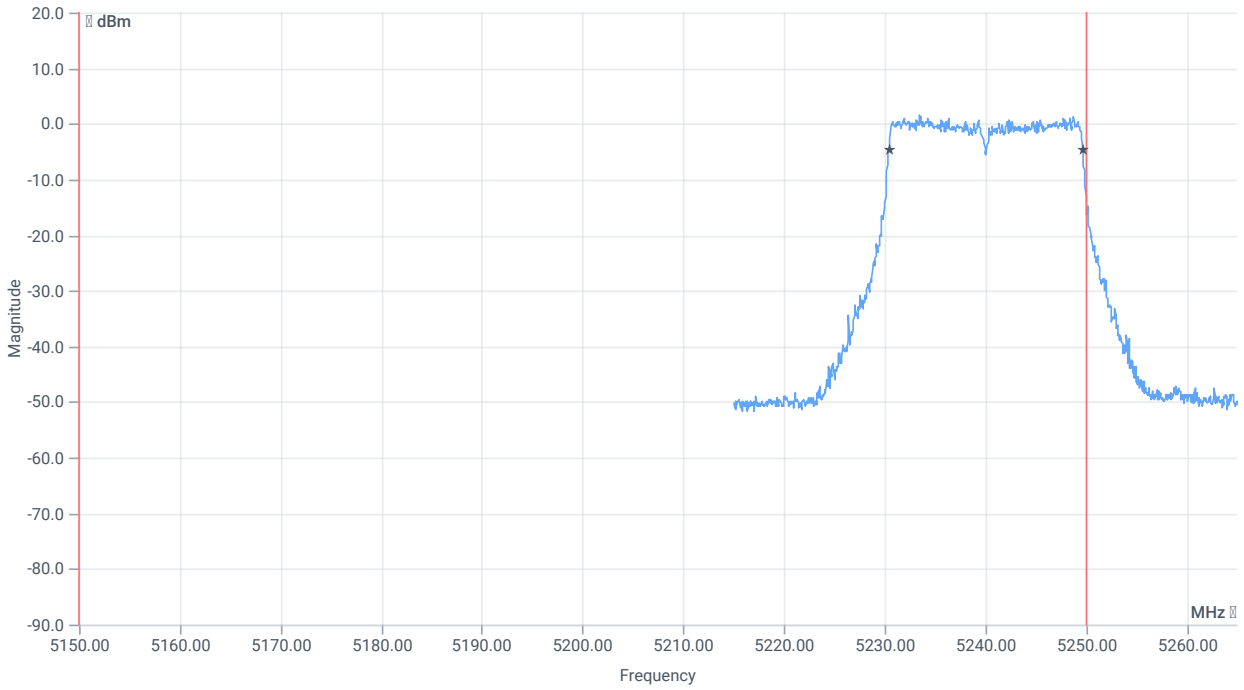

BW within band 99PCT

RESULT

DESCRIPTION	LOWER LIMIT	UPPER LIMIT	MEASURED	UNIT	VERDICT
Bandwidth 99%	---	---	19.181	MHz	INFO
T1 99%	5150.000000	---	5230.4595	MHz	PASS
T2 99%	---	5250.000000	5249.6404	MHz	PASS

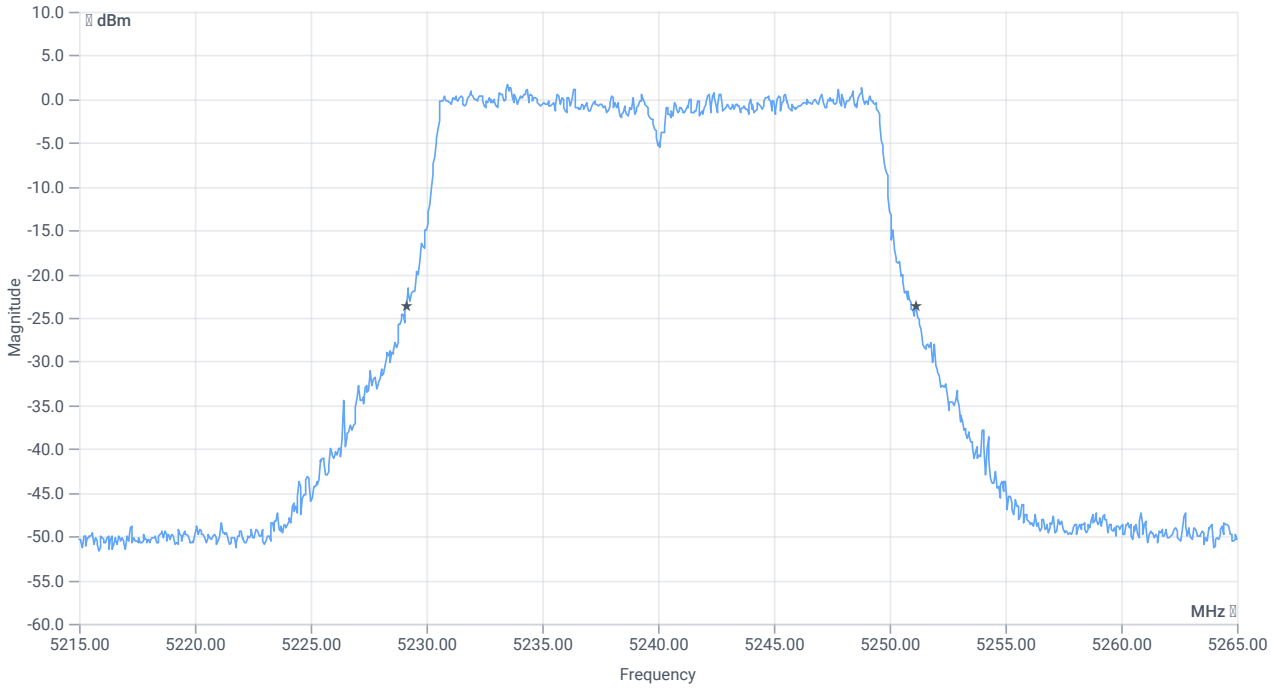

BW 26dB

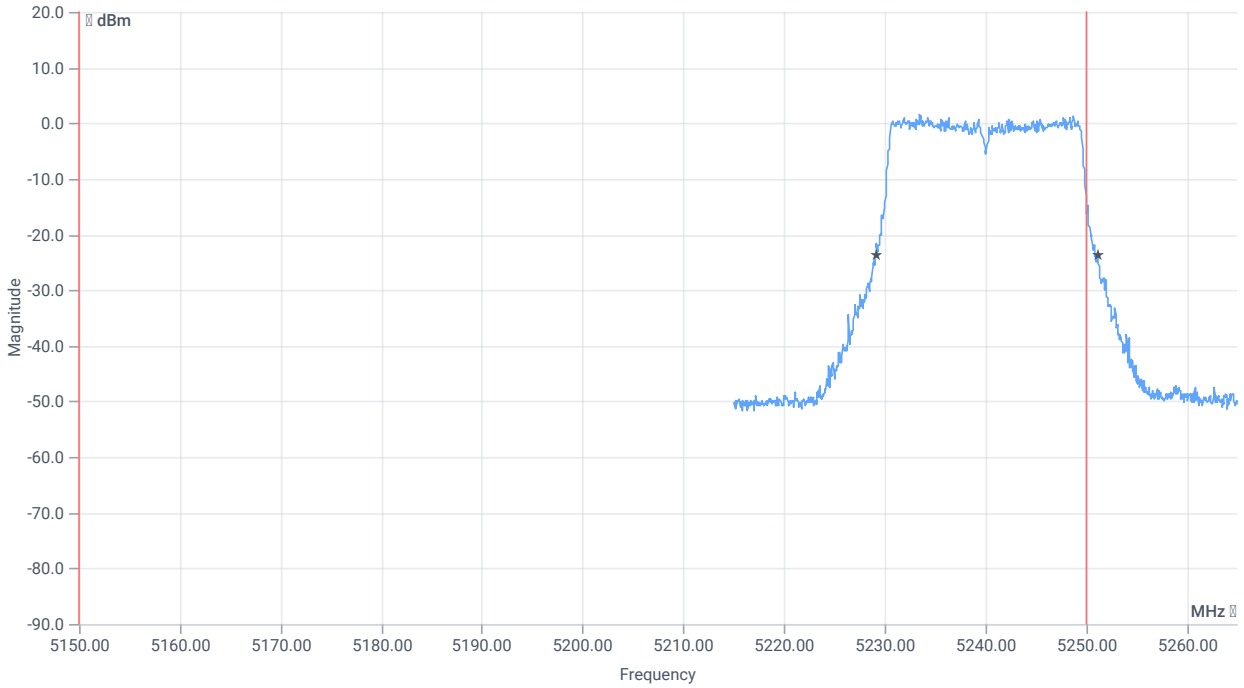

BW within band 26dB

RESULT

DESCRIPTION	LOWER LIMIT	UPPER LIMIT	MEASURED	UNIT	VERDICT
Bandwidth 26dB	---	---	22	MHz	INFO
T1 26dB	5150.000000	---	5229.1500	MHz	PASS
T2 26dB	---	5250.000000	5251.1500	MHz	DFS required

Verdict
PASS

ISED RSS247 # Max output power and psd ~ WLAN5Gx ax-HE20 U-NII-1

References

TC start	01.06.2026 12:19:14
Ambit temp (test rack) [°C] | humidity [rel%]	22.6 | 47
System version	6.0.7.5
Standard | Version	ISED RSS247 | NI
Method	
Description	ISED Max Output Power & PSD - WLAN5Gx ax-HE20 U-NII-1
Information	U-NII-1_OFDM_axHE20-mode_20Mhz_ANT2_PS10 avg

EUT Common Settings WLAN5Gx

Number of antenna ports	2
User Interaction	No
Device class U-NII-1 (FCC)	Client
Limit W52 japan	Standard
TPC supported	No
Vehicle use (ISED)	No

Equipment

Signal analyzer,Rohde&Schwarz,FSV-40,1307.9002K40/101042,3.71
Switch matrix,cetecom advanced GmbH,USM,B002,1.0.0

Test Parameter

Technology to test	WLAN5Gx ax-HE20
EUT port	EUT2
Temperature	nom
Voltage	nom
Frequency low to test	False | Freq [MHz] 5180
Frequency mid to test	False | Freq [MHz] 5200
Frequency high to test	True | Freq [MHz] 5240
Auto control enabled power supply | Climatic Box	No | No
Additional path loss [dB]	0
Full path type	EUT_SA_GEN_SIG
Full path name	EUT2.MP.SIG1/EUT2.SA/EUT2.GEN1/EUT2.GEN2/
Switch bits	00100010:00010001:00000000:00000001

Test at TX 5240 MHz

RESULT: Reference power cond.

DESCRIPTION	LOWER LIMIT	UPPER LIMIT	MEASURED	UNIT	VERDICT
Ref. power 1MHz/1MHz cond.	---	---	5.58	dBm	INFO
Ref. frequency	---	---	5231.810	MHz	INFO

Evaluation max. duty cycle

Duty cycle evaluation

DESCRIPTION	LOWER LIMIT	UPPER LIMIT	MEASURED	UNIT	VERDICT
Duty cycle min	---	---	0	dB	DC > 98% defined

Evaluation bandwidth

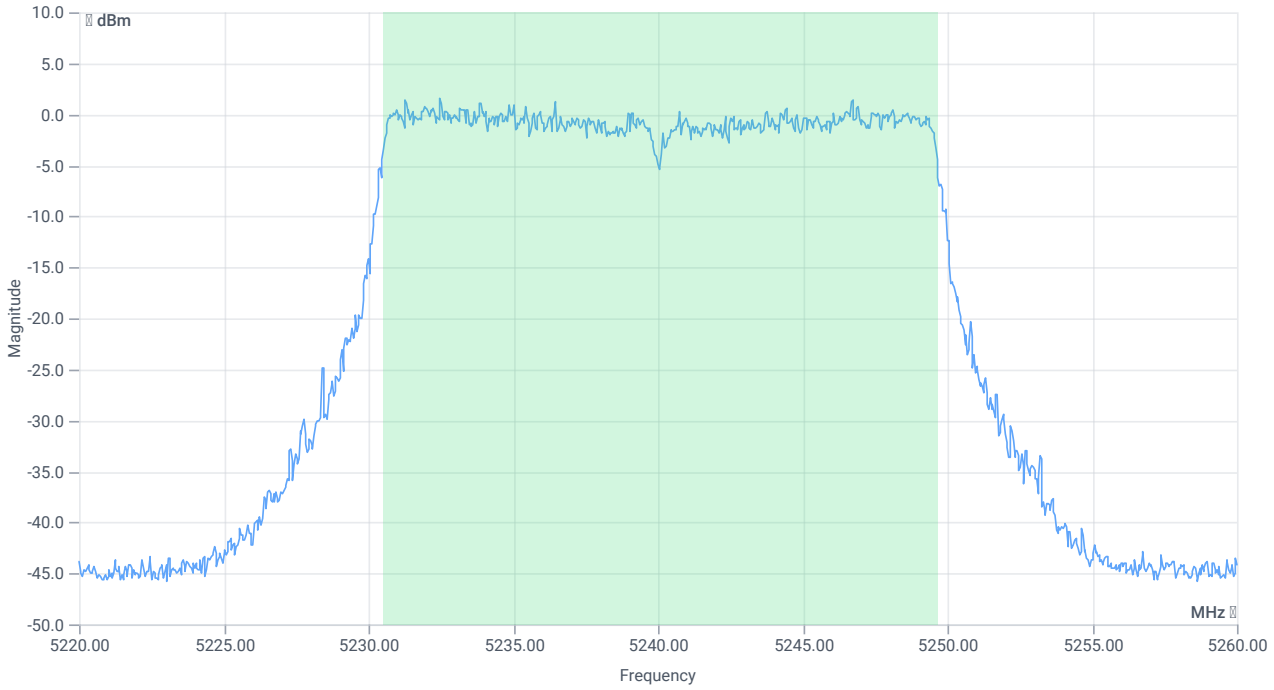

BW 99PCT

RESULT

DESCRIPTION	LOWER LIMIT	UPPER LIMIT	MEASURED	UNIT	VERDICT
Bandwidth 99%	---	---	19.141	MHz	INFO
T1 99%	---	---	5230.4895	MHz	INFO
T2 99%	---	---	5249.6304	MHz	INFO

Maximum Output Power

Antenna gain

Considered antenna gain [dBi]:	6.78 @ 5240 MHz

READ SA SETTINGS:

RefLevel [dBm] | RefLevelOffset [dB] | InpAtt [dB]	17.58 | 12.4 | 20
Start [MHz] | Stop [MHz]	5220.000 | 5260.000
RBW [MHz] | VBW [MHz]	1.000000 | 3.000000
Detector | TraceMode	RMS | MAXH
Sweep: time [ms] | count | points per Section | type	59600 | 1 | 161 | SWE

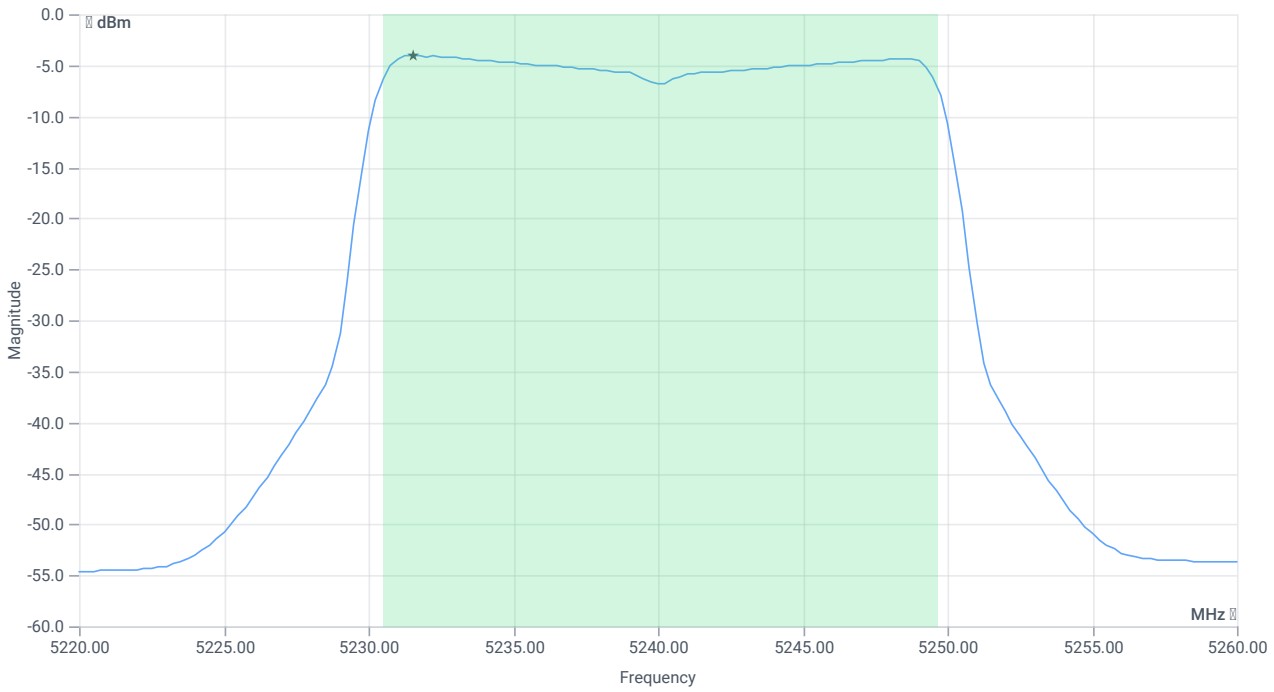

Max OP and PSD (without antenna gain)

RESULT

DESCRIPTION	LOWER LIMIT	UPPER LIMIT	MEASURED	UNIT	VERDICT
Vehicular use: No					
Max output power cond	---	---	7.49	dBm	INFO
Duty cycle correction	---	---	0	dB	INFO
Max output power DC corrected cond	---	---	7.49	dBm	INFO
LIMIT absolute eirp					
Max output power DC corrected eirp	---	23	14.27	dBm	PASS
LIMIT: 10 dBm + 10 log 19.141					

RESULT

DESCRIPTION	LOWER LIMIT	UPPER LIMIT	MEASURED	UNIT	VERDICT
Max output power DC corrected eirp	---	22.82	14.27	dBm	PASS
Power spectral density eirp	---		2.73	dBm/1MHz	INFO
Power spectral density DC corrected eirp	---	10	2.73	dBm/1MHz	PASS
LIMIT absolute cond (RSS-247 §6.2.1)					
Max output power DC corrected cond	---	24	7.49	dBm	PASS

Verdict
PASS

FCC 15.407 # Max output power and psd ~ WLAN5Gx ax-HE20 U-NII-1

References

TC start	01.06.2026 12:17:40
Ambit temp (test rack) [°C] | humidity [rel%]	22.6 | 47
System version	6.0.7.5
Standard | Version	FCC 15.407 | NI
Method	KDB789033 D02, F., E.2.e.
Description	FCC 15.407 Max Output Power & PSD - WLAN5Gx ax-HE20 U-NII-1
Information	U-NII-1_OFDM_axHE20-mode_20Mhz_ANT2_PS10 avg

EUT Common Settings WLAN5Gx

Number of antenna ports	2
User Interaction	No
Device class U-NII-1 (FCC)	Client
Limit W52 japan	Standard
TPC supported	No
Vehicle use (ISED)	No

Equipment

Signal analyzer,Rohde&Schwarz,FSV-40,1307.9002K40/101042,3.71
Switch matrix,cetecom advanced GmbH,USM,B002,1.0.0

Test Parameter

Technology to test	WLAN5Gx ax-HE20
EUT port	EUT2
Temperature	nom
Voltage	nom
Frequency low to test	False | Freq [MHz] 5180
Frequency mid to test	False | Freq [MHz] 5200
Frequency high to test	True | Freq [MHz] 5240
Auto control enabled power supply | Climatic Box	No | No
Additional path loss [dB]	0
Full path type	EUT_SA_GEN_SIG
Full path name	EUT2.MP.SIG1/EUT2.SA/EUT2.GEN1/EUT2.GEN2/
Switch bits	00100010:00010001:00000000:00000001

Test at TX 5240 MHz

RESULT: Reference power cond.

DESCRIPTION	LOWER LIMIT	UPPER LIMIT	MEASURED	UNIT	VERDICT
Ref. power 1MHz/1MHz cond.	---	---	6.56	dBm	INFO
Ref. frequency	---	---	5231.610	MHz	INFO

Evaluation max. duty cycle

Duty cycle evaluation

DESCRIPTION	LOWER LIMIT	UPPER LIMIT	MEASURED	UNIT	VERDICT
Duty cycle min	---	---	0	dB	DC > 98% defined

Evaluation bandwidth

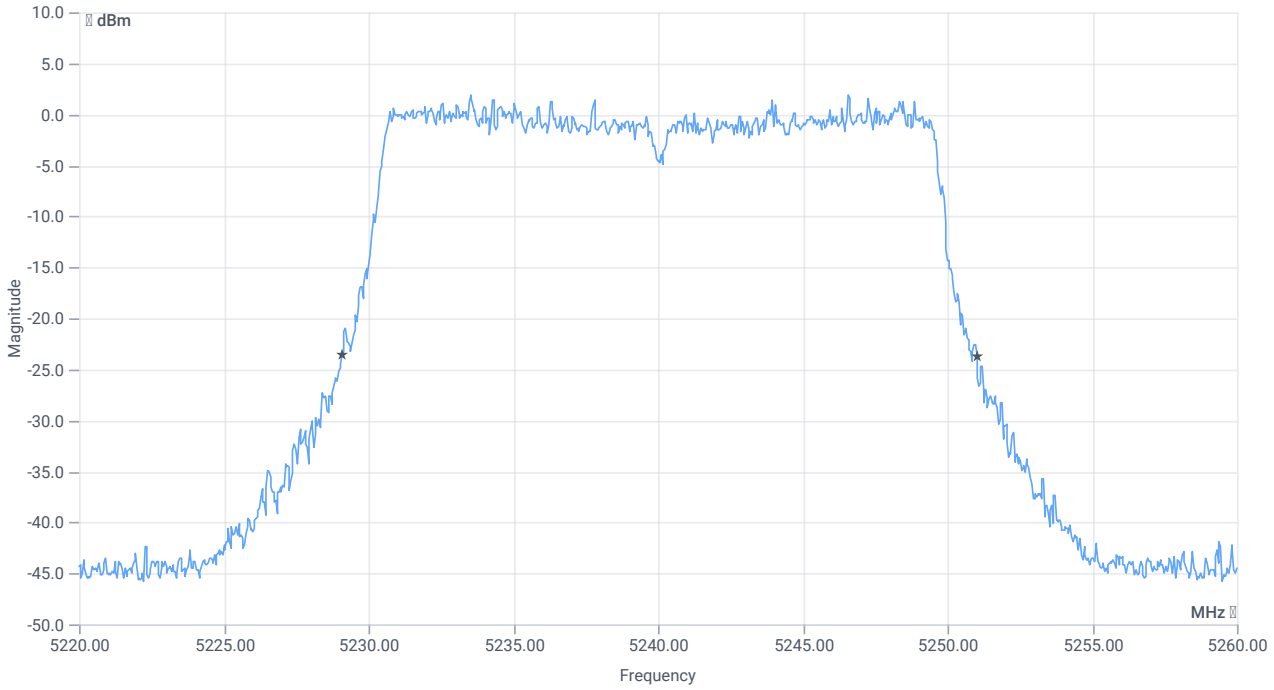

BW 26dB

RESULT

DESCRIPTION	LOWER LIMIT	UPPER LIMIT	MEASURED	UNIT	VERDICT
Bandwidth 26dB	---	---	21.92	MHz	INFO
T1 26dB	---	---	5229.0800	MHz	INFO
T2 26dB	---	---	5251.0000	MHz	INFO

Maximum Output Power

READ SA SETTINGS:

RefLevel [dBm] | RefLevelOffset [dB] | InpAtt [dB]	18.56 | 12.4 | 25
Start [MHz] | Stop [MHz]	5220.000 | 5260.000
RBW [MHz] | VBW [MHz]	1.000000 | 3.000000
Detector | TraceMode	RMS | MAXH
Sweep: time [ms] | count | points per Section | type	59600 | 1 | 161 | SWE

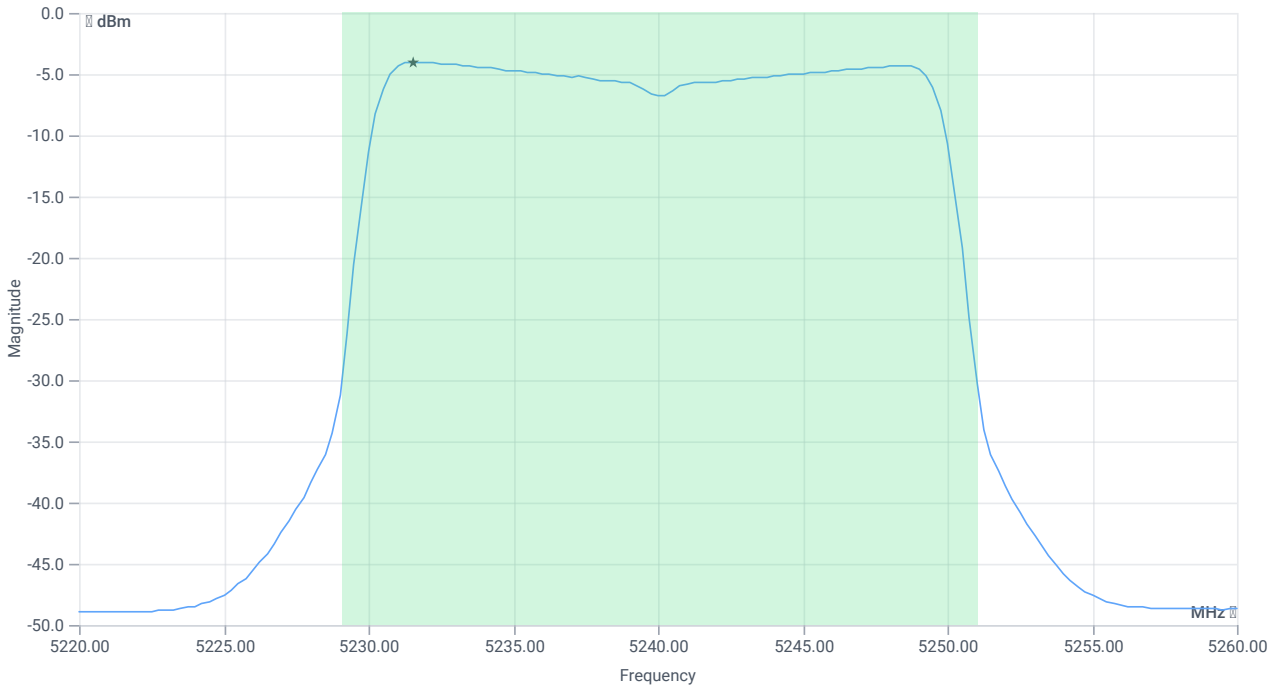

Max OP and PSD

RESULT

CONDUCTED LIMITS FOR MAX ANTENNA GAIN OF 6 D BI					
Description	Lower Limit	Upper Limit	Measured	Unit	Verdict
Max output power cond	---	---	7.64	dBm	INFO
Duty cycle correction	---	---	0	dB	INFO
LIMIT absolute:					
Max output power DC corrected cond	---	24	7.64	dBm	PASS
LIMIT: 11 dBm + 10 log 21.92					
Max output power DC corrected cond	---	24.41	7.64	dBm	na

Power spectral density

RESULT

CONDUCTED LIMITS FOR MAX ANTENNA GAIN OF 6 D BI

RESULT

CONDUCTED LIMITS FOR MAX ANTENNA GAIN OF 6 D BI					
Description	Lower Limit	Upper Limit	Measured	Unit	Verdict
Power spectral density cond	---	---	-4.05	dBm/1MHz	INFO
Duty cycle correction	---	---	0	dB	INFO
Power spectral density DC corrected cond	---	11	-4.05	dBm/1MHz	PASS

Verdict
PASS

NA # Peak output power 3MHz/3MHz ~ WLAN5Gx ax-HE20 U-NII-1

References

TC start	01.06.2026 12:17:13
Ambit temp (test rack) [°C] | humidity [rel%]	22.6 | 47
System version	6.0.7.5
Standard | Version	NA | NI
Method	
Description	Peak OP 3MHz/3MHz - WLAN5Gx ax-HE20 U-NII-1
Information	U-NII-1_OFDM_axHE20-mode_20Mhz_ANT2_PS10 avg

EUT Common Settings WLAN5Gx

Number of antenna ports	2
User Interaction	No
Device class U-NII-1 (FCC)	Client
Limit W52 japan	Standard
TPC supported	No
Vehicle use (ISED)	No

Equipment

Signal analyzer,Rohde&Schwarz,FSV-40,1307.9002K40/101042,3.71
Switch matrix,cetecom advanced GmbH,USM,B002,1.0.0

Test Parameter

Technology to test	WLAN5Gx ax-HE20
EUT port	EUT2
Temperature	nom
Voltage	nom
Frequency low to test	False | Freq [MHz] 5180
Frequency mid to test	False | Freq [MHz] 5200
Frequency high to test	True | Freq [MHz] 5240
Auto control enabled power supply | Climatic Box	No | No
Additional path loss [dB]	0
Full path type	EUT_SA_GEN_SIG
Full path name	EUT2.MP.SIG1/EUT2.SA/EUT2.GEN1/EUT2.GEN2/
Switch bits	00100010:00010001:00000000:00000001

Test at TX 5240 MHz

RESULT: Reference power cond.

DESCRIPTION	LOWER LIMIT	UPPER LIMIT	MEASURED	UNIT	VERDICT
Ref. power 1MHz/1MHz cond.	---	---	6.32	dBm	INFO
Ref. frequency	---	---	5235.200	MHz	INFO

READ SA SETTINGS:

RefLevel [dBm] | RefLevelOffset [dB] | InpAtt [dB]	18.32 | 12.4 | 25
Start [MHz] | Stop [MHz]	5215.000 | 5265.000
RBW [MHz] | VBW [MHz]	3.000000 | 3.000000
Detector | TraceMode	POS | MAXH
Sweep: time [ms] | count | points per Section | type	300 | 20 | 1001 | SWE

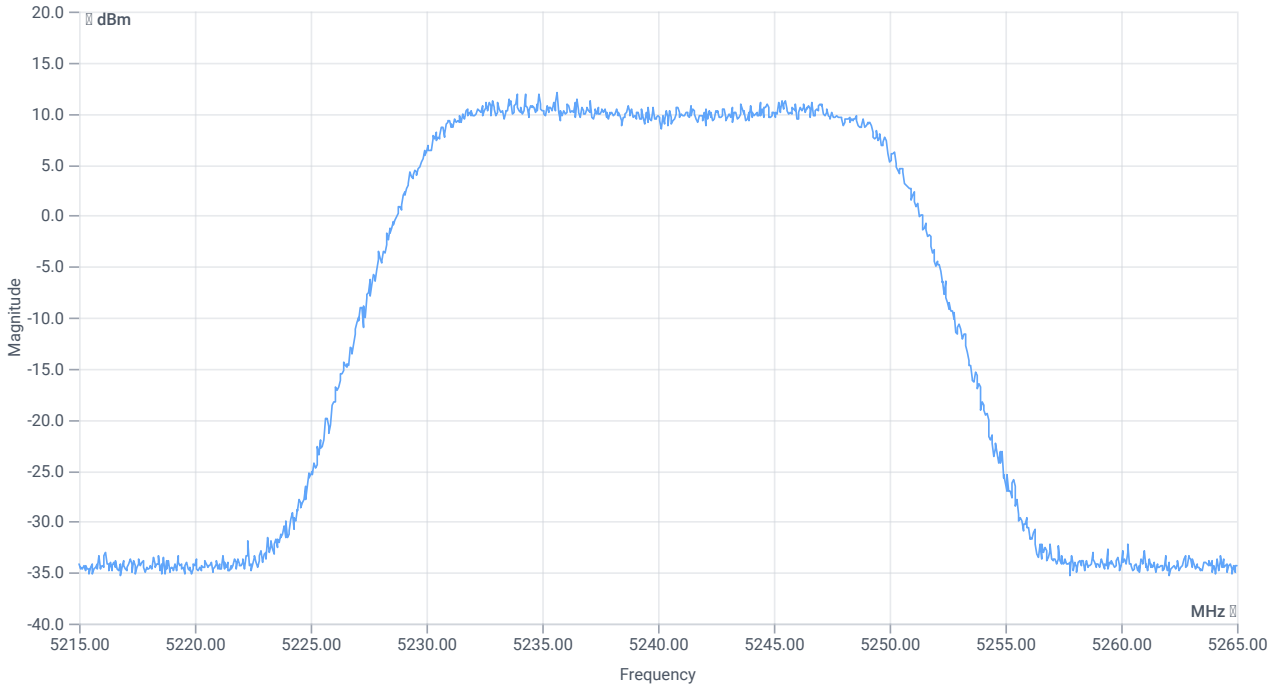

Peak output power

RESULT

DESCRIPTION	LOWER LIMIT	UPPER LIMIT	MEASURED	UNIT	VERDICT
Peak Power	---	---	12.04	dBm	INFO
Peak Power	---	---	15.99558	mW	INFO
Frequency at Peak	---	---	5235.654	MHz	INFO

Verdict
PASS

NA # Message with SA scan ~

References

TC start	01.06.2026 12:16:47
Ambit temp (test rack) [°C] | humidity [rel%]	22.6 | 47
System version	6.0.7.5
Standard | Version	NA | NI
Method	
Description	Message with SA WLAN5Gx ax-HE20 U-NII-1
Information	U-NII-1_OFDM_axHE20-mode_20Mhz_ANT2_PS10 avg

Equipment

Signal analyzer,Rohde&Schwarz,FSV-40,1307.9002K40/101042,3.71
Switch matrix,cetecom advanced GmbH,USM,B002,1.0.0

Test Parameter

Full path type	EUT_SA_GEN_SIG
Full path name	EUT2.MP.SIG1/EUT2.SA/EUT2.GEN1/EUT2.GEN2/
Switch bits	00100010:00010001:00000000:00000001
Message start	01.06.2026 12:16:49
Message	set WLAN5Gx to WLAN5Gx ax-HE20 U-NII-1, Frequency [MHz] 5240 Information: U-NII-1_OFDM_axHE20-mode_20Mhz_ANT2_PS10 avg

Verdict
INFO

FCC 15.407, ISED RSS247 # Bandwidths 99PCT and 26dB (UNII-3 20dB) ~ WLAN5Gx ax-HE20 U-NII-1

References

TC start	01.06.2026 12:16:08
Ambit temp (test rack) [°C] | humidity [rel%]	22.5 | 47
System version	6.0.7.5
Standard | Version	FCC 15.407, ISED RSS247 | NI
Method	26dB Bandwidth KDB789033 D02, C.1 / ISED RSS-GEN
Description	FCC 15.407 Bandwidths - WLAN5Gx ax-HE20 U-NII-1
Information	U-NII-1_OFDM_axHE20-mode_20Mhz_ANT2_PS10 avg

EUT Common Settings WLAN5Gx

Number of antenna ports	2
User Interaction	No
Device class U-NII-1 (FCC)	Client
Limit W52 japan	Standard
TPC supported	No
Vehicle use (ISED)	No

Equipment

Signal analyzer,Rohde&Schwarz,FSV-40,1307.9002K40/101042,3.71
Switch matrix,cetecom advanced GmbH,USM,B002,1.0.0

Test Parameter

Technology to test	WLAN5Gx ax-HE20
EUT port	EUT2
Temperature	nom
Voltage	nom
Frequency low to test	False | Freq [MHz] 5180
Frequency mid to test	True | Freq [MHz] 5200
Frequency high to test	False | Freq [MHz] 5240
Auto control enabled power supply | Climatic Box	No | No
Additional path loss [dB]	0
Full path type	EUT_SA_GEN_SIG
Full path name	EUT2.MP.SIG1/EUT2.SA/EUT2.GEN1/EUT2.GEN2/
Switch bits	00100010:00010001:00000000:00000001

Test at TX 5200 MHz

RESULT: Reference power cond.

DESCRIPTION	LOWER LIMIT	UPPER LIMIT	MEASURED	UNIT	VERDICT
Ref. power 1MHz/1MHz cond.	---	---	4.92	dBm	INFO
Ref. frequency	---	---	5207.190	MHz	INFO

READ SA SETTINGS:

RefLevel [dBm] | RefLevelOffset [dB] | InpAtt [dB]	12.92 | 12.65 | 20
Start [MHz] | Stop [MHz]	5175.000 | 5225.000
RBW [MHz] | VBW [MHz]	0.300000 | 1.000000
Detector | TraceMode	POS | MAXH
Sweep: time [ms] | count | points per Section | type	1 | 2500 | 1001 | SWE

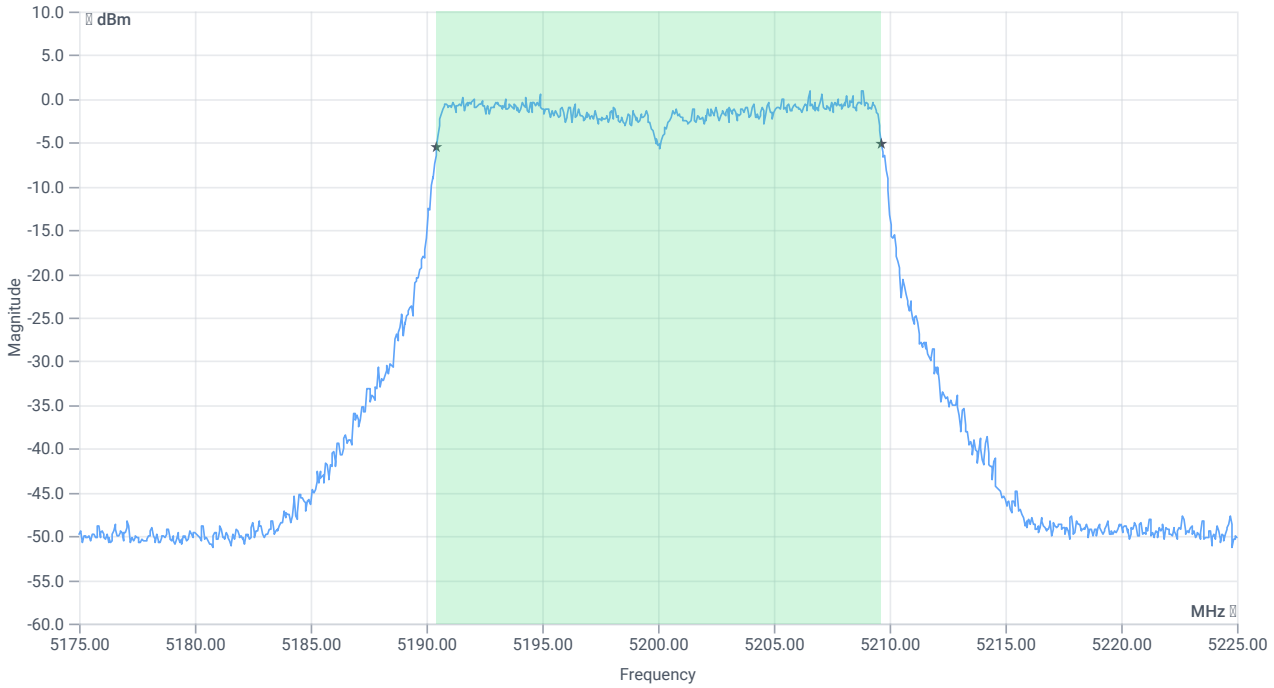

BW 99PCT

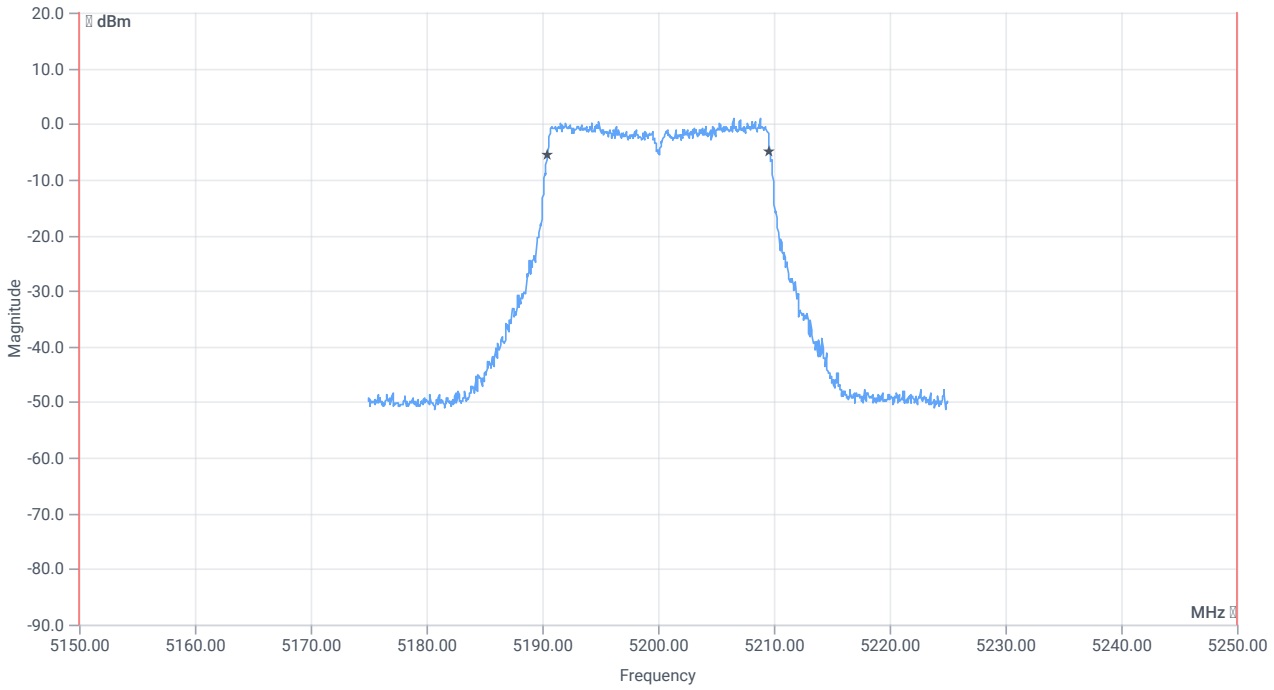

BW within band 99PCT

RESULT

DESCRIPTION	LOWER LIMIT	UPPER LIMIT	MEASURED	UNIT	VERDICT
Bandwidth 99%	---	---	19.181	MHz	INFO
T1 99%	5150.000000	---	5190.4595	MHz	PASS
T2 99%	---	5250.000000	5209.6404	MHz	PASS

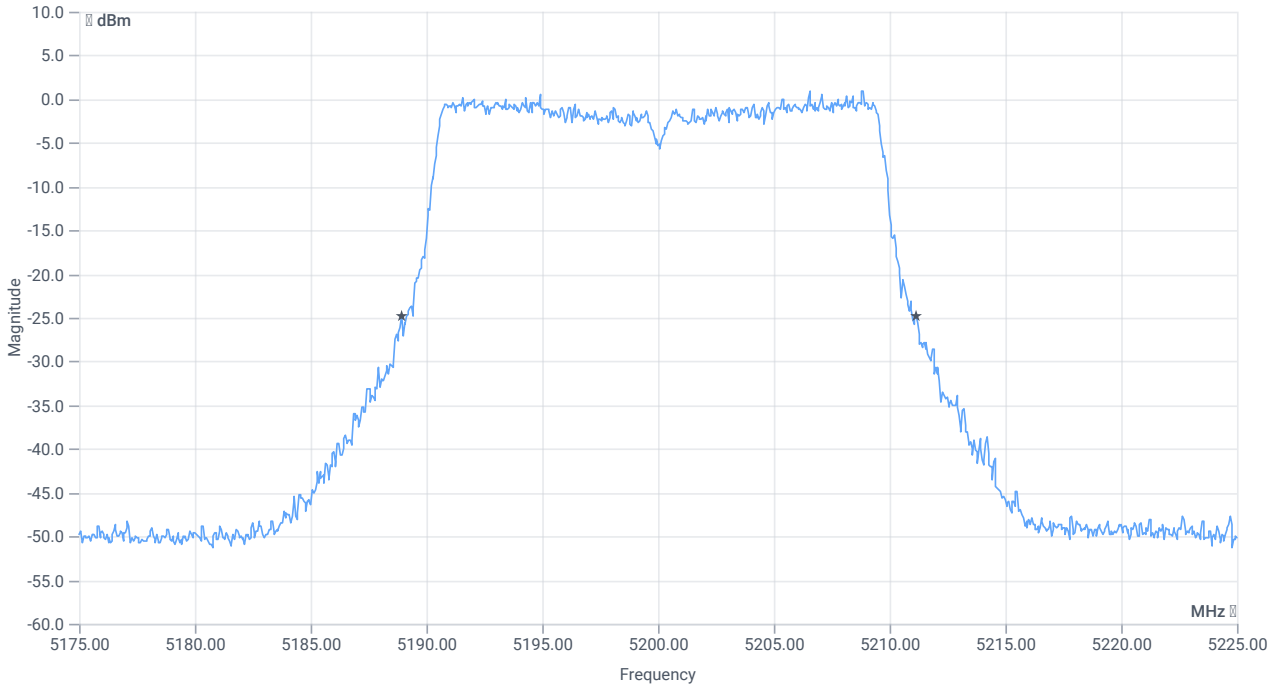

BW 26dB

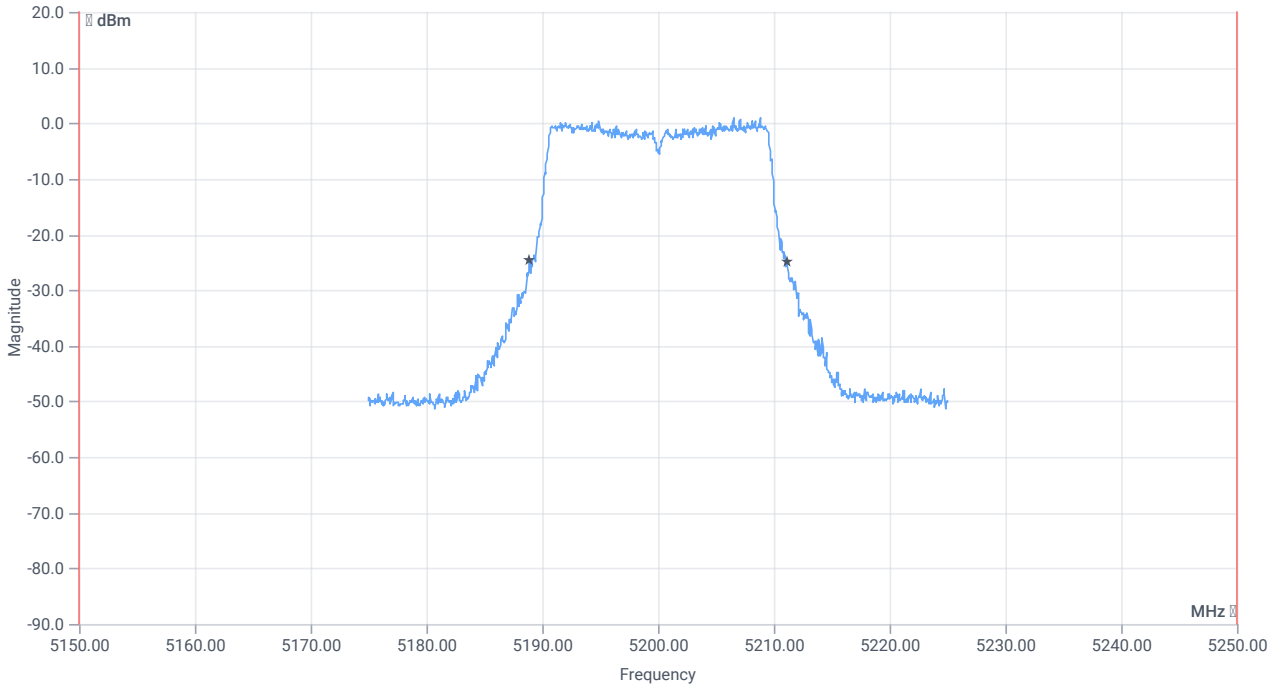

BW within band 26dB

RESULT

DESCRIPTION	LOWER LIMIT	UPPER LIMIT	MEASURED	UNIT	VERDICT
Bandwidth 26dB	---	---	22.25	MHz	INFO
T1 26dB	5150.000000	---	5188.9000	MHz	PASS
T2 26dB	---	5250.000000	5211.1500	MHz	PASS

Verdict
PASS

ISED RSS247 # Max output power and psd ~ WLAN5Gx ax-HE20 U-NII-1

References

TC start	01.06.2026 12:14:34
Ambit temp (test rack) [°C] | humidity [rel%]	22.5 | 47
System version	6.0.7.5
Standard | Version	ISED RSS247 | NI
Method	
Description	ISED Max Output Power & PSD - WLAN5Gx ax-HE20 U-NII-1
Information	U-NII-1_OFDM_axHE20-mode_20Mhz_ANT2_PS10 avg

EUT Common Settings WLAN5Gx

Number of antenna ports	2
User Interaction	No
Device class U-NII-1 (FCC)	Client
Limit W52 japan	Standard
TPC supported	No
Vehicle use (ISED)	No

Equipment

Signal analyzer,Rohde&Schwarz,FSV-40,1307.9002K40/101042,3.71
Switch matrix,cetecom advanced GmbH,USM,B002,1.0.0

Test Parameter

Technology to test	WLAN5Gx ax-HE20
EUT port	EUT2
Temperature	nom
Voltage	nom
Frequency low to test	False | Freq [MHz] 5180
Frequency mid to test	True | Freq [MHz] 5200
Frequency high to test	False | Freq [MHz] 5240
Auto control enabled power supply | Climatic Box	No | No
Additional path loss [dB]	0
Full path type	EUT_SA_GEN_SIG
Full path name	EUT2.MP.SIG1/EUT2.SA/EUT2.GEN1/EUT2.GEN2/
Switch bits	00100010:00010001:00000000:00000001

Test at TX 5200 MHz

RESULT: Reference power cond.

DESCRIPTION	LOWER LIMIT	UPPER LIMIT	MEASURED	UNIT	VERDICT
Ref. power 1MHz/1MHz cond.	---	---	5.29	dBm	INFO
Ref. frequency	---	---	5208.190	MHz	INFO

Evaluation max. duty cycle

Duty cycle evaluation

DESCRIPTION	LOWER LIMIT	UPPER LIMIT	MEASURED	UNIT	VERDICT
Duty cycle min	---	---	0	dB	DC > 98% defined

Evaluation bandwidth

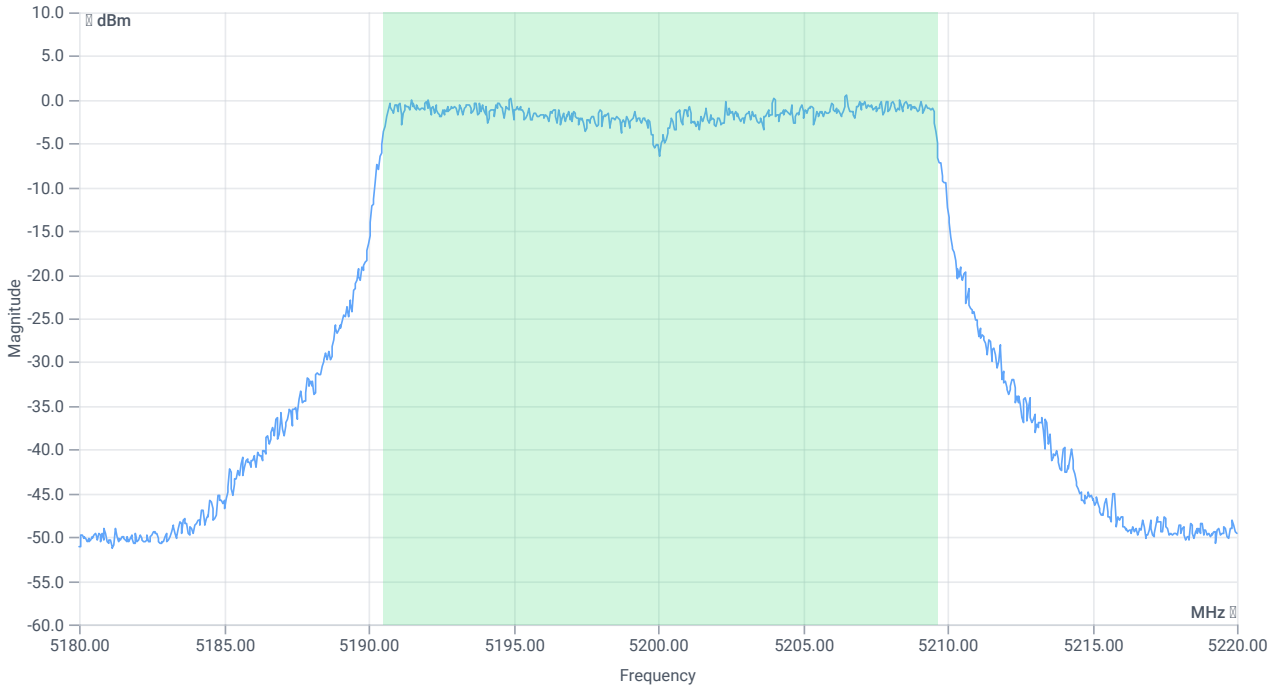

BW 99PCT

RESULT

DESCRIPTION	LOWER LIMIT	UPPER LIMIT	MEASURED	UNIT	VERDICT
Bandwidth 99%	---	---	19.141	MHz	INFO
T1 99%	---	---	5190.4895	MHz	INFO
T2 99%	---	---	5209.6304	MHz	INFO

Maximum Output Power

Antenna gain

Considered antenna gain [dBi]:	6.78 @ 5200 MHz

READ SA SETTINGS:

RefLevel [dBm] | RefLevelOffset [dB] | InpAtt [dB]	17.29 | 12.65 | 20
Start [MHz] | Stop [MHz]	5180.000 | 5220.000
RBW [MHz] | VBW [MHz]	1.000000 | 3.000000
Detector | TraceMode	RMS | MAXH
Sweep: time [ms] | count | points per Section | type	59600 | 1 | 161 | SWE

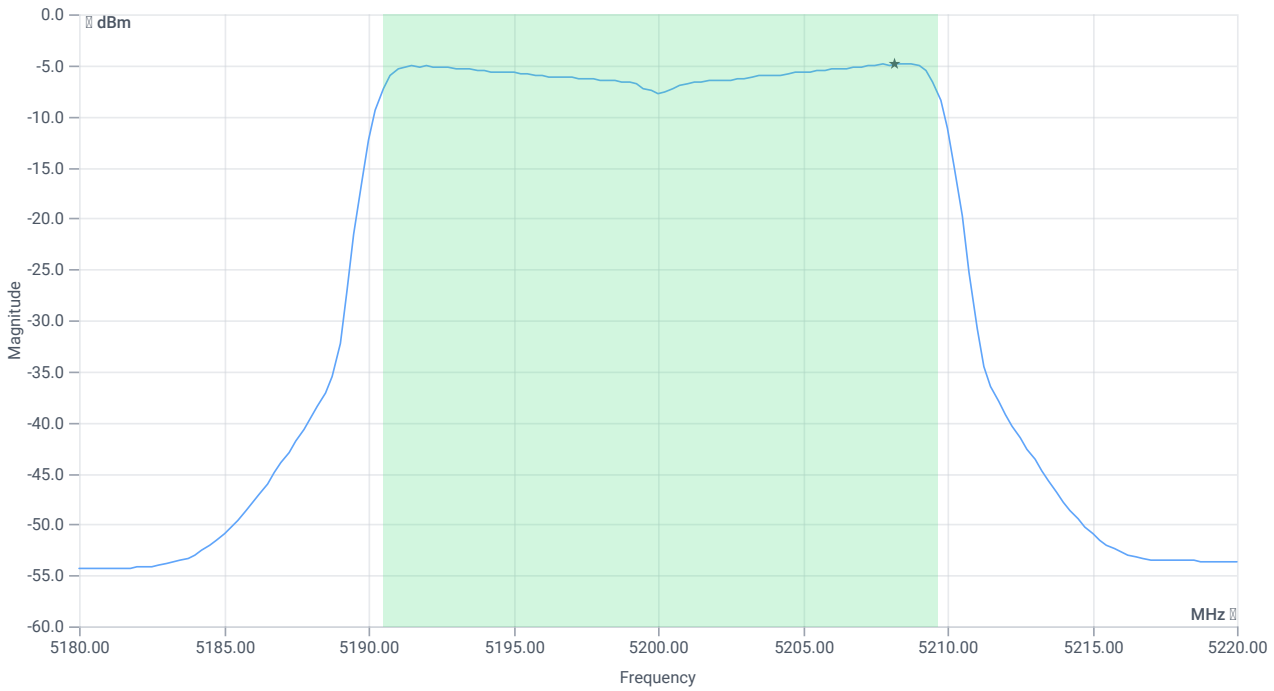

Max OP and PSD (without antenna gain)

RESULT

DESCRIPTION	LOWER LIMIT	UPPER LIMIT	MEASURED	UNIT	VERDICT
Vehicular use: No					
Max output power cond	---	---	6.66	dBm	INFO
Duty cycle correction	---	---	0	dB	INFO
Max output power DC corrected cond	---	---	6.66	dBm	INFO
LIMIT absolute eirp					
Max output power DC corrected eirp	---	23	13.44	dBm	PASS
LIMIT: 10 dBm + 10 log 19.141					

RESULT

DESCRIPTION	LOWER LIMIT	UPPER LIMIT	MEASURED	UNIT	VERDICT
Max output power DC corrected eirp	---	22.82	13.44	dBm	PASS
Power spectral density eirp	---		1.93	dBm/1MHz	INFO
Power spectral density DC corrected eirp	---	10	1.93	dBm/1MHz	PASS
LIMIT absolute cond (RSS-247 §6.2.1)					
Max output power DC corrected cond	---	24	6.66	dBm	PASS

Verdict
PASS

FCC 15.407 # Max output power and psd ~ WLAN5Gx ax-HE20 U-NII-1

References

TC start	01.06.2026 12:12:58
Ambit temp (test rack) [°C] | humidity [rel%]	22.5 | 47
System version	6.0.7.5
Standard | Version	FCC 15.407 | NI
Method	KDB789033 D02, F., E.2.e.
Description	FCC 15.407 Max Output Power & PSD - WLAN5Gx ax-HE20 U-NII-1
Information	U-NII-1_OFDM_axHE20-mode_20Mhz_ANT2_PS10 avg

EUT Common Settings WLAN5Gx

Number of antenna ports	2
User Interaction	No
Device class U-NII-1 (FCC)	Client
Limit W52 japan	Standard
TPC supported	No
Vehicle use (ISED)	No

Equipment

Signal analyzer,Rohde&Schwarz,FSV-40,1307.9002K40/101042,3.71
Switch matrix,cetecom advanced GmbH,USM,B002,1.0.0

Test Parameter

Technology to test	WLAN5Gx ax-HE20
EUT port	EUT2
Temperature	nom
Voltage	nom
Frequency low to test	False | Freq [MHz] 5180
Frequency mid to test	True | Freq [MHz] 5200
Frequency high to test	False | Freq [MHz] 5240
Auto control enabled power supply | Climatic Box	No | No
Additional path loss [dB]	0
Full path type	EUT_SA_GEN_SIG
Full path name	EUT2.MP.SIG1/EUT2.SA/EUT2.GEN1/EUT2.GEN2/
Switch bits	00100010:00010001:00000000:00000001

Test at TX 5200 MHz

RESULT: Reference power cond.

DESCRIPTION	LOWER LIMIT	UPPER LIMIT	MEASURED	UNIT	VERDICT
Ref. power 1MHz/1MHz cond.	---	---	5.49	dBm	INFO
Ref. frequency	---	---	5192.410	MHz	INFO

Evaluation max. duty cycle

Duty cycle evaluation

DESCRIPTION	LOWER LIMIT	UPPER LIMIT	MEASURED	UNIT	VERDICT
Duty cycle min	---	---	0	dB	DC > 98% defined

Evaluation bandwidth

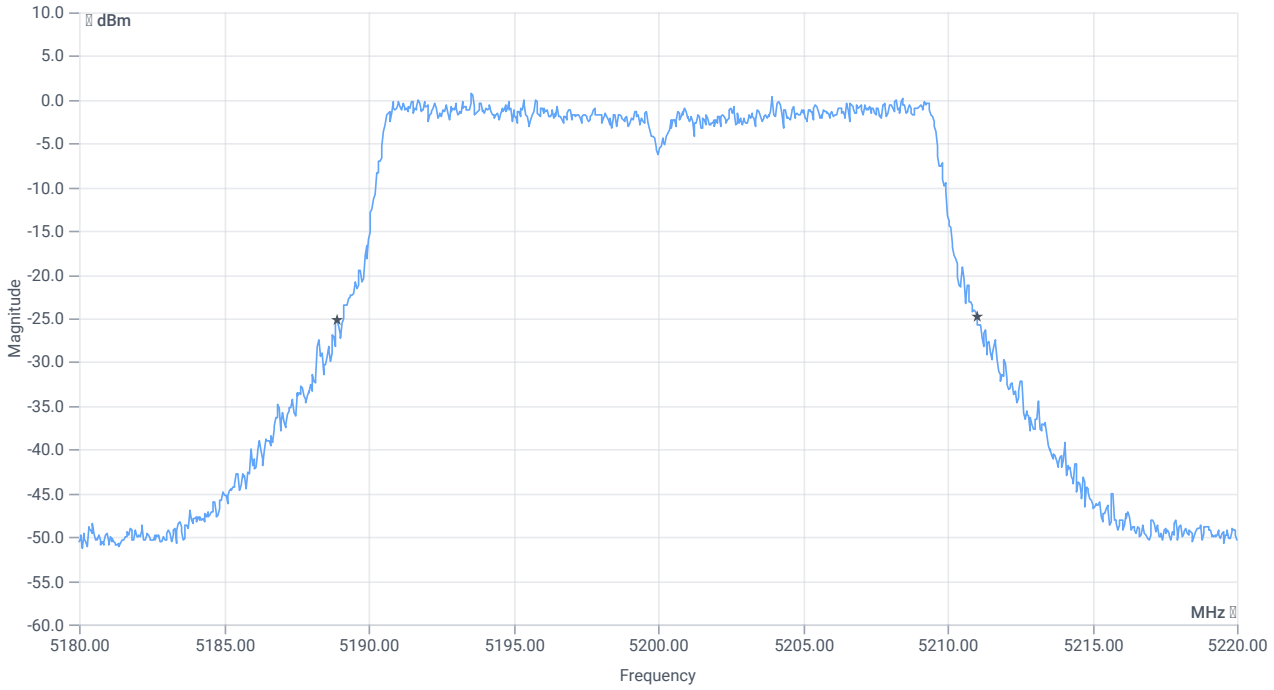

BW 26dB

RESULT

DESCRIPTION	LOWER LIMIT	UPPER LIMIT	MEASURED	UNIT	VERDICT
Bandwidth 26dB	---	---	22.08	MHz	INFO
T1 26dB	---	---	5188.9200	MHz	INFO
T2 26dB	---	---	5211.0000	MHz	INFO

Maximum Output Power

READ SA SETTINGS:

RefLevel [dBm] | RefLevelOffset [dB] | InpAtt [dB]	17.49 | 12.65 | 20
Start [MHz] | Stop [MHz]	5180.000 | 5220.000
RBW [MHz] | VBW [MHz]	1.000000 | 3.000000
Detector | TraceMode	RMS | MAXH
Sweep: time [ms] | count | points per Section | type	59600 | 1 | 161 | SWE

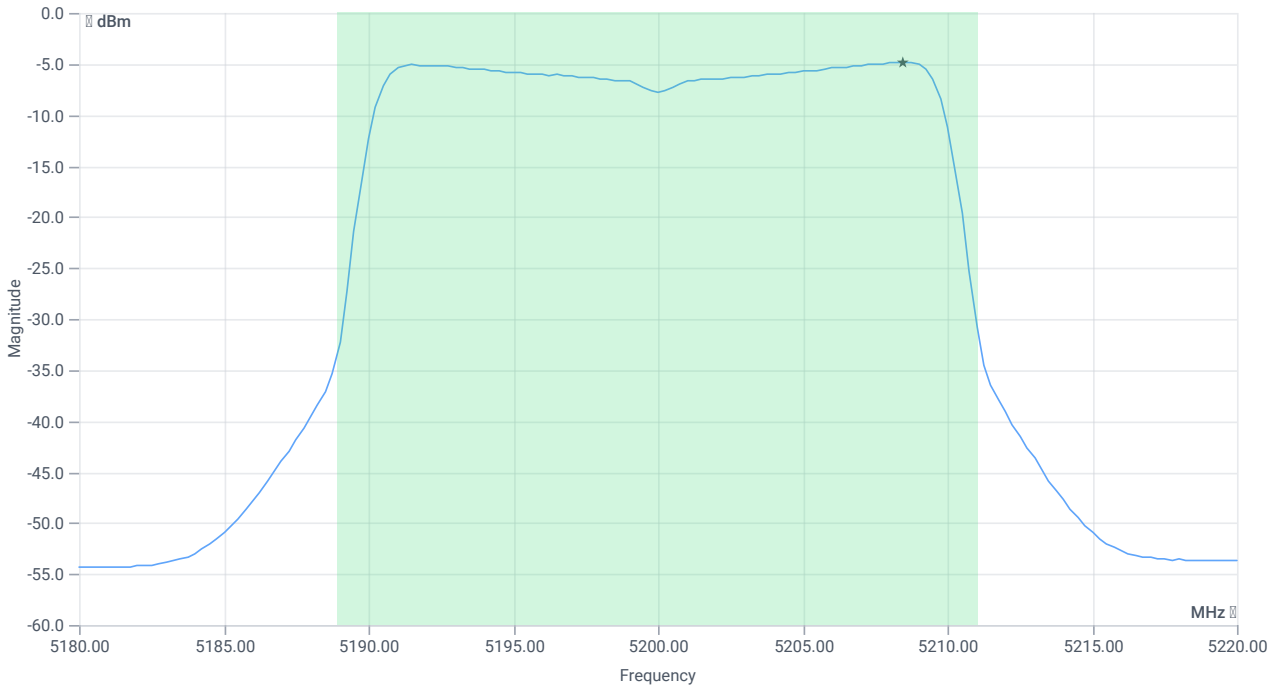

Max OP and PSD

RESULT

CONDUCTED LIMITS FOR MAX ANTENNA GAIN OF 6 D BI					
Description	Lower Limit	Upper Limit	Measured	Unit	Verdict
Max output power cond	---	---	6.77	dBm	INFO
Duty cycle correction	---	---	0	dB	INFO
LIMIT absolute:					
Max output power DC corrected cond	---	24	6.77	dBm	PASS
LIMIT: 11 dBm + 10 log 22.08					
Max output power DC corrected cond	---	24.44	6.77	dBm	na

Power spectral density

RESULT

CONDUCTED LIMITS FOR MAX ANTENNA GAIN OF 6 D BI

RESULT

CONDUCTED LIMITS FOR MAX ANTENNA GAIN OF 6 D BI					
Description	Lower Limit	Upper Limit	Measured	Unit	Verdict
Power spectral density cond	---	---	-4.87	dBm/1MHz	INFO
Duty cycle correction	---	---	0	dB	INFO
Power spectral density DC corrected cond	---	11	-4.87	dBm/1MHz	PASS

Verdict
PASS

NA # Peak output power 3MHz/3MHz ~ WLAN5Gx ax-HE20 U-NII-1

References

TC start	01.06.2026 12:12:31
Ambit temp (test rack) [°C] | humidity [rel%]	22.5 | 47
System version	6.0.7.5
Standard | Version	NA | NI
Method	
Description	Peak OP 3MHz/3MHz - WLAN5Gx ax-HE20 U-NII-1
Information	U-NII-1_OFDM_axHE20-mode_20Mhz_ANT2_PS10 avg

EUT Common Settings WLAN5Gx

Number of antenna ports	2
User Interaction	No
Device class U-NII-1 (FCC)	Client
Limit W52 japan	Standard
TPC supported	No
Vehicle use (ISED)	No

Equipment

Signal analyzer,Rohde&Schwarz,FSV-40,1307.9002K40/101042,3.71
Switch matrix,cetecom advanced GmbH,USM,B002,1.0.0

Test Parameter

Technology to test	WLAN5Gx ax-HE20
EUT port	EUT2
Temperature	nom
Voltage	nom
Frequency low to test	False | Freq [MHz] 5180
Frequency mid to test	True | Freq [MHz] 5200
Frequency high to test	False | Freq [MHz] 5240
Auto control enabled power supply | Climatic Box	No | No
Additional path loss [dB]	0
Full path type	EUT_SA_GEN_SIG
Full path name	EUT2.MP.SIG1/EUT2.SA/EUT2.GEN1/EUT2.GEN2/
Switch bits	00100010:00010001:00000000:00000001

Test at TX 5200 MHz

RESULT: Reference power cond.

DESCRIPTION	LOWER LIMIT	UPPER LIMIT	MEASURED	UNIT	VERDICT
Ref. power 1MHz/1MHz cond.	---	---	4.60	dBm	INFO
Ref. frequency	---	---	5191.810	MHz	INFO

READ SA SETTINGS:

RefLevel [dBm] | RefLevelOffset [dB] | InpAtt [dB]	16.60 | 12.65 | 20
Start [MHz] | Stop [MHz]	5175.000 | 5225.000
RBW [MHz] | VBW [MHz]	3.000000 | 3.000000
Detector | TraceMode	POS | MAXH
Sweep: time [ms] | count | points per Section | type	300 | 20 | 1001 | SWE

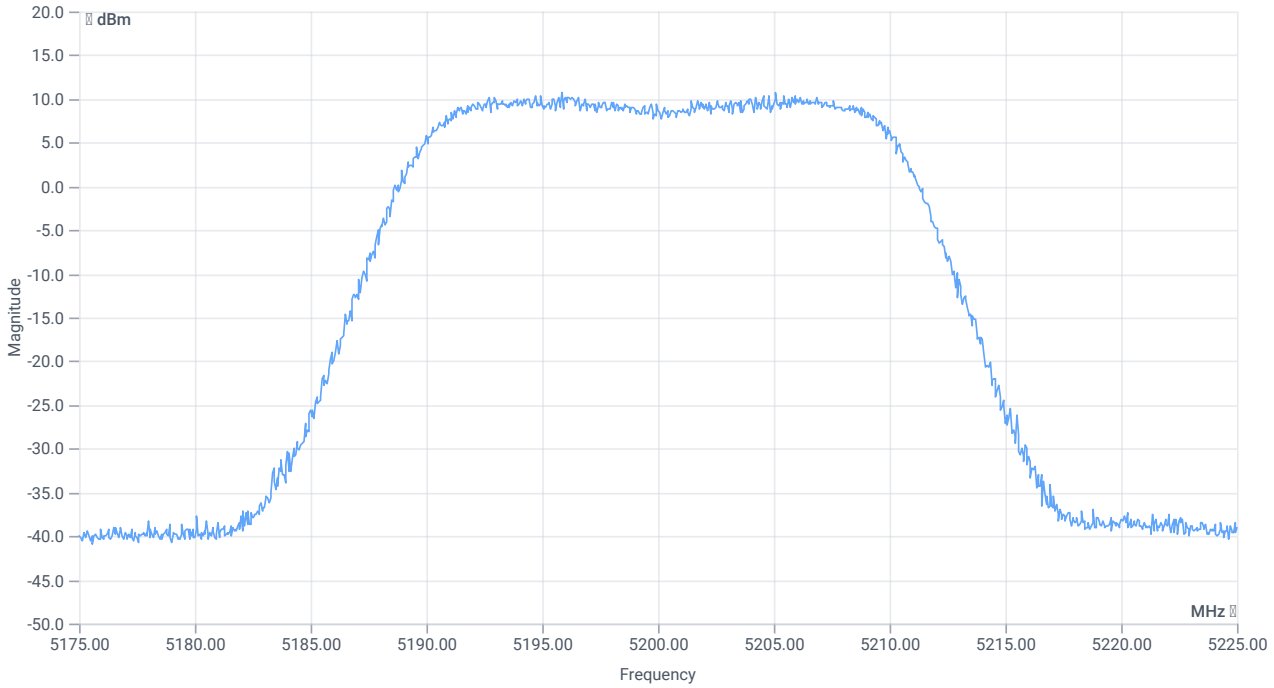

Peak output power

RESULT

DESCRIPTION	LOWER LIMIT	UPPER LIMIT	MEASURED	UNIT	VERDICT
Peak Power	---	---	10.82	dBm	INFO
Peak Power	---	---	12.078138	mW	INFO
Frequency at Peak	---	---	5195.854	MHz	INFO

Verdict
PASS

NA # Message with SA scan ~

References

TC start	01.06.2026 12:12:00
Ambit temp (test rack) [°C] | humidity [rel%]	22.5 | 47
System version	6.0.7.5
Standard | Version	NA | NI
Method	
Description	Message with SA WLAN5Gx ax-HE20 U-NII-1
Information	U-NII-1_OFDM_axHE20-mode_20Mhz_ANT2_PS10 avg

Equipment

Signal analyzer,Rohde&Schwarz,FSV-40,1307.9002K40/101042,3.71
Switch matrix,cetecom advanced GmbH,USM,B002,1.0.0

Test Parameter

Full path type	EUT_SA_GEN_SIG
Full path name	EUT2.MP.SIG1/EUT2.SA/EUT2.GEN1/EUT2.GEN2/
Switch bits	00100010:00010001:00000000:00000001
Message start	01.06.2026 12:12:03
Message	set WLAN5Gx to WLAN5Gx ax-HE20 U-NII-1, Frequency [MHz] 5200 , Information: U-NII-1_OFDM_axHE20-mode_20Mhz_ANT2_PS10 avg

Verdict
INFO

FCC 15.407, ISED RSS247 # Bandwidths 99PCT and 26dB (UNII-3 20dB) ~ WLAN5Gx ax-HE20 U-NII-1

References

TC start	01.06.2026 12:11:21
Ambit temp (test rack) [°C] | humidity [rel%]	22.5 | 47
System version	6.0.7.5
Standard | Version	FCC 15.407, ISED RSS247 | NI
Method	26dB Bandwidth KDB789033 D02, C.1 / ISED RSS-GEN
Description	FCC 15.407 Bandwidths - WLAN5Gx ax-HE20 U-NII-1
Information	U-NII-1_OFDM_axHE20-mode_20Mhz_ANT2_PS10 avg

EUT Common Settings WLAN5Gx

Number of antenna ports	2
User Interaction	No
Device class U-NII-1 (FCC)	Client
Limit W52 japan	Standard
TPC supported	No
Vehicle use (ISED)	No

Equipment

Signal analyzer,Rohde&Schwarz,FSV-40,1307.9002K40/101042,3.71
Switch matrix,cetecom advanced GmbH,USM,B002,1.0.0

Test Parameter

Technology to test	WLAN5Gx ax-HE20
EUT port	EUT2
Temperature	nom
Voltage	nom
Frequency low to test	True | Freq [MHz] 5180
Frequency mid to test	False | Freq [MHz] 5200
Frequency high to test	False | Freq [MHz] 5240
Auto control enabled power supply | Climatic Box	No | No
Additional path loss [dB]	0
Full path type	EUT_SA_GEN_SIG
Full path name	EUT2.MP.SIG1/EUT2.SA/EUT2.GEN1/EUT2.GEN2/
Switch bits	00100010:00010001:00000000:00000001

Test at TX 5180 MHz

RESULT: Reference power cond.

DESCRIPTION	LOWER LIMIT	UPPER LIMIT	MEASURED	UNIT	VERDICT
Ref. power 1MHz/1MHz cond.	---	---	4.65	dBm	INFO
Ref. frequency	---	---	5175.200	MHz	INFO

READ SA SETTINGS:

RefLevel [dBm] | RefLevelOffset [dB] | InpAtt [dB]	12.65 | 12.36 | 20
Start [MHz] | Stop [MHz]	5155.000 | 5205.000
RBW [MHz] | VBW [MHz]	0.300000 | 1.000000
Detector | TraceMode	POS | MAXH
Sweep: time [ms] | count | points per Section | type	1 | 2500 | 1001 | SWE

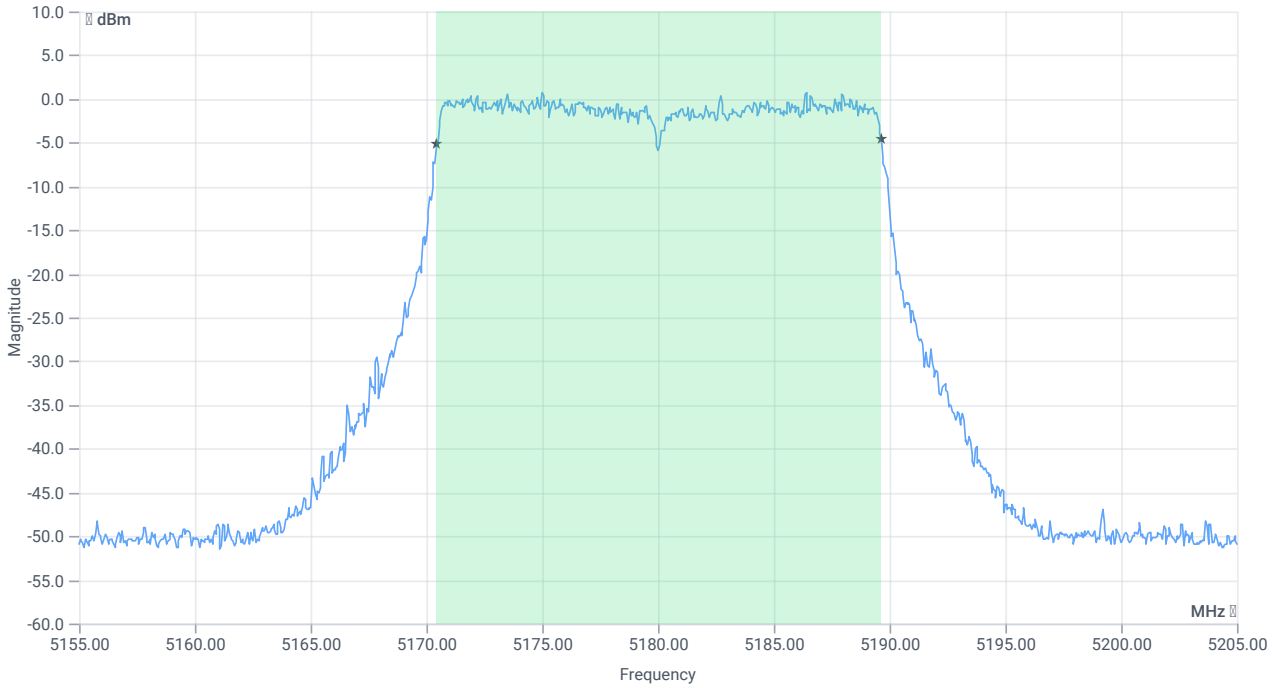

BW 99PCT

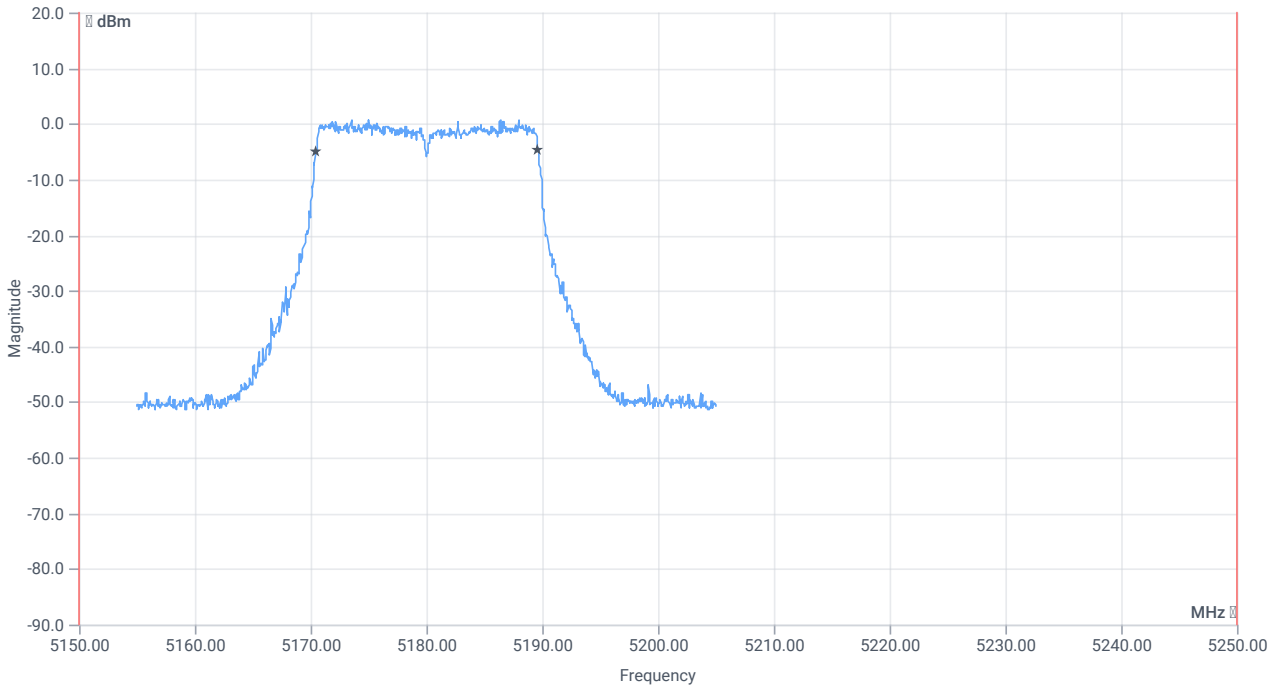

BW within band 99PCT

RESULT

DESCRIPTION	LOWER LIMIT	UPPER LIMIT	MEASURED	UNIT	VERDICT
Bandwidth 99%	---	---	19.181	MHz	INFO
T1 99%	5150.000000	---	5170.4595	MHz	PASS
T2 99%	---	5250.000000	5189.6404	MHz	PASS

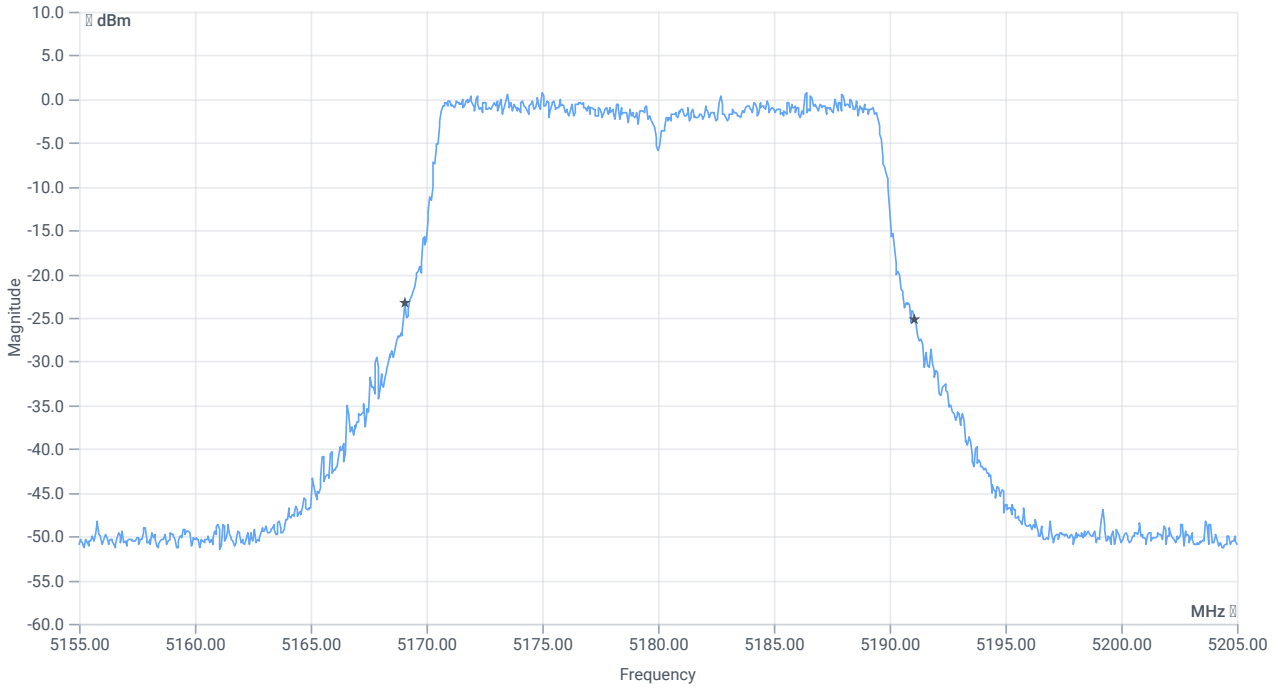

BW 26dB

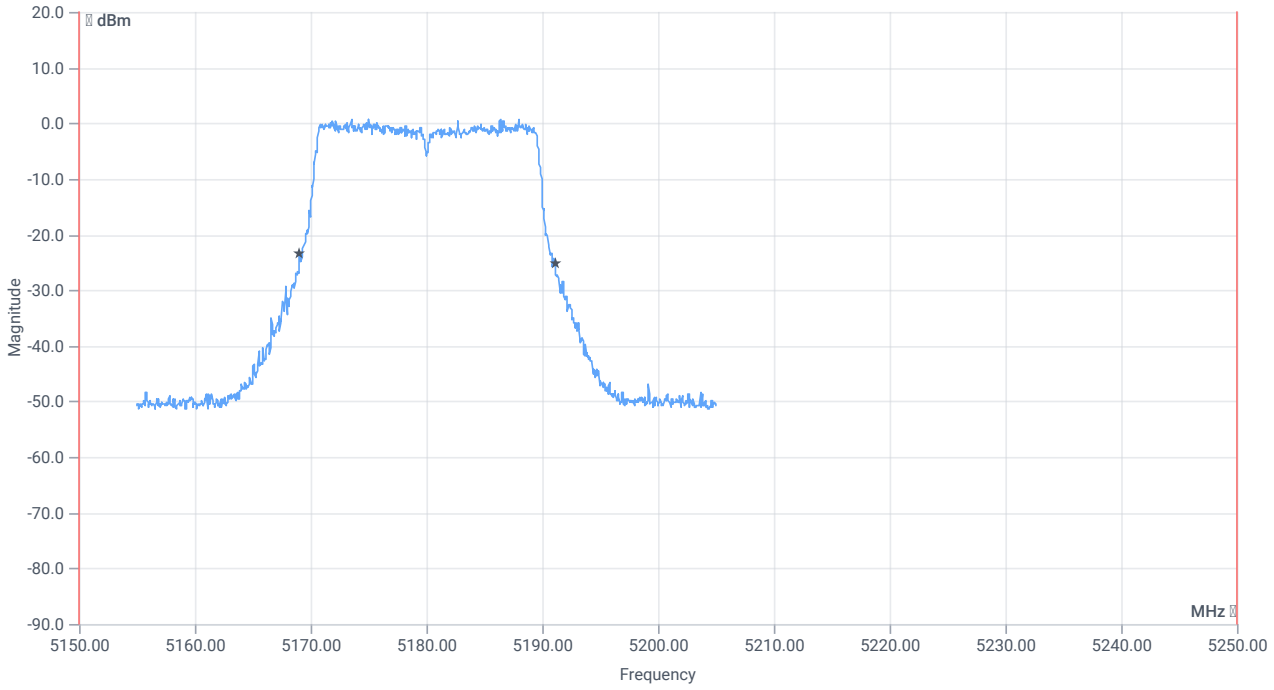

BW within band 26dB

RESULT

DESCRIPTION	LOWER LIMIT	UPPER LIMIT	MEASURED	UNIT	VERDICT
Bandwidth 26dB	---	---	22.05	MHz	INFO
T1 26dB	5150.000000	---	5169.0500	MHz	PASS
T2 26dB	---	5250.000000	5191.1000	MHz	PASS

Verdict
PASS

ISED RSS247 # Max output power and psd ~ WLAN5Gx ax-HE20 U-NII-1

References

TC start	01.06.2026 12:09:44
Ambit temp (test rack) [°C] | humidity [rel%]	22.5 | 47
System version	6.0.7.5
Standard | Version	ISED RSS247 | NI
Method	
Description	ISED Max Output Power & PSD - WLAN5Gx ax-HE20 U-NII-1
Information	U-NII-1_OFDM_axHE20-mode_20Mhz_ANT2_PS10 avg

EUT Common Settings WLAN5Gx

Number of antenna ports	2
User Interaction	No
Device class U-NII-1 (FCC)	Client
Limit W52 japan	Standard
TPC supported	No
Vehicle use (ISED)	No

Equipment

Signal analyzer,Rohde&Schwarz,FSV-40,1307.9002K40/101042,3.71
Switch matrix,cetecom advanced GmbH,USM,B002,1.0.0

Test Parameter

Technology to test	WLAN5Gx ax-HE20
EUT port	EUT2
Temperature	nom
Voltage	nom
Frequency low to test	True | Freq [MHz] 5180
Frequency mid to test	False | Freq [MHz] 5200
Frequency high to test	False | Freq [MHz] 5240
Auto control enabled power supply | Climatic Box	No | No
Additional path loss [dB]	0
Full path type	EUT_SA_GEN_SIG
Full path name	EUT2.MP.SIG1/EUT2.SA/EUT2.GEN1/EUT2.GEN2/
Switch bits	00100010:00010001:00000000:00000001

Test at TX 5180 MHz

RESULT: Reference power cond.

DESCRIPTION	LOWER LIMIT	UPPER LIMIT	MEASURED	UNIT	VERDICT
Ref. power 1MHz/1MHz cond.	---	---	4.51	dBm	INFO
Ref. frequency	---	---	5186.190	MHz	INFO

Evaluation max. duty cycle

Duty cycle evaluation

DESCRIPTION	LOWER LIMIT	UPPER LIMIT	MEASURED	UNIT	VERDICT
Duty cycle min	---	---	0	dB	DC > 98% defined

Evaluation bandwidth

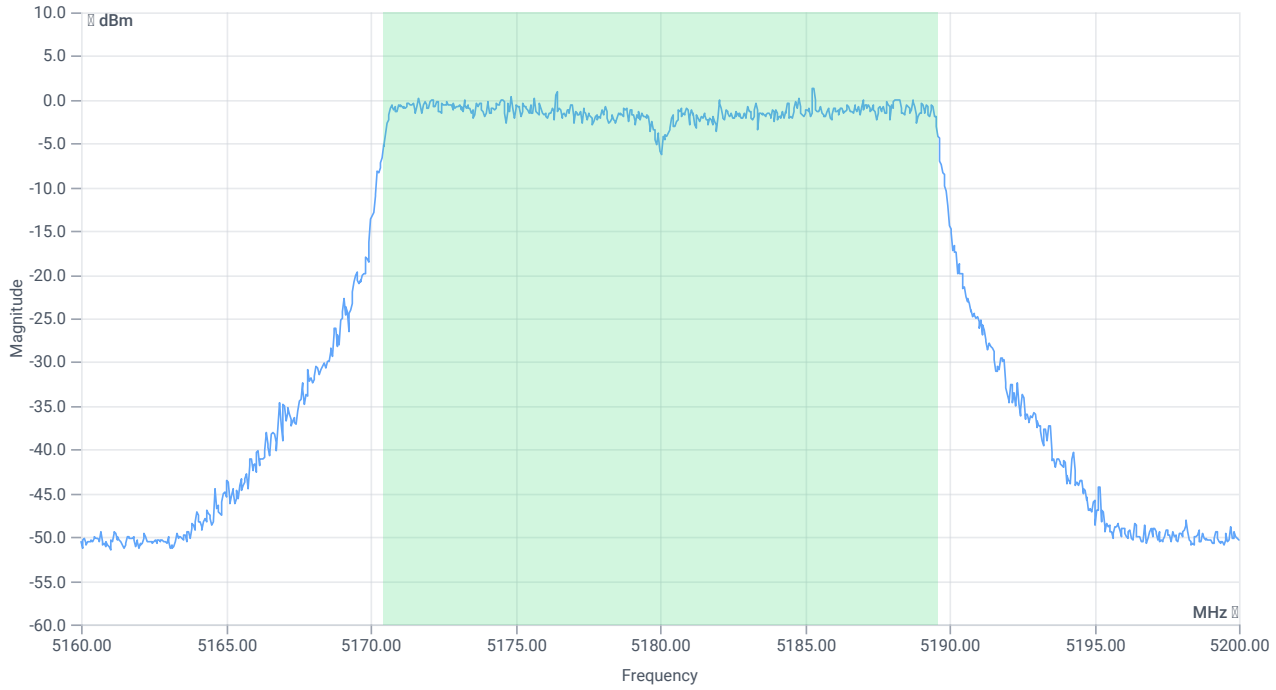

BW 99PCT

RESULT

DESCRIPTION	LOWER LIMIT	UPPER LIMIT	MEASURED	UNIT	VERDICT
Bandwidth 99%	---	---	19.141	MHz	INFO
T1 99%	---	---	5170.4496	MHz	INFO
T2 99%	---	---	5189.5904	MHz	INFO

Maximum Output Power

Antenna gain

Considered antenna gain [dBi]:	6.78 @ 5180 MHz

READ SA SETTINGS:

RefLevel [dBm] | RefLevelOffset [dB] | InpAtt [dB]	16.51 | 12.36 | 20
Start [MHz] | Stop [MHz]	5160.000 | 5200.000
RBW [MHz] | VBW [MHz]	1.000000 | 3.000000
Detector | TraceMode	RMS | MAXH
Sweep: time [ms] | count | points per Section | type	59600 | 1 | 161 | SWE

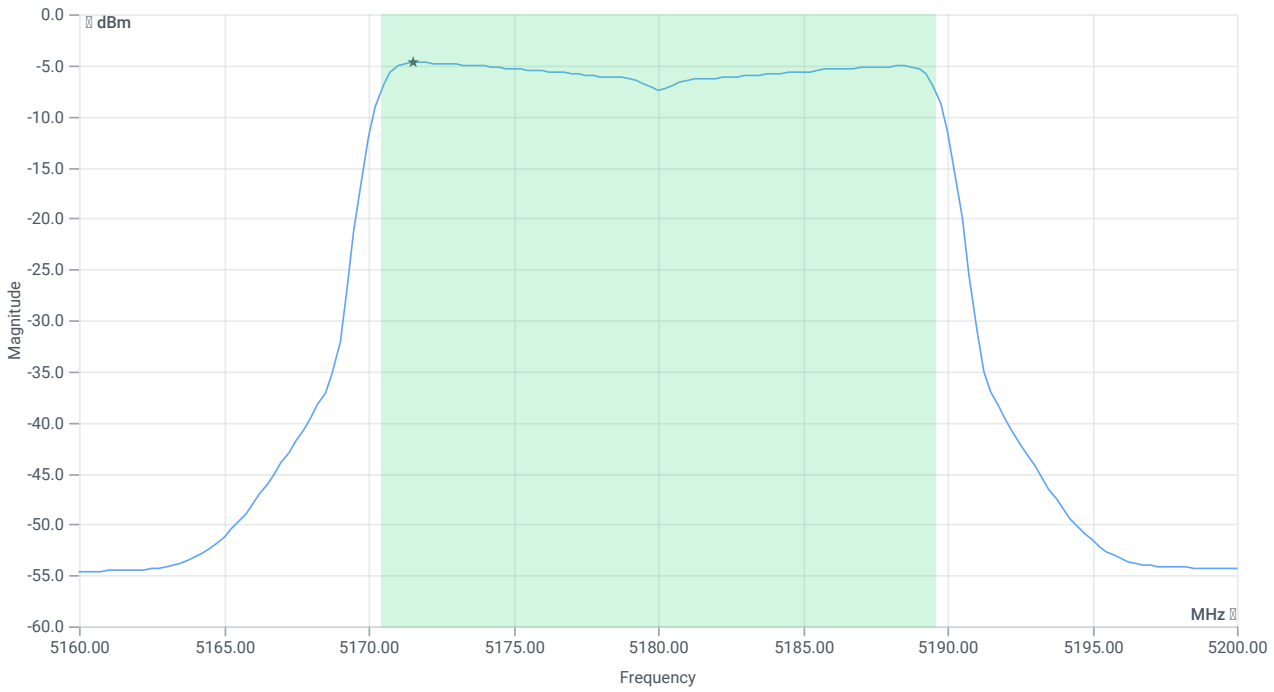

Max OP and PSD (without antenna gain)

RESULT

DESCRIPTION	LOWER LIMIT	UPPER LIMIT	MEASURED	UNIT	VERDICT
Vehicular use: No					
Max output power cond	---	---	6.88	dBm	INFO
Duty cycle correction	---	---	0	dB	INFO
Max output power DC corrected cond	---	---	6.88	dBm	INFO
LIMIT absolute eirp					
Max output power DC corrected eirp	---	23	13.66	dBm	PASS
LIMIT: 10 dBm + 10 log 19.141					

RESULT

DESCRIPTION	LOWER LIMIT	UPPER LIMIT	MEASURED	UNIT	VERDICT
Max output power DC corrected eirp	---	22.82	13.66	dBm	PASS
Power spectral density eirp	---		2.05	dBm/1MHz	INFO
Power spectral density DC corrected eirp	---	10	2.05	dBm/1MHz	PASS
LIMIT absolute cond (RSS-247 §6.2.1)					
Max output power DC corrected cond	---	24	6.88	dBm	PASS

Verdict
PASS

FCC 15.407 # Max output power and psd ~ WLAN5Gx ax-HE20 U-NII-1

References

TC start	01.06.2026 12:08:07
Ambit temp (test rack) [°C] | humidity [rel%]	22.5 | 47
System version	6.0.7.5
Standard | Version	FCC 15.407 | NI
Method	KDB789033 D02, F., E.2.e.
Description	FCC 15.407 Max Output Power & PSD - WLAN5Gx ax-HE20 U-NII-1
Information	U-NII-1_OFDM_axHE20-mode_20Mhz_ANT2_PS10 avg

EUT Common Settings WLAN5Gx

Number of antenna ports	2
User Interaction	No
Device class U-NII-1 (FCC)	Client
Limit W52 japan	Standard
TPC supported	No
Vehicle use (ISED)	No

Equipment

Signal analyzer,Rohde&Schwarz,FSV-40,1307.9002K40/101042,3.71
Switch matrix,cetecom advanced GmbH,USM,B002,1.0.0

Test Parameter

Technology to test	WLAN5Gx ax-HE20
EUT port	EUT2
Temperature	nom
Voltage	nom
Frequency low to test	True | Freq [MHz] 5180
Frequency mid to test	False | Freq [MHz] 5200
Frequency high to test	False | Freq [MHz] 5240
Auto control enabled power supply | Climatic Box	No | No
Additional path loss [dB]	0
Full path type	EUT_SA_GEN_SIG
Full path name	EUT2.MP.SIG1/EUT2.SA/EUT2.GEN1/EUT2.GEN2/
Switch bits	00100010:00010001:00000000:00000001

Test at TX 5180 MHz

RESULT: Reference power cond.

DESCRIPTION	LOWER LIMIT	UPPER LIMIT	MEASURED	UNIT	VERDICT
Ref. power 1MHz/1MHz cond.	---	---	5.42	dBm	INFO
Ref. frequency	---	---	5181.600	MHz	INFO

Evaluation max. duty cycle

Duty cycle evaluation

DESCRIPTION	LOWER LIMIT	UPPER LIMIT	MEASURED	UNIT	VERDICT
Duty cycle min	---	---	0	dB	DC > 98% defined

Evaluation bandwidth

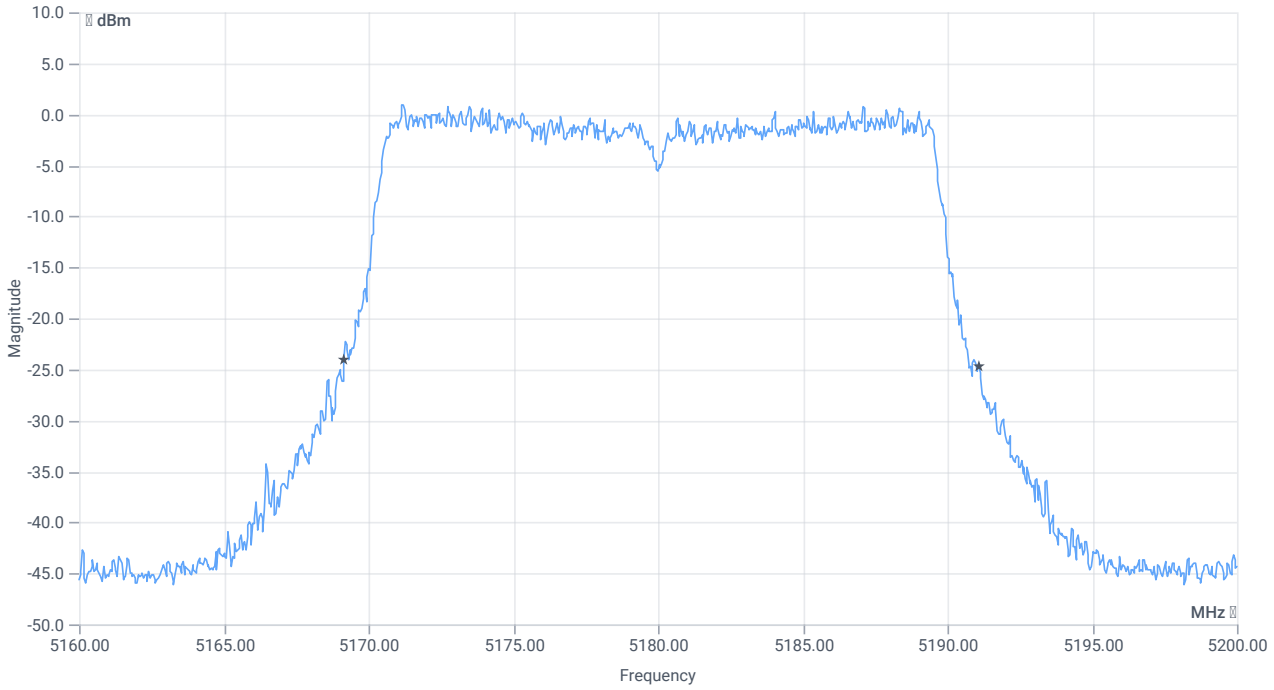

BW 26dB

RESULT

DESCRIPTION	LOWER LIMIT	UPPER LIMIT	MEASURED	UNIT	VERDICT
Bandwidth 26dB	---	---	21.92	MHz	INFO
T1 26dB	---	---	5169.1600	MHz	INFO
T2 26dB	---	---	5191.0800	MHz	INFO

Maximum Output Power

READ SA SETTINGS:

RefLevel [dBm] | RefLevelOffset [dB] | InpAtt [dB]	17.42 | 12.36 | 20
Start [MHz] | Stop [MHz]	5160.000 | 5200.000
RBW [MHz] | VBW [MHz]	1.000000 | 3.000000
Detector | TraceMode	RMS | MAXH
Sweep: time [ms] | count | points per Section | type	59600 | 1 | 161 | SWE

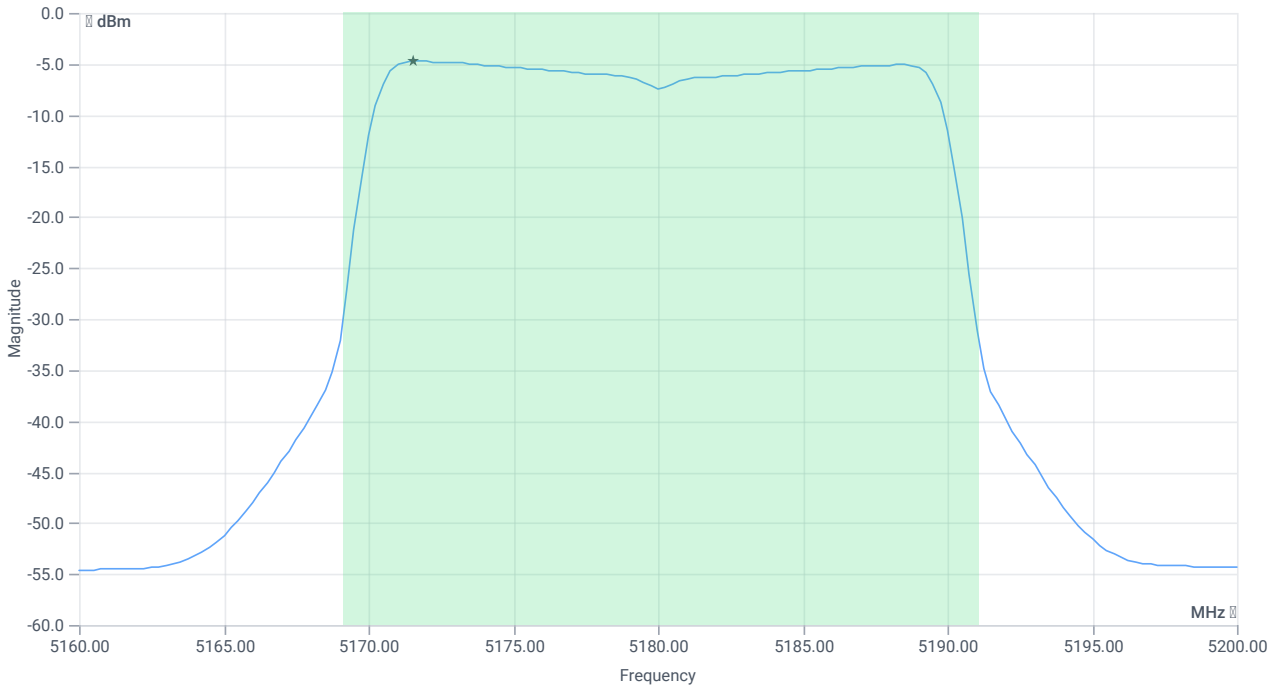

Max OP and PSD

RESULT

CONDUCTED LIMITS FOR MAX ANTENNA GAIN OF 6 D BI					
Description	Lower Limit	Upper Limit	Measured	Unit	Verdict
Max output power cond	---	---	6.98	dBm	INFO
Duty cycle correction	---	---	0	dB	INFO
LIMIT absolute:					
Max output power DC corrected cond	---	24	6.98	dBm	PASS
LIMIT: 11 dBm + 10 log 21.92					
Max output power DC corrected cond	---	24.41	6.98	dBm	na

Power spectral density

RESULT

CONDUCTED LIMITS FOR MAX ANTENNA GAIN OF 6 D BI

RESULT

CONDUCTED LIMITS FOR MAX ANTENNA GAIN OF 6 D BI					
Description	Lower Limit	Upper Limit	Measured	Unit	Verdict
Power spectral density cond	---	---	-4.71	dBm/1MHz	INFO
Duty cycle correction	---	---	0	dB	INFO
Power spectral density DC corrected cond	---	11	-4.71	dBm/1MHz	PASS

Verdict
PASS

NA # Peak output power 3MHz/3MHz ~ WLAN5Gx ax-HE20 U-NII-1

References

TC start	01.06.2026 12:07:40
Ambit temp (test rack) [°C] | humidity [rel%]	22.5 | 47
System version	6.0.7.5
Standard | Version	NA | NI
Method	
Description	Peak OP 3MHz/3MHz - WLAN5Gx ax-HE20 U-NII-1
Information	U-NII-1_OFDM_axHE20-mode_20Mhz_ANT2_PS10 avg

EUT Common Settings WLAN5Gx

Number of antenna ports	2
User Interaction	No
Device class U-NII-1 (FCC)	Client
Limit W52 japan	Standard
TPC supported	No
Vehicle use (ISED)	No

Equipment

Signal analyzer,Rohde&Schwarz,FSV-40,1307.9002K40/101042,3.71
Switch matrix,cetecom advanced GmbH,USM,B002,1.0.0

Test Parameter

Technology to test	WLAN5Gx ax-HE20
EUT port	EUT2
Temperature	nom
Voltage	nom
Frequency low to test	True | Freq [MHz] 5180
Frequency mid to test	False | Freq [MHz] 5200
Frequency high to test	False | Freq [MHz] 5240
Auto control enabled power supply | Climatic Box	No | No
Additional path loss [dB]	0
Full path type	EUT_SA_GEN_SIG
Full path name	EUT2.MP.SIG1/EUT2.SA/EUT2.GEN1/EUT2.GEN2/
Switch bits	00100010:00010001:00000000:00000001

Test at TX 5180 MHz

RESULT: Reference power cond.

DESCRIPTION	LOWER LIMIT	UPPER LIMIT	MEASURED	UNIT	VERDICT
Ref. power 1MHz/1MHz cond.	---	---	4.49	dBm	INFO
Ref. frequency	---	---	5173.810	MHz	INFO

READ SA SETTINGS:

RefLevel [dBm] | RefLevelOffset [dB] | InpAtt [dB]	16.49 | 12.36 | 20
Start [MHz] | Stop [MHz]	5155.000 | 5205.000
RBW [MHz] | VBW [MHz]	3.000000 | 3.000000
Detector | TraceMode	POS | MAXH
Sweep: time [ms] | count | points per Section | type	300 | 20 | 1001 | SWE

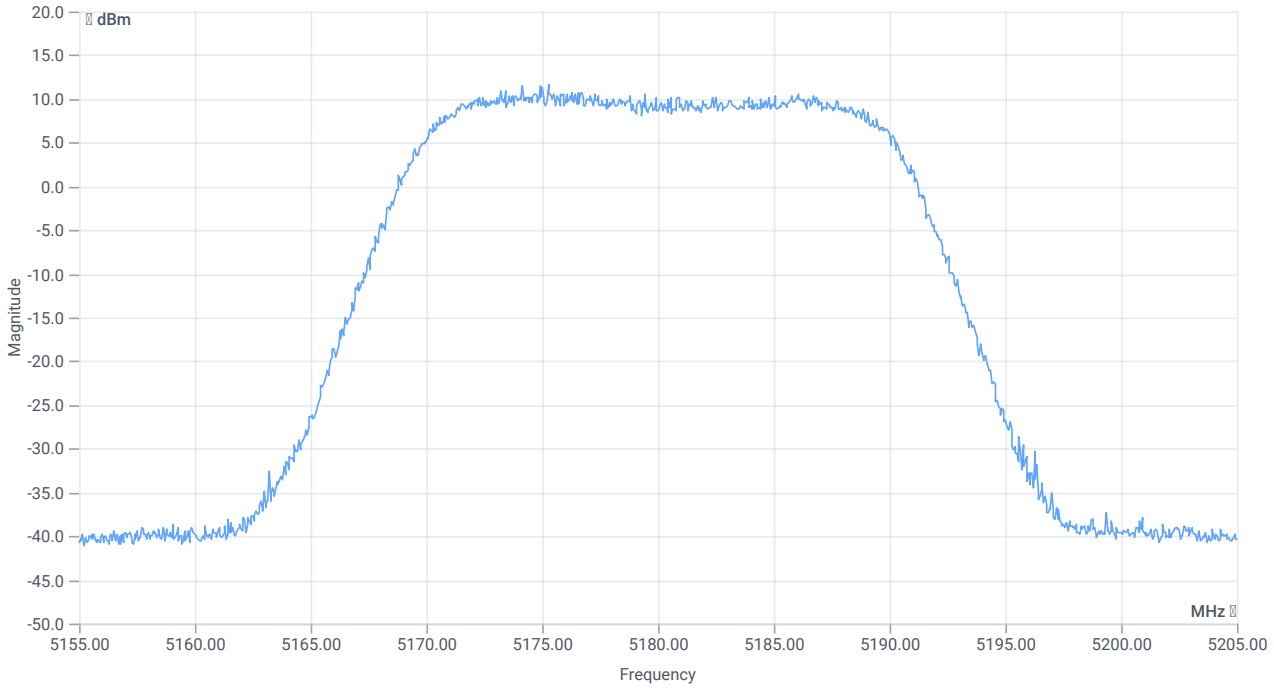

Peak output power

RESULT

DESCRIPTION	LOWER LIMIT	UPPER LIMIT	MEASURED	UNIT	VERDICT
Peak Power	---	---	11.69	dBm	INFO
Peak Power	---	---	14.757065	mW	INFO
Frequency at Peak	---	---	5175.255	MHz	INFO

Verdict
PASS

NA # Message with SA scan ~

References

TC start	01.06.2026 12:07:17
Ambit temp (test rack) [°C] | humidity [rel%]	22.5 | 47
System version	6.0.7.5
Standard | Version	NA | NI
Method	
Description	Message with SA WLAN5Gx ax-HE20 U-NII-1
Information	U-NII-1_OFDM_axHE20-mode_20Mhz_ANT2_PS10 avg

Equipment

Signal analyzer,Rohde&Schwarz,FSV-40,1307.9002K40/101042,3.71
Switch matrix,cetecom advanced GmbH,USM,B002,1.0.0

Test Parameter

Full path type	EUT_SA_GEN_SIG
Full path name	EUT2.MP.SIG1/EUT2.SA/EUT2.GEN1/EUT2.GEN2/
Switch bits	00100010:00010001:00000000:00000001
Message start	01.06.2026 12:07:20
Message	set WLAN5Gx to WLAN5Gx ax-HE20 U-NII-1, Frequency [MHz] 5180 , Information: U-NII-1_OFDM_axHE20-mode_20Mhz_ANT2_PS10 avg

Verdict
INFO

FCC 15.407, ISED RSS247 # Bandwidths 99PCT and 26dB (UNII-3 20dB) ~ WLAN5Gx ax-HE20 U-NII-1

References

TC start	01.06.2026 12:03:41
Ambit temp (test rack) [°C] | humidity [rel%]	22.5 | 47
System version	6.0.7.5
Standard | Version	FCC 15.407, ISED RSS247 | NI
Method	26dB Bandwidth KDB789033 D02, C.1 / ISED RSS-GEN
Description	FCC 15.407 Bandwidths - WLAN5Gx ax-HE20 U-NII-1
Information	U-NII-1_OFDM_axHE20-mode_20Mhz_ANT1_PS10 avg

EUT Common Settings WLAN5Gx

Number of antenna ports	2
User Interaction	No
Device class U-NII-1 (FCC)	Client
Limit W52 japan	Standard
TPC supported	No
Vehicle use (ISED)	No

Equipment

Signal analyzer,Rohde&Schwarz,FSV-40,1307.9002K40/101042,3.71
Switch matrix,cetecom advanced GmbH,USM,B002,1.0.0

Test Parameter

Technology to test	WLAN5Gx ax-HE20
EUT port	EUT1
Temperature	nom
Voltage	nom
Frequency low to test	False | Freq [MHz] 5180
Frequency mid to test	False | Freq [MHz] 5200
Frequency high to test	True | Freq [MHz] 5240
Auto control enabled power supply | Climatic Box	No | No
Additional path loss [dB]	0
Full path type	EUT_SA_GEN_SIG
Full path name	EUT1.MP.SIG1/EUT1.SA/EUT1.GEN1/EUT1.GEN2/
Switch bits	00010001:00010001:00000000:00000001

Test at TX 5240 MHz

RESULT: Reference power cond.

DESCRIPTION	LOWER LIMIT	UPPER LIMIT	MEASURED	UNIT	VERDICT
Ref. power 1MHz/1MHz cond.	---	---	6.72	dBm	INFO
Ref. frequency	---	---	5245.590	MHz	INFO

READ SA SETTINGS:

RefLevel [dBm] | RefLevelOffset [dB] | InpAtt [dB]	14.72 | 12.83 | 20
Start [MHz] | Stop [MHz]	5215.000 | 5265.000
RBW [MHz] | VBW [MHz]	0.300000 | 1.000000
Detector | TraceMode	POS | MAXH
Sweep: time [ms] | count | points per Section | type	1 | 2500 | 1001 | SWE

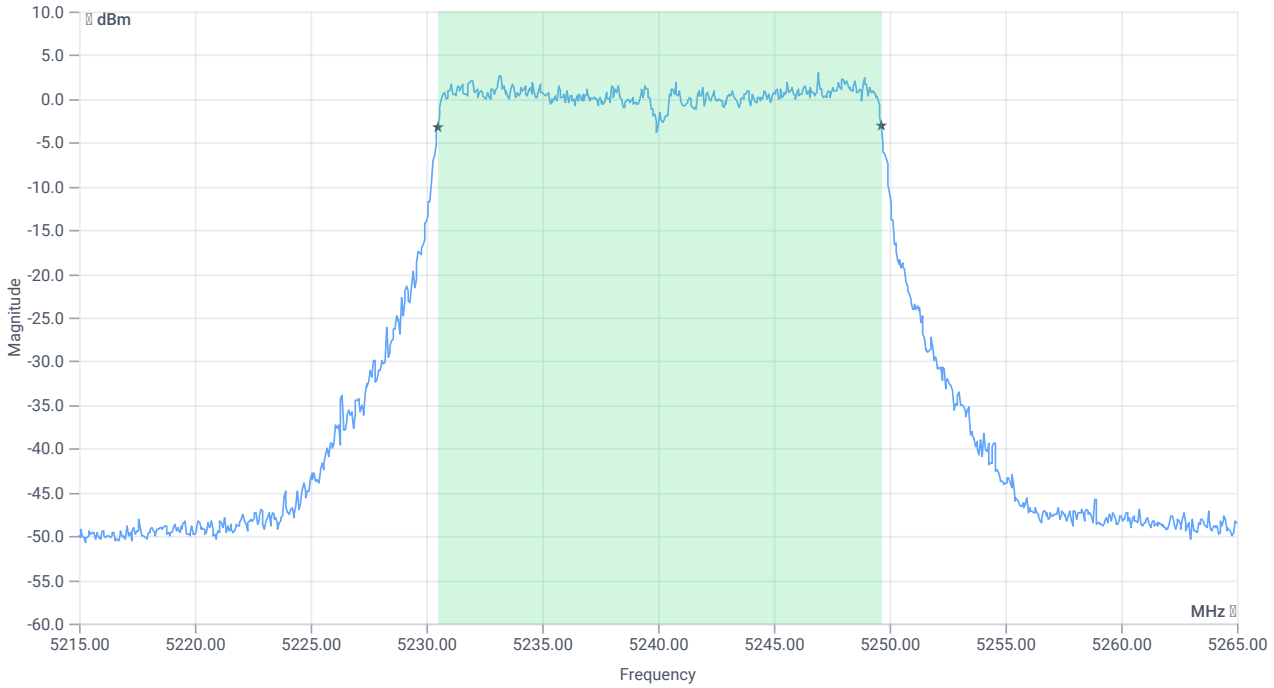

BW 99PCT

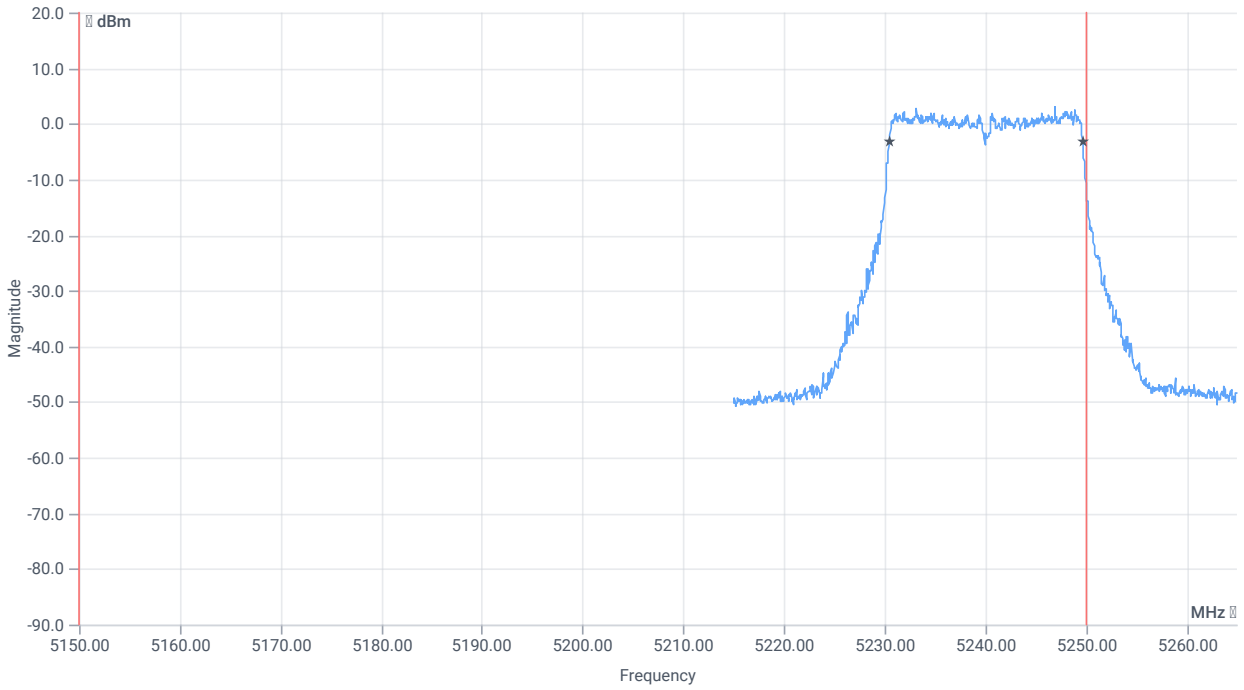

BW within band 99PCT

RESULT

DESCRIPTION	LOWER LIMIT	UPPER LIMIT	MEASURED	UNIT	VERDICT
Bandwidth 99%	---	---	19.131	MHz	INFO
T1 99%	5150.000000	---	5230.5095	MHz	PASS
T2 99%	---	5250.000000	5249.6404	MHz	PASS

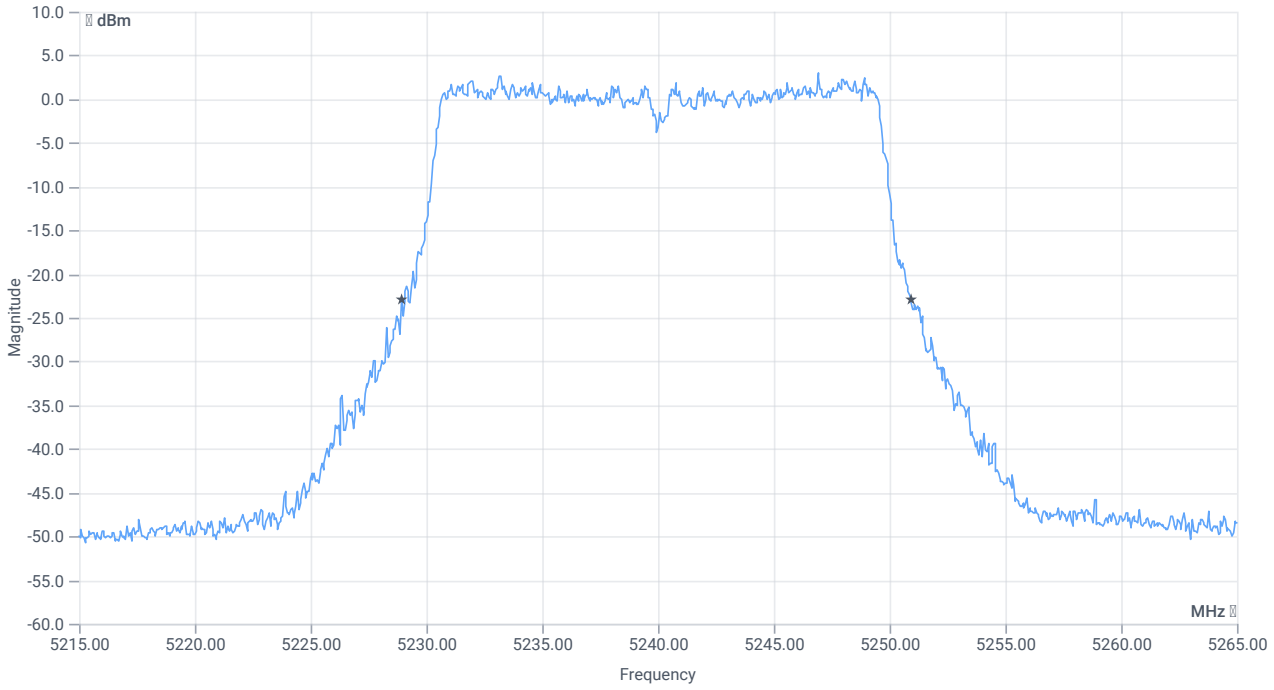

BW 26dB

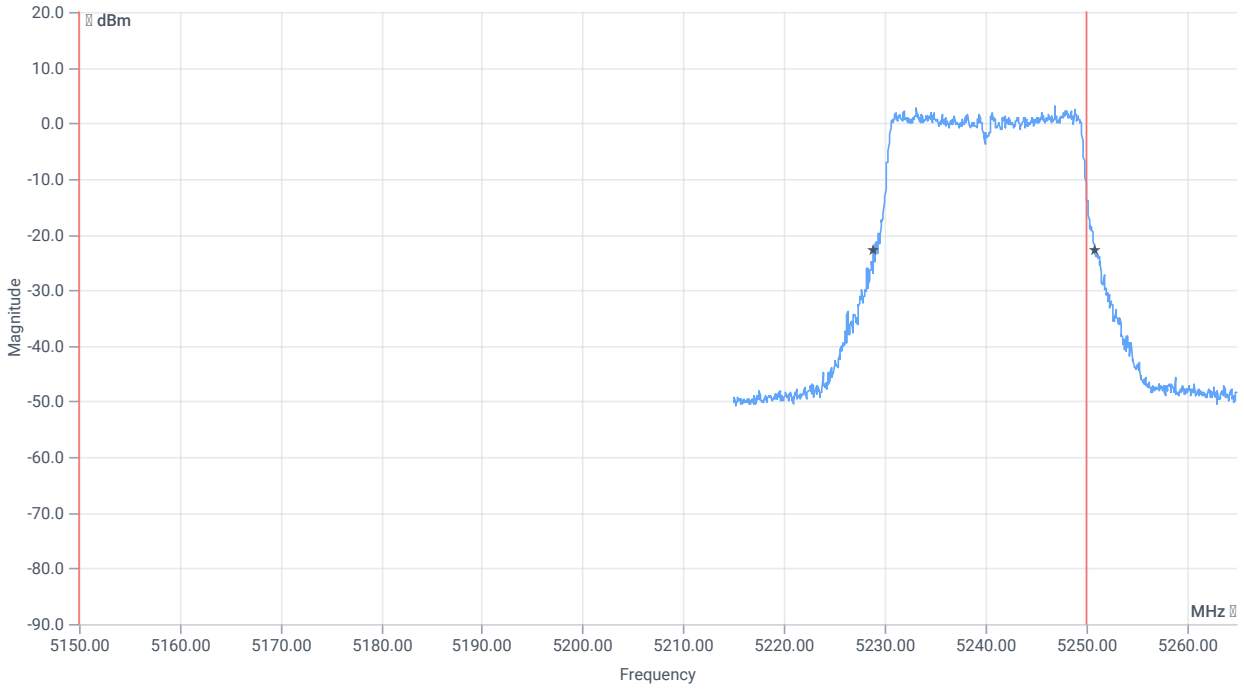

BW within band 26dB

RESULT

DESCRIPTION	LOWER LIMIT	UPPER LIMIT	MEASURED	UNIT	VERDICT
Bandwidth 26dB	---	---	22	MHz	INFO
T1 26dB	5150.000000	---	5228.9000	MHz	PASS
T2 26dB	---	5250.000000	5250.9000	MHz	DFS required

Verdict
PASS

ISED RSS247 # Max output power and psd ~ WLAN5Gx ax-HE20 U-NII-1

References

TC start	01.06.2026 12:02:05
Ambit temp (test rack) [°C] | humidity [rel%]	22.4 | 47
System version	6.0.7.5
Standard | Version	ISED RSS247 | NI
Method	
Description	ISED Max Output Power & PSD - WLAN5Gx ax-HE20 U-NII-1
Information	U-NII-1_OFDM_axHE20-mode_20Mhz_ANT1_PS10 avg

EUT Common Settings WLAN5Gx

Number of antenna ports	2
User Interaction	No
Device class U-NII-1 (FCC)	Client
Limit W52 japan	Standard
TPC supported	No
Vehicle use (ISED)	No

Equipment

Signal analyzer,Rohde&Schwarz,FSV-40,1307.9002K40/101042,3.71
Switch matrix,cetecom advanced GmbH,USM,B002,1.0.0

Test Parameter

Technology to test	WLAN5Gx ax-HE20
EUT port	EUT1
Temperature	nom
Voltage	nom
Frequency low to test	False | Freq [MHz] 5180
Frequency mid to test	False | Freq [MHz] 5200
Frequency high to test	True | Freq [MHz] 5240
Auto control enabled power supply | Climatic Box	No | No
Additional path loss [dB]	0
Full path type	EUT_SA_GEN_SIG
Full path name	EUT1.MP.SIG1/EUT1.SA/EUT1.GEN1/EUT1.GEN2/
Switch bits	00010001:00010001:00000000:00000001

Test at TX 5240 MHz

RESULT: Reference power cond.

DESCRIPTION	LOWER LIMIT	UPPER LIMIT	MEASURED	UNIT	VERDICT
Ref. power 1MHz/1MHz cond.	---	---	6.69	dBm	INFO
Ref. frequency	---	---	5237.600	MHz	INFO

Evaluation max. duty cycle

Duty cycle evaluation

DESCRIPTION	LOWER LIMIT	UPPER LIMIT	MEASURED	UNIT	VERDICT
Duty cycle min	---	---	0	dB	DC > 98% defined

Evaluation bandwidth

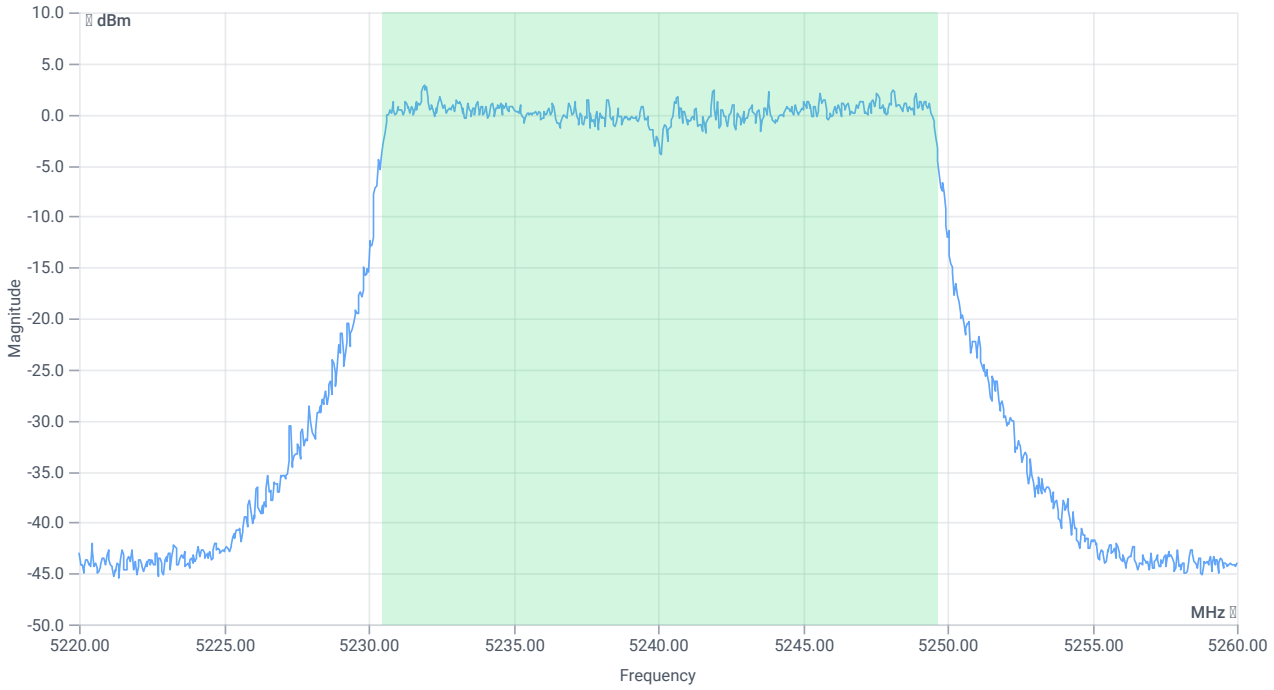

BW 99PCT

RESULT

DESCRIPTION	LOWER LIMIT	UPPER LIMIT	MEASURED	UNIT	VERDICT
Bandwidth 99%	---	---	19.181	MHz	INFO
T1 99%	---	---	5230.4496	MHz	INFO
T2 99%	---	---	5249.6304	MHz	INFO

Maximum Output Power

Antenna gain

Considered antenna gain [dBi]:	6.78 @ 5240 MHz

READ SA SETTINGS:

RefLevel [dBm] | RefLevelOffset [dB] | InpAtt [dB]	18.69 | 12.83 | 20
Start [MHz] | Stop [MHz]	5220.000 | 5260.000
RBW [MHz] | VBW [MHz]	1.000000 | 3.000000
Detector | TraceMode	RMS | MAXH
Sweep: time [ms] | count | points per Section | type	59600 | 1 | 161 | SWE

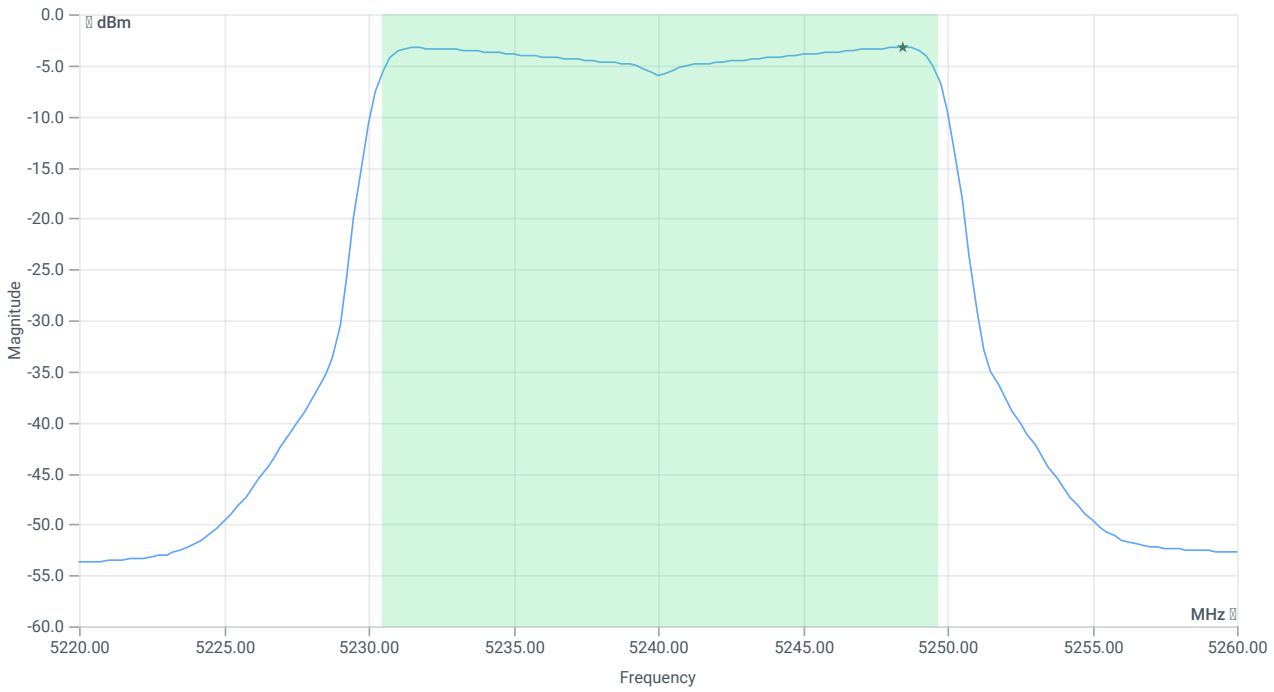

Max OP and PSD (without antenna gain)

RESULT

DESCRIPTION	LOWER LIMIT	UPPER LIMIT	MEASURED	UNIT	VERDICT
Vehicular use: No					
Max output power cond	---	---	8.43	dBm	INFO
Duty cycle correction	---	---	0	dB	INFO
Max output power DC corrected cond	---	---	8.43	dBm	INFO
LIMIT absolute eirp					
Max output power DC corrected eirp	---	23	15.21	dBm	PASS
LIMIT: 10 dBm + 10 log 19.181					

RESULT

DESCRIPTION	LOWER LIMIT	UPPER LIMIT	MEASURED	UNIT	VERDICT
Max output power DC corrected eirp	---	22.83	15.21	dBm	PASS
Power spectral density eirp	---		3.52	dBm/1MHz	INFO
Power spectral density DC corrected eirp	---	10	3.52	dBm/1MHz	PASS
LIMIT absolute cond (RSS-247 §6.2.1)					
Max output power DC corrected cond	---	24	8.43	dBm	PASS

Verdict
PASS

FCC 15.407 # Max output power and psd ~ WLAN5Gx ax-HE20 U-NII-1

References

TC start	01.06.2026 12:00:31
Ambit temp (test rack) [°C] | humidity [rel%]	22.5 | 47
System version	6.0.7.5
Standard | Version	FCC 15.407 | NI
Method	KDB789033 D02, F., E.2.e.
Description	FCC 15.407 Max Output Power & PSD - WLAN5Gx ax-HE20 U-NII-1
Information	U-NII-1_OFDM_axHE20-mode_20Mhz_ANT1_PS10 avg

EUT Common Settings WLAN5Gx

Number of antenna ports	2
User Interaction	No
Device class U-NII-1 (FCC)	Client
Limit W52 japan	Standard
TPC supported	No
Vehicle use (ISED)	No

Equipment

Signal analyzer,Rohde&Schwarz,FSV-40,1307.9002K40/101042,3.71
Switch matrix,cetecom advanced GmbH,USM,B002,1.0.0

Test Parameter

Technology to test	WLAN5Gx ax-HE20
EUT port	EUT1
Temperature	nom
Voltage	nom
Frequency low to test	False | Freq [MHz] 5180
Frequency mid to test	False | Freq [MHz] 5200
Frequency high to test	True | Freq [MHz] 5240
Auto control enabled power supply | Climatic Box	No | No
Additional path loss [dB]	0
Full path type	EUT_SA_GEN_SIG
Full path name	EUT1.MP.SIG1/EUT1.SA/EUT1.GEN1/EUT1.GEN2/
Switch bits	00010001:00010001:00000000:00000001

Test at TX 5240 MHz

RESULT: Reference power cond.

DESCRIPTION	LOWER LIMIT	UPPER LIMIT	MEASURED	UNIT	VERDICT
Ref. power 1MHz/1MHz cond.	---	---	7.32	dBm	INFO
Ref. frequency	---	---	5235.200	MHz	INFO

Evaluation max. duty cycle

Duty cycle evaluation

DESCRIPTION	LOWER LIMIT	UPPER LIMIT	MEASURED	UNIT	VERDICT
Duty cycle min	---	---	0	dB	DC > 98% defined

Evaluation bandwidth

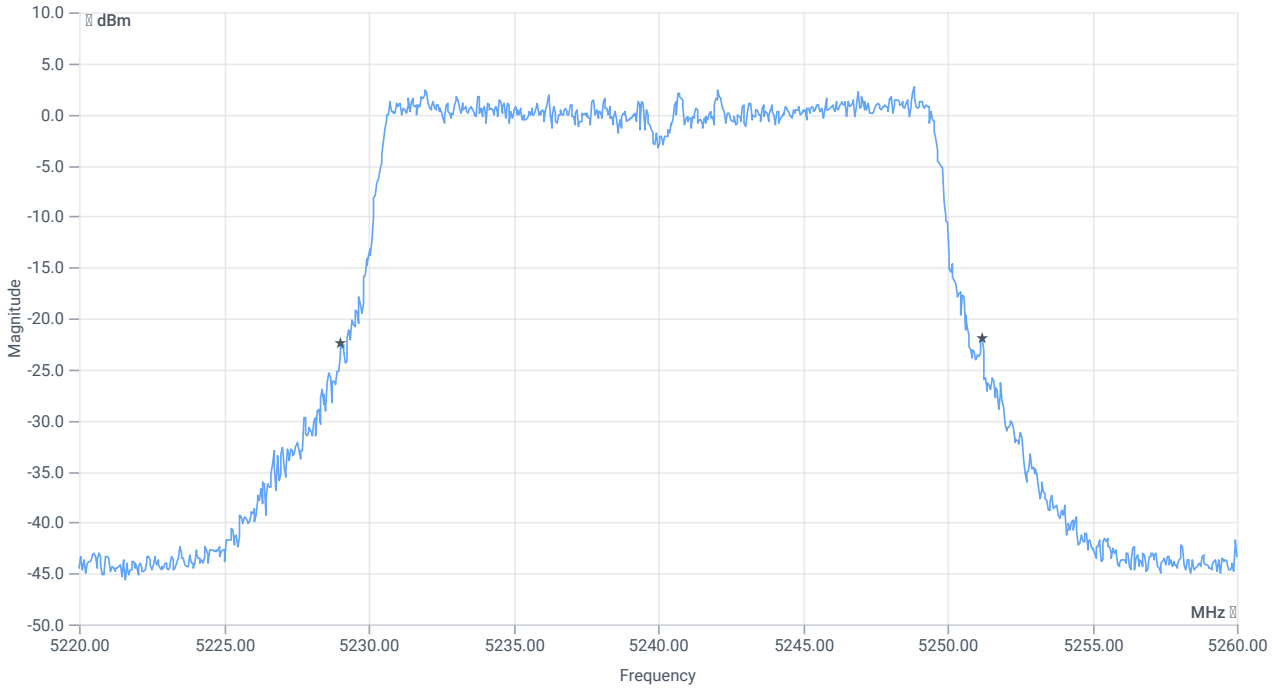

BW 26dB

RESULT

DESCRIPTION	LOWER LIMIT	UPPER LIMIT	MEASURED	UNIT	VERDICT
Bandwidth 26dB	---	---	22.16	MHz	INFO
T1 26dB	---	---	5229.0400	MHz	INFO
T2 26dB	---	---	5251.2000	MHz	INFO

Maximum Output Power

READ SA SETTINGS:

RefLevel [dBm] | RefLevelOffset [dB] | InpAtt [dB]	19.32 | 12.83 | 25
Start [MHz] | Stop [MHz]	5220.000 | 5260.000
RBW [MHz] | VBW [MHz]	1.000000 | 3.000000
Detector | TraceMode	RMS | MAXH
Sweep: time [ms] | count | points per Section | type	59600 | 1 | 161 | SWE

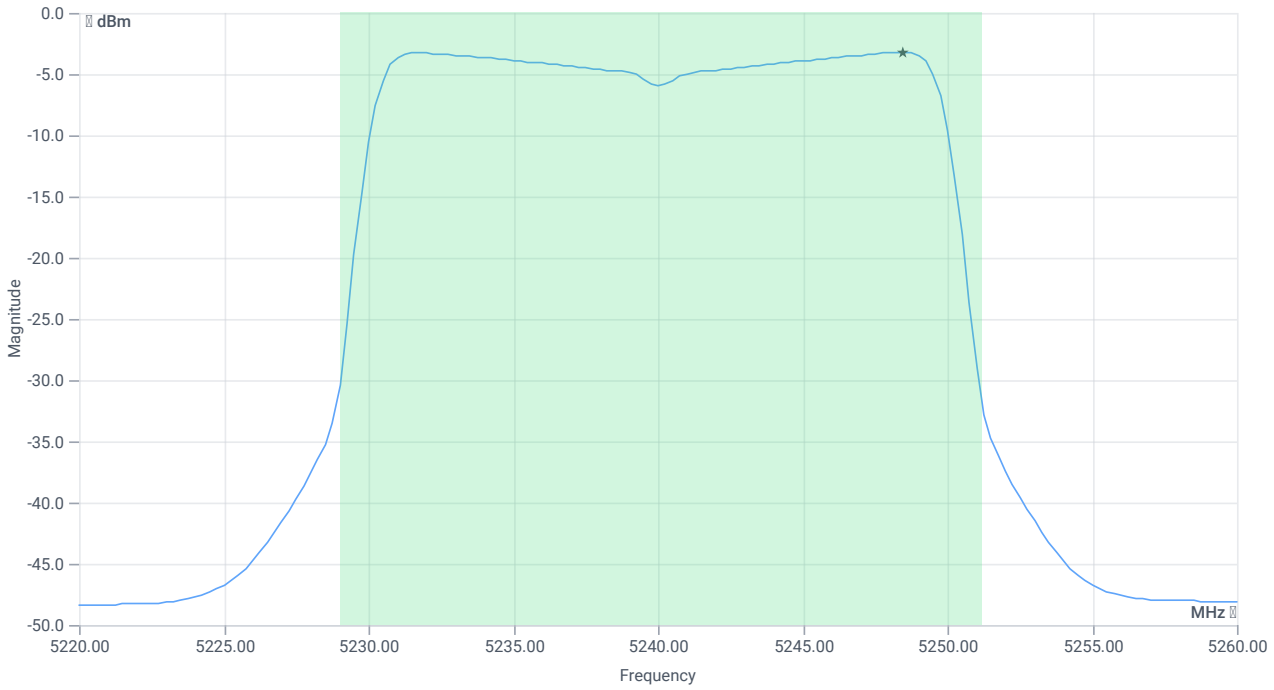

Max OP and PSD

RESULT

CONDUCTED LIMITS FOR MAX ANTENNA GAIN OF 6 D BI					
Description	Lower Limit	Upper Limit	Measured	Unit	Verdict
Max output power cond	---	---	8.56	dBm	INFO
Duty cycle correction	---	---	0	dB	INFO
LIMIT absolute:					
Max output power DC corrected cond	---	24	8.56	dBm	PASS
LIMIT: 11 dBm + 10 log 22.16					
Max output power DC corrected cond	---	24.46	8.56	dBm	na

Power spectral density

RESULT

CONDUCTED LIMITS FOR MAX ANTENNA GAIN OF 6 D BI

RESULT

CONDUCTED LIMITS FOR MAX ANTENNA GAIN OF 6 D BI					
Description	Lower Limit	Upper Limit	Measured	Unit	Verdict
Power spectral density cond	---	---	-3.22	dBm/1MHz	INFO
Duty cycle correction	---	---	0	dB	INFO
Power spectral density DC corrected cond	---	11	-3.22	dBm/1MHz	PASS

Verdict
PASS

NA # Peak output power 3MHz/3MHz ~ WLAN5Gx ax-HE20 U-NII-1

References

TC start	01.06.2026 12:00:03
Ambit temp (test rack) [°C] | humidity [rel%]	22.5 | 47
System version	6.0.7.5
Standard | Version	NA | NI
Method	
Description	Peak OP 3MHz/3MHz - WLAN5Gx ax-HE20 U-NII-1
Information	U-NII-1_OFDM_axHE20-mode_20Mhz_ANT1_PS10 avg

EUT Common Settings WLAN5Gx

Number of antenna ports	2
User Interaction	No
Device class U-NII-1 (FCC)	Client
Limit W52 japan	Standard
TPC supported	No
Vehicle use (ISED)	No

Equipment

Signal analyzer,Rohde&Schwarz,FSV-40,1307.9002K40/101042,3.71
Switch matrix,cetecom advanced GmbH,USM,B002,1.0.0

Test Parameter

Technology to test	WLAN5Gx ax-HE20
EUT port	EUT1
Temperature	nom
Voltage	nom
Frequency low to test	False | Freq [MHz] 5180
Frequency mid to test	False | Freq [MHz] 5200
Frequency high to test	True | Freq [MHz] 5240
Auto control enabled power supply | Climatic Box	No | No
Additional path loss [dB]	0
Full path type	EUT_SA_GEN_SIG
Full path name	EUT1.MP.SIG1/EUT1.SA/EUT1.GEN1/EUT1.GEN2/
Switch bits	00010001:00010001:00000000:00000001

Test at TX 5240 MHz

RESULT: Reference power cond.

DESCRIPTION	LOWER LIMIT	UPPER LIMIT	MEASURED	UNIT	VERDICT
Ref. power 1MHz/1MHz cond.	---	---	6.37	dBm	INFO
Ref. frequency	---	---	5246.390	MHz	INFO

READ SA SETTINGS:

RefLevel [dBm] | RefLevelOffset [dB] | InpAtt [dB]	18.37 | 12.83 | 25
Start [MHz] | Stop [MHz]	5215.000 | 5265.000
RBW [MHz] | VBW [MHz]	3.000000 | 3.000000
Detector | TraceMode	POS | MAXH
Sweep: time [ms] | count | points per Section | type	300 | 20 | 1001 | SWE

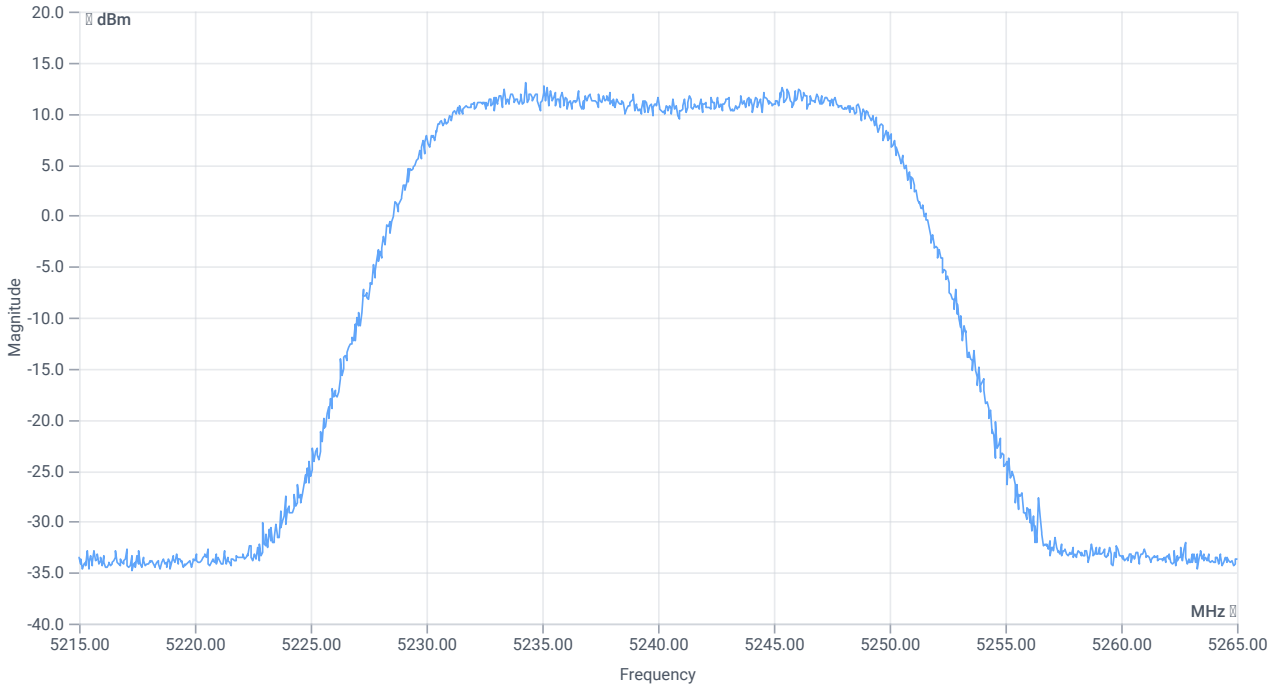

Peak output power

RESULT

DESCRIPTION	LOWER LIMIT	UPPER LIMIT	MEASURED	UNIT	VERDICT
Peak Power	---	---	13.02	dBm	INFO
Peak Power	---	---	20.04472	mW	INFO
Frequency at Peak	---	---	5234.306	MHz	INFO

Verdict
PASS

NA # Message with SA scan ~

References

TC start	01.06.2026 11:59:34
Ambit temp (test rack) [°C] | humidity [rel%]	22.5 | 47
System version	6.0.7.5
Standard | Version	NA | NI
Method	
Description	Message with SA WLAN5Gx ax-HE20 U-NII-1
Information	U-NII-1_OFDM_axHE20-mode_20Mhz_ANT1_PS10 avg

Equipment

Signal analyzer,Rohde&Schwarz,FSV-40,1307.9002K40/101042,3.71
Switch matrix,cetecom advanced GmbH,USM,B002,1.0.0

Test Parameter

Full path type	EUT_SA_GEN_SIG
Full path name	EUT1.MP.SIG1/EUT1.SA/EUT1.GEN1/EUT1.GEN2/
Switch bits	00010001:00010001:00000000:00000001
Message start	01.06.2026 11:59:37
Message	set WLAN5Gx to WLAN5Gx ax-HE20 U-NII-1, Frequency [MHz] 5240 Information: U-NII-1_OFDM_axHE20-mode_20Mhz_ANT1_PS10 avg

Verdict
INFO

FCC 15.407, ISED RSS247 # Bandwidths 99PCT and 26dB (UNII-3 20dB) ~ WLAN5Gx ax-HE20 U-NII-1

References

TC start	01.06.2026 11:58:55
Ambit temp (test rack) [°C] | humidity [rel%]	22.5 | 47
System version	6.0.7.5
Standard | Version	FCC 15.407, ISED RSS247 | NI
Method	26dB Bandwidth KDB789033 D02, C.1 / ISED RSS-GEN
Description	FCC 15.407 Bandwidths - WLAN5Gx ax-HE20 U-NII-1
Information	U-NII-1_OFDM_axHE20-mode_20Mhz_ANT1_PS10 avg

EUT Common Settings WLAN5Gx

Number of antenna ports	2
User Interaction	No
Device class U-NII-1 (FCC)	Client
Limit W52 japan	Standard
TPC supported	No
Vehicle use (ISED)	No

Equipment

Signal analyzer,Rohde&Schwarz,FSV-40,1307.9002K40/101042,3.71
Switch matrix,cetecom advanced GmbH,USM,B002,1.0.0

Test Parameter

Technology to test	WLAN5Gx ax-HE20
EUT port	EUT1
Temperature	nom
Voltage	nom
Frequency low to test	False | Freq [MHz] 5180
Frequency mid to test	True | Freq [MHz] 5200
Frequency high to test	False | Freq [MHz] 5240
Auto control enabled power supply | Climatic Box	No | No
Additional path loss [dB]	0
Full path type	EUT_SA_GEN_SIG
Full path name	EUT1.MP.SIG1/EUT1.SA/EUT1.GEN1/EUT1.GEN2/
Switch bits	00010001:00010001:00000000:00000001

Test at TX 5200 MHz

RESULT: Reference power cond.

DESCRIPTION	LOWER LIMIT	UPPER LIMIT	MEASURED	UNIT	VERDICT
Ref. power 1MHz/1MHz cond.	---	---	7.36	dBm	INFO
Ref. frequency	---	---	5194.210	MHz	INFO

READ SA SETTINGS:

RefLevel [dBm] | RefLevelOffset [dB] | InpAtt [dB]	15.36 | 12.93 | 20
Start [MHz] | Stop [MHz]	5175.000 | 5225.000
RBW [MHz] | VBW [MHz]	0.300000 | 1.000000
Detector | TraceMode	POS | MAXH
Sweep: time [ms] | count | points per Section | type	1 | 2500 | 1001 | SWE

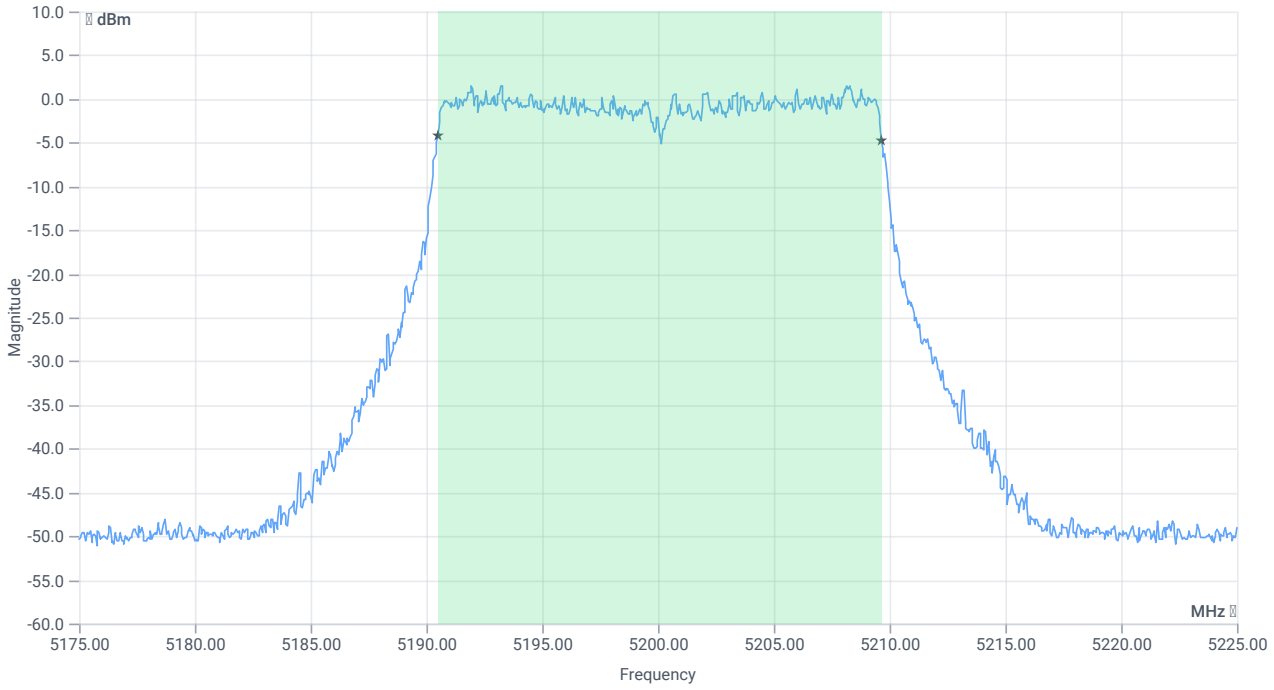

BW 99PCT

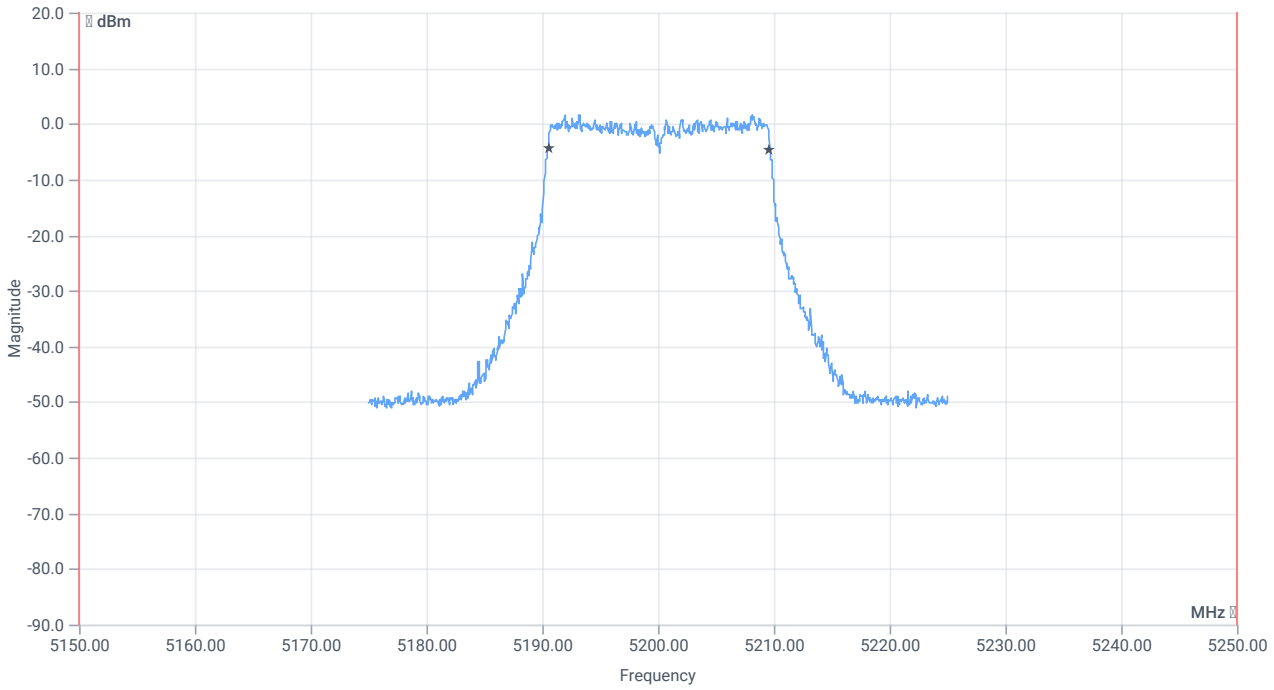

BW within band 99PCT

RESULT

DESCRIPTION	LOWER LIMIT	UPPER LIMIT	MEASURED	UNIT	VERDICT
Bandwidth 99%	---	---	19.131	MHz	INFO
T1 99%	5150.000000	---	5190.5095	MHz	PASS
T2 99%	---	5250.000000	5209.6404	MHz	PASS

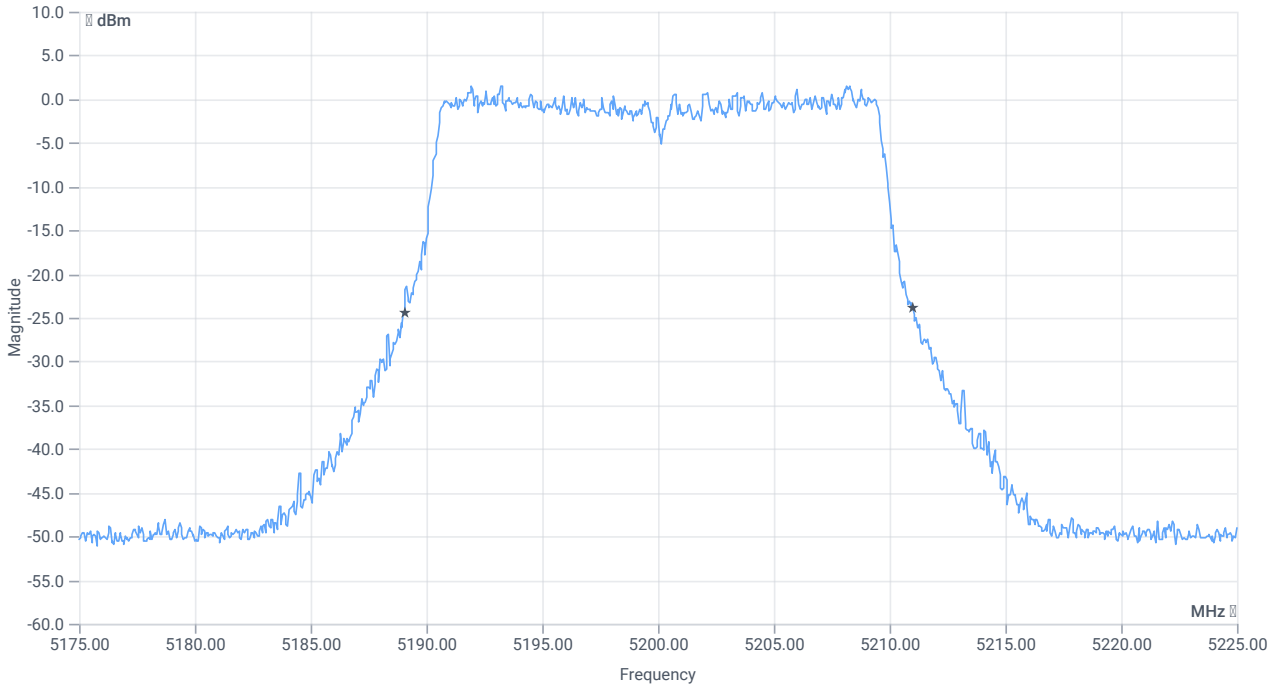

BW 26dB

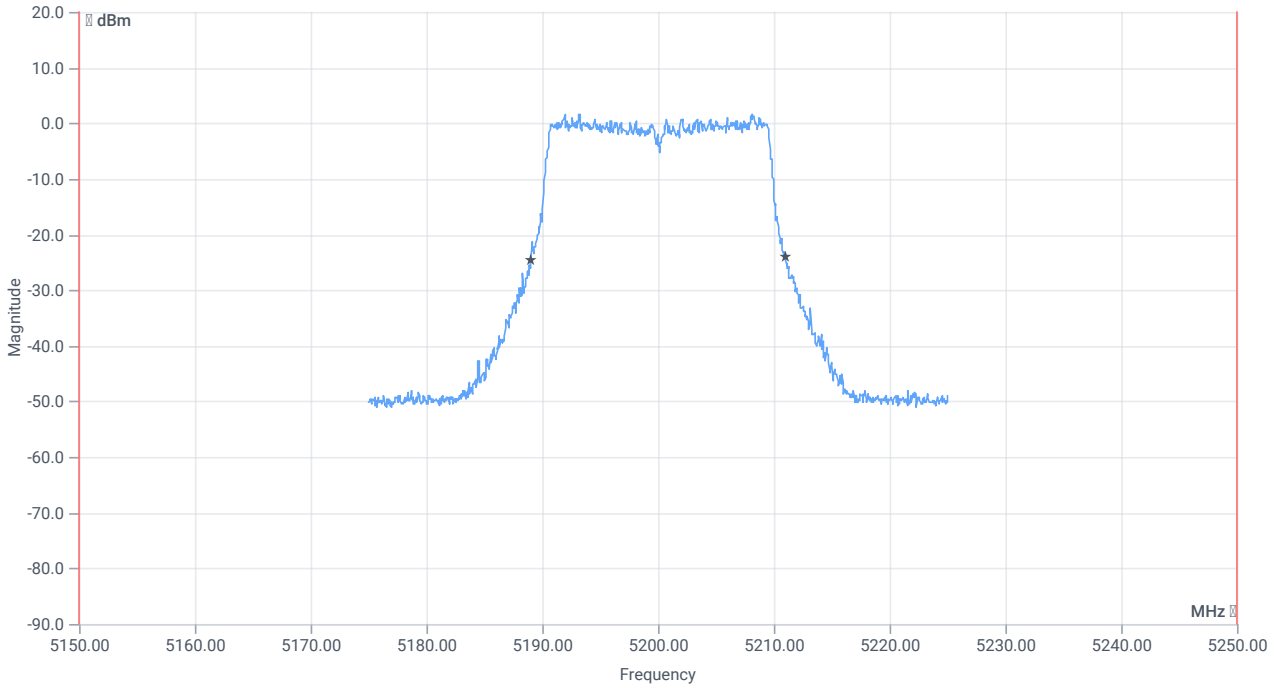

BW within band 26dB

RESULT

DESCRIPTION	LOWER LIMIT	UPPER LIMIT	MEASURED	UNIT	VERDICT
Bandwidth 26dB	---	---	21.95	MHz	INFO
T1 26dB	5150.000000	---	5189.0500	MHz	PASS
T2 26dB	---	5250.000000	5211.0000	MHz	PASS

Verdict
PASS

ISED RSS247 # Max output power and psd ~ WLAN5Gx ax-HE20 U-NII-1

References

TC start	01.06.2026 11:57:18
Ambit temp (test rack) [°C] | humidity [rel%]	22.4 | 47
System version	6.0.7.5
Standard | Version	ISED RSS247 | NI
Method	
Description	ISED Max Output Power & PSD - WLAN5Gx ax-HE20 U-NII-1
Information	U-NII-1_OFDM_axHE20-mode_20Mhz_ANT1_PS10 avg

EUT Common Settings WLAN5Gx

Number of antenna ports	2
User Interaction	No
Device class U-NII-1 (FCC)	Client
Limit W52 japan	Standard
TPC supported	No
Vehicle use (ISED)	No

Equipment

Signal analyzer,Rohde&Schwarz,FSV-40,1307.9002K40/101042,3.71
Switch matrix,cetecom advanced GmbH,USM,B002,1.0.0

Test Parameter

Technology to test	WLAN5Gx ax-HE20
EUT port	EUT1
Temperature	nom
Voltage	nom
Frequency low to test	False | Freq [MHz] 5180
Frequency mid to test	True | Freq [MHz] 5200
Frequency high to test	False | Freq [MHz] 5240
Auto control enabled power supply | Climatic Box	No | No
Additional path loss [dB]	0
Full path type	EUT_SA_GEN_SIG
Full path name	EUT1.MP.SIG1/EUT1.SA/EUT1.GEN1/EUT1.GEN2/
Switch bits	00010001:00010001:00000000:00000001

Test at TX 5200 MHz

RESULT: Reference power cond.

DESCRIPTION	LOWER LIMIT	UPPER LIMIT	MEASURED	UNIT	VERDICT
Ref. power 1MHz/1MHz cond.	---	---	5.70	dBm	INFO
Ref. frequency	---	---	5207.190	MHz	INFO

Evaluation max. duty cycle

Duty cycle evaluation

DESCRIPTION	LOWER LIMIT	UPPER LIMIT	MEASURED	UNIT	VERDICT
Duty cycle min	---	---	0	dB	DC > 98% defined

Evaluation bandwidth

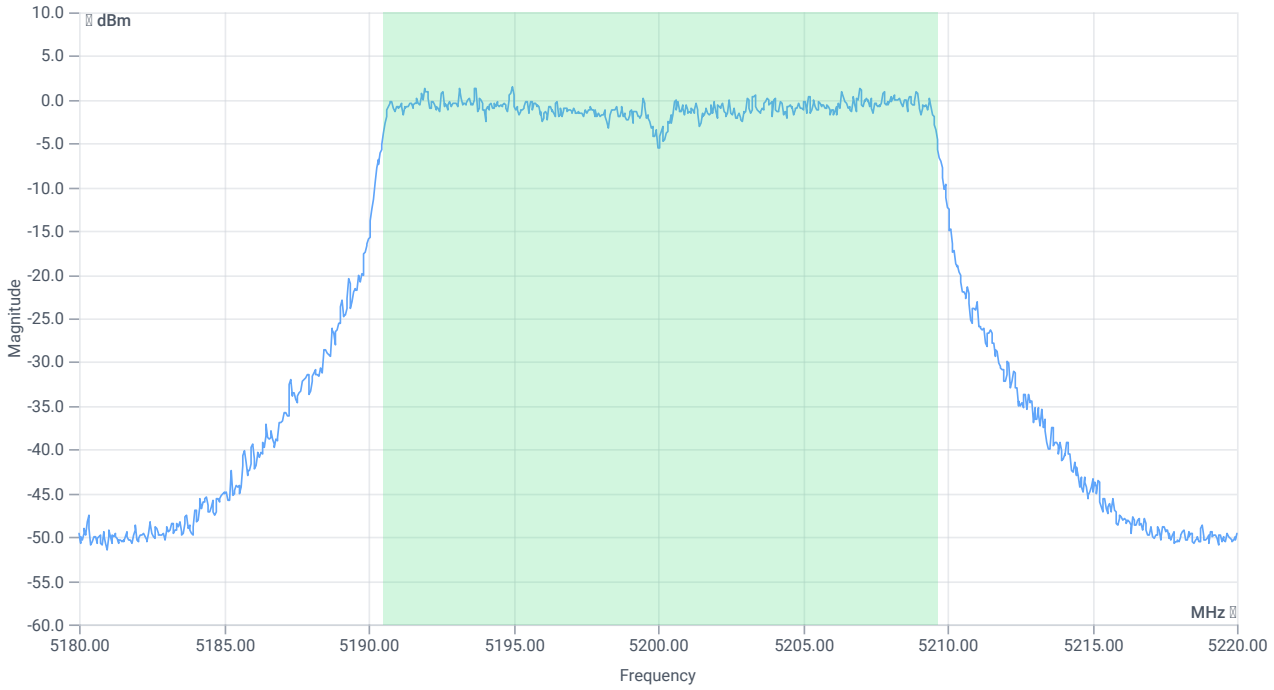

BW 99PCT

RESULT

DESCRIPTION	LOWER LIMIT	UPPER LIMIT	MEASURED	UNIT	VERDICT
Bandwidth 99%	---	---	19.141	MHz	INFO
T1 99%	---	---	5190.4895	MHz	INFO
T2 99%	---	---	5209.6304	MHz	INFO

Maximum Output Power

Antenna gain

Considered antenna gain [dBi]:	6.78 @ 5200 MHz

READ SA SETTINGS:

RefLevel [dBm] | RefLevelOffset [dB] | InpAtt [dB]	17.70 | 12.93 | 20
Start [MHz] | Stop [MHz]	5180.000 | 5220.000
RBW [MHz] | VBW [MHz]	1.000000 | 3.000000
Detector | TraceMode	RMS | MAXH
Sweep: time [ms] | count | points per Section | type	59600 | 1 | 161 | SWE

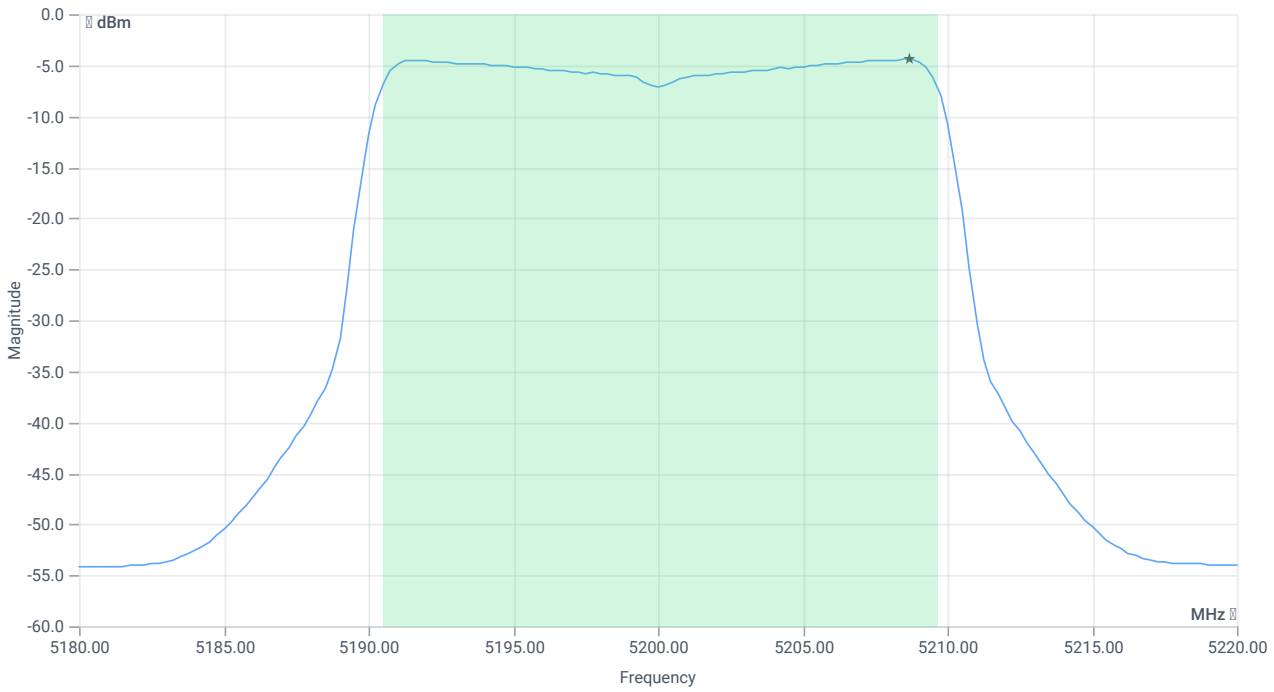

Max OP and PSD (without antenna gain)

RESULT

DESCRIPTION	LOWER LIMIT	UPPER LIMIT	MEASURED	UNIT	VERDICT
Vehicular use: No					
Max output power cond	---	---	7.22	dBm	INFO
Duty cycle correction	---	---	0	dB	INFO
Max output power DC corrected cond	---	---	7.22	dBm	INFO
LIMIT absolute eirp					
Max output power DC corrected eirp	---	23	14	dBm	PASS
LIMIT: 10 dBm + 10 log 19.141					

RESULT

DESCRIPTION	LOWER LIMIT	UPPER LIMIT	MEASURED	UNIT	VERDICT
Max output power DC corrected eirp	---	22.82	14	dBm	PASS
Power spectral density eirp	---		2.35	dBm/1MHz	INFO
Power spectral density DC corrected eirp	---	10	2.35	dBm/1MHz	PASS
LIMIT absolute cond (RSS-247 §6.2.1)					
Max output power DC corrected cond	---	24	7.22	dBm	PASS

Verdict
PASS

FCC 15.407 # Max output power and psd ~ WLAN5Gx ax-HE20 U-NII-1

References

TC start	01.06.2026 11:55:44
Ambit temp (test rack) [°C] | humidity [rel%]	22.4 | 47
System version	6.0.7.5
Standard | Version	FCC 15.407 | NI
Method	KDB789033 D02, F., E.2.e.
Description	FCC 15.407 Max Output Power & PSD - WLAN5Gx ax-HE20 U-NII-1
Information	U-NII-1_OFDM_axHE20-mode_20Mhz_ANT1_PS10 avg

EUT Common Settings WLAN5Gx

Number of antenna ports	2
User Interaction	No
Device class U-NII-1 (FCC)	Client
Limit W52 japan	Standard
TPC supported	No
Vehicle use (ISED)	No

Equipment

Signal analyzer,Rohde&Schwarz,FSV-40,1307.9002K40/101042,3.71
Switch matrix,cetecom advanced GmbH,USM,B002,1.0.0

Test Parameter

Technology to test	WLAN5Gx ax-HE20
EUT port	EUT1
Temperature	nom
Voltage	nom
Frequency low to test	False | Freq [MHz] 5180
Frequency mid to test	True | Freq [MHz] 5200
Frequency high to test	False | Freq [MHz] 5240
Auto control enabled power supply | Climatic Box	No | No
Additional path loss [dB]	0
Full path type	EUT_SA_GEN_SIG
Full path name	EUT1.MP.SIG1/EUT1.SA/EUT1.GEN1/EUT1.GEN2/
Switch bits	00010001:00010001:00000000:00000001

Test at TX 5200 MHz

RESULT: Reference power cond.

DESCRIPTION	LOWER LIMIT	UPPER LIMIT	MEASURED	UNIT	VERDICT
Ref. power 1MHz/1MHz cond.	---	---	5.07	dBm	INFO
Ref. frequency	---	---	5196.400	MHz	INFO

Evaluation max. duty cycle

Duty cycle evaluation

DESCRIPTION	LOWER LIMIT	UPPER LIMIT	MEASURED	UNIT	VERDICT
Duty cycle min	---	---	0	dB	DC > 98% defined

Evaluation bandwidth

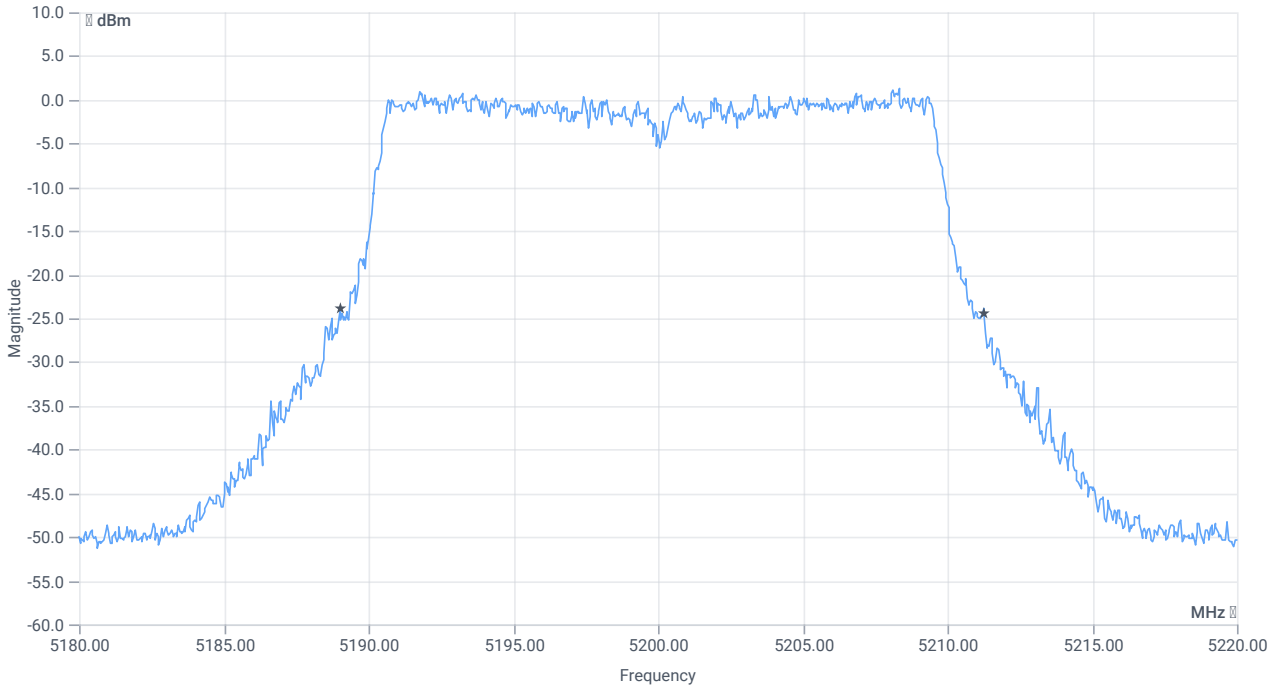

BW 26dB

RESULT

DESCRIPTION	LOWER LIMIT	UPPER LIMIT	MEASURED	UNIT	VERDICT
Bandwidth 26dB	---	---	22.28	MHz	INFO
T1 26dB	---	---	5189.0000	MHz	INFO
T2 26dB	---	---	5211.2800	MHz	INFO

Maximum Output Power

READ SA SETTINGS:

RefLevel [dBm] | RefLevelOffset [dB] | InpAtt [dB]	17.07 | 12.93 | 20
Start [MHz] | Stop [MHz]	5180.000 | 5220.000
RBW [MHz] | VBW [MHz]	1.000000 | 3.000000
Detector | TraceMode	RMS | MAXH
Sweep: time [ms] | count | points per Section | type	59600 | 1 | 161 | SWE

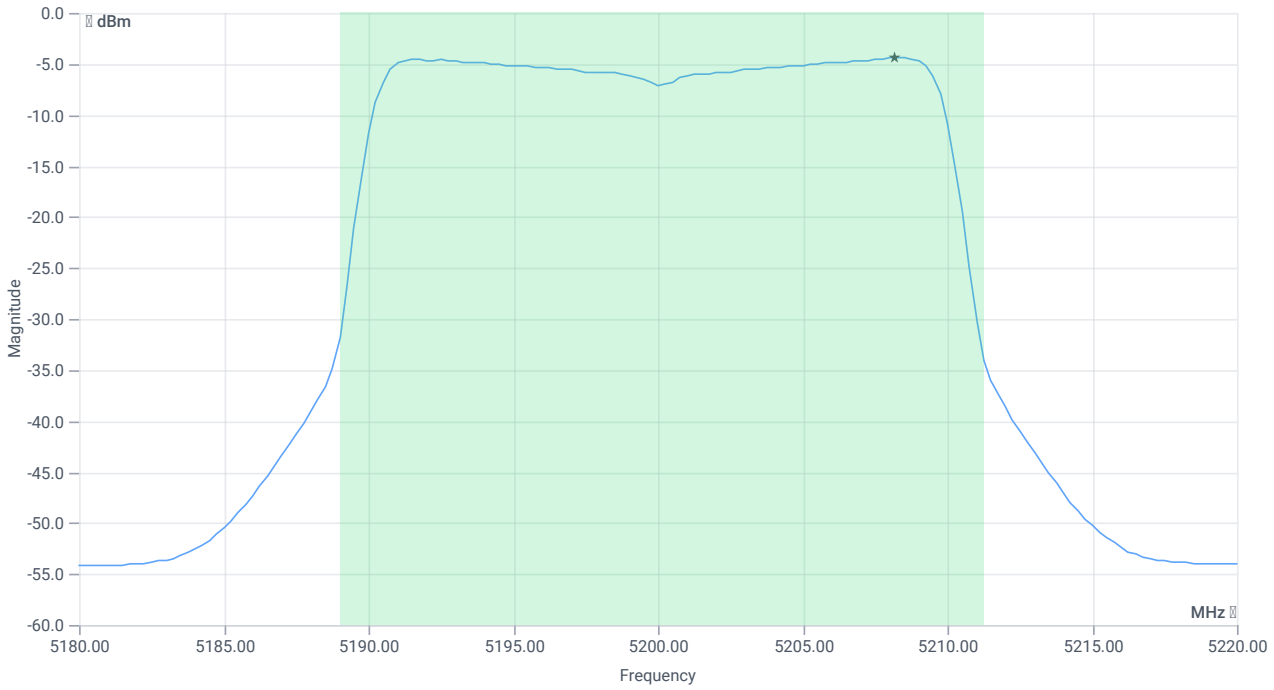

Max OP and PSD

RESULT

CONDUCTED LIMITS FOR MAX ANTENNA GAIN OF 6 D BI					
Description	Lower Limit	Upper Limit	Measured	Unit	Verdict
Max output power cond	---	---	7.33	dBm	INFO
Duty cycle correction	---	---	0	dB	INFO
LIMIT absolute:					
Max output power DC corrected cond	---	24	7.33	dBm	PASS
LIMIT: 11 dBm + 10 log 22.28					
Max output power DC corrected cond	---	24.48	7.33	dBm	na

Power spectral density

RESULT

CONDUCTED LIMITS FOR MAX ANTENNA GAIN OF 6 D BI

RESULT

CONDUCTED LIMITS FOR MAX ANTENNA GAIN OF 6 D BI					
Description	Lower Limit	Upper Limit	Measured	Unit	Verdict
Power spectral density cond	---	---	-4.4	dBm/1MHz	INFO
Duty cycle correction	---	---	0	dB	INFO
Power spectral density DC corrected cond	---	11	-4.4	dBm/1MHz	PASS

Verdict
PASS

NA # Peak output power 3MHz/3MHz ~ WLAN5Gx ax-HE20 U-NII-1

References

TC start	01.06.2026 11:55:16
Ambit temp (test rack) [°C] | humidity [rel%]	22.4 | 47
System version	6.0.7.5
Standard | Version	NA | NI
Method	
Description	Peak OP 3MHz/3MHz - WLAN5Gx ax-HE20 U-NII-1
Information	U-NII-1_OFDM_axHE20-mode_20Mhz_ANT1_PS10 avg

EUT Common Settings WLAN5Gx

Number of antenna ports	2
User Interaction	No
Device class U-NII-1 (FCC)	Client
Limit W52 japan	Standard
TPC supported	No
Vehicle use (ISED)	No

Equipment

Signal analyzer,Rohde&Schwarz,FSV-40,1307.9002K40/101042,3.71
Switch matrix,cetecom advanced GmbH,USM,B002,1.0.0

Test Parameter

Technology to test	WLAN5Gx ax-HE20
EUT port	EUT1
Temperature	nom
Voltage	nom
Frequency low to test	False | Freq [MHz] 5180
Frequency mid to test	True | Freq [MHz] 5200
Frequency high to test	False | Freq [MHz] 5240
Auto control enabled power supply | Climatic Box	No | No
Additional path loss [dB]	0
Full path type	EUT_SA_GEN_SIG
Full path name	EUT1.MP.SIG1/EUT1.SA/EUT1.GEN1/EUT1.GEN2/
Switch bits	00010001:00010001:00000000:00000001

Test at TX 5200 MHz

RESULT: Reference power cond.

DESCRIPTION	LOWER LIMIT	UPPER LIMIT	MEASURED	UNIT	VERDICT
Ref. power 1MHz/1MHz cond.	---	---	5.84	dBm	INFO
Ref. frequency	---	---	5192.810	MHz	INFO

READ SA SETTINGS:

RefLevel [dBm] | RefLevelOffset [dB] | InpAtt [dB]	17.84 | 12.93 | 20
Start [MHz] | Stop [MHz]	5175.000 | 5225.000
RBW [MHz] | VBW [MHz]	3.000000 | 3.000000
Detector | TraceMode	POS | MAXH
Sweep: time [ms] | count | points per Section | type	300 | 20 | 1001 | SWE

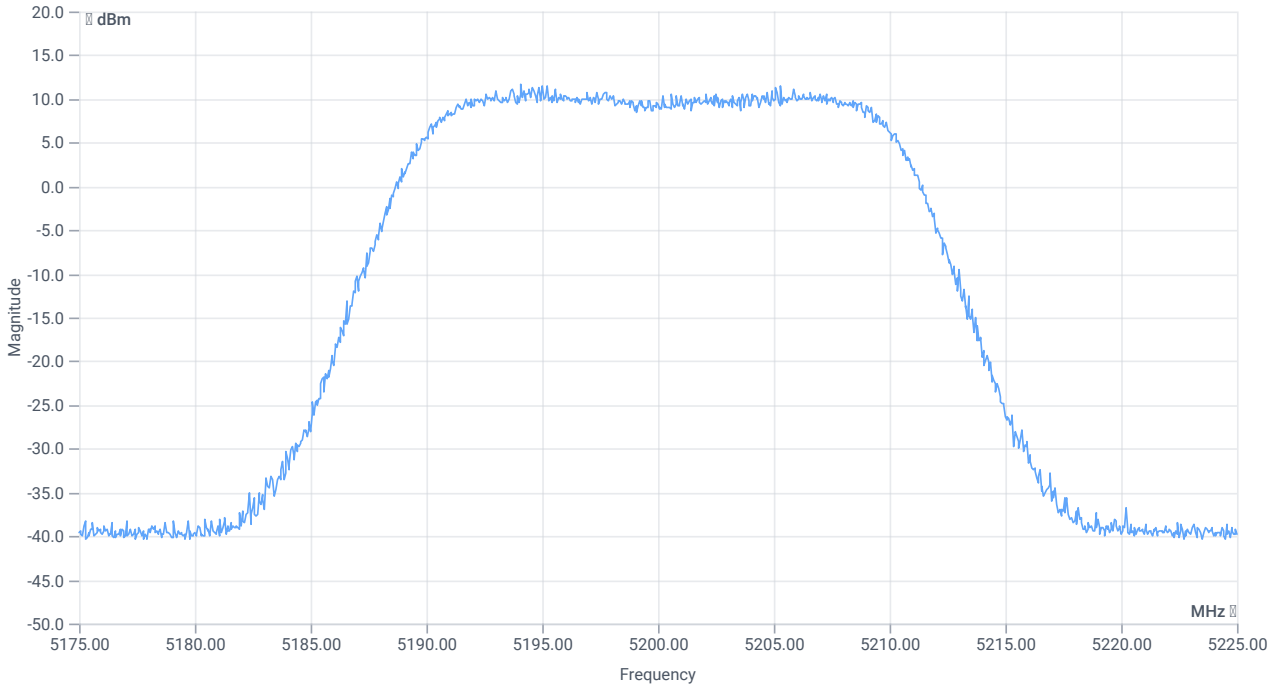

Peak output power

RESULT

DESCRIPTION	LOWER LIMIT	UPPER LIMIT	MEASURED	UNIT	VERDICT
Peak Power	---	---	11.58	dBm	INFO
Peak Power	---	---	14.387986	mW	INFO
Frequency at Peak	---	---	5194.106	MHz	INFO

Verdict
PASS

NA # Message with SA scan ~

References

TC start	01.06.2026 11:54:49
Ambit temp (test rack) [°C] | humidity [rel%]	22.4 | 47
System version	6.0.7.5
Standard | Version	NA | NI
Method	
Description	Message with SA WLAN5Gx ax-HE20 U-NII-1
Information	U-NII-1_OFDM_axHE20-mode_20Mhz_ANT1_PS10 avg

Equipment

Signal analyzer,Rohde&Schwarz,FSV-40,1307.9002K40/101042,3.71
Switch matrix,cetecom advanced GmbH,USM,B002,1.0.0

Test Parameter

Full path type	EUT_SA_GEN_SIG
Full path name	EUT1.MP.SIG1/EUT1.SA/EUT1.GEN1/EUT1.GEN2/
Switch bits	00010001:00010001:00000000:00000001
Message start	01.06.2026 11:54:52
Message	set WLAN5Gx to WLAN5Gx ax-HE20 U-NII-1, Frequency [MHz] 5200 , Information: U-NII-1_OFDM_axHE20-mode_20Mhz_ANT1_PS10 avg

Verdict
INFO

FCC 15.407, ISED RSS247 # Bandwidths 99PCT and 26dB (UNII-3 20dB) ~ WLAN5Gx ax-HE20 U-NII-1

References

TC start	01.06.2026 11:54:09
Ambit temp (test rack) [°C] | humidity [rel%]	22.4 | 47
System version	6.0.7.5
Standard | Version	FCC 15.407, ISED RSS247 | NI
Method	26dB Bandwidth KDB789033 D02, C.1 / ISED RSS-GEN
Description	FCC 15.407 Bandwidths - WLAN5Gx ax-HE20 U-NII-1
Information	U-NII-1_OFDM_axHE20-mode_20Mhz_ANT1_PS10 avg

EUT Common Settings WLAN5Gx

Number of antenna ports	2
User Interaction	No
Device class U-NII-1 (FCC)	Client
Limit W52 japan	Standard
TPC supported	No
Vehicle use (ISED)	No

Equipment

Signal analyzer,Rohde&Schwarz,FSV-40,1307.9002K40/101042,3.71
Switch matrix,cetecom advanced GmbH,USM,B002,1.0.0

Test Parameter

Technology to test	WLAN5Gx ax-HE20
EUT port	EUT1
Temperature	nom
Voltage	nom
Frequency low to test	True | Freq [MHz] 5180
Frequency mid to test	False | Freq [MHz] 5200
Frequency high to test	False | Freq [MHz] 5240
Auto control enabled power supply | Climatic Box	No | No
Additional path loss [dB]	0
Full path type	EUT_SA_GEN_SIG
Full path name	EUT1.MP.SIG1/EUT1.SA/EUT1.GEN1/EUT1.GEN2/
Switch bits	00010001:00010001:00000000:00000001

Test at TX 5180 MHz

RESULT: Reference power cond.

DESCRIPTION	LOWER LIMIT	UPPER LIMIT	MEASURED	UNIT	VERDICT
Ref. power 1MHz/1MHz cond.	---	---	5.37	dBm	INFO
Ref. frequency	---	---	5185.990	MHz	INFO

READ SA SETTINGS:

RefLevel [dBm] | RefLevelOffset [dB] | InpAtt [dB]	13.37 | 12.57 | 20
Start [MHz] | Stop [MHz]	5155.000 | 5205.000
RBW [MHz] | VBW [MHz]	0.300000 | 1.000000
Detector | TraceMode	POS | MAXH
Sweep: time [ms] | count | points per Section | type	1 | 2500 | 1001 | SWE

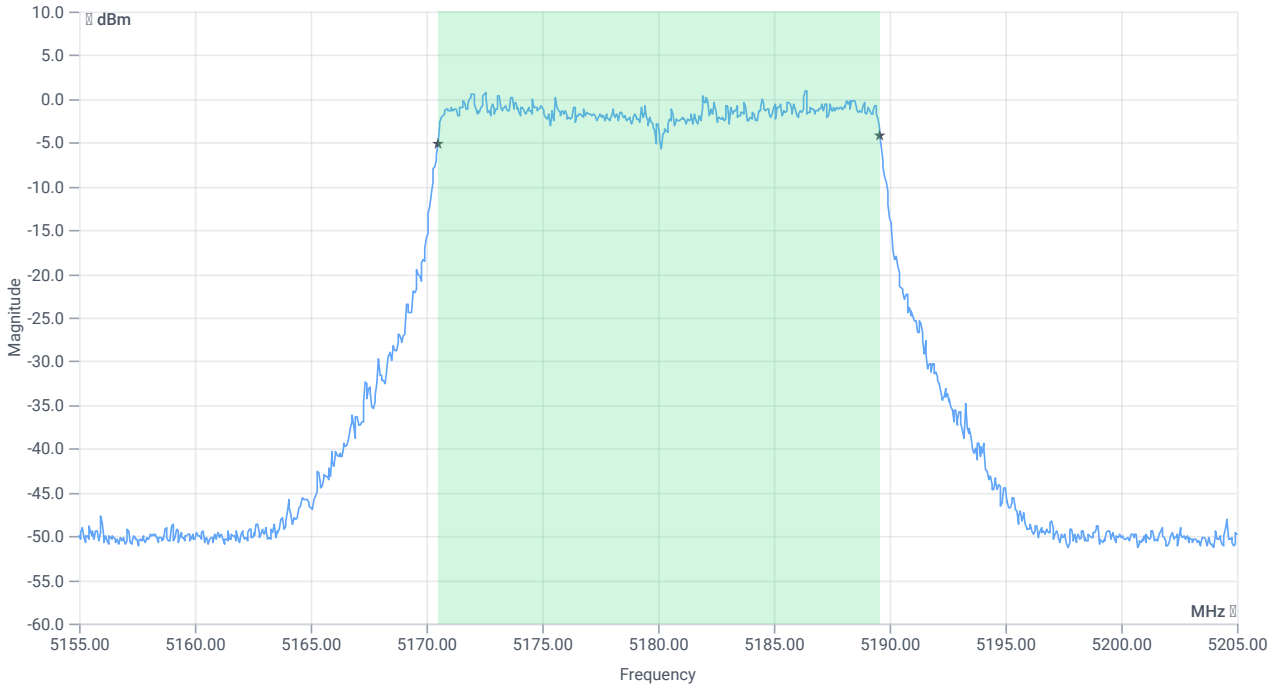

BW 99PCT

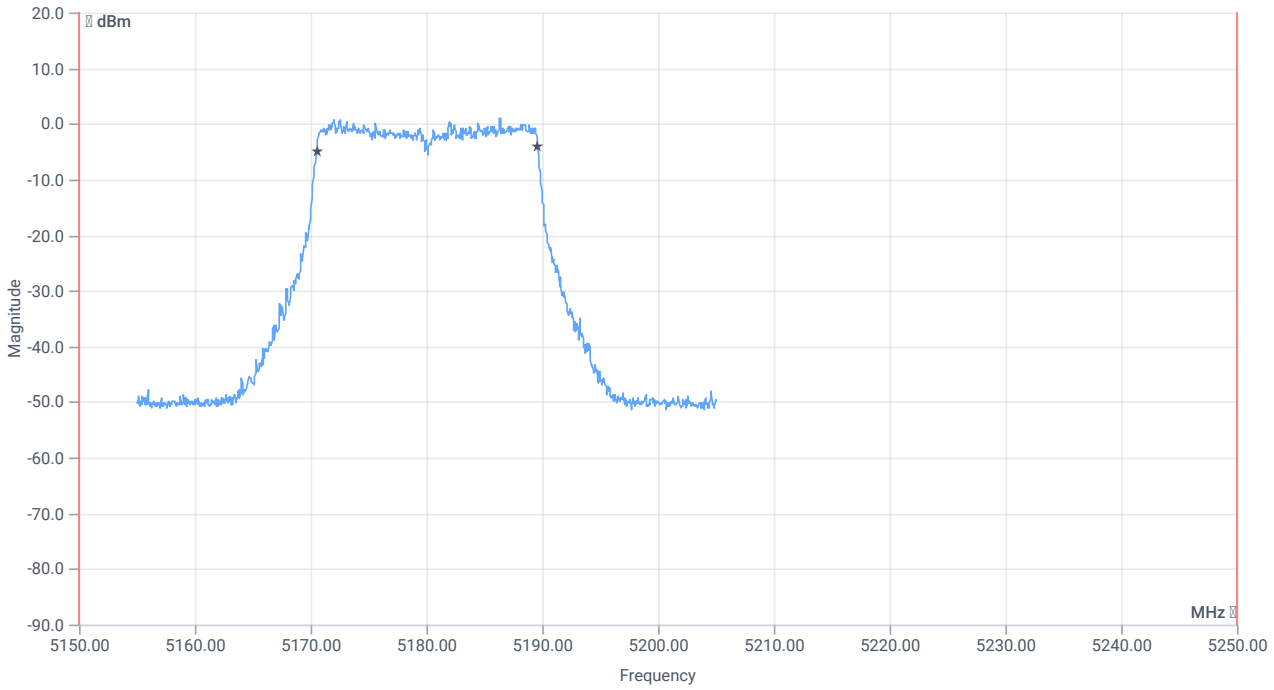

BW within band 99PCT

RESULT

DESCRIPTION	LOWER LIMIT	UPPER LIMIT	MEASURED	UNIT	VERDICT
Bandwidth 99%	---	---	19.081	MHz	INFO
T1 99%	5150.000000	---	5170.5095	MHz	PASS
T2 99%	---	5250.000000	5189.5904	MHz	PASS

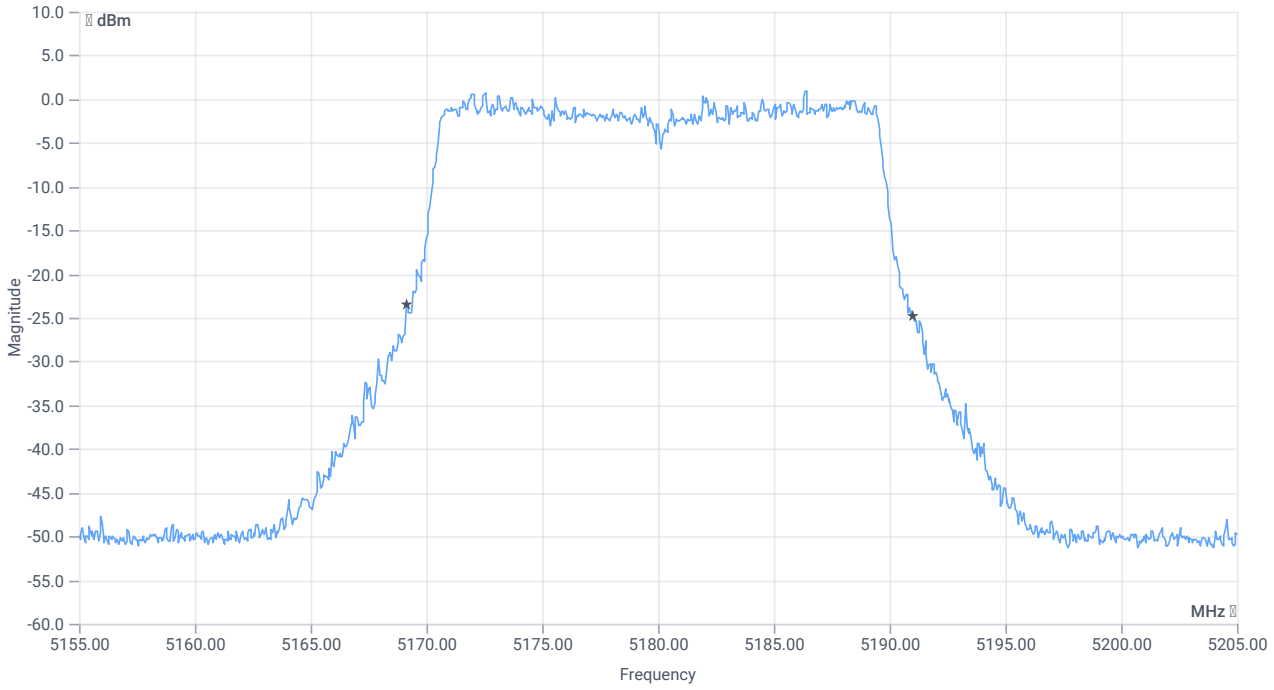

BW 26dB

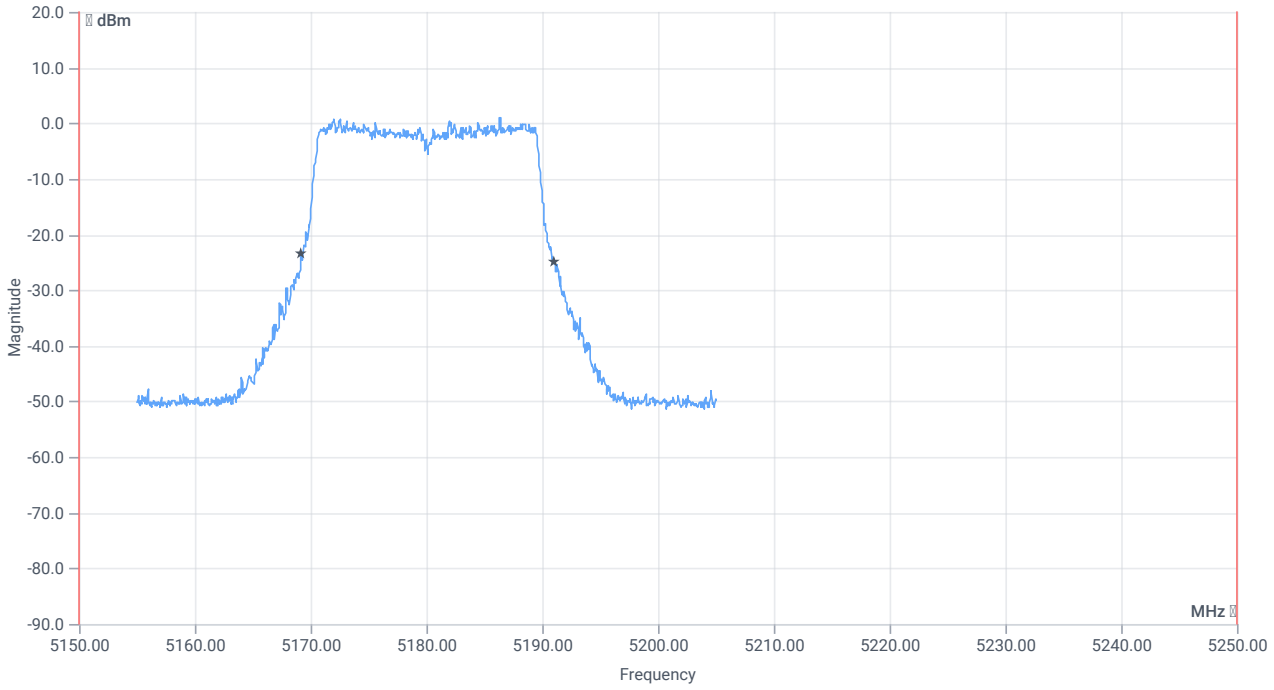

BW within band 26dB

RESULT

DESCRIPTION	LOWER LIMIT	UPPER LIMIT	MEASURED	UNIT	VERDICT
Bandwidth 26dB	---	---	21.85	MHz	INFO
T1 26dB	5150.000000	---	5169.1500	MHz	PASS
T2 26dB	---	5250.000000	5191.0000	MHz	PASS

Verdict
PASS

ISED RSS247 # Max output power and psd ~ WLAN5Gx ax-HE20 U-NII-1

References

TC start	01.06.2026 11:52:29
Ambit temp (test rack) [°C] | humidity [rel%]	22.5 | 47
System version	6.0.7.5
Standard | Version	ISED RSS247 | NI
Method	
Description	ISED Max Output Power & PSD - WLAN5Gx ax-HE20 U-NII-1
Information	U-NII-1_OFDM_axHE20-mode_20Mhz_ANT1_PS10 avg

EUT Common Settings WLAN5Gx

Number of antenna ports	2
User Interaction	No
Device class U-NII-1 (FCC)	Client
Limit W52 japan	Standard
TPC supported	No
Vehicle use (ISED)	No

Equipment

Signal analyzer,Rohde&Schwarz,FSV-40,1307.9002K40/101042,3.71
Switch matrix,cetecom advanced GmbH,USM,B002,1.0.0

Test Parameter

Technology to test	WLAN5Gx ax-HE20
EUT port	EUT1
Temperature	nom
Voltage	nom
Frequency low to test	True | Freq [MHz] 5180
Frequency mid to test	False | Freq [MHz] 5200
Frequency high to test	False | Freq [MHz] 5240
Auto control enabled power supply | Climatic Box	No | No
Additional path loss [dB]	0
Full path type	EUT_SA_GEN_SIG
Full path name	EUT1.MP.SIG1/EUT1.SA/EUT1.GEN1/EUT1.GEN2/
Switch bits	00010001:00010001:00000000:00000001

Test at TX 5180 MHz

RESULT: Reference power cond.

DESCRIPTION	LOWER LIMIT	UPPER LIMIT	MEASURED	UNIT	VERDICT
Ref. power 1MHz/1MHz cond.	---	---	5.20	dBm	INFO
Ref. frequency	---	---	5178.200	MHz	INFO

Evaluation max. duty cycle

Duty cycle evaluation

DESCRIPTION	LOWER LIMIT	UPPER LIMIT	MEASURED	UNIT	VERDICT
Duty cycle min	---	---	0	dB	DC > 98% defined

Evaluation bandwidth

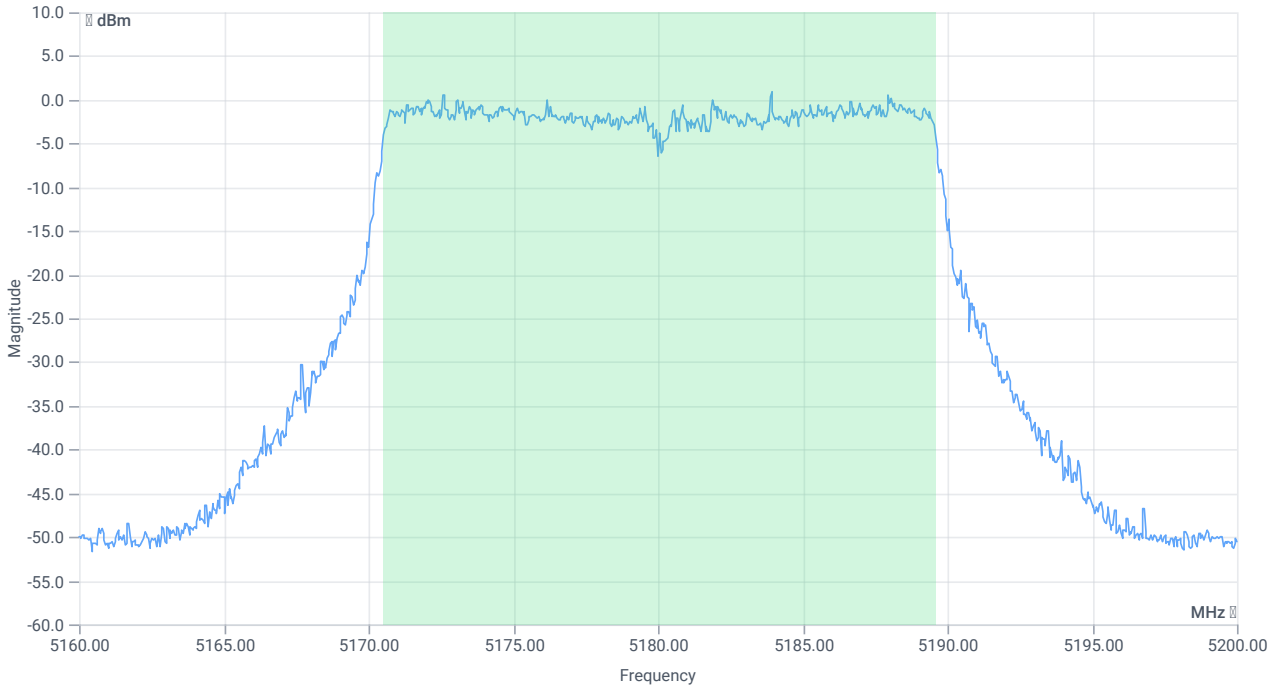

BW 99PCT

RESULT

DESCRIPTION	LOWER LIMIT	UPPER LIMIT	MEASURED	UNIT	VERDICT
Bandwidth 99%	---	---	19.061	MHz	INFO
T1 99%	---	---	5170.5295	MHz	INFO
T2 99%	---	---	5189.5904	MHz	INFO

Maximum Output Power

Antenna gain

Considered antenna gain [dBi]:	6.78 @ 5180 MHz

READ SA SETTINGS:

RefLevel [dBm] | RefLevelOffset [dB] | InpAtt [dB]	17.20 | 12.57 | 20
Start [MHz] | Stop [MHz]	5160.000 | 5200.000
RBW [MHz] | VBW [MHz]	1.000000 | 3.000000
Detector | TraceMode	RMS | MAXH
Sweep: time [ms] | count | points per Section | type	59600 | 1 | 161 | SWE

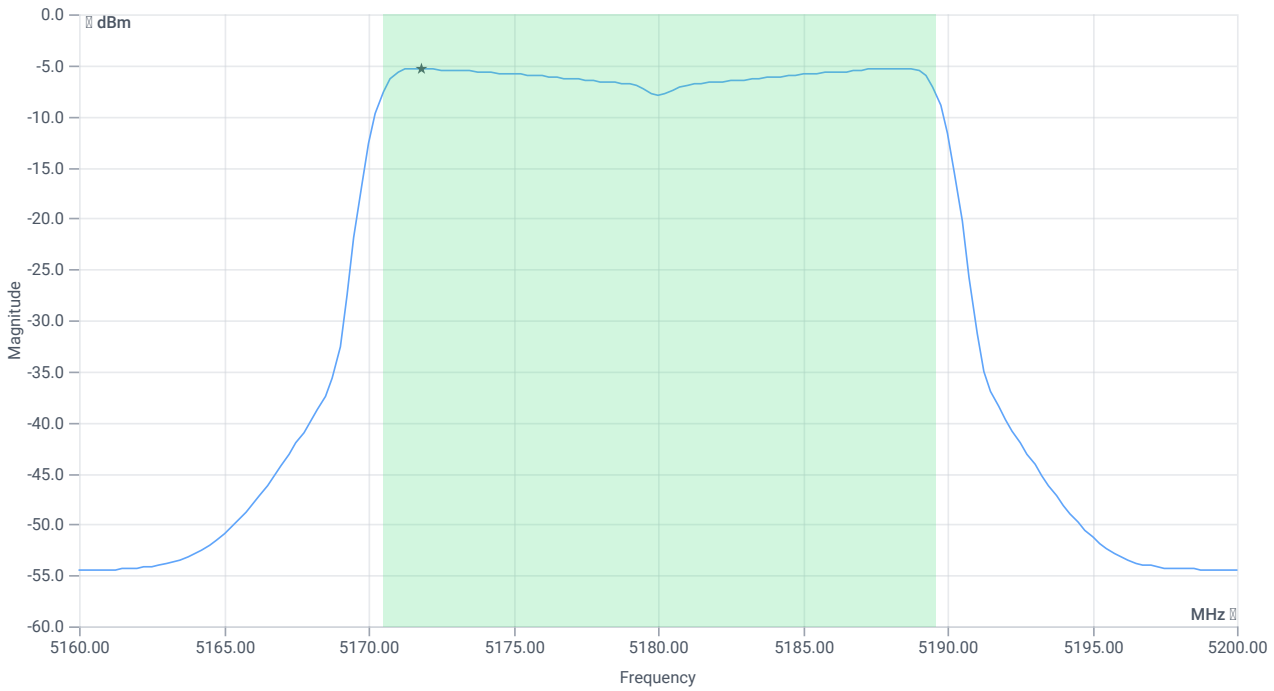

Max OP and PSD (without antenna gain)

RESULT

DESCRIPTION	LOWER LIMIT	UPPER LIMIT	MEASURED	UNIT	VERDICT
Vehicular use: No					
Max output power cond	---	---	6.43	dBm	INFO
Duty cycle correction	---	---	0	dB	INFO
Max output power DC corrected cond	---	---	6.43	dBm	INFO
LIMIT absolute eirp					
Max output power DC corrected eirp	---	23	13.21	dBm	PASS
LIMIT: 10 dBm + 10 log 19.061					

RESULT

DESCRIPTION	LOWER LIMIT	UPPER LIMIT	MEASURED	UNIT	VERDICT
Max output power DC corrected eirp	---	22.8	13.21	dBm	PASS
Power spectral density eirp	---		1.46	dBm/1MHz	INFO
Power spectral density DC corrected eirp	---	10	1.46	dBm/1MHz	PASS
LIMIT absolute cond (RSS-247 §6.2.1)					
Max output power DC corrected cond	---	24	6.43	dBm	PASS

Verdict
PASS

FCC 15.407 # Max output power and psd ~ WLAN5Gx ax-HE20 U-NII-1

References

TC start	01.06.2026 11:50:52
Ambit temp (test rack) [°C] | humidity [rel%]	22.4 | 47
System version	6.0.7.5
Standard | Version	FCC 15.407 | NI
Method	KDB789033 D02, F., E.2.e.
Description	FCC 15.407 Max Output Power & PSD - WLAN5Gx ax-HE20 U-NII-1
Information	U-NII-1_OFDM_axHE20-mode_20Mhz_ANT1_PS10 avg

EUT Common Settings WLAN5Gx

Number of antenna ports	2
User Interaction	No
Device class U-NII-1 (FCC)	Client
Limit W52 japan	Standard
TPC supported	No
Vehicle use (ISED)	No

Equipment

Signal analyzer,Rohde&Schwarz,FSV-40,1307.9002K40/101042,3.71
Switch matrix,cetecom advanced GmbH,USM,B002,1.0.0

Test Parameter

Technology to test	WLAN5Gx ax-HE20
EUT port	EUT1
Temperature	nom
Voltage	nom
Frequency low to test	True | Freq [MHz] 5180
Frequency mid to test	False | Freq [MHz] 5200
Frequency high to test	False | Freq [MHz] 5240
Auto control enabled power supply | Climatic Box	No | No
Additional path loss [dB]	0
Full path type	EUT_SA_GEN_SIG
Full path name	EUT1.MP.SIG1/EUT1.SA/EUT1.GEN1/EUT1.GEN2/
Switch bits	00010001:00010001:00000000:00000001

Test at TX 5180 MHz

RESULT: Reference power cond.

DESCRIPTION	LOWER LIMIT	UPPER LIMIT	MEASURED	UNIT	VERDICT
Ref. power 1MHz/1MHz cond.	---	---	4.97	dBm	INFO
Ref. frequency	---	---	5188.390	MHz	INFO

Evaluation max. duty cycle

Duty cycle evaluation

DESCRIPTION	LOWER LIMIT	UPPER LIMIT	MEASURED	UNIT	VERDICT
Duty cycle min	---	---	0	dB	DC > 98% defined

Evaluation bandwidth

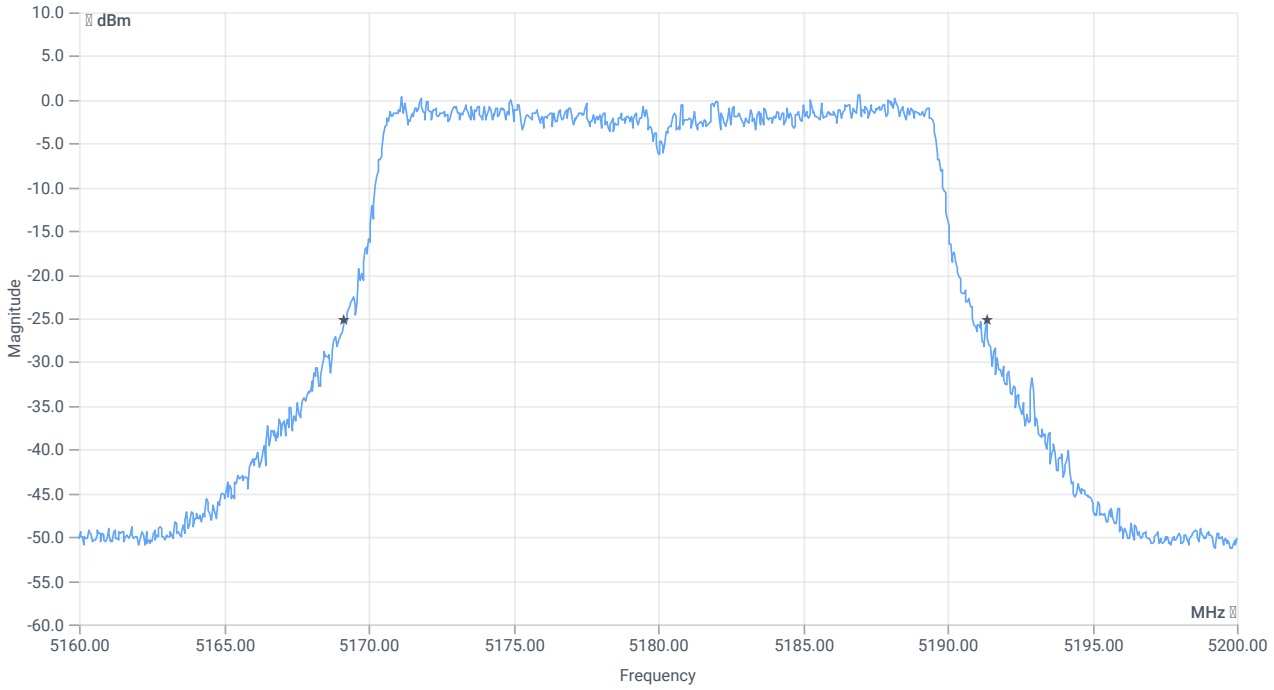

BW 26dB

RESULT

DESCRIPTION	LOWER LIMIT	UPPER LIMIT	MEASURED	UNIT	VERDICT
Bandwidth 26dB	---	---	22.2	MHz	INFO
T1 26dB	---	---	5169.1600	MHz	INFO
T2 26dB	---	---	5191.3600	MHz	INFO

Maximum Output Power

READ SA SETTINGS:

RefLevel [dBm] | RefLevelOffset [dB] | InpAtt [dB]	16.97 | 12.57 | 20
Start [MHz] | Stop [MHz]	5160.000 | 5200.000
RBW [MHz] | VBW [MHz]	1.000000 | 3.000000
Detector | TraceMode	RMS | MAXH
Sweep: time [ms] | count | points per Section | type	59600 | 1 | 161 | SWE

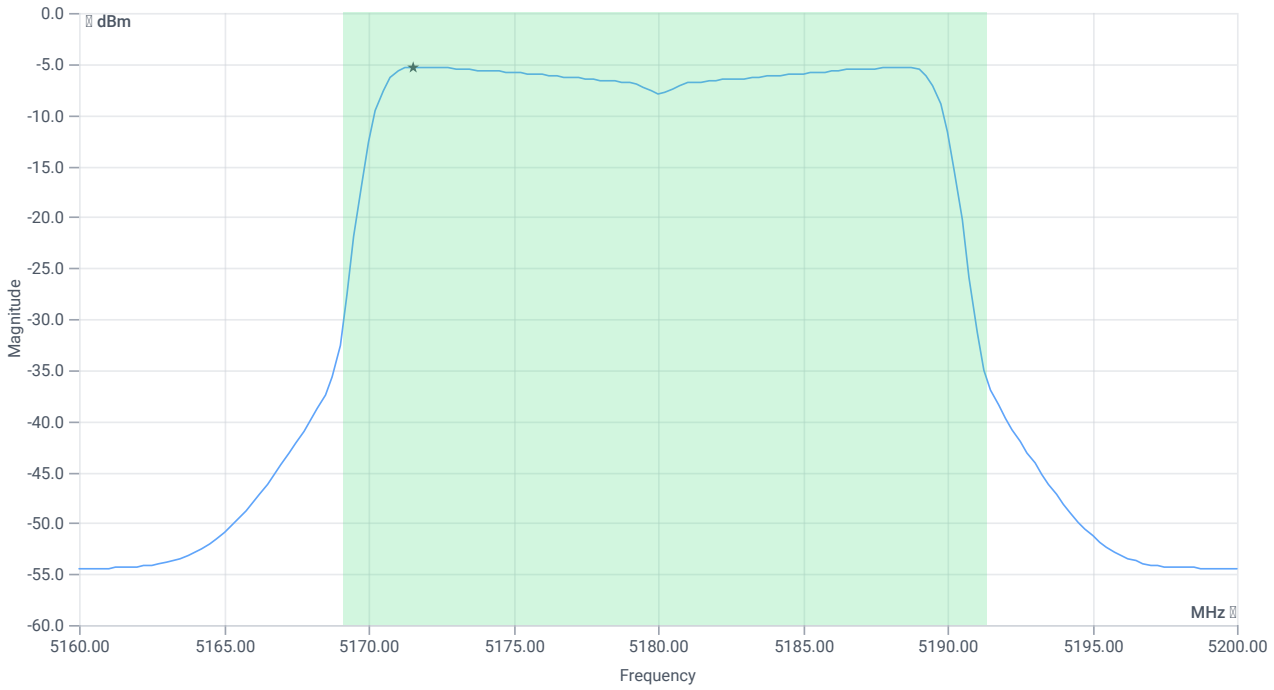

Max OP and PSD

RESULT

CONDUCTED LIMITS FOR MAX ANTENNA GAIN OF 6 D BI					
Description	Lower Limit	Upper Limit	Measured	Unit	Verdict
Max output power cond	---	---	6.54	dBm	INFO
Duty cycle correction	---	---	0	dB	INFO
LIMIT absolute:					
Max output power DC corrected cond	---	24	6.54	dBm	PASS
LIMIT: 11 dBm + 10 log 22.2					
Max output power DC corrected cond	---	24.46	6.54	dBm	na

Power spectral density

RESULT

CONDUCTED LIMITS FOR MAX ANTENNA GAIN OF 6 D BI

RESULT

CONDUCTED LIMITS FOR MAX ANTENNA GAIN OF 6 D BI					
Description	Lower Limit	Upper Limit	Measured	Unit	Verdict
Power spectral density cond	---	---	-5.3	dBm/1MHz	INFO
Duty cycle correction	---	---	0	dB	INFO
Power spectral density DC corrected cond	---	11	-5.3	dBm/1MHz	PASS

Verdict
PASS

NA # Peak output power 3MHz/3MHz ~ WLAN5Gx ax-HE20 U-NII-1

References

TC start	01.06.2026 11:50:23
Ambit temp (test rack) [°C] | humidity [rel%]	22.4 | 47
System version	6.0.7.5
Standard | Version	NA | NI
Method	
Description	Peak OP 3MHz/3MHz - WLAN5Gx ax-HE20 U-NII-1
Information	U-NII-1_OFDM_axHE20-mode_20Mhz_ANT1_PS10 avg

EUT Common Settings WLAN5Gx

Number of antenna ports	2
User Interaction	No
Device class U-NII-1 (FCC)	Client
Limit W52 japan	Standard
TPC supported	No
Vehicle use (ISED)	No

Equipment

Signal analyzer,Rohde&Schwarz,FSV-40,1307.9002K40/101042,3.71
Switch matrix,cetecom advanced GmbH,USM,B002,1.0.0

Test Parameter

Technology to test	WLAN5Gx ax-HE20
EUT port	EUT1
Temperature	nom
Voltage	nom
Frequency low to test	True | Freq [MHz] 5180
Frequency mid to test	False | Freq [MHz] 5200
Frequency high to test	False | Freq [MHz] 5240
Auto control enabled power supply | Climatic Box	No | No
Additional path loss [dB]	0
Full path type	EUT_SA_GEN_SIG
Full path name	EUT1.MP.SIG1/EUT1.SA/EUT1.GEN1/EUT1.GEN2/
Switch bits	00010001:00010001:00000000:00000001

Test at TX 5180 MHz

RESULT: Reference power cond.

DESCRIPTION	LOWER LIMIT	UPPER LIMIT	MEASURED	UNIT	VERDICT
Ref. power 1MHz/1MHz cond.	---	---	4.75	dBm	INFO
Ref. frequency	---	---	5174.610	MHz	INFO

READ SA SETTINGS:

RefLevel [dBm] | RefLevelOffset [dB] | InpAtt [dB]	16.75 | 12.57 | 20
Start [MHz] | Stop [MHz]	5155.000 | 5205.000
RBW [MHz] | VBW [MHz]	3.000000 | 3.000000
Detector | TraceMode	POS | MAXH
Sweep: time [ms] | count | points per Section | type	300 | 20 | 1001 | SWE

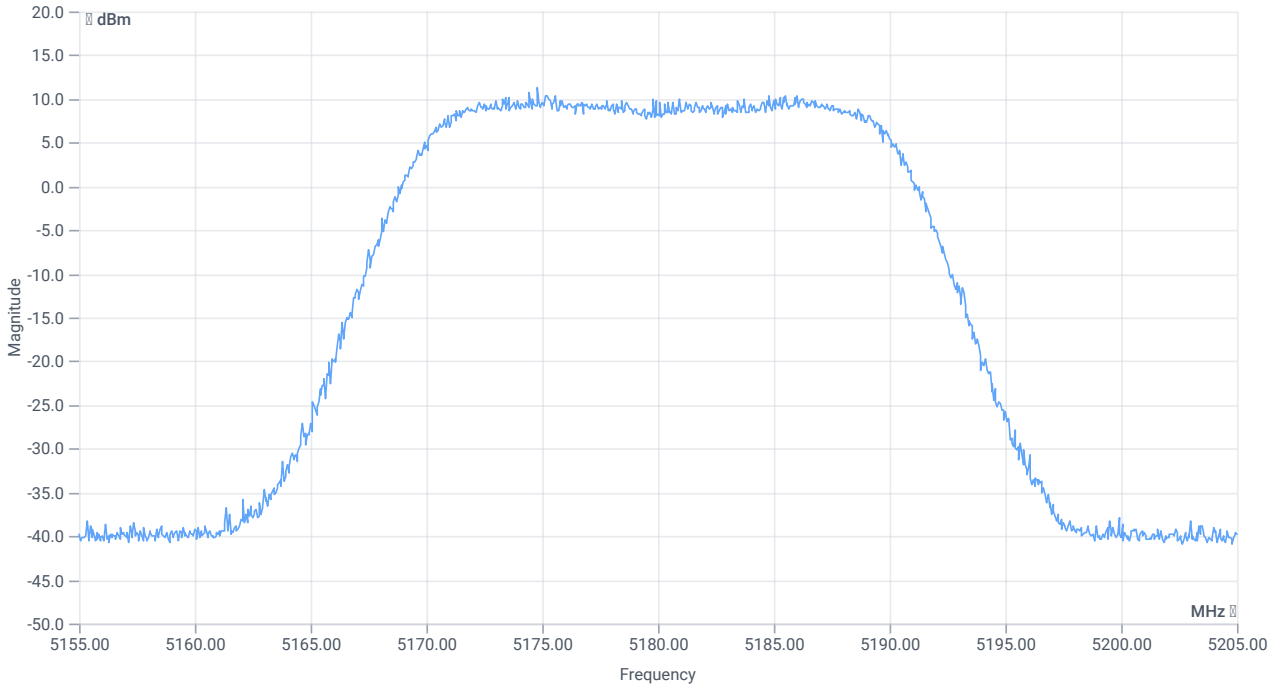

Peak output power

RESULT

DESCRIPTION	LOWER LIMIT	UPPER LIMIT	MEASURED	UNIT	VERDICT
Peak Power	---	---	11.24	dBm	INFO
Peak Power	---	---	13.304544	mW	INFO
Frequency at Peak	---	---	5174.805	MHz	INFO

Verdict
PASS

NA # Message with SA scan ~

References

TC start	01.06.2026 11:49:15
Ambit temp (test rack) [°C] | humidity [rel%]	22.4 | 47
System version	6.0.7.5
Standard | Version	NA | NI
Method	
Description	Message with SA WLAN5Gx ax-HE20 U-NII-1
Information	U-NII-1_OFDM_axHE20-mode_20Mhz_ANT1_PS10 avg

Equipment

Signal analyzer,Rohde&Schwarz,FSV-40,1307.9002K40/101042,3.71
Switch matrix,cetecom advanced GmbH,USM,B002,1.0.0

Test Parameter

Full path type	EUT_SA_GEN_SIG
Full path name	EUT1.MP.SIG1/EUT1.SA/EUT1.GEN1/EUT1.GEN2/
Switch bits	00010001:00010001:00000000:00000001
Message start	01.06.2026 11:49:17
Message	set WLAN5Gx to WLAN5Gx ax-HE20 U-NII-1, Frequency [MHz] 5180 , Information: U-NII-1_OFDM_axHE20-mode_20Mhz_ANT1_PS10 avg

Verdict
INFO

FCC 15.407, ISED RSS247 # Bandwidths 99PCT and 26dB (UNII-3 20dB) ~ WLAN5Gx ac-VHT20 mode U-NII-1

References

TC start	01.06.2026 11:45:11
Ambit temp (test rack) [°C] | humidity [rel%]	22.5 | 47
System version	6.0.7.5
Standard | Version	FCC 15.407, ISED RSS247 | NI
Method	26dB Bandwidth KDB789033 D02, C.1 / ISED RSS-GEN
Description	FCC 15.407 Bandwidths - WLAN5Gx ac-VHT20 mode U-NII-1
Information	

EUT Common Settings WLAN5Gx

Number of antenna ports	2
User Interaction	No
Device class U-NII-1 (FCC)	Client
Limit W52 japan	Standard
TPC supported	No
Vehicle use (ISED)	No

Equipment

Signal analyzer,Rohde&Schwarz,FSV-40,1307.9002K40/101042,3.71
Switch matrix,cetecom advanced GmbH,USM,B002,1.0.0

Test Parameter

Technology to test	WLAN5Gx ac-VHT20 mode
EUT port	EUT2
Temperature	nom
Voltage	nom
Frequency low to test	False | Freq [MHz] 5180
Frequency mid to test	False | Freq [MHz] 5200
Frequency high to test	True | Freq [MHz] 5240
Auto control enabled power supply | Climatic Box	No | No
Additional path loss [dB]	0
Full path type	EUT_SA_GEN_SIG
Full path name	EUT2.MP.SIG1/EUT2.SA/EUT2.GEN1/EUT2.GEN2/
Switch bits	00100010:00010001:00000000:00000001

Test at TX 5240 MHz

RESULT: Reference power cond.

DESCRIPTION	LOWER LIMIT	UPPER LIMIT	MEASURED	UNIT	VERDICT
Ref. power 1MHz/1MHz cond.	---	---	3.96	dBm	INFO
Ref. frequency	---	---	5232.610	MHz	INFO

READ SA SETTINGS:

RefLevel [dBm] | RefLevelOffset [dB] | InpAtt [dB]	11.96 | 12.4 | 15
Start [MHz] | Stop [MHz]	5215.000 | 5265.000
RBW [MHz] | VBW [MHz]	0.300000 | 1.000000
Detector | TraceMode	POS | MAXH
Sweep: time [ms] | count | points per Section | type	1 | 2500 | 1001 | SWE

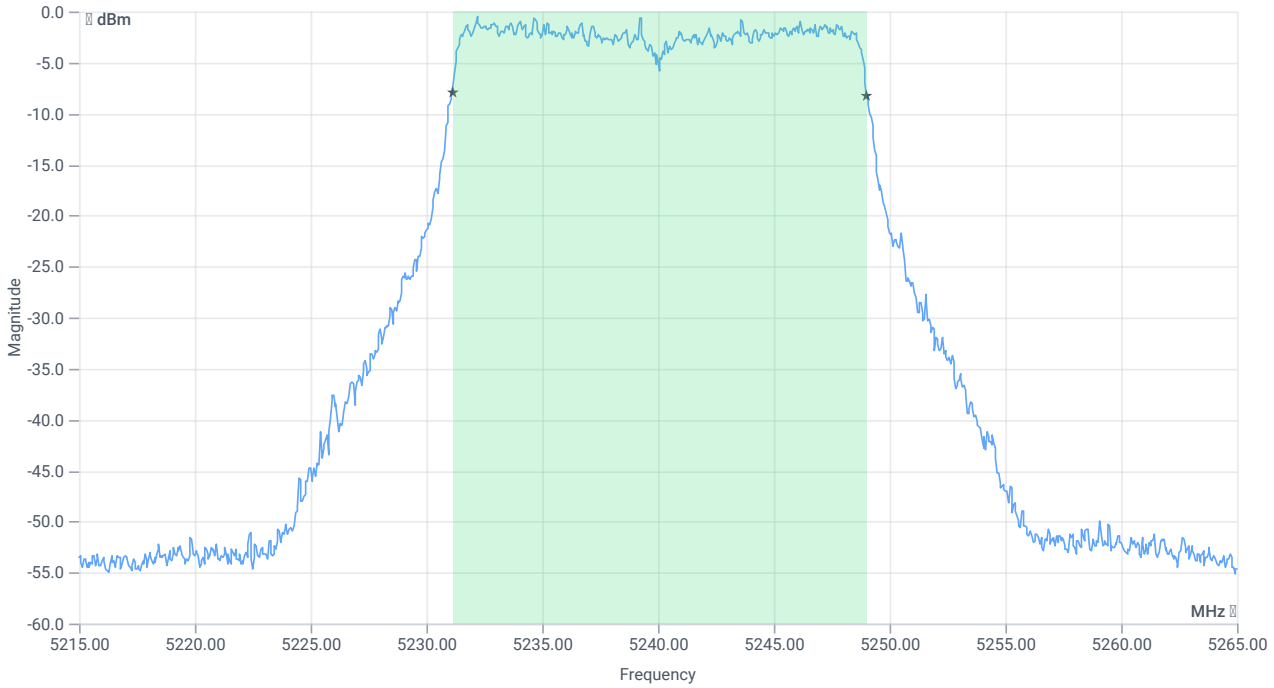

BW 99PCT

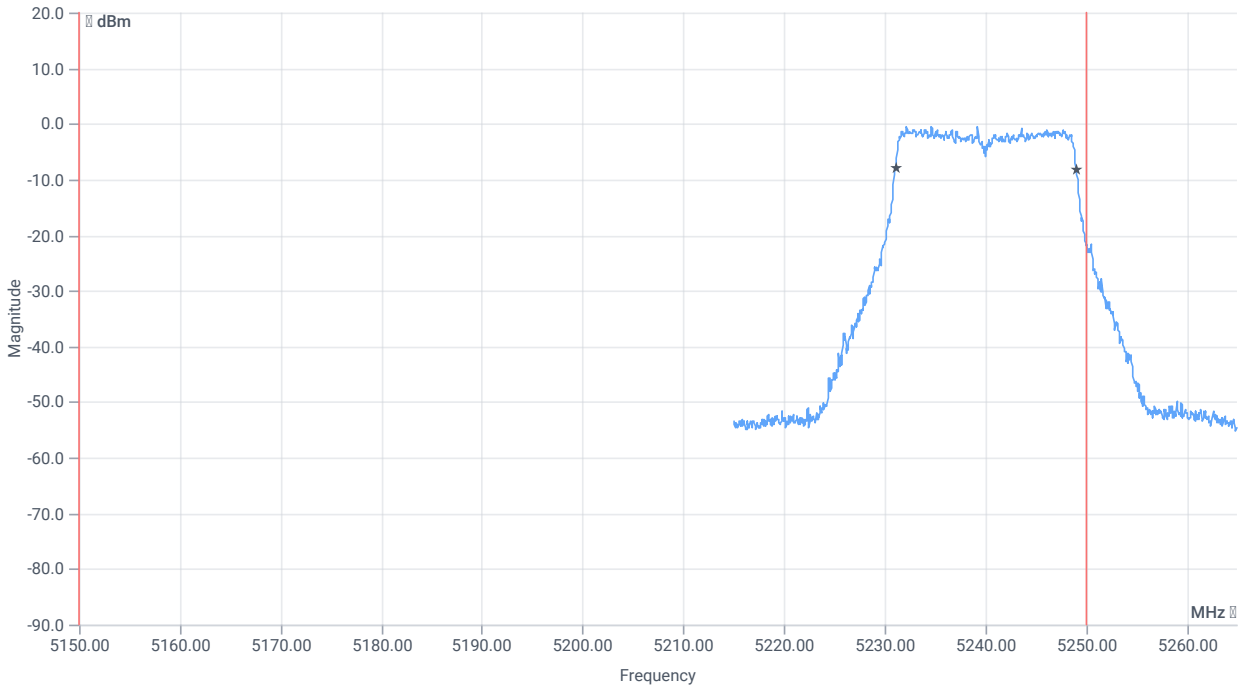

BW within band 99PCT

RESULT

DESCRIPTION	LOWER LIMIT	UPPER LIMIT	MEASURED	UNIT	VERDICT
Bandwidth 99%	---	---	17.882	MHz	INFO
T1 99%	5150.000000	---	5231.1089	MHz	PASS
T2 99%	---	5250.000000	5248.9910	MHz	PASS

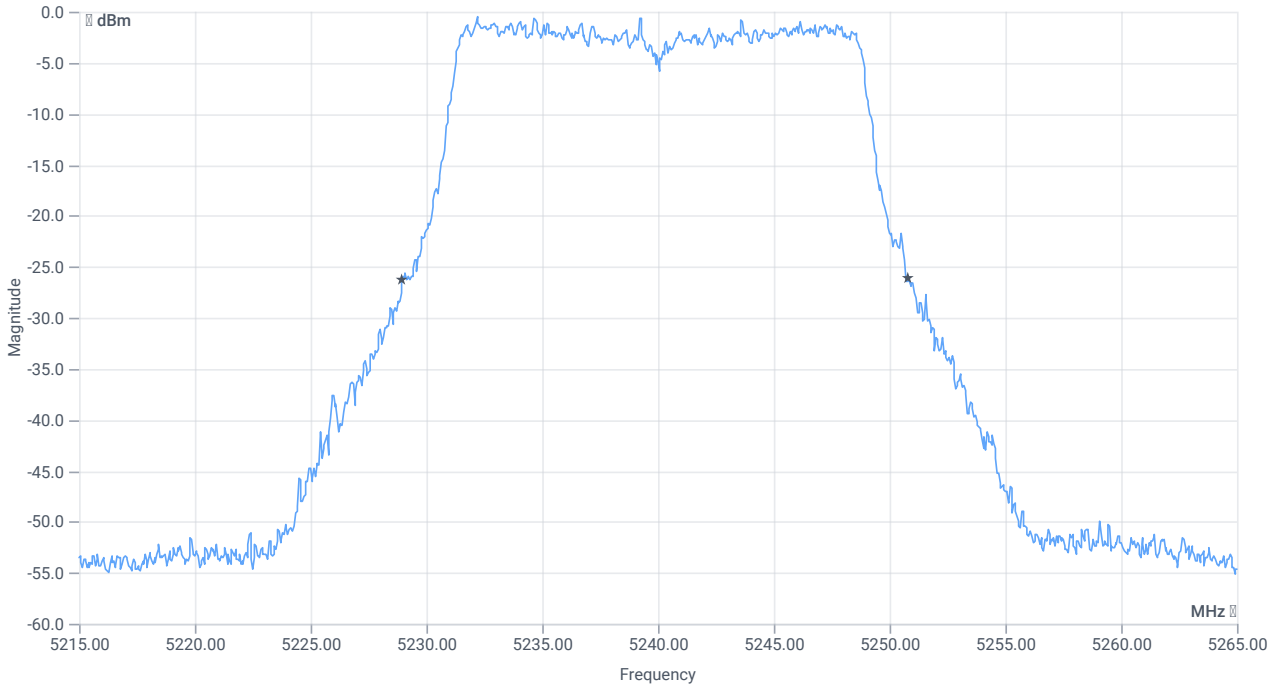

BW 26dB

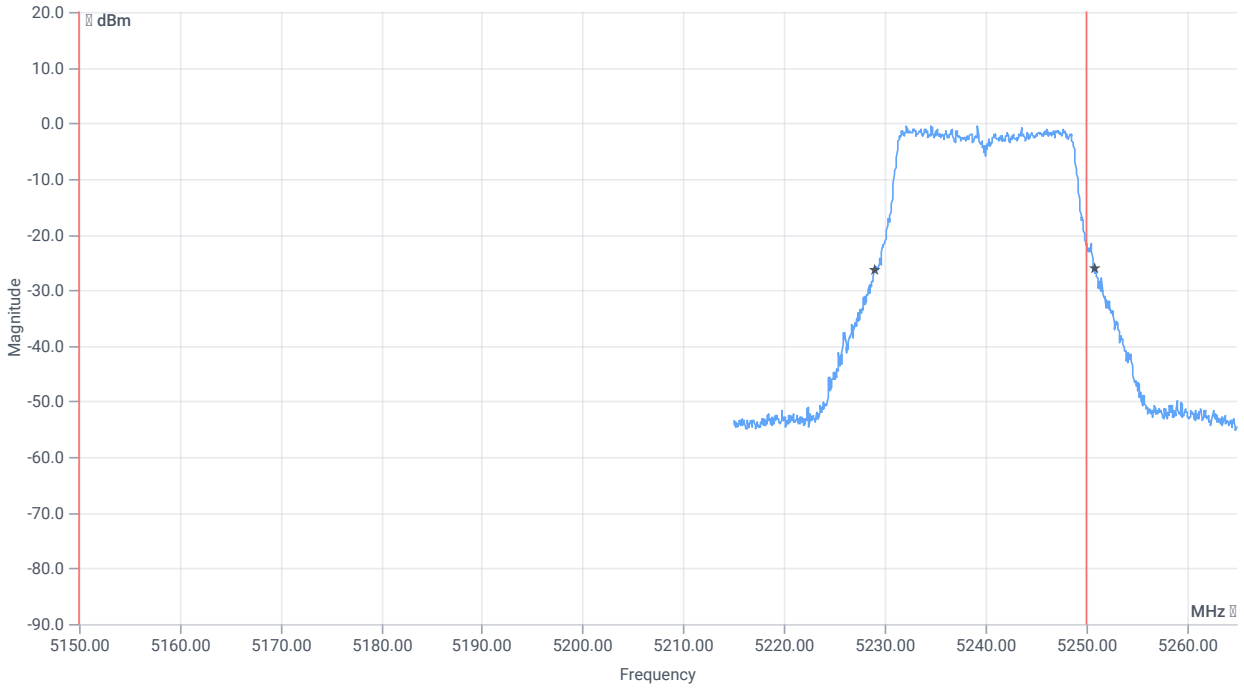

BW within band 26dB

RESULT

DESCRIPTION	LOWER LIMIT	UPPER LIMIT	MEASURED	UNIT	VERDICT
Bandwidth 26dB	---	---	21.85	MHz	INFO
T1 26dB	5150.000000	---	5228.9500	MHz	PASS
T2 26dB	---	5250.000000	5250.8000	MHz	DFS required

Verdict
PASS

ISED RSS247 # Max output power and psd ~ WLAN5Gx ac-VHT20 mode U-NII-1

References

TC start	01.06.2026 11:43:36
Ambit temp (test rack) [°C] | humidity [rel%]	22.5 | 47
System version	6.0.7.5
Standard | Version	ISED RSS247 | NI
Method	
Description	ISED Max Output Power & PSD - WLAN5Gx ac-VHT20 mode U-NII-1
Information	

EUT Common Settings WLAN5Gx

Number of antenna ports	2
User Interaction	No
Device class U-NII-1 (FCC)	Client
Limit W52 japan	Standard
TPC supported	No
Vehicle use (ISED)	No

Equipment

Signal analyzer,Rohde&Schwarz,FSV-40,1307.9002K40/101042,3.71
Switch matrix,cetecom advanced GmbH,USM,B002,1.0.0

Test Parameter

Technology to test	WLAN5Gx ac-VHT20 mode
EUT port	EUT2
Temperature	nom
Voltage	nom
Frequency low to test	False | Freq [MHz] 5180
Frequency mid to test	False | Freq [MHz] 5200
Frequency high to test	True | Freq [MHz] 5240
Auto control enabled power supply | Climatic Box	No | No
Additional path loss [dB]	0
Full path type	EUT_SA_GEN_SIG
Full path name	EUT2.MP.SIG1/EUT2.SA/EUT2.GEN1/EUT2.GEN2/
Switch bits	00100010:00010001:00000000:00000001

Test at TX 5240 MHz

RESULT: Reference power cond.

DESCRIPTION	LOWER LIMIT	UPPER LIMIT	MEASURED	UNIT	VERDICT
Ref. power 1MHz/1MHz cond.	---	---	3.85	dBm	INFO
Ref. frequency	---	---	5235.000	MHz	INFO

Evaluation max. duty cycle

Duty cycle evaluation

DESCRIPTION	LOWER LIMIT	UPPER LIMIT	MEASURED	UNIT	VERDICT
Duty cycle min	---	---	0	dB	DC > 98% defined

Evaluation bandwidth

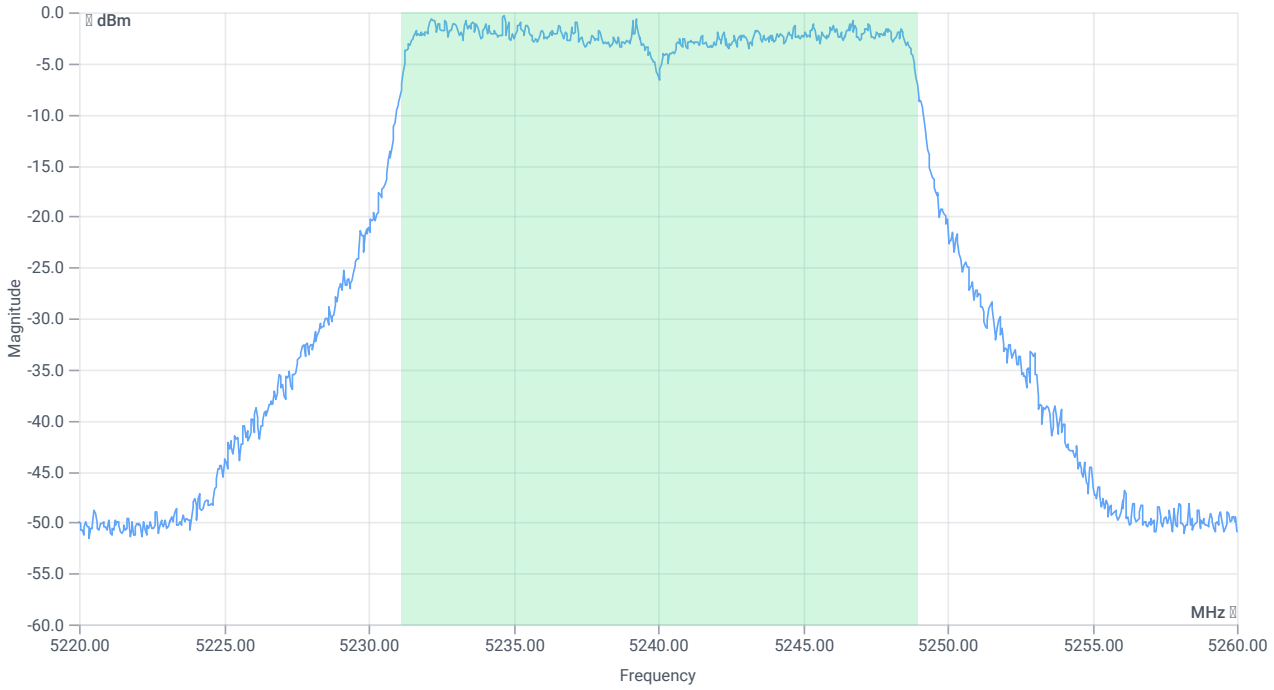

BW 99PCT

RESULT

DESCRIPTION	LOWER LIMIT	UPPER LIMIT	MEASURED	UNIT	VERDICT
Bandwidth 99%	---	---	17.862	MHz	INFO
T1 99%	---	---	5231.1289	MHz	INFO
T2 99%	---	---	5248.9910	MHz	INFO

Maximum Output Power

Antenna gain

Considered antenna gain [dBi]:	6.78 @ 5240 MHz

READ SA SETTINGS:

RefLevel [dBm] | RefLevelOffset [dB] | InpAtt [dB]	15.85 | 12.4 | 20
Start [MHz] | Stop [MHz]	5220.000 | 5260.000
RBW [MHz] | VBW [MHz]	1.000000 | 3.000000
Detector | TraceMode	RMS | MAXH
Sweep: time [ms] | count | points per Section | type	59600 | 1 | 161 | SWE

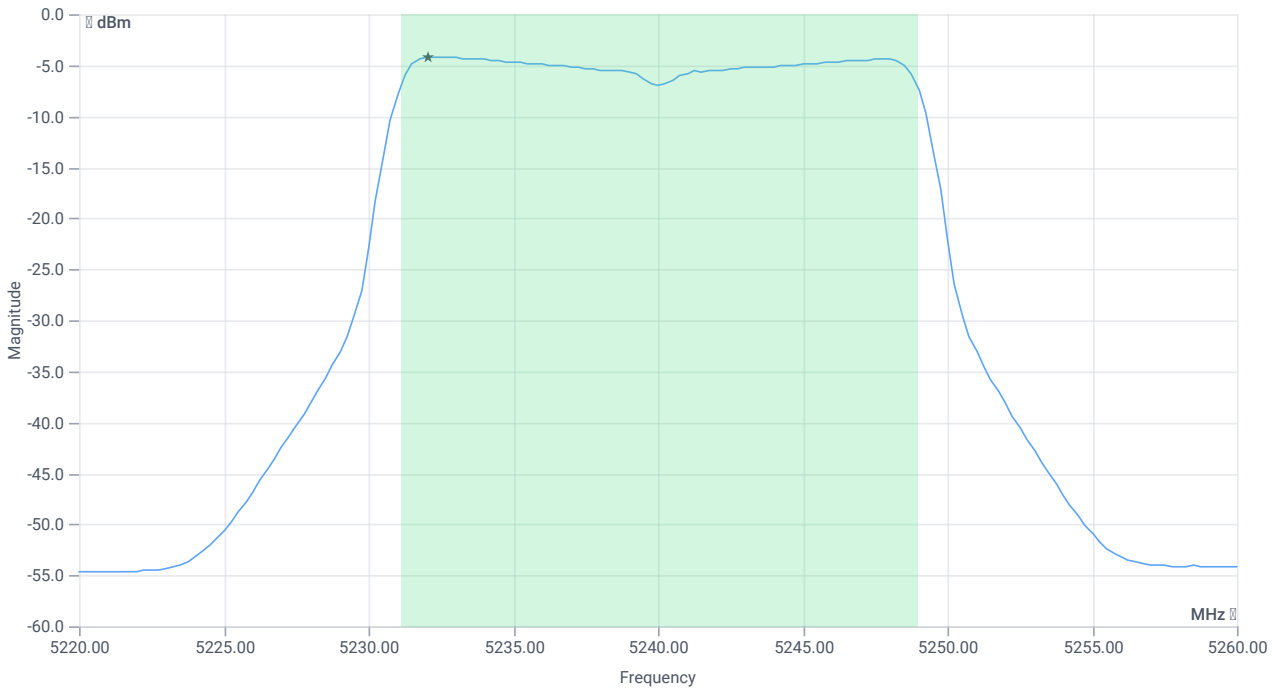

Max OP and PSD (without antenna gain)

RESULT

DESCRIPTION	LOWER LIMIT	UPPER LIMIT	MEASURED	UNIT	VERDICT
Vehicular use: No					
Max output power cond	---	---	7.18	dBm	INFO
Duty cycle correction	---	---	0	dB	INFO
Max output power DC corrected cond	---	---	7.18	dBm	INFO
LIMIT absolute eirp					
Max output power DC corrected eirp	---	23	13.96	dBm	PASS
LIMIT: 10 dBm + 10 log 17.862					

RESULT

DESCRIPTION	LOWER LIMIT	UPPER LIMIT	MEASURED	UNIT	VERDICT
Max output power DC corrected eirp	---	22.52	13.96	dBm	PASS
Power spectral density eirp	---		2.63	dBm/1MHz	INFO
Power spectral density DC corrected eirp	---	10	2.63	dBm/1MHz	PASS
LIMIT absolute cond (RSS-247 §6.2.1)					
Max output power DC corrected cond	---	24	7.18	dBm	PASS

Verdict
PASS

FCC 15.407 # Max output power and psd ~ WLAN5Gx ac-VHT20 mode U-NII-1

References

TC start	01.06.2026 11:42:00
Ambit temp (test rack) [°C] | humidity [rel%]	22.5 | 47
System version	6.0.7.5
Standard | Version	FCC 15.407 | NI
Method	KDB789033 D02, F., E.2.e.
Description	FCC 15.407 Max Output Power & PSD - WLAN5Gx ac-VHT20 mode U-NII-1
Information	

EUT Common Settings WLAN5Gx

Number of antenna ports	2
User Interaction	No
Device class U-NII-1 (FCC)	Client
Limit W52 japan	Standard
TPC supported	No
Vehicle use (ISED)	No

Equipment

Signal analyzer,Rohde&Schwarz,FSV-40,1307.9002K40/101042,3.71
Switch matrix,cetecom advanced GmbH,USM,B002,1.0.0

Test Parameter

Technology to test	WLAN5Gx ac-VHT20 mode
EUT port	EUT2
Temperature	nom
Voltage	nom
Frequency low to test	False | Freq [MHz] 5180
Frequency mid to test	False | Freq [MHz] 5200
Frequency high to test	True | Freq [MHz] 5240
Auto control enabled power supply | Climatic Box	No | No
Additional path loss [dB]	0
Full path type	EUT_SA_GEN_SIG
Full path name	EUT2.MP.SIG1/EUT2.SA/EUT2.GEN1/EUT2.GEN2/
Switch bits	00100010:00010001:00000000:00000001

Test at TX 5240 MHz

RESULT: Reference power cond.

DESCRIPTION	LOWER LIMIT	UPPER LIMIT	MEASURED	UNIT	VERDICT
Ref. power 1MHz/1MHz cond.	---	---	4.33	dBm	INFO
Ref. frequency	---	---	5234.610	MHz	INFO

Evaluation max. duty cycle

Duty cycle evaluation

DESCRIPTION	LOWER LIMIT	UPPER LIMIT	MEASURED	UNIT	VERDICT
Duty cycle min	---	---	0	dB	DC > 98% defined

Evaluation bandwidth

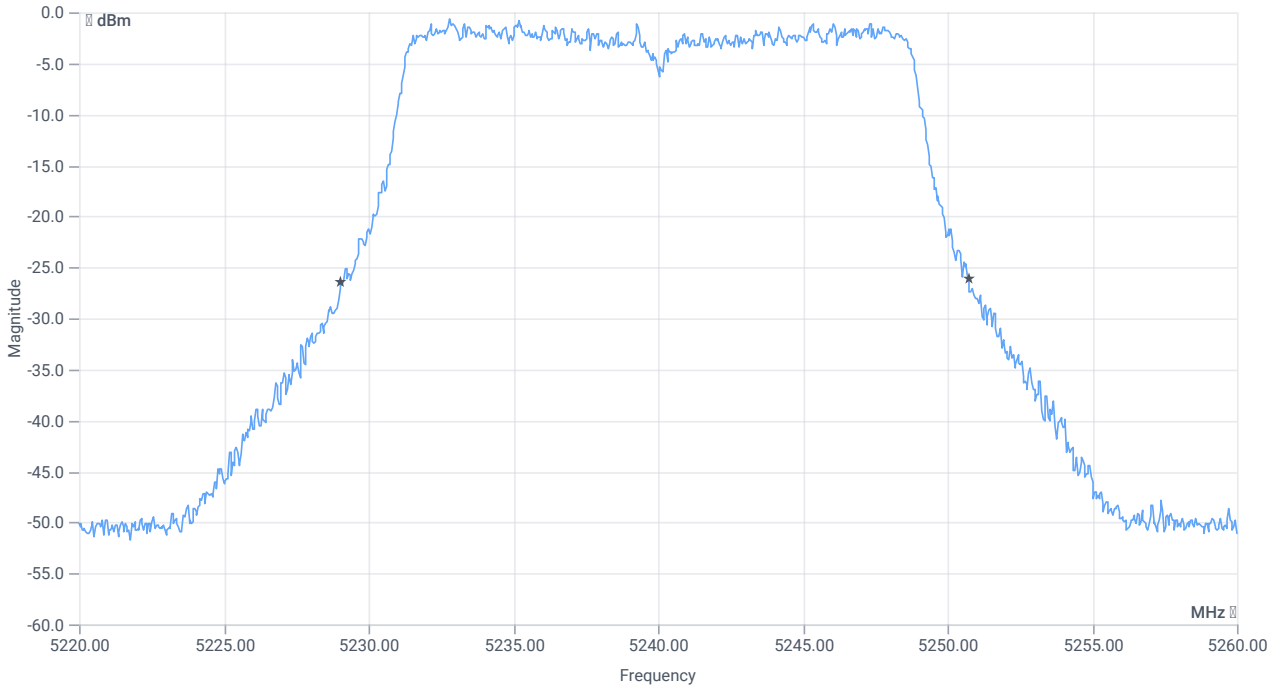

BW 26dB

RESULT

DESCRIPTION	LOWER LIMIT	UPPER LIMIT	MEASURED	UNIT	VERDICT
Bandwidth 26dB	---	---	21.68	MHz	INFO
T1 26dB	---	---	5229.0400	MHz	INFO
T2 26dB	---	---	5250.7200	MHz	INFO

Maximum Output Power

READ SA SETTINGS:

RefLevel [dBm] | RefLevelOffset [dB] | InpAtt [dB]	16.33 | 12.4 | 20
Start [MHz] | Stop [MHz]	5220.000 | 5260.000
RBW [MHz] | VBW [MHz]	1.000000 | 3.000000
Detector | TraceMode	RMS | MAXH
Sweep: time [ms] | count | points per Section | type	59600 | 1 | 161 | SWE

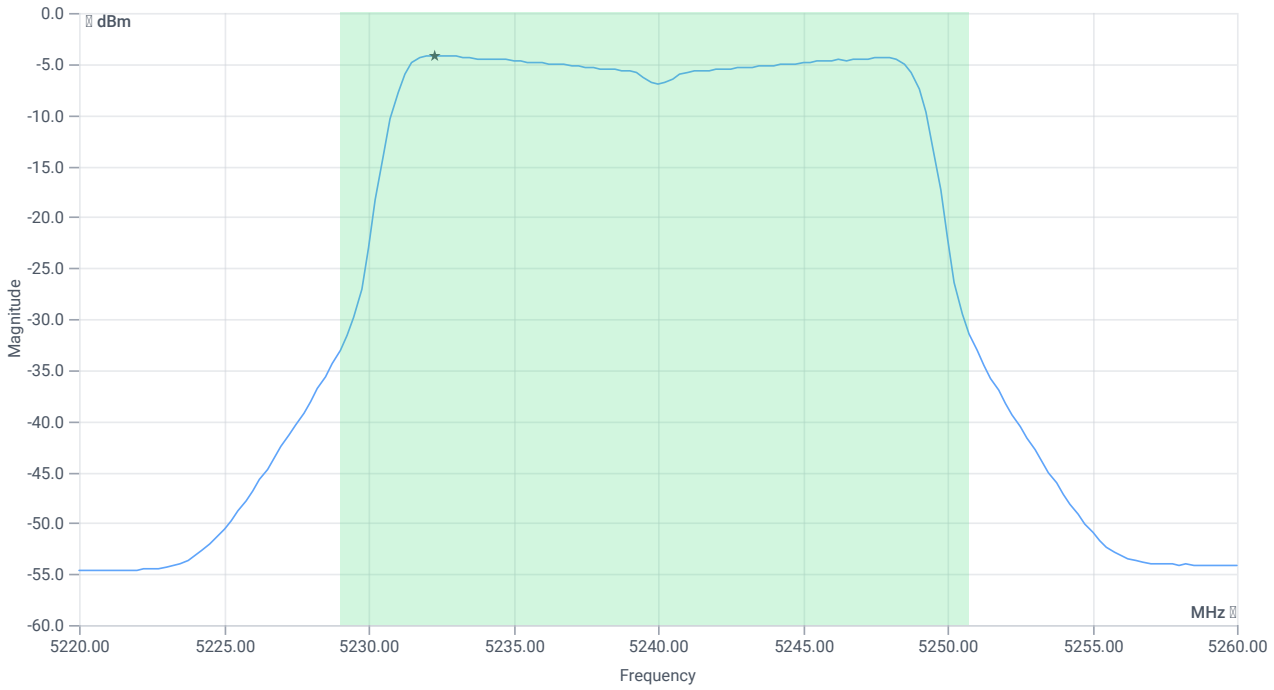

Max OP and PSD

RESULT

CONDUCTED LIMITS FOR MAX ANTENNA GAIN OF 6 D BI					
Description	Lower Limit	Upper Limit	Measured	Unit	Verdict
Max output power cond	---	---	7.27	dBm	INFO
Duty cycle correction	---	---	0	dB	INFO
LIMIT absolute:					
Max output power DC corrected cond	---	24	7.27	dBm	PASS
LIMIT: 11 dBm + 10 log 21.68					
Max output power DC corrected cond	---	24.36	7.27	dBm	na

Power spectral density

RESULT

CONDUCTED LIMITS FOR MAX ANTENNA GAIN OF 6 D BI

RESULT

CONDUCTED LIMITS FOR MAX ANTENNA GAIN OF 6 D BI					
Description	Lower Limit	Upper Limit	Measured	Unit	Verdict
Power spectral density cond	---	---	-4.16	dBm/1MHz	INFO
Duty cycle correction	---	---	0	dB	INFO
Power spectral density DC corrected cond	---	11	-4.16	dBm/1MHz	PASS

Verdict
PASS

NA # Peak output power 3MHz/3MHz ~ WLAN5Gx ac-VHT20 mode U-NII-1

References

TC start	01.06.2026 11:41:31
Ambit temp (test rack) [°C] | humidity [rel%]	22.5 | 47
System version	6.0.7.5
Standard | Version	NA | NI
Method	
Description	Peak OP 3MHz/3MHz - WLAN5Gx ac-VHT20 mode U-NII-1
Information	

EUT Common Settings WLAN5Gx

Number of antenna ports	2
User Interaction	No
Device class U-NII-1 (FCC)	Client
Limit W52 japan	Standard
TPC supported	No
Vehicle use (ISED)	No

Equipment

Signal analyzer,Rohde&Schwarz,FSV-40,1307.9002K40/101042,3.71
Switch matrix,cetecom advanced GmbH,USM,B002,1.0.0

Test Parameter

Technology to test	WLAN5Gx ac-VHT20 mode
EUT port	EUT2
Temperature	nom
Voltage	nom
Frequency low to test	False | Freq [MHz] 5180
Frequency mid to test	False | Freq [MHz] 5200
Frequency high to test	True | Freq [MHz] 5240
Auto control enabled power supply | Climatic Box	No | No
Additional path loss [dB]	0
Full path type	EUT_SA_GEN_SIG
Full path name	EUT2.MP.SIG1/EUT2.SA/EUT2.GEN1/EUT2.GEN2/
Switch bits	00100010:00010001:00000000:00000001

Test at TX 5240 MHz

RESULT: Reference power cond.

DESCRIPTION	LOWER LIMIT	UPPER LIMIT	MEASURED	UNIT	VERDICT
Ref. power 1MHz/1MHz cond.	---	---	4.03	dBm	INFO
Ref. frequency	---	---	5247.990	MHz	INFO

READ SA SETTINGS:

RefLevel [dBm] | RefLevelOffset [dB] | InpAtt [dB]	16.03 | 12.4 | 20
Start [MHz] | Stop [MHz]	5215.000 | 5265.000
RBW [MHz] | VBW [MHz]	3.000000 | 3.000000
Detector | TraceMode	POS | MAXH
Sweep: time [ms] | count | points per Section | type	300 | 20 | 1001 | SWE

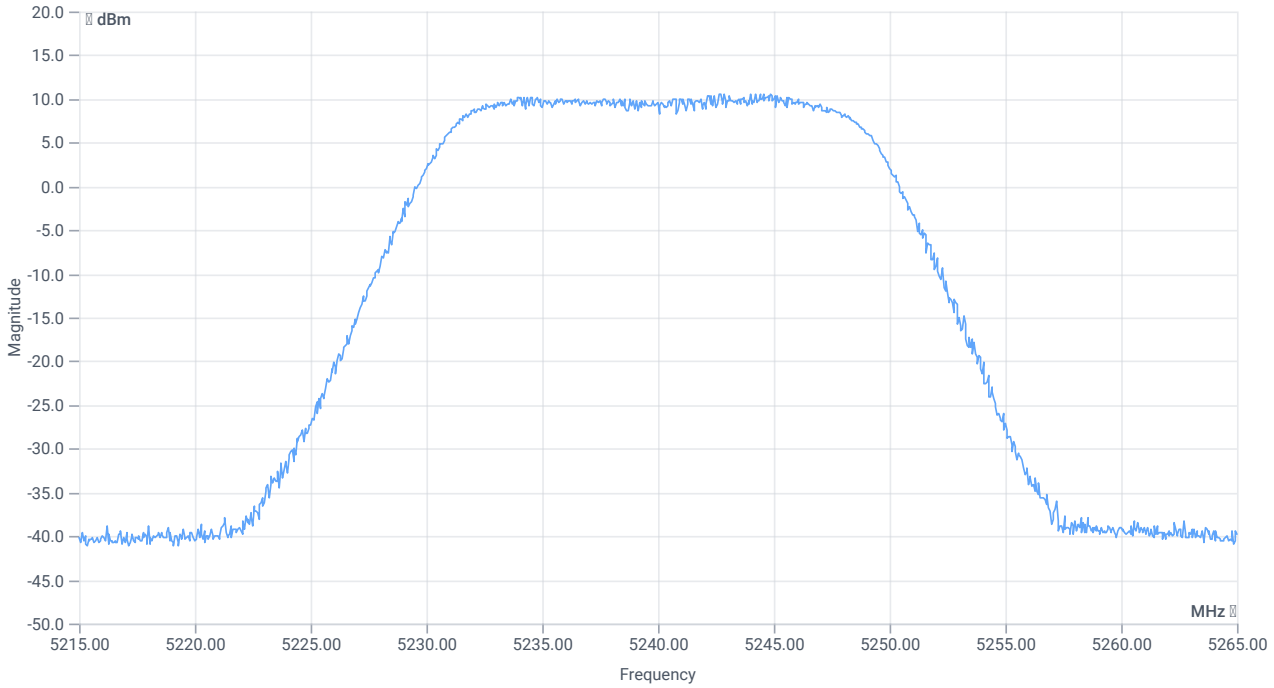

Peak output power

RESULT

DESCRIPTION	LOWER LIMIT	UPPER LIMIT	MEASURED	UNIT	VERDICT
Peak Power	---	---	10.63	dBm	INFO
Peak Power	---	---	11.561122	mW	INFO
Frequency at Peak	---	---	5244.545	MHz	INFO

Verdict
PASS

NA # Message with SA scan ~

References

TC start	01.06.2026 11:34:12
Ambit temp (test rack) [°C] | humidity [rel%]	22.6 | 47
System version	6.0.7.5
Standard | Version	NA | NI
Method	
Description	Message with SA Scan ac_VHT20_U_NII_1
Information	

Equipment

Signal analyzer,Rohde&Schwarz,FSV-40,1307.9002K40/101042,3.71
Switch matrix,cetecom advanced GmbH,USM,B002,1.0.0

Test Parameter

Full path type	EUT_SA_GEN_SIG
Full path name	EUT2.MP.SIG1/EUT2.SA/EUT2.GEN1/EUT2.GEN2/
Switch bits	00100010:00010001:00000000:00000001
Message start	01.06.2026 11:34:15
Message	set WLAN5Gx to ac_VHT20_U_NII_1, Frequency [MHz] 5240 Information:

Verdict
INFO

FCC 15.407, ISED RSS247 # Bandwidths 99PCT and 26dB (UNII-3 20dB) ~ WLAN5Gx ac-VHT20 mode U-NII-1

References

TC start	01.06.2026 11:33:33
Ambit temp (test rack) [°C] | humidity [rel%]	22.6 | 47
System version	6.0.7.5
Standard | Version	FCC 15.407, ISED RSS247 | NI
Method	26dB Bandwidth KDB789033 D02, C.1 / ISED RSS-GEN
Description	FCC 15.407 Bandwidths - WLAN5Gx ac-VHT20 mode U-NII-1
Information	

EUT Common Settings WLAN5Gx

Number of antenna ports	2
User Interaction	No
Device class U-NII-1 (FCC)	Client
Limit W52 japan	Standard
TPC supported	No
Vehicle use (ISED)	No

Equipment

Signal analyzer,Rohde&Schwarz,FSV-40,1307.9002K40/101042,3.71
Switch matrix,cetecom advanced GmbH,USM,B002,1.0.0

Test Parameter

Technology to test	WLAN5Gx ac-VHT20 mode
EUT port	EUT2
Temperature	nom
Voltage	nom
Frequency low to test	False | Freq [MHz] 5180
Frequency mid to test	True | Freq [MHz] 5200
Frequency high to test	False | Freq [MHz] 5240
Auto control enabled power supply | Climatic Box	No | No
Additional path loss [dB]	0
Full path type	EUT_SA_GEN_SIG
Full path name	EUT2.MP.SIG1/EUT2.SA/EUT2.GEN1/EUT2.GEN2/
Switch bits	00100010:00010001:00000000:00000001

Test at TX 5200 MHz

RESULT: Reference power cond.

DESCRIPTION	LOWER LIMIT	UPPER LIMIT	MEASURED	UNIT	VERDICT
Ref. power 1MHz/1MHz cond.	---	---	3.49	dBm	INFO
Ref. frequency	---	---	5207.390	MHz	INFO

READ SA SETTINGS:

RefLevel [dBm] | RefLevelOffset [dB] | InpAtt [dB]	11.49 | 12.65 | 15
Start [MHz] | Stop [MHz]	5175.000 | 5225.000
RBW [MHz] | VBW [MHz]	0.300000 | 1.000000
Detector | TraceMode	POS | MAXH
Sweep: time [ms] | count | points per Section | type	1 | 2500 | 1001 | SWE

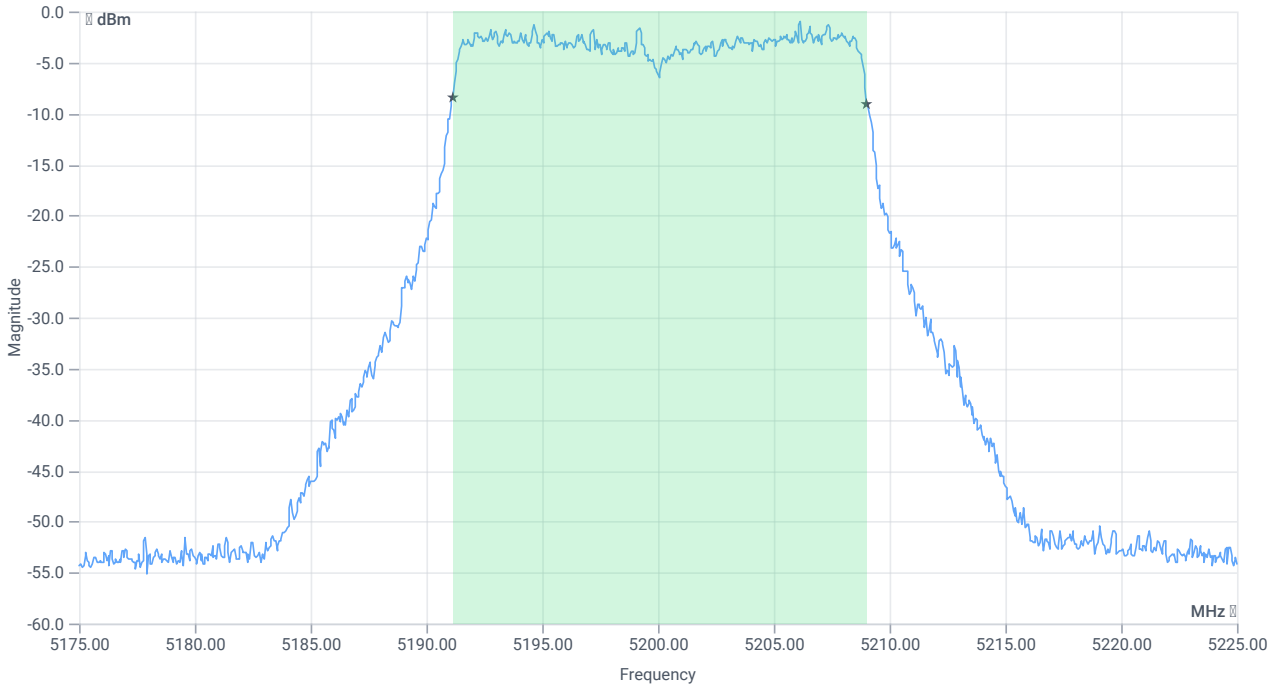

BW 99PCT

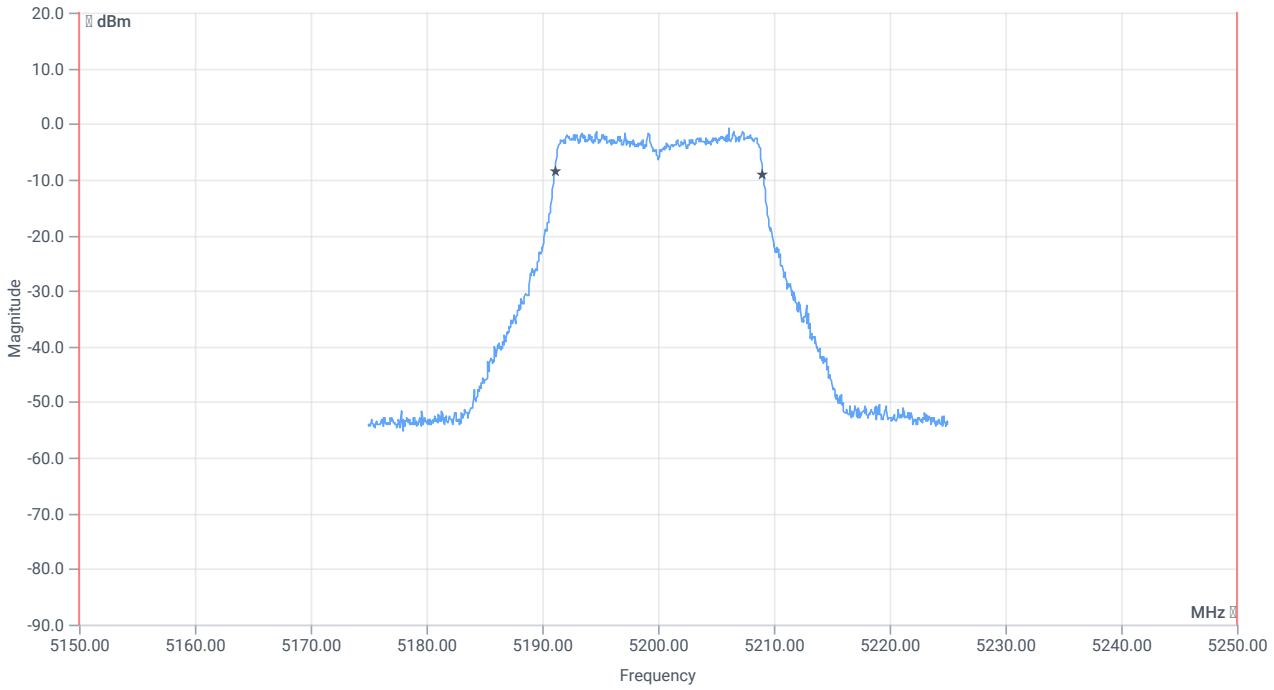

BW within band 99PCT

RESULT

DESCRIPTION	LOWER LIMIT	UPPER LIMIT	MEASURED	UNIT	VERDICT
Bandwidth 99%	---	---	17.882	MHz	INFO
T1 99%	5150.000000	---	5191.1089	MHz	PASS
T2 99%	---	5250.000000	5208.9910	MHz	PASS

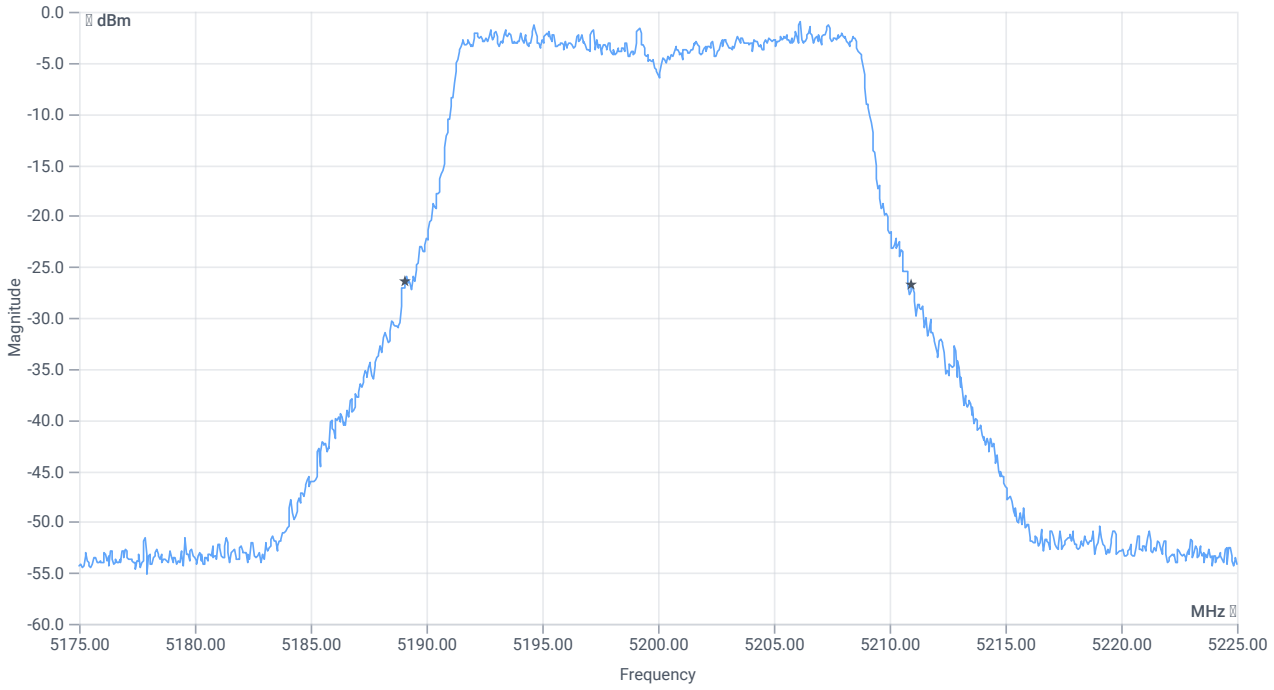

BW 26dB

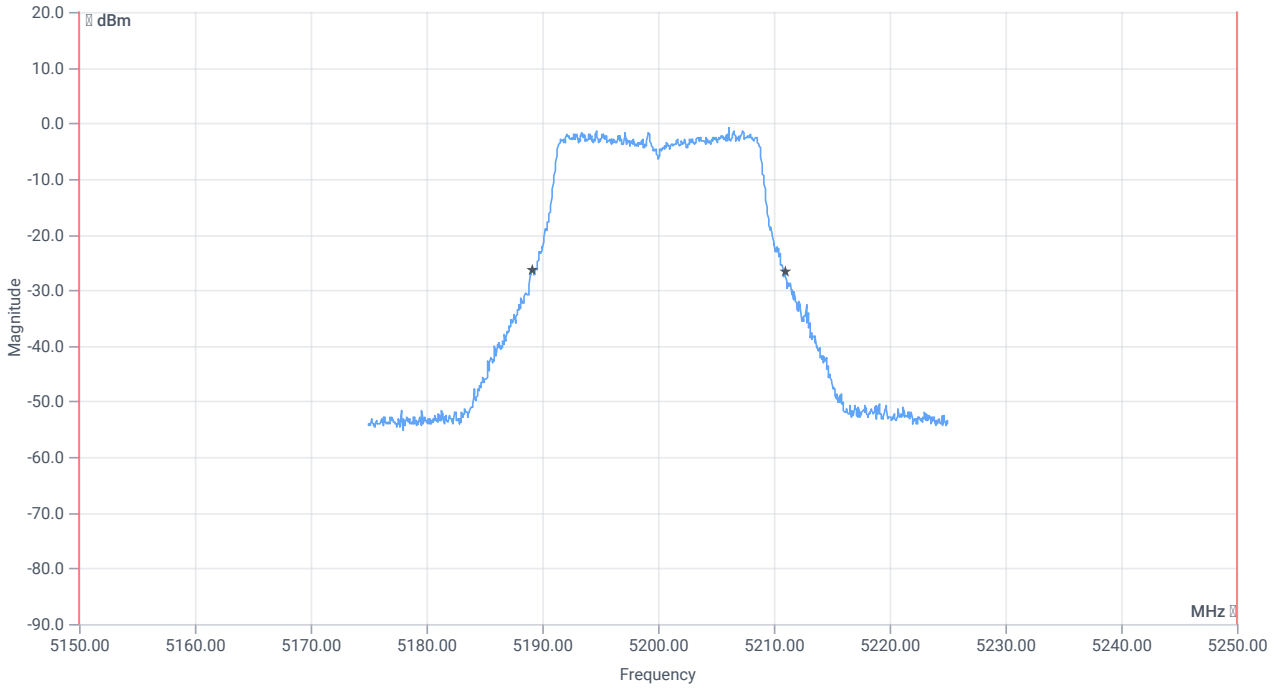

BW within band 26dB

RESULT

DESCRIPTION	LOWER LIMIT	UPPER LIMIT	MEASURED	UNIT	VERDICT
Bandwidth 26dB	---	---	21.85	MHz	INFO
T1 26dB	5150.000000	---	5189.1000	MHz	PASS
T2 26dB	---	5250.000000	5210.9500	MHz	PASS

Verdict
PASS

ISED RSS247 # Max output power and psd ~ WLAN5Gx ac-VHT20 mode U-NII-1

References

TC start	01.06.2026 11:31:58
Ambit temp (test rack) [°C] | humidity [rel%]	22.6 | 47
System version	6.0.7.5
Standard | Version	ISED RSS247 | NI
Method	
Description	ISED Max Output Power & PSD - WLAN5Gx ac-VHT20 mode U-NII-1
Information	

EUT Common Settings WLAN5Gx

Number of antenna ports	2
User Interaction	No
Device class U-NII-1 (FCC)	Client
Limit W52 japan	Standard
TPC supported	No
Vehicle use (ISED)	No

Equipment

Signal analyzer,Rohde&Schwarz,FSV-40,1307.9002K40/101042,3.71
Switch matrix,cetecom advanced GmbH,USM,B002,1.0.0

Test Parameter

Technology to test	WLAN5Gx ac-VHT20 mode
EUT port	EUT2
Temperature	nom
Voltage	nom
Frequency low to test	False | Freq [MHz] 5180
Frequency mid to test	True | Freq [MHz] 5200
Frequency high to test	False | Freq [MHz] 5240
Auto control enabled power supply | Climatic Box	No | No
Additional path loss [dB]	0
Full path type	EUT_SA_GEN_SIG
Full path name	EUT2.MP.SIG1/EUT2.SA/EUT2.GEN1/EUT2.GEN2/
Switch bits	00100010:00010001:00000000:00000001

Test at TX 5200 MHz

RESULT: Reference power cond.

DESCRIPTION	LOWER LIMIT	UPPER LIMIT	MEASURED	UNIT	VERDICT
Ref. power 1MHz/1MHz cond.	---	---	3.12	dBm	INFO
Ref. frequency	---	---	5207.790	MHz	INFO

Evaluation max. duty cycle

Duty cycle evaluation

DESCRIPTION	LOWER LIMIT	UPPER LIMIT	MEASURED	UNIT	VERDICT
Duty cycle min	---	---	0	dB	DC > 98% defined

Evaluation bandwidth

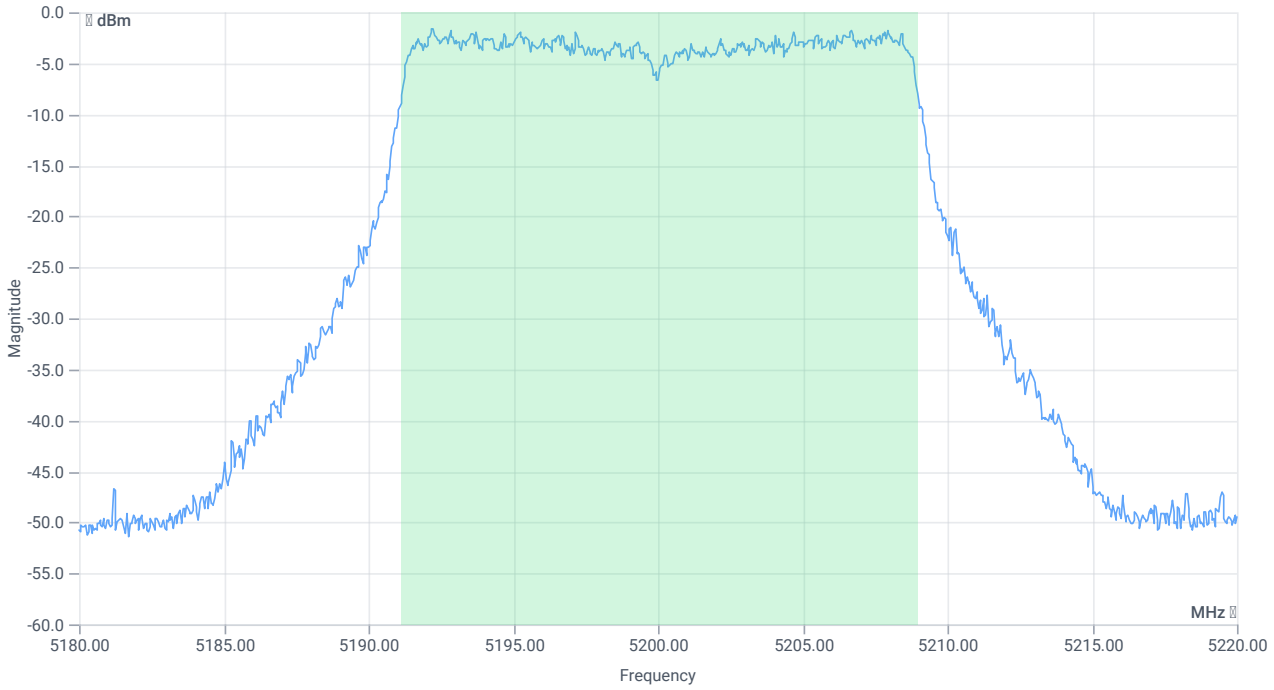

BW 99PCT

RESULT

DESCRIPTION	LOWER LIMIT	UPPER LIMIT	MEASURED	UNIT	VERDICT
Bandwidth 99%	---	---	17.862	MHz	INFO
T1 99%	---	---	5191.1289	MHz	INFO
T2 99%	---	---	5208.9910	MHz	INFO

Maximum Output Power

Antenna gain

Considered antenna gain [dBi]:	6.78 @ 5200 MHz

READ SA SETTINGS:

RefLevel [dBm] | RefLevelOffset [dB] | InpAtt [dB]	15.12 | 12.65 | 20
Start [MHz] | Stop [MHz]	5180.000 | 5220.000
RBW [MHz] | VBW [MHz]	1.000000 | 3.000000
Detector | TraceMode	RMS | MAXH
Sweep: time [ms] | count | points per Section | type	59600 | 1 | 161 | SWE

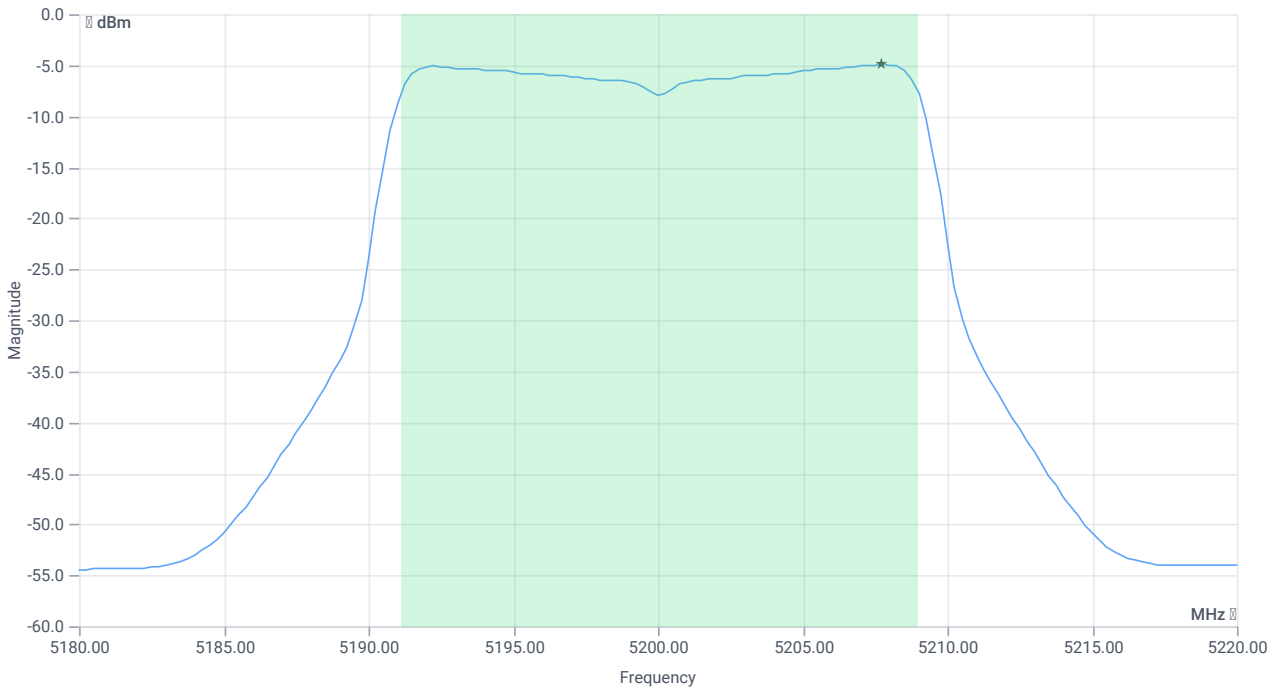

Max OP and PSD (without antenna gain)

RESULT

DESCRIPTION	LOWER LIMIT	UPPER LIMIT	MEASURED	UNIT	VERDICT
Vehicular use: No					
Max output power cond	---	---	6.34	dBm	INFO
Duty cycle correction	---	---	0	dB	INFO
Max output power DC corrected cond	---	---	6.34	dBm	INFO
LIMIT absolute eirp					
Max output power DC corrected eirp	---	23	13.12	dBm	PASS
LIMIT: 10 dBm + 10 log 17.862					

RESULT

DESCRIPTION	LOWER LIMIT	UPPER LIMIT	MEASURED	UNIT	VERDICT
Max output power DC corrected eirp	---	22.52	13.12	dBm	PASS
Power spectral density eirp	---		1.86	dBm/1MHz	INFO
Power spectral density DC corrected eirp	---	10	1.86	dBm/1MHz	PASS
LIMIT absolute cond (RSS-247 §6.2.1)					
Max output power DC corrected cond	---	24	6.34	dBm	PASS

Verdict
PASS

FCC 15.407 # Max output power and psd ~ WLAN5Gx ac-VHT20 mode U-NII-1

References

TC start	01.06.2026 11:30:21
Ambit temp (test rack) [°C] | humidity [rel%]	22.7 | 47
System version	6.0.7.5
Standard | Version	FCC 15.407 | NI
Method	KDB789033 D02, F., E.2.e.
Description	FCC 15.407 Max Output Power & PSD - WLAN5Gx ac-VHT20 mode U-NII-1
Information	

EUT Common Settings WLAN5Gx

Number of antenna ports	2
User Interaction	No
Device class U-NII-1 (FCC)	Client
Limit W52 japan	Standard
TPC supported	No
Vehicle use (ISED)	No

Equipment

Signal analyzer,Rohde&Schwarz,FSV-40,1307.9002K40/101042,3.71
Switch matrix,cetecom advanced GmbH,USM,B002,1.0.0

Test Parameter

Technology to test	WLAN5Gx ac-VHT20 mode
EUT port	EUT2
Temperature	nom
Voltage	nom
Frequency low to test	False | Freq [MHz] 5180
Frequency mid to test	True | Freq [MHz] 5200
Frequency high to test	False | Freq [MHz] 5240
Auto control enabled power supply | Climatic Box	No | No
Additional path loss [dB]	0
Full path type	EUT_SA_GEN_SIG
Full path name	EUT2.MP.SIG1/EUT2.SA/EUT2.GEN1/EUT2.GEN2/
Switch bits	00100010:00010001:00000000:00000001

Test at TX 5200 MHz

RESULT: Reference power cond.

DESCRIPTION	LOWER LIMIT	UPPER LIMIT	MEASURED	UNIT	VERDICT
Ref. power 1MHz/1MHz cond.	---	---	2.98	dBm	INFO
Ref. frequency	---	---	5202.200	MHz	INFO

Evaluation max. duty cycle

Duty cycle evaluation

DESCRIPTION	LOWER LIMIT	UPPER LIMIT	MEASURED	UNIT	VERDICT
Duty cycle min	---	---	0	dB	DC > 98% defined

Evaluation bandwidth

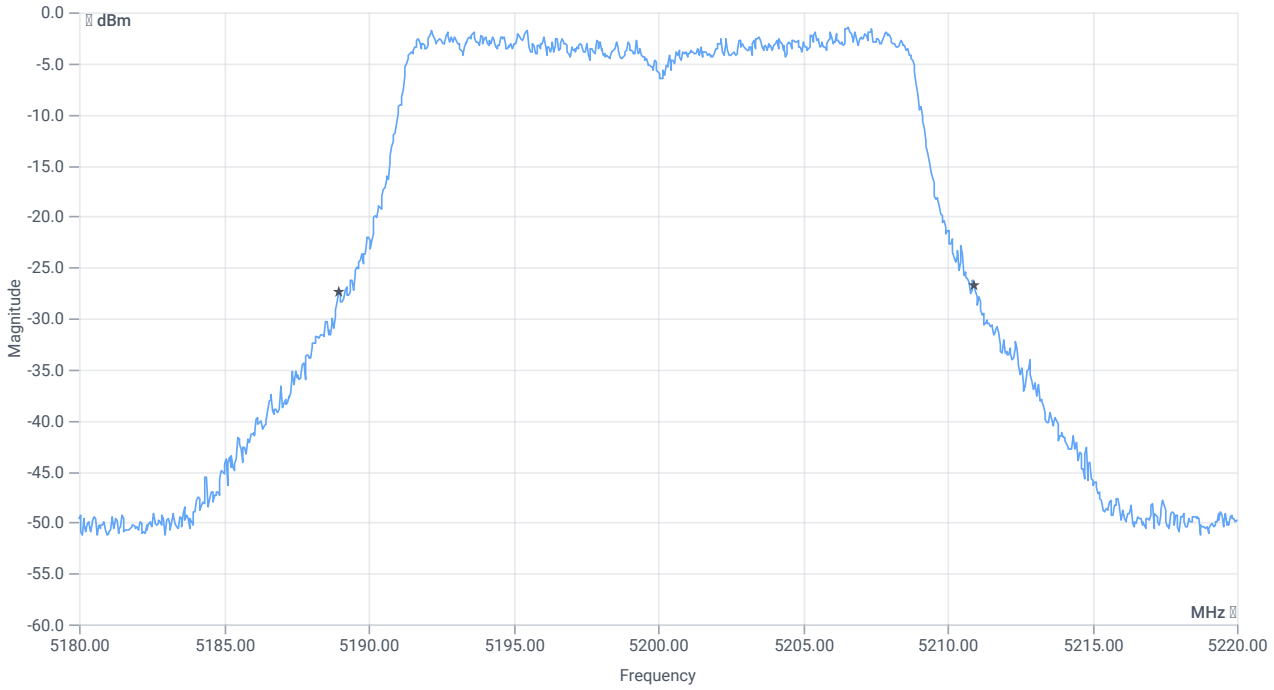

BW 26dB

RESULT

DESCRIPTION	LOWER LIMIT	UPPER LIMIT	MEASURED	UNIT	VERDICT
Bandwidth 26dB	---	---	21.96	MHz	INFO
T1 26dB	---	---	5188.9600	MHz	INFO
T2 26dB	---	---	5210.9200	MHz	INFO

Maximum Output Power

READ SA SETTINGS:

RefLevel [dBm] | RefLevelOffset [dB] | InpAtt [dB]	14.98 | 12.65 | 20
Start [MHz] | Stop [MHz]	5180.000 | 5220.000
RBW [MHz] | VBW [MHz]	1.000000 | 3.000000
Detector | TraceMode	RMS | MAXH
Sweep: time [ms] | count | points per Section | type	59600 | 1 | 161 | SWE

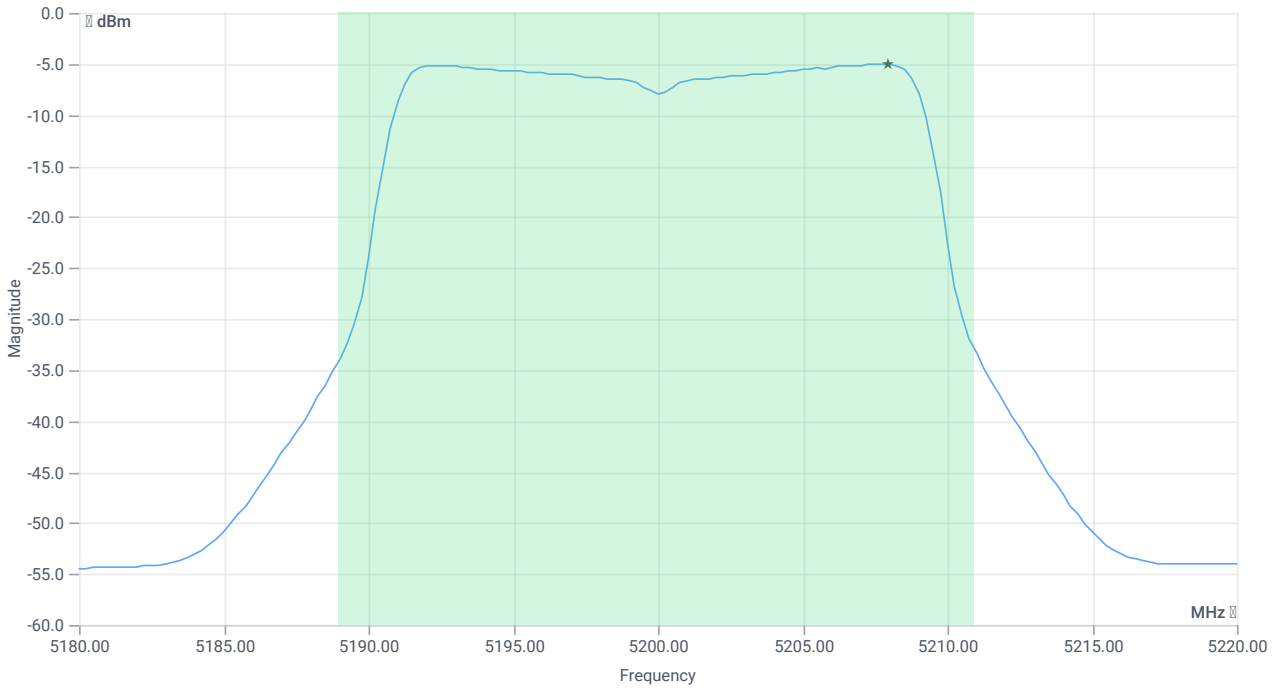

Max OP and PSD

RESULT

CONDUCTED LIMITS FOR MAX ANTENNA GAIN OF 6 D BI					
Description	Lower Limit	Upper Limit	Measured	Unit	Verdict
Max output power cond	---	---	6.44	dBm	INFO
Duty cycle correction	---	---	0	dB	INFO
LIMIT absolute:					
Max output power DC corrected cond	---	24	6.44	dBm	PASS
LIMIT: 11 dBm + 10 log 21.96					
Max output power DC corrected cond	---	24.42	6.44	dBm	na

Power spectral density

RESULT

CONDUCTED LIMITS FOR MAX ANTENNA GAIN OF 6 D BI

RESULT

CONDUCTED LIMITS FOR MAX ANTENNA GAIN OF 6 D BI					
Description	Lower Limit	Upper Limit	Measured	Unit	Verdict
Power spectral density cond	---	---	-4.97	dBm/1MHz	INFO
Duty cycle correction	---	---	0	dB	INFO
Power spectral density DC corrected cond	---	11	-4.97	dBm/1MHz	PASS

Verdict
PASS

NA # Peak output power 3MHz/3MHz ~ WLAN5Gx ac-VHT20 mode U-NII-1

References

TC start	01.06.2026 11:29:53
Ambit temp (test rack) [°C] | humidity [rel%]	22.6 | 47
System version	6.0.7.5
Standard | Version	NA | NI
Method	
Description	Peak OP 3MHz/3MHz - WLAN5Gx ac-VHT20 mode U-NII-1
Information	

EUT Common Settings WLAN5Gx

Number of antenna ports	2
User Interaction	No
Device class U-NII-1 (FCC)	Client
Limit W52 japan	Standard
TPC supported	No
Vehicle use (ISED)	No

Equipment

Signal analyzer,Rohde&Schwarz,FSV-40,1307.9002K40/101042,3.71
Switch matrix,cetecom advanced GmbH,USM,B002,1.0.0

Test Parameter

Technology to test	WLAN5Gx ac-VHT20 mode
EUT port	EUT2
Temperature	nom
Voltage	nom
Frequency low to test	False | Freq [MHz] 5180
Frequency mid to test	True | Freq [MHz] 5200
Frequency high to test	False | Freq [MHz] 5240
Auto control enabled power supply | Climatic Box	No | No
Additional path loss [dB]	0
Full path type	EUT_SA_GEN_SIG
Full path name	EUT2.MP.SIG1/EUT2.SA/EUT2.GEN1/EUT2.GEN2/
Switch bits	00100010:00010001:00000000:00000001

Test at TX 5200 MHz

RESULT: Reference power cond.

DESCRIPTION	LOWER LIMIT	UPPER LIMIT	MEASURED	UNIT	VERDICT
Ref. power 1MHz/1MHz cond.	---	---	3.56	dBm	INFO
Ref. frequency	---	---	5205.990	MHz	INFO

READ SA SETTINGS:

RefLevel [dBm] | RefLevelOffset [dB] | InpAtt [dB]	15.56 | 12.65 | 20
Start [MHz] | Stop [MHz]	5175.000 | 5225.000
RBW [MHz] | VBW [MHz]	3.000000 | 3.000000
Detector | TraceMode	POS | MAXH
Sweep: time [ms] | count | points per Section | type	300 | 20 | 1001 | SWE

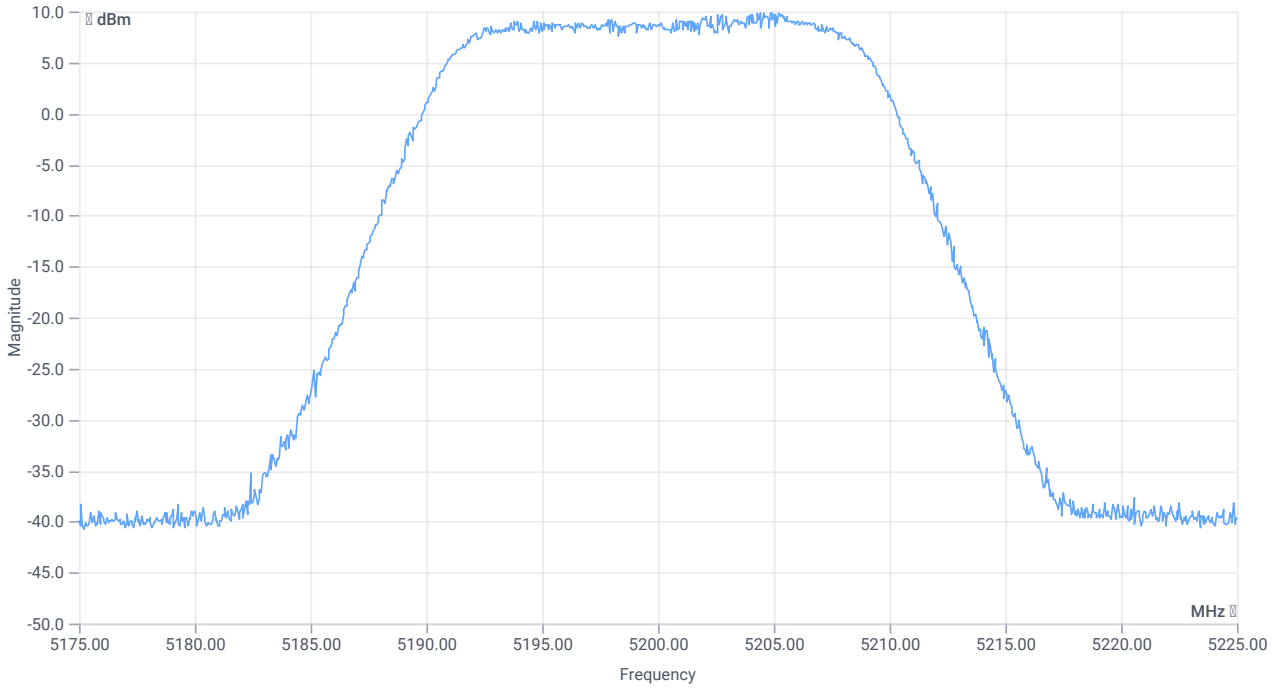

Peak output power

RESULT

DESCRIPTION	LOWER LIMIT	UPPER LIMIT	MEASURED	UNIT	VERDICT
Peak Power	---	---	9.85	dBm	INFO
Peak Power	---	---	9.660509	mW	INFO
Frequency at Peak	---	---	5204.545	MHz	INFO

Verdict
PASS

NA # Message with SA scan ~

References

TC start	01.06.2026 11:27:21
Ambit temp (test rack) [°C] | humidity [rel%]	22.7 | 47
System version	6.0.7.5
Standard | Version	NA | NI
Method	
Description	Message with SA Scan ac_VHT20_U_NII_1
Information	

Equipment

Signal analyzer,Rohde&Schwarz,FSV-40,1307.9002K40/101042,3.71
Switch matrix,cetecom advanced GmbH,USM,B002,1.0.0

Test Parameter

Full path type	EUT_SA_GEN_SIG
Full path name	EUT2.MP.SIG1/EUT2.SA/EUT2.GEN1/EUT2.GEN2/
Switch bits	00100010:00010001:00000000:00000001
Message start	01.06.2026 11:27:23
Message	set WLAN5Gx to ac_VHT20_U_NII_1, Frequency [MHz] 5200 , Information:

Verdict
INFO

FCC 15.407, ISED RSS247 # Bandwidths 99PCT and 26dB (UNII-3 20dB) ~ WLAN5Gx ac-VHT20 mode U-NII-1

References

TC start	01.06.2026 11:26:42
Ambit temp (test rack) [°C] | humidity [rel%]	22.7 | 47
System version	6.0.7.5
Standard | Version	FCC 15.407, ISED RSS247 | NI
Method	26dB Bandwidth KDB789033 D02, C.1 / ISED RSS-GEN
Description	FCC 15.407 Bandwidths - WLAN5Gx ac-VHT20 mode U-NII-1
Information	

EUT Common Settings WLAN5Gx

Number of antenna ports	2
User Interaction	No
Device class U-NII-1 (FCC)	Client
Limit W52 japan	Standard
TPC supported	No
Vehicle use (ISED)	No

Equipment

Signal analyzer,Rohde&Schwarz,FSV-40,1307.9002K40/101042,3.71
Switch matrix,cetecom advanced GmbH,USM,B002,1.0.0

Test Parameter

Technology to test	WLAN5Gx ac-VHT20 mode
EUT port	EUT2
Temperature	nom
Voltage	nom
Frequency low to test	True | Freq [MHz] 5180
Frequency mid to test	False | Freq [MHz] 5200
Frequency high to test	False | Freq [MHz] 5240
Auto control enabled power supply | Climatic Box	No | No
Additional path loss [dB]	0
Full path type	EUT_SA_GEN_SIG
Full path name	EUT2.MP.SIG1/EUT2.SA/EUT2.GEN1/EUT2.GEN2/
Switch bits	00100010:00010001:00000000:00000001

Test at TX 5180 MHz

RESULT: Reference power cond.

DESCRIPTION	LOWER LIMIT	UPPER LIMIT	MEASURED	UNIT	VERDICT
Ref. power 1MHz/1MHz cond.	---	---	3.22	dBm	INFO
Ref. frequency	---	---	5172.010	MHz	INFO

READ SA SETTINGS:

RefLevel [dBm] | RefLevelOffset [dB] | InpAtt [dB]	11.22 | 12.36 | 15
Start [MHz] | Stop [MHz]	5155.000 | 5205.000
RBW [MHz] | VBW [MHz]	0.300000 | 1.000000
Detector | TraceMode	POS | MAXH
Sweep: time [ms] | count | points per Section | type	1 | 2500 | 1001 | SWE

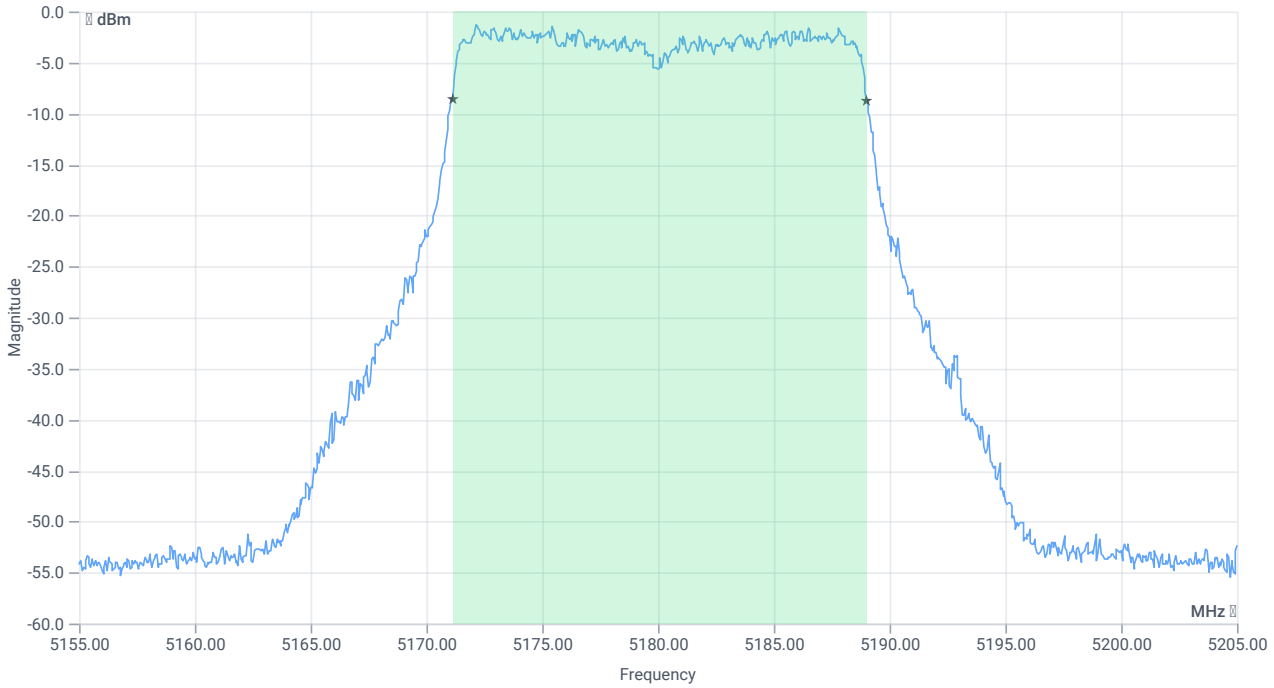

BW 99PCT

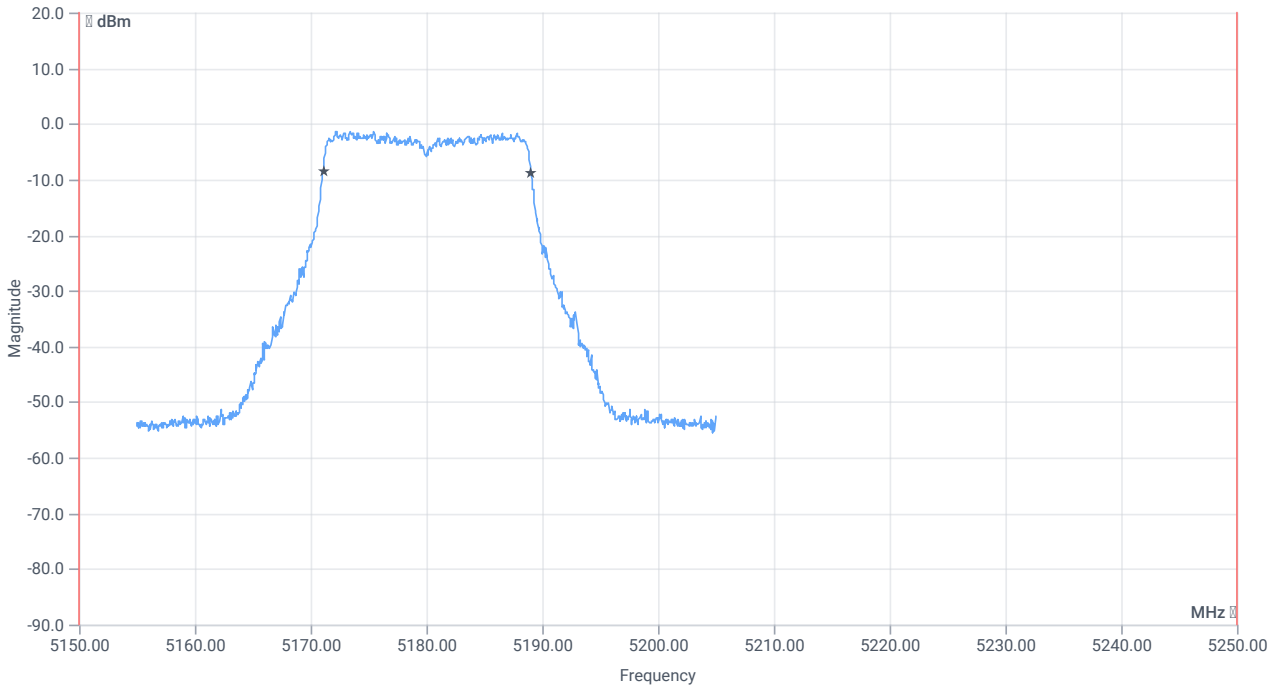

BW within band 99PCT

RESULT

DESCRIPTION	LOWER LIMIT	UPPER LIMIT	MEASURED	UNIT	VERDICT
Bandwidth 99%	---	---	17.882	MHz	INFO
T1 99%	5150.000000	---	5171.1089	MHz	PASS
T2 99%	---	5250.000000	5188.9910	MHz	PASS

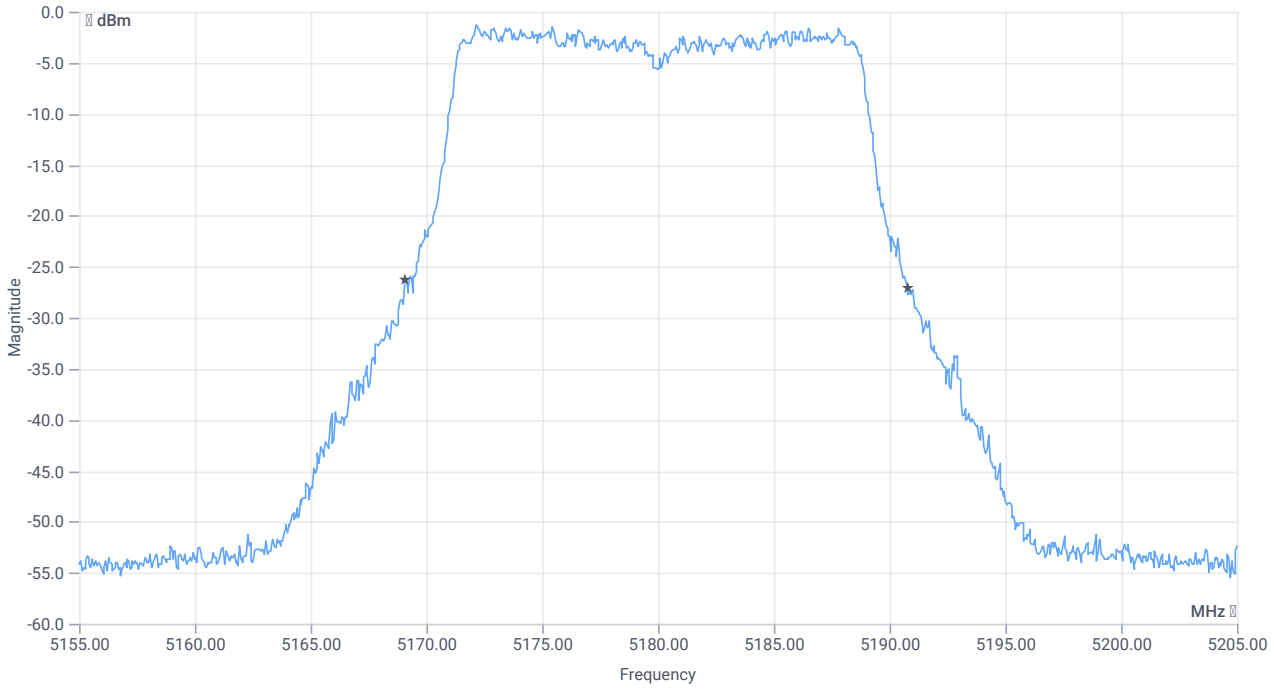

BW 26dB

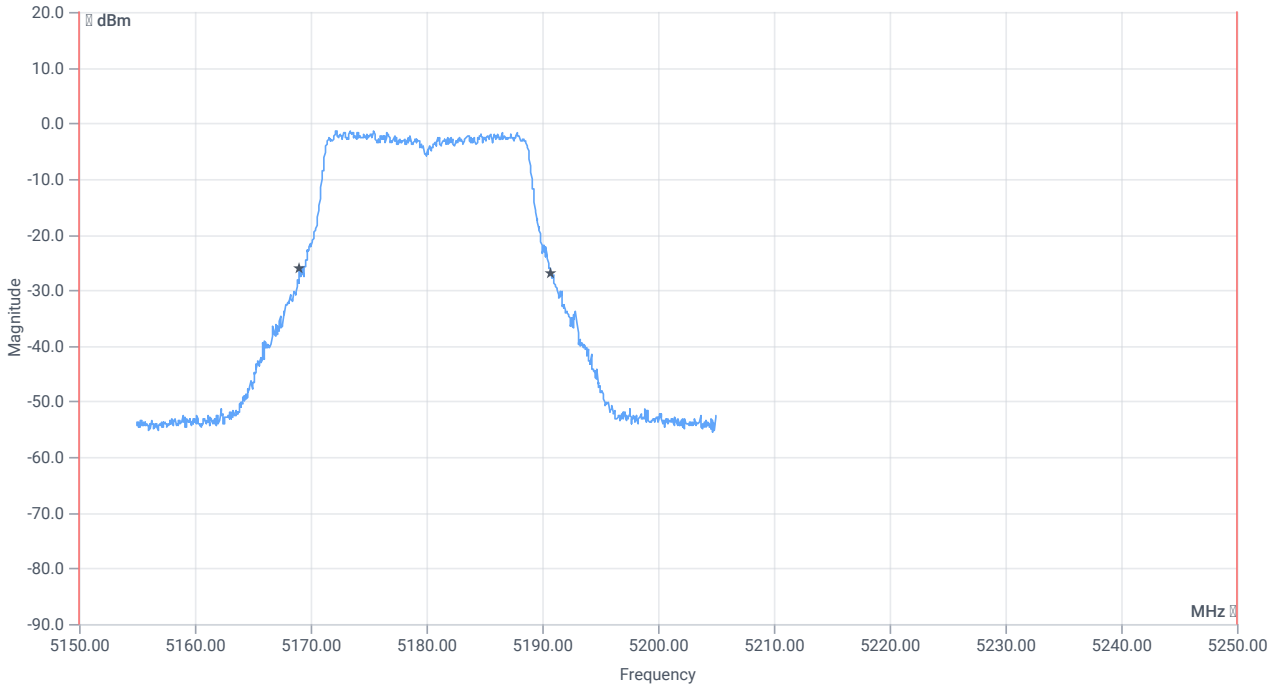

BW within band 26dB

RESULT

DESCRIPTION	LOWER LIMIT	UPPER LIMIT	MEASURED	UNIT	VERDICT
Bandwidth 26dB	---	---	21.7	MHz	INFO
T1 26dB	5150.000000	---	5169.0500	MHz	PASS
T2 26dB	---	5250.000000	5190.7500	MHz	PASS

Verdict
PASS

ISED RSS247 # Max output power and psd ~ WLAN5Gx ac-VHT20 mode U-NII-1

References

TC start	01.06.2026 11:25:04
Ambit temp (test rack) [°C] | humidity [rel%]	22.6 | 48
System version	6.0.7.5
Standard | Version	ISED RSS247 | NI
Method	
Description	ISED Max Output Power & PSD - WLAN5Gx ac-VHT20 mode U-NII-1
Information	

EUT Common Settings WLAN5Gx

Number of antenna ports	2
User Interaction	No
Device class U-NII-1 (FCC)	Client
Limit W52 japan	Standard
TPC supported	No
Vehicle use (ISED)	No

Equipment

Signal analyzer,Rohde&Schwarz,FSV-40,1307.9002K40/101042,3.71
Switch matrix,cetecom advanced GmbH,USM,B002,1.0.0

Test Parameter

Technology to test	WLAN5Gx ac-VHT20 mode
EUT port	EUT2
Temperature	nom
Voltage	nom
Frequency low to test	True | Freq [MHz] 5180
Frequency mid to test	False | Freq [MHz] 5200
Frequency high to test	False | Freq [MHz] 5240
Auto control enabled power supply | Climatic Box	No | No
Additional path loss [dB]	0
Full path type	EUT_SA_GEN_SIG
Full path name	EUT2.MP.SIG1/EUT2.SA/EUT2.GEN1/EUT2.GEN2/
Switch bits	00100010:00010001:00000000:00000001

Test at TX 5180 MHz

RESULT: Reference power cond.

DESCRIPTION	LOWER LIMIT	UPPER LIMIT	MEASURED	UNIT	VERDICT
Ref. power 1MHz/1MHz cond.	---	---	3.31	dBm	INFO
Ref. frequency	---	---	5176.400	MHz	INFO

Evaluation max. duty cycle

Duty cycle evaluation

DESCRIPTION	LOWER LIMIT	UPPER LIMIT	MEASURED	UNIT	VERDICT
Duty cycle min	---	---	0	dB	DC > 98% defined

Evaluation bandwidth

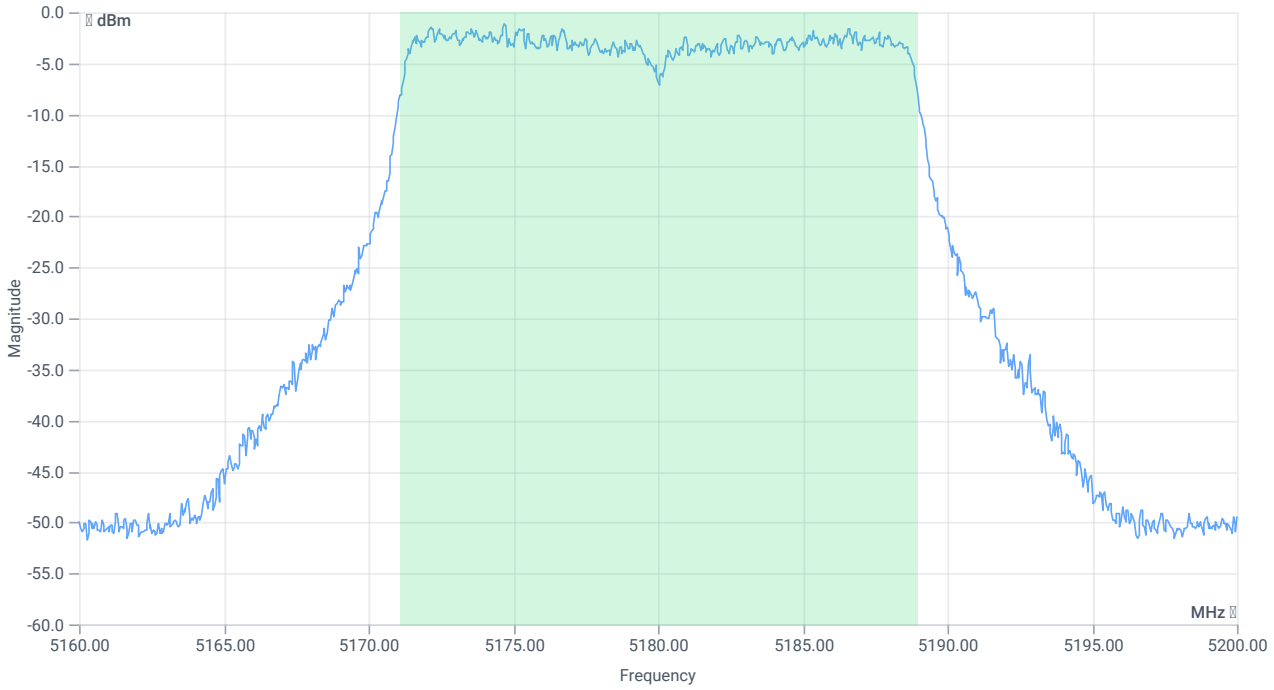

BW 99PCT

RESULT

DESCRIPTION	LOWER LIMIT	UPPER LIMIT	MEASURED	UNIT	VERDICT
Bandwidth 99%	---	---	17.862	MHz	INFO
T1 99%	---	---	5171.0889	MHz	INFO
T2 99%	---	---	5188.9510	MHz	INFO

Maximum Output Power

Antenna gain

Considered antenna gain [dBi]:	6.78 @ 5180 MHz

READ SA SETTINGS:

RefLevel [dBm] | RefLevelOffset [dB] | InpAtt [dB]	15.31 | 12.36 | 20
Start [MHz] | Stop [MHz]	5160.000 | 5200.000
RBW [MHz] | VBW [MHz]	1.000000 | 3.000000
Detector | TraceMode	RMS | MAXH
Sweep: time [ms] | count | points per Section | type	59600 | 1 | 161 | SWE

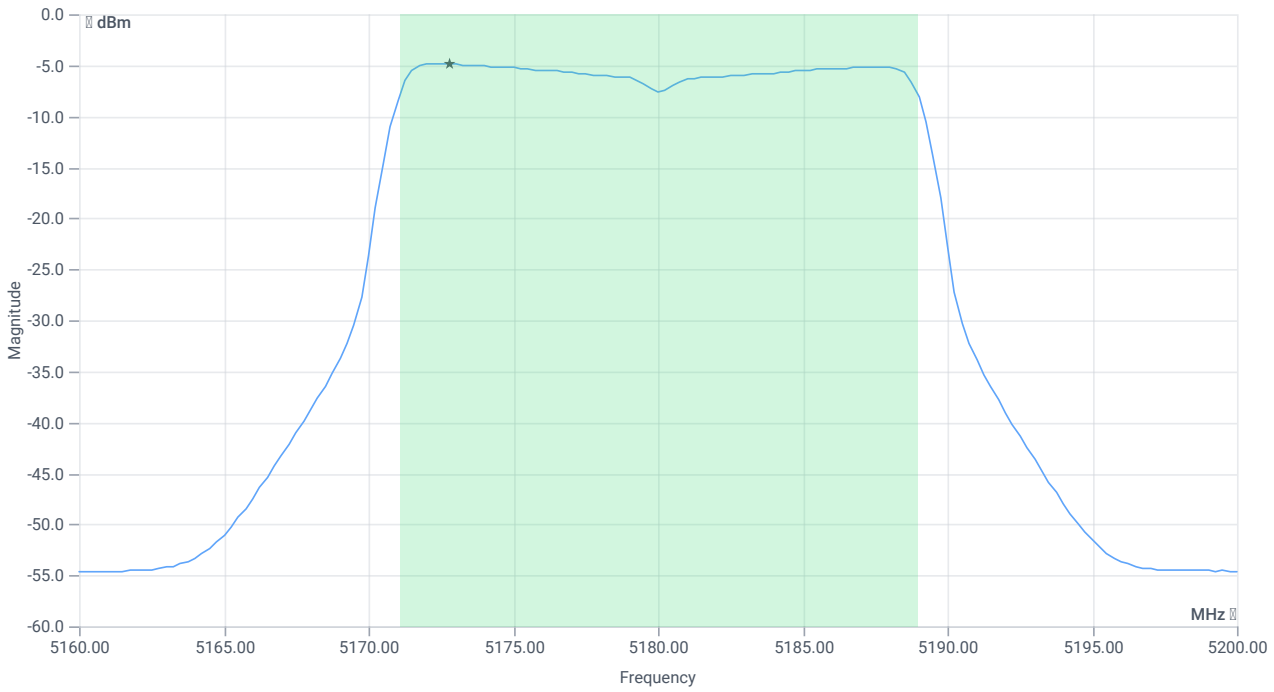

Max OP and PSD (without antenna gain)

RESULT

DESCRIPTION	LOWER LIMIT	UPPER LIMIT	MEASURED	UNIT	VERDICT
Vehicular use: No					
Max output power cond	---	---	6.55	dBm	INFO
Duty cycle correction	---	---	0	dB	INFO
Max output power DC corrected cond	---	---	6.55	dBm	INFO
LIMIT absolute eirp					
Max output power DC corrected eirp	---	23	13.33	dBm	PASS
LIMIT: 10 dBm + 10 log 17.862					

RESULT

DESCRIPTION	LOWER LIMIT	UPPER LIMIT	MEASURED	UNIT	VERDICT
Max output power DC corrected eirp	---	22.52	13.33	dBm	PASS
Power spectral density eirp	---		1.98	dBm/1MHz	INFO
Power spectral density DC corrected eirp	---	10	1.98	dBm/1MHz	PASS
LIMIT absolute cond (RSS-247 §6.2.1)					
Max output power DC corrected cond	---	24	6.55	dBm	PASS

Verdict
PASS

FCC 15.407 # Max output power and psd ~ WLAN5Gx ac-VHT20 mode U-NII-1

References

TC start	01.06.2026 11:23:23
Ambit temp (test rack) [°C] | humidity [rel%]	22.6 | 47
System version	6.0.7.5
Standard | Version	FCC 15.407 | NI
Method	KDB789033 D02, F., E.2.e.
Description	FCC 15.407 Max Output Power & PSD - WLAN5Gx ac-VHT20 mode U-NII-1
Information	

EUT Common Settings WLAN5Gx

Number of antenna ports	2
User Interaction	No
Device class U-NII-1 (FCC)	Client
Limit W52 japan	Standard
TPC supported	No
Vehicle use (ISED)	No

Equipment

Signal analyzer,Rohde&Schwarz,FSV-40,1307.9002K40/101042,3.71
Switch matrix,cetecom advanced GmbH,USM,B002,1.0.0

Test Parameter

Technology to test	WLAN5Gx ac-VHT20 mode
EUT port	EUT2
Temperature	nom
Voltage	nom
Frequency low to test	True | Freq [MHz] 5180
Frequency mid to test	False | Freq [MHz] 5200
Frequency high to test	False | Freq [MHz] 5240
Auto control enabled power supply | Climatic Box	No | No
Additional path loss [dB]	0
Full path type	EUT_SA_GEN_SIG
Full path name	EUT2.MP.SIG1/EUT2.SA/EUT2.GEN1/EUT2.GEN2/
Switch bits	00100010:00010001:00000000:00000001

Test at TX 5180 MHz

RESULT: Reference power cond.

DESCRIPTION	LOWER LIMIT	UPPER LIMIT	MEASURED	UNIT	VERDICT
Ref. power 1MHz/1MHz cond.	---	---	3.69	dBm	INFO
Ref. frequency	---	---	5172.610	MHz	INFO

Evaluation max. duty cycle

Duty cycle evaluation

DESCRIPTION	LOWER LIMIT	UPPER LIMIT	MEASURED	UNIT	VERDICT
Duty cycle min	---	---	0	dB	DC > 98% defined

Evaluation bandwidth

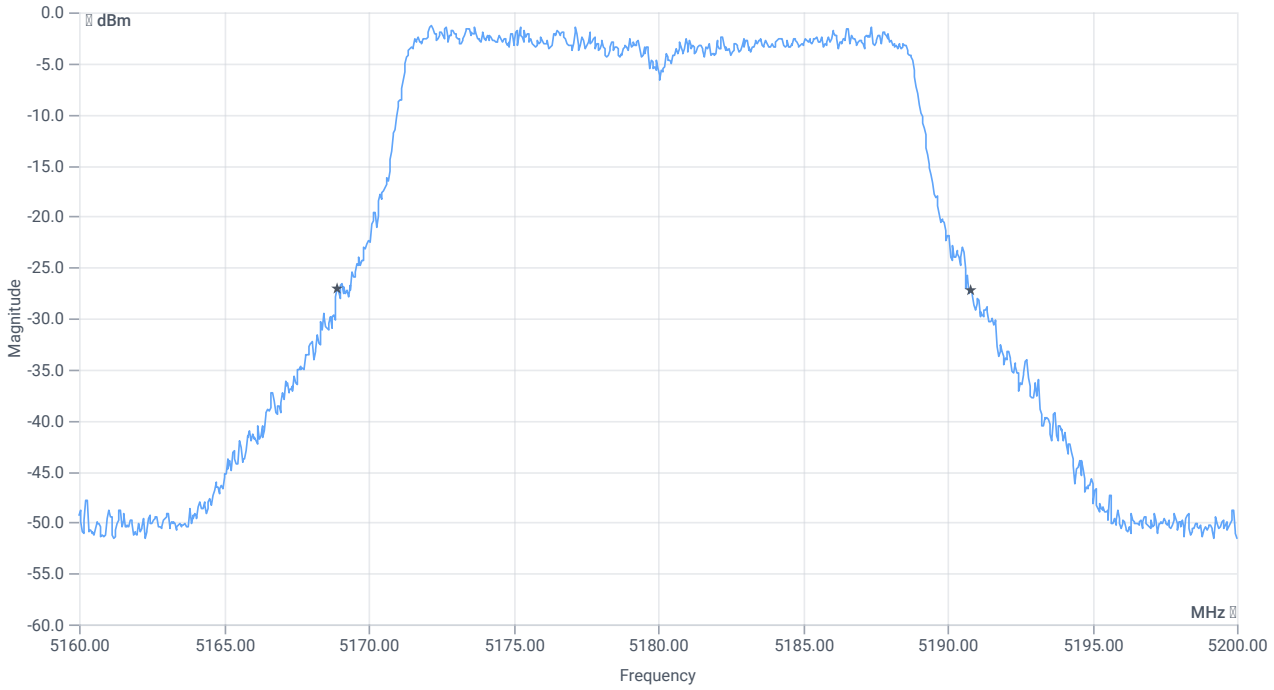

BW 26dB

RESULT

DESCRIPTION	LOWER LIMIT	UPPER LIMIT	MEASURED	UNIT	VERDICT
Bandwidth 26dB	---	---	21.88	MHz	INFO
T1 26dB	---	---	5168.9200	MHz	INFO
T2 26dB	---	---	5190.8000	MHz	INFO

Maximum Output Power

READ SA SETTINGS:

RefLevel [dBm] | RefLevelOffset [dB] | InpAtt [dB]	15.69 | 12.36 | 20
Start [MHz] | Stop [MHz]	5160.000 | 5200.000
RBW [MHz] | VBW [MHz]	1.000000 | 3.000000
Detector | TraceMode	RMS | MAXH
Sweep: time [ms] | count | points per Section | type	59600 | 1 | 161 | SWE

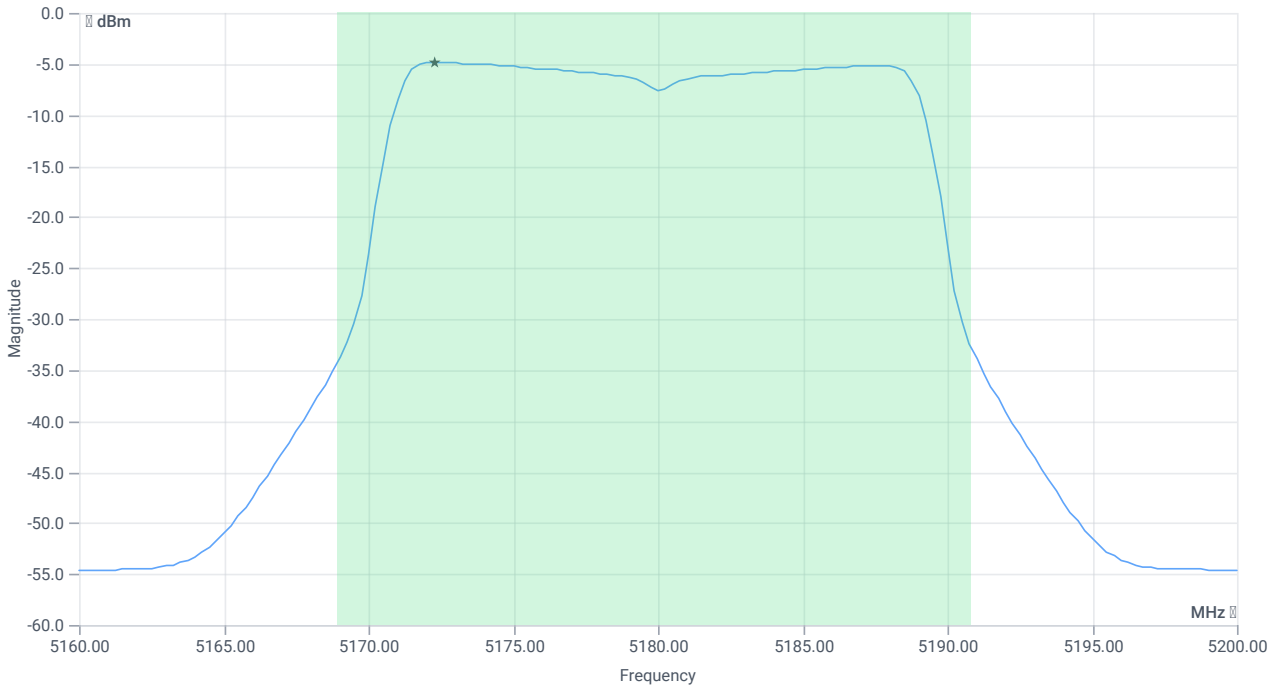

Max OP and PSD

RESULT

CONDUCTED LIMITS FOR MAX ANTENNA GAIN OF 6 D BI					
Description	Lower Limit	Upper Limit	Measured	Unit	Verdict
Max output power cond	---	---	6.65	dBm	INFO
Duty cycle correction	---	---	0	dB	INFO
LIMIT absolute:					
Max output power DC corrected cond	---	24	6.65	dBm	PASS
LIMIT: 11 dBm + 10 log 21.88					
Max output power DC corrected cond	---	24.4	6.65	dBm	na

Power spectral density

RESULT

CONDUCTED LIMITS FOR MAX ANTENNA GAIN OF 6 D BI

RESULT

CONDUCTED LIMITS FOR MAX ANTENNA GAIN OF 6 D BI					
Description	Lower Limit	Upper Limit	Measured	Unit	Verdict
Power spectral density cond	---	---	-4.79	dBm/1MHz	INFO
Duty cycle correction	---	---	0	dB	INFO
Power spectral density DC corrected cond	---	11	-4.79	dBm/1MHz	PASS

Verdict
PASS

NA # Peak output power 3MHz/3MHz ~ WLAN5Gx ac-VHT20 mode U-NII-1

References

TC start	01.06.2026 11:22:54
Ambit temp (test rack) [°C] | humidity [rel%]	22.6 | 48
System version	6.0.7.5
Standard | Version	NA | NI
Method	
Description	Peak OP 3MHz/3MHz - WLAN5Gx ac-VHT20 mode U-NII-1
Information	

EUT Common Settings WLAN5Gx

Number of antenna ports	2
User Interaction	No
Device class U-NII-1 (FCC)	Client
Limit W52 japan	Standard
TPC supported	No
Vehicle use (ISED)	No

Equipment

Signal analyzer,Rohde&Schwarz,FSV-40,1307.9002K40/101042,3.71
Switch matrix,cetecom advanced GmbH,USM,B002,1.0.0

Test Parameter

Technology to test	WLAN5Gx ac-VHT20 mode
EUT port	EUT2
Temperature	nom
Voltage	nom
Frequency low to test	True | Freq [MHz] 5180
Frequency mid to test	False | Freq [MHz] 5200
Frequency high to test	False | Freq [MHz] 5240
Auto control enabled power supply | Climatic Box	No | No
Additional path loss [dB]	0
Full path type	EUT_SA_GEN_SIG
Full path name	EUT2.MP.SIG1/EUT2.SA/EUT2.GEN1/EUT2.GEN2/
Switch bits	00100010:00010001:00000000:00000001

Test at TX 5180 MHz

RESULT: Reference power cond.

DESCRIPTION	LOWER LIMIT	UPPER LIMIT	MEASURED	UNIT	VERDICT
Ref. power 1MHz/1MHz cond.	---	---	3.29	dBm	INFO
Ref. frequency	---	---	5175.800	MHz	INFO

READ SA SETTINGS:

RefLevel [dBm] | RefLevelOffset [dB] | InpAtt [dB]	15.29 | 12.36 | 20
Start [MHz] | Stop [MHz]	5155.000 | 5205.000
RBW [MHz] | VBW [MHz]	3.000000 | 3.000000
Detector | TraceMode	POS | MAXH
Sweep: time [ms] | count | points per Section | type	300 | 20 | 1001 | SWE

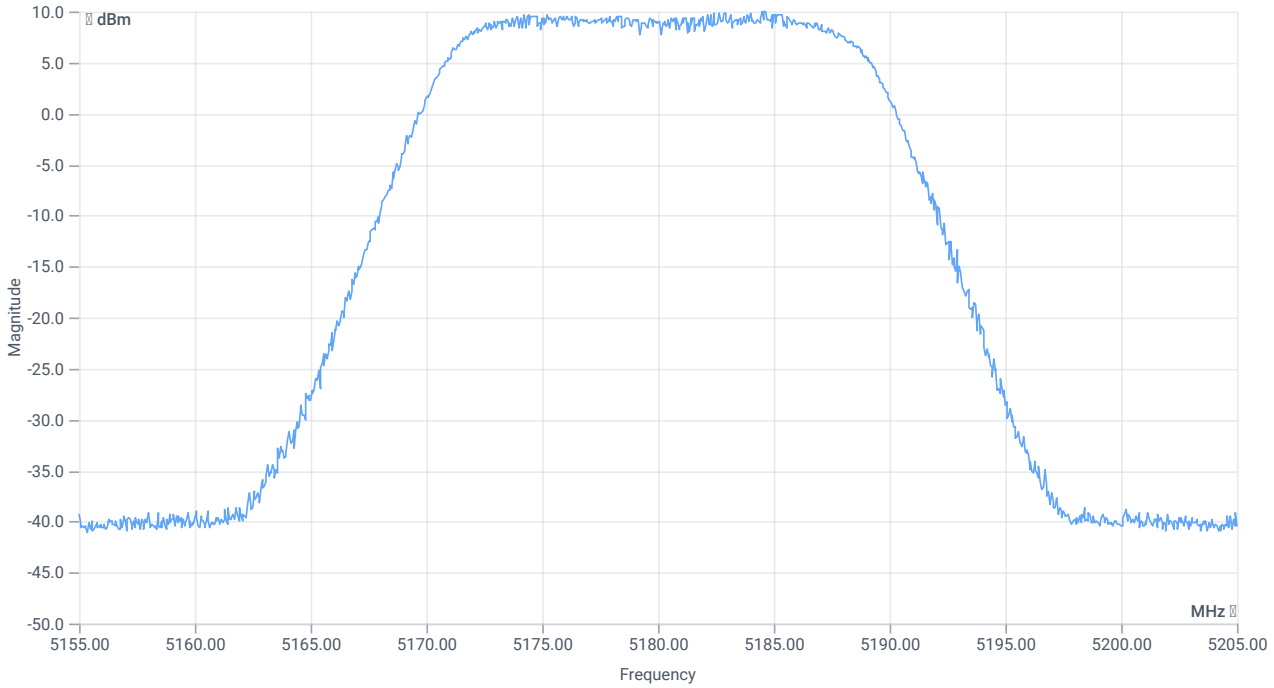

Peak output power

RESULT

DESCRIPTION	LOWER LIMIT	UPPER LIMIT	MEASURED	UNIT	VERDICT
Peak Power	---	---	9.99	dBm	INFO
Peak Power	---	---	9.977001	mW	INFO
Frequency at Peak	---	---	5184.496	MHz	INFO

Verdict
PASS

NA # Message with SA scan ~

References

TC start	01.06.2026 11:22:37
Ambit temp (test rack) [°C] | humidity [rel%]	22.6 | 48
System version	6.0.7.5
Standard | Version	NA | NI
Method	
Description	Message with SA Scan ac_VHT20_U_NII_1
Information	

Equipment

Signal analyzer,Rohde&Schwarz,FSV-40,1307.9002K40/101042,3.71
Switch matrix,cetecom advanced GmbH,USM,B002,1.0.0

Test Parameter

Full path type	EUT_SA_GEN_SIG
Full path name	EUT2.MP.SIG1/EUT2.SA/EUT2.GEN1/EUT2.GEN2/
Switch bits	00100010:00010001:00000000:00000001
Message start	01.06.2026 11:22:39
Message	set WLAN5Gx to ac_VHT20_U_NII_1, Frequency [MHz] 5180 , Information:

Verdict
INFO

FCC 15.407, ISED RSS247 # Bandwidths 99PCT and 26dB (UNII-3 20dB) ~ WLAN5Gx ac-VHT20 mode U-NII-1

References

TC start	01.06.2026 11:20:01
Ambit temp (test rack) [°C] | humidity [rel%]	22.6 | 48
System version	6.0.7.5
Standard | Version	FCC 15.407, ISED RSS247 | NI
Method	26dB Bandwidth KDB789033 D02, C.1 / ISED RSS-GEN
Description	FCC 15.407 Bandwidths - WLAN5Gx ac-VHT20 mode U-NII-1
Information	

EUT Common Settings WLAN5Gx

Number of antenna ports	2
User Interaction	No
Device class U-NII-1 (FCC)	Client
Limit W52 japan	Standard
TPC supported	No
Vehicle use (ISED)	No

Equipment

Signal analyzer,Rohde&Schwarz,FSV-40,1307.9002K40/101042,3.71
Switch matrix,cetecom advanced GmbH,USM,B002,1.0.0

Test Parameter

Technology to test	WLAN5Gx ac-VHT20 mode
EUT port	EUT1
Temperature	nom
Voltage	nom
Frequency low to test	False | Freq [MHz] 5180
Frequency mid to test	False | Freq [MHz] 5200
Frequency high to test	True | Freq [MHz] 5240
Auto control enabled power supply | Climatic Box	No | No
Additional path loss [dB]	0
Full path type	EUT_SA_GEN_SIG
Full path name	EUT1.MP.SIG1/EUT1.SA/EUT1.GEN1/EUT1.GEN2/
Switch bits	00010001:00010001:00000000:00000001

Test at TX 5240 MHz

RESULT: Reference power cond.

DESCRIPTION	LOWER LIMIT	UPPER LIMIT	MEASURED	UNIT	VERDICT
Ref. power 1MHz/1MHz cond.	---	---	6.02	dBm	INFO
Ref. frequency	---	---	5245.590	MHz	INFO

READ SA SETTINGS:

RefLevel [dBm] | RefLevelOffset [dB] | InpAtt [dB]	14.02 | 12.83 | 20
Start [MHz] | Stop [MHz]	5215.000 | 5265.000
RBW [MHz] | VBW [MHz]	0.300000 | 1.000000
Detector | TraceMode	POS | MAXH
Sweep: time [ms] | count | points per Section | type	1 | 2500 | 1001 | SWE

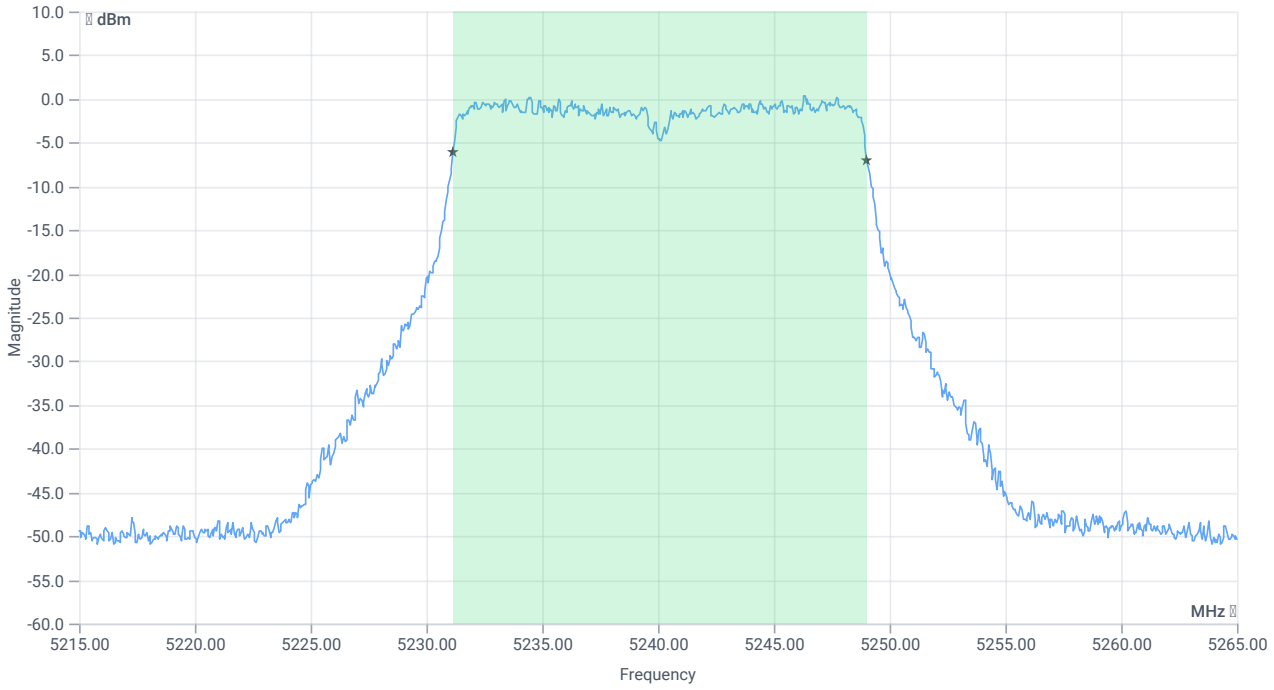

BW 99PCT

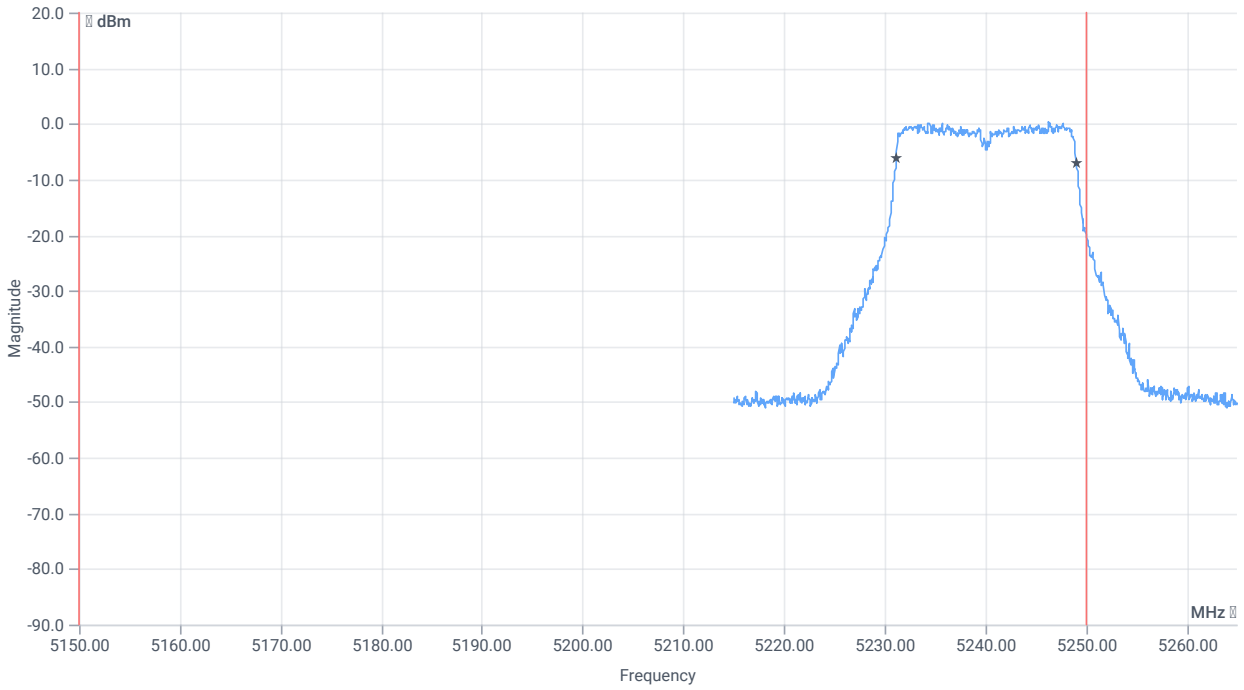

BW within band 99PCT

RESULT

DESCRIPTION	LOWER LIMIT	UPPER LIMIT	MEASURED	UNIT	VERDICT
Bandwidth 99%	---	---	17.832	MHz	INFO
T1 99%	5150.000000	---	5231.1588	MHz	PASS
T2 99%	---	5250.000000	5248.9910	MHz	PASS

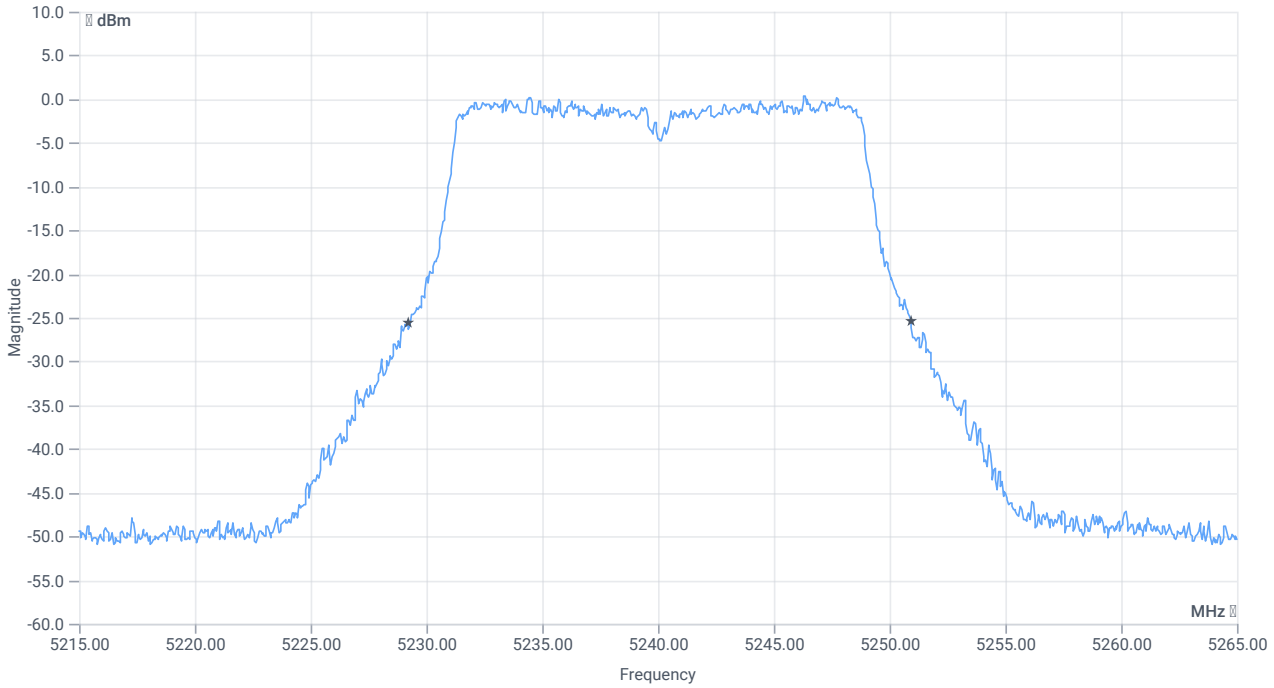

BW 26dB

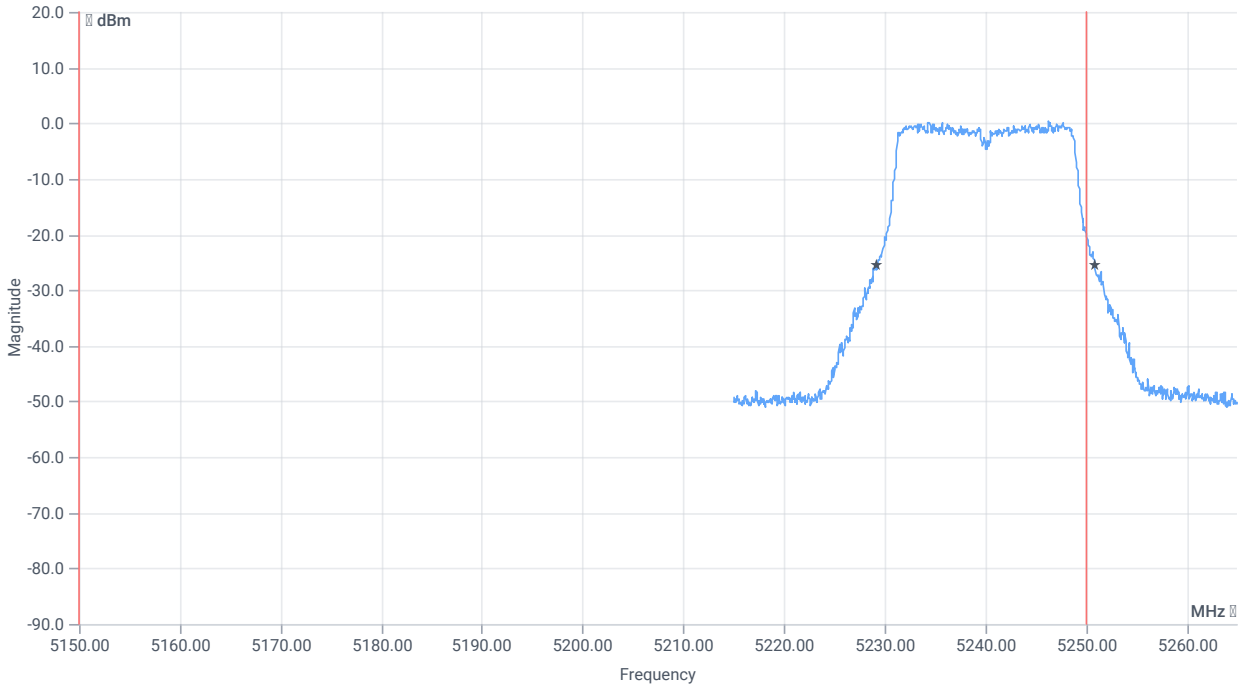

BW within band 26dB

RESULT

DESCRIPTION	LOWER LIMIT	UPPER LIMIT	MEASURED	UNIT	VERDICT
Bandwidth 26dB	---	---	21.7	MHz	INFO
T1 26dB	5150.000000	---	5229.2000	MHz	PASS
T2 26dB	---	5250.000000	5250.9000	MHz	DFS required

Verdict
PASS

ISED RSS247 # Max output power and psd ~ WLAN5Gx ac-VHT20 mode U-NII-1

References

TC start	01.06.2026 11:18:25
Ambit temp (test rack) [°C] | humidity [rel%]	22.5 | 48
System version	6.0.7.5
Standard | Version	ISED RSS247 | NI
Method	
Description	ISED Max Output Power & PSD - WLAN5Gx ac-VHT20 mode U-NII-1
Information	

EUT Common Settings WLAN5Gx

Number of antenna ports	2
User Interaction	No
Device class U-NII-1 (FCC)	Client
Limit W52 japan	Standard
TPC supported	No
Vehicle use (ISED)	No

Equipment

Signal analyzer,Rohde&Schwarz,FSV-40,1307.9002K40/101042,3.71
Switch matrix,cetecom advanced GmbH,USM,B002,1.0.0

Test Parameter

Technology to test	WLAN5Gx ac-VHT20 mode
EUT port	EUT1
Temperature	nom
Voltage	nom
Frequency low to test	False | Freq [MHz] 5180
Frequency mid to test	False | Freq [MHz] 5200
Frequency high to test	True | Freq [MHz] 5240
Auto control enabled power supply | Climatic Box	No | No
Additional path loss [dB]	0
Full path type	EUT_SA_GEN_SIG
Full path name	EUT1.MP.SIG1/EUT1.SA/EUT1.GEN1/EUT1.GEN2/
Switch bits	00010001:00010001:00000000:00000001

Test at TX 5240 MHz

RESULT: Reference power cond.

DESCRIPTION	LOWER LIMIT	UPPER LIMIT	MEASURED	UNIT	VERDICT
Ref. power 1MHz/1MHz cond.	---	---	5.00	dBm	INFO
Ref. frequency	---	---	5232.210	MHz	INFO

Evaluation max. duty cycle

Duty cycle evaluation

DESCRIPTION	LOWER LIMIT	UPPER LIMIT	MEASURED	UNIT	VERDICT
Duty cycle min	---	---	0	dB	DC > 98% defined

Evaluation bandwidth

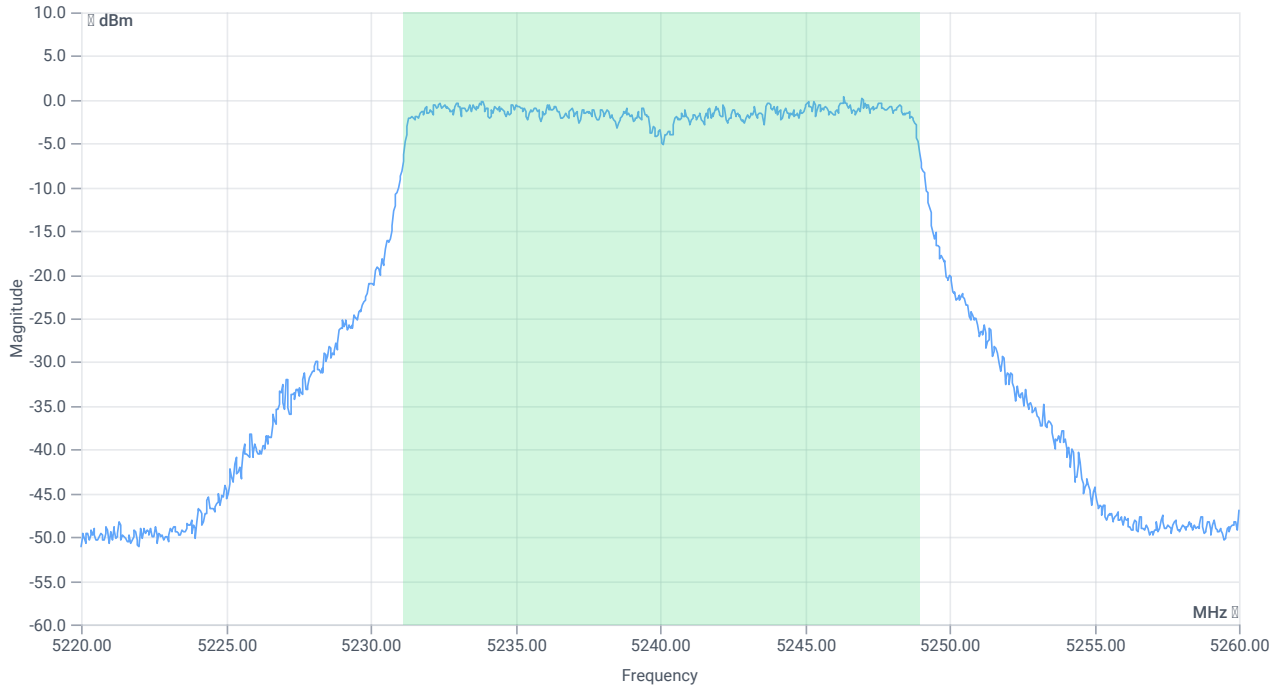

BW 99PCT

RESULT

DESCRIPTION	LOWER LIMIT	UPPER LIMIT	MEASURED	UNIT	VERDICT
Bandwidth 99%	---	---	17.822	MHz	INFO
T1 99%	---	---	5231.1688	MHz	INFO
T2 99%	---	---	5248.9910	MHz	INFO

Maximum Output Power

Antenna gain

Considered antenna gain [dBi]:	6.78 @ 5240 MHz

READ SA SETTINGS:

RefLevel [dBm] | RefLevelOffset [dB] | InpAtt [dB]	17.00 | 12.83 | 20
Start [MHz] | Stop [MHz]	5220.000 | 5260.000
RBW [MHz] | VBW [MHz]	1.000000 | 3.000000
Detector | TraceMode	RMS | MAXH
Sweep: time [ms] | count | points per Section | type	59600 | 1 | 161 | SWE

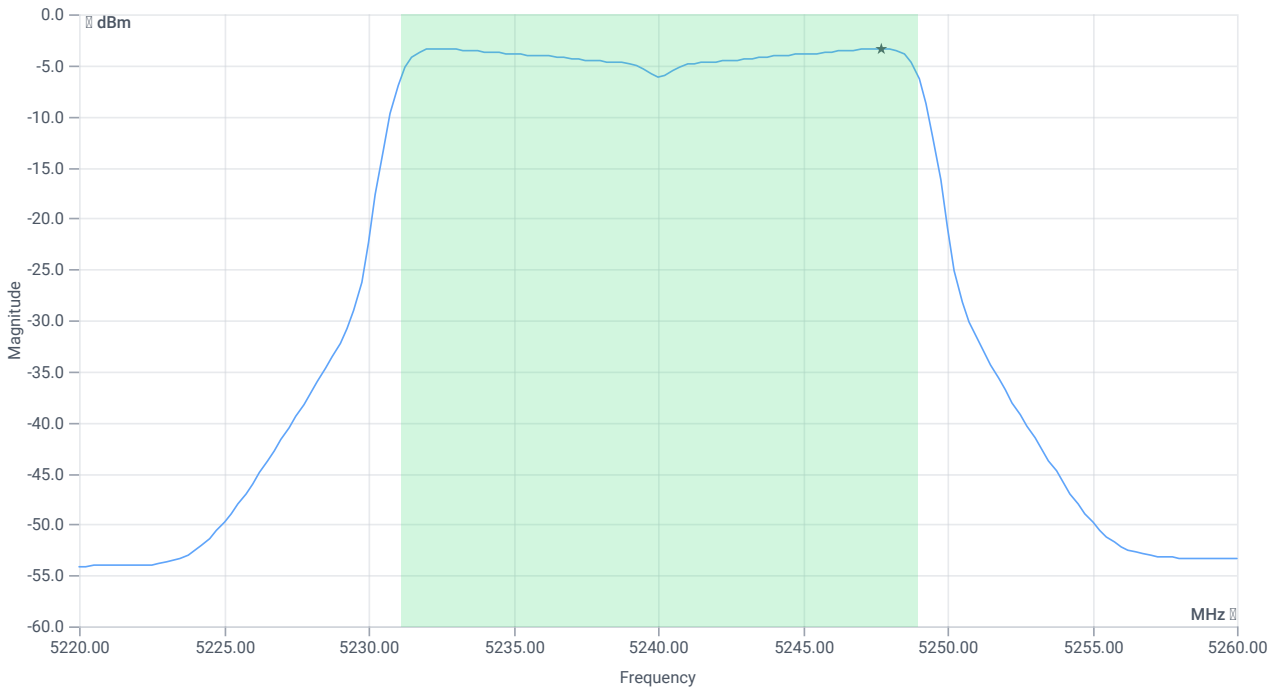

Max OP and PSD (without antenna gain)

RESULT

DESCRIPTION	LOWER LIMIT	UPPER LIMIT	MEASURED	UNIT	VERDICT
Vehicular use: No					
Max output power cond	---	---	8.06	dBm	INFO
Duty cycle correction	---	---	0	dB	INFO
Max output power DC corrected cond	---	---	8.06	dBm	INFO
LIMIT absolute eirp					
Max output power DC corrected eirp	---	23	14.84	dBm	PASS
LIMIT: 10 dBm + 10 log 17.822					

RESULT

DESCRIPTION	LOWER LIMIT	UPPER LIMIT	MEASURED	UNIT	VERDICT
Max output power DC corrected eirp	---	22.51	14.84	dBm	PASS
Power spectral density eirp	---		3.41	dBm/1MHz	INFO
Power spectral density DC corrected eirp	---	10	3.41	dBm/1MHz	PASS
LIMIT absolute cond (RSS-247 §6.2.1)					
Max output power DC corrected cond	---	24	8.06	dBm	PASS

Verdict
PASS

FCC 15.407 # Max output power and psd ~ WLAN5Gx ac-VHT20 mode U-NII-1

References

TC start	01.06.2026 11:16:50
Ambit temp (test rack) [°C] | humidity [rel%]	22.5 | 48
System version	6.0.7.5
Standard | Version	FCC 15.407 | NI
Method	KDB789033 D02, F., E.2.e.
Description	FCC 15.407 Max Output Power & PSD - WLAN5Gx ac-VHT20 mode U-NII-1
Information	

EUT Common Settings WLAN5Gx

Number of antenna ports	2
User Interaction	No
Device class U-NII-1 (FCC)	Client
Limit W52 japan	Standard
TPC supported	No
Vehicle use (ISED)	No

Equipment

Signal analyzer,Rohde&Schwarz,FSV-40,1307.9002K40/101042,3.71
Switch matrix,cetecom advanced GmbH,USM,B002,1.0.0

Test Parameter

Technology to test	WLAN5Gx ac-VHT20 mode
EUT port	EUT1
Temperature	nom
Voltage	nom
Frequency low to test	False | Freq [MHz] 5180
Frequency mid to test	False | Freq [MHz] 5200
Frequency high to test	True | Freq [MHz] 5240
Auto control enabled power supply | Climatic Box	No | No
Additional path loss [dB]	0
Full path type	EUT_SA_GEN_SIG
Full path name	EUT1.MP.SIG1/EUT1.SA/EUT1.GEN1/EUT1.GEN2/
Switch bits	00010001:00010001:00000000:00000001

Test at TX 5240 MHz

RESULT: Reference power cond.

DESCRIPTION	LOWER LIMIT	UPPER LIMIT	MEASURED	UNIT	VERDICT
Ref. power 1MHz/1MHz cond.	---	---	4.77	dBm	INFO
Ref. frequency	---	---	5245.390	MHz	INFO

Evaluation max. duty cycle

Duty cycle evaluation

DESCRIPTION	LOWER LIMIT	UPPER LIMIT	MEASURED	UNIT	VERDICT
Duty cycle min	---	---	0	dB	DC > 98% defined

Evaluation bandwidth

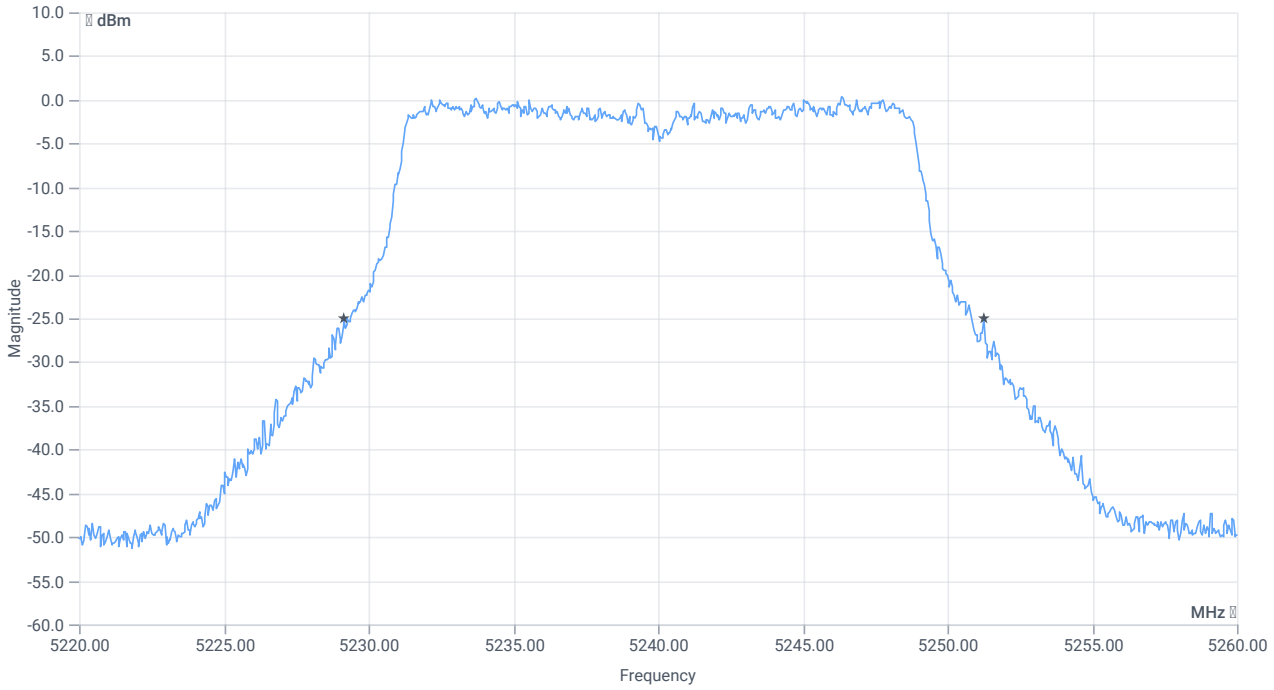

BW 26dB

RESULT

DESCRIPTION	LOWER LIMIT	UPPER LIMIT	MEASURED	UNIT	VERDICT
Bandwidth 26dB	---	---	22.12	MHz	INFO
T1 26dB	---	---	5229.1600	MHz	INFO
T2 26dB	---	---	5251.2800	MHz	INFO

Maximum Output Power

READ SA SETTINGS:

RefLevel [dBm] | RefLevelOffset [dB] | InpAtt [dB]	16.77 | 12.83 | 20
Start [MHz] | Stop [MHz]	5220.000 | 5260.000
RBW [MHz] | VBW [MHz]	1.000000 | 3.000000
Detector | TraceMode	RMS | MAXH
Sweep: time [ms] | count | points per Section | type	59600 | 1 | 161 | SWE

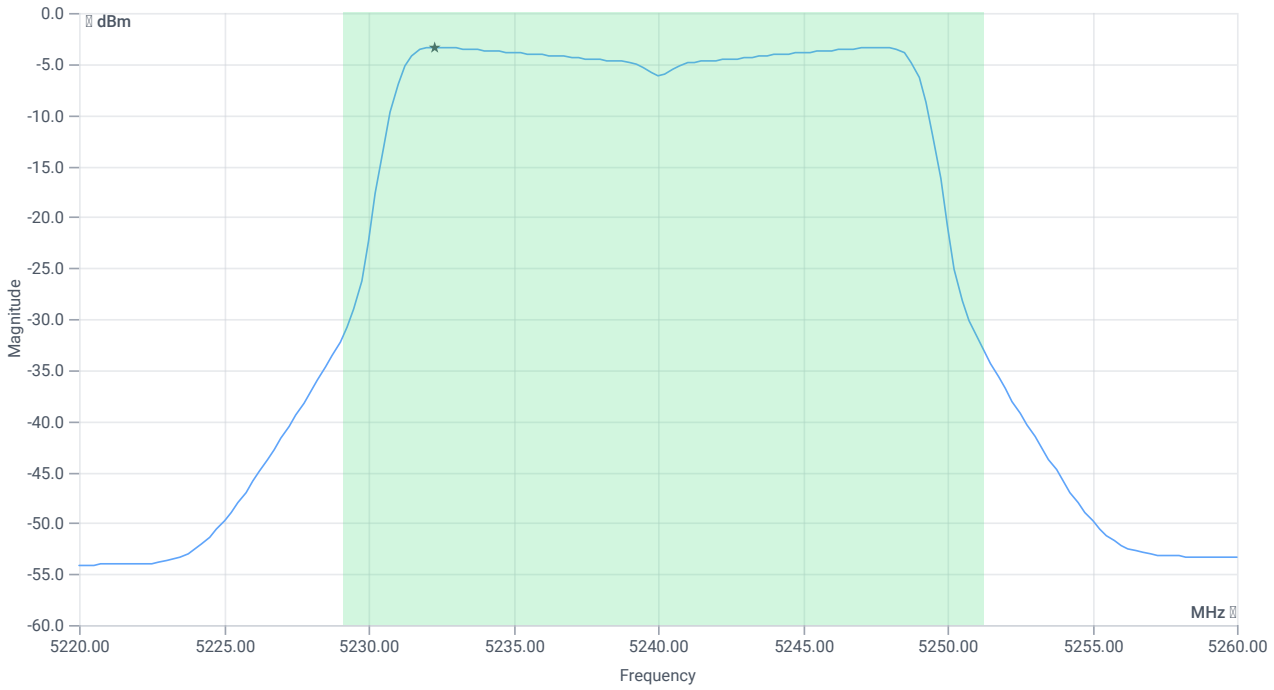

Max OP and PSD

RESULT

CONDUCTED LIMITS FOR MAX ANTENNA GAIN OF 6 D BI					
Description	Lower Limit	Upper Limit	Measured	Unit	Verdict
Max output power cond	---	---	8.17	dBm	INFO
Duty cycle correction	---	---	0	dB	INFO
LIMIT absolute:					
Max output power DC corrected cond	---	24	8.17	dBm	PASS
LIMIT: 11 dBm + 10 log 22.12					
Max output power DC corrected cond	---	24.45	8.17	dBm	na

Power spectral density

RESULT

CONDUCTED LIMITS FOR MAX ANTENNA GAIN OF 6 D BI

RESULT

CONDUCTED LIMITS FOR MAX ANTENNA GAIN OF 6 D BI					
Description	Lower Limit	Upper Limit	Measured	Unit	Verdict
Power spectral density cond	---	---	-3.36	dBm/1MHz	INFO
Duty cycle correction	---	---	0	dB	INFO
Power spectral density DC corrected cond	---	11	-3.36	dBm/1MHz	PASS

Verdict
PASS

NA # Peak output power 3MHz/3MHz ~ WLAN5Gx ac-VHT20 mode U-NII-1

References

TC start	01.06.2026 11:16:22
Ambit temp (test rack) [°C] | humidity [rel%]	22.5 | 48
System version	6.0.7.5
Standard | Version	NA | NI
Method	
Description	Peak OP 3MHz/3MHz - WLAN5Gx ac-VHT20 mode U-NII-1
Information	

EUT Common Settings WLAN5Gx

Number of antenna ports	2
User Interaction	No
Device class U-NII-1 (FCC)	Client
Limit W52 japan	Standard
TPC supported	No
Vehicle use (ISED)	No

Equipment

Signal analyzer,Rohde&Schwarz,FSV-40,1307.9002K40/101042,3.71
Switch matrix,cetecom advanced GmbH,USM,B002,1.0.0

Test Parameter

Technology to test	WLAN5Gx ac-VHT20 mode
EUT port	EUT1
Temperature	nom
Voltage	nom
Frequency low to test	False | Freq [MHz] 5180
Frequency mid to test	False | Freq [MHz] 5200
Frequency high to test	True | Freq [MHz] 5240
Auto control enabled power supply | Climatic Box	No | No
Additional path loss [dB]	0
Full path type	EUT_SA_GEN_SIG
Full path name	EUT1.MP.SIG1/EUT1.SA/EUT1.GEN1/EUT1.GEN2/
Switch bits	00010001:00010001:00000000:00000001

Test at TX 5240 MHz

RESULT: Reference power cond.

DESCRIPTION	LOWER LIMIT	UPPER LIMIT	MEASURED	UNIT	VERDICT
Ref. power 1MHz/1MHz cond.	---	---	5.22	dBm	INFO
Ref. frequency	---	---	5245.990	MHz	INFO

READ SA SETTINGS:

RefLevel [dBm] | RefLevelOffset [dB] | InpAtt [dB]	17.22 | 12.83 | 20
Start [MHz] | Stop [MHz]	5215.000 | 5265.000
RBW [MHz] | VBW [MHz]	3.000000 | 3.000000
Detector | TraceMode	POS | MAXH
Sweep: time [ms] | count | points per Section | type	300 | 20 | 1001 | SWE

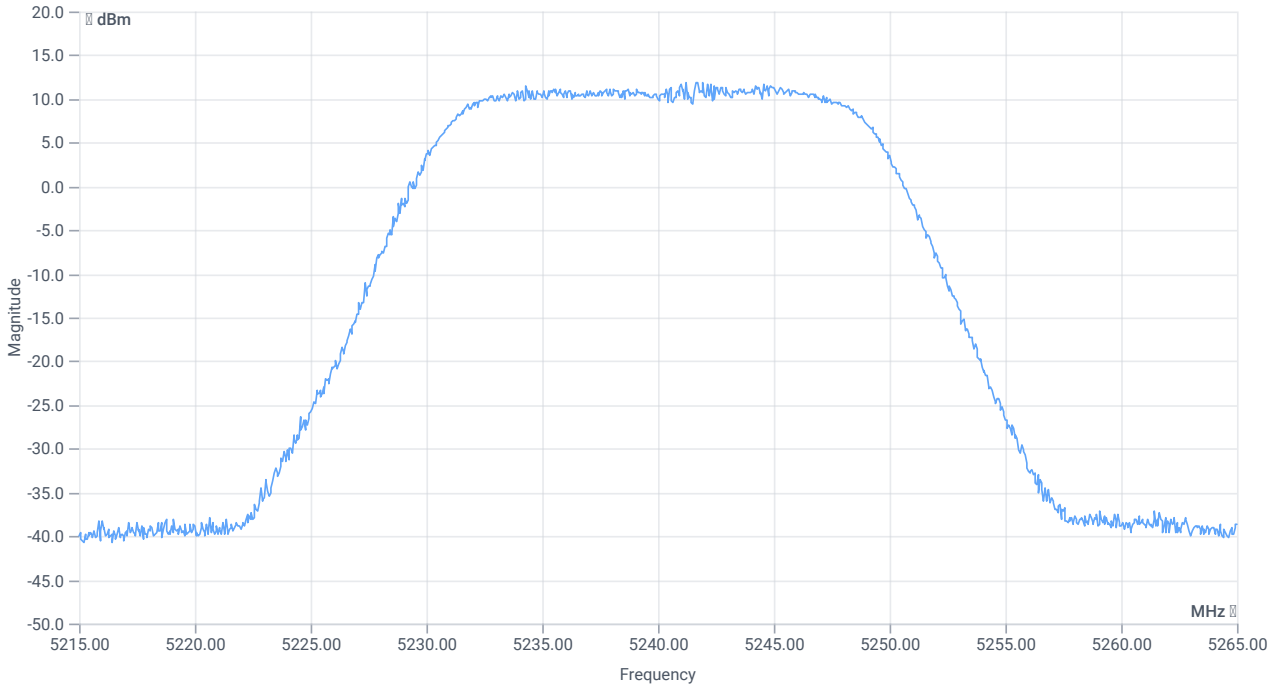

Peak output power

RESULT

DESCRIPTION	LOWER LIMIT	UPPER LIMIT	MEASURED	UNIT	VERDICT
Peak Power	---	---	11.89	dBm	INFO
Peak Power	---	---	15.452544	mW	INFO
Frequency at Peak	---	---	5241.698	MHz	INFO

Verdict
PASS

NA # Message with SA scan ~

References

TC start	01.06.2026 11:15:41
Ambit temp (test rack) [°C] | humidity [rel%]	22.5 | 48
System version	6.0.7.5
Standard | Version	NA | NI
Method	
Description	Message with SA Scan ac_VHT20_U_NII_1
Information	

Equipment

Signal analyzer,Rohde&Schwarz,FSV-40,1307.9002K40/101042,3.71
Switch matrix,cetecom advanced GmbH,USM,B002,1.0.0

Test Parameter

Full path type	EUT_SA_GEN_SIG
Full path name	EUT1.MP.SIG1/EUT1.SA/EUT1.GEN1/EUT1.GEN2/
Switch bits	00010001:00010001:00000000:00000001
Message start	01.06.2026 11:15:43
Message	set WLAN5Gx to ac_VHT20_U_NII_1, Frequency [MHz] 5240 Information:

Verdict
INFO

FCC 15.407, ISED RSS247 # Bandwidths 99PCT and 26dB (UNII-3 20dB) ~ WLAN5Gx ac-VHT20 mode U-NII-1

References

TC start	01.06.2026 11:15:00
Ambit temp (test rack) [°C] | humidity [rel%]	22.5 | 48
System version	6.0.7.5
Standard | Version	FCC 15.407, ISED RSS247 | NI
Method	26dB Bandwidth KDB789033 D02, C.1 / ISED RSS-GEN
Description	FCC 15.407 Bandwidths - WLAN5Gx ac-VHT20 mode U-NII-1
Information	

EUT Common Settings WLAN5Gx

Number of antenna ports	2
User Interaction	No
Device class U-NII-1 (FCC)	Client
Limit W52 japan	Standard
TPC supported	No
Vehicle use (ISED)	No

Equipment

Signal analyzer,Rohde&Schwarz,FSV-40,1307.9002K40/101042,3.71
Switch matrix,cetecom advanced GmbH,USM,B002,1.0.0

Test Parameter

Technology to test	WLAN5Gx ac-VHT20 mode
EUT port	EUT1
Temperature	nom
Voltage	nom
Frequency low to test	False | Freq [MHz] 5180
Frequency mid to test	True | Freq [MHz] 5200
Frequency high to test	False | Freq [MHz] 5240
Auto control enabled power supply | Climatic Box	No | No
Additional path loss [dB]	0
Full path type	EUT_SA_GEN_SIG
Full path name	EUT1.MP.SIG1/EUT1.SA/EUT1.GEN1/EUT1.GEN2/
Switch bits	00010001:00010001:00000000:00000001

Test at TX 5200 MHz

RESULT: Reference power cond.

DESCRIPTION	LOWER LIMIT	UPPER LIMIT	MEASURED	UNIT	VERDICT
Ref. power 1MHz/1MHz cond.	---	---	3.87	dBm	INFO
Ref. frequency	---	---	5207.790	MHz	INFO

READ SA SETTINGS:

RefLevel [dBm] | RefLevelOffset [dB] | InpAtt [dB]	11.87 | 12.93 | 15
Start [MHz] | Stop [MHz]	5175.000 | 5225.000
RBW [MHz] | VBW [MHz]	0.300000 | 1.000000
Detector | TraceMode	POS | MAXH
Sweep: time [ms] | count | points per Section | type	1 | 2500 | 1001 | SWE

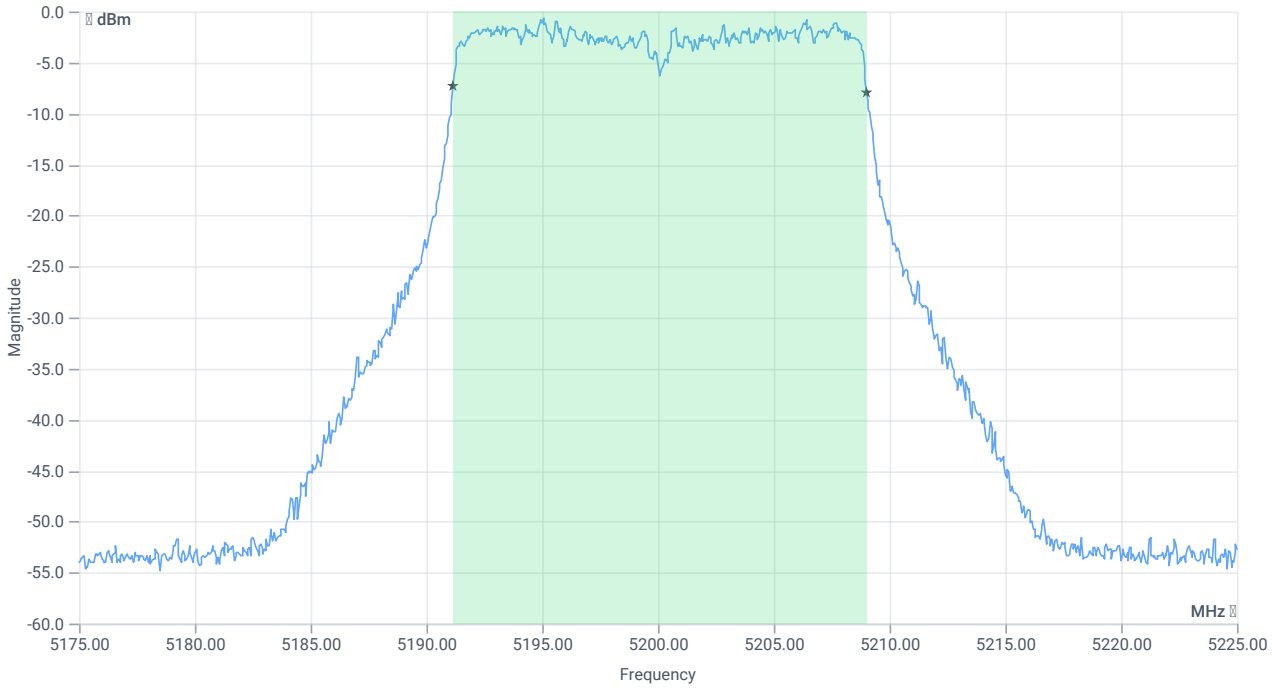

BW 99PCT

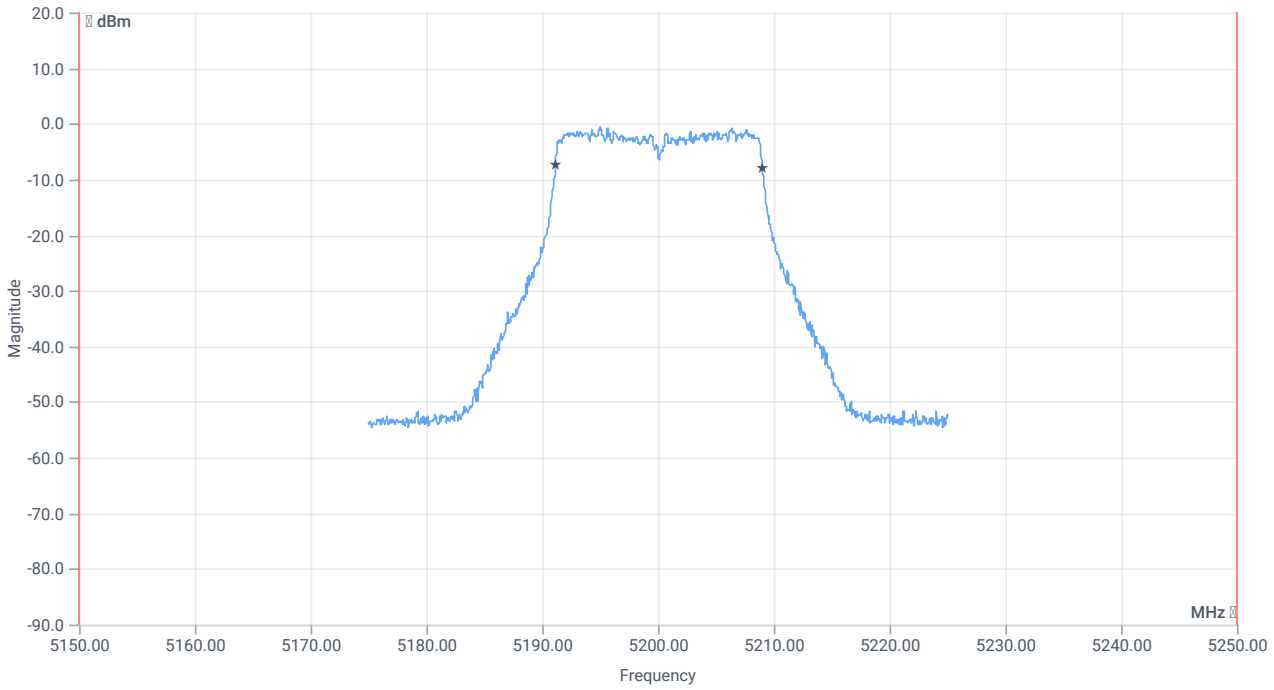

BW within band 99PCT

RESULT

DESCRIPTION	LOWER LIMIT	UPPER LIMIT	MEASURED	UNIT	VERDICT
Bandwidth 99%	---	---	17.832	MHz	INFO
T1 99%	5150.000000	---	5191.1588	MHz	PASS
T2 99%	---	5250.000000	5208.9910	MHz	PASS

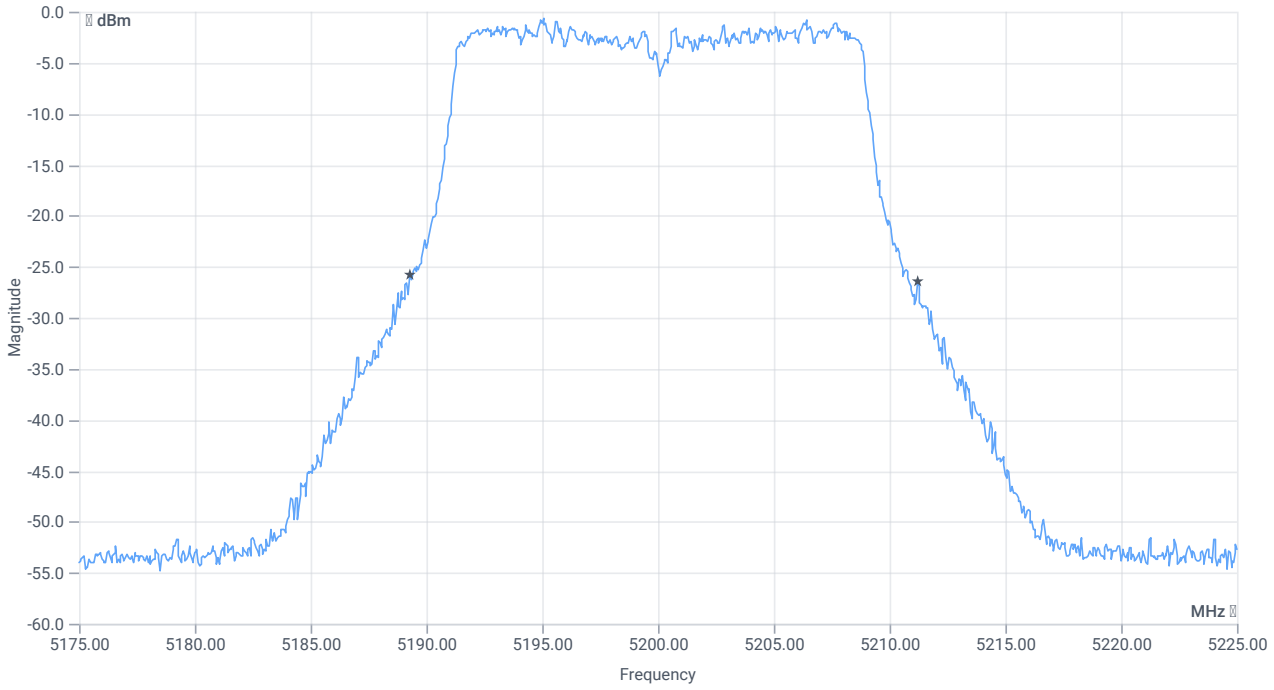

BW 26dB

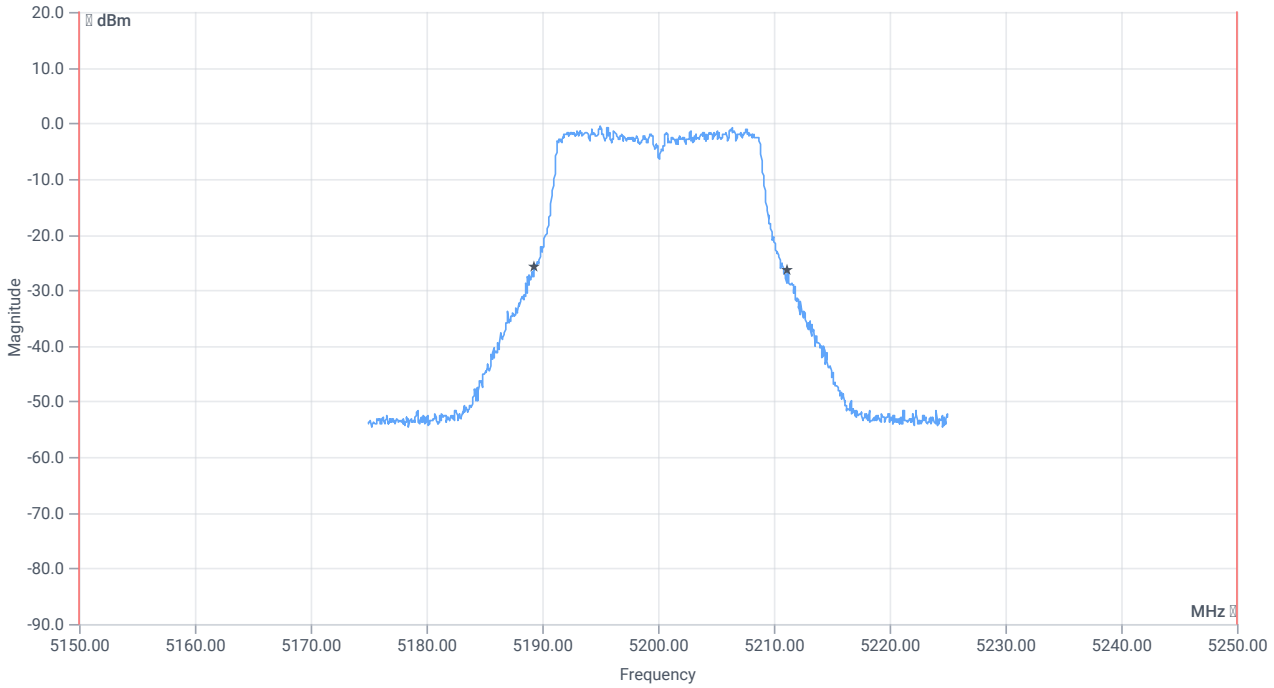

BW within band 26dB

RESULT

DESCRIPTION	LOWER LIMIT	UPPER LIMIT	MEASURED	UNIT	VERDICT
Bandwidth 26dB	---	---	21.9	MHz	INFO
T1 26dB	5150.000000	---	5189.3000	MHz	PASS
T2 26dB	---	5250.000000	5211.2000	MHz	PASS

Verdict
PASS

ISED RSS247 # Max output power and psd ~ WLAN5Gx ac-VHT20 mode U-NII-1

References

TC start	01.06.2026 11:13:24
Ambit temp (test rack) [°C] | humidity [rel%]	22.4 | 48
System version	6.0.7.5
Standard | Version	ISED RSS247 | NI
Method	
Description	ISED Max Output Power & PSD - WLAN5Gx ac-VHT20 mode U-NII-1
Information	

EUT Common Settings WLAN5Gx

Number of antenna ports	2
User Interaction	No
Device class U-NII-1 (FCC)	Client
Limit W52 japan	Standard
TPC supported	No
Vehicle use (ISED)	No

Equipment

Signal analyzer,Rohde&Schwarz,FSV-40,1307.9002K40/101042,3.71
Switch matrix,cetecom advanced GmbH,USM,B002,1.0.0

Test Parameter

Technology to test	WLAN5Gx ac-VHT20 mode
EUT port	EUT1
Temperature	nom
Voltage	nom
Frequency low to test	False | Freq [MHz] 5180
Frequency mid to test	True | Freq [MHz] 5200
Frequency high to test	False | Freq [MHz] 5240
Auto control enabled power supply | Climatic Box	No | No
Additional path loss [dB]	0
Full path type	EUT_SA_GEN_SIG
Full path name	EUT1.MP.SIG1/EUT1.SA/EUT1.GEN1/EUT1.GEN2/
Switch bits	00010001:00010001:00000000:00000001

Test at TX 5200 MHz

RESULT: Reference power cond.

DESCRIPTION	LOWER LIMIT	UPPER LIMIT	MEASURED	UNIT	VERDICT
Ref. power 1MHz/1MHz cond.	---	---	3.87	dBm	INFO
Ref. frequency	---	---	5194.210	MHz	INFO

Evaluation max. duty cycle

Duty cycle evaluation

DESCRIPTION	LOWER LIMIT	UPPER LIMIT	MEASURED	UNIT	VERDICT
Duty cycle min	---	---	0	dB	DC > 98% defined

Evaluation bandwidth

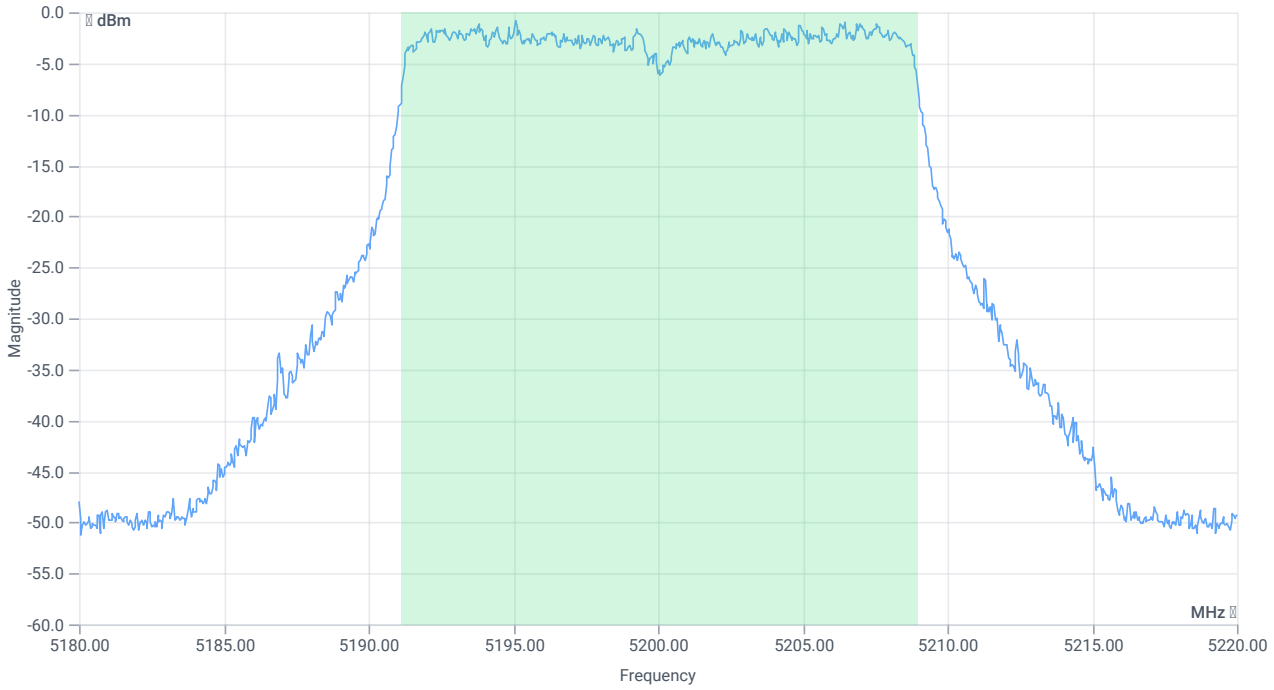

BW 99PCT

RESULT

DESCRIPTION	LOWER LIMIT	UPPER LIMIT	MEASURED	UNIT	VERDICT
Bandwidth 99%	---	---	17.782	MHz	INFO
T1 99%	---	---	5191.1688	MHz	INFO
T2 99%	---	---	5208.9510	MHz	INFO

Maximum Output Power

Antenna gain

Considered antenna gain [dBi]:	6.78 @ 5200 MHz

READ SA SETTINGS:

RefLevel [dBm] | RefLevelOffset [dB] | InpAtt [dB]	15.87 | 12.93 | 20
Start [MHz] | Stop [MHz]	5180.000 | 5220.000
RBW [MHz] | VBW [MHz]	1.000000 | 3.000000
Detector | TraceMode	RMS | MAXH
Sweep: time [ms] | count | points per Section | type	59600 | 1 | 161 | SWE

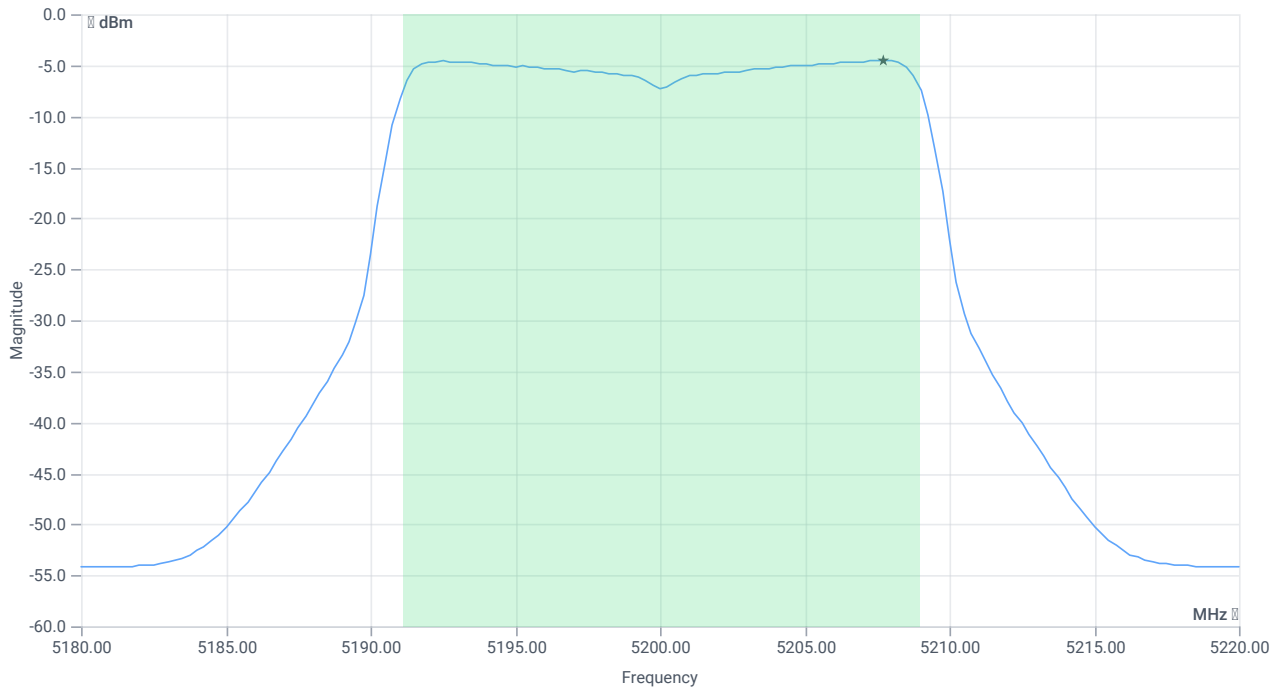

Max OP and PSD (without antenna gain)

RESULT

DESCRIPTION	LOWER LIMIT	UPPER LIMIT	MEASURED	UNIT	VERDICT
Vehicular use: No					
Max output power cond	---	---	6.89	dBm	INFO
Duty cycle correction	---	---	0	dB	INFO
Max output power DC corrected cond	---	---	6.89	dBm	INFO
LIMIT absolute eirp					
Max output power DC corrected eirp	---	23	13.67	dBm	PASS
LIMIT: 10 dBm + 10 log 17.782					

RESULT

DESCRIPTION	LOWER LIMIT	UPPER LIMIT	MEASURED	UNIT	VERDICT
Max output power DC corrected eirp	---	22.5	13.67	dBm	PASS
Power spectral density eirp	---		2.31	dBm/1MHz	INFO
Power spectral density DC corrected eirp	---	10	2.31	dBm/1MHz	PASS
LIMIT absolute cond (RSS-247 §6.2.1)					
Max output power DC corrected cond	---	24	6.89	dBm	PASS

Verdict
PASS

FCC 15.407 # Max output power and psd ~ WLAN5Gx ac-VHT20 mode U-NII-1

References

TC start	01.06.2026 11:11:45
Ambit temp (test rack) [°C] | humidity [rel%]	22.4 | 48
System version	6.0.7.5
Standard | Version	FCC 15.407 | NI
Method	KDB789033 D02, F., E.2.e.
Description	FCC 15.407 Max Output Power & PSD - WLAN5Gx ac-VHT20 mode U-NII-1
Information	

EUT Common Settings WLAN5Gx

Number of antenna ports	2
User Interaction	No
Device class U-NII-1 (FCC)	Client
Limit W52 japan	Standard
TPC supported	No
Vehicle use (ISED)	No

Equipment

Signal analyzer,Rohde&Schwarz,FSV-40,1307.9002K40/101042,3.71
Switch matrix,cetecom advanced GmbH,USM,B002,1.0.0

Test Parameter

Technology to test	WLAN5Gx ac-VHT20 mode
EUT port	EUT1
Temperature	nom
Voltage	nom
Frequency low to test	False | Freq [MHz] 5180
Frequency mid to test	True | Freq [MHz] 5200
Frequency high to test	False | Freq [MHz] 5240
Auto control enabled power supply | Climatic Box	No | No
Additional path loss [dB]	0
Full path type	EUT_SA_GEN_SIG
Full path name	EUT1.MP.SIG1/EUT1.SA/EUT1.GEN1/EUT1.GEN2/
Switch bits	00010001:00010001:00000000:00000001

Test at TX 5200 MHz

RESULT: Reference power cond.

DESCRIPTION	LOWER LIMIT	UPPER LIMIT	MEASURED	UNIT	VERDICT
Ref. power 1MHz/1MHz cond.	---	---	4.79	dBm	INFO
Ref. frequency	---	---	5194.210	MHz	INFO

Evaluation max. duty cycle

Duty cycle evaluation

DESCRIPTION	LOWER LIMIT	UPPER LIMIT	MEASURED	UNIT	VERDICT
Duty cycle min	---	---	0	dB	DC > 98% defined

Evaluation bandwidth

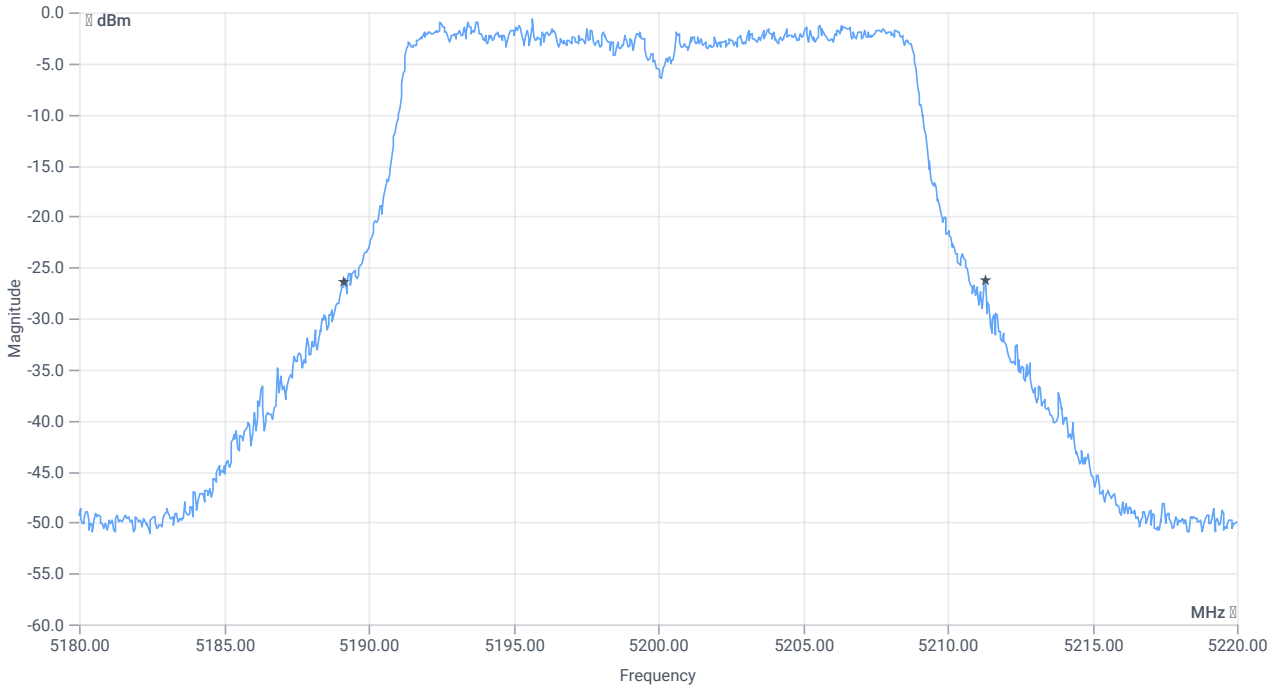

BW 26dB

RESULT

DESCRIPTION	LOWER LIMIT	UPPER LIMIT	MEASURED	UNIT	VERDICT
Bandwidth 26dB	---	---	22.16	MHz	INFO
T1 26dB	---	---	5189.1600	MHz	INFO
T2 26dB	---	---	5211.3200	MHz	INFO

Maximum Output Power

READ SA SETTINGS:

RefLevel [dBm] | RefLevelOffset [dB] | InpAtt [dB]	16.79 | 12.93 | 20
Start [MHz] | Stop [MHz]	5180.000 | 5220.000
RBW [MHz] | VBW [MHz]	1.000000 | 3.000000
Detector | TraceMode	RMS | MAXH
Sweep: time [ms] | count | points per Section | type	59600 | 1 | 161 | SWE

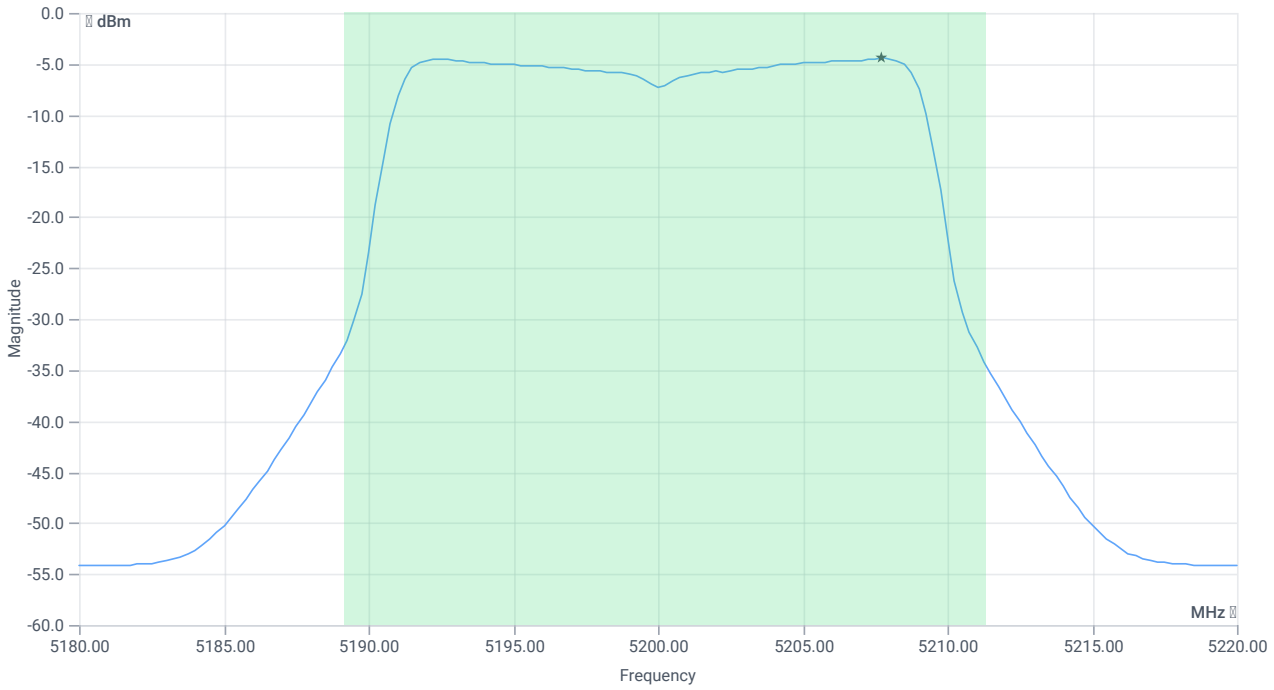

Max OP and PSD

RESULT

CONDUCTED LIMITS FOR MAX ANTENNA GAIN OF 6 D BI					
Description	Lower Limit	Upper Limit	Measured	Unit	Verdict
Max output power cond	---	---	7.02	dBm	INFO
Duty cycle correction	---	---	0	dB	INFO
LIMIT absolute:					
Max output power DC corrected cond	---	24	7.02	dBm	PASS
LIMIT: 11 dBm + 10 log 22.16					
Max output power DC corrected cond	---	24.46	7.02	dBm	na

Power spectral density

RESULT

CONDUCTED LIMITS FOR MAX ANTENNA GAIN OF 6 D BI

RESULT

CONDUCTED LIMITS FOR MAX ANTENNA GAIN OF 6 D BI					
Description	Lower Limit	Upper Limit	Measured	Unit	Verdict
Power spectral density cond	---	---	-4.45	dBm/1MHz	INFO
Duty cycle correction	---	---	0	dB	INFO
Power spectral density DC corrected cond	---	11	-4.45	dBm/1MHz	PASS

Verdict
PASS

NA # Peak output power 3MHz/3MHz ~ WLAN5Gx ac-VHT20 mode U-NII-1

References

TC start	01.06.2026 11:11:16
Ambit temp (test rack) [°C] | humidity [rel%]	22.4 | 48
System version	6.0.7.5
Standard | Version	NA | NI
Method	
Description	Peak OP 3MHz/3MHz - WLAN5Gx ac-VHT20 mode U-NII-1
Information	

EUT Common Settings WLAN5Gx

Number of antenna ports	2
User Interaction	No
Device class U-NII-1 (FCC)	Client
Limit W52 japan	Standard
TPC supported	No
Vehicle use (ISED)	No

Equipment

Signal analyzer,Rohde&Schwarz,FSV-40,1307.9002K40/101042,3.71
Switch matrix,cetecom advanced GmbH,USM,B002,1.0.0

Test Parameter

Technology to test	WLAN5Gx ac-VHT20 mode
EUT port	EUT1
Temperature	nom
Voltage	nom
Frequency low to test	False | Freq [MHz] 5180
Frequency mid to test	True | Freq [MHz] 5200
Frequency high to test	False | Freq [MHz] 5240
Auto control enabled power supply | Climatic Box	No | No
Additional path loss [dB]	0
Full path type	EUT_SA_GEN_SIG
Full path name	EUT1.MP.SIG1/EUT1.SA/EUT1.GEN1/EUT1.GEN2/
Switch bits	00010001:00010001:00000000:00000001

Test at TX 5200 MHz

RESULT: Reference power cond.

DESCRIPTION	LOWER LIMIT	UPPER LIMIT	MEASURED	UNIT	VERDICT
Ref. power 1MHz/1MHz cond.	---	---	4.01	dBm	INFO
Ref. frequency	---	---	5204.200	MHz	INFO

READ SA SETTINGS:

RefLevel [dBm] | RefLevelOffset [dB] | InpAtt [dB]	16.01 | 12.93 | 20
Start [MHz] | Stop [MHz]	5175.000 | 5225.000
RBW [MHz] | VBW [MHz]	3.000000 | 3.000000
Detector | TraceMode	POS | MAXH
Sweep: time [ms] | count | points per Section | type	300 | 20 | 1001 | SWE

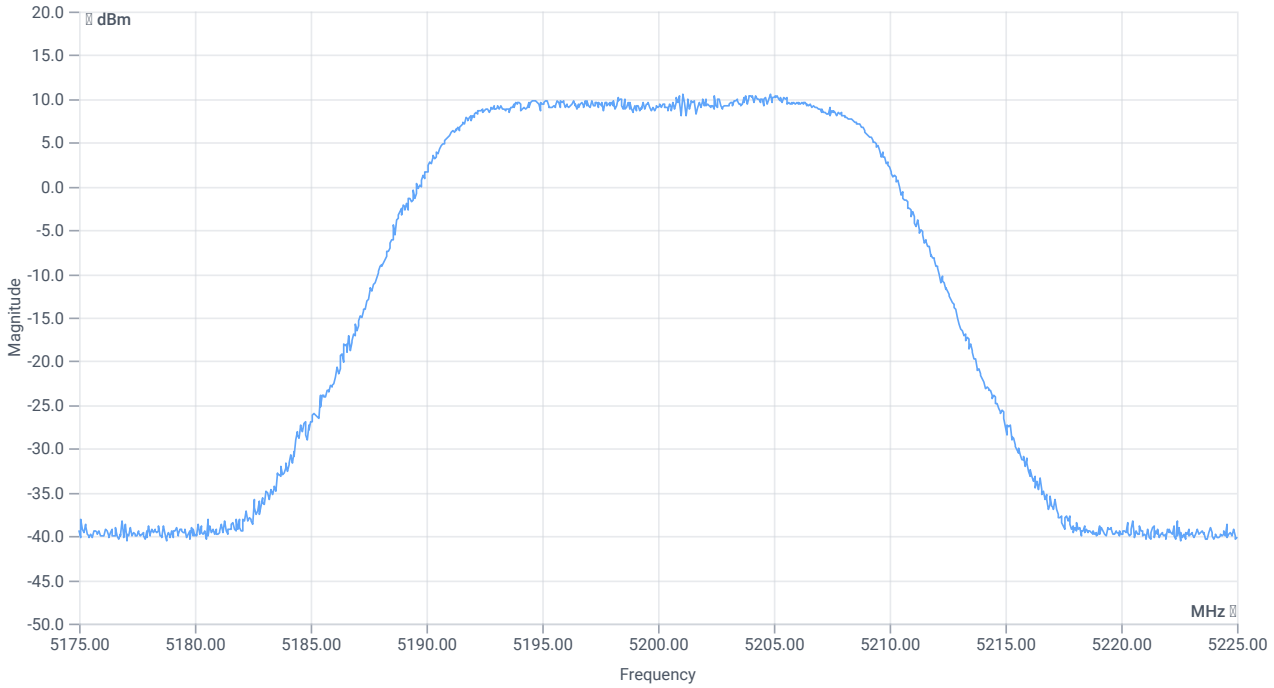

Peak output power

RESULT

DESCRIPTION	LOWER LIMIT	UPPER LIMIT	MEASURED	UNIT	VERDICT
Peak Power	---	---	10.46	dBm	INFO
Peak Power	---	---	11.117317	mW	INFO
Frequency at Peak	---	---	5204.845	MHz	INFO

Verdict
PASS

NA # Message with SA scan ~

References

TC start	01.06.2026 10:34:31
Ambit temp (test rack) [°C] | humidity [rel%]	22.4 | 48
System version	6.0.7.5
Standard | Version	NA | NI
Method	
Description	Message with SA Scan ac_VHT20_U_NII_1
Information	

Equipment

Signal analyzer,Rohde&Schwarz,FSV-40,1307.9002K40/101042,3.71
Switch matrix,cetecom advanced GmbH,USM,B002,1.0.0

Test Parameter

Full path type	EUT_SA_GEN_SIG
Full path name	EUT1.MP.SIG1/EUT1.SA/EUT1.GEN1/EUT1.GEN2/
Switch bits	00010001:00010001:00000000:00000001
Message start	01.06.2026 10:34:33
Message	set WLAN5Gx to ac_VHT20_U_NII_1, Frequency [MHz] 5200 , Information:

Verdict
INFO

FCC 15.407, ISED RSS247 # Bandwidths 99PCT and 26dB (UNII-3 20dB) ~ WLAN5Gx ac-VHT20 mode U-NII-1

References

TC start	01.06.2026 10:33:50
Ambit temp (test rack) [°C] | humidity [rel%]	22.4 | 49
System version	6.0.7.5
Standard | Version	FCC 15.407, ISED RSS247 | NI
Method	26dB Bandwidth KDB789033 D02, C.1 / ISED RSS-GEN
Description	FCC 15.407 Bandwidths - WLAN5Gx ac-VHT20 mode U-NII-1
Information	

EUT Common Settings WLAN5Gx

Number of antenna ports	2
User Interaction	No
Device class U-NII-1 (FCC)	Client
Limit W52 japan	Standard
TPC supported	No
Vehicle use (ISED)	No

Equipment

Signal analyzer,Rohde&Schwarz,FSV-40,1307.9002K40/101042,3.71
Switch matrix,cetecom advanced GmbH,USM,B002,1.0.0

Test Parameter

Technology to test	WLAN5Gx ac-VHT20 mode
EUT port	EUT1
Temperature	nom
Voltage	nom
Frequency low to test	True | Freq [MHz] 5180
Frequency mid to test	False | Freq [MHz] 5200
Frequency high to test	False | Freq [MHz] 5240
Auto control enabled power supply | Climatic Box	No | No
Additional path loss [dB]	0
Full path type	EUT_SA_GEN_SIG
Full path name	EUT1.MP.SIG1/EUT1.SA/EUT1.GEN1/EUT1.GEN2/
Switch bits	00010001:00010001:00000000:00000001

Test at TX 5180 MHz

RESULT: Reference power cond.

DESCRIPTION	LOWER LIMIT	UPPER LIMIT	MEASURED	UNIT	VERDICT
Ref. power 1MHz/1MHz cond.	---	---	3.10	dBm	INFO
Ref. frequency	---	---	5185.790	MHz	INFO

READ SA SETTINGS:

RefLevel [dBm] | RefLevelOffset [dB] | InpAtt [dB]	11.10 | 12.57 | 15
Start [MHz] | Stop [MHz]	5155.000 | 5205.000
RBW [MHz] | VBW [MHz]	0.300000 | 1.000000
Detector | TraceMode	POS | MAXH
Sweep: time [ms] | count | points per Section | type	1 | 2500 | 1001 | SWE

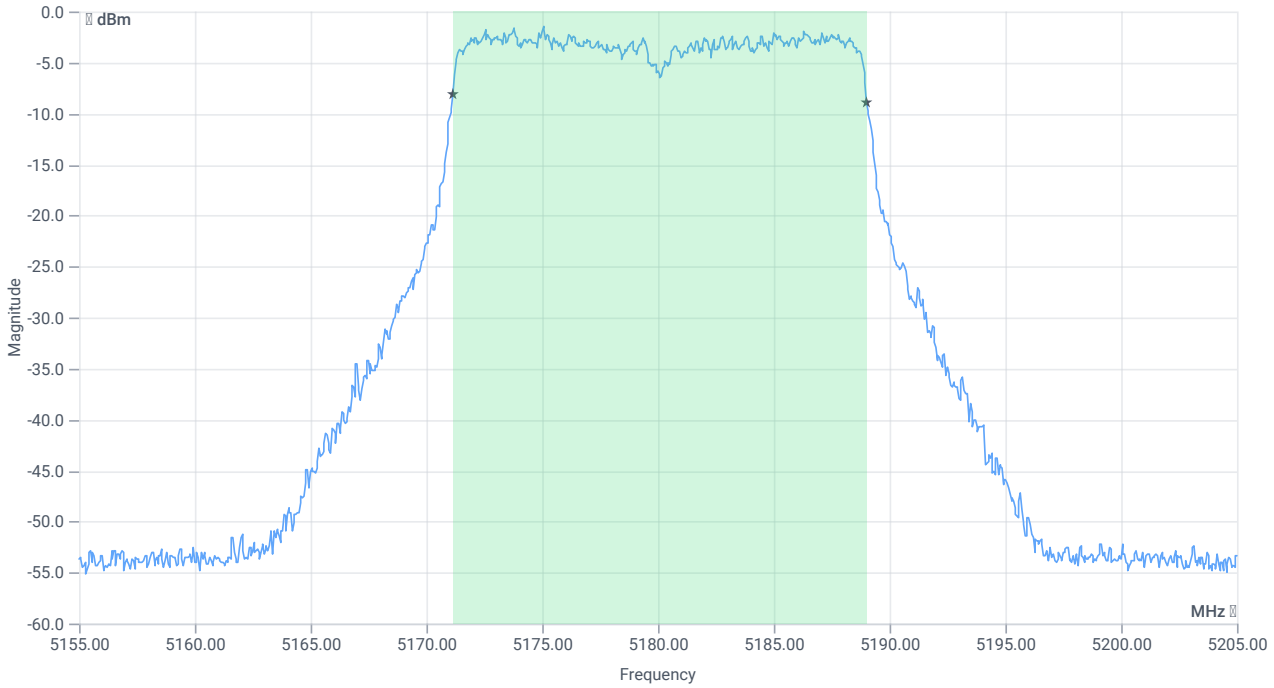

BW 99PCT

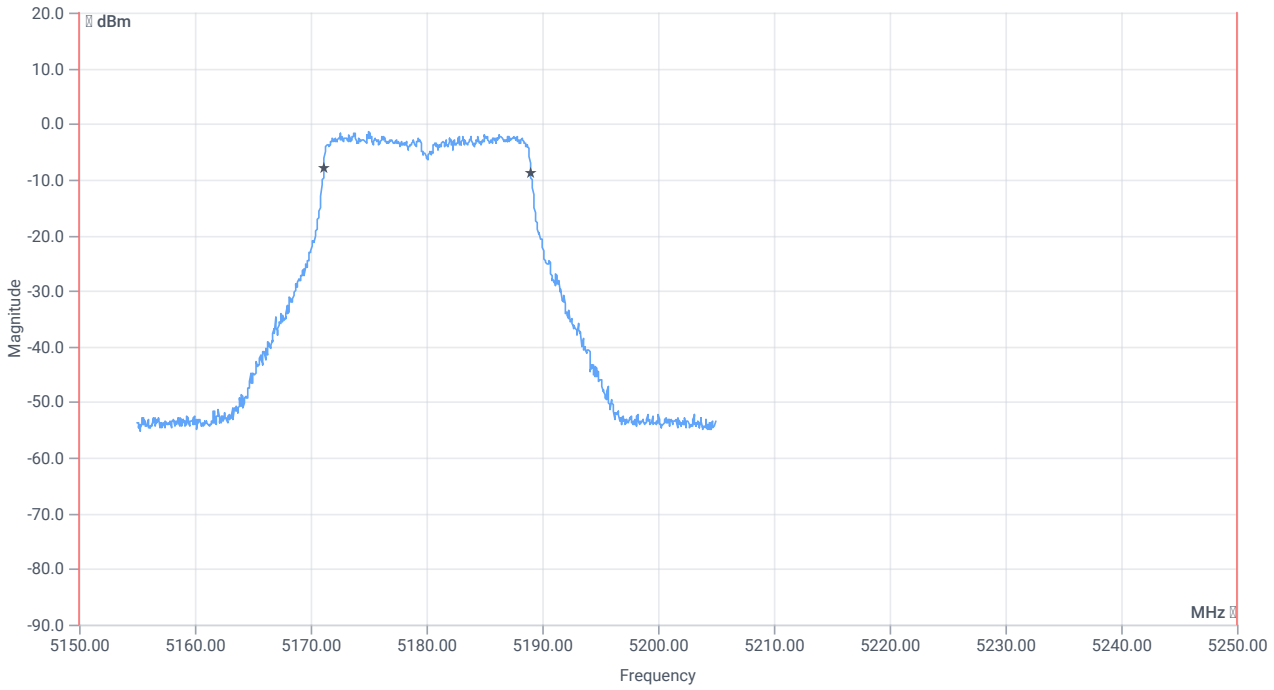

BW within band 99PCT

RESULT

DESCRIPTION	LOWER LIMIT	UPPER LIMIT	MEASURED	UNIT	VERDICT
Bandwidth 99%	---	---	17.832	MHz	INFO
T1 99%	5150.000000	---	5171.1588	MHz	PASS
T2 99%	---	5250.000000	5188.9910	MHz	PASS

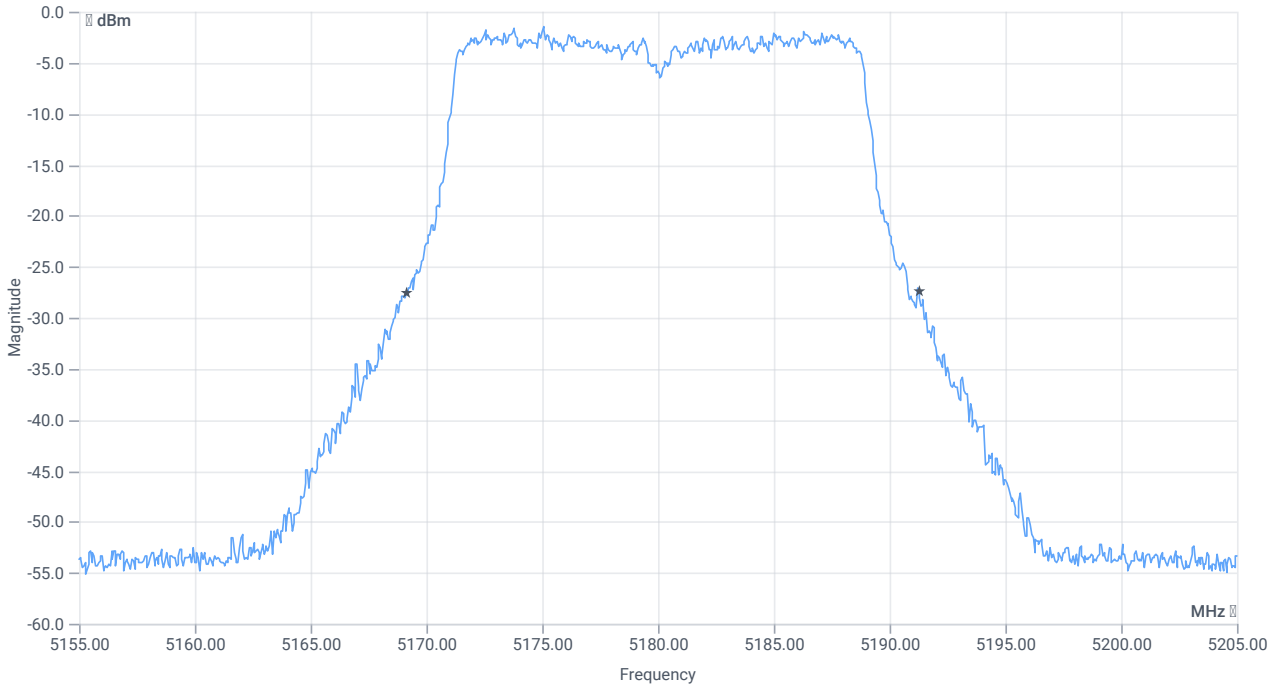

BW 26dB

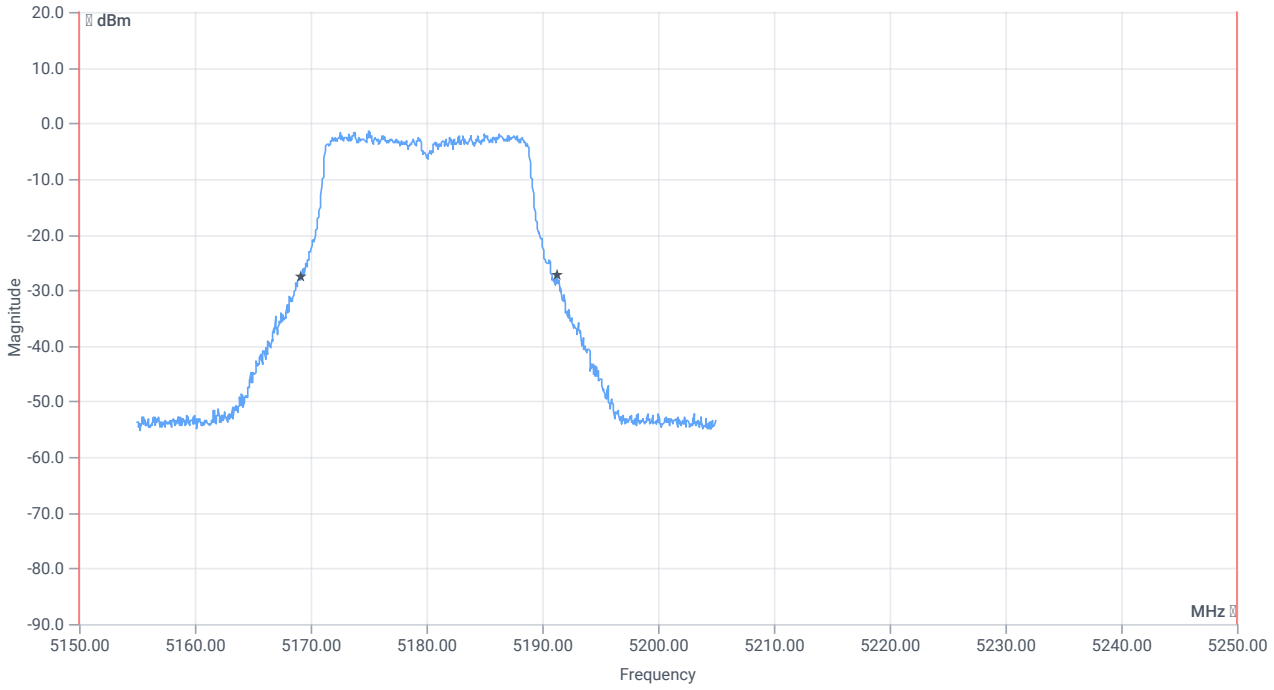

BW within band 26dB

RESULT

DESCRIPTION	LOWER LIMIT	UPPER LIMIT	MEASURED	UNIT	VERDICT
Bandwidth 26dB	---	---	22.1	MHz	INFO
T1 26dB	5150.000000	---	5169.1500	MHz	PASS
T2 26dB	---	5250.000000	5191.2500	MHz	PASS

Verdict
PASS

ISED RSS247 # Max output power and psd ~ WLAN5Gx ac-VHT20 mode U-NII-1

References

TC start	01.06.2026 10:32:11
Ambit temp (test rack) [°C] | humidity [rel%]	22.4 | 49
System version	6.0.7.5
Standard | Version	ISED RSS247 | NI
Method	
Description	ISED Max Output Power & PSD - WLAN5Gx ac-VHT20 mode U-NII-1
Information	

EUT Common Settings WLAN5Gx

Number of antenna ports	2
User Interaction	No
Device class U-NII-1 (FCC)	Client
Limit W52 japan	Standard
TPC supported	No
Vehicle use (ISED)	No

Equipment

Signal analyzer,Rohde&Schwarz,FSV-40,1307.9002K40/101042,3.71
Switch matrix,cetecom advanced GmbH,USM,B002,1.0.0

Test Parameter

Technology to test	WLAN5Gx ac-VHT20 mode
EUT port	EUT1
Temperature	nom
Voltage	nom
Frequency low to test	True | Freq [MHz] 5180
Frequency mid to test	False | Freq [MHz] 5200
Frequency high to test	False | Freq [MHz] 5240
Auto control enabled power supply | Climatic Box	No | No
Additional path loss [dB]	0
Full path type	EUT_SA_GEN_SIG
Full path name	EUT1.MP.SIG1/EUT1.SA/EUT1.GEN1/EUT1.GEN2/
Switch bits	00010001:00010001:00000000:00000001

Test at TX 5180 MHz

RESULT: Reference power cond.

DESCRIPTION	LOWER LIMIT	UPPER LIMIT	MEASURED	UNIT	VERDICT
Ref. power 1MHz/1MHz cond.	---	---	4.32	dBm	INFO
Ref. frequency	---	---	5185.390	MHz	INFO

Evaluation max. duty cycle

Duty cycle evaluation

DESCRIPTION	LOWER LIMIT	UPPER LIMIT	MEASURED	UNIT	VERDICT
Duty cycle min	---	---	0	dB	DC > 98% defined

Evaluation bandwidth

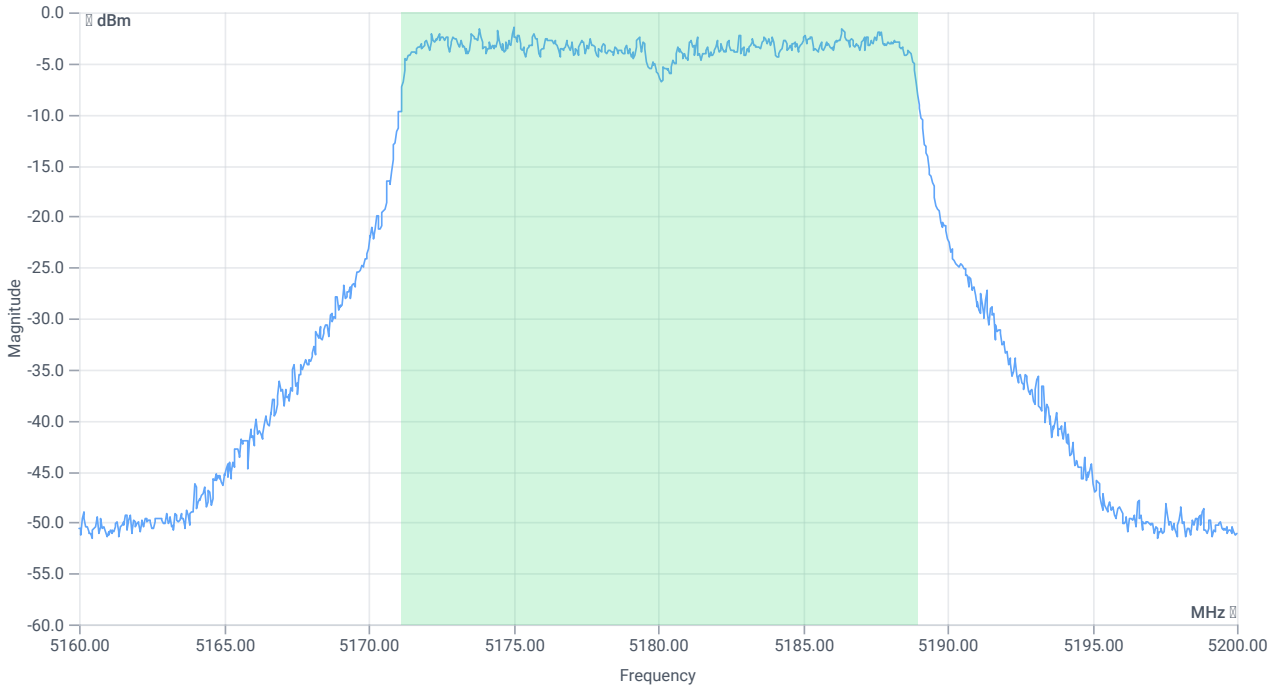

BW 99PCT

RESULT

DESCRIPTION	LOWER LIMIT	UPPER LIMIT	MEASURED	UNIT	VERDICT
Bandwidth 99%	---	---	17.782	MHz	INFO
T1 99%	---	---	5171.1688	MHz	INFO
T2 99%	---	---	5188.9510	MHz	INFO

Maximum Output Power

Antenna gain

Considered antenna gain [dBi]:	6.78 @ 5180 MHz

READ SA SETTINGS:

RefLevel [dBm] | RefLevelOffset [dB] | InpAtt [dB]	16.32 | 12.57 | 20
Start [MHz] | Stop [MHz]	5160.000 | 5200.000
RBW [MHz] | VBW [MHz]	1.000000 | 3.000000
Detector | TraceMode	RMS | MAXH
Sweep: time [ms] | count | points per Section | type	59600 | 1 | 161 | SWE

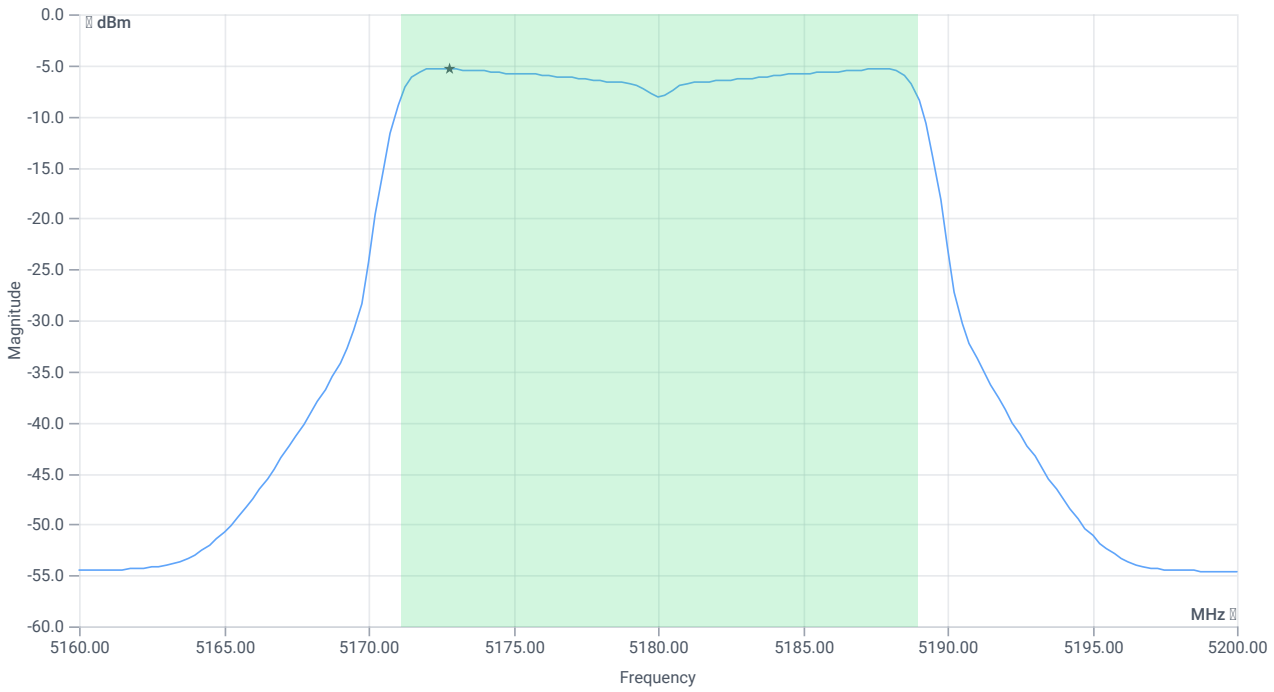

Max OP and PSD (without antenna gain)

RESULT

DESCRIPTION	LOWER LIMIT	UPPER LIMIT	MEASURED	UNIT	VERDICT
Vehicular use: No					
Max output power cond	---	---	6.12	dBm	INFO
Duty cycle correction	---	---	0	dB	INFO
Max output power DC corrected cond	---	---	6.12	dBm	INFO
LIMIT absolute eirp					
Max output power DC corrected eirp	---	23	12.9	dBm	PASS
LIMIT: 10 dBm + 10 log 17.782					

RESULT

DESCRIPTION	LOWER LIMIT	UPPER LIMIT	MEASURED	UNIT	VERDICT
Max output power DC corrected eirp	---	22.5	12.9	dBm	PASS
Power spectral density eirp	---		1.44	dBm/1MHz	INFO
Power spectral density DC corrected eirp	---	10	1.44	dBm/1MHz	PASS
LIMIT absolute cond (RSS-247 §6.2.1)					
Max output power DC corrected cond	---	24	6.12	dBm	PASS

Verdict
PASS

FCC 15.407 # Max output power and psd ~ WLAN5Gx ac-VHT20 mode U-NII-1

References

TC start	01.06.2026 10:30:29
Ambit temp (test rack) [°C] | humidity [rel%]	22.4 | 49
System version	6.0.7.5
Standard | Version	FCC 15.407 | NI
Method	KDB789033 D02, F., E.2.e.
Description	FCC 15.407 Max Output Power & PSD - WLAN5Gx ac-VHT20 mode U-NII-1
Information	

EUT Common Settings WLAN5Gx

Number of antenna ports	2
User Interaction	No
Device class U-NII-1 (FCC)	Client
Limit W52 japan	Standard
TPC supported	No
Vehicle use (ISED)	No

Equipment

Signal analyzer,Rohde&Schwarz,FSV-40,1307.9002K40/101042,3.71
Switch matrix,cetecom advanced GmbH,USM,B002,1.0.0

Test Parameter

Technology to test	WLAN5Gx ac-VHT20 mode
EUT port	EUT1
Temperature	nom
Voltage	nom
Frequency low to test	True | Freq [MHz] 5180
Frequency mid to test	False | Freq [MHz] 5200
Frequency high to test	False | Freq [MHz] 5240
Auto control enabled power supply | Climatic Box	No | No
Additional path loss [dB]	0
Full path type	EUT_SA_GEN_SIG
Full path name	EUT1.MP.SIG1/EUT1.SA/EUT1.GEN1/EUT1.GEN2/
Switch bits	00010001:00010001:00000000:00000001

Test at TX 5180 MHz

RESULT: Reference power cond.

DESCRIPTION	LOWER LIMIT	UPPER LIMIT	MEASURED	UNIT	VERDICT
Ref. power 1MHz/1MHz cond.	---	---	2.81	dBm	INFO
Ref. frequency	---	---	5185.390	MHz	INFO

Evaluation max. duty cycle

Duty cycle evaluation

DESCRIPTION	LOWER LIMIT	UPPER LIMIT	MEASURED	UNIT	VERDICT
Duty cycle min	---	---	0	dB	DC > 98% defined

Evaluation bandwidth

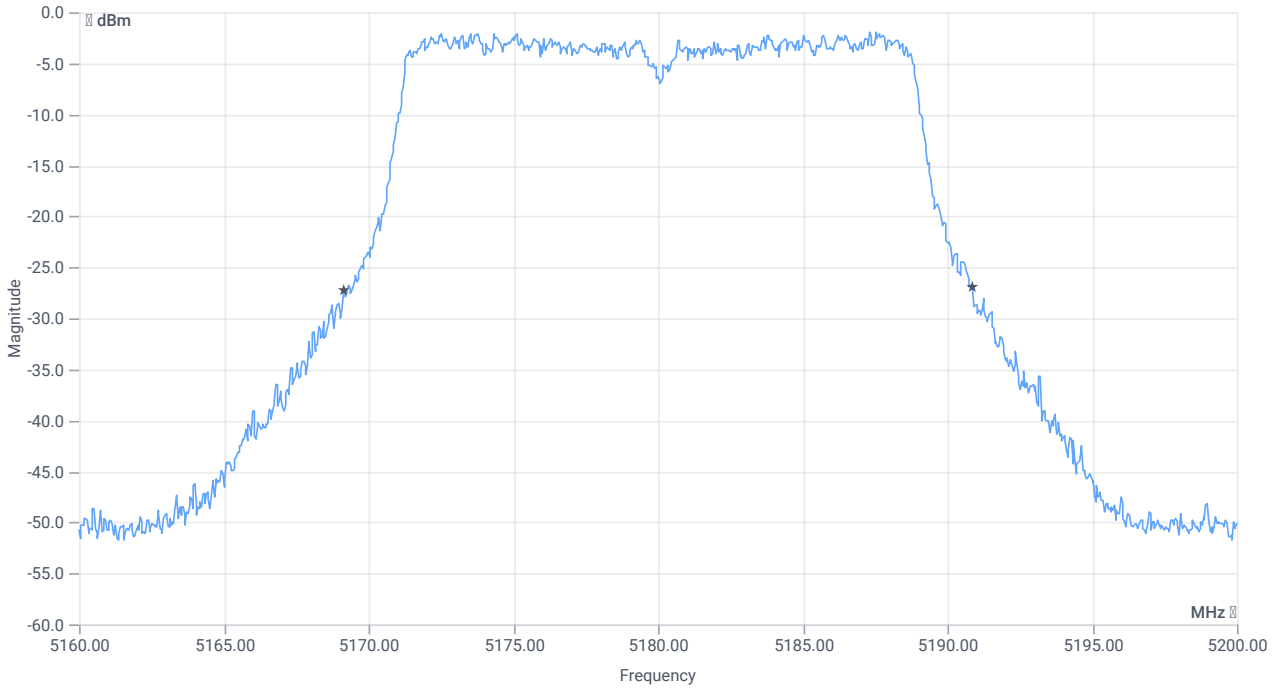

BW 26dB

RESULT

DESCRIPTION	LOWER LIMIT	UPPER LIMIT	MEASURED	UNIT	VERDICT
Bandwidth 26dB	---	---	21.76	MHz	INFO
T1 26dB	---	---	5169.1200	MHz	INFO
T2 26dB	---	---	5190.8800	MHz	INFO

Maximum Output Power

READ SA SETTINGS:

RefLevel [dBm] | RefLevelOffset [dB] | InpAtt [dB]	14.81 | 12.57 | 20
Start [MHz] | Stop [MHz]	5160.000 | 5200.000
RBW [MHz] | VBW [MHz]	1.000000 | 3.000000
Detector | TraceMode	RMS | MAXH
Sweep: time [ms] | count | points per Section | type	59600 | 1 | 161 | SWE

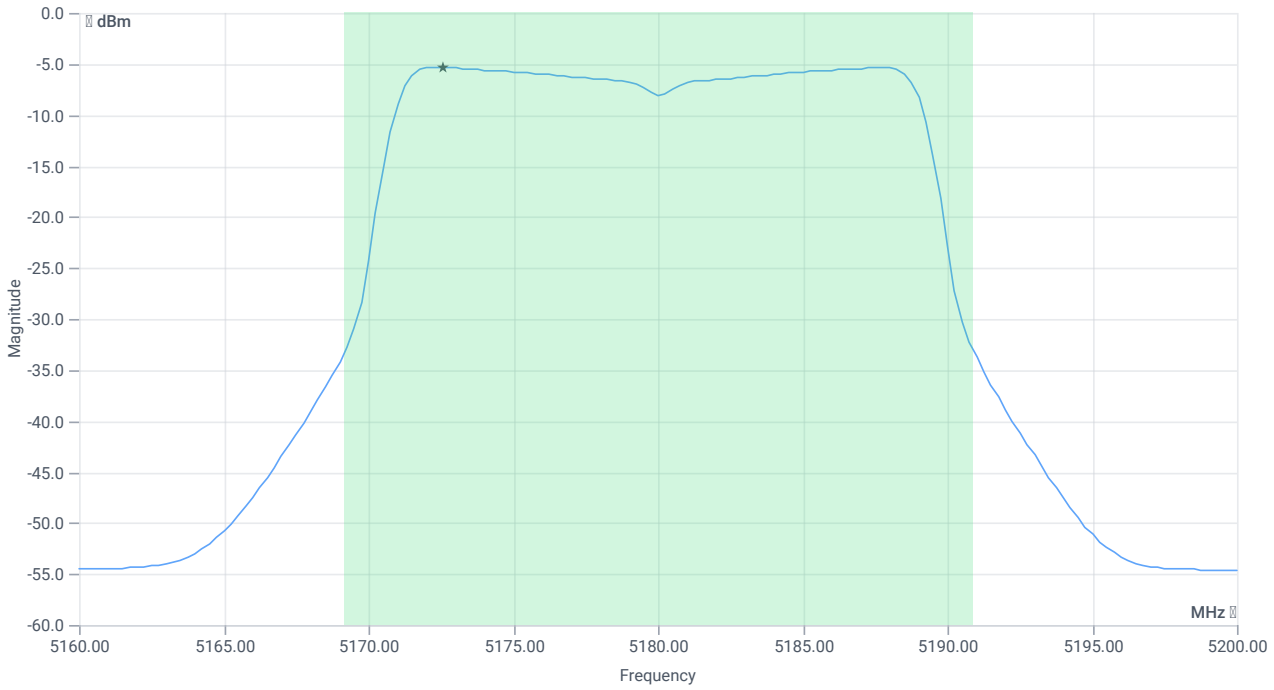

Max OP and PSD

RESULT

CONDUCTED LIMITS FOR MAX ANTENNA GAIN OF 6 D BI					
Description	Lower Limit	Upper Limit	Measured	Unit	Verdict
Max output power cond	---	---	6.24	dBm	INFO
Duty cycle correction	---	---	0	dB	INFO
LIMIT absolute:					
Max output power DC corrected cond	---	24	6.24	dBm	PASS
LIMIT: 11 dBm + 10 log 21.76					
Max output power DC corrected cond	---	24.38	6.24	dBm	na

Power spectral density

RESULT

CONDUCTED LIMITS FOR MAX ANTENNA GAIN OF 6 D BI

RESULT

CONDUCTED LIMITS FOR MAX ANTENNA GAIN OF 6 D BI					
Description	Lower Limit	Upper Limit	Measured	Unit	Verdict
Power spectral density cond	---	---	-5.33	dBm/1MHz	INFO
Duty cycle correction	---	---	0	dB	INFO
Power spectral density DC corrected cond	---	11	-5.33	dBm/1MHz	PASS

Verdict
PASS

NA # Peak output power 3MHz/3MHz ~ WLAN5Gx ac-VHT20 mode U-NII-1

References

TC start	01.06.2026 10:29:59
Ambit temp (test rack) [°C] | humidity [rel%]	22.4 | 49
System version	6.0.7.5
Standard | Version	NA | NI
Method	
Description	Peak OP 3MHz/3MHz - WLAN5Gx ac-VHT20 mode U-NII-1
Information	

EUT Common Settings WLAN5Gx

Number of antenna ports	2
User Interaction	No
Device class U-NII-1 (FCC)	Client
Limit W52 japan	Standard
TPC supported	No
Vehicle use (ISED)	No

Equipment

Signal analyzer,Rohde&Schwarz,FSV-40,1307.9002K40/101042,3.71
Switch matrix,cetecom advanced GmbH,USM,B002,1.0.0

Test Parameter

Technology to test	WLAN5Gx ac-VHT20 mode
EUT port	EUT1
Temperature	nom
Voltage	nom
Frequency low to test	True | Freq [MHz] 5180
Frequency mid to test	False | Freq [MHz] 5200
Frequency high to test	False | Freq [MHz] 5240
Auto control enabled power supply | Climatic Box	No | No
Additional path loss [dB]	0
Full path type	EUT_SA_GEN_SIG
Full path name	EUT1.MP.SIG1/EUT1.SA/EUT1.GEN1/EUT1.GEN2/
Switch bits	00010001:00010001:00000000:00000001

Test at TX 5180 MHz

RESULT: Reference power cond.

DESCRIPTION	LOWER LIMIT	UPPER LIMIT	MEASURED	UNIT	VERDICT
Ref. power 1MHz/1MHz cond.	---	---	2.92	dBm	INFO
Ref. frequency	---	---	5174.610	MHz	INFO

READ SA SETTINGS:

RefLevel [dBm] | RefLevelOffset [dB] | InpAtt [dB]	14.92 | 12.57 | 20
Start [MHz] | Stop [MHz]	5155.000 | 5205.000
RBW [MHz] | VBW [MHz]	3.000000 | 3.000000
Detector | TraceMode	POS | MAXH
Sweep: time [ms] | count | points per Section | type	300 | 20 | 1001 | SWE

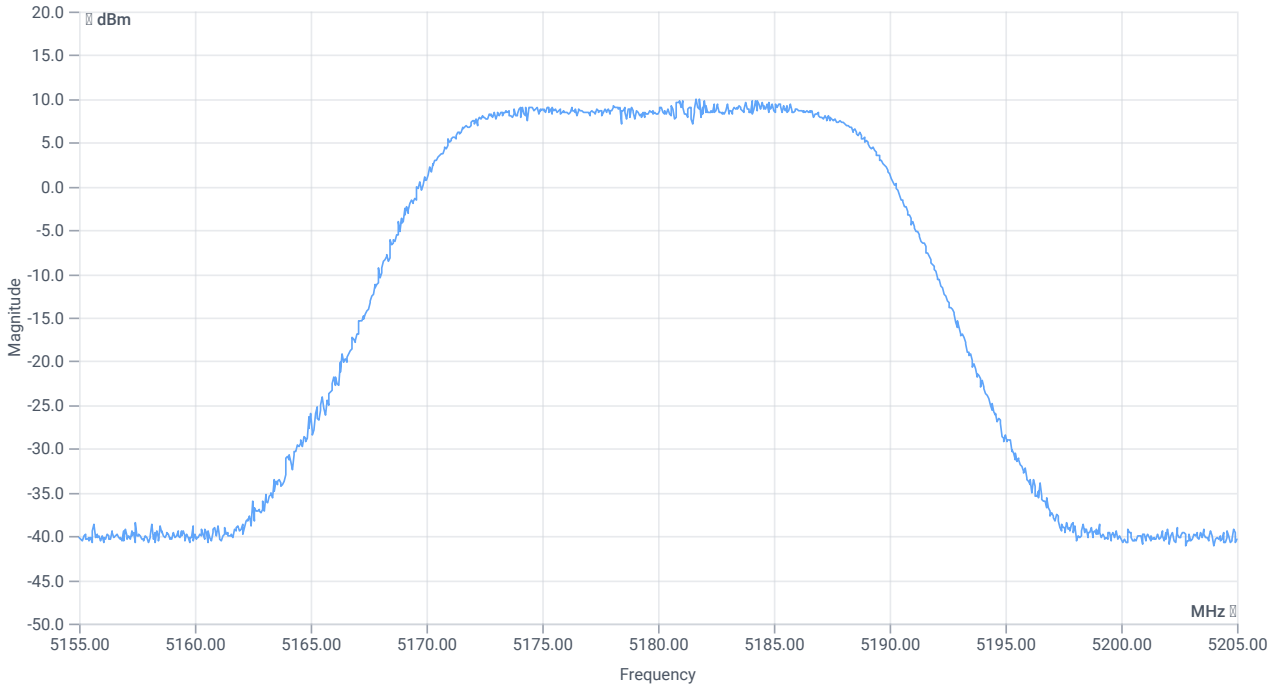

Peak output power

RESULT

DESCRIPTION	LOWER LIMIT	UPPER LIMIT	MEASURED	UNIT	VERDICT
Peak Power	---	---	10.05	dBm	INFO
Peak Power	---	---	10.115795	mW	INFO
Frequency at Peak	---	---	5181.648	MHz	INFO

Verdict
PASS

NA # Message with SA scan ~

References

TC start	01.06.2026 10:29:46
Ambit temp (test rack) [°C] | humidity [rel%]	22.4 | 49
System version	6.0.7.5
Standard | Version	NA | NI
Method	
Description	Message with SA Scan ac_VHT20_U_NII_1
Information	

Equipment

Signal analyzer,Rohde&Schwarz,FSV-40,1307.9002K40/101042,3.71
Switch matrix,cetecom advanced GmbH,USM,B002,1.0.0

Test Parameter

Full path type	EUT_SA_GEN_SIG
Full path name	EUT1.MP.SIG1/EUT1.SA/EUT1.GEN1/EUT1.GEN2/
Switch bits	00010001:00010001:00000000:00000001
Message start	01.06.2026 10:29:49
Message	set WLAN5Gx to ac_VHT20_U_NII_1, Frequency [MHz] 5180 , Information:

Verdict
INFO

FCC 15.407, ISED RSS247 # Bandwidths 99PCT and 26dB (UNII-3 20dB) ~ WLAN5Gx n-HT20 mode U-NII-1

References

TC start	28.05.2026 15:43:05
Ambit temp (test rack) [°C] | humidity [rel%]	23.7 | 45
System version	6.0.7.5
Standard | Version	FCC 15.407, ISED RSS247 | NI
Method	26dB Bandwidth KDB789033 D02, C.1 / ISED RSS-GEN
Description	FCC 15.407 Bandwidths - WLAN5Gx n-HT20 mode U-NII-1
Information	U-NII-1_OFDM_nht20-mode_20MHz_ANT2_PS10 avg

EUT Common Settings WLAN5Gx

Number of antenna ports	2
User Interaction	No
Device class U-NII-1 (FCC)	Client
Limit W52 japan	Standard
TPC supported	No
Vehicle use (ISED)	No

Equipment

Signal analyzer,Rohde&Schwarz,FSV-40,1307.9002K40/101042,3.71
Switch matrix,cetecom advanced GmbH,USM,B002,1.0.0

Test Parameter

Technology to test	WLAN5Gx n-HT20 mode
EUT port	EUT2
Temperature	nom
Voltage	nom
Frequency low to test	False | Freq [MHz] 5180
Frequency mid to test	False | Freq [MHz] 5200
Frequency high to test	True | Freq [MHz] 5240
Auto control enabled power supply | Climatic Box	No | No
Additional path loss [dB]	0
Full path type	EUT_SA_GEN_SIG
Full path name	EUT2.MP.SIG1/EUT2.SA/EUT2.GEN1/EUT2.GEN2/
Switch bits	00100010:00010001:00000000:00000001

Test at TX 5240 MHz

RESULT: Reference power cond.

DESCRIPTION	LOWER LIMIT	UPPER LIMIT	MEASURED	UNIT	VERDICT
Ref. power 1MHz/1MHz cond.	---	---	4.15	dBm	INFO
Ref. frequency	---	---	5236.200	MHz	INFO

READ SA SETTINGS:

RefLevel [dBm] | RefLevelOffset [dB] | InpAtt [dB]	12.15 | 12.4 | 15
Start [MHz] | Stop [MHz]	5215.000 | 5265.000
RBW [MHz] | VBW [MHz]	0.300000 | 1.000000
Detector | TraceMode	POS | MAXH
Sweep: time [ms] | count | points per Section | type	1 | 2500 | 1001 | SWE

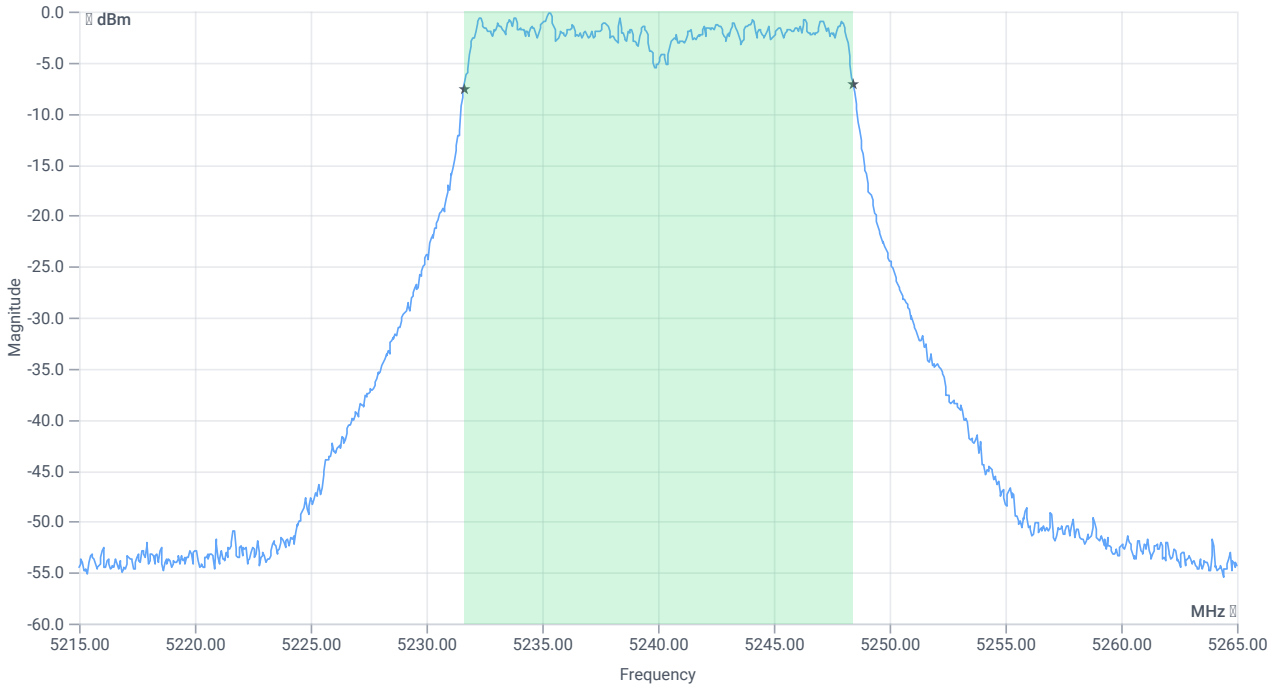

BW 99PCT

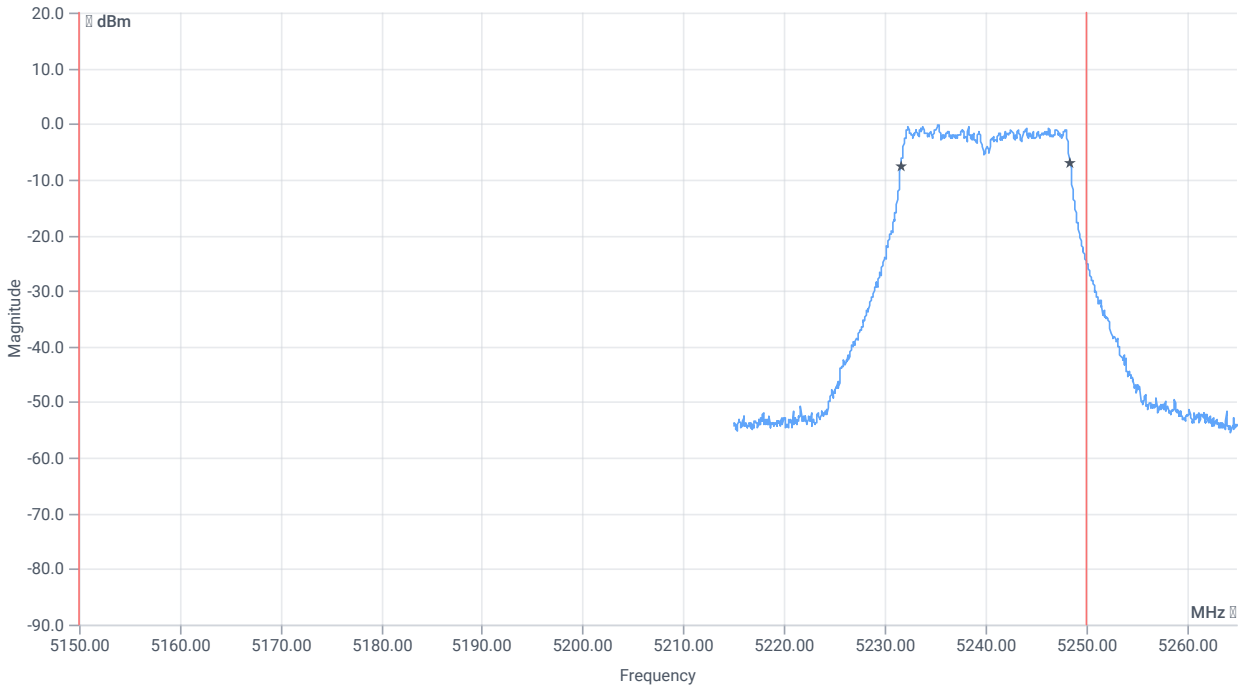

BW within band 99PCT

RESULT

DESCRIPTION	LOWER LIMIT	UPPER LIMIT	MEASURED	UNIT	VERDICT
Bandwidth 99%	---	---	16.833	MHz	INFO
T1 99%	5150.000000	---	5231.6084	MHz	PASS
T2 99%	---	5250.000000	5248.4416	MHz	PASS

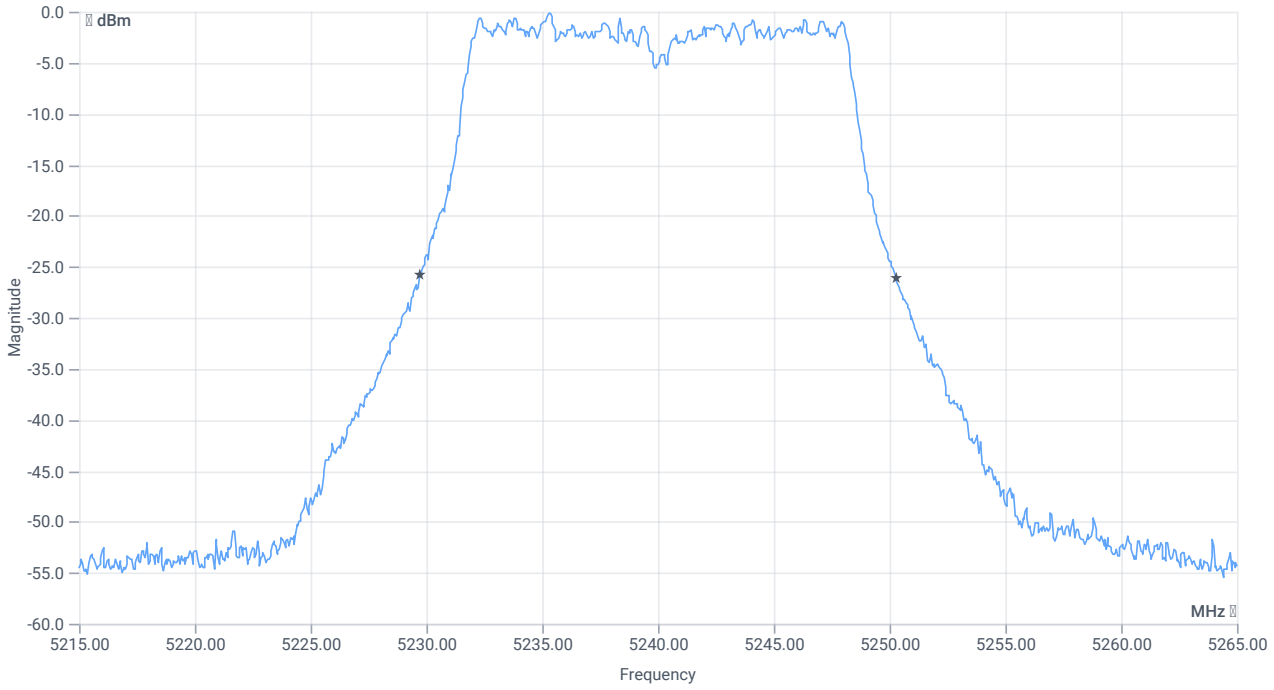

BW 26dB

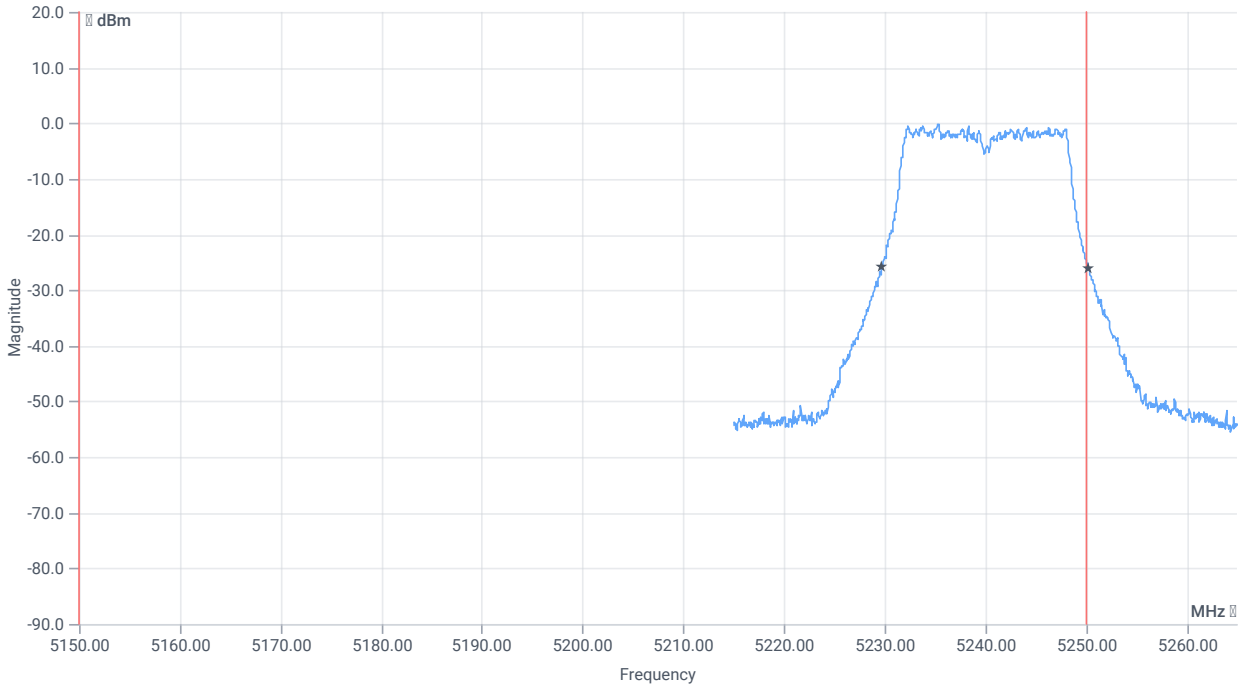

BW within band 26dB

RESULT

DESCRIPTION	LOWER LIMIT	UPPER LIMIT	MEASURED	UNIT	VERDICT
Bandwidth 26dB	---	---	20.55	MHz	INFO
T1 26dB	5150.000000	---	5229.7000	MHz	PASS
T2 26dB	---	5250.000000	5250.2500	MHz	DFS required

Verdict
PASS

ISED RSS247 # Max output power and psd ~ WLAN5Gx n-HT20 mode U-NII-1

References

TC start	28.05.2026 15:41:31
Ambit temp (test rack) [°C] | humidity [rel%]	23.7 | 46
System version	6.0.7.5
Standard | Version	ISED RSS247 | NI
Method	
Description	ISED Max Output Power & PSD - WLAN5Gx n-HT20 mode U-NII-1
Information	U-NII-1_OFDM_nht20-mode_20MHz_ANT2_PS10 avg

EUT Common Settings WLAN5Gx

Number of antenna ports	2
User Interaction	No
Device class U-NII-1 (FCC)	Client
Limit W52 japan	Standard
TPC supported	No
Vehicle use (ISED)	No

Equipment

Signal analyzer,Rohde&Schwarz,FSV-40,1307.9002K40/101042,3.71
Switch matrix,cetecom advanced GmbH,USM,B002,1.0.0

Test Parameter

Technology to test	WLAN5Gx n-HT20 mode
EUT port	EUT2
Temperature	nom
Voltage	nom
Frequency low to test	False | Freq [MHz] 5180
Frequency mid to test	False | Freq [MHz] 5200
Frequency high to test	True | Freq [MHz] 5240
Auto control enabled power supply | Climatic Box	No | No
Additional path loss [dB]	0
Full path type	EUT_SA_GEN_SIG
Full path name	EUT2.MP.SIG1/EUT2.SA/EUT2.GEN1/EUT2.GEN2/
Switch bits	00100010:00010001:00000000:00000001

Test at TX 5240 MHz

RESULT: Reference power cond.

DESCRIPTION	LOWER LIMIT	UPPER LIMIT	MEASURED	UNIT	VERDICT
Ref. power 1MHz/1MHz cond.	---	---	4.59	dBm	INFO
Ref. frequency	---	---	5235.000	MHz	INFO

Evaluation max. duty cycle

Duty cycle evaluation

DESCRIPTION	LOWER LIMIT	UPPER LIMIT	MEASURED	UNIT	VERDICT
Duty cycle min	---	---	0	dB	DC > 98% defined

Evaluation bandwidth

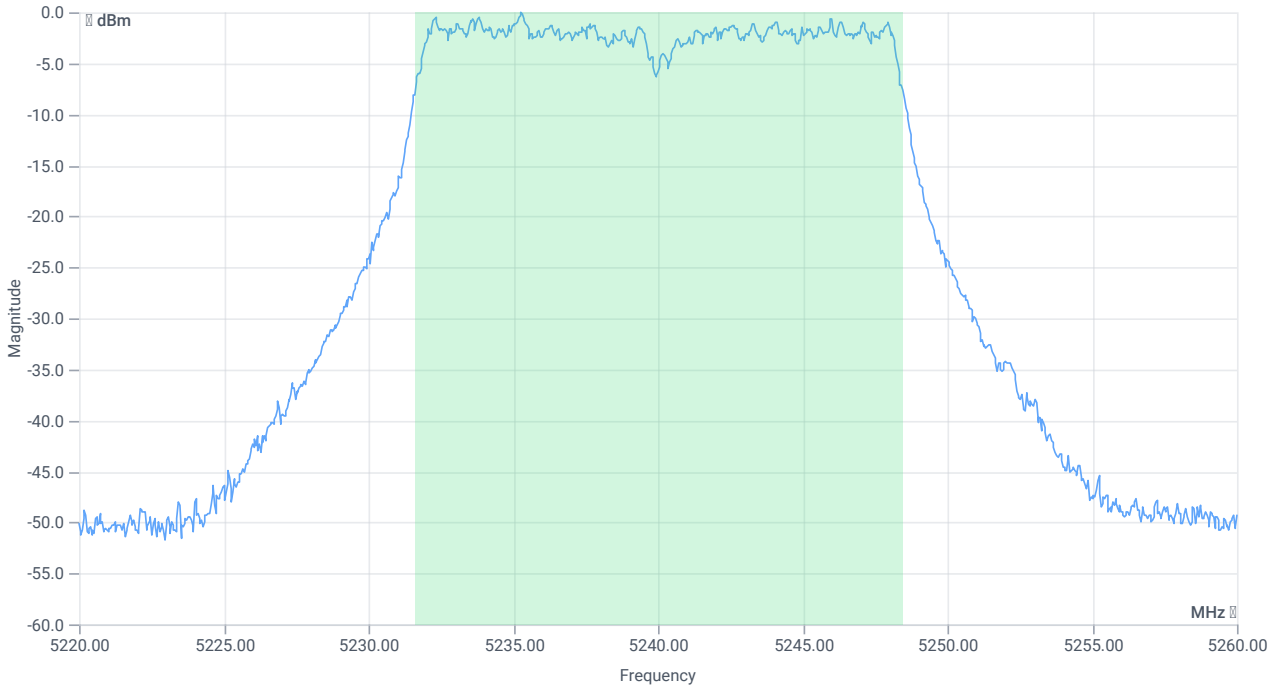

BW 99PCT

RESULT

DESCRIPTION	LOWER LIMIT	UPPER LIMIT	MEASURED	UNIT	VERDICT
Bandwidth 99%	---	---	16.863	MHz	INFO
T1 99%	---	---	5231.6084	MHz	INFO
T2 99%	---	---	5248.4715	MHz	INFO

Maximum Output Power

Antenna gain

Considered antenna gain [dBi]:	6.78 @ 5240 MHz

READ SA SETTINGS:

RefLevel [dBm] | RefLevelOffset [dB] | InpAtt [dB]	16.59 | 12.4 | 20
Start [MHz] | Stop [MHz]	5220.000 | 5260.000
RBW [MHz] | VBW [MHz]	1.000000 | 3.000000
Detector | TraceMode	RMS | MAXH
Sweep: time [ms] | count | points per Section | type	59600 | 1 | 161 | SWE

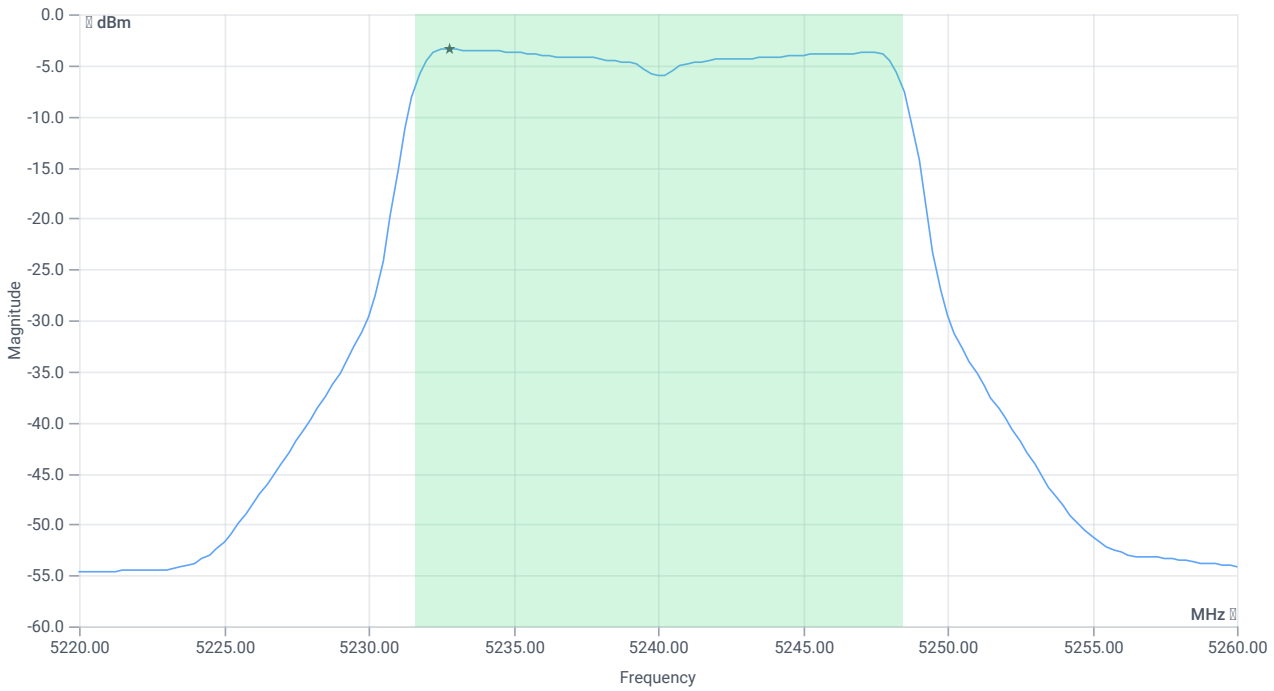

Max OP and PSD (without antenna gain)

RESULT

DESCRIPTION	LOWER LIMIT	UPPER LIMIT	MEASURED	UNIT	VERDICT
Vehicular use: No					
Max output power cond	---	---	7.73	dBm	INFO
Duty cycle correction	---	---	0	dB	INFO
Max output power DC corrected cond	---	---	7.73	dBm	INFO
LIMIT absolute eirp					
Max output power DC corrected eirp	---	23	14.51	dBm	PASS
LIMIT: 10 dBm + 10 log 16.863					

RESULT

DESCRIPTION	LOWER LIMIT	UPPER LIMIT	MEASURED	UNIT	VERDICT
Max output power DC corrected eirp	---	22.27	14.51	dBm	PASS
Power spectral density eirp	---		3.39	dBm/1MHz	INFO
Power spectral density DC corrected eirp	---	10	3.39	dBm/1MHz	PASS
LIMIT absolute cond (RSS-247 §6.2.1)					
Max output power DC corrected cond	---	24	7.73	dBm	PASS

Verdict
PASS

FCC 15.407 # Max output power and psd ~ WLAN5Gx n-HT20 mode U-NII-1

References

TC start	28.05.2026 15:39:58
Ambit temp (test rack) [°C] | humidity [rel%]	23.7 | 46
System version	6.0.7.5
Standard | Version	FCC 15.407 | NI
Method	KDB789033 D02, F., E.2.e.
Description	FCC 15.407 Max Output Power & PSD - WLAN5Gx n-HT20 mode U-NII-1
Information	U-NII-1_OFDM_nht20-mode_20MHz_ANT2_PS10 avg

EUT Common Settings WLAN5Gx

Number of antenna ports	2
User Interaction	No
Device class U-NII-1 (FCC)	Client
Limit W52 japan	Standard
TPC supported	No
Vehicle use (ISED)	No

Equipment

Signal analyzer,Rohde&Schwarz,FSV-40,1307.9002K40/101042,3.71
Switch matrix,cetecom advanced GmbH,USM,B002,1.0.0

Test Parameter

Technology to test	WLAN5Gx n-HT20 mode
EUT port	EUT2
Temperature	nom
Voltage	nom
Frequency low to test	False | Freq [MHz] 5180
Frequency mid to test	False | Freq [MHz] 5200
Frequency high to test	True | Freq [MHz] 5240
Auto control enabled power supply | Climatic Box	No | No
Additional path loss [dB]	0
Full path type	EUT_SA_GEN_SIG
Full path name	EUT2.MP.SIG1/EUT2.SA/EUT2.GEN1/EUT2.GEN2/
Switch bits	00100010:00010001:00000000:00000001

Test at TX 5240 MHz

RESULT: Reference power cond.

DESCRIPTION	LOWER LIMIT	UPPER LIMIT	MEASURED	UNIT	VERDICT
Ref. power 1MHz/1MHz cond.	---	---	4.37	dBm	INFO
Ref. frequency	---	---	5235.200	MHz	INFO

Evaluation max. duty cycle

Duty cycle evaluation

DESCRIPTION	LOWER LIMIT	UPPER LIMIT	MEASURED	UNIT	VERDICT
Duty cycle min	---	---	0	dB	DC > 98% defined

Evaluation bandwidth

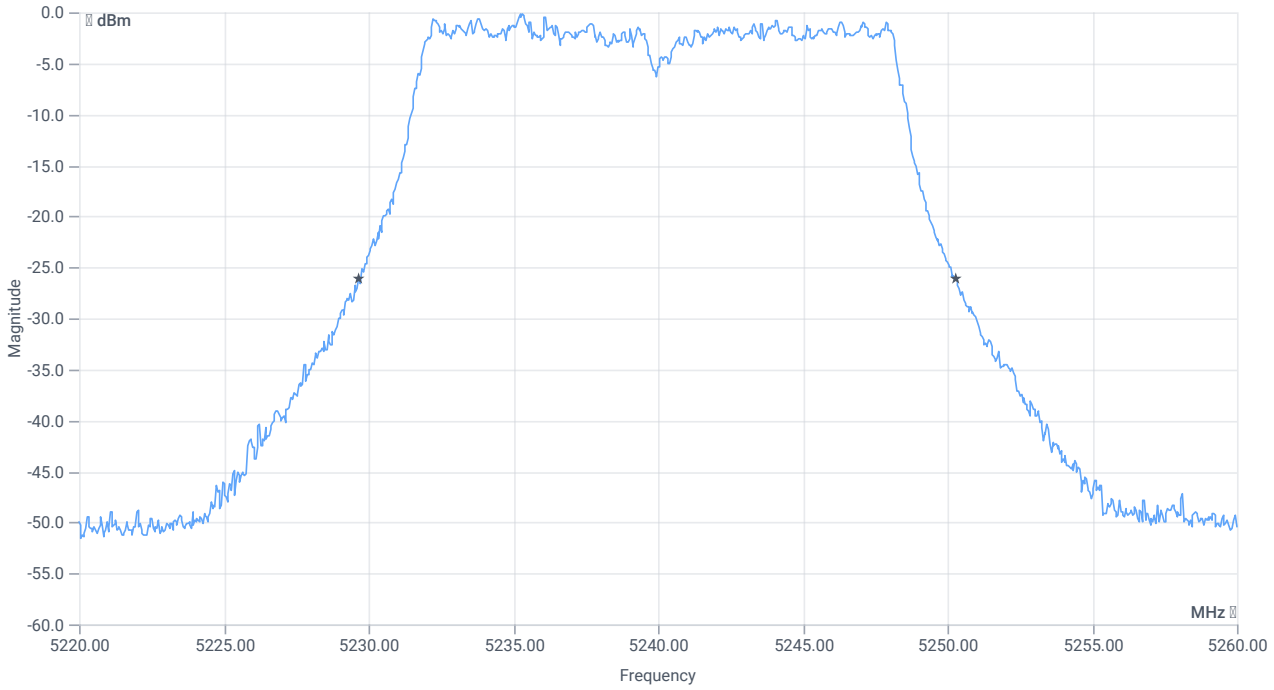

BW 26dB

RESULT

DESCRIPTION	LOWER LIMIT	UPPER LIMIT	MEASURED	UNIT	VERDICT
Bandwidth 26dB	---	---	20.64	MHz	INFO
T1 26dB	---	---	5229.6400	MHz	INFO
T2 26dB	---	---	5250.2800	MHz	INFO

Maximum Output Power

READ SA SETTINGS:

RefLevel [dBm] | RefLevelOffset [dB] | InpAtt [dB]	16.37 | 12.4 | 20
Start [MHz] | Stop [MHz]	5220.000 | 5260.000
RBW [MHz] | VBW [MHz]	1.000000 | 3.000000
Detector | TraceMode	RMS | MAXH
Sweep: time [ms] | count | points per Section | type	59600 | 1 | 161 | SWE

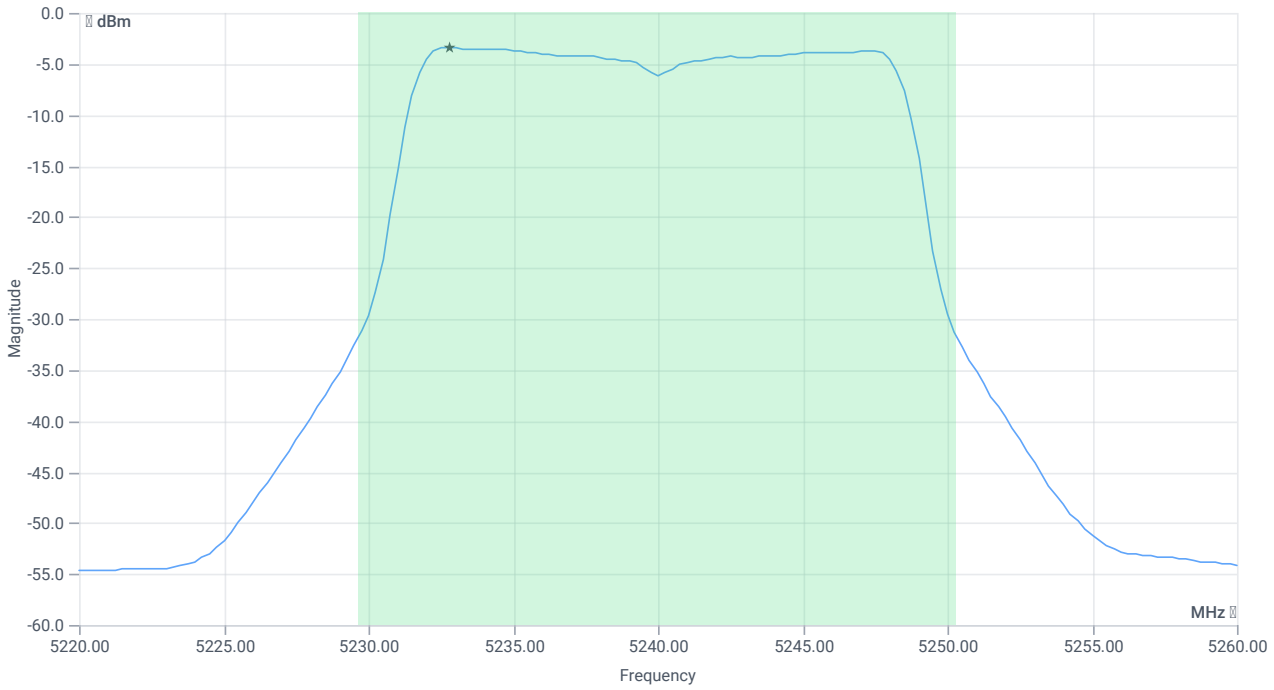

Max OP and PSD

RESULT

CONDUCTED LIMITS FOR MAX ANTENNA GAIN OF 6 D BI					
Description	Lower Limit	Upper Limit	Measured	Unit	Verdict
Max output power cond	---	---	7.82	dBm	INFO
Duty cycle correction	---	---	0	dB	INFO
LIMIT absolute:					
Max output power DC corrected cond	---	24	7.82	dBm	PASS
LIMIT: 11 dBm + 10 log 20.64					
Max output power DC corrected cond	---	24.15	7.82	dBm	na

Power spectral density

RESULT

CONDUCTED LIMITS FOR MAX ANTENNA GAIN OF 6 D BI

RESULT

CONDUCTED LIMITS FOR MAX ANTENNA GAIN OF 6 D BI					
Description	Lower Limit	Upper Limit	Measured	Unit	Verdict
Power spectral density cond	---	---	-3.38	dBm/1MHz	INFO
Duty cycle correction	---	---	0	dB	INFO
Power spectral density DC corrected cond	---	11	-3.38	dBm/1MHz	PASS

Verdict
PASS

NA # Peak output power 3MHz/3MHz ~ WLAN5Gx n-HT20 mode U-NII-1

References

TC start	28.05.2026 15:39:31
Ambit temp (test rack) [°C] | humidity [rel%]	23.7 | 46
System version	6.0.7.5
Standard | Version	NA | NI
Method	
Description	Peak OP 3MHz/3MHz - WLAN5Gx n-HT20 mode U-NII-1
Information	U-NII-1_OFDM_nht20-mode_20MHz_ANT2_PS10 avg

EUT Common Settings WLAN5Gx

Number of antenna ports	2
User Interaction	No
Device class U-NII-1 (FCC)	Client
Limit W52 japan	Standard
TPC supported	No
Vehicle use (ISED)	No

Equipment

Signal analyzer,Rohde&Schwarz,FSV-40,1307.9002K40/101042,3.71
Switch matrix,cetecom advanced GmbH,USM,B002,1.0.0

Test Parameter

Technology to test	WLAN5Gx n-HT20 mode
EUT port	EUT2
Temperature	nom
Voltage	nom
Frequency low to test	False | Freq [MHz] 5180
Frequency mid to test	False | Freq [MHz] 5200
Frequency high to test	True | Freq [MHz] 5240
Auto control enabled power supply | Climatic Box	No | No
Additional path loss [dB]	0
Full path type	EUT_SA_GEN_SIG
Full path name	EUT2.MP.SIG1/EUT2.SA/EUT2.GEN1/EUT2.GEN2/
Switch bits	00100010:00010001:00000000:00000001

Test at TX 5240 MHz

RESULT: Reference power cond.

DESCRIPTION	LOWER LIMIT	UPPER LIMIT	MEASURED	UNIT	VERDICT
Ref. power 1MHz/1MHz cond.	---	---	4.76	dBm	INFO
Ref. frequency	---	---	5234.010	MHz	INFO

READ SA SETTINGS:

RefLevel [dBm] | RefLevelOffset [dB] | InpAtt [dB]	16.76 | 12.4 | 20
Start [MHz] | Stop [MHz]	5215.000 | 5265.000
RBW [MHz] | VBW [MHz]	3.000000 | 3.000000
Detector | TraceMode	POS | MAXH
Sweep: time [ms] | count | points per Section | type	300 | 20 | 1001 | SWE

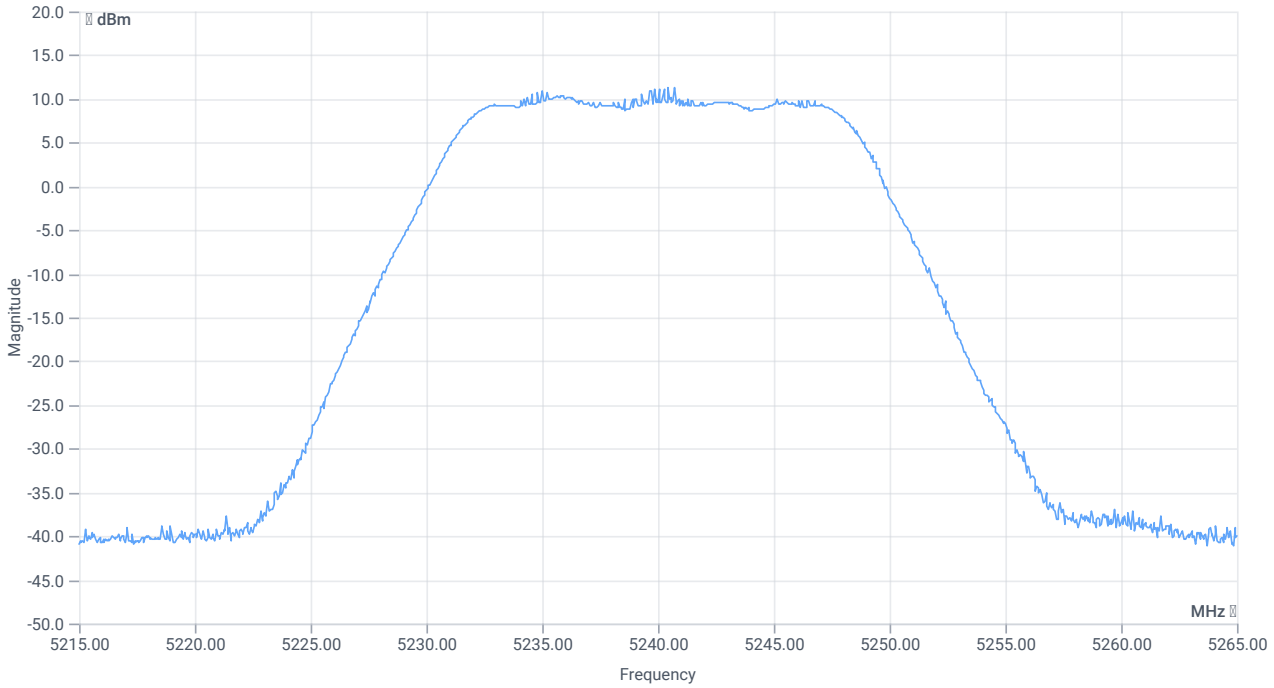

Peak output power

RESULT

DESCRIPTION	LOWER LIMIT	UPPER LIMIT	MEASURED	UNIT	VERDICT
Peak Power	---	---	11.29	dBm	INFO
Peak Power	---	---	13.458604	mW	INFO
Frequency at Peak	---	---	5240.699	MHz	INFO

Verdict
PASS

NA # Message with SA scan ~

References

TC start	28.05.2026 15:39:13
Ambit temp (test rack) [°C] | humidity [rel%]	23.7 | 46
System version	6.0.7.5
Standard | Version	NA | NI
Method	
Description	Message with SA Scan n_HT20_U_NII_1
Information	U-NII-1_OFDM_nht20-mode_20MHz_ANT2_PS10 avg

Equipment

Signal analyzer,Rohde&Schwarz,FSV-40,1307.9002K40/101042,3.71
Switch matrix,cetecom advanced GmbH,USM,B002,1.0.0

Test Parameter

Full path type	EUT_SA_GEN_SIG
Full path name	EUT2.MP.SIG1/EUT2.SA/EUT2.GEN1/EUT2.GEN2/
Switch bits	00100010:00010001:00000000:00000001
Message start	28.05.2026 15:39:16
Message	set WLAN5Gx to n_HT20_U_NII_1, Frequency [MHz] 5240 Information: U-NII-1_OFDM_nht20-mode_20MHz_ANT2_PS10 avg

Verdict
INFO

FCC 15.407, ISED RSS247 # Bandwidths 99PCT and 26dB (UNII-3 20dB) ~ WLAN5Gx n-HT20 mode U-NII-1

References

TC start	28.05.2026 15:38:35
Ambit temp (test rack) [°C] | humidity [rel%]	23.7 | 46
System version	6.0.7.5
Standard | Version	FCC 15.407, ISED RSS247 | NI
Method	26dB Bandwidth KDB789033 D02, C.1 / ISED RSS-GEN
Description	FCC 15.407 Bandwidths - WLAN5Gx n-HT20 mode U-NII-1
Information	U-NII-1_OFDM_nht20-mode_20MHz_ANT2_PS10 avg

EUT Common Settings WLAN5Gx

Number of antenna ports	2
User Interaction	No
Device class U-NII-1 (FCC)	Client
Limit W52 japan	Standard
TPC supported	No
Vehicle use (ISED)	No

Equipment

Signal analyzer,Rohde&Schwarz,FSV-40,1307.9002K40/101042,3.71
Switch matrix,cetecom advanced GmbH,USM,B002,1.0.0

Test Parameter

Technology to test	WLAN5Gx n-HT20 mode
EUT port	EUT2
Temperature	nom
Voltage	nom
Frequency low to test	False | Freq [MHz] 5180
Frequency mid to test	True | Freq [MHz] 5200
Frequency high to test	False | Freq [MHz] 5240
Auto control enabled power supply | Climatic Box	No | No
Additional path loss [dB]	0
Full path type	EUT_SA_GEN_SIG
Full path name	EUT2.MP.SIG1/EUT2.SA/EUT2.GEN1/EUT2.GEN2/
Switch bits	00100010:00010001:00000000:00000001

Test at TX 5200 MHz

RESULT: Reference power cond.

DESCRIPTION	LOWER LIMIT	UPPER LIMIT	MEASURED	UNIT	VERDICT
Ref. power 1MHz/1MHz cond.	---	---	3.41	dBm	INFO
Ref. frequency	---	---	5205.390	MHz	INFO

READ SA SETTINGS:

RefLevel [dBm] | RefLevelOffset [dB] | InpAtt [dB]	11.41 | 12.65 | 15
Start [MHz] | Stop [MHz]	5175.000 | 5225.000
RBW [MHz] | VBW [MHz]	0.300000 | 1.000000
Detector | TraceMode	POS | MAXH
Sweep: time [ms] | count | points per Section | type	1 | 2500 | 1001 | SWE

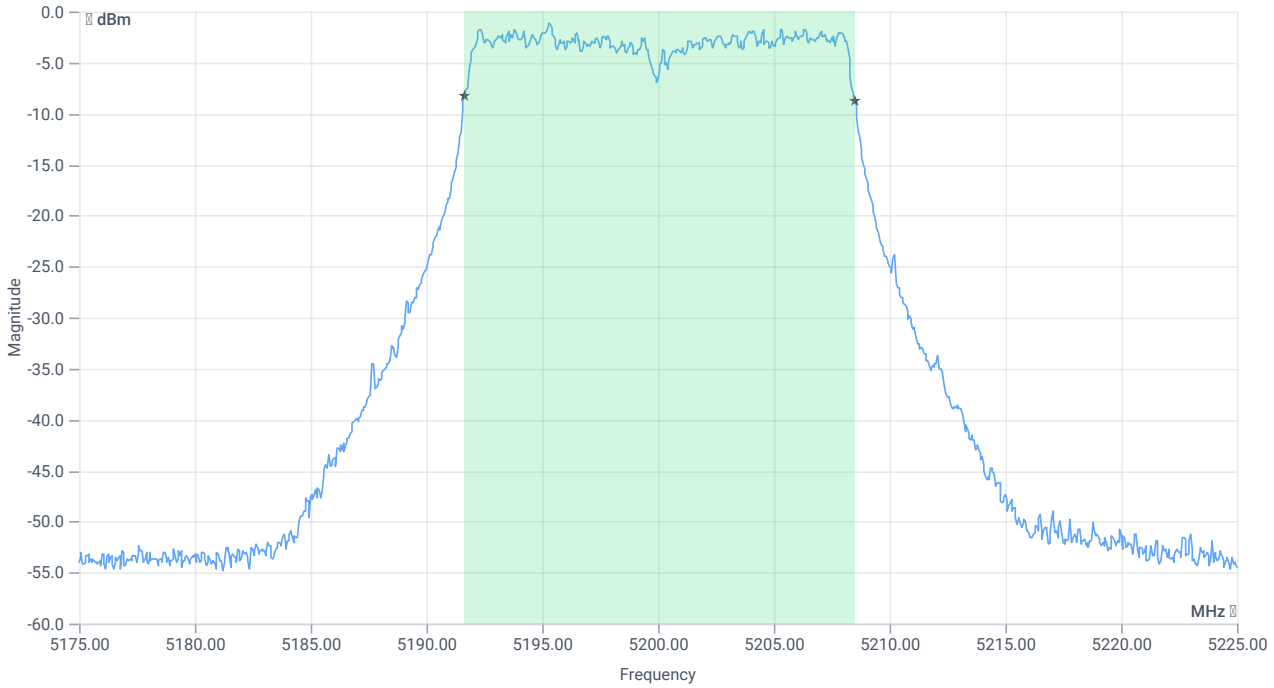

BW 99PCT

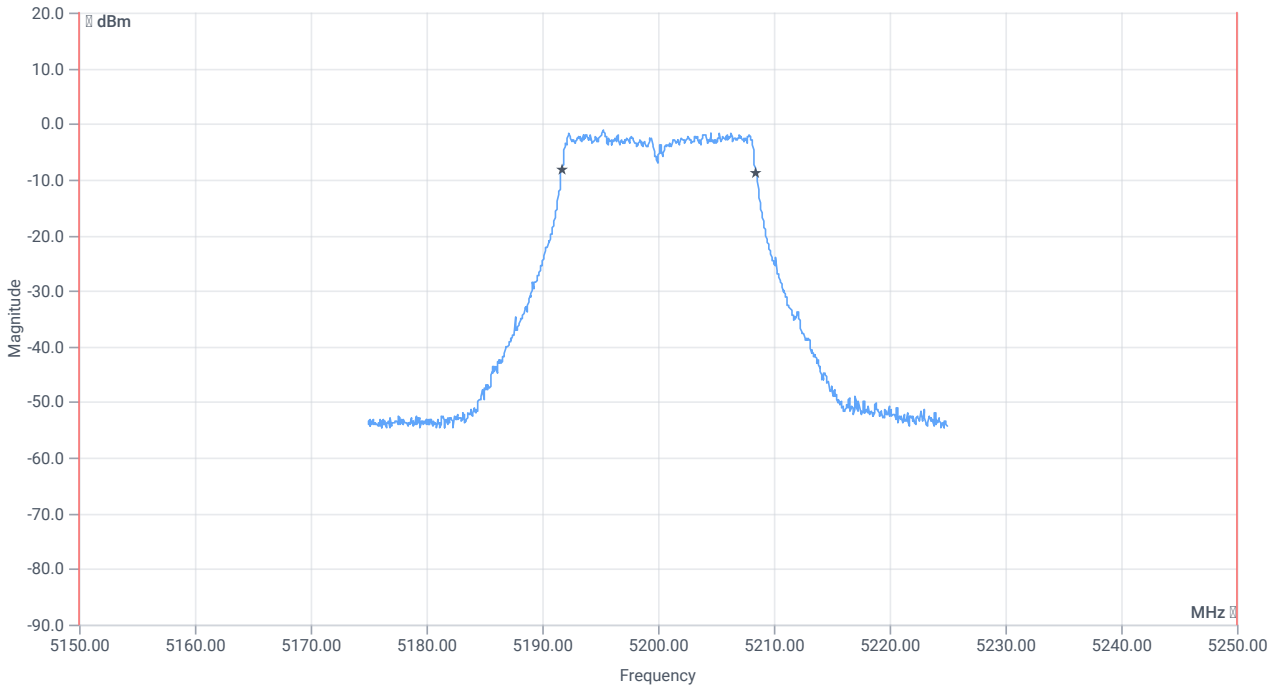

BW within band 99PCT

RESULT

DESCRIPTION	LOWER LIMIT	UPPER LIMIT	MEASURED	UNIT	VERDICT
Bandwidth 99%	---	---	16.833	MHz	INFO
T1 99%	5150.000000	---	5191.6583	MHz	PASS
T2 99%	---	5250.000000	5208.4915	MHz	PASS

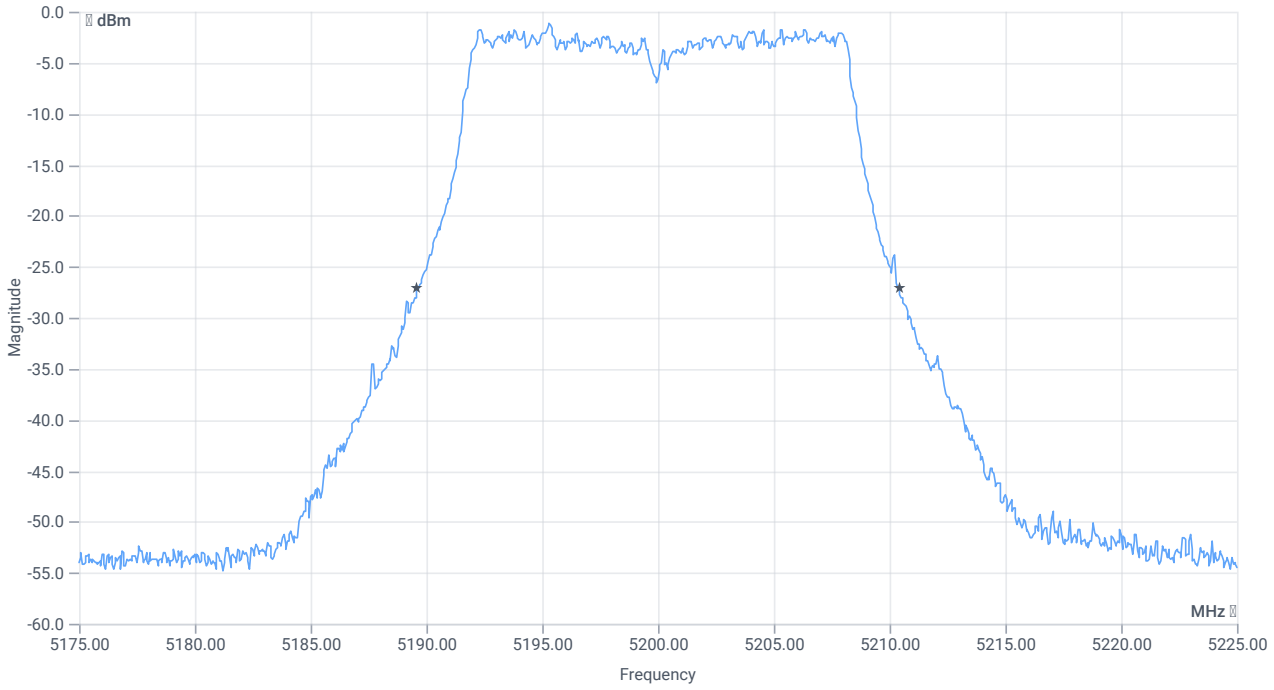

BW 26dB

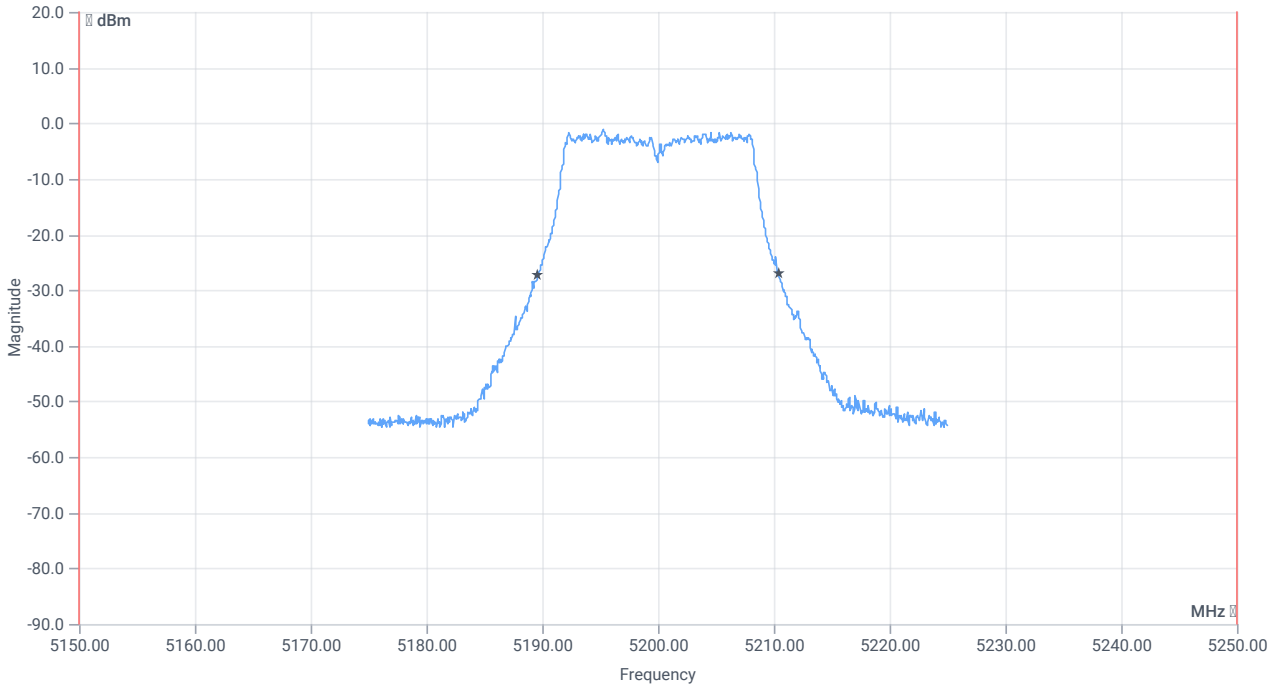

BW within band 26dB

RESULT

DESCRIPTION	LOWER LIMIT	UPPER LIMIT	MEASURED	UNIT	VERDICT
Bandwidth 26dB	---	---	20.8	MHz	INFO
T1 26dB	5150.000000	---	5189.6000	MHz	PASS
T2 26dB	---	5250.000000	5210.4000	MHz	PASS

Verdict
PASS

ISED RSS247 # Max output power and psd ~ WLAN5Gx n-HT20 mode U-NII-1

References

TC start	28.05.2026 15:36:59
Ambit temp (test rack) [°C] | humidity [rel%]	23.7 | 46
System version	6.0.7.5
Standard | Version	ISED RSS247 | NI
Method	
Description	ISED Max Output Power & PSD - WLAN5Gx n-HT20 mode U-NII-1
Information	U-NII-1_OFDM_nht20-mode_20MHz_ANT2_PS10 avg

EUT Common Settings WLAN5Gx

Number of antenna ports	2
User Interaction	No
Device class U-NII-1 (FCC)	Client
Limit W52 japan	Standard
TPC supported	No
Vehicle use (ISED)	No

Equipment

Signal analyzer,Rohde&Schwarz,FSV-40,1307.9002K40/101042,3.71
Switch matrix,cetecom advanced GmbH,USM,B002,1.0.0

Test Parameter

Technology to test	WLAN5Gx n-HT20 mode
EUT port	EUT2
Temperature	nom
Voltage	nom
Frequency low to test	False | Freq [MHz] 5180
Frequency mid to test	True | Freq [MHz] 5200
Frequency high to test	False | Freq [MHz] 5240
Auto control enabled power supply | Climatic Box	No | No
Additional path loss [dB]	0
Full path type	EUT_SA_GEN_SIG
Full path name	EUT2.MP.SIG1/EUT2.SA/EUT2.GEN1/EUT2.GEN2/
Switch bits	00100010:00010001:00000000:00000001

Test at TX 5200 MHz

RESULT: Reference power cond.

DESCRIPTION	LOWER LIMIT	UPPER LIMIT	MEASURED	UNIT	VERDICT
Ref. power 1MHz/1MHz cond.	---	---	3.64	dBm	INFO
Ref. frequency	---	---	5204.600	MHz	INFO

Evaluation max. duty cycle

Duty cycle evaluation

DESCRIPTION	LOWER LIMIT	UPPER LIMIT	MEASURED	UNIT	VERDICT
Duty cycle min	---	---	0	dB	DC > 98% defined

Evaluation bandwidth

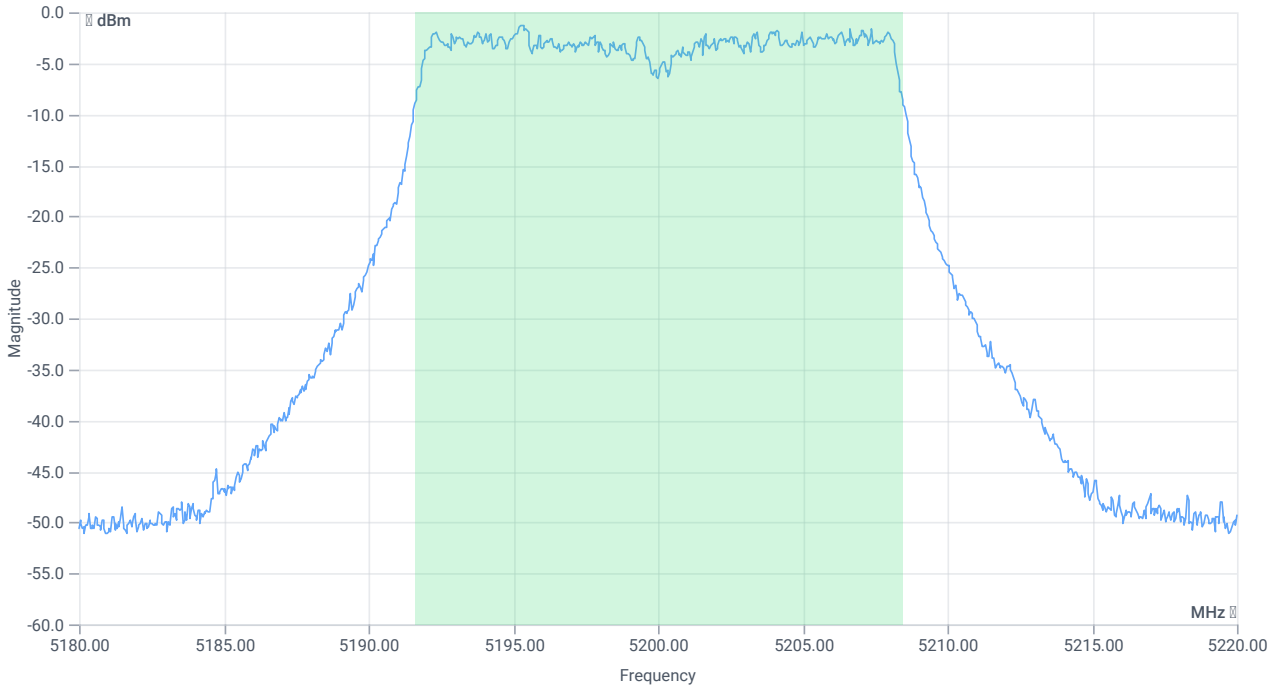

BW 99PCT

RESULT

DESCRIPTION	LOWER LIMIT	UPPER LIMIT	MEASURED	UNIT	VERDICT
Bandwidth 99%	---	---	16.863	MHz	INFO
T1 99%	---	---	5191.6084	MHz	INFO
T2 99%	---	---	5208.4715	MHz	INFO

Maximum Output Power

Antenna gain

Considered antenna gain [dBi]:	6.78 @ 5200 MHz

READ SA SETTINGS:

RefLevel [dBm] | RefLevelOffset [dB] | InpAtt [dB]	15.64 | 12.65 | 20
Start [MHz] | Stop [MHz]	5180.000 | 5220.000
RBW [MHz] | VBW [MHz]	1.000000 | 3.000000
Detector | TraceMode	RMS | MAXH
Sweep: time [ms] | count | points per Section | type	59600 | 1 | 161 | SWE

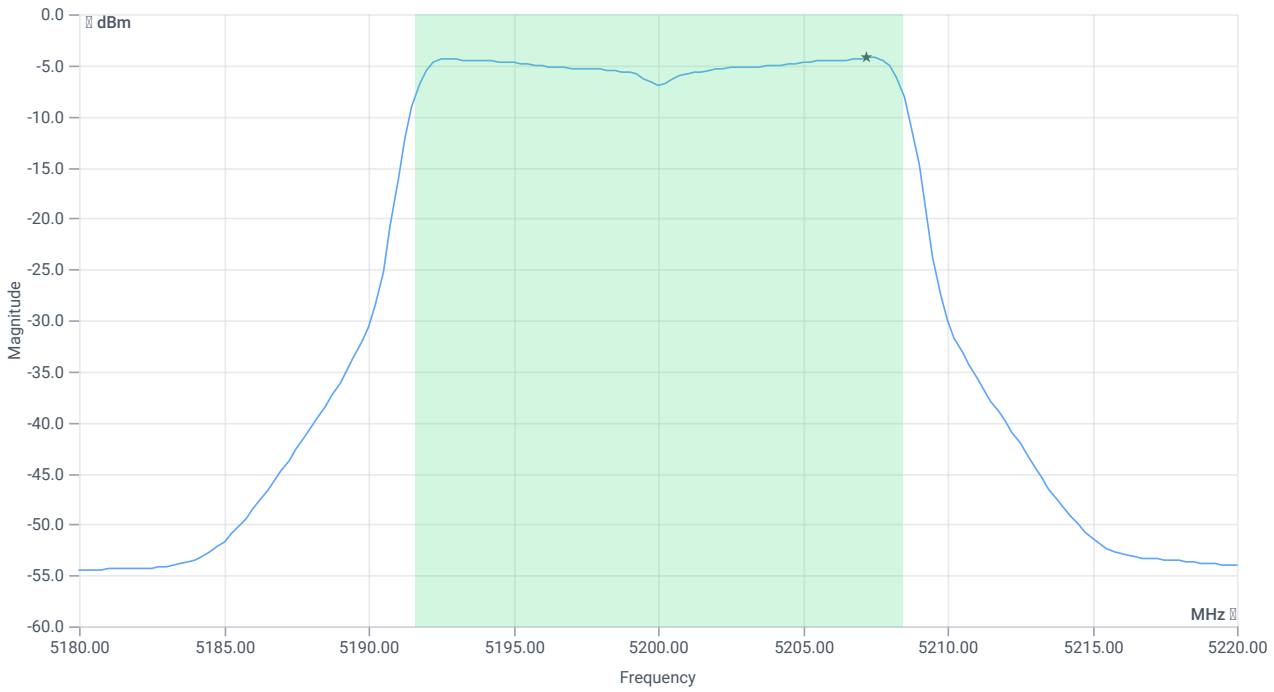

Max OP and PSD (without antenna gain)

RESULT

DESCRIPTION	LOWER LIMIT	UPPER LIMIT	MEASURED	UNIT	VERDICT
Vehicular use: No					
Max output power cond	---	---	6.85	dBm	INFO
Duty cycle correction	---	---	0	dB	INFO
Max output power DC corrected cond	---	---	6.85	dBm	INFO
LIMIT absolute eirp					
Max output power DC corrected eirp	---	23	13.63	dBm	PASS
LIMIT: 10 dBm + 10 log 16.863					

RESULT

DESCRIPTION	LOWER LIMIT	UPPER LIMIT	MEASURED	UNIT	VERDICT
Max output power DC corrected eirp	---	22.27	13.63	dBm	PASS
Power spectral density eirp	---		2.52	dBm/1MHz	INFO
Power spectral density DC corrected eirp	---	10	2.52	dBm/1MHz	PASS
LIMIT absolute cond (RSS-247 §6.2.1)					
Max output power DC corrected cond	---	24	6.85	dBm	PASS

Verdict
PASS

FCC 15.407 # Max output power and psd ~ WLAN5Gx n-HT20 mode U-NII-1

References

TC start	28.05.2026 15:35:26
Ambit temp (test rack) [°C] | humidity [rel%]	23.7 | 46
System version	6.0.7.5
Standard | Version	FCC 15.407 | NI
Method	KDB789033 D02, F., E.2.e.
Description	FCC 15.407 Max Output Power & PSD - WLAN5Gx n-HT20 mode U-NII-1
Information	U-NII-1_OFDM_nht20-mode_20MHz_ANT2_PS10 avg

EUT Common Settings WLAN5Gx

Number of antenna ports	2
User Interaction	No
Device class U-NII-1 (FCC)	Client
Limit W52 japan	Standard
TPC supported	No
Vehicle use (ISED)	No

Equipment

Signal analyzer,Rohde&Schwarz,FSV-40,1307.9002K40/101042,3.71
Switch matrix,cetecom advanced GmbH,USM,B002,1.0.0

Test Parameter

Technology to test	WLAN5Gx n-HT20 mode
EUT port	EUT2
Temperature	nom
Voltage	nom
Frequency low to test	False | Freq [MHz] 5180
Frequency mid to test	True | Freq [MHz] 5200
Frequency high to test	False | Freq [MHz] 5240
Auto control enabled power supply | Climatic Box	No | No
Additional path loss [dB]	0
Full path type	EUT_SA_GEN_SIG
Full path name	EUT2.MP.SIG1/EUT2.SA/EUT2.GEN1/EUT2.GEN2/
Switch bits	00100010:00010001:00000000:00000001

Test at TX 5200 MHz

RESULT: Reference power cond.

DESCRIPTION	LOWER LIMIT	UPPER LIMIT	MEASURED	UNIT	VERDICT
Ref. power 1MHz/1MHz cond.	---	---	3.54	dBm	INFO
Ref. frequency	---	---	5204.400	MHz	INFO

Evaluation max. duty cycle

Duty cycle evaluation

DESCRIPTION	LOWER LIMIT	UPPER LIMIT	MEASURED	UNIT	VERDICT
Duty cycle min	---	---	0	dB	DC > 98% defined

Evaluation bandwidth

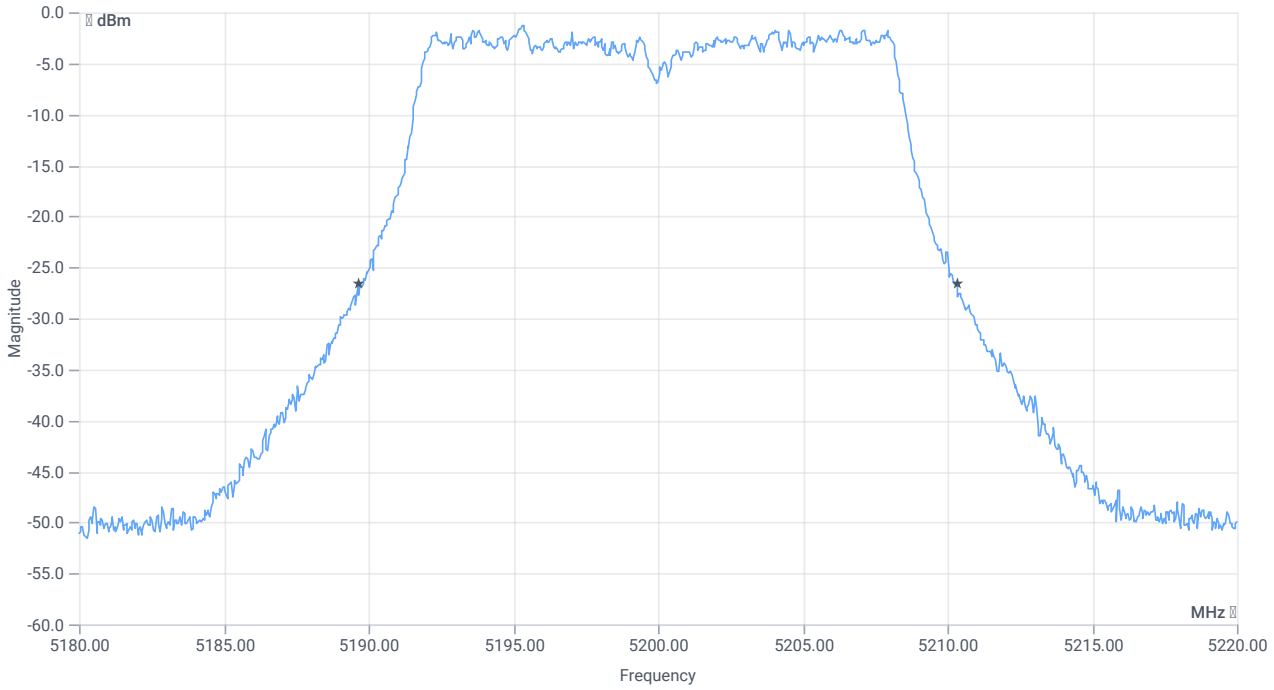

BW 26dB

RESULT

DESCRIPTION	LOWER LIMIT	UPPER LIMIT	MEASURED	UNIT	VERDICT
Bandwidth 26dB	---	---	20.68	MHz	INFO
T1 26dB	---	---	5189.6400	MHz	INFO
T2 26dB	---	---	5210.3200	MHz	INFO

Maximum Output Power

READ SA SETTINGS:

RefLevel [dBm] | RefLevelOffset [dB] | InpAtt [dB]	15.54 | 12.65 | 20
Start [MHz] | Stop [MHz]	5180.000 | 5220.000
RBW [MHz] | VBW [MHz]	1.000000 | 3.000000
Detector | TraceMode	RMS | MAXH
Sweep: time [ms] | count | points per Section | type	59600 | 1 | 161 | SWE

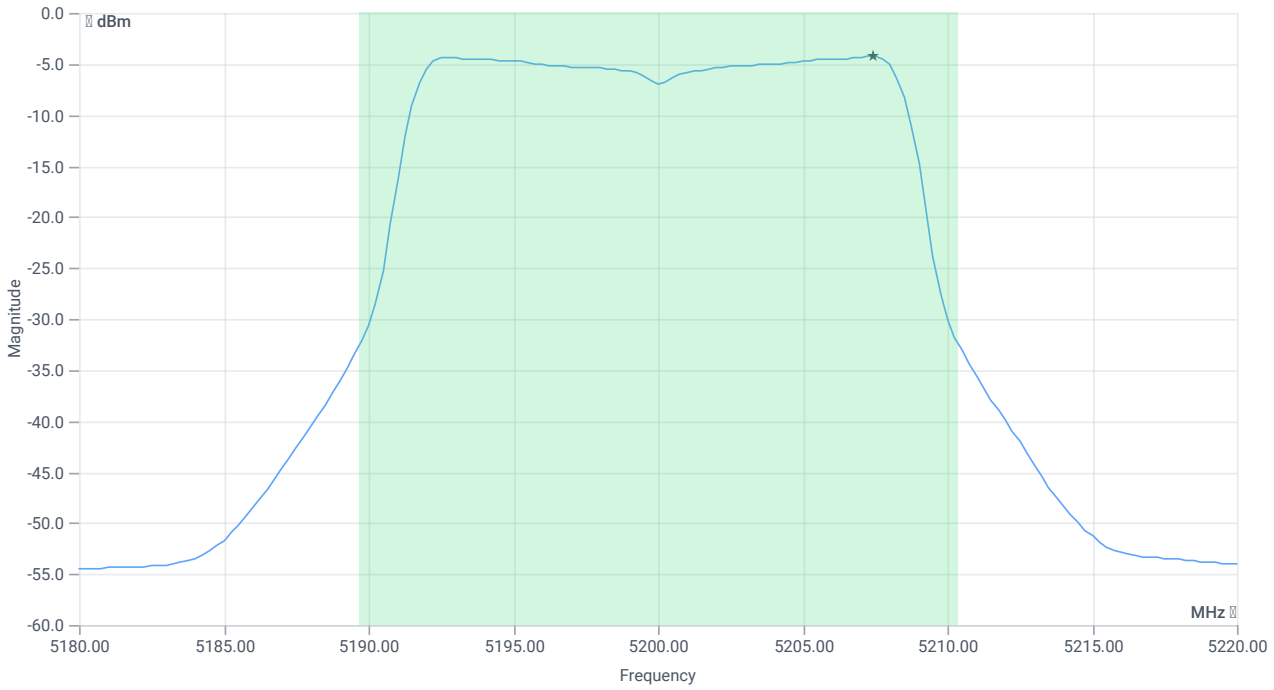

Max OP and PSD

RESULT

CONDUCTED LIMITS FOR MAX ANTENNA GAIN OF 6 D BI					
Description	Lower Limit	Upper Limit	Measured	Unit	Verdict
Max output power cond	---	---	6.94	dBm	INFO
Duty cycle correction	---	---	0	dB	INFO
LIMIT absolute:					
Max output power DC corrected cond	---	24	6.94	dBm	PASS
LIMIT: 11 dBm + 10 log 20.68					
Max output power DC corrected cond	---	24.16	6.94	dBm	na

Power spectral density

RESULT

CONDUCTED LIMITS FOR MAX ANTENNA GAIN OF 6 D BI

RESULT

CONDUCTED LIMITS FOR MAX ANTENNA GAIN OF 6 D BI					
Description	Lower Limit	Upper Limit	Measured	Unit	Verdict
Power spectral density cond	---	---	-4.27	dBm/1MHz	INFO
Duty cycle correction	---	---	0	dB	INFO
Power spectral density DC corrected cond	---	11	-4.27	dBm/1MHz	PASS

Verdict
PASS

NA # Peak output power 3MHz/3MHz ~ WLAN5Gx n-HT20 mode U-NII-1

References

TC start	28.05.2026 15:34:58
Ambit temp (test rack) [°C] | humidity [rel%]	23.7 | 46
System version	6.0.7.5
Standard | Version	NA | NI
Method	
Description	Peak OP 3MHz/3MHz - WLAN5Gx n-HT20 mode U-NII-1
Information	U-NII-1_OFDM_nht20-mode_20MHz_ANT2_PS10 avg

EUT Common Settings WLAN5Gx

Number of antenna ports	2
User Interaction	No
Device class U-NII-1 (FCC)	Client
Limit W52 japan	Standard
TPC supported	No
Vehicle use (ISED)	No

Equipment

Signal analyzer,Rohde&Schwarz,FSV-40,1307.9002K40/101042,3.71
Switch matrix,cetecom advanced GmbH,USM,B002,1.0.0

Test Parameter

Technology to test	WLAN5Gx n-HT20 mode
EUT port	EUT2
Temperature	nom
Voltage	nom
Frequency low to test	False | Freq [MHz] 5180
Frequency mid to test	True | Freq [MHz] 5200
Frequency high to test	False | Freq [MHz] 5240
Auto control enabled power supply | Climatic Box	No | No
Additional path loss [dB]	0
Full path type	EUT_SA_GEN_SIG
Full path name	EUT2.MP.SIG1/EUT2.SA/EUT2.GEN1/EUT2.GEN2/
Switch bits	00100010:00010001:00000000:00000001

Test at TX 5200 MHz

RESULT: Reference power cond.

DESCRIPTION	LOWER LIMIT	UPPER LIMIT	MEASURED	UNIT	VERDICT
Ref. power 1MHz/1MHz cond.	---	---	5.78	dBm	INFO
Ref. frequency	---	---	5195.200	MHz	INFO

READ SA SETTINGS:

RefLevel [dBm] | RefLevelOffset [dB] | InpAtt [dB]	17.78 | 12.65 | 25
Start [MHz] | Stop [MHz]	5175.000 | 5225.000
RBW [MHz] | VBW [MHz]	3.000000 | 3.000000
Detector | TraceMode	POS | MAXH
Sweep: time [ms] | count | points per Section | type	300 | 20 | 1001 | SWE

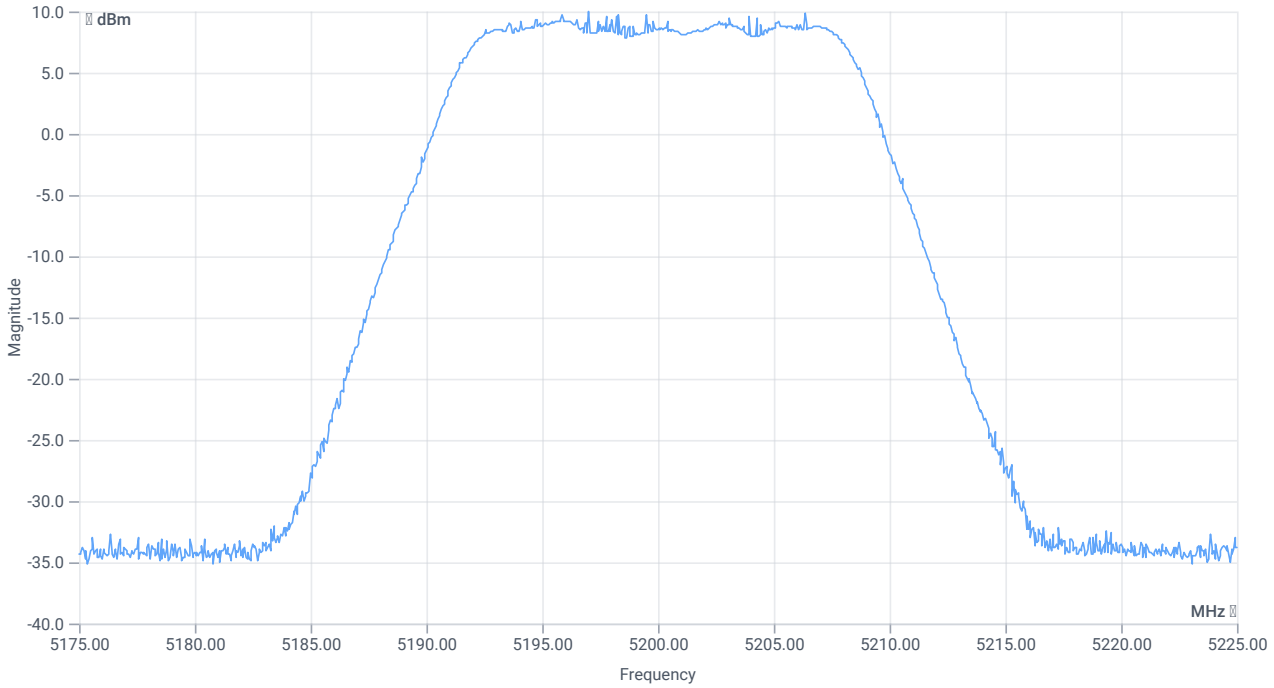

Peak output power

RESULT

DESCRIPTION	LOWER LIMIT	UPPER LIMIT	MEASURED	UNIT	VERDICT
Peak Power	---	---	9.94	dBm	INFO
Peak Power	---	---	9.862795	mW	INFO
Frequency at Peak	---	---	5197.003	MHz	INFO

Verdict
PASS

NA # Message with SA scan ~

References

TC start	28.05.2026 15:34:35
Ambit temp (test rack) [°C] | humidity [rel%]	23.7 | 46
System version	6.0.7.5
Standard | Version	NA | NI
Method	
Description	Message with SA Scan n_HT20_U_NII_1
Information	U-NII-1_OFDM_nht20-mode_20MHz_ANT2_PS10 avg

Equipment

Signal analyzer,Rohde&Schwarz,FSV-40,1307.9002K40/101042,3.71
Switch matrix,cetecom advanced GmbH,USM,B002,1.0.0

Test Parameter

Full path type	EUT_SA_GEN_SIG
Full path name	EUT2.MP.SIG1/EUT2.SA/EUT2.GEN1/EUT2.GEN2/
Switch bits	00100010:00010001:00000000:00000001
Message start	28.05.2026 15:34:38
Message	set WLAN5Gx to n_HT20_U_NII_1, Frequency [MHz] 5200 , Information: U-NII-1_OFDM_nht20-mode_20MHz_ANT2_PS10 avg

Verdict
INFO

FCC 15.407, ISED RSS247 # Bandwidths 99PCT and 26dB (UNII-3 20dB) ~ WLAN5Gx n-HT20 mode U-NII-1

References

TC start	28.05.2026 15:33:56
Ambit temp (test rack) [°C] | humidity [rel%]	23.7 | 46
System version	6.0.7.5
Standard | Version	FCC 15.407, ISED RSS247 | NI
Method	26dB Bandwidth KDB789033 D02, C.1 / ISED RSS-GEN
Description	FCC 15.407 Bandwidths - WLAN5Gx n-HT20 mode U-NII-1
Information	U-NII-1_OFDM_nht20-mode_20MHz_ANT2_PS10 avg

EUT Common Settings WLAN5Gx

Number of antenna ports	2
User Interaction	No
Device class U-NII-1 (FCC)	Client
Limit W52 japan	Standard
TPC supported	No
Vehicle use (ISED)	No

Equipment

Signal analyzer,Rohde&Schwarz,FSV-40,1307.9002K40/101042,3.71
Switch matrix,cetecom advanced GmbH,USM,B002,1.0.0

Test Parameter

Technology to test	WLAN5Gx n-HT20 mode
EUT port	EUT2
Temperature	nom
Voltage	nom
Frequency low to test	True | Freq [MHz] 5180
Frequency mid to test	False | Freq [MHz] 5200
Frequency high to test	False | Freq [MHz] 5240
Auto control enabled power supply | Climatic Box	No | No
Additional path loss [dB]	0
Full path type	EUT_SA_GEN_SIG
Full path name	EUT2.MP.SIG1/EUT2.SA/EUT2.GEN1/EUT2.GEN2/
Switch bits	00100010:00010001:00000000:00000001

Test at TX 5180 MHz

RESULT: Reference power cond.

DESCRIPTION	LOWER LIMIT	UPPER LIMIT	MEASURED	UNIT	VERDICT
Ref. power 1MHz/1MHz cond.	---	---	4.40	dBm	INFO
Ref. frequency	---	---	5182.600	MHz	INFO

READ SA SETTINGS:

RefLevel [dBm] | RefLevelOffset [dB] | InpAtt [dB]	12.40 | 12.36 | 20
Start [MHz] | Stop [MHz]	5155.000 | 5205.000
RBW [MHz] | VBW [MHz]	0.300000 | 1.000000
Detector | TraceMode	POS | MAXH
Sweep: time [ms] | count | points per Section | type	1 | 2500 | 1001 | SWE

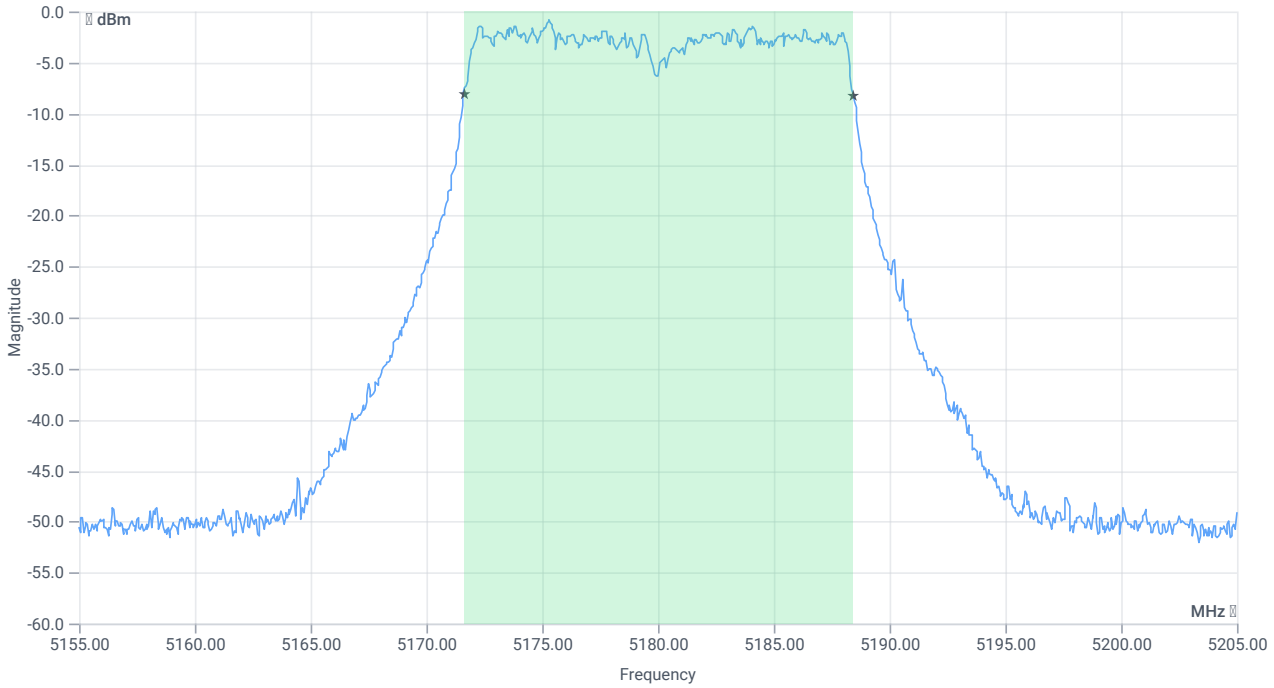

BW 99PCT

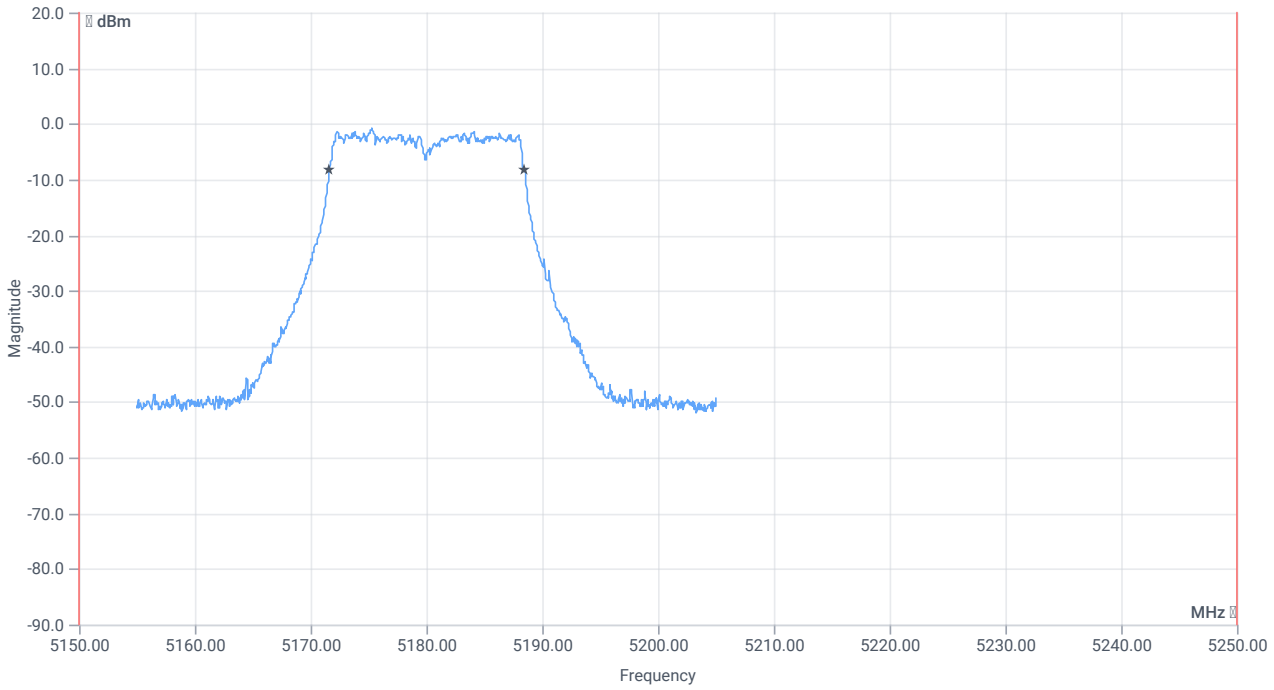

BW within band 99PCT

RESULT

DESCRIPTION	LOWER LIMIT	UPPER LIMIT	MEASURED	UNIT	VERDICT
Bandwidth 99%	---	---	16.833	MHz	INFO
T1 99%	5150.000000	---	5171.6084	MHz	PASS
T2 99%	---	5250.000000	5188.4416	MHz	PASS

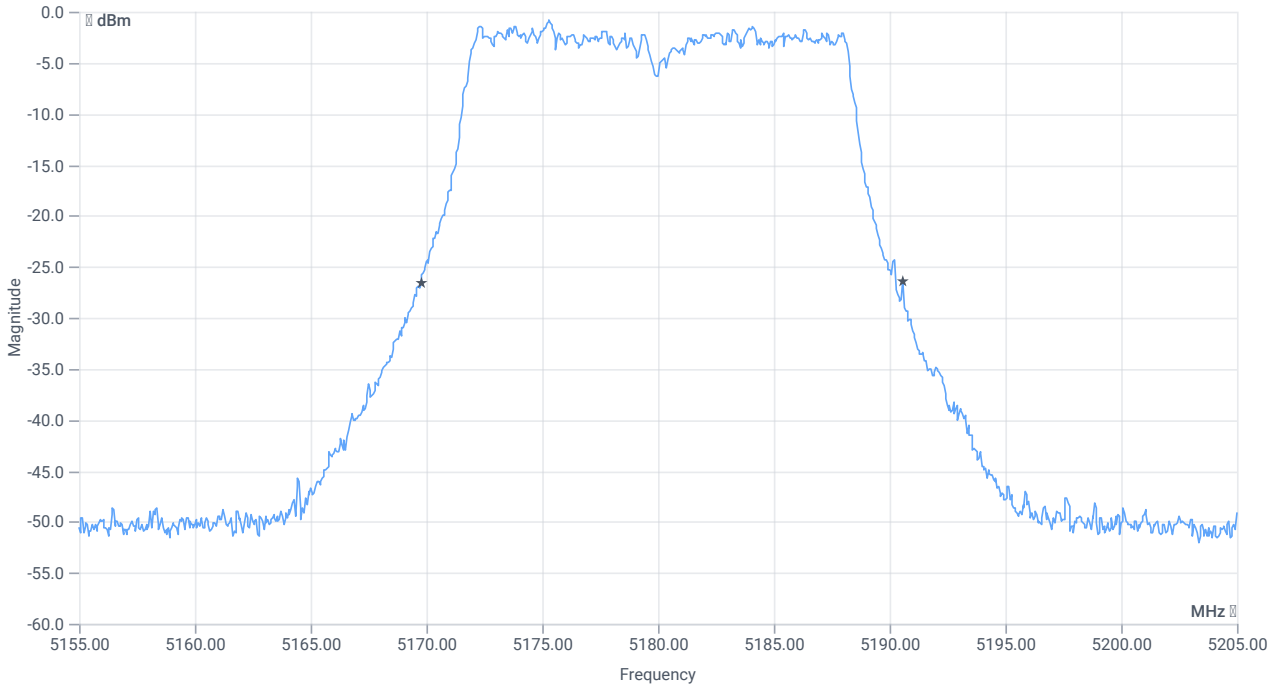

BW 26dB

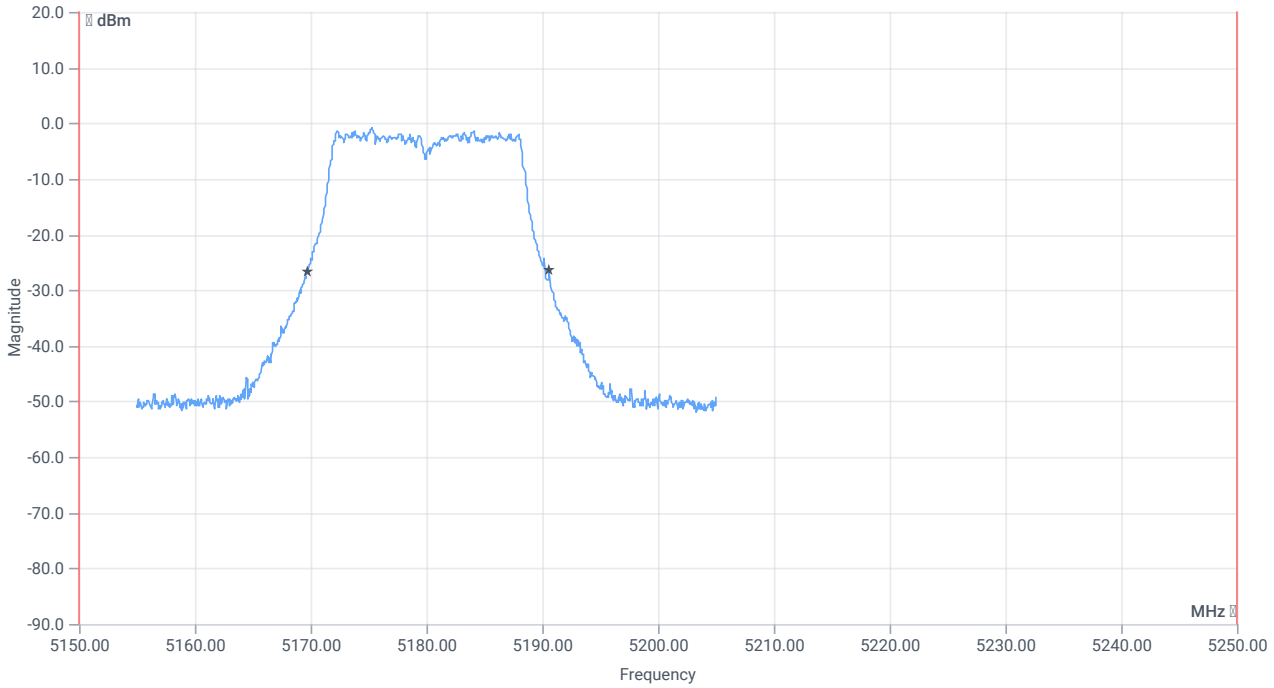

BW within band 26dB

RESULT

DESCRIPTION	LOWER LIMIT	UPPER LIMIT	MEASURED	UNIT	VERDICT
Bandwidth 26dB	---	---	20.85	MHz	INFO
T1 26dB	5150.000000	---	5169.7500	MHz	PASS
T2 26dB	---	5250.000000	5190.6000	MHz	PASS

Verdict
PASS

ISED RSS247 # Max output power and psd ~ WLAN5Gx n-HT20 mode U-NII-1

References

TC start	28.05.2026 15:32:20
Ambit temp (test rack) [°C] | humidity [rel%]	23.6 | 46
System version	6.0.7.5
Standard | Version	ISED RSS247 | NI
Method	
Description	ISED Max Output Power & PSD - WLAN5Gx n-HT20 mode U-NII-1
Information	U-NII-1_OFDM_nht20-mode_20MHz_ANT2_PS10 avg

EUT Common Settings WLAN5Gx

Number of antenna ports	2
User Interaction	No
Device class U-NII-1 (FCC)	Client
Limit W52 japan	Standard
TPC supported	No
Vehicle use (ISED)	No

Equipment

Signal analyzer,Rohde&Schwarz,FSV-40,1307.9002K40/101042,3.71
Switch matrix,cetecom advanced GmbH,USM,B002,1.0.0

Test Parameter

Technology to test	WLAN5Gx n-HT20 mode
EUT port	EUT2
Temperature	nom
Voltage	nom
Frequency low to test	True | Freq [MHz] 5180
Frequency mid to test	False | Freq [MHz] 5200
Frequency high to test	False | Freq [MHz] 5240
Auto control enabled power supply | Climatic Box	No | No
Additional path loss [dB]	0
Full path type	EUT_SA_GEN_SIG
Full path name	EUT2.MP.SIG1/EUT2.SA/EUT2.GEN1/EUT2.GEN2/
Switch bits	00100010:00010001:00000000:00000001

Test at TX 5180 MHz

RESULT: Reference power cond.

DESCRIPTION	LOWER LIMIT	UPPER LIMIT	MEASURED	UNIT	VERDICT
Ref. power 1MHz/1MHz cond.	---	---	3.33	dBm	INFO
Ref. frequency	---	---	5178.000	MHz	INFO

Evaluation max. duty cycle

Duty cycle evaluation

DESCRIPTION	LOWER LIMIT	UPPER LIMIT	MEASURED	UNIT	VERDICT
Duty cycle min	---	---	0	dB	DC > 98% defined

Evaluation bandwidth

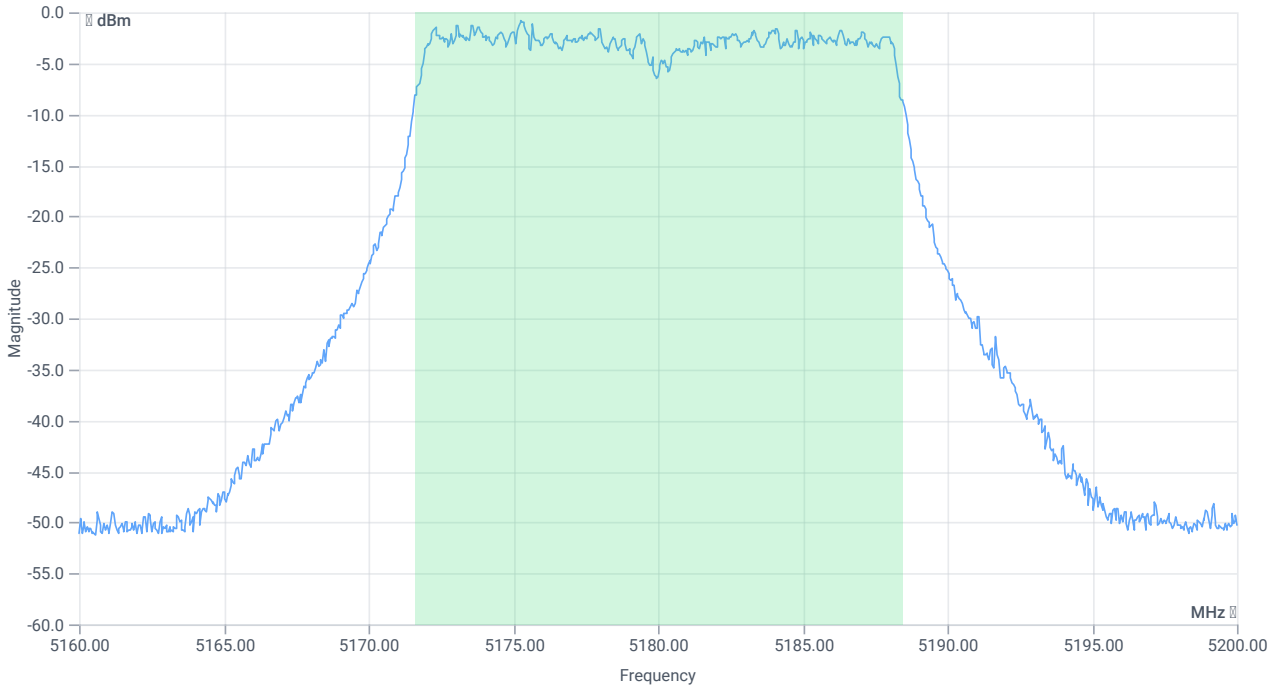

BW 99PCT

RESULT

DESCRIPTION	LOWER LIMIT	UPPER LIMIT	MEASURED	UNIT	VERDICT
Bandwidth 99%	---	---	16.823	MHz	INFO
T1 99%	---	---	5171.6084	MHz	INFO
T2 99%	---	---	5188.4316	MHz	INFO

Maximum Output Power

Antenna gain

Considered antenna gain [dBi]:	6.78 @ 5180 MHz

READ SA SETTINGS:

RefLevel [dBm] | RefLevelOffset [dB] | InpAtt [dB]	15.33 | 12.36 | 20
Start [MHz] | Stop [MHz]	5160.000 | 5200.000
RBW [MHz] | VBW [MHz]	1.000000 | 3.000000
Detector | TraceMode	RMS | MAXH
Sweep: time [ms] | count | points per Section | type	59600 | 1 | 161 | SWE

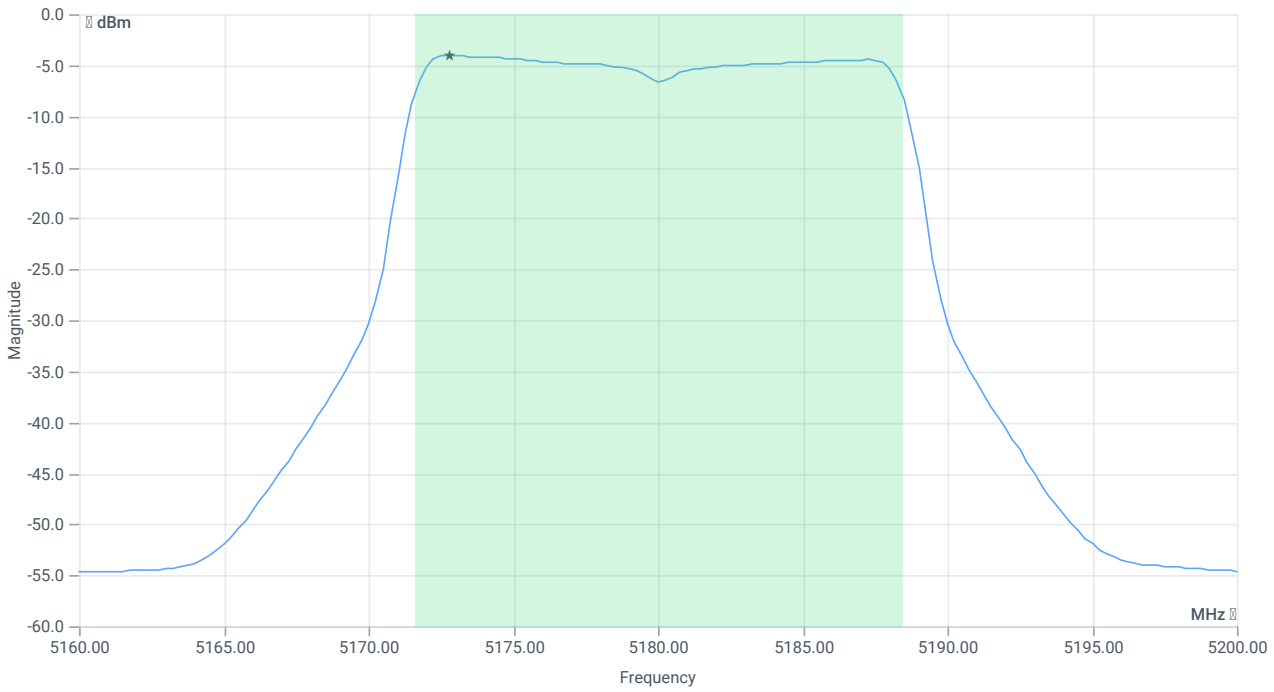

Max OP and PSD (without antenna gain)

RESULT

DESCRIPTION	LOWER LIMIT	UPPER LIMIT	MEASURED	UNIT	VERDICT
Vehicular use: No					
Max output power cond	---	---	7.08	dBm	INFO
Duty cycle correction	---	---	0	dB	INFO
Max output power DC corrected cond	---	---	7.08	dBm	INFO
LIMIT absolute eirp					
Max output power DC corrected eirp	---	23	13.86	dBm	PASS
LIMIT: 10 dBm + 10 log 16.823					

RESULT

DESCRIPTION	LOWER LIMIT	UPPER LIMIT	MEASURED	UNIT	VERDICT
Max output power DC corrected eirp	---	22.26	13.86	dBm	PASS
Power spectral density eirp	---		2.75	dBm/1MHz	INFO
Power spectral density DC corrected eirp	---	10	2.75	dBm/1MHz	PASS
LIMIT absolute cond (RSS-247 §6.2.1)					
Max output power DC corrected cond	---	24	7.08	dBm	PASS

Verdict
PASS

FCC 15.407 # Max output power and psd ~ WLAN5Gx n-HT20 mode U-NII-1

References

TC start	28.05.2026 15:30:44
Ambit temp (test rack) [°C] | humidity [rel%]	23.6 | 46
System version	6.0.7.5
Standard | Version	FCC 15.407 | NI
Method	KDB789033 D02, F., E.2.e.
Description	FCC 15.407 Max Output Power & PSD - WLAN5Gx n-HT20 mode U-NII-1
Information	U-NII-1_OFDM_nht20-mode_20MHz_ANT2_PS10 avg

EUT Common Settings WLAN5Gx

Number of antenna ports	2
User Interaction	No
Device class U-NII-1 (FCC)	Client
Limit W52 japan	Standard
TPC supported	No
Vehicle use (ISED)	No

Equipment

Signal analyzer,Rohde&Schwarz,FSV-40,1307.9002K40/101042,3.71
Switch matrix,cetecom advanced GmbH,USM,B002,1.0.0

Test Parameter

Technology to test	WLAN5Gx n-HT20 mode
EUT port	EUT2
Temperature	nom
Voltage	nom
Frequency low to test	True | Freq [MHz] 5180
Frequency mid to test	False | Freq [MHz] 5200
Frequency high to test	False | Freq [MHz] 5240
Auto control enabled power supply | Climatic Box	No | No
Additional path loss [dB]	0
Full path type	EUT_SA_GEN_SIG
Full path name	EUT2.MP.SIG1/EUT2.SA/EUT2.GEN1/EUT2.GEN2/
Switch bits	00100010:00010001:00000000:00000001

Test at TX 5180 MHz

RESULT: Reference power cond.

DESCRIPTION	LOWER LIMIT	UPPER LIMIT	MEASURED	UNIT	VERDICT
Ref. power 1MHz/1MHz cond.	---	---	4.89	dBm	INFO
Ref. frequency	---	---	5182.800	MHz	INFO

Evaluation max. duty cycle

Duty cycle evaluation

DESCRIPTION	LOWER LIMIT	UPPER LIMIT	MEASURED	UNIT	VERDICT
Duty cycle min	---	---	0	dB	DC > 98% defined

Evaluation bandwidth

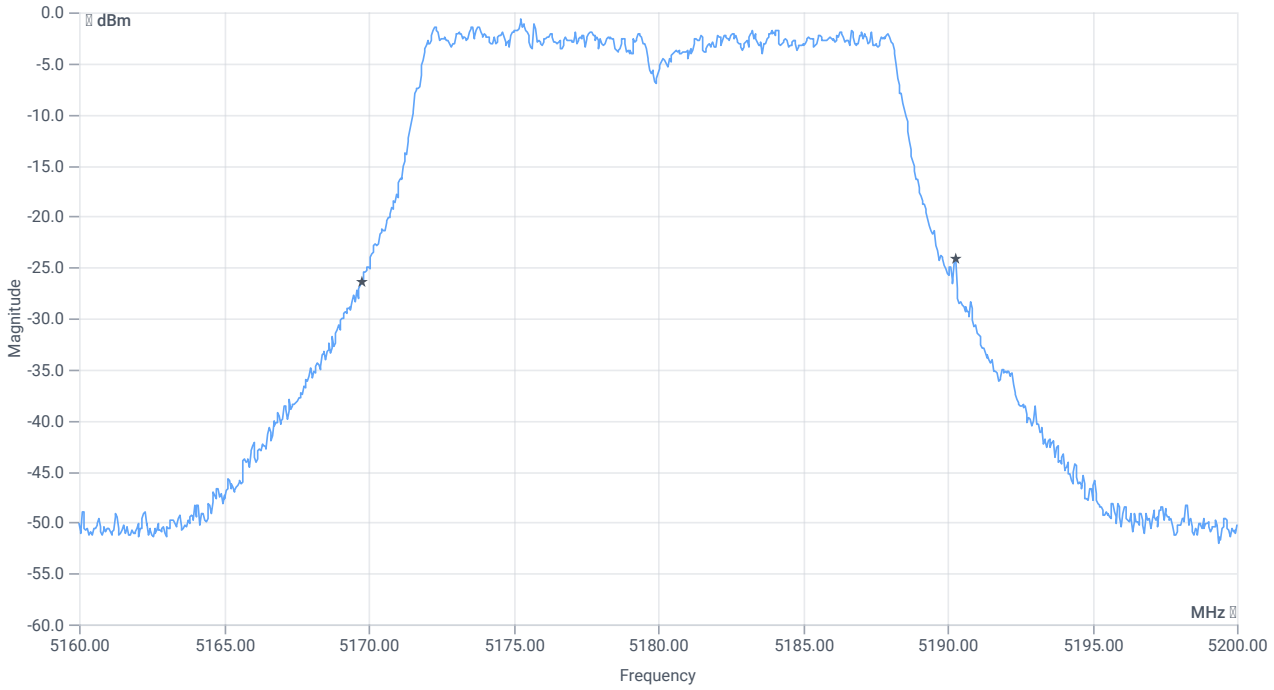

BW 26dB

RESULT

DESCRIPTION	LOWER LIMIT	UPPER LIMIT	MEASURED	UNIT	VERDICT
Bandwidth 26dB	---	---	20.52	MHz	INFO
T1 26dB	---	---	5169.7600	MHz	INFO
T2 26dB	---	---	5190.2800	MHz	INFO

Maximum Output Power

READ SA SETTINGS:

RefLevel [dBm] | RefLevelOffset [dB] | InpAtt [dB]	16.89 | 12.36 | 20
Start [MHz] | Stop [MHz]	5160.000 | 5200.000
RBW [MHz] | VBW [MHz]	1.000000 | 3.000000
Detector | TraceMode	RMS | MAXH
Sweep: time [ms] | count | points per Section | type	59600 | 1 | 161 | SWE

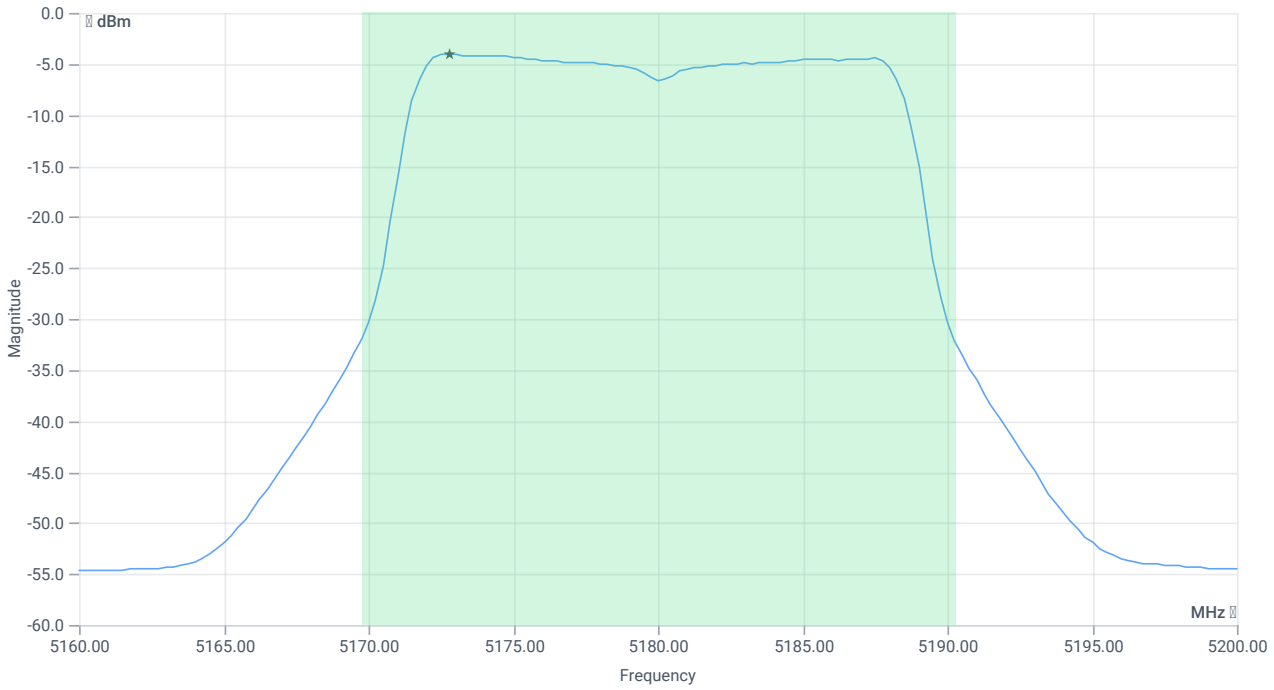

Max OP and PSD

RESULT

CONDUCTED LIMITS FOR MAX ANTENNA GAIN OF 6 D BI					
Description	Lower Limit	Upper Limit	Measured	Unit	Verdict
Max output power cond	---	---	7.16	dBm	INFO
Duty cycle correction	---	---	0	dB	INFO
LIMIT absolute:					
Max output power DC corrected cond	---	24	7.16	dBm	PASS
LIMIT: 11 dBm + 10 log 20.52					
Max output power DC corrected cond	---	24.12	7.16	dBm	na

Power spectral density

RESULT

CONDUCTED LIMITS FOR MAX ANTENNA GAIN OF 6 D BI

RESULT

CONDUCTED LIMITS FOR MAX ANTENNA GAIN OF 6 D BI					
Description	Lower Limit	Upper Limit	Measured	Unit	Verdict
Power spectral density cond	---	---	-4.01	dBm/1MHz	INFO
Duty cycle correction	---	---	0	dB	INFO
Power spectral density DC corrected cond	---	11	-4.01	dBm/1MHz	PASS

Verdict
PASS

NA # Peak output power 3MHz/3MHz ~ WLAN5Gx n-HT20 mode U-NII-1

References

TC start	28.05.2026 15:30:16
Ambit temp (test rack) [°C] | humidity [rel%]	23.6 | 46
System version	6.0.7.5
Standard | Version	NA | NI
Method	
Description	Peak OP 3MHz/3MHz - WLAN5Gx n-HT20 mode U-NII-1
Information	U-NII-1_OFDM_nht20-mode_20MHz_ANT2_PS10 avg

EUT Common Settings WLAN5Gx

Number of antenna ports	2
User Interaction	No
Device class U-NII-1 (FCC)	Client
Limit W52 japan	Standard
TPC supported	No
Vehicle use (ISED)	No

Equipment

Signal analyzer,Rohde&Schwarz,FSV-40,1307.9002K40/101042,3.71
Switch matrix,cetecom advanced GmbH,USM,B002,1.0.0

Test Parameter

Technology to test	WLAN5Gx n-HT20 mode
EUT port	EUT2
Temperature	nom
Voltage	nom
Frequency low to test	True | Freq [MHz] 5180
Frequency mid to test	False | Freq [MHz] 5200
Frequency high to test	False | Freq [MHz] 5240
Auto control enabled power supply | Climatic Box	No | No
Additional path loss [dB]	0
Full path type	EUT_SA_GEN_SIG
Full path name	EUT2.MP.SIG1/EUT2.SA/EUT2.GEN1/EUT2.GEN2/
Switch bits	00100010:00010001:00000000:00000001

Test at TX 5180 MHz

RESULT: Reference power cond.

DESCRIPTION	LOWER LIMIT	UPPER LIMIT	MEASURED	UNIT	VERDICT
Ref. power 1MHz/1MHz cond.	---	---	4.04	dBm	INFO
Ref. frequency	---	---	5176.600	MHz	INFO

READ SA SETTINGS:

RefLevel [dBm] | RefLevelOffset [dB] | InpAtt [dB]	16.04 | 12.36 | 20
Start [MHz] | Stop [MHz]	5155.000 | 5205.000
RBW [MHz] | VBW [MHz]	3.000000 | 3.000000
Detector | TraceMode	POS | MAXH
Sweep: time [ms] | count | points per Section | type	300 | 20 | 1001 | SWE

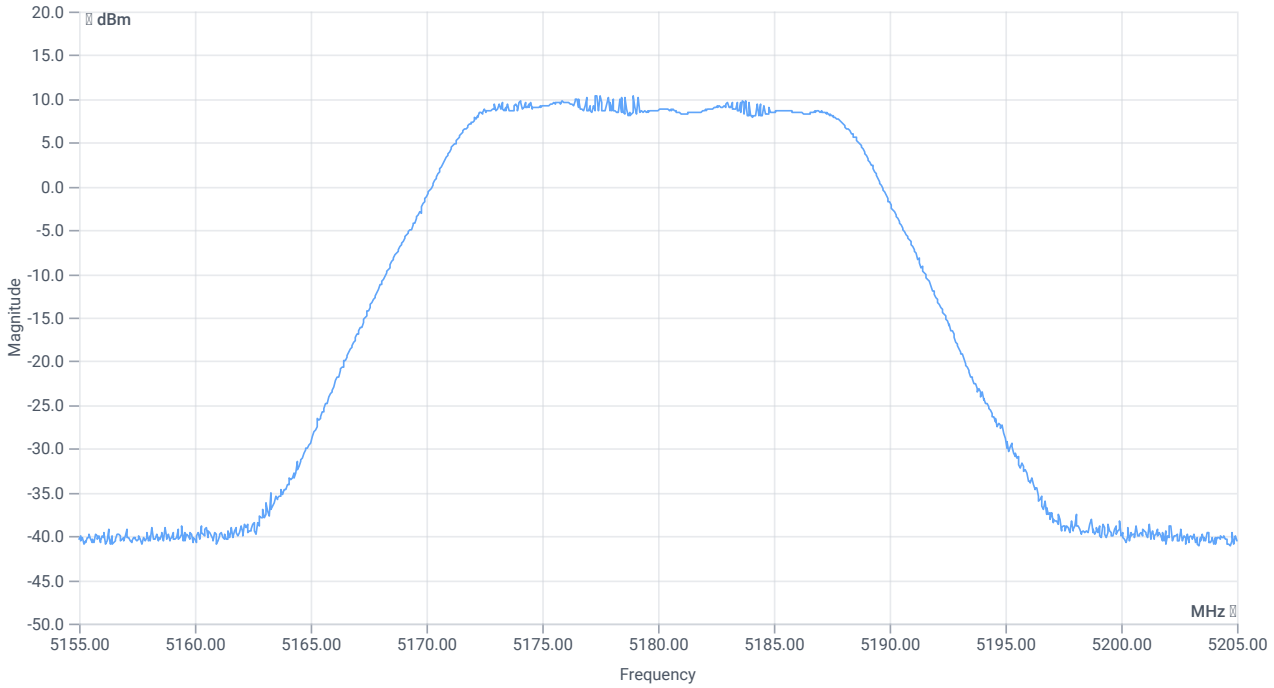

Peak output power

RESULT

DESCRIPTION	LOWER LIMIT	UPPER LIMIT	MEASURED	UNIT	VERDICT
Peak Power	---	---	10.35	dBm	INFO
Peak Power	---	---	10.839269	mW	INFO
Frequency at Peak	---	---	5178.951	MHz	INFO

Verdict
PASS

NA # Message with SA scan ~

References

TC start	28.05.2026 15:29:50
Ambit temp (test rack) [°C] | humidity [rel%]	23.6 | 46
System version	6.0.7.5
Standard | Version	NA | NI
Method	
Description	Message with SA Scan n_HT20_U_NII_1
Information	U-NII-1_OFDM_nht20-mode_20MHz_ANT2_PS10 avg

Equipment

Signal analyzer,Rohde&Schwarz,FSV-40,1307.9002K40/101042,3.71
Switch matrix,cetecom advanced GmbH,USM,B002,1.0.0

Test Parameter

Full path type	EUT_SA_GEN_SIG
Full path name	EUT2.MP.SIG1/EUT2.SA/EUT2.GEN1/EUT2.GEN2/
Switch bits	00100010:00010001:00000000:00000001
Message start	28.05.2026 15:29:53
Message	set WLAN5Gx to n_HT20_U_NII_1, Frequency [MHz] 5180 , Information: U-NII-1_OFDM_nht20-mode_20MHz_ANT2_PS10 avg

Verdict
INFO

FCC 15.407, ISED RSS247 # Bandwidths 99PCT and 26dB (UNII-3 20dB) ~ WLAN5Gx n-HT20 mode U-NII-1

References

TC start	28.05.2026 15:28:36
Ambit temp (test rack) [°C] | humidity [rel%]	23.6 | 46
System version	6.0.7.5
Standard | Version	FCC 15.407, ISED RSS247 | NI
Method	26dB Bandwidth KDB789033 D02, C.1 / ISED RSS-GEN
Description	FCC 15.407 Bandwidths - WLAN5Gx n-HT20 mode U-NII-1
Information	U-NII-1_OFDM_nht20-mode_20MHz_ANT1_ PS10 avg

EUT Common Settings WLAN5Gx

Number of antenna ports	2
User Interaction	No
Device class U-NII-1 (FCC)	Client
Limit W52 japan	Standard
TPC supported	No
Vehicle use (ISED)	No

Equipment

Signal analyzer,Rohde&Schwarz,FSV-40,1307.9002K40/101042,3.71
Switch matrix,cetecom advanced GmbH,USM,B002,1.0.0

Test Parameter

Technology to test	WLAN5Gx n-HT20 mode
EUT port	EUT1
Temperature	nom
Voltage	nom
Frequency low to test	False | Freq [MHz] 5180
Frequency mid to test	False | Freq [MHz] 5200
Frequency high to test	True | Freq [MHz] 5240
Auto control enabled power supply | Climatic Box	No | No
Additional path loss [dB]	0
Full path type	EUT_SA_GEN_SIG
Full path name	EUT1.MP.SIG1/EUT1.SA/EUT1.GEN1/EUT1.GEN2/
Switch bits	00010001:00010001:00000000:00000001

Test at TX 5240 MHz

RESULT: Reference power cond.

DESCRIPTION	LOWER LIMIT	UPPER LIMIT	MEASURED	UNIT	VERDICT
Ref. power 1MHz/1MHz cond.	---	---	5.91	dBm	INFO
Ref. frequency	---	---	5234.410	MHz	INFO

READ SA SETTINGS:

RefLevel [dBm] | RefLevelOffset [dB] | InpAtt [dB]	13.91 | 12.83 | 20
Start [MHz] | Stop [MHz]	5215.000 | 5265.000
RBW [MHz] | VBW [MHz]	0.300000 | 1.000000
Detector | TraceMode	POS | MAXH
Sweep: time [ms] | count | points per Section | type	1 | 2500 | 1001 | SWE

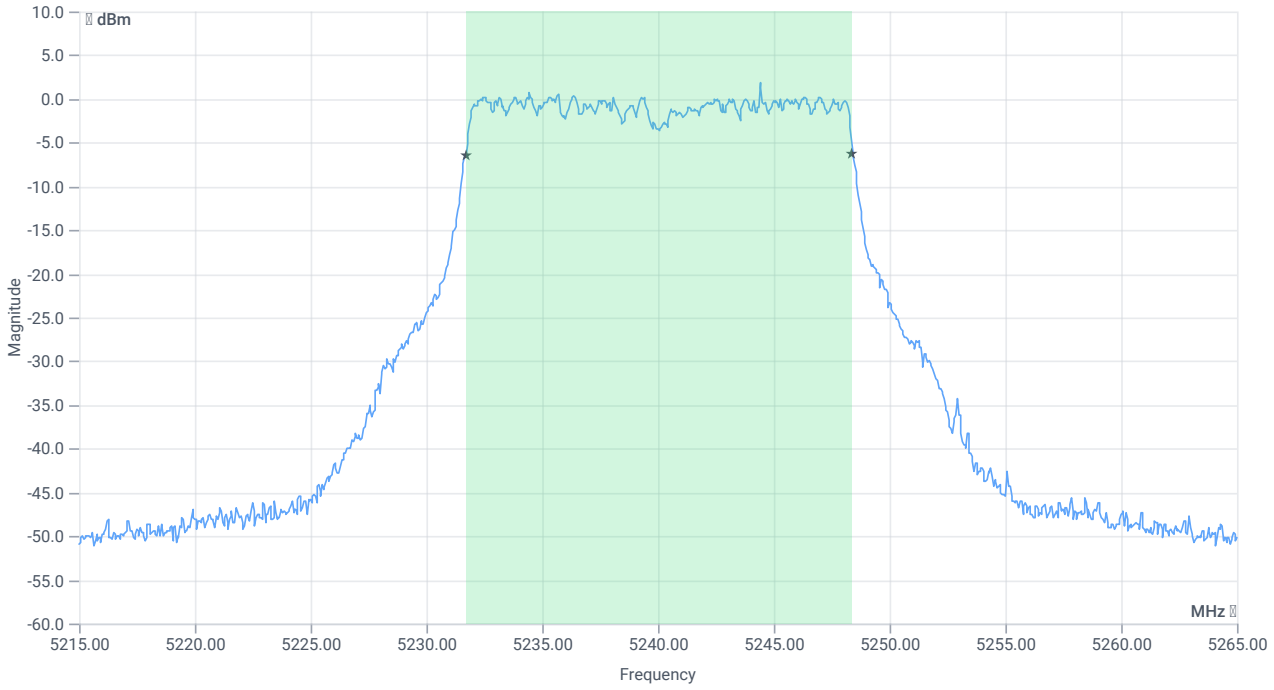

BW 99PCT

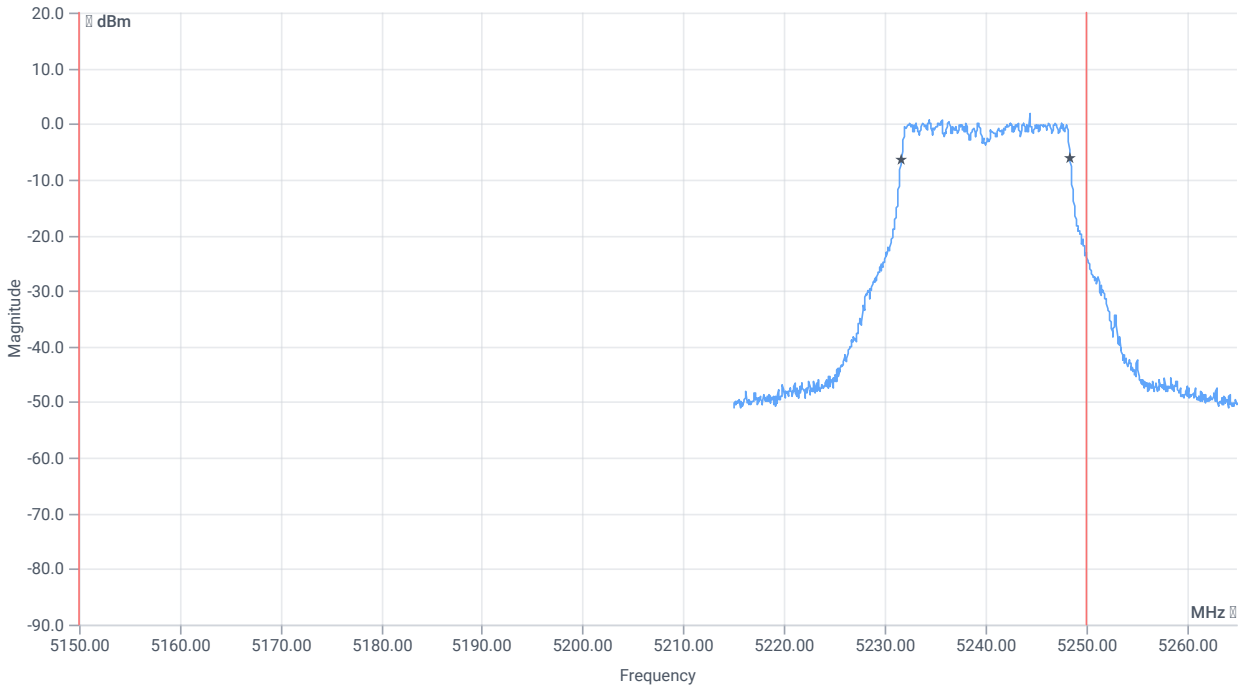

BW within band 99PCT

RESULT

DESCRIPTION	LOWER LIMIT	UPPER LIMIT	MEASURED	UNIT	VERDICT
Bandwidth 99%	---	---	16.683	MHz	INFO
T1 99%	5150.000000	---	5231.7083	MHz	PASS
T2 99%	---	5250.000000	5248.3916	MHz	PASS

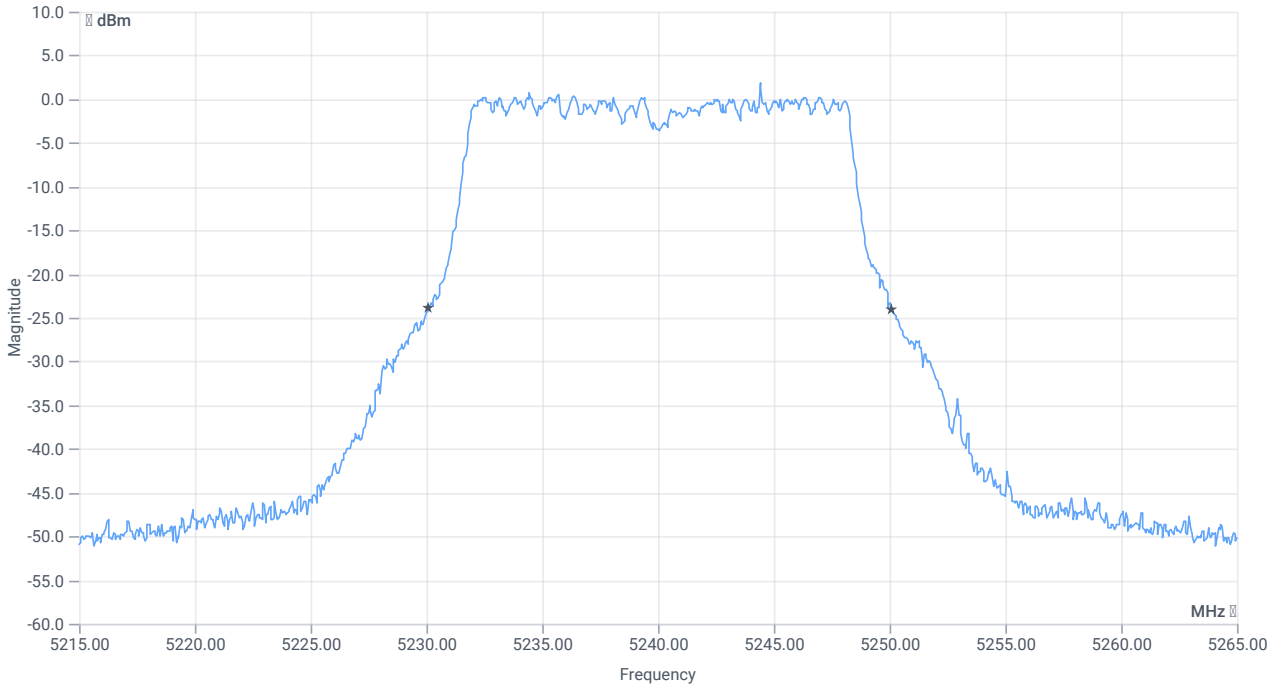

BW 26dB

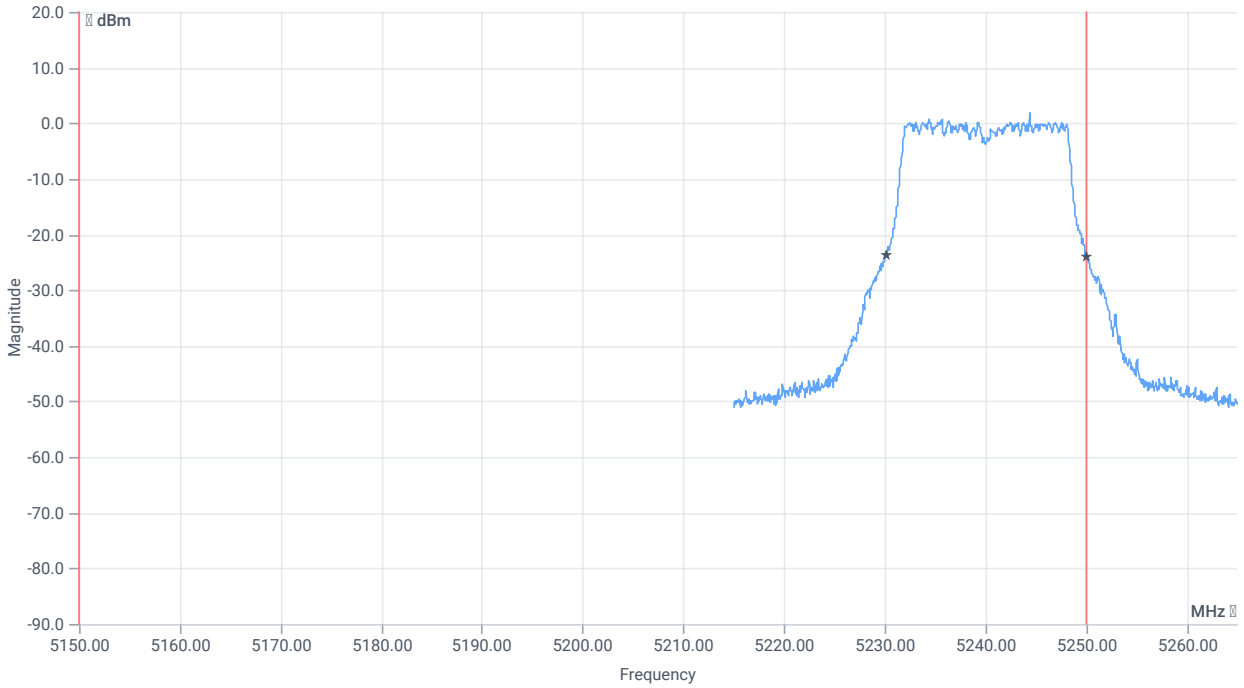

BW within band 26dB

RESULT

DESCRIPTION	LOWER LIMIT	UPPER LIMIT	MEASURED	UNIT	VERDICT
Bandwidth 26dB	---	---	20	MHz	INFO
T1 26dB	5150.000000	---	5230.1000	MHz	PASS
T2 26dB	---	5250.000000	5250.1000	MHz	DFS required

Verdict
PASS

ISED RSS247 # Max output power and psd ~ WLAN5Gx n-HT20 mode U-NII-1

References

TC start	28.05.2026 15:27:04
Ambit temp (test rack) [°C] | humidity [rel%]	23.6 | 46
System version	6.0.7.5
Standard | Version	ISED RSS247 | NI
Method	
Description	ISED Max Output Power & PSD - WLAN5Gx n-HT20 mode U-NII-1
Information	U-NII-1_OFDM_nht20-mode_20MHz_ANT1_ PS10 avg

EUT Common Settings WLAN5Gx

Number of antenna ports	2
User Interaction	No
Device class U-NII-1 (FCC)	Client
Limit W52 japan	Standard
TPC supported	No
Vehicle use (ISED)	No

Equipment

Signal analyzer,Rohde&Schwarz,FSV-40,1307.9002K40/101042,3.71
Switch matrix,cetecom advanced GmbH,USM,B002,1.0.0

Test Parameter

Technology to test	WLAN5Gx n-HT20 mode
EUT port	EUT1
Temperature	nom
Voltage	nom
Frequency low to test	False | Freq [MHz] 5180
Frequency mid to test	False | Freq [MHz] 5200
Frequency high to test	True | Freq [MHz] 5240
Auto control enabled power supply | Climatic Box	No | No
Additional path loss [dB]	0
Full path type	EUT_SA_GEN_SIG
Full path name	EUT1.MP.SIG1/EUT1.SA/EUT1.GEN1/EUT1.GEN2/
Switch bits	00010001:00010001:00000000:00000001

Test at TX 5240 MHz

RESULT: Reference power cond.

DESCRIPTION	LOWER LIMIT	UPPER LIMIT	MEASURED	UNIT	VERDICT
Ref. power 1MHz/1MHz cond.	---	---	5.75	dBm	INFO
Ref. frequency	---	---	5236.400	MHz	INFO

Evaluation max. duty cycle

Duty cycle evaluation

DESCRIPTION	LOWER LIMIT	UPPER LIMIT	MEASURED	UNIT	VERDICT
Duty cycle min	---	---	0	dB	DC > 98% defined

Evaluation bandwidth

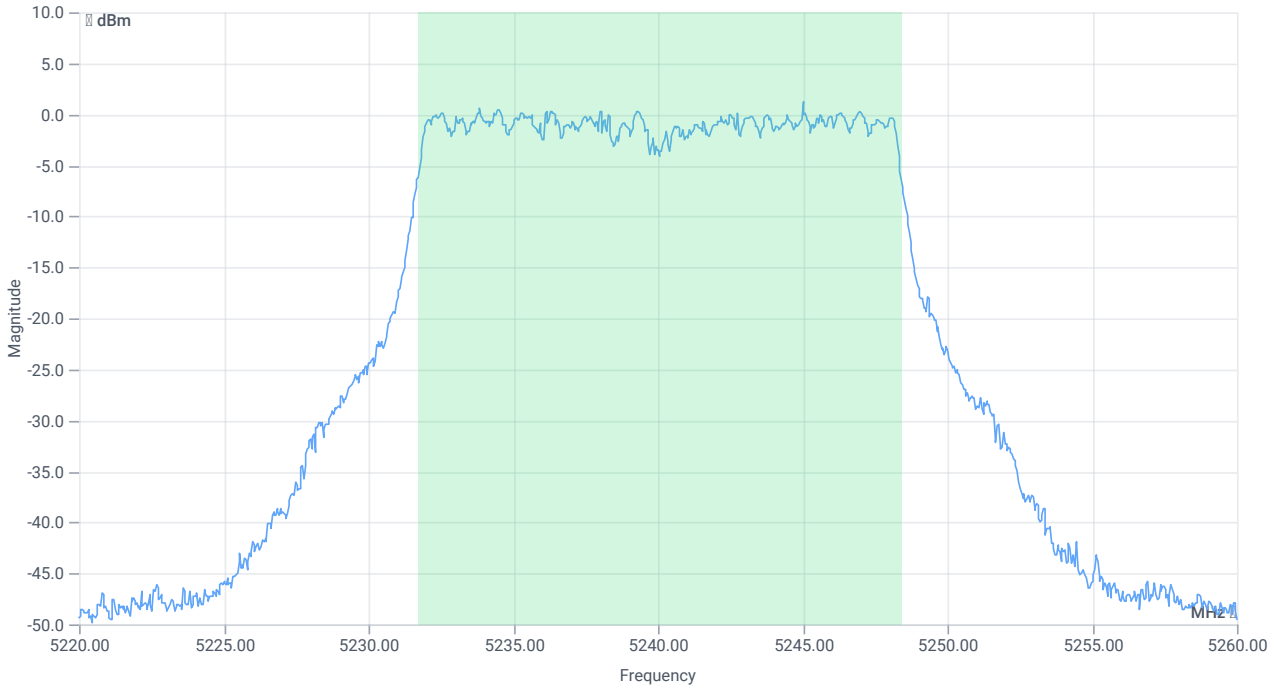

BW 99PCT

RESULT

DESCRIPTION	LOWER LIMIT	UPPER LIMIT	MEASURED	UNIT	VERDICT
Bandwidth 99%	---	---	16.663	MHz	INFO
T1 99%	---	---	5231.7283	MHz	INFO
T2 99%	---	---	5248.3916	MHz	INFO

Maximum Output Power

Antenna gain

Considered antenna gain [dBi]:	6.78 @ 5240 MHz

READ SA SETTINGS:

RefLevel [dBm] | RefLevelOffset [dB] | InpAtt [dB]	17.75 | 12.83 | 20
Start [MHz] | Stop [MHz]	5220.000 | 5260.000
RBW [MHz] | VBW [MHz]	1.000000 | 3.000000
Detector | TraceMode	RMS | MAXH
Sweep: time [ms] | count | points per Section | type	59600 | 1 | 161 | SWE

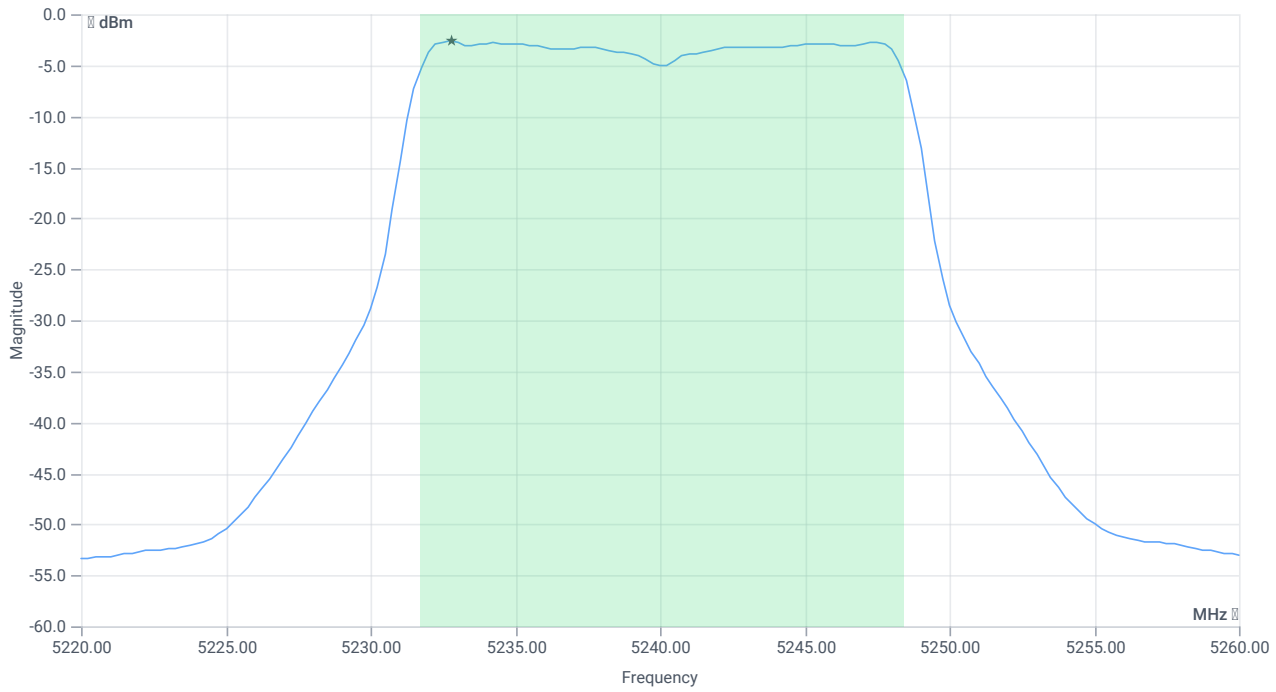

Max OP and PSD (without antenna gain)

RESULT

DESCRIPTION	LOWER LIMIT	UPPER LIMIT	MEASURED	UNIT	VERDICT
Vehicular use: No					
Max output power cond	---	---	8.6	dBm	INFO
Duty cycle correction	---	---	0	dB	INFO
Max output power DC corrected cond	---	---	8.6	dBm	INFO
LIMIT absolute eirp					
Max output power DC corrected eirp	---	23	15.38	dBm	PASS
LIMIT: 10 dBm + 10 log 16.663					

RESULT

DESCRIPTION	LOWER LIMIT	UPPER LIMIT	MEASURED	UNIT	VERDICT
Max output power DC corrected eirp	---	22.22	15.38	dBm	PASS
Power spectral density eirp	---		4.13	dBm/1MHz	INFO
Power spectral density DC corrected eirp	---	10	4.13	dBm/1MHz	PASS
LIMIT absolute cond (RSS-247 §6.2.1)					
Max output power DC corrected cond	---	24	8.6	dBm	PASS

Verdict
PASS

FCC 15.407 # Max output power and psd ~ WLAN5Gx n-HT20 mode U-NII-1

References

TC start	28.05.2026 15:25:29
Ambit temp (test rack) [°C] | humidity [rel%]	23.6 | 46
System version	6.0.7.5
Standard | Version	FCC 15.407 | NI
Method	KDB789033 D02, F., E.2.e.
Description	FCC 15.407 Max Output Power & PSD - WLAN5Gx n-HT20 mode U-NII-1
Information	U-NII-1_OFDM_nht20-mode_20MHz_ANT1_ PS10 avg

EUT Common Settings WLAN5Gx

Number of antenna ports	2
User Interaction	No
Device class U-NII-1 (FCC)	Client
Limit W52 japan	Standard
TPC supported	No
Vehicle use (ISED)	No

Equipment

Signal analyzer,Rohde&Schwarz,FSV-40,1307.9002K40/101042,3.71
Switch matrix,cetecom advanced GmbH,USM,B002,1.0.0

Test Parameter

Technology to test	WLAN5Gx n-HT20 mode
EUT port	EUT1
Temperature	nom
Voltage	nom
Frequency low to test	False | Freq [MHz] 5180
Frequency mid to test	False | Freq [MHz] 5200
Frequency high to test	True | Freq [MHz] 5240
Auto control enabled power supply | Climatic Box	No | No
Additional path loss [dB]	0
Full path type	EUT_SA_GEN_SIG
Full path name	EUT1.MP.SIG1/EUT1.SA/EUT1.GEN1/EUT1.GEN2/
Switch bits	00010001:00010001:00000000:00000001

Test at TX 5240 MHz

RESULT: Reference power cond.

DESCRIPTION	LOWER LIMIT	UPPER LIMIT	MEASURED	UNIT	VERDICT
Ref. power 1MHz/1MHz cond.	---	---	6.44	dBm	INFO
Ref. frequency	---	---	5235.200	MHz	INFO

Evaluation max. duty cycle

Duty cycle evaluation

DESCRIPTION	LOWER LIMIT	UPPER LIMIT	MEASURED	UNIT	VERDICT
Duty cycle min	---	---	0	dB	DC > 98% defined

Evaluation bandwidth

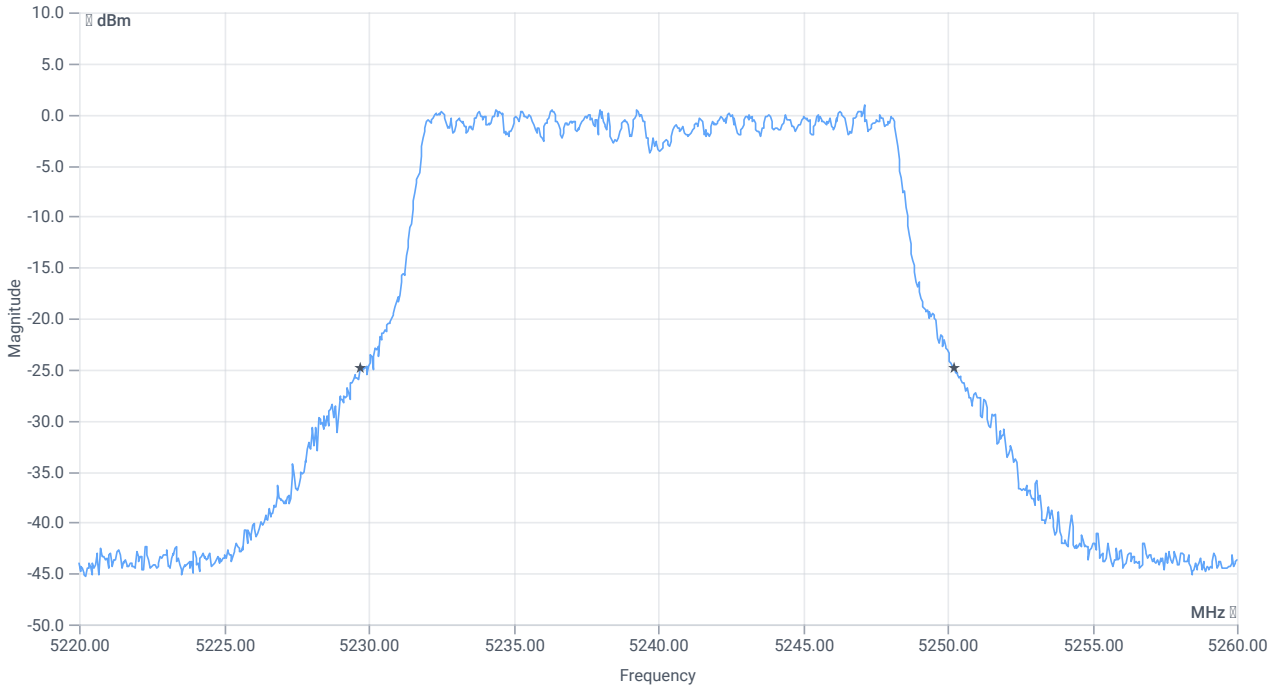

BW 26dB

RESULT

DESCRIPTION	LOWER LIMIT	UPPER LIMIT	MEASURED	UNIT	VERDICT
Bandwidth 26dB	---	---	20.52	MHz	INFO
T1 26dB	---	---	5229.7200	MHz	INFO
T2 26dB	---	---	5250.2400	MHz	INFO

Maximum Output Power

READ SA SETTINGS:

RefLevel [dBm] | RefLevelOffset [dB] | InpAtt [dB]	18.44 | 12.83 | 20
Start [MHz] | Stop [MHz]	5220.000 | 5260.000
RBW [MHz] | VBW [MHz]	1.000000 | 3.000000
Detector | TraceMode	RMS | MAXH
Sweep: time [ms] | count | points per Section | type	59600 | 1 | 161 | SWE

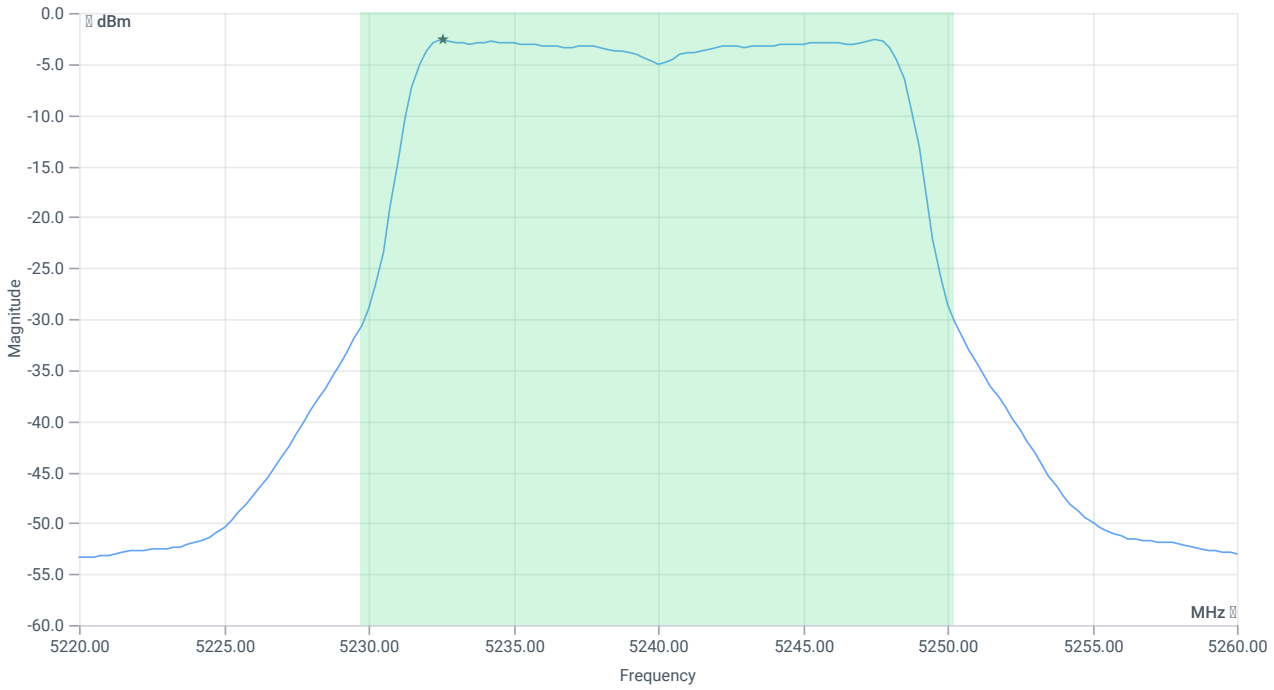

Max OP and PSD

RESULT

CONDUCTED LIMITS FOR MAX ANTENNA GAIN OF 6 D BI					
Description	Lower Limit	Upper Limit	Measured	Unit	Verdict
Max output power cond	---	---	8.72	dBm	INFO
Duty cycle correction	---	---	0	dB	INFO
LIMIT absolute:					
Max output power DC corrected cond	---	24	8.72	dBm	PASS
LIMIT: 11 dBm + 10 log 20.52					
Max output power DC corrected cond	---	24.12	8.72	dBm	na

Power spectral density

RESULT

CONDUCTED LIMITS FOR MAX ANTENNA GAIN OF 6 D BI

RESULT

CONDUCTED LIMITS FOR MAX ANTENNA GAIN OF 6 D BI					
Description	Lower Limit	Upper Limit	Measured	Unit	Verdict
Power spectral density cond	---	---	-2.64	dBm/1MHz	INFO
Duty cycle correction	---	---	0	dB	INFO
Power spectral density DC corrected cond	---	11	-2.64	dBm/1MHz	PASS

Verdict
PASS

NA # Peak output power 3MHz/3MHz ~ WLAN5Gx n-HT20 mode U-NII-1

References

TC start	28.05.2026 15:25:02
Ambit temp (test rack) [°C] | humidity [rel%]	23.6 | 46
System version	6.0.7.5
Standard | Version	NA | NI
Method	
Description	Peak OP 3MHz/3MHz - WLAN5Gx n-HT20 mode U-NII-1
Information	U-NII-1_OFDM_nht20-mode_20MHz_ANT1_ PS10 avg

EUT Common Settings WLAN5Gx

Number of antenna ports	2
User Interaction	No
Device class U-NII-1 (FCC)	Client
Limit W52 japan	Standard
TPC supported	No
Vehicle use (ISED)	No

Equipment

Signal analyzer,Rohde&Schwarz,FSV-40,1307.9002K40/101042,3.71
Switch matrix,cetecom advanced GmbH,USM,B002,1.0.0

Test Parameter

Technology to test	WLAN5Gx n-HT20 mode
EUT port	EUT1
Temperature	nom
Voltage	nom
Frequency low to test	False | Freq [MHz] 5180
Frequency mid to test	False | Freq [MHz] 5200
Frequency high to test	True | Freq [MHz] 5240
Auto control enabled power supply | Climatic Box	No | No
Additional path loss [dB]	0
Full path type	EUT_SA_GEN_SIG
Full path name	EUT1.MP.SIG1/EUT1.SA/EUT1.GEN1/EUT1.GEN2/
Switch bits	00010001:00010001:00000000:00000001

Test at TX 5240 MHz

RESULT: Reference power cond.

DESCRIPTION	LOWER LIMIT	UPPER LIMIT	MEASURED	UNIT	VERDICT
Ref. power 1MHz/1MHz cond.	---	---	5.53	dBm	INFO
Ref. frequency	---	---	5234.010	MHz	INFO

READ SA SETTINGS:

RefLevel [dBm] | RefLevelOffset [dB] | InpAtt [dB]	17.53 | 12.83 | 20
Start [MHz] | Stop [MHz]	5215.000 | 5265.000
RBW [MHz] | VBW [MHz]	3.000000 | 3.000000
Detector | TraceMode	POS | MAXH
Sweep: time [ms] | count | points per Section | type	300 | 20 | 1001 | SWE

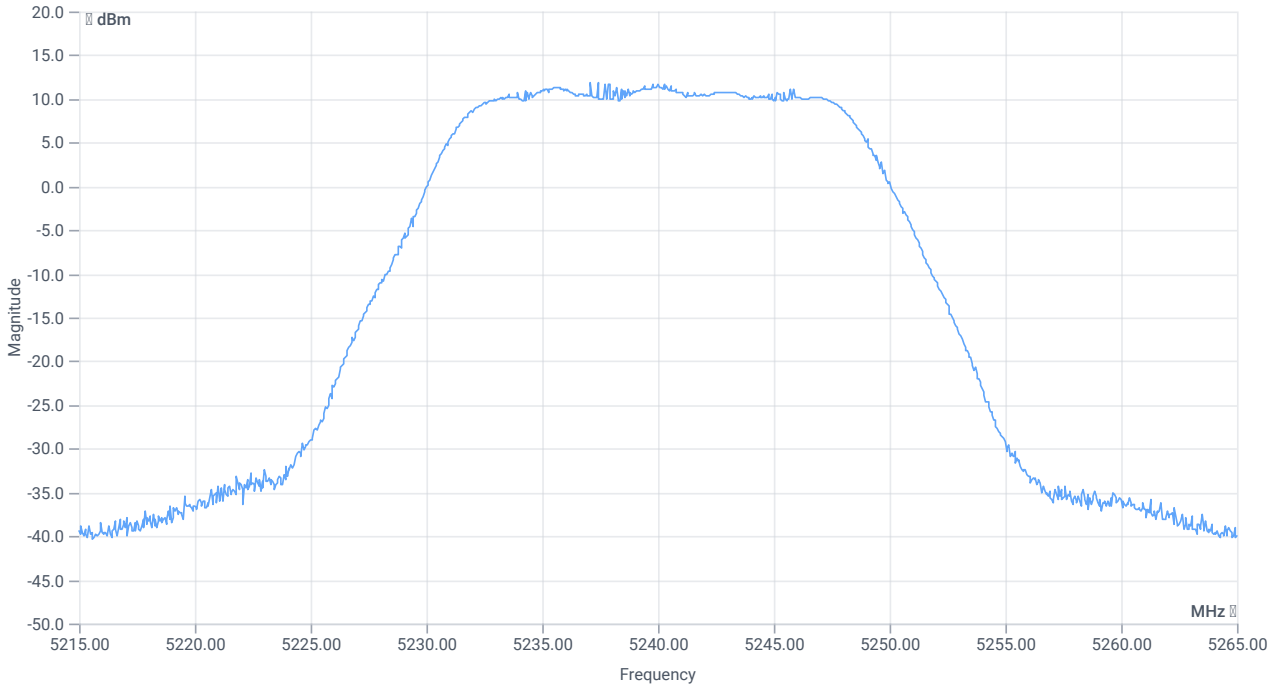

Peak output power

RESULT

DESCRIPTION	LOWER LIMIT	UPPER LIMIT	MEASURED	UNIT	VERDICT
Peak Power	---	---	11.85	dBm	INFO
Peak Power	---	---	15.310875	mW	INFO
Frequency at Peak	---	---	5237.403	MHz	INFO

Verdict
PASS

NA # Message with SA scan ~

References

TC start	28.05.2026 15:24:38
Ambit temp (test rack) [°C] | humidity [rel%]	23.6 | 46
System version	6.0.7.5
Standard | Version	NA | NI
Method	
Description	Message with SA Scan n_HT20_U_NII_1
Information	U-NII-1_OFDM_nht20-mode_20MHz_ANT1_ PS10 avg

Equipment

Signal analyzer,Rohde&Schwarz,FSV-40,1307.9002K40/101042,3.71
Switch matrix,cetecom advanced GmbH,USM,B002,1.0.0

Test Parameter

Full path type	EUT_SA_GEN_SIG
Full path name	EUT1.MP.SIG1/EUT1.SA/EUT1.GEN1/EUT1.GEN2/
Switch bits	00010001:00010001:00000000:00000001
Message start	28.05.2026 15:24:40
Message	set WLAN5Gx to n_HT20_U_NII_1, Frequency [MHz] 5240 Information: U-NII-1_OFDM_nht20-mode_20MHz_ANT1_ PS10 avg

Verdict
INFO

FCC 15.407, ISED RSS247 # Bandwidths 99PCT and 26dB (UNII-3 20dB) ~ WLAN5Gx n-HT20 mode U-NII-1

References

TC start	28.05.2026 15:23:59
Ambit temp (test rack) [°C] | humidity [rel%]	23.5 | 46
System version	6.0.7.5
Standard | Version	FCC 15.407, ISED RSS247 | NI
Method	26dB Bandwidth KDB789033 D02, C.1 / ISED RSS-GEN
Description	FCC 15.407 Bandwidths - WLAN5Gx n-HT20 mode U-NII-1
Information	U-NII-1_OFDM_nht20-mode_20MHz_ANT1_ PS10 avg

EUT Common Settings WLAN5Gx

Number of antenna ports	2
User Interaction	No
Device class U-NII-1 (FCC)	Client
Limit W52 japan	Standard
TPC supported	No
Vehicle use (ISED)	No

Equipment

Signal analyzer,Rohde&Schwarz,FSV-40,1307.9002K40/101042,3.71
Switch matrix,cetecom advanced GmbH,USM,B002,1.0.0

Test Parameter

Technology to test	WLAN5Gx n-HT20 mode
EUT port	EUT1
Temperature	nom
Voltage	nom
Frequency low to test	False | Freq [MHz] 5180
Frequency mid to test	True | Freq [MHz] 5200
Frequency high to test	False | Freq [MHz] 5240
Auto control enabled power supply | Climatic Box	No | No
Additional path loss [dB]	0
Full path type	EUT_SA_GEN_SIG
Full path name	EUT1.MP.SIG1/EUT1.SA/EUT1.GEN1/EUT1.GEN2/
Switch bits	00010001:00010001:00000000:00000001

Test at TX 5200 MHz

RESULT: Reference power cond.

DESCRIPTION	LOWER LIMIT	UPPER LIMIT	MEASURED	UNIT	VERDICT
Ref. power 1MHz/1MHz cond.	---	---	4.26	dBm	INFO
Ref. frequency	---	---	5194.010	MHz	INFO

READ SA SETTINGS:

RefLevel [dBm] | RefLevelOffset [dB] | InpAtt [dB]	12.26 | 12.93 | 15
Start [MHz] | Stop [MHz]	5175.000 | 5225.000
RBW [MHz] | VBW [MHz]	0.300000 | 1.000000
Detector | TraceMode	POS | MAXH
Sweep: time [ms] | count | points per Section | type	1 | 2500 | 1001 | SWE

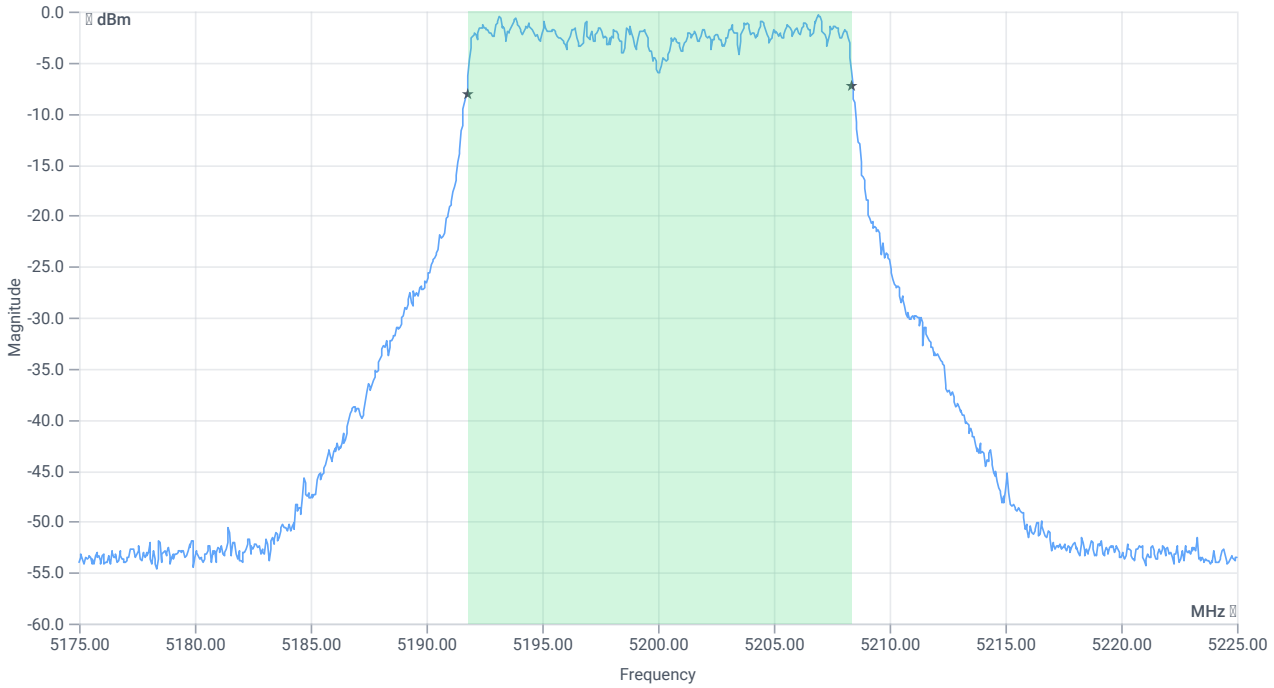

BW 99PCT

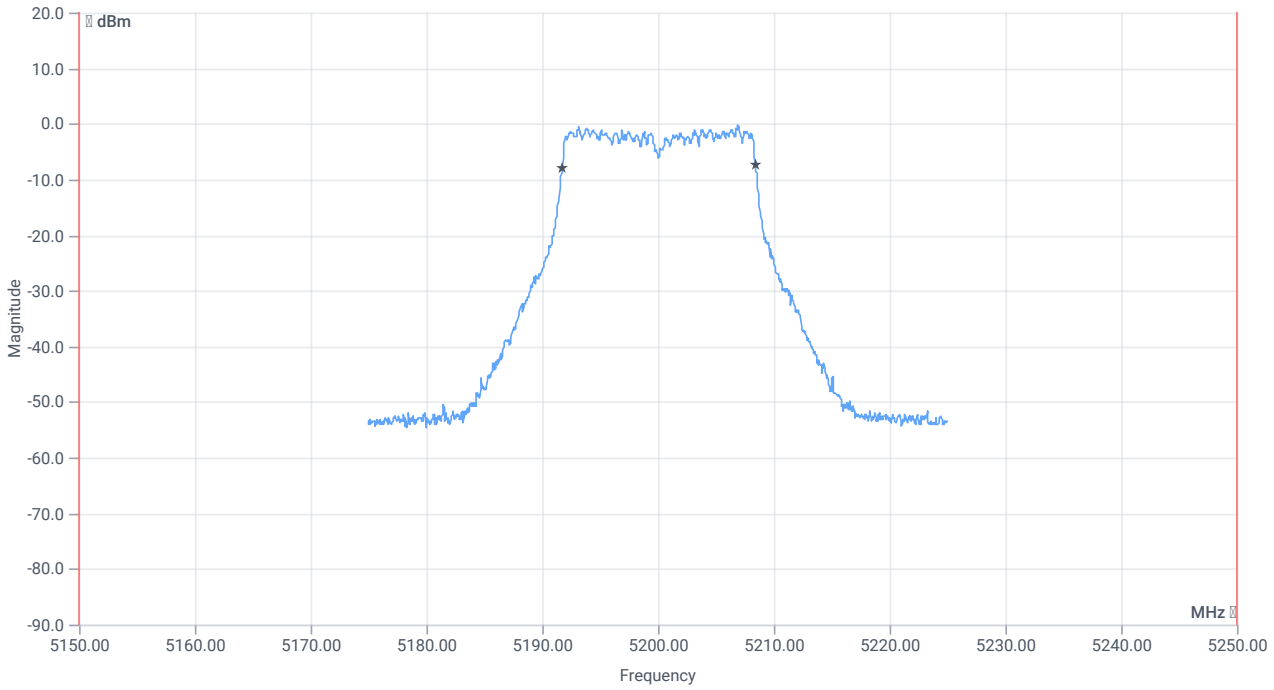

BW within band 99PCT

RESULT

DESCRIPTION	LOWER LIMIT	UPPER LIMIT	MEASURED	UNIT	VERDICT
Bandwidth 99%	---	---	16.633	MHz	INFO
T1 99%	5150.000000	---	5191.7582	MHz	PASS
T2 99%	---	5250.000000	5208.3916	MHz	PASS

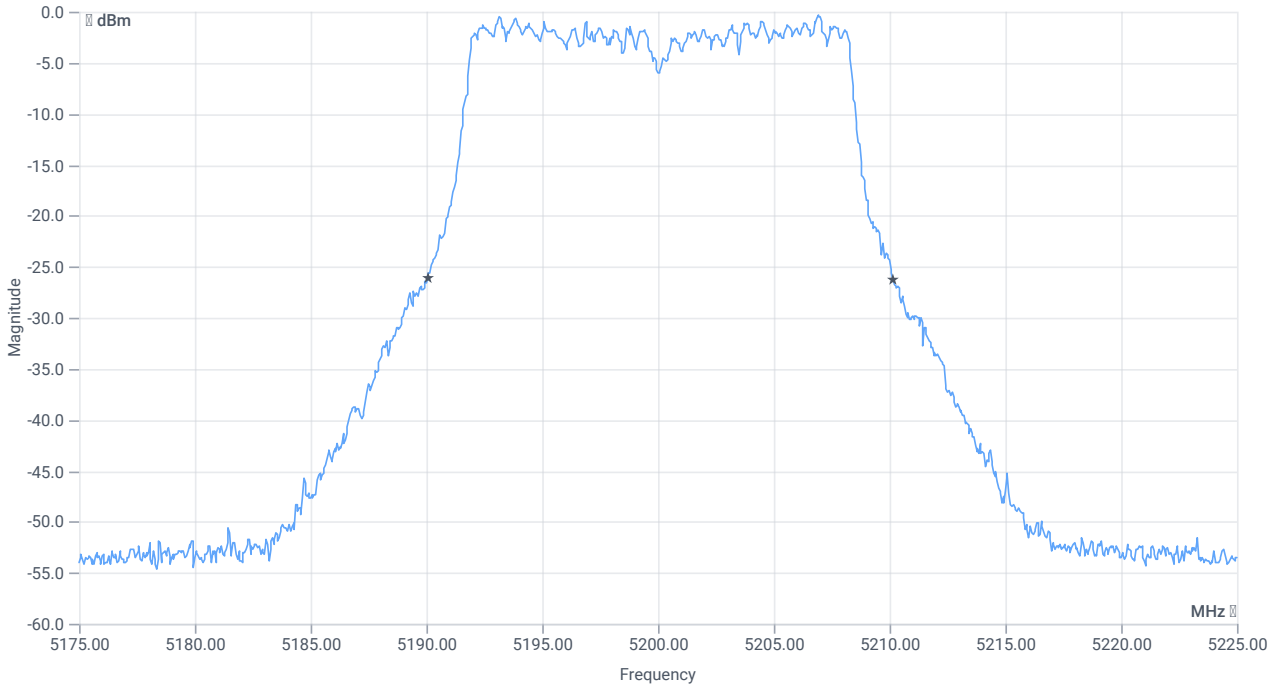

BW 26dB

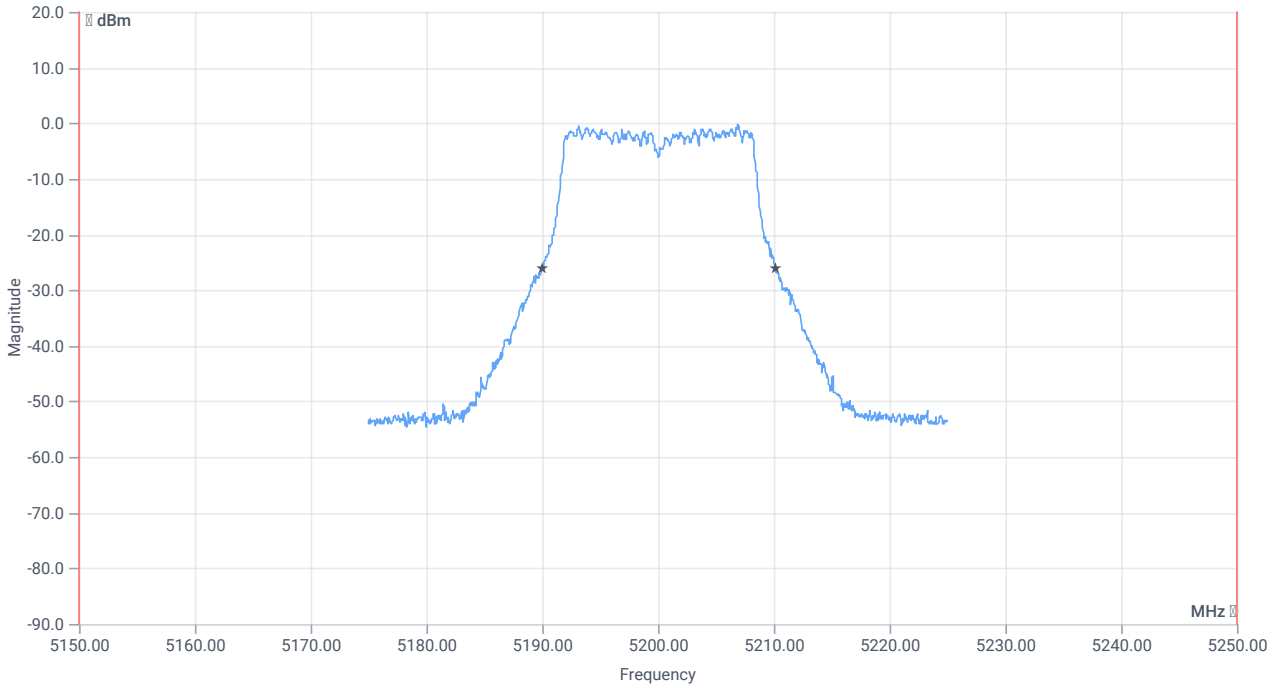

BW within band 26dB

RESULT

DESCRIPTION	LOWER LIMIT	UPPER LIMIT	MEASURED	UNIT	VERDICT
Bandwidth 26dB	---	---	20.1	MHz	INFO
T1 26dB	5150.000000	---	5190.0500	MHz	PASS
T2 26dB	---	5250.000000	5210.1500	MHz	PASS

Verdict
PASS

ISED RSS247 # Max output power and psd ~ WLAN5Gx n-HT20 mode U-NII-1

References

TC start	28.05.2026 15:22:26
Ambit temp (test rack) [°C] | humidity [rel%]	23.6 | 46
System version	6.0.7.5
Standard | Version	ISED RSS247 | NI
Method	
Description	ISED Max Output Power & PSD - WLAN5Gx n-HT20 mode U-NII-1
Information	U-NII-1_OFDM_nht20-mode_20MHz_ANT1_ PS10 avg

EUT Common Settings WLAN5Gx

Number of antenna ports	2
User Interaction	No
Device class U-NII-1 (FCC)	Client
Limit W52 japan	Standard
TPC supported	No
Vehicle use (ISED)	No

Equipment

Signal analyzer,Rohde&Schwarz,FSV-40,1307.9002K40/101042,3.71
Switch matrix,cetecom advanced GmbH,USM,B002,1.0.0

Test Parameter

Technology to test	WLAN5Gx n-HT20 mode
EUT port	EUT1
Temperature	nom
Voltage	nom
Frequency low to test	False | Freq [MHz] 5180
Frequency mid to test	True | Freq [MHz] 5200
Frequency high to test	False | Freq [MHz] 5240
Auto control enabled power supply | Climatic Box	No | No
Additional path loss [dB]	0
Full path type	EUT_SA_GEN_SIG
Full path name	EUT1.MP.SIG1/EUT1.SA/EUT1.GEN1/EUT1.GEN2/
Switch bits	00010001:00010001:00000000:00000001

Test at TX 5200 MHz

RESULT: Reference power cond.

DESCRIPTION	LOWER LIMIT	UPPER LIMIT	MEASURED	UNIT	VERDICT
Ref. power 1MHz/1MHz cond.	---	---	4.41	dBm	INFO
Ref. frequency	---	---	5192.610	MHz	INFO

Evaluation max. duty cycle

Duty cycle evaluation

DESCRIPTION	LOWER LIMIT	UPPER LIMIT	MEASURED	UNIT	VERDICT
Duty cycle min	---	---	0	dB	DC > 98% defined

Evaluation bandwidth

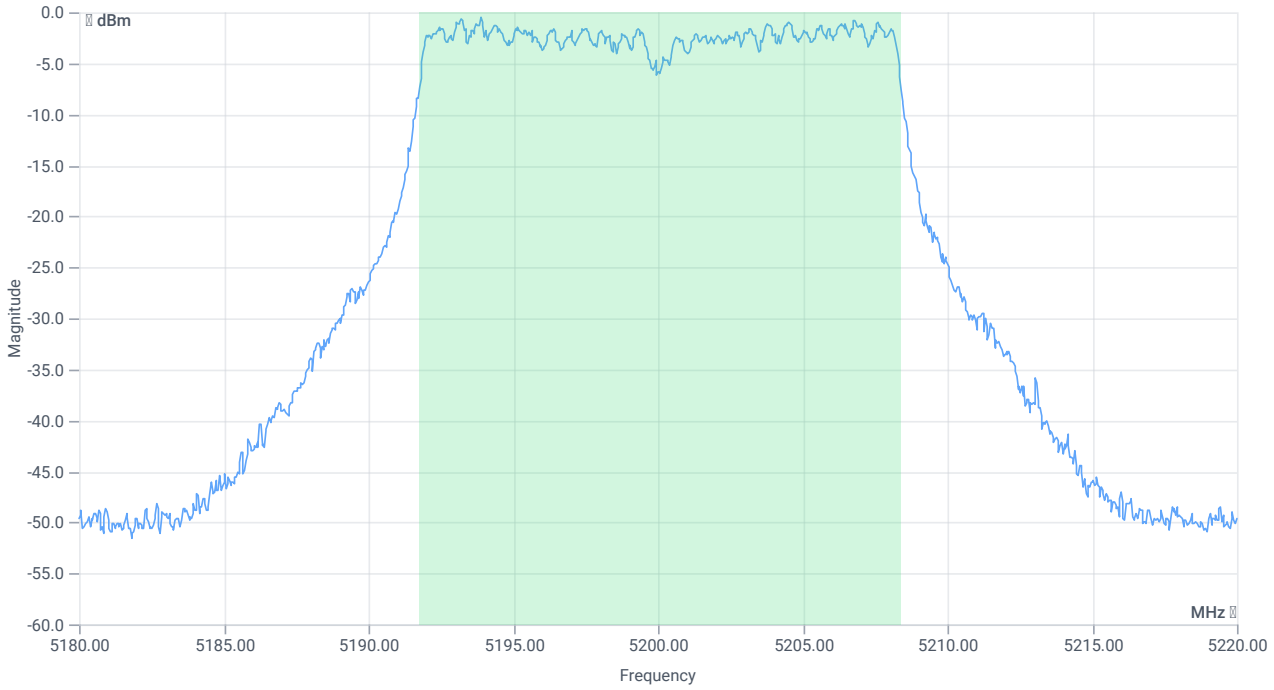

BW 99PCT

RESULT

DESCRIPTION	LOWER LIMIT	UPPER LIMIT	MEASURED	UNIT	VERDICT
Bandwidth 99%	---	---	16.623	MHz	INFO
T1 99%	---	---	5191.7682	MHz	INFO
T2 99%	---	---	5208.3916	MHz	INFO

Maximum Output Power

Antenna gain

Considered antenna gain [dBi]:	6.78 @ 5200 MHz

READ SA SETTINGS:

RefLevel [dBm] | RefLevelOffset [dB] | InpAtt [dB]	16.41 | 12.93 | 20
Start [MHz] | Stop [MHz]	5180.000 | 5220.000
RBW [MHz] | VBW [MHz]	1.000000 | 3.000000
Detector | TraceMode	RMS | MAXH
Sweep: time [ms] | count | points per Section | type	59600 | 1 | 161 | SWE

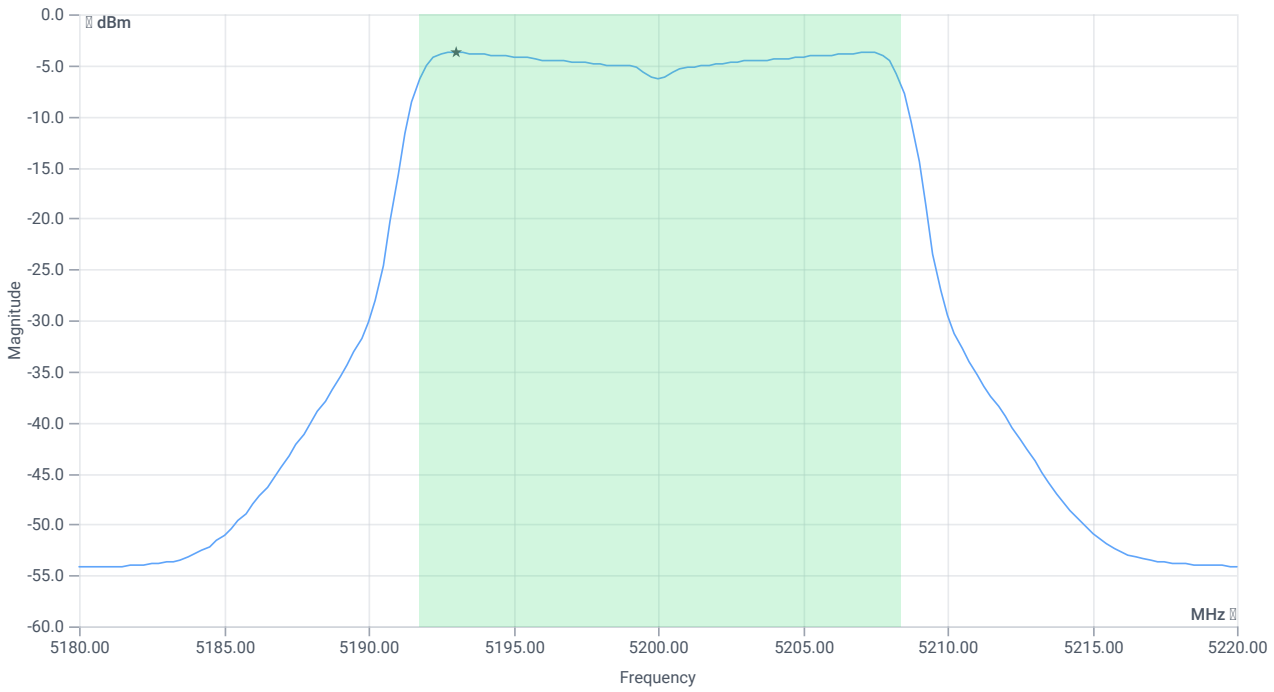

Max OP and PSD (without antenna gain)

RESULT

DESCRIPTION	LOWER LIMIT	UPPER LIMIT	MEASURED	UNIT	VERDICT
Vehicular use: No					
Max output power cond	---	---	7.4	dBm	INFO
Duty cycle correction	---	---	0	dB	INFO
Max output power DC corrected cond	---	---	7.4	dBm	INFO
LIMIT absolute eirp					
Max output power DC corrected eirp	---	23	14.18	dBm	PASS
LIMIT: 10 dBm + 10 log 16.623					

RESULT

DESCRIPTION	LOWER LIMIT	UPPER LIMIT	MEASURED	UNIT	VERDICT
Max output power DC corrected eirp	---	22.21	14.18	dBm	PASS
Power spectral density eirp	---		3.02	dBm/1MHz	INFO
Power spectral density DC corrected eirp	---	10	3.02	dBm/1MHz	PASS
LIMIT absolute cond (RSS-247 §6.2.1)					
Max output power DC corrected cond	---	24	7.4	dBm	PASS

Verdict
PASS

FCC 15.407 # Max output power and psd ~ WLAN5Gx n-HT20 mode U-NII-1

References

TC start	28.05.2026 15:20:53
Ambit temp (test rack) [°C] | humidity [rel%]	23.5 | 46
System version	6.0.7.5
Standard | Version	FCC 15.407 | NI
Method	KDB789033 D02, F., E.2.e.
Description	FCC 15.407 Max Output Power & PSD - WLAN5Gx n-HT20 mode U-NII-1
Information	U-NII-1_OFDM_nht20-mode_20MHz_ANT1_ PS10 avg

EUT Common Settings WLAN5Gx

Number of antenna ports	2
User Interaction	No
Device class U-NII-1 (FCC)	Client
Limit W52 japan	Standard
TPC supported	No
Vehicle use (ISED)	No

Equipment

Signal analyzer,Rohde&Schwarz,FSV-40,1307.9002K40/101042,3.71
Switch matrix,cetecom advanced GmbH,USM,B002,1.0.0

Test Parameter

Technology to test	WLAN5Gx n-HT20 mode
EUT port	EUT1
Temperature	nom
Voltage	nom
Frequency low to test	False | Freq [MHz] 5180
Frequency mid to test	True | Freq [MHz] 5200
Frequency high to test	False | Freq [MHz] 5240
Auto control enabled power supply | Climatic Box	No | No
Additional path loss [dB]	0
Full path type	EUT_SA_GEN_SIG
Full path name	EUT1.MP.SIG1/EUT1.SA/EUT1.GEN1/EUT1.GEN2/
Switch bits	00010001:00010001:00000000:00000001

Test at TX 5200 MHz

RESULT: Reference power cond.

DESCRIPTION	LOWER LIMIT	UPPER LIMIT	MEASURED	UNIT	VERDICT
Ref. power 1MHz/1MHz cond.	---	---	4.39	dBm	INFO
Ref. frequency	---	---	5194.010	MHz	INFO

Evaluation max. duty cycle

Duty cycle evaluation

DESCRIPTION	LOWER LIMIT	UPPER LIMIT	MEASURED	UNIT	VERDICT
Duty cycle min	---	---	0	dB	DC > 98% defined

Evaluation bandwidth

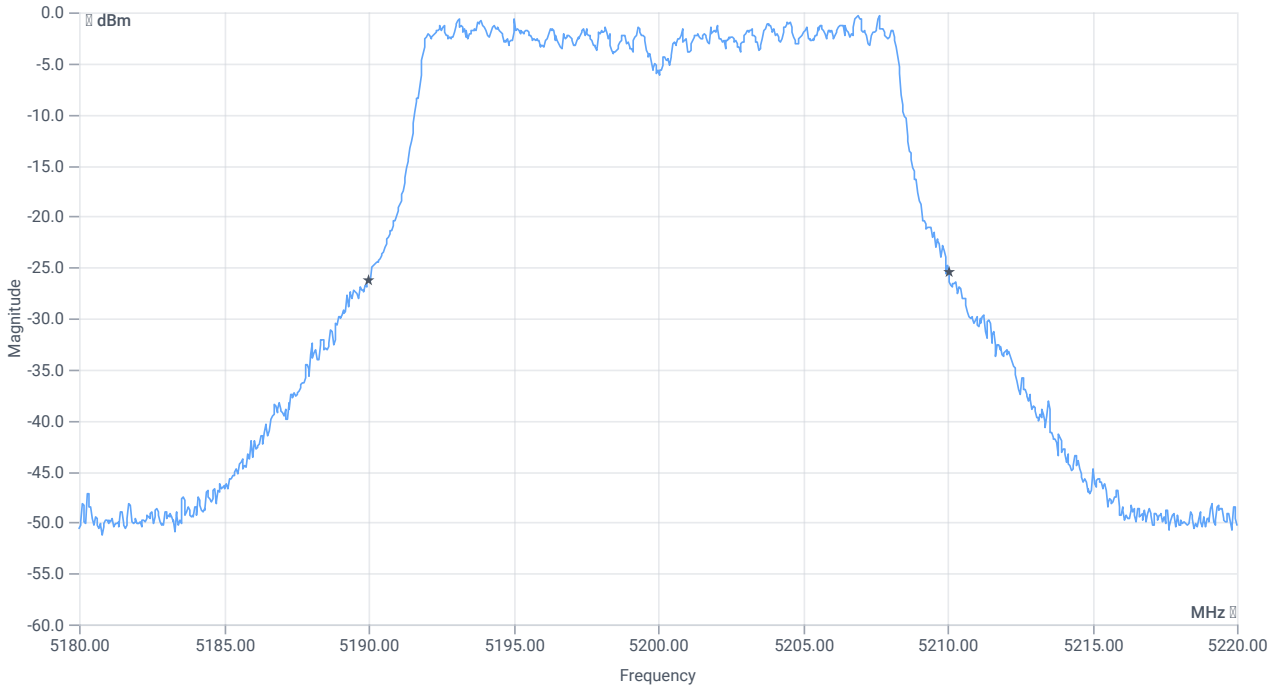

BW 26dB

RESULT

DESCRIPTION	LOWER LIMIT	UPPER LIMIT	MEASURED	UNIT	VERDICT
Bandwidth 26dB	---	---	20.04	MHz	INFO
T1 26dB	---	---	5190.0000	MHz	INFO
T2 26dB	---	---	5210.0400	MHz	INFO

Maximum Output Power

READ SA SETTINGS:

RefLevel [dBm] | RefLevelOffset [dB] | InpAtt [dB]	16.39 | 12.93 | 20
Start [MHz] | Stop [MHz]	5180.000 | 5220.000
RBW [MHz] | VBW [MHz]	1.000000 | 3.000000
Detector | TraceMode	RMS | MAXH
Sweep: time [ms] | count | points per Section | type	59600 | 1 | 161 | SWE

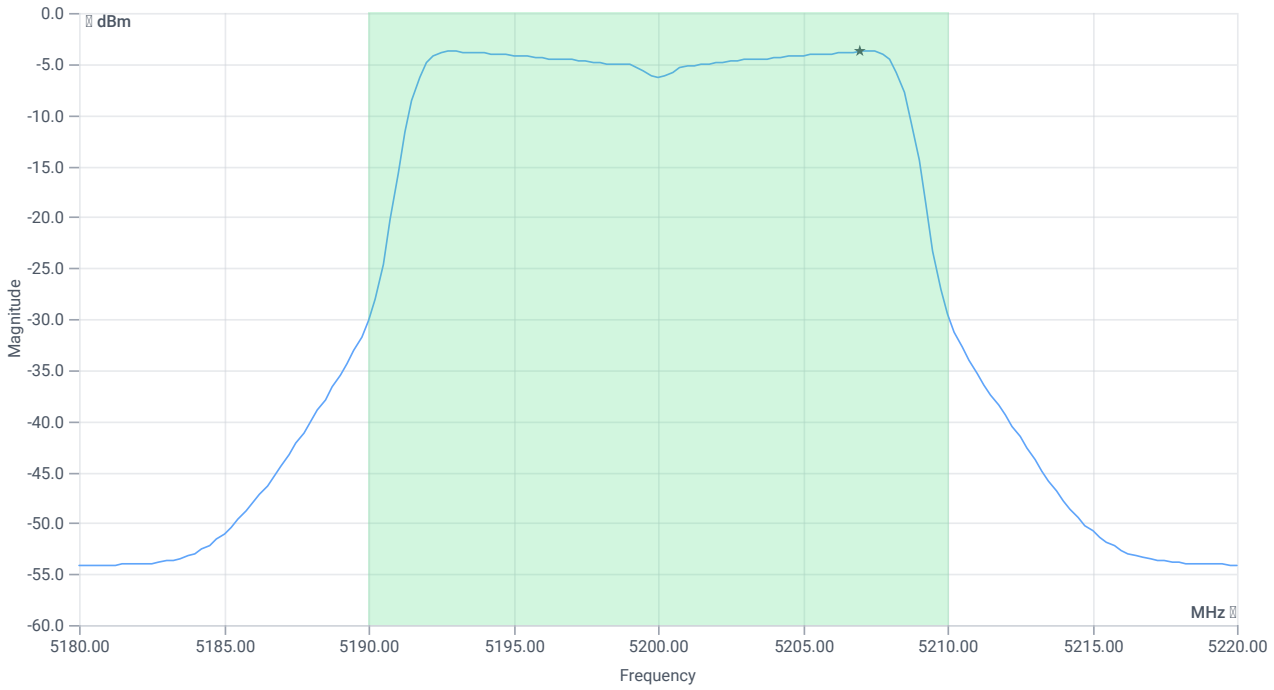

Max OP and PSD

RESULT

CONDUCTED LIMITS FOR MAX ANTENNA GAIN OF 6 D BI					
Description	Lower Limit	Upper Limit	Measured	Unit	Verdict
Max output power cond	---	---	7.51	dBm	INFO
Duty cycle correction	---	---	0	dB	INFO
LIMIT absolute:					
Max output power DC corrected cond	---	24	7.51	dBm	PASS
LIMIT: 11 dBm + 10 log 20.04					
Max output power DC corrected cond	---	24.02	7.51	dBm	na

Power spectral density

RESULT

CONDUCTED LIMITS FOR MAX ANTENNA GAIN OF 6 D BI

RESULT

CONDUCTED LIMITS FOR MAX ANTENNA GAIN OF 6 D BI					
Description	Lower Limit	Upper Limit	Measured	Unit	Verdict
Power spectral density cond	---	---	-3.74	dBm/1MHz	INFO
Duty cycle correction	---	---	0	dB	INFO
Power spectral density DC corrected cond	---	11	-3.74	dBm/1MHz	PASS

Verdict
PASS

NA # Peak output power 3MHz/3MHz ~ WLAN5Gx n-HT20 mode U-NII-1

References

TC start	28.05.2026 15:20:26
Ambit temp (test rack) [°C] | humidity [rel%]	23.5 | 46
System version	6.0.7.5
Standard | Version	NA | NI
Method	
Description	Peak OP 3MHz/3MHz - WLAN5Gx n-HT20 mode U-NII-1
Information	U-NII-1_OFDM_nht20-mode_20MHz_ANT1_ PS10 avg

EUT Common Settings WLAN5Gx

Number of antenna ports	2
User Interaction	No
Device class U-NII-1 (FCC)	Client
Limit W52 japan	Standard
TPC supported	No
Vehicle use (ISED)	No

Equipment

Signal analyzer,Rohde&Schwarz,FSV-40,1307.9002K40/101042,3.71
Switch matrix,cetecom advanced GmbH,USM,B002,1.0.0

Test Parameter

Technology to test	WLAN5Gx n-HT20 mode
EUT port	EUT1
Temperature	nom
Voltage	nom
Frequency low to test	False | Freq [MHz] 5180
Frequency mid to test	True | Freq [MHz] 5200
Frequency high to test	False | Freq [MHz] 5240
Auto control enabled power supply | Climatic Box	No | No
Additional path loss [dB]	0
Full path type	EUT_SA_GEN_SIG
Full path name	EUT1.MP.SIG1/EUT1.SA/EUT1.GEN1/EUT1.GEN2/
Switch bits	00010001:00010001:00000000:00000001

Test at TX 5200 MHz

RESULT: Reference power cond.

DESCRIPTION	LOWER LIMIT	UPPER LIMIT	MEASURED	UNIT	VERDICT
Ref. power 1MHz/1MHz cond.	---	---	4.17	dBm	INFO
Ref. frequency	---	---	5203.800	MHz	INFO

READ SA SETTINGS:

RefLevel [dBm] | RefLevelOffset [dB] | InpAtt [dB]	16.17 | 12.93 | 20
Start [MHz] | Stop [MHz]	5175.000 | 5225.000
RBW [MHz] | VBW [MHz]	3.000000 | 3.000000
Detector | TraceMode	POS | MAXH
Sweep: time [ms] | count | points per Section | type	300 | 20 | 1001 | SWE

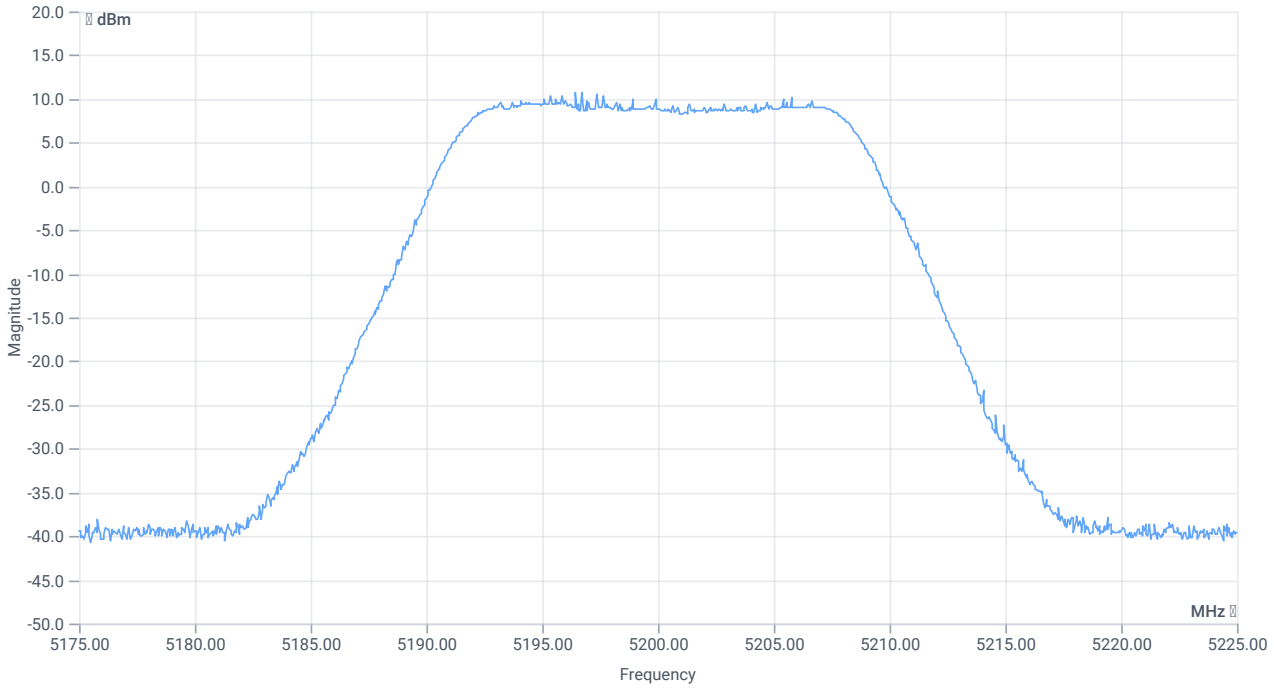

Peak output power

RESULT

DESCRIPTION	LOWER LIMIT	UPPER LIMIT	MEASURED	UNIT	VERDICT
Peak Power	---	---	10.82	dBm	INFO
Peak Power	---	---	12.078138	mW	INFO
Frequency at Peak	---	---	5196.703	MHz	INFO

Verdict
PASS

NA # Message with SA scan ~

References

TC start	28.05.2026 15:19:59
Ambit temp (test rack) [°C] | humidity [rel%]	23.5 | 46
System version	6.0.7.5
Standard | Version	NA | NI
Method	
Description	Message with SA Scan n_HT20_U_NII_1
Information	U-NII-1_OFDM_nht20-mode_20MHz_ANT1_ PS10 avg

Equipment

Signal analyzer,Rohde&Schwarz,FSV-40,1307.9002K40/101042,3.71
Switch matrix,cetecom advanced GmbH,USM,B002,1.0.0

Test Parameter

Full path type	EUT_SA_GEN_SIG
Full path name	EUT1.MP.SIG1/EUT1.SA/EUT1.GEN1/EUT1.GEN2/
Switch bits	00010001:00010001:00000000:00000001
Message start	28.05.2026 15:20:02
Message	set WLAN5Gx to n_HT20_U_NII_1, Frequency [MHz] 5200 , Information: U-NII-1_OFDM_nht20-mode_20MHz_ANT1_ PS10 avg

Verdict
INFO

FCC 15.407, ISED RSS247 # Bandwidths 99PCT and 26dB (UNII-3 20dB) ~ WLAN5Gx n-HT20 mode U-NII-1

References

TC start	28.05.2026 15:19:21
Ambit temp (test rack) [°C] | humidity [rel%]	23.5 | 46
System version	6.0.7.5
Standard | Version	FCC 15.407, ISED RSS247 | NI
Method	26dB Bandwidth KDB789033 D02, C.1 / ISED RSS-GEN
Description	FCC 15.407 Bandwidths - WLAN5Gx n-HT20 mode U-NII-1
Information	U-NII-1_OFDM_nht20-mode_20MHz_ANT1_ PS10 avg

EUT Common Settings WLAN5Gx

Number of antenna ports	2
User Interaction	No
Device class U-NII-1 (FCC)	Client
Limit W52 japan	Standard
TPC supported	No
Vehicle use (ISED)	No

Equipment

Signal analyzer,Rohde&Schwarz,FSV-40,1307.9002K40/101042,3.71
Switch matrix,cetecom advanced GmbH,USM,B002,1.0.0

Test Parameter

Technology to test	WLAN5Gx n-HT20 mode
EUT port	EUT1
Temperature	nom
Voltage	nom
Frequency low to test	True | Freq [MHz] 5180
Frequency mid to test	False | Freq [MHz] 5200
Frequency high to test	False | Freq [MHz] 5240
Auto control enabled power supply | Climatic Box	No | No
Additional path loss [dB]	0
Full path type	EUT_SA_GEN_SIG
Full path name	EUT1.MP.SIG1/EUT1.SA/EUT1.GEN1/EUT1.GEN2/
Switch bits	00010001:00010001:00000000:00000001

Test at TX 5180 MHz

RESULT: Reference power cond.

DESCRIPTION	LOWER LIMIT	UPPER LIMIT	MEASURED	UNIT	VERDICT
Ref. power 1MHz/1MHz cond.	---	---	3.71	dBm	INFO
Ref. frequency	---	---	5183.800	MHz	INFO

READ SA SETTINGS:

RefLevel [dBm] | RefLevelOffset [dB] | InpAtt [dB]	11.71 | 12.57 | 15
Start [MHz] | Stop [MHz]	5155.000 | 5205.000
RBW [MHz] | VBW [MHz]	0.300000 | 1.000000
Detector | TraceMode	POS | MAXH
Sweep: time [ms] | count | points per Section | type	1 | 2500 | 1001 | SWE

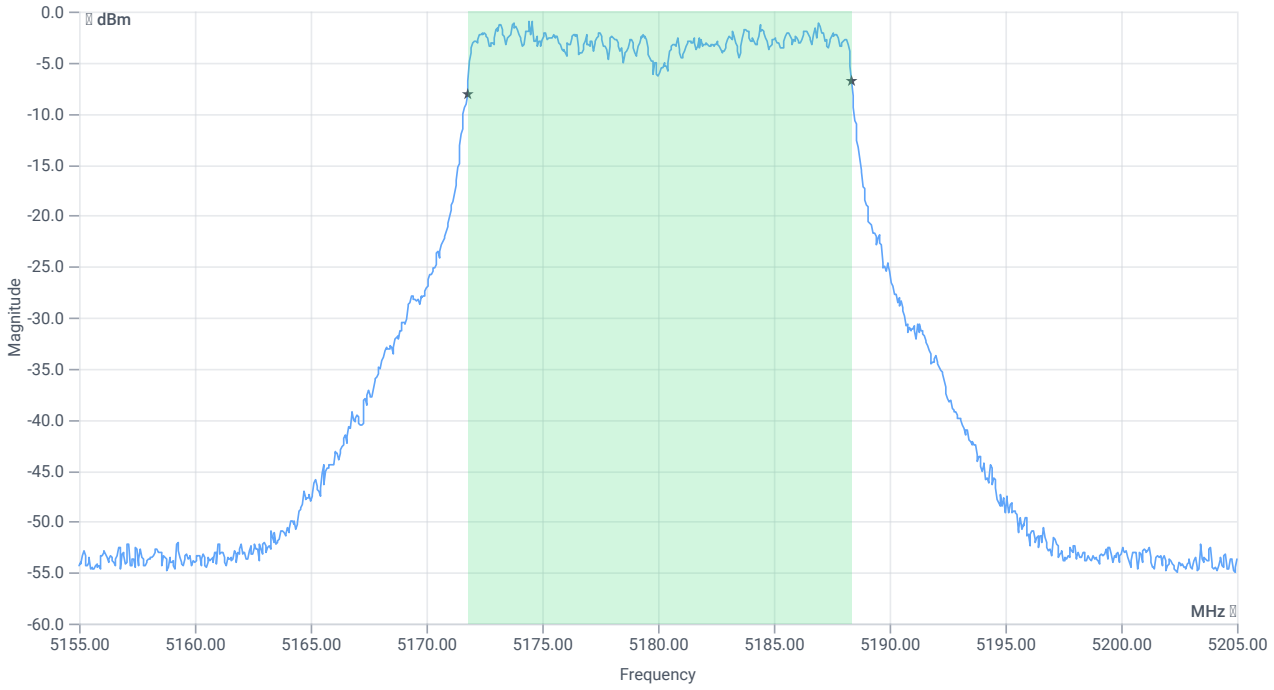

BW 99PCT

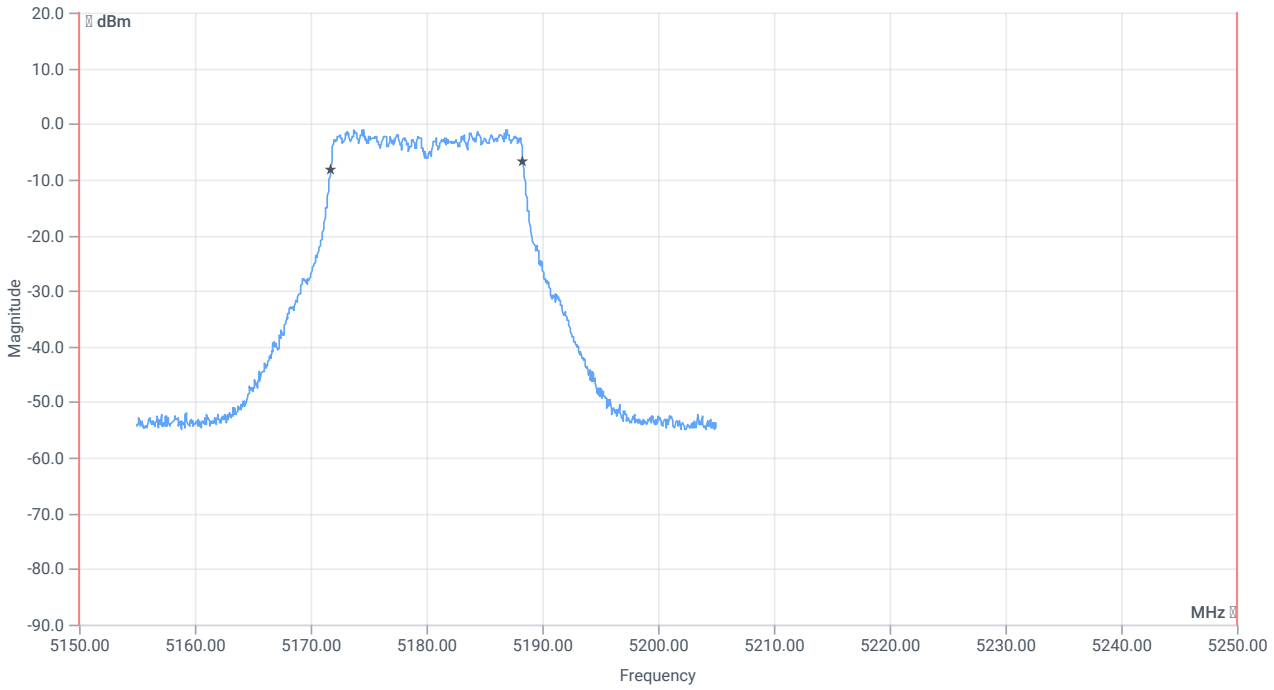

BW within band 99PCT

RESULT

DESCRIPTION	LOWER LIMIT	UPPER LIMIT	MEASURED	UNIT	VERDICT
Bandwidth 99%	---	---	16.583	MHz	INFO
T1 99%	5150.000000	---	5171.7582	MHz	PASS
T2 99%	---	5250.000000	5188.3417	MHz	PASS

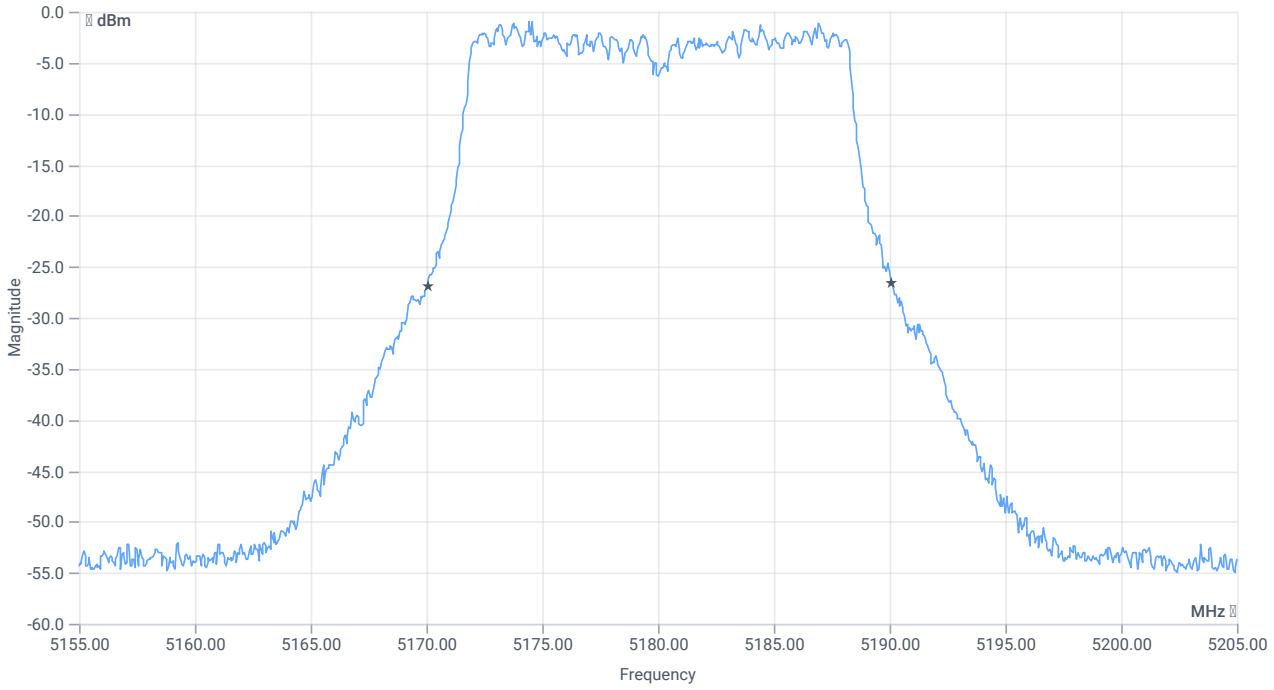

BW 26dB

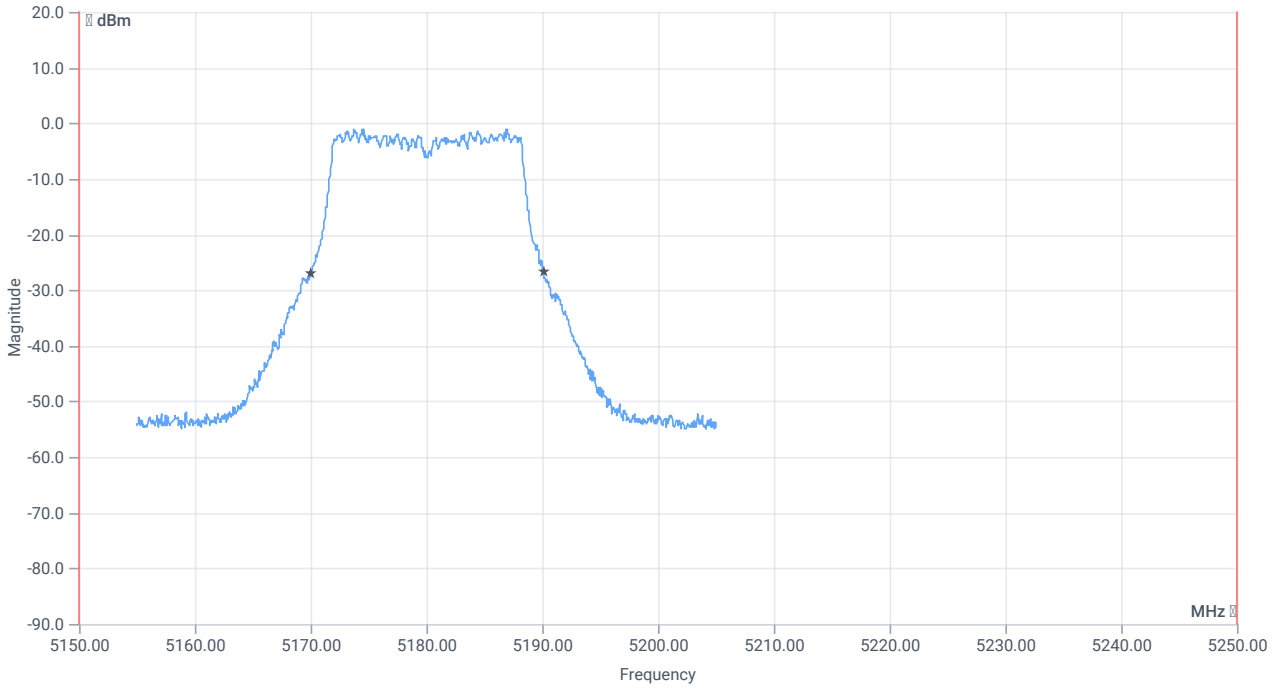

BW within band 26dB

RESULT

DESCRIPTION	LOWER LIMIT	UPPER LIMIT	MEASURED	UNIT	VERDICT
Bandwidth 26dB	---	---	20.05	MHz	INFO
T1 26dB	5150.000000	---	5170.0500	MHz	PASS
T2 26dB	---	5250.000000	5190.1000	MHz	PASS

Verdict
PASS

ISED RSS247 # Max output power and psd ~ WLAN5Gx n-HT20 mode U-NII-1

References

TC start	28.05.2026 15:17:44
Ambit temp (test rack) [°C] | humidity [rel%]	23.5 | 46
System version	6.0.7.5
Standard | Version	ISED RSS247 | NI
Method	
Description	ISED Max Output Power & PSD - WLAN5Gx n-HT20 mode U-NII-1
Information	U-NII-1_OFDM_nht20-mode_20MHz_ANT1_ PS10 avg

EUT Common Settings WLAN5Gx

Number of antenna ports	2
User Interaction	No
Device class U-NII-1 (FCC)	Client
Limit W52 japan	Standard
TPC supported	No
Vehicle use (ISED)	No

Equipment

Signal analyzer,Rohde&Schwarz,FSV-40,1307.9002K40/101042,3.71
Switch matrix,cetecom advanced GmbH,USM,B002,1.0.0

Test Parameter

Technology to test	WLAN5Gx n-HT20 mode
EUT port	EUT1
Temperature	nom
Voltage	nom
Frequency low to test	True | Freq [MHz] 5180
Frequency mid to test	False | Freq [MHz] 5200
Frequency high to test	False | Freq [MHz] 5240
Auto control enabled power supply | Climatic Box	No | No
Additional path loss [dB]	0
Full path type	EUT_SA_GEN_SIG
Full path name	EUT1.MP.SIG1/EUT1.SA/EUT1.GEN1/EUT1.GEN2/
Switch bits	00010001:00010001:00000000:00000001

Test at TX 5180 MHz

RESULT: Reference power cond.

DESCRIPTION	LOWER LIMIT	UPPER LIMIT	MEASURED	UNIT	VERDICT
Ref. power 1MHz/1MHz cond.	---	---	4.04	dBm	INFO
Ref. frequency	---	---	5174.010	MHz	INFO

Evaluation max. duty cycle

Duty cycle evaluation

DESCRIPTION	LOWER LIMIT	UPPER LIMIT	MEASURED	UNIT	VERDICT
Duty cycle min	---	---	0	dB	DC > 98% defined

Evaluation bandwidth

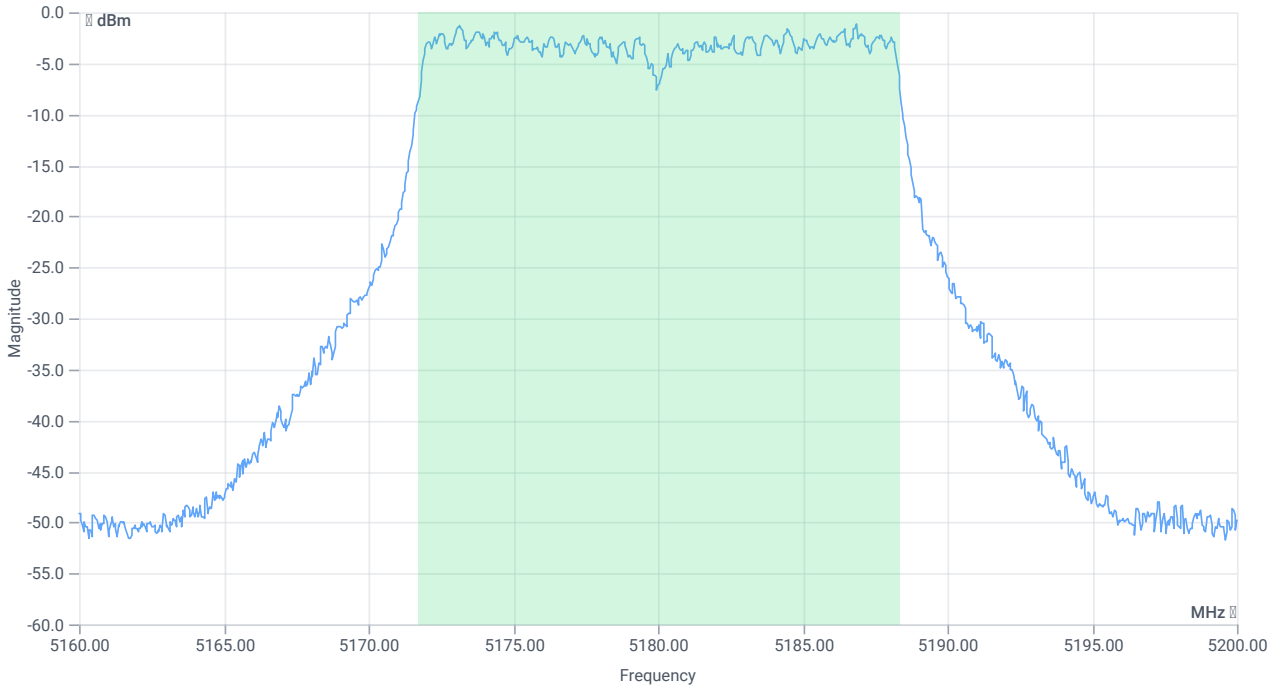

BW 99PCT

RESULT

DESCRIPTION	LOWER LIMIT	UPPER LIMIT	MEASURED	UNIT	VERDICT
Bandwidth 99%	---	---	16.623	MHz	INFO
T1 99%	---	---	5171.7283	MHz	INFO
T2 99%	---	---	5188.3516	MHz	INFO

Maximum Output Power

Antenna gain

Considered antenna gain [dBi]:	6.78 @ 5180 MHz

READ SA SETTINGS:

RefLevel [dBm] | RefLevelOffset [dB] | InpAtt [dB]	16.04 | 12.57 | 20
Start [MHz] | Stop [MHz]	5160.000 | 5200.000
RBW [MHz] | VBW [MHz]	1.000000 | 3.000000
Detector | TraceMode	RMS | MAXH
Sweep: time [ms] | count | points per Section | type	59600 | 1 | 161 | SWE

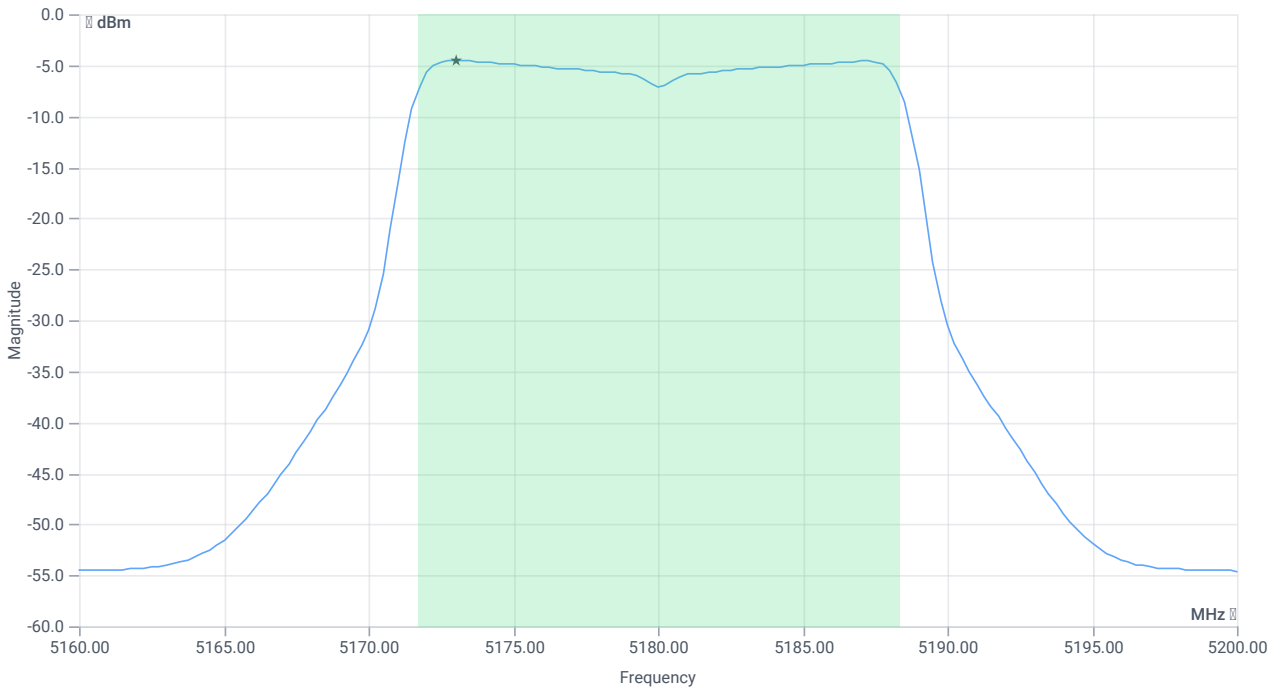

Max OP and PSD (without antenna gain)

RESULT

DESCRIPTION	LOWER LIMIT	UPPER LIMIT	MEASURED	UNIT	VERDICT
Vehicular use: No					
Max output power cond	---	---	6.63	dBm	INFO
Duty cycle correction	---	---	0	dB	INFO
Max output power DC corrected cond	---	---	6.63	dBm	INFO
LIMIT absolute eirp					
Max output power DC corrected eirp	---	23	13.41	dBm	PASS
LIMIT: 10 dBm + 10 log 16.623					

RESULT

DESCRIPTION	LOWER LIMIT	UPPER LIMIT	MEASURED	UNIT	VERDICT
Max output power DC corrected eirp	---	22.21	13.41	dBm	PASS
Power spectral density eirp	---		2.24	dBm/1MHz	INFO
Power spectral density DC corrected eirp	---	10	2.24	dBm/1MHz	PASS
LIMIT absolute cond (RSS-247 §6.2.1)					
Max output power DC corrected cond	---	24	6.63	dBm	PASS

Verdict
PASS

FCC 15.407 # Max output power and psd ~ WLAN5Gx n-HT20 mode U-NII-1

References

TC start	28.05.2026 15:16:08
Ambit temp (test rack) [°C] | humidity [rel%]	23.5 | 46
System version	6.0.7.5
Standard | Version	FCC 15.407 | NI
Method	KDB789033 D02, F., E.2.e.
Description	FCC 15.407 Max Output Power & PSD - WLAN5Gx n-HT20 mode U-NII-1
Information	U-NII-1_OFDM_nht20-mode_20MHz_ANT1_ PS10 avg

EUT Common Settings WLAN5Gx

Number of antenna ports	2
User Interaction	No
Device class U-NII-1 (FCC)	Client
Limit W52 japan	Standard
TPC supported	No
Vehicle use (ISED)	No

Equipment

Signal analyzer,Rohde&Schwarz,FSV-40,1307.9002K40/101042,3.71
Switch matrix,cetecom advanced GmbH,USM,B002,1.0.0

Test Parameter

Technology to test	WLAN5Gx n-HT20 mode
EUT port	EUT1
Temperature	nom
Voltage	nom
Frequency low to test	True | Freq [MHz] 5180
Frequency mid to test	False | Freq [MHz] 5200
Frequency high to test	False | Freq [MHz] 5240
Auto control enabled power supply | Climatic Box	No | No
Additional path loss [dB]	0
Full path type	EUT_SA_GEN_SIG
Full path name	EUT1.MP.SIG1/EUT1.SA/EUT1.GEN1/EUT1.GEN2/
Switch bits	00010001:00010001:00000000:00000001

Test at TX 5180 MHz

RESULT: Reference power cond.

DESCRIPTION	LOWER LIMIT	UPPER LIMIT	MEASURED	UNIT	VERDICT
Ref. power 1MHz/1MHz cond.	---	---	5.71	dBm	INFO
Ref. frequency	---	---	5174.010	MHz	INFO

Evaluation max. duty cycle

Duty cycle evaluation

DESCRIPTION	LOWER LIMIT	UPPER LIMIT	MEASURED	UNIT	VERDICT
Duty cycle min	---	---	0	dB	DC > 98% defined

Evaluation bandwidth

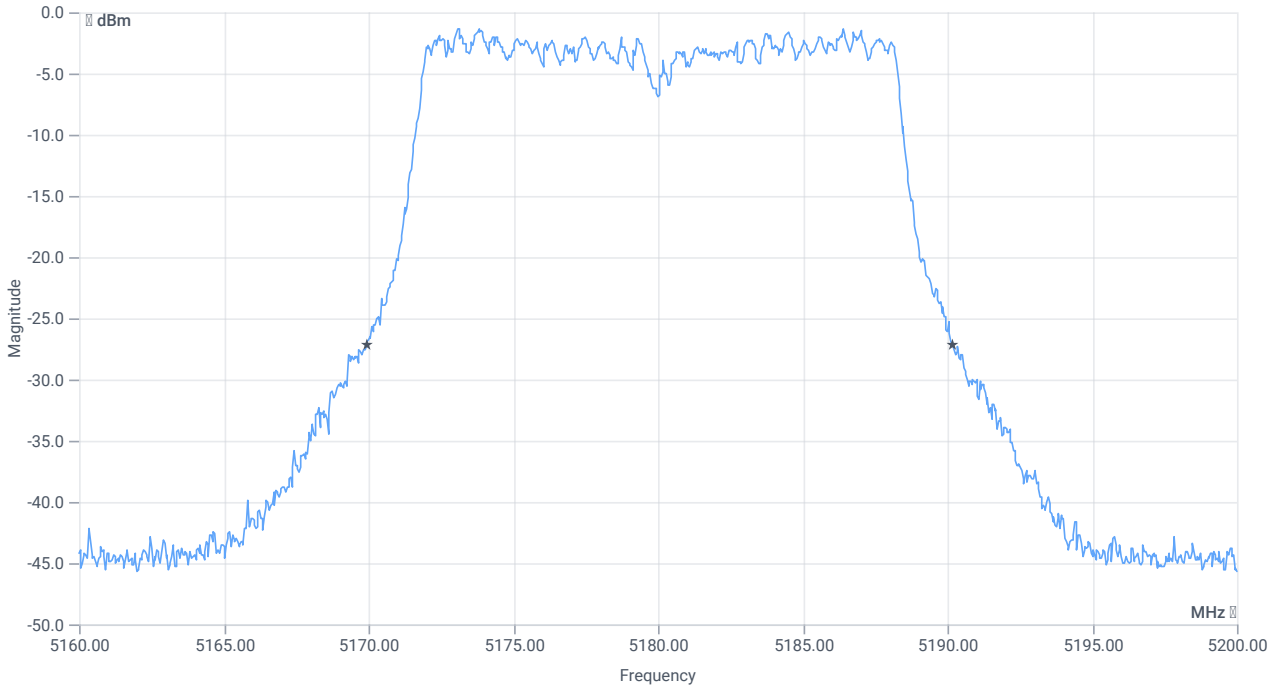

BW 26dB

RESULT

DESCRIPTION	LOWER LIMIT	UPPER LIMIT	MEASURED	UNIT	VERDICT
Bandwidth 26dB	---	---	20.28	MHz	INFO
T1 26dB	---	---	5169.9200	MHz	INFO
T2 26dB	---	---	5190.2000	MHz	INFO

Maximum Output Power

READ SA SETTINGS:

RefLevel [dBm] | RefLevelOffset [dB] | InpAtt [dB]	17.71 | 12.57 | 20
Start [MHz] | Stop [MHz]	5160.000 | 5200.000
RBW [MHz] | VBW [MHz]	1.000000 | 3.000000
Detector | TraceMode	RMS | MAXH
Sweep: time [ms] | count | points per Section | type	59600 | 1 | 161 | SWE

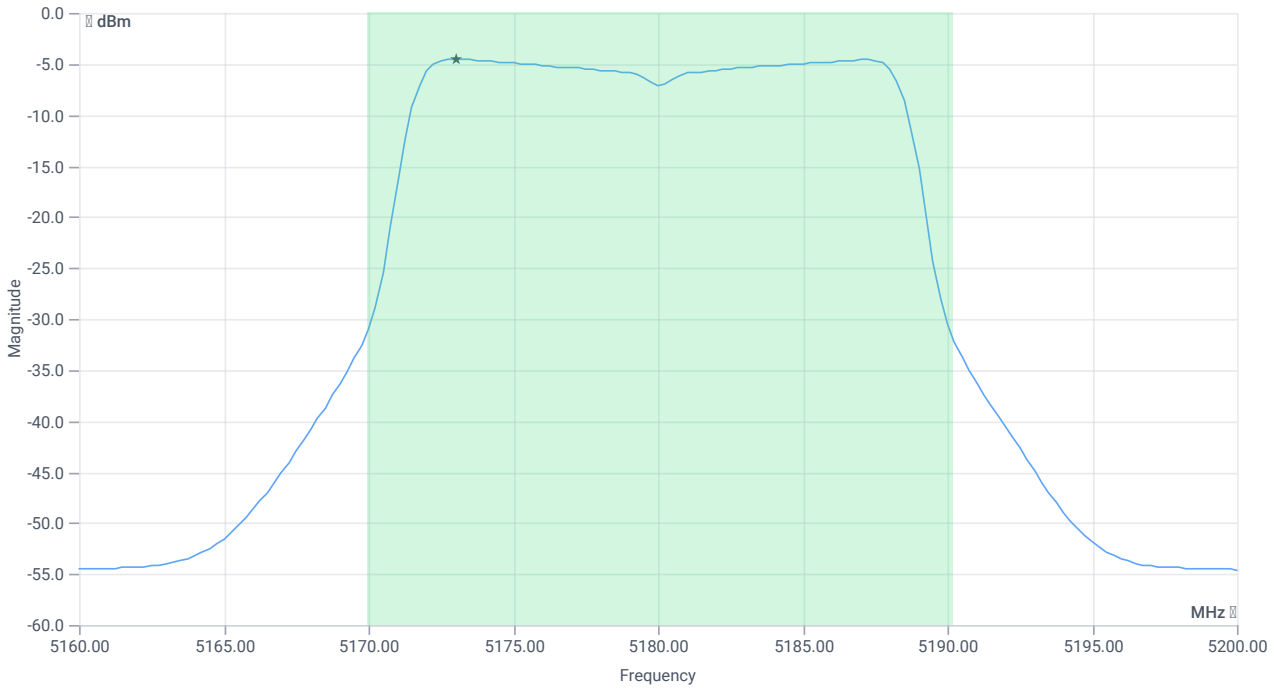

Max OP and PSD

RESULT

CONDUCTED LIMITS FOR MAX ANTENNA GAIN OF 6 D BI					
Description	Lower Limit	Upper Limit	Measured	Unit	Verdict
Max output power cond	---	---	6.74	dBm	INFO
Duty cycle correction	---	---	0	dB	INFO
LIMIT absolute:					
Max output power DC corrected cond	---	24	6.74	dBm	PASS
LIMIT: 11 dBm + 10 log 20.28					
Max output power DC corrected cond	---	24.07	6.74	dBm	na

Power spectral density

RESULT

CONDUCTED LIMITS FOR MAX ANTENNA GAIN OF 6 D BI

RESULT

CONDUCTED LIMITS FOR MAX ANTENNA GAIN OF 6 D BI					
Description	Lower Limit	Upper Limit	Measured	Unit	Verdict
Power spectral density cond	---	---	-4.54	dBm/1MHz	INFO
Duty cycle correction	---	---	0	dB	INFO
Power spectral density DC corrected cond	---	11	-4.54	dBm/1MHz	PASS

Verdict
PASS

NA # Peak output power 3MHz/3MHz ~ WLAN5Gx n-HT20 mode U-NII-1

References

TC start	28.05.2026 15:15:41
Ambit temp (test rack) [°C] | humidity [rel%]	23.5 | 46
System version	6.0.7.5
Standard | Version	NA | NI
Method	
Description	Peak OP 3MHz/3MHz - WLAN5Gx n-HT20 mode U-NII-1
Information	U-NII-1_OFDM_nht20-mode_20MHz_ANT1_ PS10 avg

EUT Common Settings WLAN5Gx

Number of antenna ports	2
User Interaction	No
Device class U-NII-1 (FCC)	Client
Limit W52 japan	Standard
TPC supported	No
Vehicle use (ISED)	No

Equipment

Signal analyzer,Rohde&Schwarz,FSV-40,1307.9002K40/101042,3.71
Switch matrix,cetecom advanced GmbH,USM,B002,1.0.0

Test Parameter

Technology to test	WLAN5Gx n-HT20 mode
EUT port	EUT1
Temperature	nom
Voltage	nom
Frequency low to test	True | Freq [MHz] 5180
Frequency mid to test	False | Freq [MHz] 5200
Frequency high to test	False | Freq [MHz] 5240
Auto control enabled power supply | Climatic Box	No | No
Additional path loss [dB]	0
Full path type	EUT_SA_GEN_SIG
Full path name	EUT1.MP.SIG1/EUT1.SA/EUT1.GEN1/EUT1.GEN2/
Switch bits	00010001:00010001:00000000:00000001

Test at TX 5180 MHz

RESULT: Reference power cond.

DESCRIPTION	LOWER LIMIT	UPPER LIMIT	MEASURED	UNIT	VERDICT
Ref. power 1MHz/1MHz cond.	---	---	3.22	dBm	INFO
Ref. frequency	---	---	5174.810	MHz	INFO

READ SA SETTINGS:

RefLevel [dBm] | RefLevelOffset [dB] | InpAtt [dB]	15.22 | 12.57 | 20
Start [MHz] | Stop [MHz]	5155.000 | 5205.000
RBW [MHz] | VBW [MHz]	3.000000 | 3.000000
Detector | TraceMode	POS | MAXH
Sweep: time [ms] | count | points per Section | type	300 | 20 | 1001 | SWE

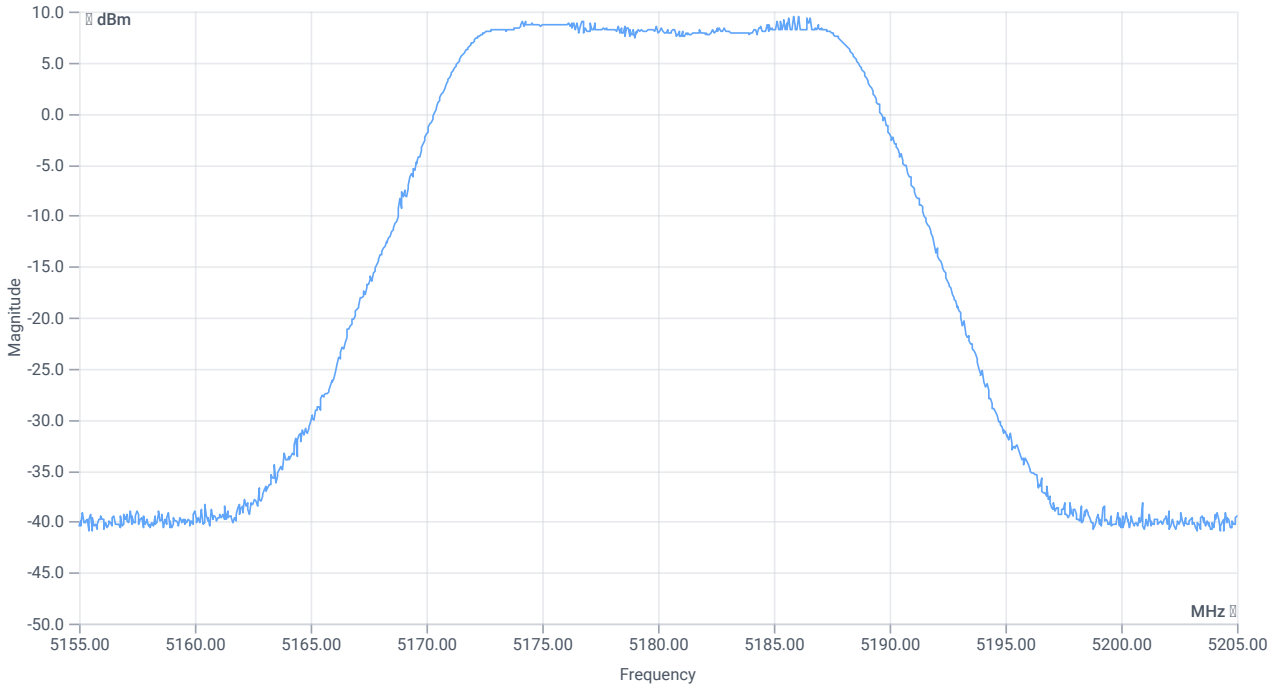

Peak output power

RESULT

DESCRIPTION	LOWER LIMIT	UPPER LIMIT	MEASURED	UNIT	VERDICT
Peak Power	---	---	9.57	dBm	INFO
Peak Power	---	---	9.057326	mW	INFO
Frequency at Peak	---	---	5186.094	MHz	INFO

Verdict
PASS

NA # Message with SA scan ~

References

TC start	28.05.2026 15:15:18
Ambit temp (test rack) [°C] | humidity [rel%]	23.5 | 46
System version	6.0.7.5
Standard | Version	NA | NI
Method	
Description	Message with SA Scan n_HT20_U_NII_1
Information	U-NII-1_OFDM_nht20-mode_20MHz_ANT1_ PS10 avg

Equipment

Signal analyzer,Rohde&Schwarz,FSV-40,1307.9002K40/101042,3.71
Switch matrix,cetecom advanced GmbH,USM,B002,1.0.0

Test Parameter

Full path type	EUT_SA_GEN_SIG
Full path name	EUT1.MP.SIG1/EUT1.SA/EUT1.GEN1/EUT1.GEN2/
Switch bits	00010001:00010001:00000000:00000001
Message start	28.05.2026 15:15:21
Message	set WLAN5Gx to n_HT20_U_NII_1, Frequency [MHz] 5180 , Information: U-NII-1_OFDM_nht20-mode_20MHz_ANT1_ PS10 avg

Verdict
INFO

FCC 15.407, ISED RSS247 # Bandwidths 99PCT and 26dB (UNII-3 20dB) ~ WLAN5Gx a mode U-NII-1

References

TC start	28.05.2026 15:13:47
Ambit temp (test rack) [°C] | humidity [rel%]	23.5 | 46
System version	6.0.7.5
Standard | Version	FCC 15.407, ISED RSS247 | NI
Method	26dB Bandwidth KDB789033 D02, C.1 / ISED RSS-GEN
Description	FCC 15.407 Bandwidths - WLAN5Gx a mode U-NII-1
Information	

EUT Common Settings WLAN5Gx

Number of antenna ports	2
User Interaction	No
Device class U-NII-1 (FCC)	Client
Limit W52 japan	Standard
TPC supported	No
Vehicle use (ISED)	No

Equipment

Signal analyzer,Rohde&Schwarz,FSV-40,1307.9002K40/101042,3.71
Switch matrix,cetecom advanced GmbH,USM,B002,1.0.0

Test Parameter

Technology to test	WLAN5Gx a mode
EUT port	EUT2
Temperature	nom
Voltage	nom
Frequency low to test	False | Freq [MHz] 5180
Frequency mid to test	False | Freq [MHz] 5200
Frequency high to test	True | Freq [MHz] 5240
Auto control enabled power supply | Climatic Box	No | No
Additional path loss [dB]	0
Full path type	EUT_SA_GEN_SIG
Full path name	EUT2.MP.SIG1/EUT2.SA/EUT2.GEN1/EUT2.GEN2/
Switch bits	00100010:00010001:00000000:00000001

Test at TX 5240 MHz

RESULT: Reference power cond.

DESCRIPTION	LOWER LIMIT	UPPER LIMIT	MEASURED	UNIT	VERDICT
Ref. power 1MHz/1MHz cond.	---	---	8.92	dBm	INFO
Ref. frequency	---	---	5240.000	MHz	INFO

READ SA SETTINGS:

RefLevel [dBm] | RefLevelOffset [dB] | InpAtt [dB]	16.92 | 12.4 | 20
Start [MHz] | Stop [MHz]	5215.000 | 5265.000
RBW [MHz] | VBW [MHz]	0.300000 | 1.000000
Detector | TraceMode	POS | MAXH
Sweep: time [ms] | count | points per Section | type	1 | 2500 | 1001 | SWE

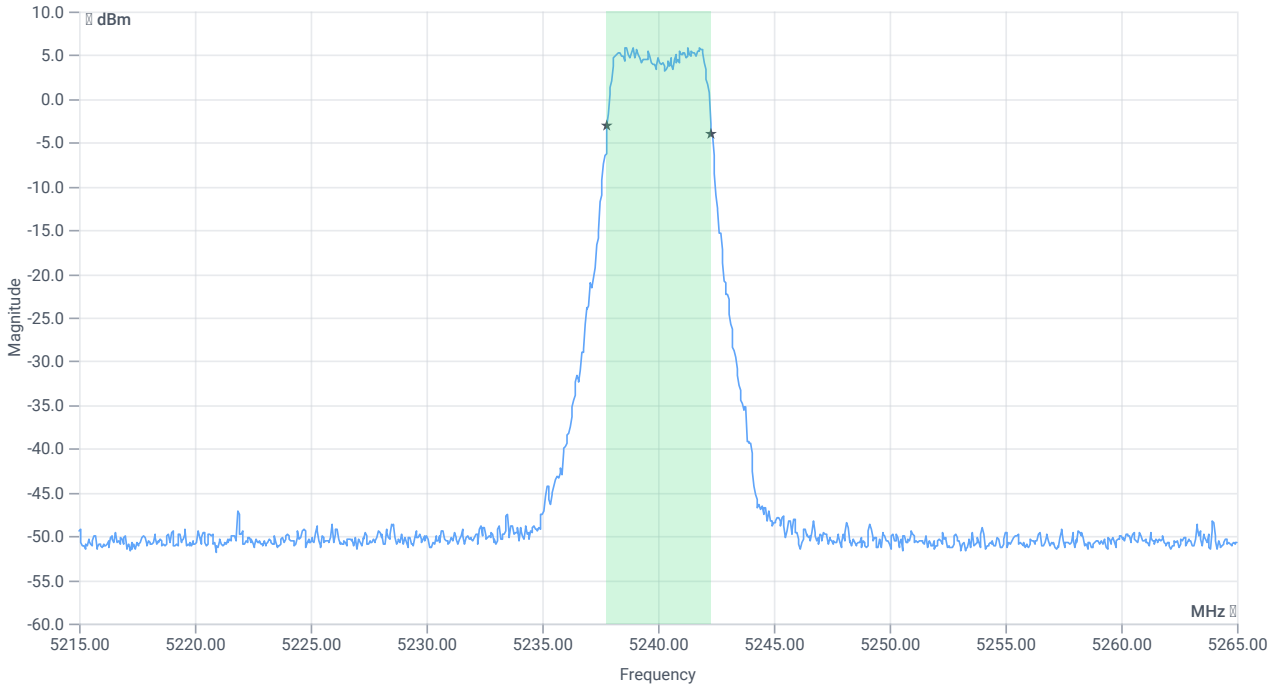

BW 99PCT

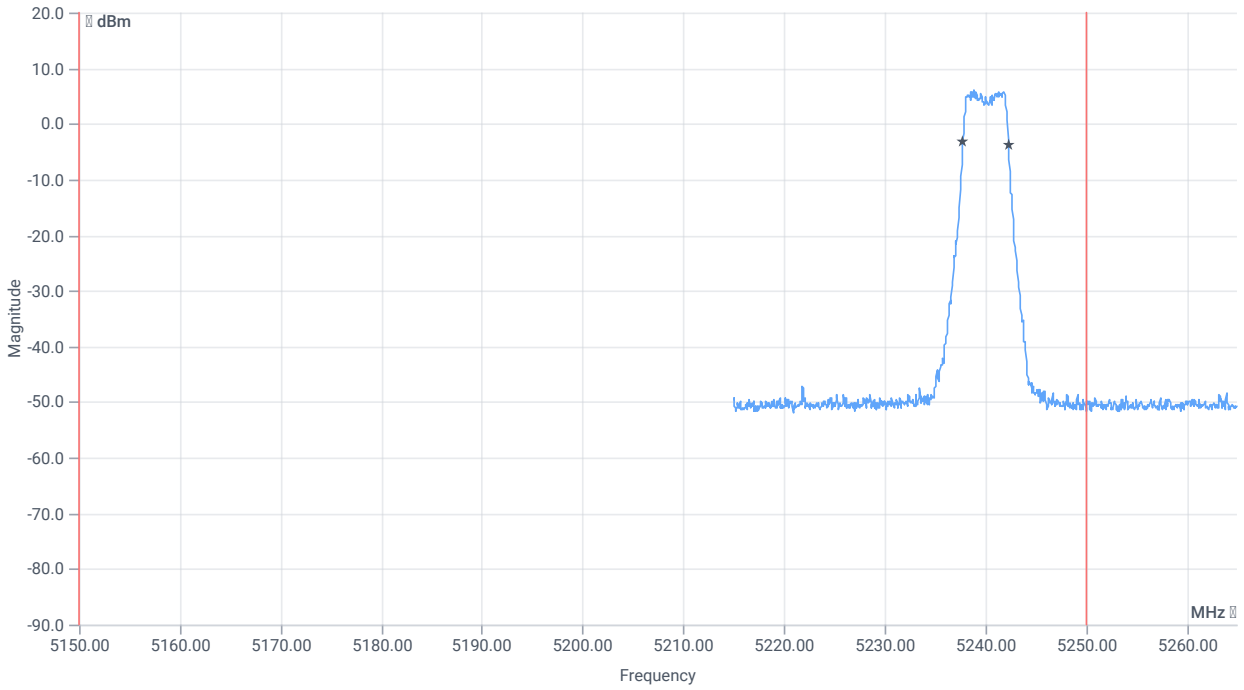

BW within band 99PCT

RESULT

DESCRIPTION	LOWER LIMIT	UPPER LIMIT	MEASURED	UNIT	VERDICT
Bandwidth 99%	---	---	4.496	MHz	INFO
T1 99%	5150.000000	---	5237.8022	MHz	PASS
T2 99%	---	5250.000000	5242.2977	MHz	PASS

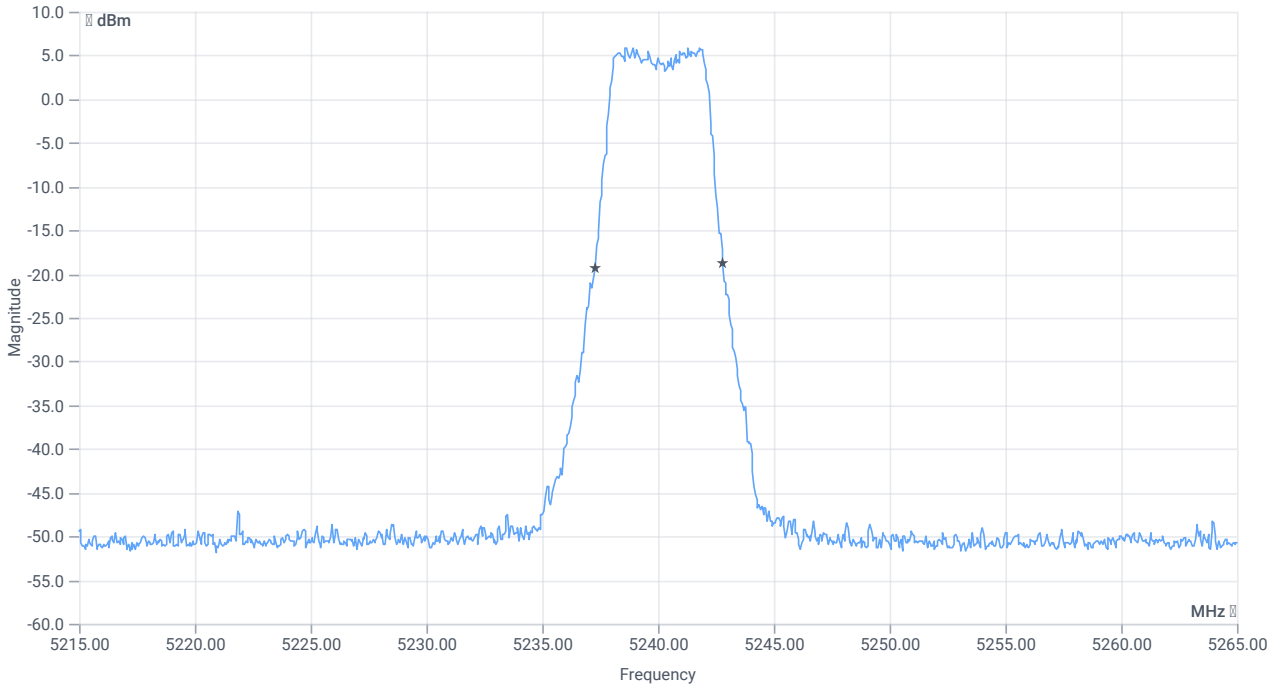

BW 26dB

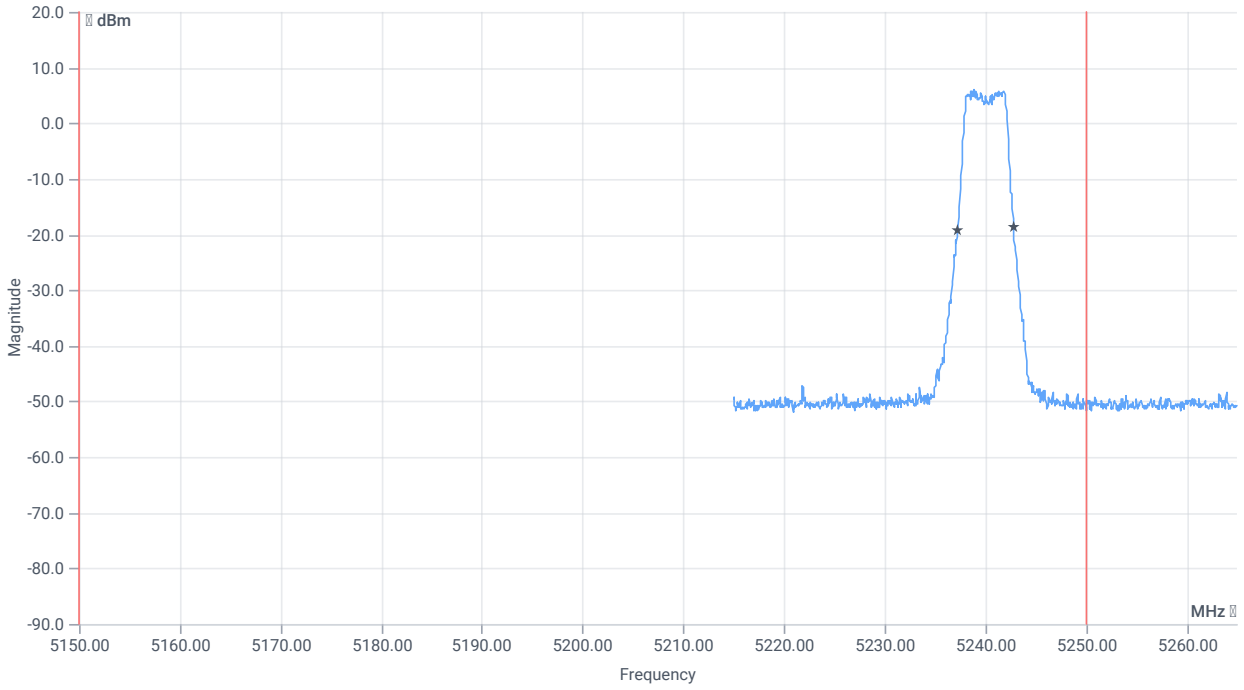

BW within band 26dB

RESULT

DESCRIPTION	LOWER LIMIT	UPPER LIMIT	MEASURED	UNIT	VERDICT
Bandwidth 26dB	---	---	5.55	MHz	INFO
T1 26dB	5150.000000	---	5237.2500	MHz	PASS
T2 26dB	---	5250.000000	5242.8000	MHz	PASS

Verdict
PASS

ISED RSS247 # Max output power and psd ~ WLAN5Gx a mode U-NII-1

References

TC start	28.05.2026 15:12:13
Ambit temp (test rack) [°C] | humidity [rel%]	23.5 | 46
System version	6.0.7.5
Standard | Version	ISED RSS247 | NI
Method	
Description	ISED Max Output Power & PSD - WLAN5Gx a mode U-NII-1
Information	

EUT Common Settings WLAN5Gx

Number of antenna ports	2
User Interaction	No
Device class U-NII-1 (FCC)	Client
Limit W52 japan	Standard
TPC supported	No
Vehicle use (ISED)	No

Equipment

Signal analyzer,Rohde&Schwarz,FSV-40,1307.9002K40/101042,3.71
Switch matrix,cetecom advanced GmbH,USM,B002,1.0.0

Test Parameter

Technology to test	WLAN5Gx a mode
EUT port	EUT2
Temperature	nom
Voltage	nom
Frequency low to test	False | Freq [MHz] 5180
Frequency mid to test	False | Freq [MHz] 5200
Frequency high to test	True | Freq [MHz] 5240
Auto control enabled power supply | Climatic Box	No | No
Additional path loss [dB]	0
Full path type	EUT_SA_GEN_SIG
Full path name	EUT2.MP.SIG1/EUT2.SA/EUT2.GEN1/EUT2.GEN2/
Switch bits	00100010:00010001:00000000:00000001

Test at TX 5240 MHz

RESULT: Reference power cond.

DESCRIPTION	LOWER LIMIT	UPPER LIMIT	MEASURED	UNIT	VERDICT
Ref. power 1MHz/1MHz cond.	---	---	9.35	dBm	INFO
Ref. frequency	---	---	5241.400	MHz	INFO

Evaluation max. duty cycle

Duty cycle evaluation

DESCRIPTION	LOWER LIMIT	UPPER LIMIT	MEASURED	UNIT	VERDICT
Duty cycle min	---	---	0	dB	DC > 98% defined

Evaluation bandwidth

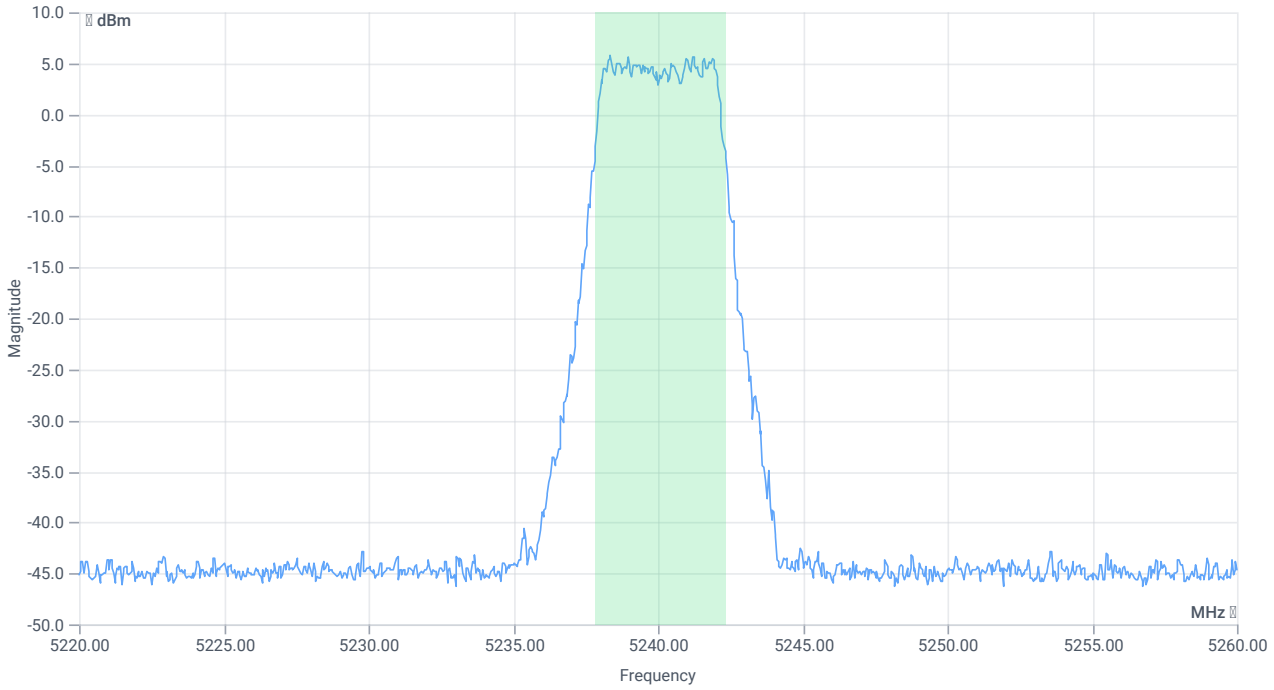

BW 99PCT

RESULT

DESCRIPTION	LOWER LIMIT	UPPER LIMIT	MEASURED	UNIT	VERDICT
Bandwidth 99%	---	---	4.515	MHz	INFO
T1 99%	---	---	5237.8022	MHz	INFO
T2 99%	---	---	5242.3177	MHz	INFO

Maximum Output Power

Antenna gain

Considered antenna gain [dBi]:	6.78 @ 5240 MHz

READ SA SETTINGS:

RefLevel [dBm] | RefLevelOffset [dB] | InpAtt [dB]	21.35 | 12.4 | 25
Start [MHz] | Stop [MHz]	5220.000 | 5260.000
RBW [MHz] | VBW [MHz]	1.000000 | 3.000000
Detector | TraceMode	RMS | MAXH
Sweep: time [ms] | count | points per Section | type	59600 | 1 | 161 | SWE

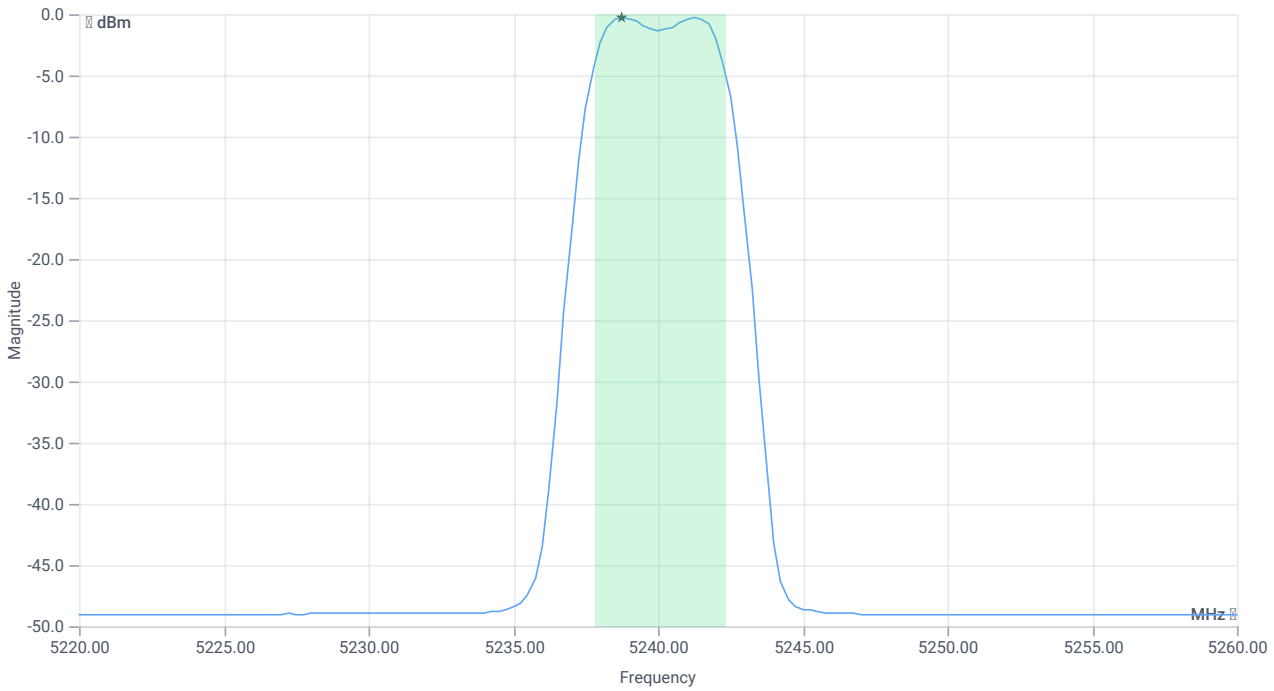

Max OP and PSD (without antenna gain)

RESULT

DESCRIPTION	LOWER LIMIT	UPPER LIMIT	MEASURED	UNIT	VERDICT
Vehicular use: No					
Max output power cond	---	---	5.26	dBm	INFO
Duty cycle correction	---	---	0	dB	INFO
Max output power DC corrected cond	---	---	5.26	dBm	INFO
LIMIT absolute eirp					
Max output power DC corrected eirp	---	23	12.04	dBm	PASS
LIMIT: 10 dBm + 10 log 4.515					

RESULT

DESCRIPTION	LOWER LIMIT	UPPER LIMIT	MEASURED	UNIT	VERDICT
Max output power DC corrected eirp	---	16.55	12.04	dBm	PASS
Power spectral density eirp	---		6.54	dBm/1MHz	INFO
Power spectral density DC corrected eirp	---	10	6.54	dBm/1MHz	PASS
LIMIT absolute cond (RSS-247 §6.2.1)					
Max output power DC corrected cond	---	24	5.26	dBm	PASS

Verdict
PASS

FCC 15.407 # Max output power and psd ~ WLAN5Gx a mode U-NII-1

References

TC start	28.05.2026 15:10:40
Ambit temp (test rack) [°C] | humidity [rel%]	23.5 | 46
System version	6.0.7.5
Standard | Version	FCC 15.407 | NI
Method	KDB789033 D02, F., E.2.e.
Description	FCC 15.407 Max Output Power & PSD - WLAN5Gx a mode U-NII-1
Information	

EUT Common Settings WLAN5Gx

Number of antenna ports	2
User Interaction	No
Device class U-NII-1 (FCC)	Client
Limit W52 japan	Standard
TPC supported	No
Vehicle use (ISED)	No

Equipment

Signal analyzer,Rohde&Schwarz,FSV-40,1307.9002K40/101042,3.71
Switch matrix,cetecom advanced GmbH,USM,B002,1.0.0

Test Parameter

Technology to test	WLAN5Gx a mode
EUT port	EUT2
Temperature	nom
Voltage	nom
Frequency low to test	False | Freq [MHz] 5180
Frequency mid to test	False | Freq [MHz] 5200
Frequency high to test	True | Freq [MHz] 5240
Auto control enabled power supply | Climatic Box	No | No
Additional path loss [dB]	0
Full path type	EUT_SA_GEN_SIG
Full path name	EUT2.MP.SIG1/EUT2.SA/EUT2.GEN1/EUT2.GEN2/
Switch bits	00100010:00010001:00000000:00000001

Test at TX 5240 MHz

RESULT: Reference power cond.

DESCRIPTION	LOWER LIMIT	UPPER LIMIT	MEASURED	UNIT	VERDICT
Ref. power 1MHz/1MHz cond.	---	---	10.53	dBm	INFO
Ref. frequency	---	---	5239.200	MHz	INFO

Evaluation max. duty cycle

Duty cycle evaluation

DESCRIPTION	LOWER LIMIT	UPPER LIMIT	MEASURED	UNIT	VERDICT
Duty cycle min	---	---	0	dB	DC > 98% defined

Evaluation bandwidth

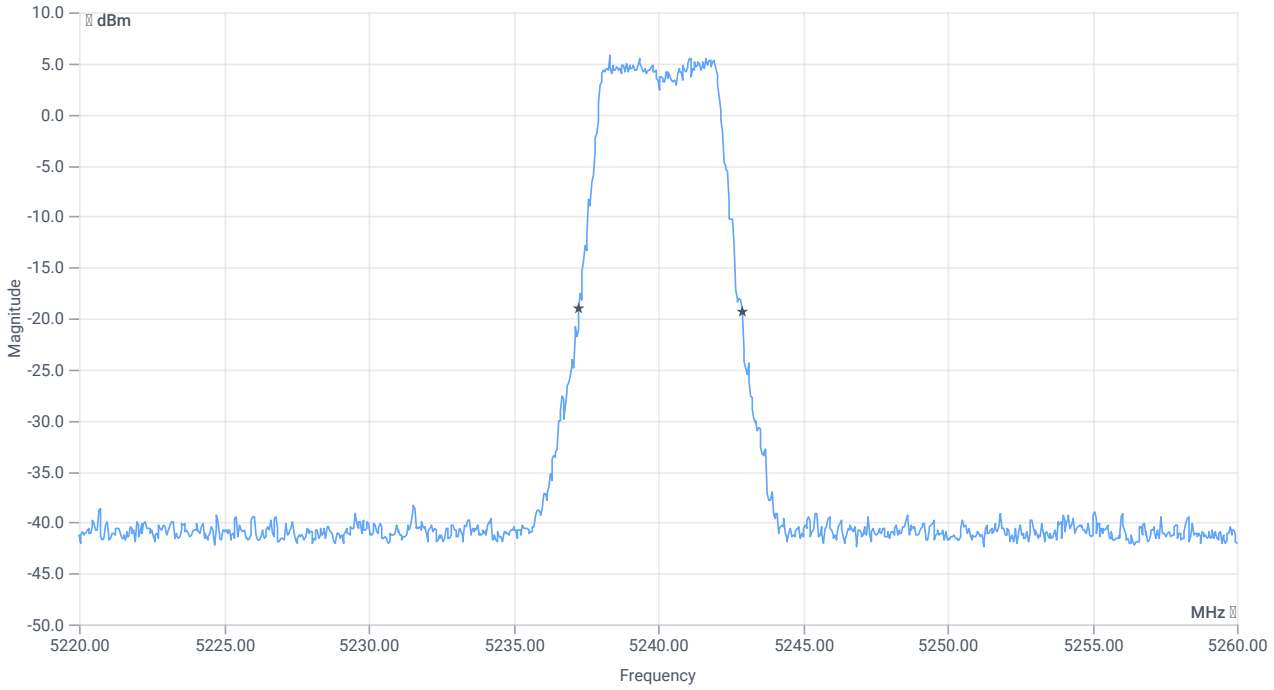

BW 26dB

RESULT

DESCRIPTION	LOWER LIMIT	UPPER LIMIT	MEASURED	UNIT	VERDICT
Bandwidth 26dB	---	---	5.64	MHz	INFO
T1 26dB	---	---	5237.2800	MHz	INFO
T2 26dB	---	---	5242.9200	MHz	INFO

Maximum Output Power

READ SA SETTINGS:

RefLevel [dBm] | RefLevelOffset [dB] | InpAtt [dB]	22.53 | 12.4 | 25
Start [MHz] | Stop [MHz]	5220.000 | 5260.000
RBW [MHz] | VBW [MHz]	1.000000 | 3.000000
Detector | TraceMode	RMS | MAXH
Sweep: time [ms] | count | points per Section | type	59600 | 1 | 161 | SWE

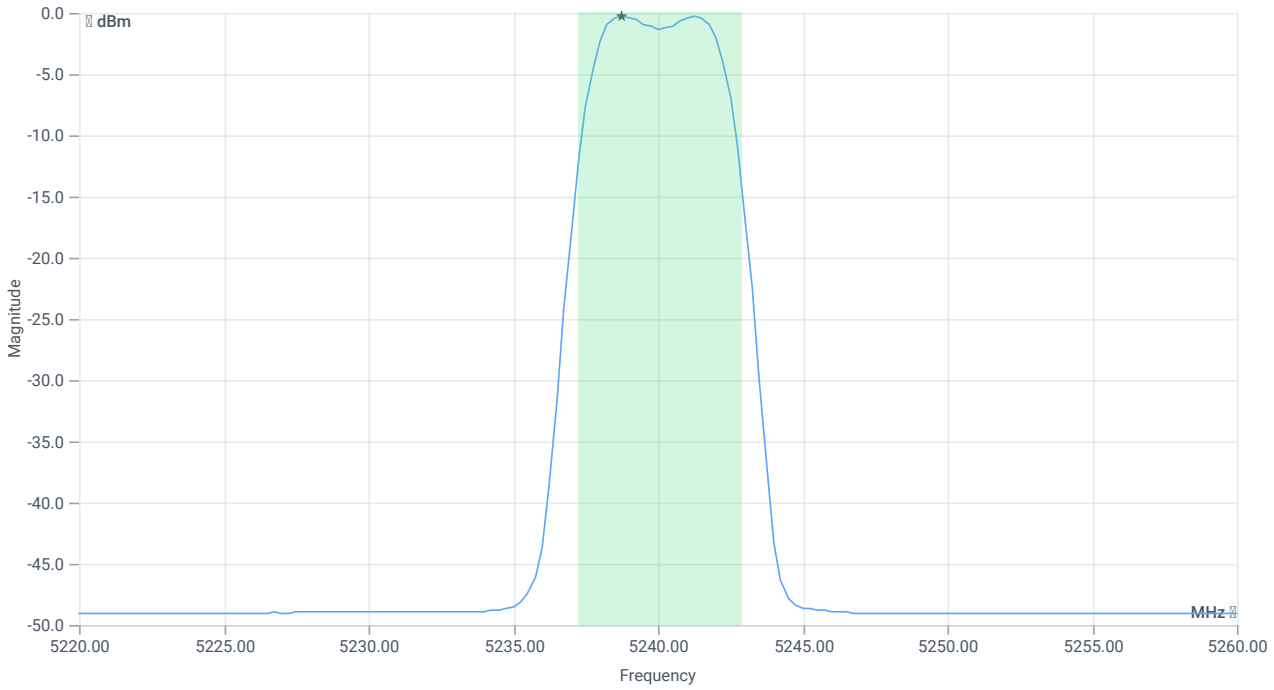

Max OP and PSD

RESULT

CONDUCTED LIMITS FOR MAX ANTENNA GAIN OF 6 D BI					
Description	Lower Limit	Upper Limit	Measured	Unit	Verdict
Max output power cond	---	---	5.49	dBm	INFO
Duty cycle correction	---	---	0	dB	INFO
LIMIT absolute:					
Max output power DC corrected cond	---	24	5.49	dBm	PASS
LIMIT: 11 dBm + 10 log 5.64					
Max output power DC corrected cond	---	18.51	5.49	dBm	na

Power spectral density

RESULT

CONDUCTED LIMITS FOR MAX ANTENNA GAIN OF 6 D BI

RESULT

CONDUCTED LIMITS FOR MAX ANTENNA GAIN OF 6 D BI					
Description	Lower Limit	Upper Limit	Measured	Unit	Verdict
Power spectral density cond	---	---	-0.25	dBm/1MHz	INFO
Duty cycle correction	---	---	0	dB	INFO
Power spectral density DC corrected cond	---	11	-0.25	dBm/1MHz	PASS

Verdict
PASS

NA # Peak output power 3MHz/3MHz ~ WLAN5Gx a mode U-NII-1

References

TC start	28.05.2026 15:10:13
Ambit temp (test rack) [°C] | humidity [rel%]	23.5 | 46
System version	6.0.7.5
Standard | Version	NA | NI
Method	
Description	Peak OP 3MHz/3MHz - WLAN5Gx a mode U-NII-1
Information	

EUT Common Settings WLAN5Gx

Number of antenna ports	2
User Interaction	No
Device class U-NII-1 (FCC)	Client
Limit W52 japan	Standard
TPC supported	No
Vehicle use (ISED)	No

Equipment

Signal analyzer,Rohde&Schwarz,FSV-40,1307.9002K40/101042,3.71
Switch matrix,cetecom advanced GmbH,USM,B002,1.0.0

Test Parameter

Technology to test	WLAN5Gx a mode
EUT port	EUT2
Temperature	nom
Voltage	nom
Frequency low to test	False | Freq [MHz] 5180
Frequency mid to test	False | Freq [MHz] 5200
Frequency high to test	True | Freq [MHz] 5240
Auto control enabled power supply | Climatic Box	No | No
Additional path loss [dB]	0
Full path type	EUT_SA_GEN_SIG
Full path name	EUT2.MP.SIG1/EUT2.SA/EUT2.GEN1/EUT2.GEN2/
Switch bits	00100010:00010001:00000000:00000001

Test at TX 5240 MHz

RESULT: Reference power cond.

DESCRIPTION	LOWER LIMIT	UPPER LIMIT	MEASURED	UNIT	VERDICT
Ref. power 1MHz/1MHz cond.	---	---	9.44	dBm	INFO
Ref. frequency	---	---	5238.800	MHz	INFO

READ SA SETTINGS:

RefLevel [dBm] | RefLevelOffset [dB] | InpAtt [dB]	21.44 | 12.4 | 25
Start [MHz] | Stop [MHz]	5215.000 | 5265.000
RBW [MHz] | VBW [MHz]	3.000000 | 3.000000
Detector | TraceMode	POS | MAXH
Sweep: time [ms] | count | points per Section | type	300 | 20 | 1001 | SWE

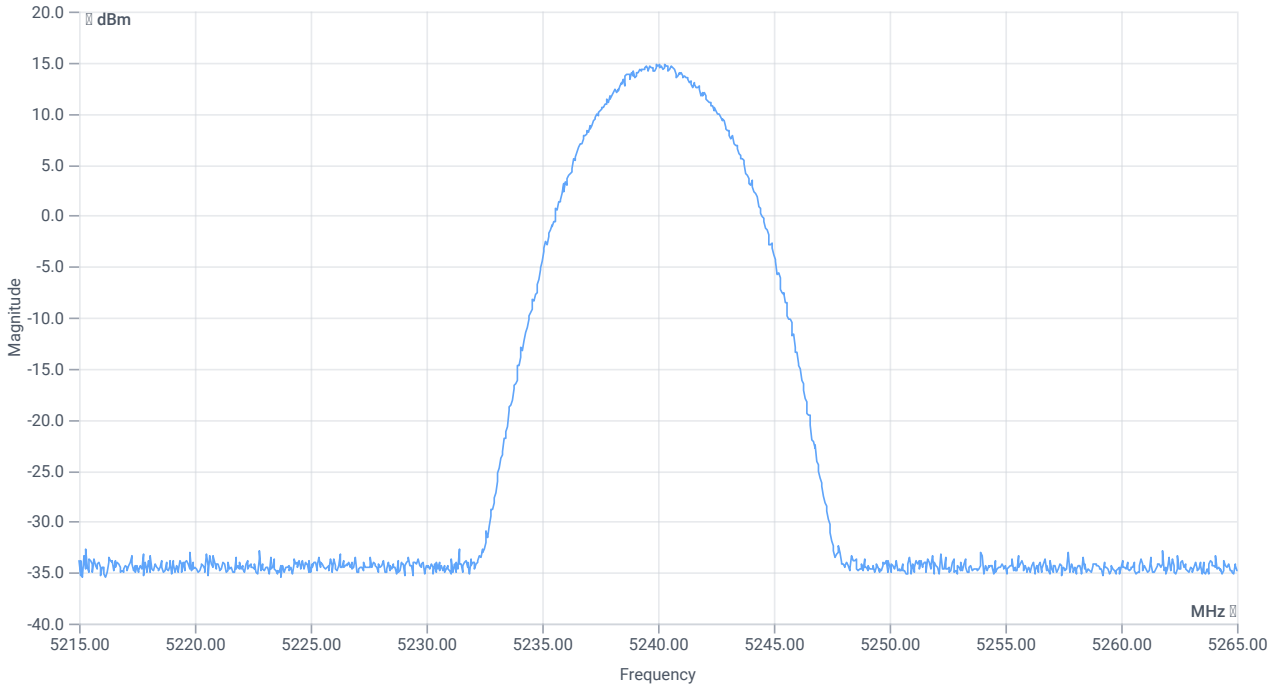

Peak output power

RESULT

DESCRIPTION	LOWER LIMIT	UPPER LIMIT	MEASURED	UNIT	VERDICT
Peak Power	---	---	14.84	dBm	INFO
Peak Power	---	---	30.47895	mW	INFO
Frequency at Peak	---	---	5239.95	MHz	INFO

Verdict
PASS

NA # Message with SA scan ~

References

TC start	28.05.2026 14:46:19
Ambit temp (test rack) [°C] | humidity [rel%]	23.4 | 46
System version	6.0.7.5
Standard | Version	NA | NI
Method	
Description	Message with SA Scan a_mode_U_NII_1
Information	

Equipment

Signal analyzer,Rohde&Schwarz,FSV-40,1307.9002K40/101042,3.71
Switch matrix,cetecom advanced GmbH,USM,B002,1.0.0

Test Parameter

Full path type	EUT_SA_GEN_SIG
Full path name	EUT2.MP.SIG1/EUT2.SA/EUT2.GEN1/EUT2.GEN2/
Switch bits	00100010:00010001:00000000:00000001
Message start	28.05.2026 14:46:21
Message	set WLAN5Gx to a_mode_U_NII_1, Frequency [MHz] 5240 Information:

Verdict
INFO

FCC 15.407, ISED RSS247 # Bandwidths 99PCT and 26dB (UNII-3 20dB) ~ WLAN5Gx a mode U-NII-1

References

TC start	28.05.2026 14:45:40
Ambit temp (test rack) [°C] | humidity [rel%]	23.4 | 46
System version	6.0.7.5
Standard | Version	FCC 15.407, ISED RSS247 | NI
Method	26dB Bandwidth KDB789033 D02, C.1 / ISED RSS-GEN
Description	FCC 15.407 Bandwidths - WLAN5Gx a mode U-NII-1
Information	

EUT Common Settings WLAN5Gx

Number of antenna ports	2
User Interaction	No
Device class U-NII-1 (FCC)	Client
Limit W52 japan	Standard
TPC supported	No
Vehicle use (ISED)	No

Equipment

Signal analyzer,Rohde&Schwarz,FSV-40,1307.9002K40/101042,3.71
Switch matrix,cetecom advanced GmbH,USM,B002,1.0.0

Test Parameter

Technology to test	WLAN5Gx a mode
EUT port	EUT2
Temperature	nom
Voltage	nom
Frequency low to test	False | Freq [MHz] 5180
Frequency mid to test	True | Freq [MHz] 5200
Frequency high to test	False | Freq [MHz] 5240
Auto control enabled power supply | Climatic Box	No | No
Additional path loss [dB]	0
Full path type	EUT_SA_GEN_SIG
Full path name	EUT2.MP.SIG1/EUT2.SA/EUT2.GEN1/EUT2.GEN2/
Switch bits	00100010:00010001:00000000:00000001

Test at TX 5200 MHz

RESULT: Reference power cond.

DESCRIPTION	LOWER LIMIT	UPPER LIMIT	MEASURED	UNIT	VERDICT
Ref. power 1MHz/1MHz cond.	---	---	7.96	dBm	INFO
Ref. frequency	---	---	5201.400	MHz	INFO

READ SA SETTINGS:

RefLevel [dBm] | RefLevelOffset [dB] | InpAtt [dB]	15.96 | 12.65 | 20
Start [MHz] | Stop [MHz]	5175.000 | 5225.000
RBW [MHz] | VBW [MHz]	0.300000 | 1.000000
Detector | TraceMode	POS | MAXH
Sweep: time [ms] | count | points per Section | type	1 | 2500 | 1001 | SWE

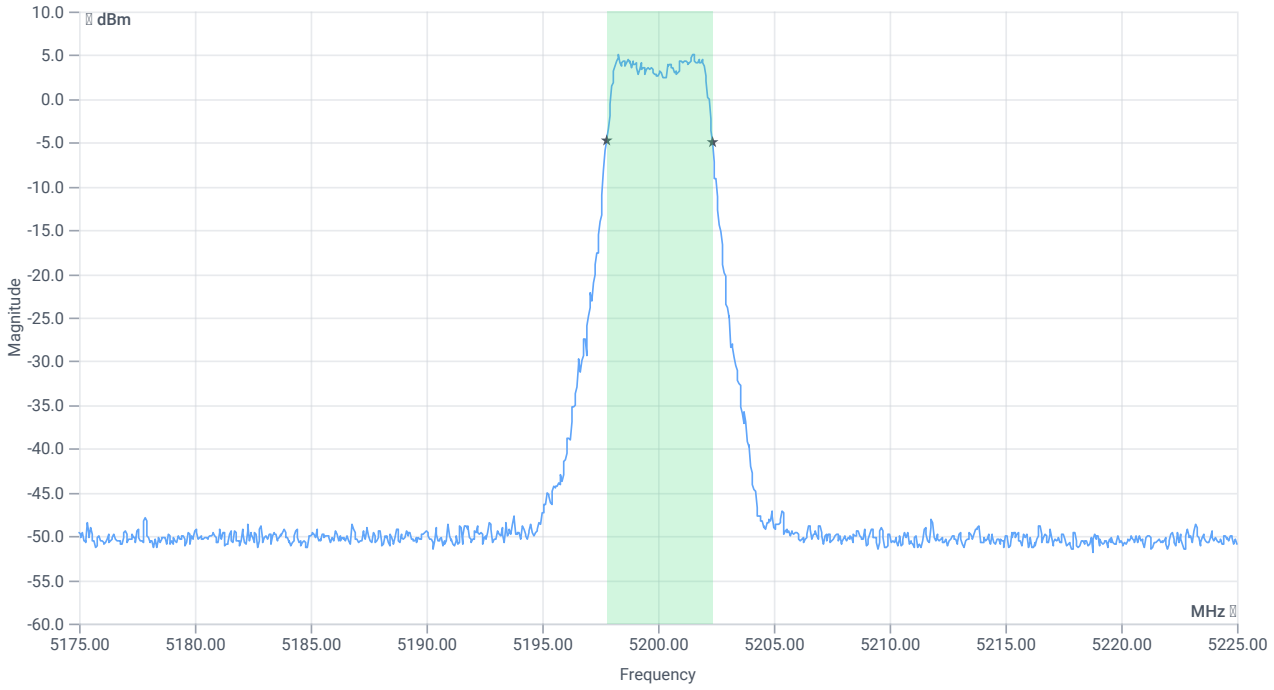

BW 99PCT

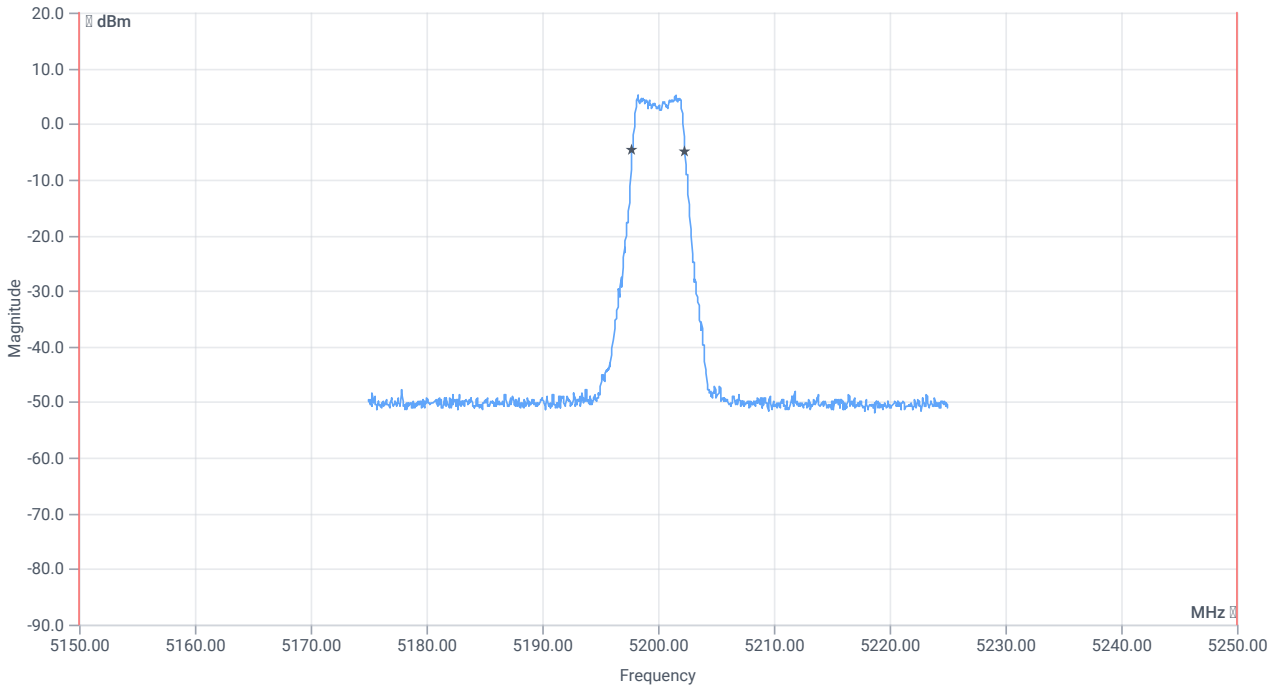

BW within band 99PCT

RESULT

DESCRIPTION	LOWER LIMIT	UPPER LIMIT	MEASURED	UNIT	VERDICT
Bandwidth 99%	---	---	4.595	MHz	INFO
T1 99%	5150.000000	---	5197.7522	MHz	PASS
T2 99%	---	5250.000000	5202.3477	MHz	PASS

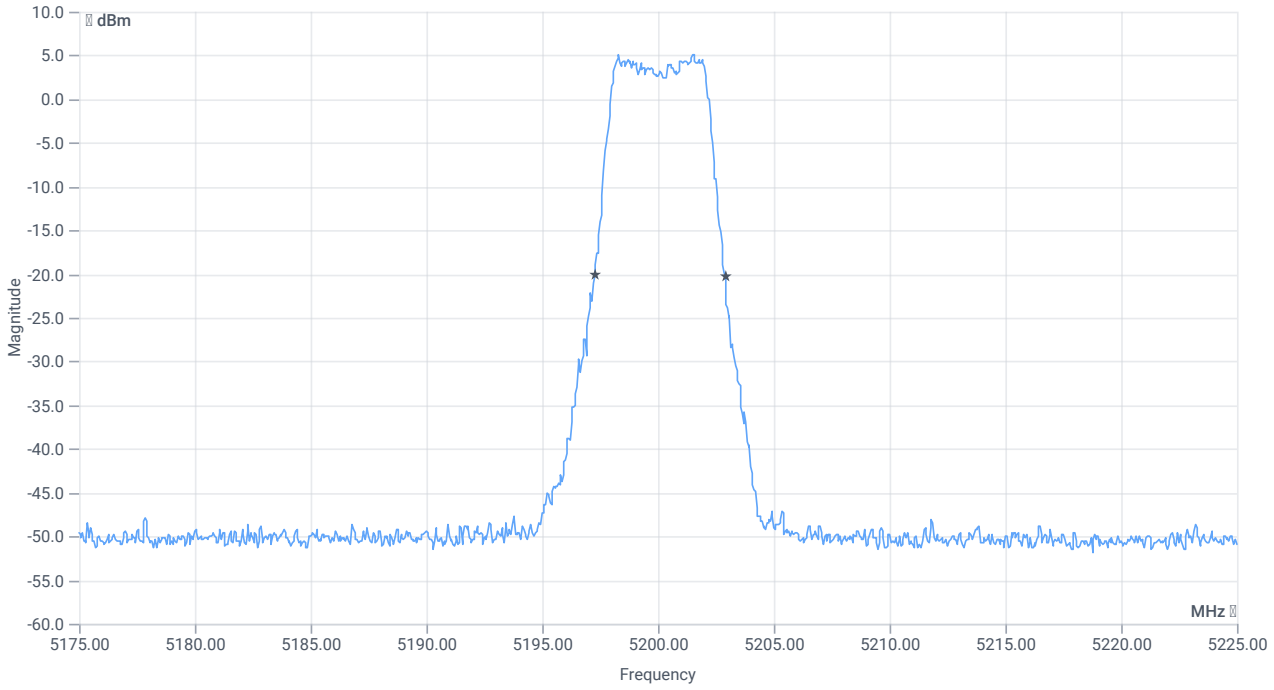

BW 26dB

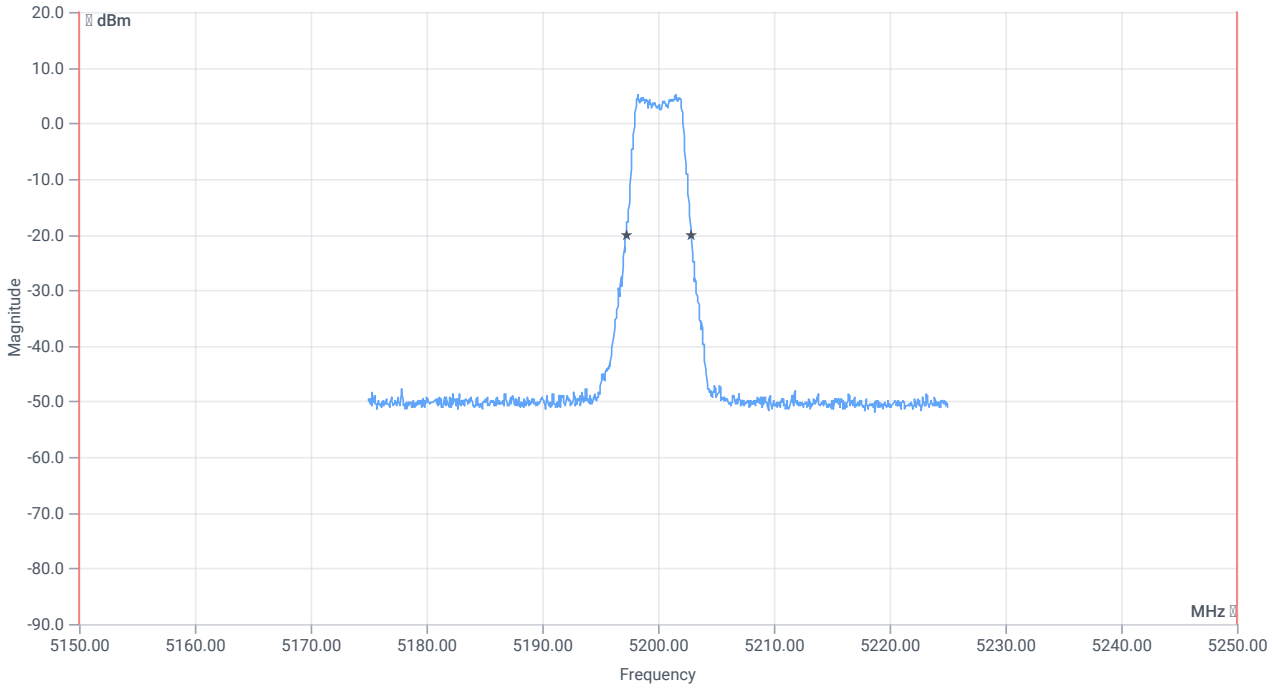

BW within band 26dB

RESULT

DESCRIPTION	LOWER LIMIT	UPPER LIMIT	MEASURED	UNIT	VERDICT
Bandwidth 26dB	---	---	5.65	MHz	INFO
T1 26dB	5150.000000	---	5197.2500	MHz	PASS
T2 26dB	---	5250.000000	5202.9000	MHz	PASS

Verdict
PASS

ISED RSS247 # Max output power and psd ~ WLAN5Gx a mode U-NII-1

References

TC start	28.05.2026 14:44:05
Ambit temp (test rack) [°C] | humidity [rel%]	23.4 | 46
System version	6.0.7.5
Standard | Version	ISED RSS247 | NI
Method	
Description	ISED Max Output Power & PSD - WLAN5Gx a mode U-NII-1
Information	

EUT Common Settings WLAN5Gx

Number of antenna ports	2
User Interaction	No
Device class U-NII-1 (FCC)	Client
Limit W52 japan	Standard
TPC supported	No
Vehicle use (ISED)	No

Equipment

Signal analyzer,Rohde&Schwarz,FSV-40,1307.9002K40/101042,3.71
Switch matrix,cetecom advanced GmbH,USM,B002,1.0.0

Test Parameter

Technology to test	WLAN5Gx a mode
EUT port	EUT2
Temperature	nom
Voltage	nom
Frequency low to test	False | Freq [MHz] 5180
Frequency mid to test	True | Freq [MHz] 5200
Frequency high to test	False | Freq [MHz] 5240
Auto control enabled power supply | Climatic Box	No | No
Additional path loss [dB]	0
Full path type	EUT_SA_GEN_SIG
Full path name	EUT2.MP.SIG1/EUT2.SA/EUT2.GEN1/EUT2.GEN2/
Switch bits	00100010:00010001:00000000:00000001

Test at TX 5200 MHz

RESULT: Reference power cond.

DESCRIPTION	LOWER LIMIT	UPPER LIMIT	MEASURED	UNIT	VERDICT
Ref. power 1MHz/1MHz cond.	---	---	9.39	dBm	INFO
Ref. frequency	---	---	5200.200	MHz	INFO

Evaluation max. duty cycle

Duty cycle evaluation

DESCRIPTION	LOWER LIMIT	UPPER LIMIT	MEASURED	UNIT	VERDICT
Duty cycle min	---	---	0	dB	DC > 98% defined

Evaluation bandwidth

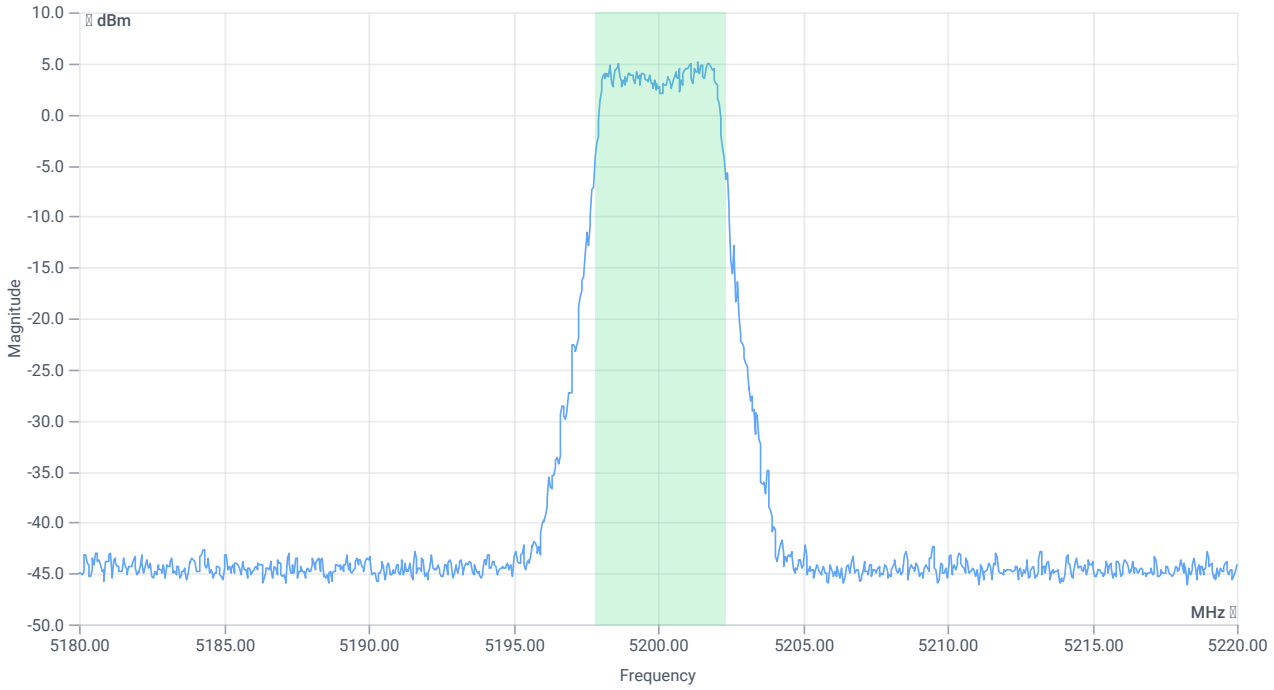

BW 99PCT

RESULT

DESCRIPTION	LOWER LIMIT	UPPER LIMIT	MEASURED	UNIT	VERDICT
Bandwidth 99%	---	---	4.515	MHz	INFO
T1 99%	---	---	5197.8022	MHz	INFO
T2 99%	---	---	5202.3177	MHz	INFO

Maximum Output Power

Antenna gain

Considered antenna gain [dBi]:	6.78 @ 5200 MHz

READ SA SETTINGS:

RefLevel [dBm] | RefLevelOffset [dB] | InpAtt [dB]	21.39 | 12.65 | 25
Start [MHz] | Stop [MHz]	5180.000 | 5220.000
RBW [MHz] | VBW [MHz]	1.000000 | 3.000000
Detector | TraceMode	RMS | MAXH
Sweep: time [ms] | count | points per Section | type	59600 | 1 | 161 | SWE

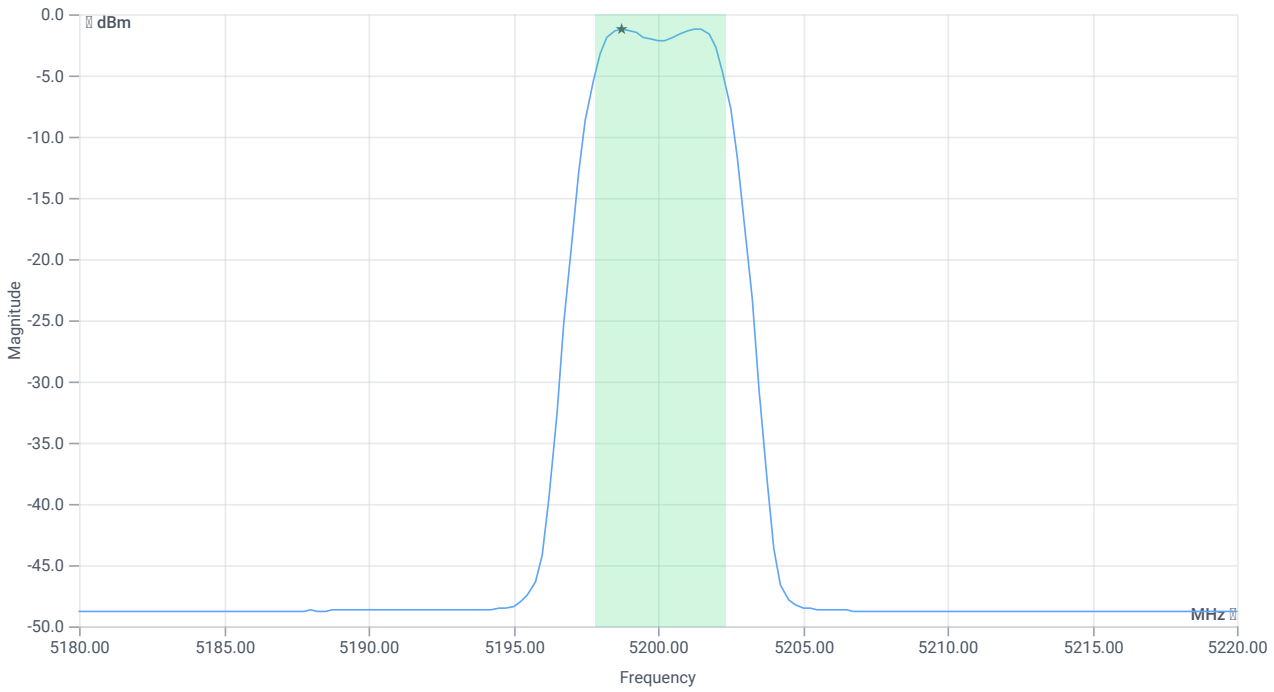

Max OP and PSD (without antenna gain)

RESULT

DESCRIPTION	LOWER LIMIT	UPPER LIMIT	MEASURED	UNIT	VERDICT
Vehicular use: No					
Max output power cond	---	---	4.37	dBm	INFO
Duty cycle correction	---	---	0	dB	INFO
Max output power DC corrected cond	---	---	4.37	dBm	INFO
LIMIT absolute eirp					
Max output power DC corrected eirp	---	23	11.15	dBm	PASS
LIMIT: 10 dBm + 10 log 4.515					

RESULT

DESCRIPTION	LOWER LIMIT	UPPER LIMIT	MEASURED	UNIT	VERDICT
Max output power DC corrected eirp	---	16.55	11.15	dBm	PASS
Power spectral density eirp	---		5.63	dBm/1MHz	INFO
Power spectral density DC corrected eirp	---	10	5.63	dBm/1MHz	PASS
LIMIT absolute cond (RSS-247 §6.2.1)					
Max output power DC corrected cond	---	24	4.37	dBm	PASS

Verdict
PASS

FCC 15.407 # Max output power and psd ~ WLAN5Gx a mode U-NII-1

References

TC start	28.05.2026 14:42:32
Ambit temp (test rack) [°C] | humidity [rel%]	23.4 | 46
System version	6.0.7.5
Standard | Version	FCC 15.407 | NI
Method	KDB789033 D02, F., E.2.e.
Description	FCC 15.407 Max Output Power & PSD - WLAN5Gx a mode U-NII-1
Information	

EUT Common Settings WLAN5Gx

Number of antenna ports	2
User Interaction	No
Device class U-NII-1 (FCC)	Client
Limit W52 japan	Standard
TPC supported	No
Vehicle use (ISED)	No

Equipment

Signal analyzer,Rohde&Schwarz,FSV-40,1307.9002K40/101042,3.71
Switch matrix,cetecom advanced GmbH,USM,B002,1.0.0

Test Parameter

Technology to test	WLAN5Gx a mode
EUT port	EUT2
Temperature	nom
Voltage	nom
Frequency low to test	False | Freq [MHz] 5180
Frequency mid to test	True | Freq [MHz] 5200
Frequency high to test	False | Freq [MHz] 5240
Auto control enabled power supply | Climatic Box	No | No
Additional path loss [dB]	0
Full path type	EUT_SA_GEN_SIG
Full path name	EUT2.MP.SIG1/EUT2.SA/EUT2.GEN1/EUT2.GEN2/
Switch bits	00100010:00010001:00000000:00000001

Test at TX 5200 MHz

RESULT: Reference power cond.

DESCRIPTION	LOWER LIMIT	UPPER LIMIT	MEASURED	UNIT	VERDICT
Ref. power 1MHz/1MHz cond.	---	---	9.58	dBm	INFO
Ref. frequency	---	---	5200.200	MHz	INFO

Evaluation max. duty cycle

Duty cycle evaluation

DESCRIPTION	LOWER LIMIT	UPPER LIMIT	MEASURED	UNIT	VERDICT
Duty cycle min	---	---	0	dB	DC > 98% defined

Evaluation bandwidth

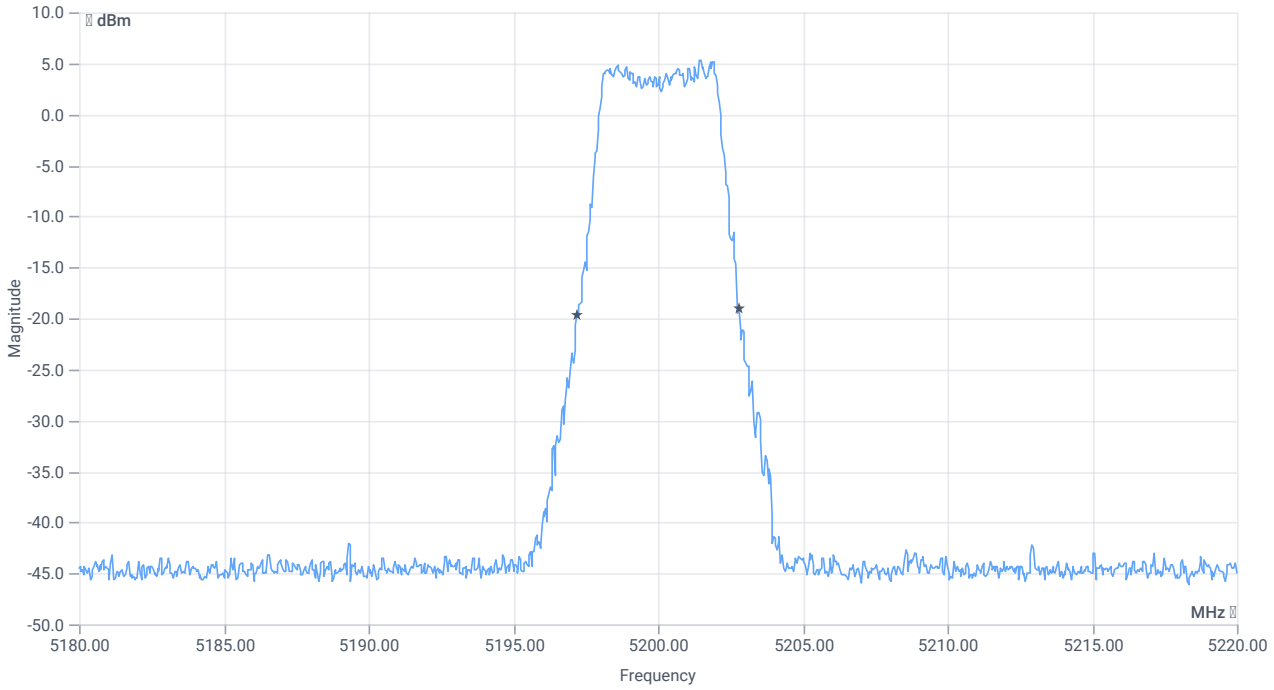

BW 26dB

RESULT

DESCRIPTION	LOWER LIMIT	UPPER LIMIT	MEASURED	UNIT	VERDICT
Bandwidth 26dB	---	---	5.6	MHz	INFO
T1 26dB	---	---	5197.2000	MHz	INFO
T2 26dB	---	---	5202.8000	MHz	INFO

Maximum Output Power

READ SA SETTINGS:

RefLevel [dBm] | RefLevelOffset [dB] | InpAtt [dB]	21.58 | 12.65 | 25
Start [MHz] | Stop [MHz]	5180.000 | 5220.000
RBW [MHz] | VBW [MHz]	1.000000 | 3.000000
Detector | TraceMode	RMS | MAXH
Sweep: time [ms] | count | points per Section | type	59600 | 1 | 161 | SWE

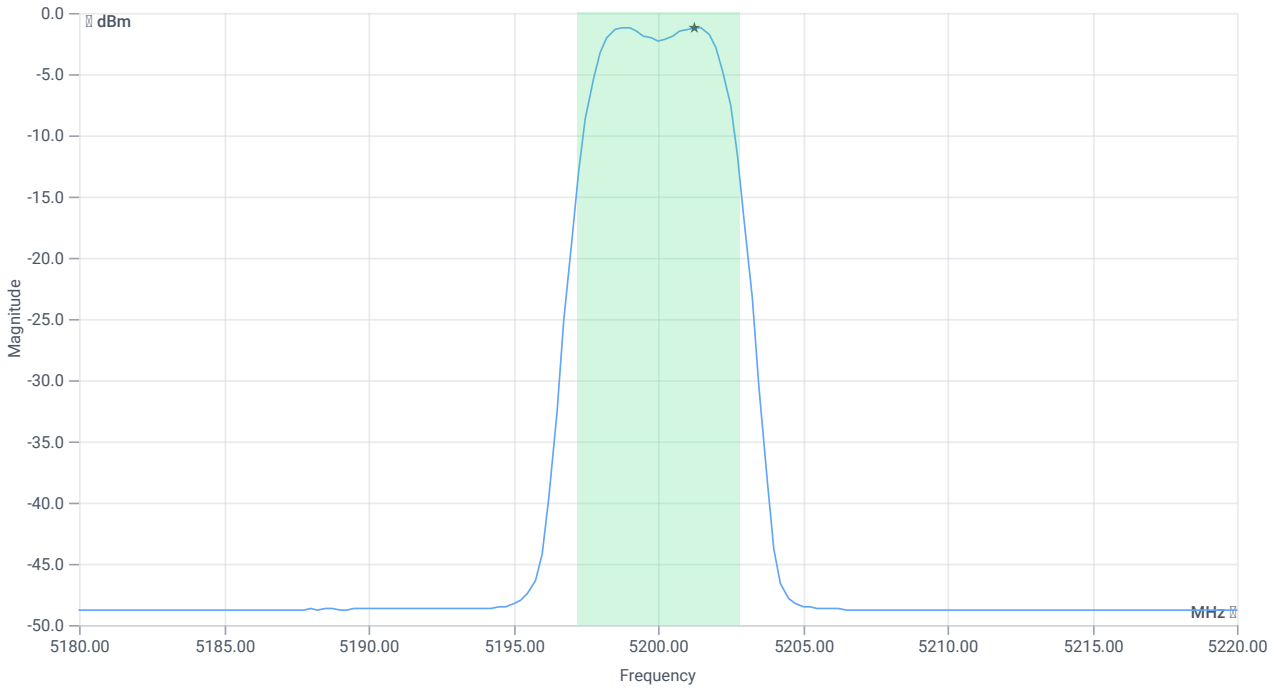

Max OP and PSD

RESULT

CONDUCTED LIMITS FOR MAX ANTENNA GAIN OF 6 D BI					
Description	Lower Limit	Upper Limit	Measured	Unit	Verdict
Max output power cond	---	---	4.59	dBm	INFO
Duty cycle correction	---	---	0	dB	INFO
LIMIT absolute:					
Max output power DC corrected cond	---	24	4.59	dBm	PASS
LIMIT: 11 dBm + 10 log 5.6					
Max output power DC corrected cond	---	18.48	4.59	dBm	na

Power spectral density

RESULT

CONDUCTED LIMITS FOR MAX ANTENNA GAIN OF 6 D BI

RESULT

CONDUCTED LIMITS FOR MAX ANTENNA GAIN OF 6 D BI					
Description	Lower Limit	Upper Limit	Measured	Unit	Verdict
Power spectral density cond	---	---	-1.18	dBm/1MHz	INFO
Duty cycle correction	---	---	0	dB	INFO
Power spectral density DC corrected cond	---	11	-1.18	dBm/1MHz	PASS

Verdict
PASS

NA # Peak output power 3MHz/3MHz ~ WLAN5Gx a mode U-NII-1

References

TC start	28.05.2026 14:42:05
Ambit temp (test rack) [°C] | humidity [rel%]	23.4 | 46
System version	6.0.7.5
Standard | Version	NA | NI
Method	
Description	Peak OP 3MHz/3MHz - WLAN5Gx a mode U-NII-1
Information	

EUT Common Settings WLAN5Gx

Number of antenna ports	2
User Interaction	No
Device class U-NII-1 (FCC)	Client
Limit W52 japan	Standard
TPC supported	No
Vehicle use (ISED)	No

Equipment

Signal analyzer,Rohde&Schwarz,FSV-40,1307.9002K40/101042,3.71
Switch matrix,cetecom advanced GmbH,USM,B002,1.0.0

Test Parameter

Technology to test	WLAN5Gx a mode
EUT port	EUT2
Temperature	nom
Voltage	nom
Frequency low to test	False | Freq [MHz] 5180
Frequency mid to test	True | Freq [MHz] 5200
Frequency high to test	False | Freq [MHz] 5240
Auto control enabled power supply | Climatic Box	No | No
Additional path loss [dB]	0
Full path type	EUT_SA_GEN_SIG
Full path name	EUT2.MP.SIG1/EUT2.SA/EUT2.GEN1/EUT2.GEN2/
Switch bits	00100010:00010001:00000000:00000001

Test at TX 5200 MHz

RESULT: Reference power cond.

DESCRIPTION	LOWER LIMIT	UPPER LIMIT	MEASURED	UNIT	VERDICT
Ref. power 1MHz/1MHz cond.	---	---	8.56	dBm	INFO
Ref. frequency	---	---	5199.600	MHz	INFO

READ SA SETTINGS:

RefLevel [dBm] | RefLevelOffset [dB] | InpAtt [dB]	20.56 | 12.65 | 25
Start [MHz] | Stop [MHz]	5175.000 | 5225.000
RBW [MHz] | VBW [MHz]	3.000000 | 3.000000
Detector | TraceMode	POS | MAXH
Sweep: time [ms] | count | points per Section | type	300 | 20 | 1001 | SWE

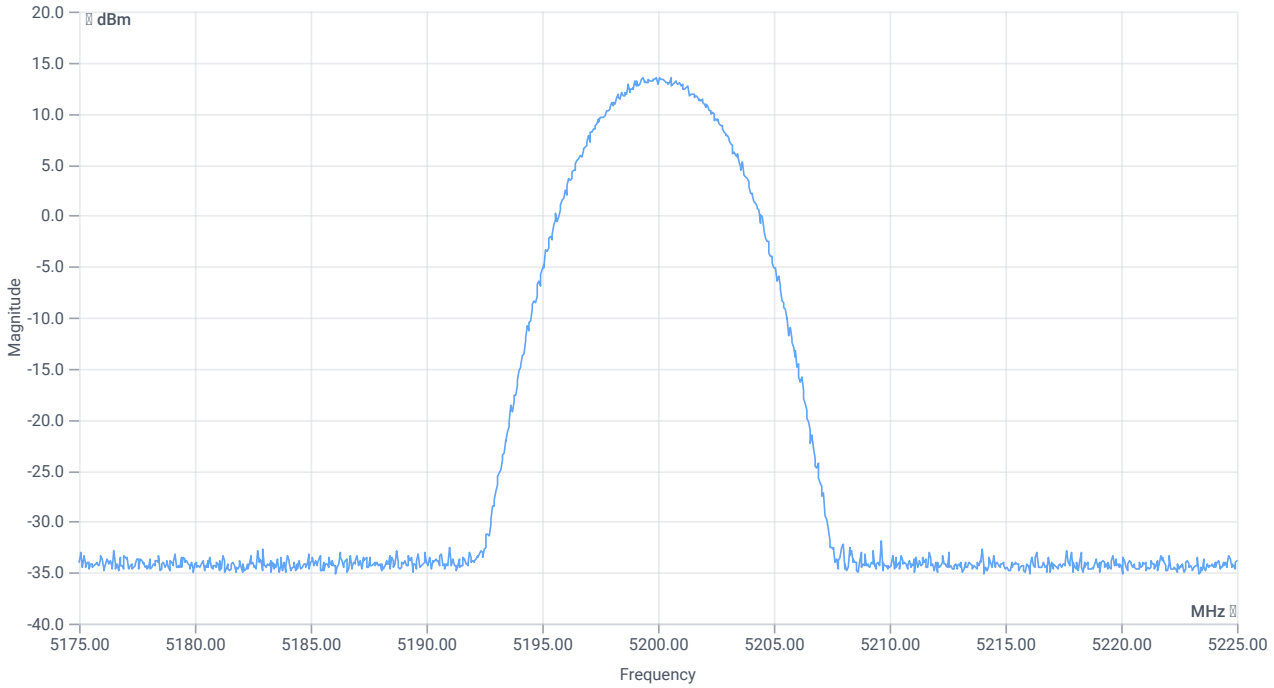

Peak output power

RESULT

DESCRIPTION	LOWER LIMIT	UPPER LIMIT	MEASURED	UNIT	VERDICT
Peak Power	---	---	13.59	dBm	INFO
Peak Power	---	---	22.855988	mW	INFO
Frequency at Peak	---	---	5200.05	MHz	INFO

Verdict
PASS

NA # Message with SA scan ~

References

TC start	28.05.2026 14:30:58
Ambit temp (test rack) [°C] | humidity [rel%]	23.4 | 46
System version	6.0.7.5
Standard | Version	NA | NI
Method	
Description	Message with SA Scan a_mode_U_NII_1
Information	

Equipment

Signal analyzer,Rohde&Schwarz,FSV-40,1307.9002K40/101042,3.71
Switch matrix,cetecom advanced GmbH,USM,B002,1.0.0

Test Parameter

Full path type	EUT_SA_GEN_SIG
Full path name	EUT2.MP.SIG1/EUT2.SA/EUT2.GEN1/EUT2.GEN2/
Switch bits	00100010:00010001:00000000:00000001
Message start	28.05.2026 14:31:01
Message	set WLAN5Gx to a_mode_U_NII_1, Frequency [MHz] 5200 , Information:

Verdict
INFO

FCC 15.407, ISED RSS247 # Bandwidths 99PCT and 26dB (UNII-3 20dB) ~ WLAN5Gx a mode U-NII-1

References

TC start	28.05.2026 14:30:20
Ambit temp (test rack) [°C] | humidity [rel%]	23.4 | 46
System version	6.0.7.5
Standard | Version	FCC 15.407, ISED RSS247 | NI
Method	26dB Bandwidth KDB789033 D02, C.1 / ISED RSS-GEN
Description	FCC 15.407 Bandwidths - WLAN5Gx a mode U-NII-1
Information	

EUT Common Settings WLAN5Gx

Number of antenna ports	2
User Interaction	No
Device class U-NII-1 (FCC)	Client
Limit W52 japan	Standard
TPC supported	No
Vehicle use (ISED)	No

Equipment

Signal analyzer,Rohde&Schwarz,FSV-40,1307.9002K40/101042,3.71
Switch matrix,cetecom advanced GmbH,USM,B002,1.0.0

Test Parameter

Technology to test	WLAN5Gx a mode
EUT port	EUT2
Temperature	nom
Voltage	nom
Frequency low to test	True | Freq [MHz] 5180
Frequency mid to test	False | Freq [MHz] 5200
Frequency high to test	False | Freq [MHz] 5240
Auto control enabled power supply | Climatic Box	No | No
Additional path loss [dB]	0
Full path type	EUT_SA_GEN_SIG
Full path name	EUT2.MP.SIG1/EUT2.SA/EUT2.GEN1/EUT2.GEN2/
Switch bits	00100010:00010001:00000000:00000001

Test at TX 5180 MHz

RESULT: Reference power cond.

DESCRIPTION	LOWER LIMIT	UPPER LIMIT	MEASURED	UNIT	VERDICT
Ref. power 1MHz/1MHz cond.	---	---	8.07	dBm	INFO
Ref. frequency	---	---	5181.400	MHz	INFO

READ SA SETTINGS:

RefLevel [dBm] | RefLevelOffset [dB] | InpAtt [dB]	16.07 | 12.36 | 20
Start [MHz] | Stop [MHz]	5155.000 | 5205.000
RBW [MHz] | VBW [MHz]	0.300000 | 1.000000
Detector | TraceMode	POS | MAXH
Sweep: time [ms] | count | points per Section | type	1 | 2500 | 1001 | SWE

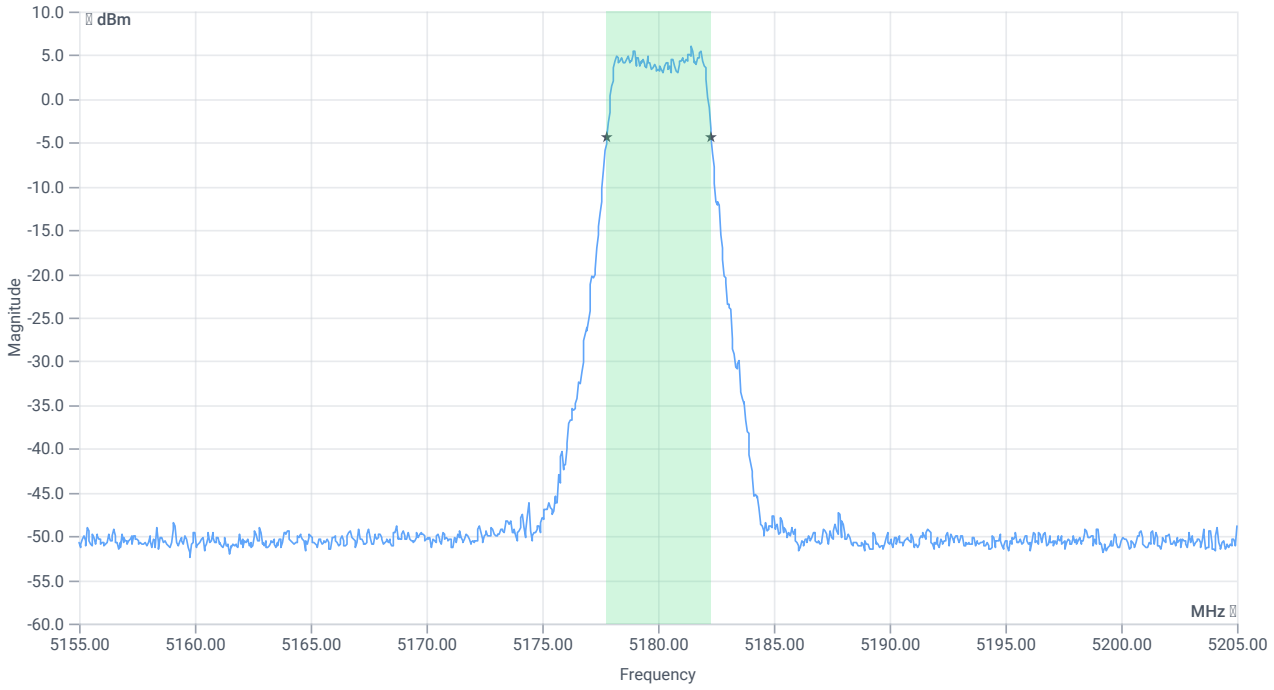

BW 99PCT

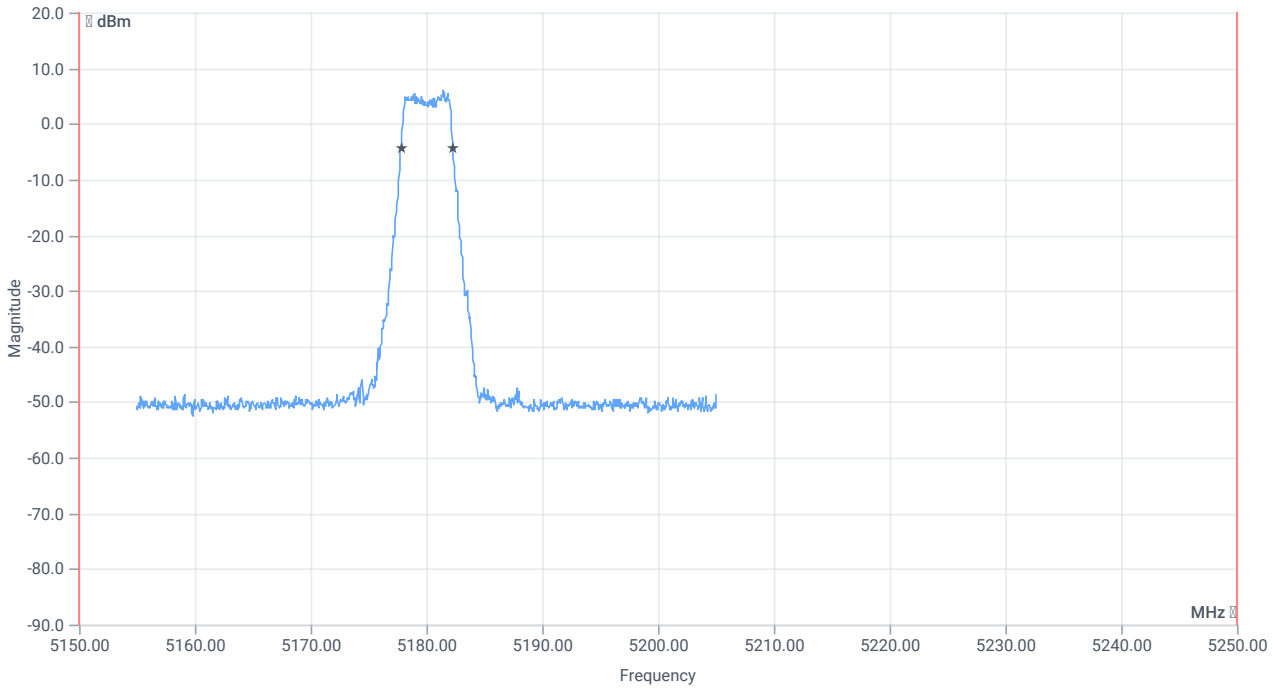

BW within band 99PCT

RESULT

DESCRIPTION	LOWER LIMIT	UPPER LIMIT	MEASURED	UNIT	VERDICT
Bandwidth 99%	---	---	4.496	MHz	INFO
T1 99%	5150.000000	---	5177.8022	MHz	PASS
T2 99%	---	5250.000000	5182.2977	MHz	PASS

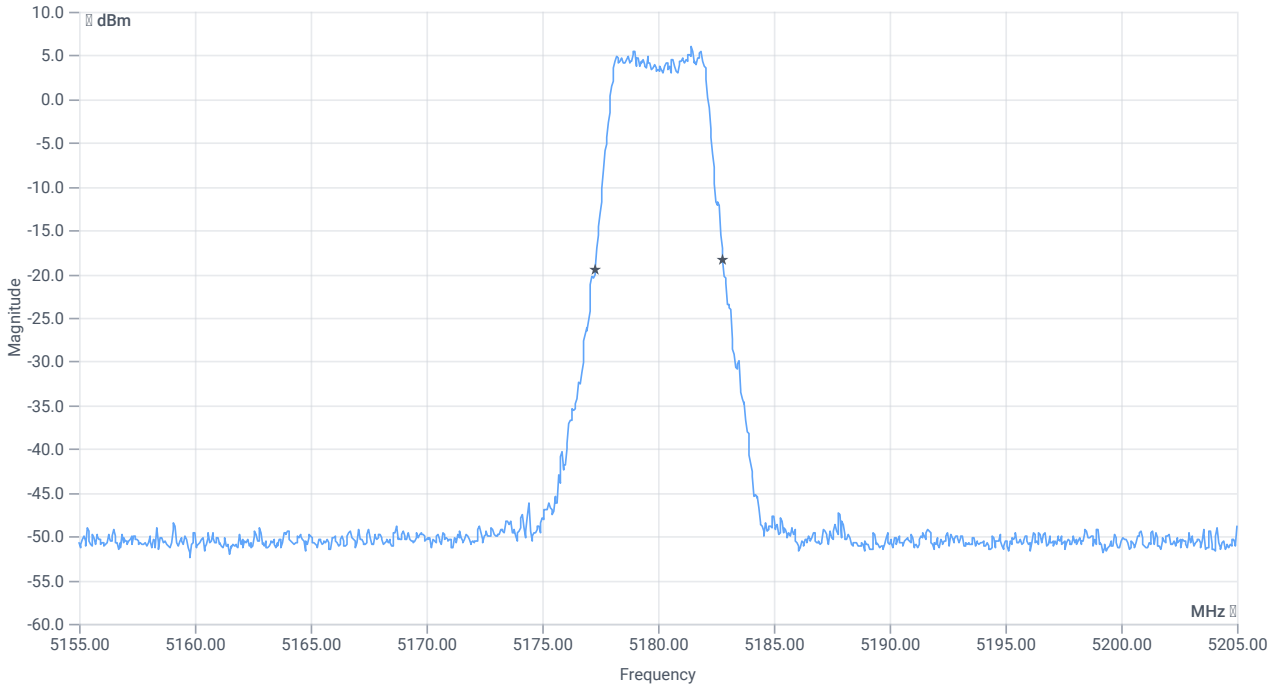

BW 26dB

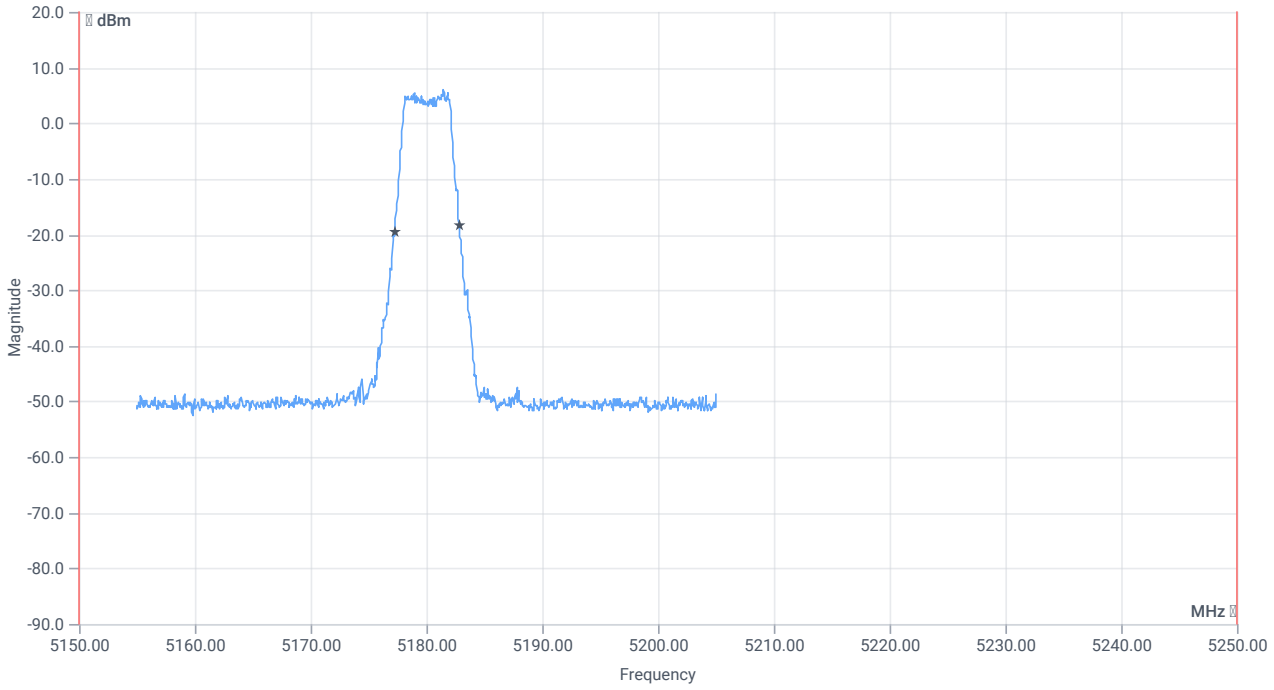

BW within band 26dB

RESULT

DESCRIPTION	LOWER LIMIT	UPPER LIMIT	MEASURED	UNIT	VERDICT
Bandwidth 26dB	---	---	5.5	MHz	INFO
T1 26dB	5150.000000	---	5177.3000	MHz	PASS
T2 26dB	---	5250.000000	5182.8000	MHz	PASS

Verdict
PASS

ISED RSS247 # Max output power and psd ~ WLAN5Gx a mode U-NII-1

References

TC start	28.05.2026 14:28:41
Ambit temp (test rack) [°C] | humidity [rel%]	23.3 | 46
System version	6.0.7.5
Standard | Version	ISED RSS247 | NI
Method	
Description	ISED Max Output Power & PSD - WLAN5Gx a mode U-NII-1
Information	

EUT Common Settings WLAN5Gx

Number of antenna ports	2
User Interaction	No
Device class U-NII-1 (FCC)	Client
Limit W52 japan	Standard
TPC supported	No
Vehicle use (ISED)	No

Equipment

Signal analyzer,Rohde&Schwarz,FSV-40,1307.9002K40/101042,3.71
Switch matrix,cetecom advanced GmbH,USM,B002,1.0.0

Test Parameter

Technology to test	WLAN5Gx a mode
EUT port	EUT2
Temperature	nom
Voltage	nom
Frequency low to test	True | Freq [MHz] 5180
Frequency mid to test	False | Freq [MHz] 5200
Frequency high to test	False | Freq [MHz] 5240
Auto control enabled power supply | Climatic Box	No | No
Additional path loss [dB]	0
Full path type	EUT_SA_GEN_SIG
Full path name	EUT2.MP.SIG1/EUT2.SA/EUT2.GEN1/EUT2.GEN2/
Switch bits	00100010:00010001:00000000:00000001

Test at TX 5180 MHz

RESULT: Reference power cond.

DESCRIPTION	LOWER LIMIT	UPPER LIMIT	MEASURED	UNIT	VERDICT
Ref. power 1MHz/1MHz cond.	---	---	8.85	dBm	INFO
Ref. frequency	---	---	5180.200	MHz	INFO

Evaluation max. duty cycle

Duty cycle evaluation

DESCRIPTION	LOWER LIMIT	UPPER LIMIT	MEASURED	UNIT	VERDICT
Duty cycle min	---	---	0	dB	DC > 98% defined

Evaluation bandwidth

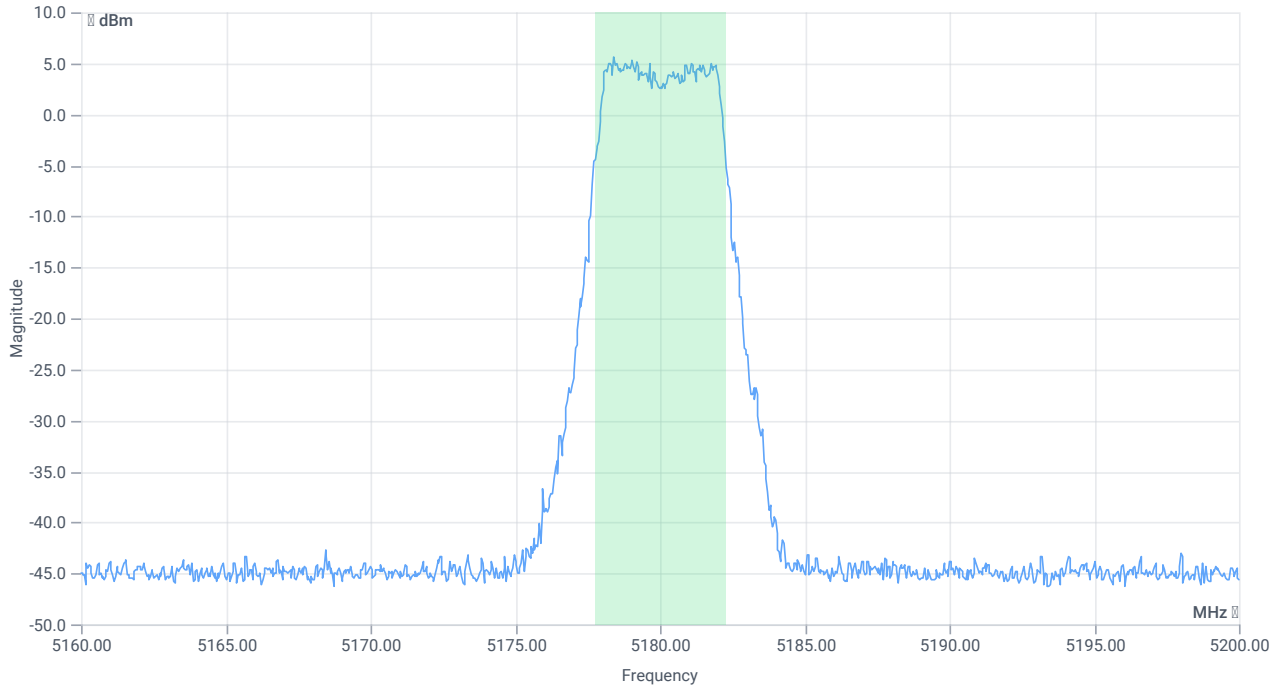

BW 99PCT

RESULT

DESCRIPTION	LOWER LIMIT	UPPER LIMIT	MEASURED	UNIT	VERDICT
Bandwidth 99%	---	---	4.515	MHz	INFO
T1 99%	---	---	5177.7622	MHz	INFO
T2 99%	---	---	5182.2777	MHz	INFO

Maximum Output Power

Antenna gain

Considered antenna gain [dBi]:	6.78 @ 5180 MHz

READ SA SETTINGS:

RefLevel [dBm] | RefLevelOffset [dB] | InpAtt [dB]	20.85 | 12.36 | 25
Start [MHz] | Stop [MHz]	5160.000 | 5200.000
RBW [MHz] | VBW [MHz]	1.000000 | 3.000000
Detector | TraceMode	RMS | MAXH
Sweep: time [ms] | count | points per Section | type	59600 | 1 | 161 | SWE

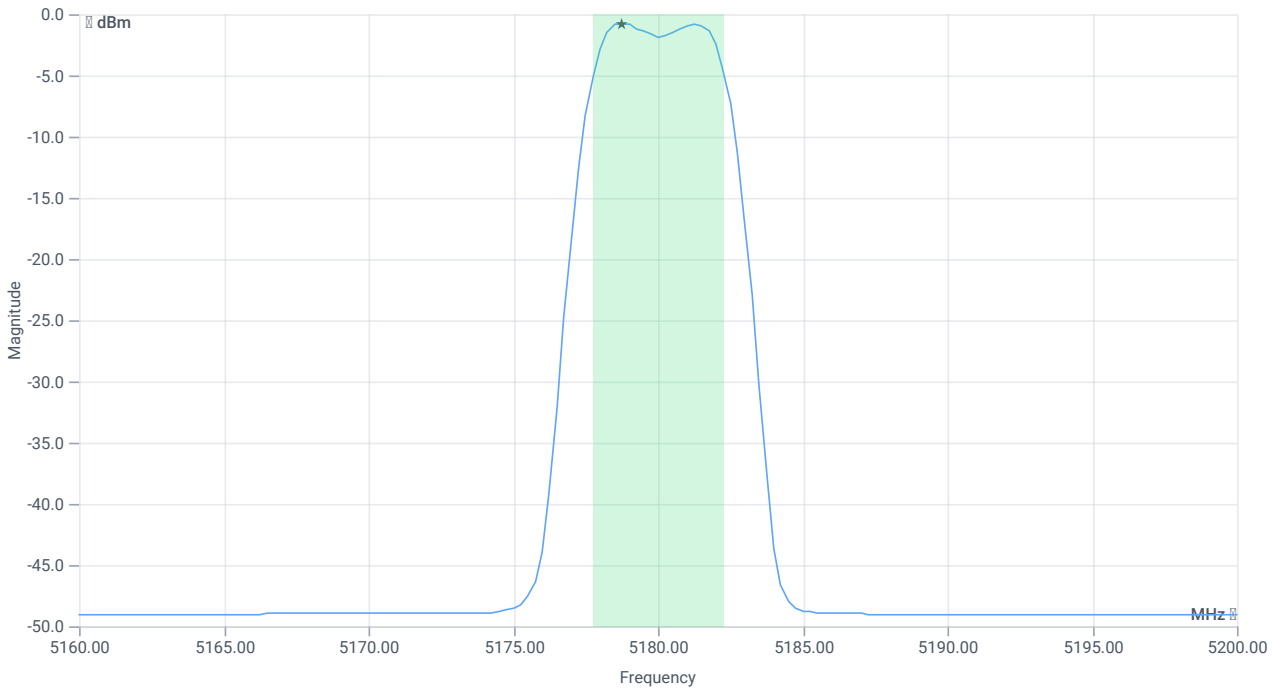

Max OP and PSD (without antenna gain)

RESULT

DESCRIPTION	LOWER LIMIT	UPPER LIMIT	MEASURED	UNIT	VERDICT
Vehicular use: No					
Max output power cond	---	---	4.75	dBm	INFO
Duty cycle correction	---	---	0	dB	INFO
Max output power DC corrected cond	---	---	4.75	dBm	INFO
LIMIT absolute eirp					
Max output power DC corrected eirp	---	23	11.53	dBm	PASS
LIMIT: 10 dBm + 10 log 4.515					

RESULT

DESCRIPTION	LOWER LIMIT	UPPER LIMIT	MEASURED	UNIT	VERDICT
Max output power DC corrected eirp	---	16.55	11.53	dBm	PASS
Power spectral density eirp	---		6	dBm/1MHz	INFO
Power spectral density DC corrected eirp	---	10	6	dBm/1MHz	PASS
LIMIT absolute cond (RSS-247 §6.2.1)					
Max output power DC corrected cond	---	24	4.75	dBm	PASS

Verdict
PASS

FCC 15.407 # Max output power and psd ~ WLAN5Gx a mode U-NII-1

References

TC start	28.05.2026 14:27:05
Ambit temp (test rack) [°C] | humidity [rel%]	23.3 | 46
System version	6.0.7.5
Standard | Version	FCC 15.407 | NI
Method	KDB789033 D02, F., E.2.e.
Description	FCC 15.407 Max Output Power & PSD - WLAN5Gx a mode U-NII-1
Information	

EUT Common Settings WLAN5Gx

Number of antenna ports	2
User Interaction	No
Device class U-NII-1 (FCC)	Client
Limit W52 japan	Standard
TPC supported	No
Vehicle use (ISED)	No

Equipment

Signal analyzer,Rohde&Schwarz,FSV-40,1307.9002K40/101042,3.71
Switch matrix,cetecom advanced GmbH,USM,B002,1.0.0

Test Parameter

Technology to test	WLAN5Gx a mode
EUT port	EUT2
Temperature	nom
Voltage	nom
Frequency low to test	True | Freq [MHz] 5180
Frequency mid to test	False | Freq [MHz] 5200
Frequency high to test	False | Freq [MHz] 5240
Auto control enabled power supply | Climatic Box	No | No
Additional path loss [dB]	0
Full path type	EUT_SA_GEN_SIG
Full path name	EUT2.MP.SIG1/EUT2.SA/EUT2.GEN1/EUT2.GEN2/
Switch bits	00100010:00010001:00000000:00000001

Test at TX 5180 MHz

RESULT: Reference power cond.

DESCRIPTION	LOWER LIMIT	UPPER LIMIT	MEASURED	UNIT	VERDICT
Ref. power 1MHz/1MHz cond.	---	---	8.30	dBm	INFO
Ref. frequency	---	---	5178.600	MHz	INFO

Evaluation max. duty cycle

Duty cycle evaluation

DESCRIPTION	LOWER LIMIT	UPPER LIMIT	MEASURED	UNIT	VERDICT
Duty cycle min	---	---	0	dB	DC > 98% defined

Evaluation bandwidth

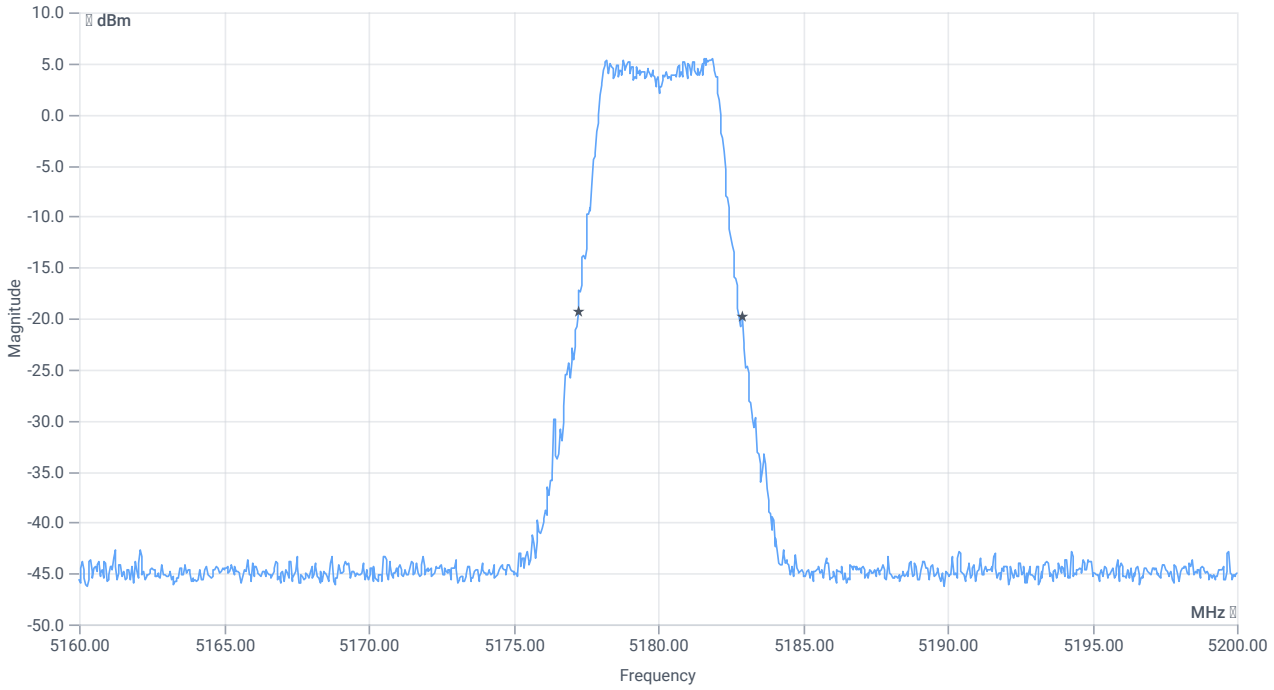

BW 26dB

RESULT

DESCRIPTION	LOWER LIMIT	UPPER LIMIT	MEASURED	UNIT	VERDICT
Bandwidth 26dB	---	---	5.68	MHz	INFO
T1 26dB	---	---	5177.2400	MHz	INFO
T2 26dB	---	---	5182.9200	MHz	INFO

Maximum Output Power

READ SA SETTINGS:

RefLevel [dBm] | RefLevelOffset [dB] | InpAtt [dB]	20.30 | 12.36 | 25
Start [MHz] | Stop [MHz]	5160.000 | 5200.000
RBW [MHz] | VBW [MHz]	1.000000 | 3.000000
Detector | TraceMode	RMS | MAXH
Sweep: time [ms] | count | points per Section | type	59600 | 1 | 161 | SWE

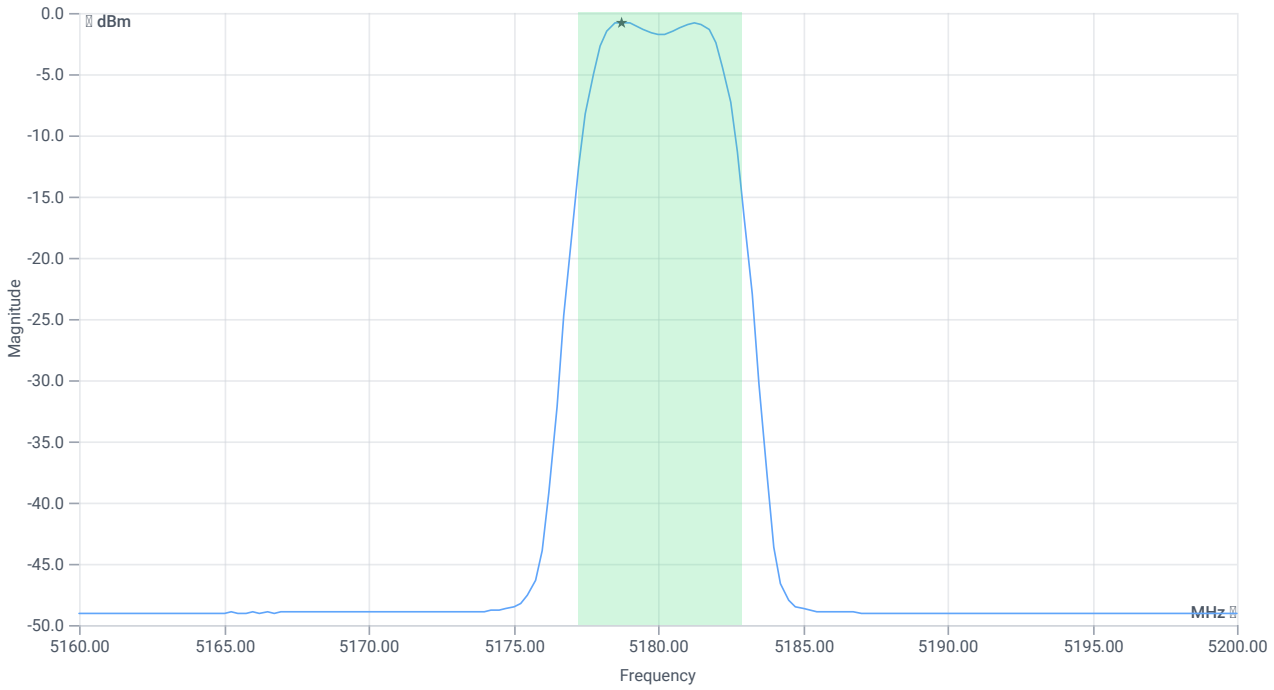

Max OP and PSD

RESULT

CONDUCTED LIMITS FOR MAX ANTENNA GAIN OF 6 D BI					
Description	Lower Limit	Upper Limit	Measured	Unit	Verdict
Max output power cond	---	---	4.99	dBm	INFO
Duty cycle correction	---	---	0	dB	INFO
LIMIT absolute:					
Max output power DC corrected cond	---	24	4.99	dBm	PASS
LIMIT: 11 dBm + 10 log 5.68					
Max output power DC corrected cond	---	18.54	4.99	dBm	na

Power spectral density

RESULT

CONDUCTED LIMITS FOR MAX ANTENNA GAIN OF 6 D BI

RESULT

CONDUCTED LIMITS FOR MAX ANTENNA GAIN OF 6 D BI					
Description	Lower Limit	Upper Limit	Measured	Unit	Verdict
Power spectral density cond	---	---	-0.77	dBm/1MHz	INFO
Duty cycle correction	---	---	0	dB	INFO
Power spectral density DC corrected cond	---	11	-0.77	dBm/1MHz	PASS

Verdict
PASS

NA # Peak output power 3MHz/3MHz ~ WLAN5Gx a mode U-NII-1

References

TC start	28.05.2026 14:26:38
Ambit temp (test rack) [°C] | humidity [rel%]	23.3 | 46
System version	6.0.7.5
Standard | Version	NA | NI
Method	
Description	Peak OP 3MHz/3MHz - WLAN5Gx a mode U-NII-1
Information	

EUT Common Settings WLAN5Gx

Number of antenna ports	2
User Interaction	No
Device class U-NII-1 (FCC)	Client
Limit W52 japan	Standard
TPC supported	No
Vehicle use (ISED)	No

Equipment

Signal analyzer,Rohde&Schwarz,FSV-40,1307.9002K40/101042,3.71
Switch matrix,cetecom advanced GmbH,USM,B002,1.0.0

Test Parameter

Technology to test	WLAN5Gx a mode
EUT port	EUT2
Temperature	nom
Voltage	nom
Frequency low to test	True | Freq [MHz] 5180
Frequency mid to test	False | Freq [MHz] 5200
Frequency high to test	False | Freq [MHz] 5240
Auto control enabled power supply | Climatic Box	No | No
Additional path loss [dB]	0
Full path type	EUT_SA_GEN_SIG
Full path name	EUT2.MP.SIG1/EUT2.SA/EUT2.GEN1/EUT2.GEN2/
Switch bits	00100010:00010001:00000000:00000001

Test at TX 5180 MHz

RESULT: Reference power cond.

DESCRIPTION	LOWER LIMIT	UPPER LIMIT	MEASURED	UNIT	VERDICT
Ref. power 1MHz/1MHz cond.	---	---	8.58	dBm	INFO
Ref. frequency	---	---	5181.200	MHz	INFO

READ SA SETTINGS:

RefLevel [dBm] | RefLevelOffset [dB] | InpAtt [dB]	20.58 | 12.36 | 25
Start [MHz] | Stop [MHz]	5155.000 | 5205.000
RBW [MHz] | VBW [MHz]	3.000000 | 3.000000
Detector | TraceMode	POS | MAXH
Sweep: time [ms] | count | points per Section | type	300 | 20 | 1001 | SWE

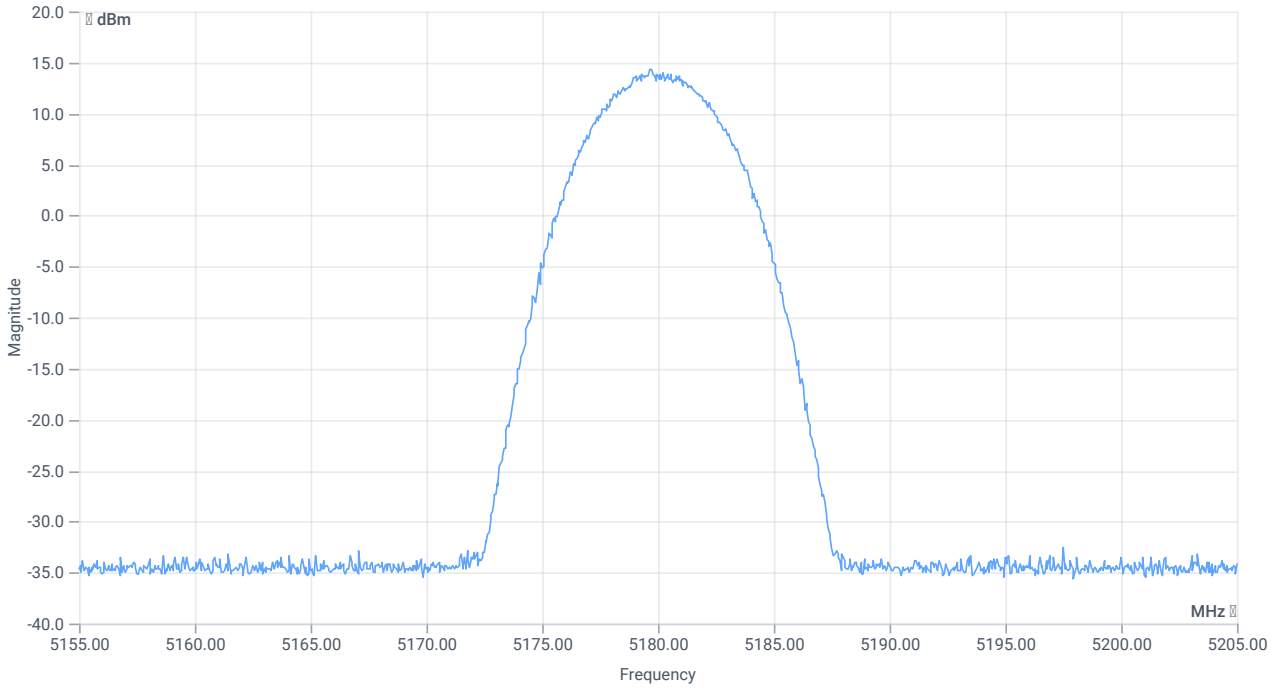

Peak output power

RESULT

DESCRIPTION	LOWER LIMIT	UPPER LIMIT	MEASURED	UNIT	VERDICT
Peak Power	---	---	14.31	dBm	INFO
Peak Power	---	---	26.977394	mW	INFO
Frequency at Peak	---	---	5179.7	MHz	INFO

Verdict
PASS

NA # Message with SA scan ~

References

TC start	28.05.2026 14:25:56
Ambit temp (test rack) [°C] | humidity [rel%]	23.4 | 46
System version	6.0.7.5
Standard | Version	NA | NI
Method	
Description	Message with SA Scan a_mode_U_NII_1
Information	

Equipment

Signal analyzer,Rohde&Schwarz,FSV-40,1307.9002K40/101042,3.71
Switch matrix,cetecom advanced GmbH,USM,B002,1.0.0

Test Parameter

Full path type	EUT_SA_GEN_SIG
Full path name	EUT2.MP.SIG1/EUT2.SA/EUT2.GEN1/EUT2.GEN2/
Switch bits	00100010:00010001:00000000:00000001
Message start	28.05.2026 14:25:59
Message	set WLAN5Gx to a_mode_U_NII_1, Frequency [MHz] 5180 , Information:

Verdict
INFO

FCC 15.407, ISED RSS247 # Bandwidths 99PCT and 26dB (UNII-3 20dB) ~ WLAN5Gx a mode U-NII-1

References

TC start	28.05.2026 14:23:32
Ambit temp (test rack) [°C] | humidity [rel%]	23.3 | 45
System version	6.0.7.5
Standard | Version	FCC 15.407, ISED RSS247 | NI
Method	26dB Bandwidth KDB789033 D02, C.1 / ISED RSS-GEN
Description	FCC 15.407 Bandwidths - WLAN5Gx a mode U-NII-1
Information	

EUT Common Settings WLAN5Gx

Number of antenna ports	2
User Interaction	No
Device class U-NII-1 (FCC)	Client
Limit W52 japan	Standard
TPC supported	No
Vehicle use (ISED)	No

Equipment

Signal analyzer,Rohde&Schwarz,FSV-40,1307.9002K40/101042,3.71
Switch matrix,cetecom advanced GmbH,USM,B002,1.0.0

Test Parameter

Technology to test	WLAN5Gx a mode
EUT port	EUT1
Temperature	nom
Voltage	nom
Frequency low to test	False | Freq [MHz] 5180
Frequency mid to test	False | Freq [MHz] 5200
Frequency high to test	True | Freq [MHz] 5240
Auto control enabled power supply | Climatic Box	No | No
Additional path loss [dB]	0
Full path type	EUT_SA_GEN_SIG
Full path name	EUT1.MP.SIG1/EUT1.SA/EUT1.GEN1/EUT1.GEN2/
Switch bits	00010001:00010001:00000000:00000001

Test at TX 5240 MHz

RESULT: Reference power cond.

DESCRIPTION	LOWER LIMIT	UPPER LIMIT	MEASURED	UNIT	VERDICT
Ref. power 1MHz/1MHz cond.	---	---	10.74	dBm	INFO
Ref. frequency	---	---	5239.200	MHz	INFO

READ SA SETTINGS:

RefLevel [dBm] | RefLevelOffset [dB] | InpAtt [dB]	18.74 | 12.83 | 25
Start [MHz] | Stop [MHz]	5215.000 | 5265.000
RBW [MHz] | VBW [MHz]	0.300000 | 1.000000
Detector | TraceMode	POS | MAXH
Sweep: time [ms] | count | points per Section | type	1 | 2500 | 1001 | SWE

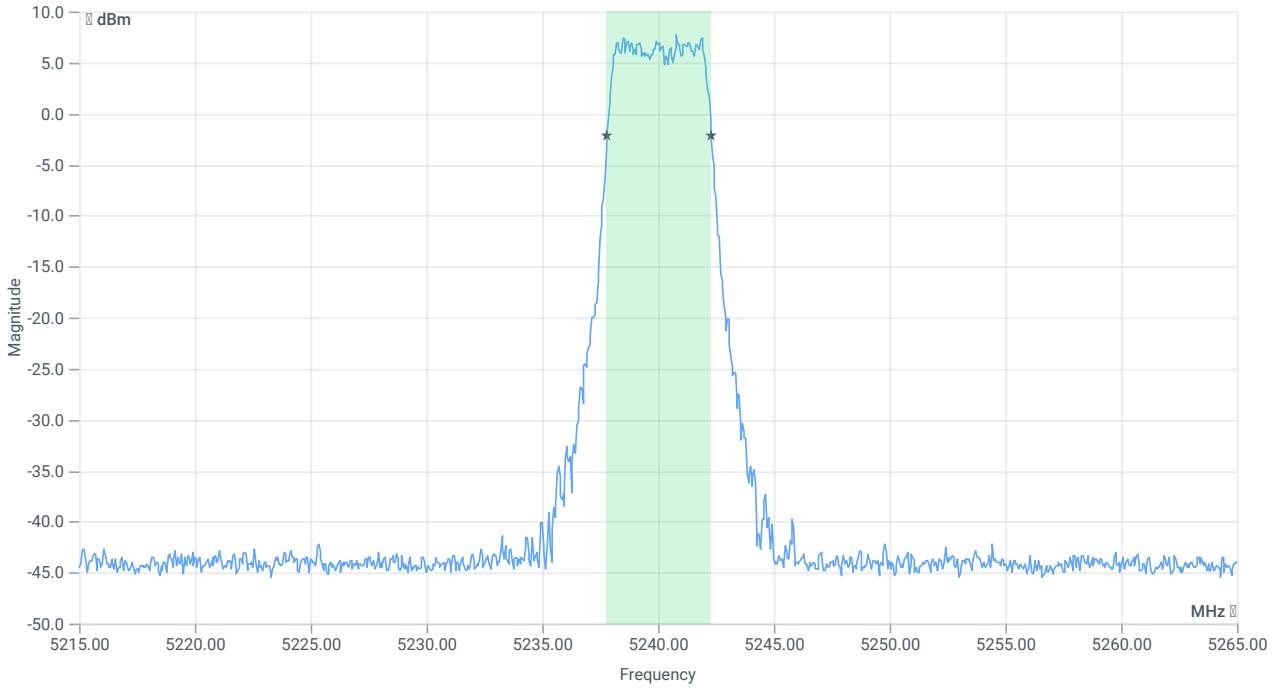

BW 99PCT

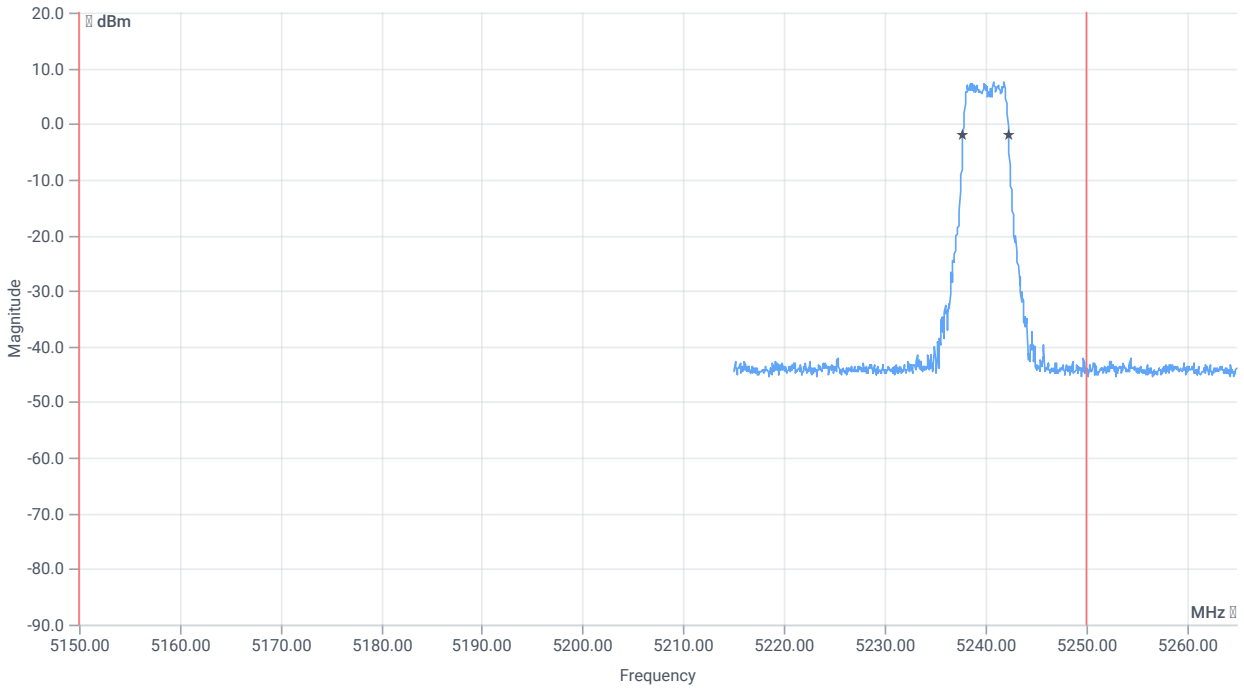

BW within band 99PCT

RESULT

DESCRIPTION	LOWER LIMIT	UPPER LIMIT	MEASURED	UNIT	VERDICT
Bandwidth 99%	---	---	4.496	MHz	INFO
T1 99%	5150.000000	---	5237.8022	MHz	PASS
T2 99%	---	5250.000000	5242.2977	MHz	PASS

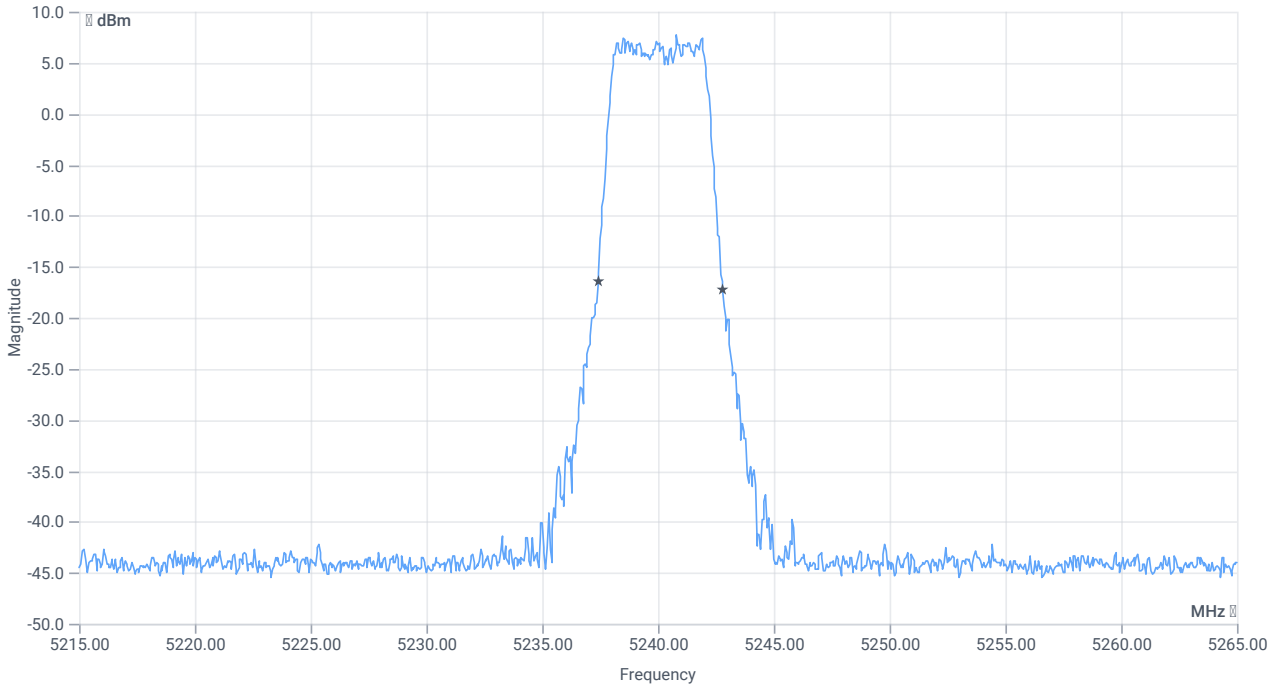

BW 26dB

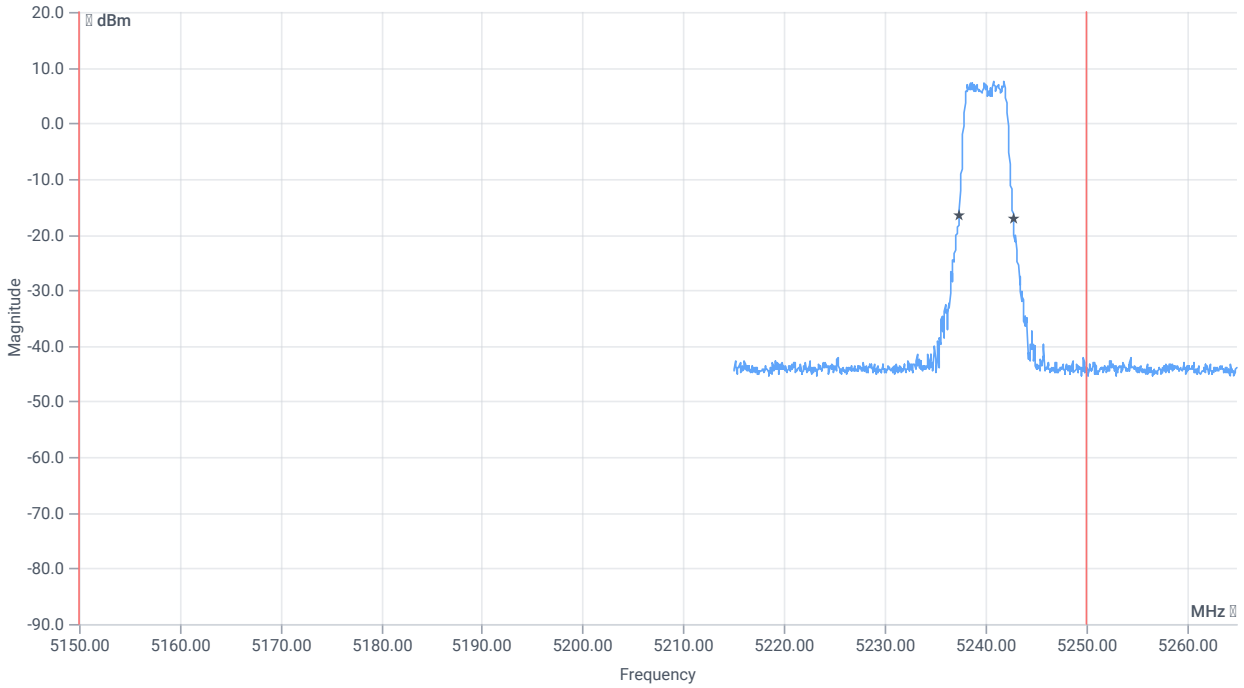

BW within band 26dB

RESULT

DESCRIPTION	LOWER LIMIT	UPPER LIMIT	MEASURED	UNIT	VERDICT
Bandwidth 26dB	---	---	5.4	MHz	INFO
T1 26dB	5150.000000	---	5237.4000	MHz	PASS
T2 26dB	---	5250.000000	5242.8000	MHz	PASS

Verdict
PASS

ISED RSS247 # Max output power and psd ~ WLAN5Gx a mode U-NII-1

References

TC start	28.05.2026 14:21:58
Ambit temp (test rack) [°C] | humidity [rel%]	23.4 | 45
System version	6.0.7.5
Standard | Version	ISED RSS247 | NI
Method	
Description	ISED Max Output Power & PSD - WLAN5Gx a mode U-NII-1
Information	

EUT Common Settings WLAN5Gx

Number of antenna ports	2
User Interaction	No
Device class U-NII-1 (FCC)	Client
Limit W52 japan	Standard
TPC supported	No
Vehicle use (ISED)	No

Equipment

Signal analyzer,Rohde&Schwarz,FSV-40,1307.9002K40/101042,3.71
Switch matrix,cetecom advanced GmbH,USM,B002,1.0.0

Test Parameter

Technology to test	WLAN5Gx a mode
EUT port	EUT1
Temperature	nom
Voltage	nom
Frequency low to test	False | Freq [MHz] 5180
Frequency mid to test	False | Freq [MHz] 5200
Frequency high to test	True | Freq [MHz] 5240
Auto control enabled power supply | Climatic Box	No | No
Additional path loss [dB]	0
Full path type	EUT_SA_GEN_SIG
Full path name	EUT1.MP.SIG1/EUT1.SA/EUT1.GEN1/EUT1.GEN2/
Switch bits	00010001:00010001:00000000:00000001

Test at TX 5240 MHz

RESULT: Reference power cond.

DESCRIPTION	LOWER LIMIT	UPPER LIMIT	MEASURED	UNIT	VERDICT
Ref. power 1MHz/1MHz cond.	---	---	10.93	dBm	INFO
Ref. frequency	---	---	5241.200	MHz	INFO

Evaluation max. duty cycle

Duty cycle evaluation

DESCRIPTION	LOWER LIMIT	UPPER LIMIT	MEASURED	UNIT	VERDICT
Duty cycle min	---	---	0	dB	DC > 98% defined

Evaluation bandwidth

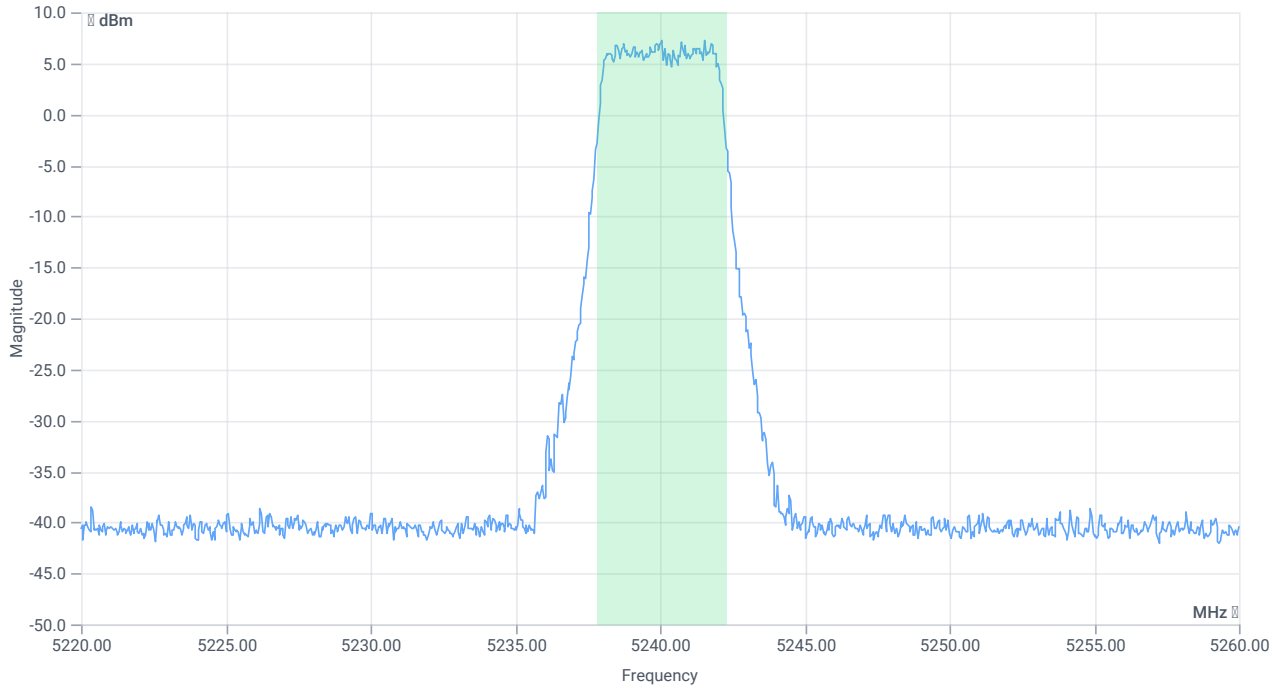

BW 99PCT

RESULT

DESCRIPTION	LOWER LIMIT	UPPER LIMIT	MEASURED	UNIT	VERDICT
Bandwidth 99%	---	---	4.436	MHz	INFO
T1 99%	---	---	5237.8422	MHz	INFO
T2 99%	---	---	5242.2777	MHz	INFO

Maximum Output Power

Antenna gain

Considered antenna gain [dBi]:	6.78 @ 5240 MHz

READ SA SETTINGS:

RefLevel [dBm] | RefLevelOffset [dB] | InpAtt [dB]	22.93 | 12.83 | 25
Start [MHz] | Stop [MHz]	5220.000 | 5260.000
RBW [MHz] | VBW [MHz]	1.000000 | 3.000000
Detector | TraceMode	RMS | MAXH
Sweep: time [ms] | count | points per Section | type	59600 | 1 | 161 | SWE

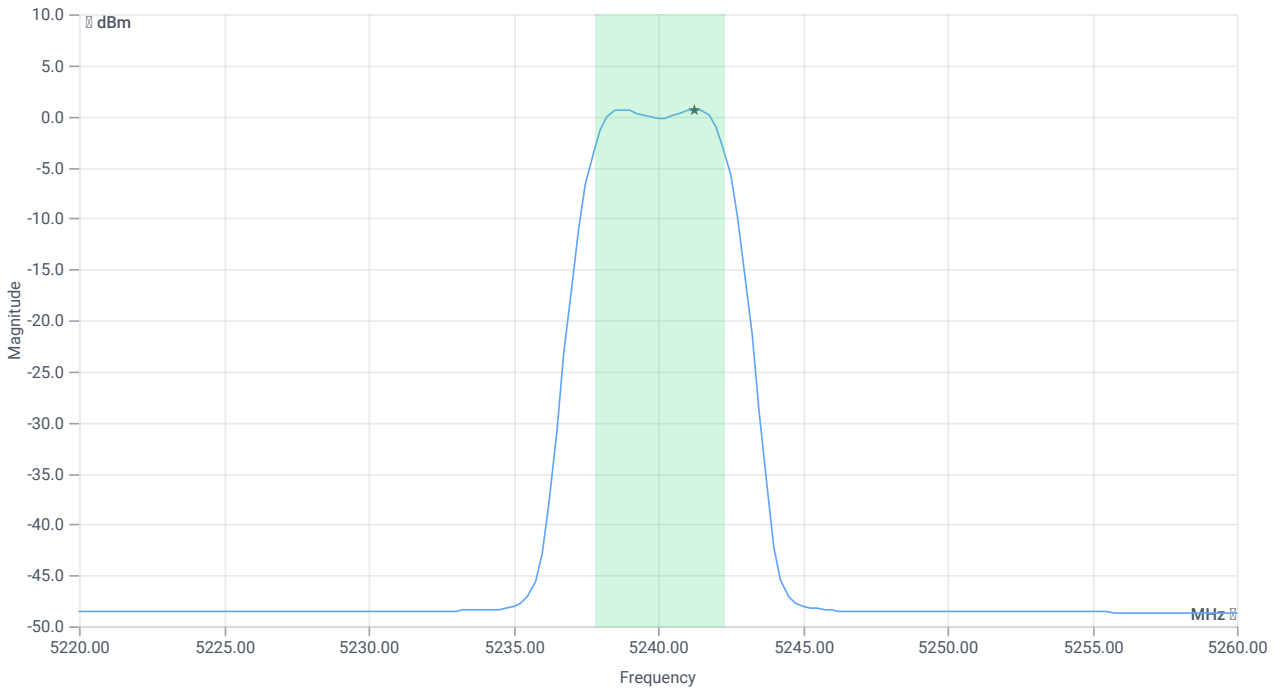

Max OP and PSD (without antenna gain)

RESULT

DESCRIPTION	LOWER LIMIT	UPPER LIMIT	MEASURED	UNIT	VERDICT
Vehicular use: No					
Max output power cond	---	---	6.19	dBm	INFO
Duty cycle correction	---	---	0	dB	INFO
Max output power DC corrected cond	---	---	6.19	dBm	INFO
LIMIT absolute eirp					
Max output power DC corrected eirp	---	23	12.97	dBm	PASS
LIMIT: 10 dBm + 10 log 4.436					

RESULT

DESCRIPTION	LOWER LIMIT	UPPER LIMIT	MEASURED	UNIT	VERDICT
Max output power DC corrected eirp	---	16.47	12.97	dBm	PASS
Power spectral density eirp	---		7.43	dBm/1MHz	INFO
Power spectral density DC corrected eirp	---	10	7.43	dBm/1MHz	PASS
LIMIT absolute cond (RSS-247 §6.2.1)					
Max output power DC corrected cond	---	24	6.19	dBm	PASS

Verdict
PASS