**Plot 1** Front 0mm_5a_ch. 48

Date/Time: 5/19/2016 4:13:09 PM

Test Laboratory: Cetecom Inc., SAR 3 Lab

**DUT: Kamama; Type: AP; Serial: A1A61006EA**

Communication System: 802.11an_100% Duty Cycle; Frequency: 5240 MHz
Medium: MBBL3500-5800_Batch 141106-2
Medium parameters used: f = 5240 MHz; $\sigma$ = 5.533 mho/m; $\varepsilon_r$ = 47.785; $\rho$ = 1000 kg/m$^3$
Phantom section: Flat Section
Measurement Standard: DASY5 (IEEE/IEC/ANSI C63.19-2007)
Procedure Notes: Test Technician: Kathy; Air Temperature: 21.9C; Medium Temperature: 20.7C ; Comments:

DASY Configuration:

- Probe: EX3DV4 - SN3771; ConvF(4.44, 4.44, 4.44); Calibrated: 4/21/2016;
- Sensor-Surface: 2mm (Mechanical Surface Detection), z = 1.0, 23.0
- Electronics: DAE4 Sn1233; Calibrated: 4/15/2016
- Phantom: SAM Rear; Type: QD000P40CC; Serial: TP:xxxx
- DASY52 52.8.1(838);

## Flat-Section/Front 0mm_5a_ch. 48/Area Scan (8x8x1): Measurement grid: dx=10mm, dy=10mm

Maximum value of SAR (measured) = 2.72 mW/g

## Flat-Section/Front 0mm_5a_ch. 48/Zoom Scan (10x9x12)/Cube 0: Measurement grid: dx=4mm, dy=4mm, dz=2mm

Reference Value = 13.067 V/m; Power Drift = -0.20 dB
Peak SAR (extrapolated) = 5.412 mW/g
**SAR(1 g) = 1.29 mW/g; SAR(10 g) = 0.362 mW/g**
Maximum value of SAR (measured) = 2.77 mW/g

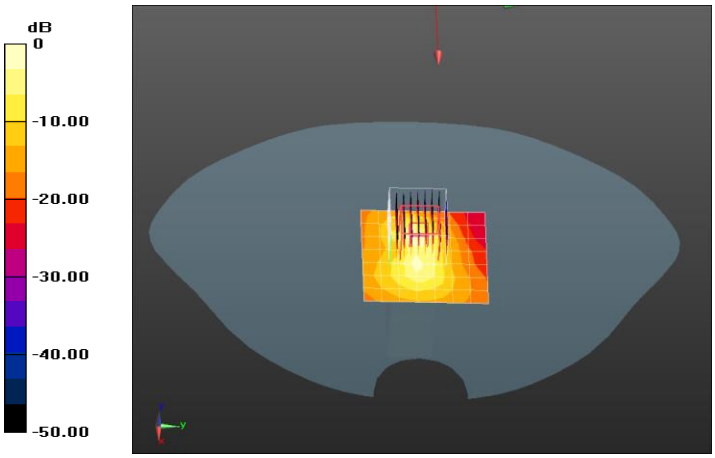


0 dB = 2.77 mW/g = 8.85 dB mW/g

**Plot 2** :Bottom 0mm_5a_ch. 48

Date/Time: 5/19/2016 11:06:12 AM

Test Laboratory: Cetecom Inc., SAR 3 Lab

**DUT: Kamama; Type: AP; Serial: A1A61006EA**

Communication System: 802.11an_100% Duty Cycle; Frequency: 5240 MHz
Medium: MBBL3500-5800_Batch 141106-2
Medium parameters used: f = 5240 MHz; $\sigma$ = 5.533 mho/m; $\varepsilon_r$ = 47.785; $\rho$ = 1000 kg/m$^3$
Phantom section: Flat Section
Measurement Standard: DASY5 (IEEE/IEC/ANSI C63.19-2007)
Procedure Notes: Test Technician: Kathy; Air Temperature: 22.3C; Medium Temperature: 20.6C ; Comments:

DASY Configuration:

- Probe: EX3DV4 - SN3771; ConvF(4.44, 4.44, 4.44); Calibrated: 4/21/2016;
- Sensor-Surface: 2mm (Mechanical Surface Detection (Locations From Previous Scan Used)), Sensor-Surface: 2mm (Mechanical Surface Detection), z = 1.0, 23.0
- Electronics: DAE4 Sn1233; Calibrated: 4/15/2016
- Phantom: SAM Rear; Type: QD000P40CC; Serial: TP:xxxx
- DASY52 52.8.1(838);

## Flat-Section/Bottom 0mm_5a_ch. 48/Area Scan (9x9x1): Measurement grid: dx=10mm, dy=10mm

Maximum value of SAR (measured) = 1.89 mW/g

## Flat-Section/Bottom 0mm_5a_ch. 48/Zoom Scan (8x8x12)/Cube 0: Measurement grid: dx=4mm, dy=4mm, dz=2mm

Reference Value = 8.552 V/m; Power Drift = 0.08 dB
Peak SAR (extrapolated) = 3.994 mW/g
**SAR(1 g) = 1.000 mW/g; SAR(10 g) = 0.308 mW/g**
Maximum value of SAR (measured) = 1.95 mW/g

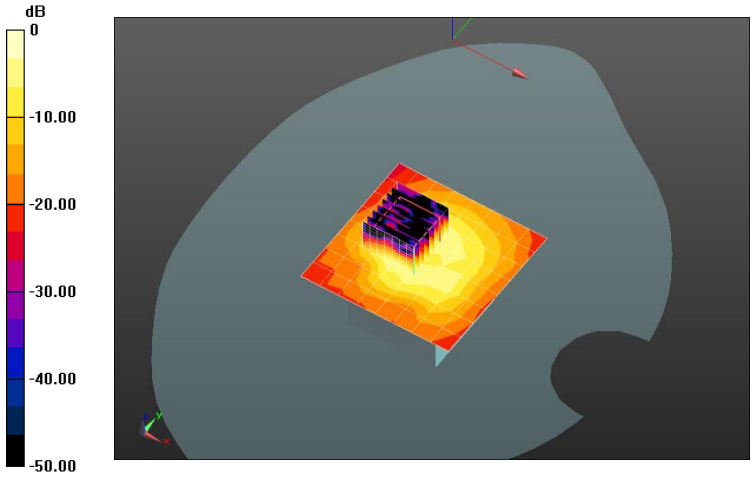


0 dB = 1.95 mW/g = 5.80 dB mW/g

**Plot 3** Top 0mm_5a_ch. 48

Date/Time: 5/20/2016 7:46:42 AM

Test Laboratory: Cetecom Inc., SAR 3 Lab

**DUT: Kamama; Type: AP; Serial: A1A61006EA**

Communication System: 802.11an_100% Duty Cycle; Frequency: 5240 MHz
Medium: MBBL3500-5800_Batch 141106-2
Medium parameters used: f = 5240 MHz; $\sigma$ = 5.533 mho/m; $\varepsilon_r$ = 47.785; $\rho$ = 1000 kg/m$^3$
Phantom section: Flat Section
Measurement Standard: DASY5 (IEEE/IEC/ANSI C63.19-2007)
Procedure Notes: Test Technician: Kathy; Air Temperature: 21.4C; Medium Temperature: 21C ; Comments:

DASY Configuration:

- Probe: EX3DV4 - SN3771; ConvF(4.44, 4.44, 4.44); Calibrated: 4/21/2016;
- Sensor-Surface: 2mm (Mechanical Surface Detection (Locations From Previous Scan Used)), Sensor-Surface: 2mm (Mechanical Surface Detection), z = 1.0, 23.0
- Electronics: DAE4 Sn1233; Calibrated: 4/15/2016
- Phantom: SAM Rear; Type: QD000P40CC; Serial: TP:xxxx
- DASY52 52.8.1(838);

## Flat-Section/Top 0mm_5a_ch. 48/Area Scan (9x9x1): Measurement grid: dx=10mm, dy=10mm

Maximum value of SAR (measured) = 0.629 mW/g

## Flat-Section/Top 0mm_5a_ch. 48/Zoom Scan (9x9x12)/Cube 0: Measurement grid: dx=4mm, dy=4mm, dz=2mm

Reference Value = 5.341 V/m; Power Drift = 0.02 dB
Peak SAR (extrapolated) = 1.437 mW/g
**SAR(1 g) = 0.326 mW/g; SAR(10 g) = 0.097 mW/g**
Maximum value of SAR (measured) = 0.660 mW/g

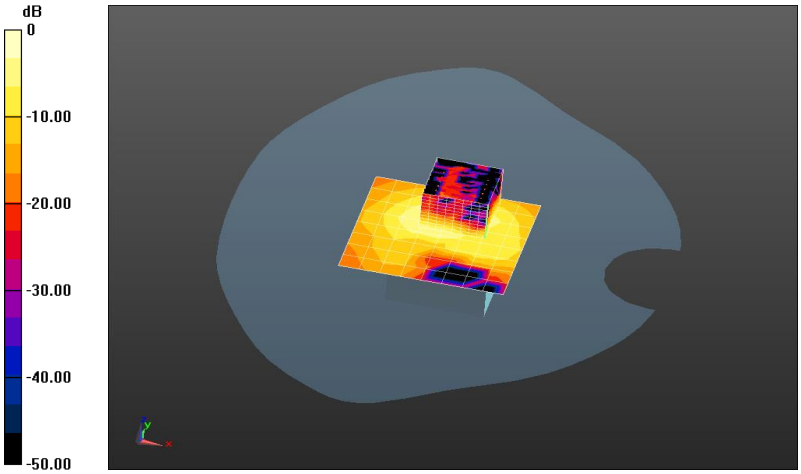


0 dB = 0.660 mW/g = -3.61 dB mW/g

**Plot 4** Left 0mm_5a_ch. 48

Date/Time: 5/19/2016 2:02:35 PM

Test Laboratory: Cetecom Inc., SAR 3 Lab

**DUT: Kamama; Type: AP; Serial: A1A61006EA**

Communication System: 802.11an_100% Duty Cycle; Frequency: 5240 MHz
Medium: MBBL3500-5800_Batch 141106-2
Medium parameters used: f = 5240 MHz; $\sigma$ = 5.533 mho/m; $\varepsilon_r$ = 47.785; $\rho$ = 1000 kg/m$^3$
Phantom section: Flat Section
Measurement Standard: DASY5 (IEEE/IEC/ANSI C63.19-2007)
Procedure Notes: Test Technician: Kathy; Air Temperature: 21.9C; Medium Temperature: 20.8C ; Comments:

DASY Configuration:

- Probe: EX3DV4 - SN3771; ConvF(4.44, 4.44, 4.44); Calibrated: 4/21/2016;
- Sensor-Surface: 2mm (Mechanical Surface Detection (Locations From Previous Scan Used)), Sensor-Surface: 2mm (Mechanical Surface Detection), z = 1.0, 23.0
- Electronics: DAE4 Sn1233; Calibrated: 4/15/2016
- Phantom: SAM Rear; Type: QD000P40CC; Serial: TP:xxxx
- DASY52 52.8.1(838);

## Flat-Section/Left 0mm_5a_ch. 48/Area Scan (7x8x1): Measurement grid: dx=10mm, dy=10mm

Maximum value of SAR (measured) = 0.510 mW/g

## Flat-Section/Left 0mm_5a_ch. 48/Zoom Scan (8x8x12)/Cube 0: Measurement grid: dx=4mm, dy=4mm, dz=2mm

Reference Value = 7.958 V/m; Power Drift = 0.20 dB
Peak SAR (extrapolated) = 1.064 mW/g
**SAR(1 g) = 0.284 mW/g; SAR(10 g) = 0.096 mW/g**
Maximum value of SAR (measured) = 0.550 mW/g




0 dB = 0.550 mW/g = -5.19 dB mW/g

**Plot 5** Right 0mm_5a_ch. 48

Date/Time: 5/19/2016 2:36:43 PM

Test Laboratory: Cetecom Inc., SAR 3 Lab

**DUT: Kamama; Type: AP; Serial: A1A61006EA**

Communication System: 802.11an_100% Duty Cycle; Frequency: 5240 MHz
Medium: MBBL3500-5800_Batch 141106-2
Medium parameters used: f = 5240 MHz; $\sigma$ = 5.533 mho/m; $\varepsilon_r$ = 47.785; $\rho$ = 1000 kg/m$^3$
Phantom section: Flat Section
Measurement Standard: DASY5 (IEEE/IEC/ANSI C63.19-2007)
Procedure Notes: Test Technician: Kathy; Air Temperature: 22.4C; Medium Temperature: 20.9C ; Comments:

DASY Configuration:

- Probe: EX3DV4 - SN3771; ConvF(4.44, 4.44, 4.44); Calibrated: 4/21/2016;
- Sensor-Surface: 2mm (Mechanical Surface Detection (Locations From Previous Scan Used)), Sensor-Surface: 2mm (Mechanical Surface Detection), z = 1.0, 23.0
- Electronics: DAE4 Sn1233; Calibrated: 4/15/2016
- Phantom: SAM Rear; Type: QD000P40CC; Serial: TP:xxxx
- DASY52 52.8.1(838);

## Flat-Section/Right 0mm_5a_ch. 48/Area Scan (7x8x1): Measurement grid: dx=10mm, dy=10mm

Maximum value of SAR (measured) = 0.616 mW/g

## Flat-Section/Right 0mm_5a_ch. 48/Zoom Scan (9x9x12)/Cube 0: Measurement grid: dx=4mm, dy=4mm, dz=2mm

Reference Value = 8.514 V/m; Power Drift = 0.19 dB
Peak SAR (extrapolated) = 1.438 mW/g
**SAR(1 g) = 0.396 mW/g; SAR(10 g) = 0.120 mW/g**
Maximum value of SAR (measured) = 0.832 mW/g




0 dB = 0.832 mW/g = -1.60 dB mW/g

**Plot 6** Front 0mm_5a_ch. 157

Date/Time: 5/19/2016 5:04:56 PM

Test Laboratory: Cetecom Inc., SAR 3 Lab

**DUT: Kamama; Type: AP; Serial: A1A61006EA**

Communication System: 802.11an_100% Duty Cycle; Frequency: 5785 MHz
Medium: MBBL3500-5800_Batch 141106-2
Medium parameters used: f = 5785 MHz; $\sigma$ = 6.216 mho/m; $\varepsilon_r$ = 46.976; $\rho$ = 1000 kg/m$^3$
Phantom section: Flat Section
Measurement Standard: DASY5 (IEEE/IEC/ANSI C63.19-2007)
Procedure Notes: Test Technician: Kathy; Air Temperature: 21.9C; Medium Temperature: 20.7C ; Comments:

DASY Configuration:

- Probe: EX3DV4 - SN3771; ConvF(4.06, 4.06, 4.06); Calibrated: 4/21/2016;
- Sensor-Surface: 2mm (Mechanical Surface Detection), z = 1.0, 23.0
- Electronics: DAE4 Sn1233; Calibrated: 4/15/2016
- Phantom: SAM Rear; Type: QD000P40CC; Serial: TP:xxxx
- DASY52 52.8.1(838);

## Flat-Section/Front 0mm_5a_ch. 157/Area Scan (8x8x1): Measurement grid: dx=10mm, dy=10mm

Maximum value of SAR (measured) = 2.26 mW/g

## Flat-Section/Front 0mm_5a_ch. 157/Zoom Scan (8x8x12)/Cube 0: Measurement grid: dx=4mm, dy=4mm, dz=2mm

Reference Value = 17.428 V/m; Power Drift = 0.01 dB
Peak SAR (extrapolated) = 9.112 mW/g
**SAR(1 g) = 1.76 mW/g; SAR(10 g) = 0.484 mW/g**
Maximum value of SAR (measured) = 3.99 mW/g

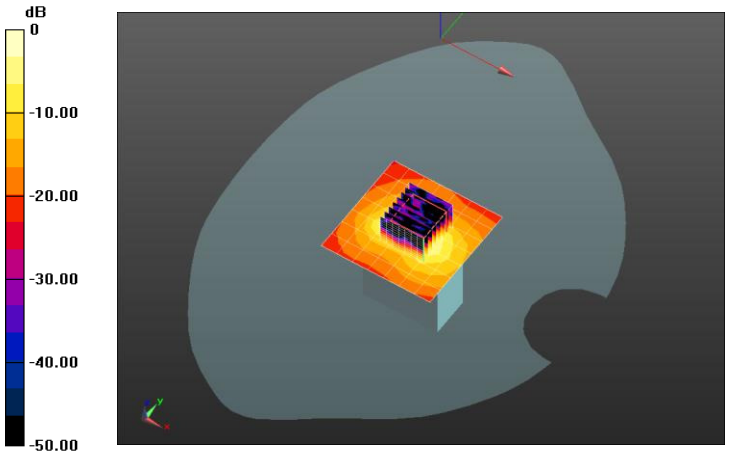


0 dB = 3.99 mW/g = 12.02 dB mW/g

**Plot 7** Bottom 0mm_5a_ch. 157

Date/Time: 5/19/2016 11:45:34 AM

Test Laboratory: Cetecom Inc., SAR 3 Lab

**DUT: Kamama; Type: AP; Serial: A1A61006EA**

Communication System: 802.11an_100% Duty Cycle; Frequency: 5785 MHz
Medium: MBBL3500-5800_Batch 141106-2
Medium parameters used: f = 5785 MHz; $\sigma$ = 6.216 mho/m; $\varepsilon_r$ = 46.976; $\rho$ = 1000 kg/m$^3$
Phantom section: Flat Section
Measurement Standard: DASY5 (IEEE/IEC/ANSI C63.19-2007)
Procedure Notes: Test Technician: Kathy; Air Temperature: 22.1C; Medium Temperature: 20.5C ; Comments:

DASY Configuration:

- Probe: EX3DV4 - SN3771; ConvF(4.06, 4.06, 4.06); Calibrated: 4/21/2016;
- Sensor-Surface: 2mm (Mechanical Surface Detection (Locations From Previous Scan Used)), Sensor-Surface: 2mm (Mechanical Surface Detection), z = 1.0, 23.0
- Electronics: DAE4 Sn1233; Calibrated: 4/15/2016
- Phantom: SAM Rear; Type: QD000P40CC; Serial: TP:xxxx
- DASY52 52.8.1(838);

## Flat-Section/Bottom 0mm_5a_ch. 157/Area Scan (9x9x1): Measurement grid: dx=10mm, dy=10mm

Maximum value of SAR (measured) = 0.806 mW/g

## Flat-Section/Bottom 0mm_5a_ch. 157/Zoom Scan (8x8x12)/Cube 0: Measurement grid: dx=4mm, dy=4mm, dz=2mm

Reference Value = 4.183 V/m; Power Drift = -0.13 dB
Peak SAR (extrapolated) = 1.749 mW/g
**SAR(1 g) = 0.387 mW/g; SAR(10 g) = 0.113 mW/g**
Maximum value of SAR (measured) = 0.781 mW/g

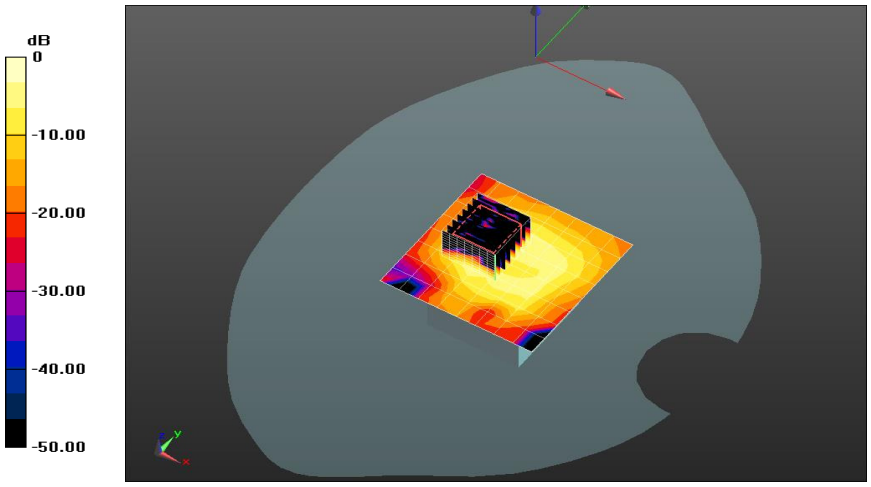


0 dB = 0.781 mW/g = -2.15 dB mW/g

**Plot 8** Top 0mm_5a_ch. 157

Date/Time: 5/20/2016 6:57:33 AM

Test Laboratory: Cetecom Inc., SAR 3 Lab

**DUT: Kamama; Type: AP; Serial: A1A61006EA**

Communication System: 802.11an_100% Duty Cycle; Frequency: 5785 MHz
Medium: MBBL3500-5800_Batch 141106-2
Medium parameters used: f = 5785 MHz; $\sigma$ = 6.216 mho/m; $\varepsilon_r$ = 46.976; $\rho$ = 1000 kg/m$^3$
Phantom section: Flat Section
Measurement Standard: DASY5 (IEEE/IEC/ANSI C63.19-2007)
Procedure Notes: Test Technician: Kathy; Air Temperature: 21.3C; Medium Temperature: 21C ; Comments:

DASY Configuration:

- Probe: EX3DV4 - SN3771; ConvF(4.06, 4.06, 4.06); Calibrated: 4/21/2016;
- Sensor-Surface: 2mm (Mechanical Surface Detection), z = 1.0, 23.0
- Electronics: DAE4 Sn1233; Calibrated: 4/15/2016
- Phantom: SAM Rear; Type: QD000P40CC; Serial: TP:xxxx
- DASY52 52.8.1(838);

## Flat-Section/Top 0mm_5a_ch. 157/Area Scan (9x9x1): Measurement grid: dx=10mm, dy=10mm

Maximum value of SAR (measured) = 0.728 mW/g

## Flat-Section/Top 0mm_5a_ch. 157/Zoom Scan (9x9x12)/Cube 0: Measurement grid: dx=4mm, dy=4mm, dz=2mm

Reference Value = 7.532 V/m; Power Drift = 0.18 dB
Peak SAR (extrapolated) = 1.666 mW/g
**SAR(1 g) = 0.374 mW/g; SAR(10 g) = 0.126 mW/g**
Maximum value of SAR (measured) = 0.756 mW/g




0 dB = 0.756 mW/g = -2.43 dB mW/g

**Plot 9** Left 0mm_5a_ch. 157

Date/Time: 5/19/2016 1:16:46 PM

Test Laboratory: Cetecom Inc., SAR 3 Lab

**DUT: Kamama; Type: AP; Serial: A1A61006EA**

Communication System: 802.11an_100% Duty Cycle; Frequency: 5785 MHz
Medium: MBBL3500-5800_Batch 141106-2
Medium parameters used: f = 5785 MHz; $\sigma$ = 6.216 mho/m; $\varepsilon_r$ = 46.976; $\rho$ = 1000 kg/m$^3$
Phantom section: Flat Section
Measurement Standard: DASY5 (IEEE/IEC/ANSI C63.19-2007)
Procedure Notes: Test Technician: Kathy; Air Temperature: 22.1C; Medium Temperature: 21C ; Comments:

DASY Configuration:

- Probe: EX3DV4 - SN3771; ConvF(4.06, 4.06, 4.06); Calibrated: 4/21/2016;
- Sensor-Surface: 2mm (Mechanical Surface Detection), z = 1.0, 23.0
- Electronics: DAE4 Sn1233; Calibrated: 4/15/2016
- Phantom: SAM Rear; Type: QD000P40CC; Serial: TP:xxxx
- DASY52 52.8.1(838);

## Flat-Section/Left 0mm_5a_ch. 157/Area Scan (7x8x1): Measurement grid: dx=10mm, dy=10mm

Maximum value of SAR (measured) = 0.375 mW/g

## Flat-Section/Left 0mm_5a_ch. 157/Zoom Scan (9x9x12)/Cube 0: Measurement grid: dx=4mm, dy=4mm, dz=2mm

Reference Value = 5.395 V/m; Power Drift = 0.07 dB
Peak SAR (extrapolated) = 0.819 mW/g
**SAR(1 g) = 0.191 mW/g; SAR(10 g) = 0.071 mW/g**
Maximum value of SAR (measured) = 0.384 mW/g




0 dB = 0.384 mW/g = -8.31 dB mW/g

**Plot 10** Right 0mm_5a_ch. 157

Date/Time: 5/19/2016 3:14:37 PM

Test Laboratory: Cetecom Inc., SAR 3 Lab

**DUT: Kamama; Type: AP; Serial: A1A61006EA**

Communication System: 802.11an_100% Duty Cycle; Frequency: 5785 MHz
Medium: MBBL3500-5800_Batch 141106-2
Medium parameters used: f = 5785 MHz; $\sigma$ = 6.216 mho/m; $\varepsilon_r$ = 46.976; $\rho$ = 1000 kg/m$^3$
Phantom section: Flat Section
Measurement Standard: DASY5 (IEEE/IEC/ANSI C63.19-2007)
Procedure Notes: Test Technician: Kathy; Air Temperature: 21.8C; Medium Temperature: 20.9C ; Comments:

DASY Configuration:

- Probe: EX3DV4 - SN3771; ConvF(4.06, 4.06, 4.06); Calibrated: 4/21/2016;
- Sensor-Surface: 2mm (Mechanical Surface Detection (Locations From Previous Scan Used)), Sensor-Surface: 2mm (Mechanical Surface Detection), z = 1.0, 23.0
- Electronics: DAE4 Sn1233; Calibrated: 4/15/2016
- Phantom: SAM Rear; Type: QD000P40CC; Serial: TP:xxxx
- DASY52 52.8.1(838);

## Flat-Section/Right 0mm_5a_ch. 157/Area Scan (7x8x1): Measurement grid: dx=10mm, dy=10mm

Maximum value of SAR (measured) = 0.329 mW/g

## Flat-Section/Right 0mm_5a_ch. 157/Zoom Scan (9x9x12)/Cube 0: Measurement grid: dx=4mm, dy=4mm, dz=2mm

Reference Value = 5.963 V/m; Power Drift = 0.13 dB
Peak SAR (extrapolated) = 0.742 mW/g
**SAR(1 g) = 0.176 mW/g; SAR(10 g) = 0.059 mW/g**
Maximum value of SAR (measured) = 0.378 mW/g




0 dB = 0.378 mW/g = -8.45 dB mW/g

**Plot 11** Wifi B: Front Side 0mm_2b

Date/Time: 5/17/2016 9:39:58 AM

Test Laboratory: Cetecom Inc., SAR 3 Lab

**DUT: Kamama; Type: AP; Serial: A1A61007T4**

Communication System: 802.11bgn 100% Duty Cycle; Frequency: 2437 MHz
Medium: MSL2450_Batch 100824-5
Medium parameters used: f = 2437 MHz; $\sigma$ = 1.981 mho/m; $\varepsilon_r$ = 52.063; $\rho$ = 1000 kg/m$^3$
Phantom section: Flat Section
Measurement Standard: DASY5 (IEEE/IEC/ANSI C63.19-2007)
Procedure Notes: Test Technician: Kathy; Air Temperature: 21.8C; Medium Temperature: 22.8.C; Comments:

DASY Configuration:

- Probe: ES3DV3 - SN3244; ConvF(4.38, 4.38, 4.38); Calibrated: 4/28/2016;
- Sensor-Surface: 3mm (Mechanical Surface Detection), z = 2.0, 32.0
- Electronics: DAE4 Sn1233; Calibrated: 4/15/2016
- Phantom: ELI v5.0; Type: QDOVA002AA; Serial: TP:1124
- DASY52 52.8.1(838);

## Flat-Section/Front Side 0mm/Area Scan (9x9x1): Measurement grid: dx=10mm, dy=10mm

Maximum value of SAR (measured) = 7.78 mW/g

## Flat-Section/Front Side 0mm/Zoom Scan (7x7x7)/Cube 0: Measurement grid: dx=5mm, dy=5mm, dz=5mm

Reference Value = 66.646 V/m; Power Drift = 0.03 dB
Peak SAR (extrapolated) = 16.553 mW/g
**SAR(1 g) = 5.86 mW/g; SAR(10 g) = 1.98 mW/g**
Maximum value of SAR (measured) = 8.79 mW/g




0 dB = 7.78 mW/g = 17.82 dB mW/g

**Plot 12** Bottom 0mm_2b

Date/Time: 5/16/2016 3:38:20 PM

Test Laboratory: Cetecom Inc., SAR 3 Lab

**DUT: Kamama; Type: AP; Serial: A1A61007T4**

Communication System: 802.11bgn 100% Duty Cycle; Frequency: 2437 MHz
Medium: MSL2450_Batch 100824-5
Medium parameters used: f = 2437 MHz; $\sigma$ = 1.981 mho/m; $\varepsilon_r$ = 52.063; $\rho$ = 1000 kg/m$^3$
Phantom section: Flat Section
Measurement Standard: DASY5 (IEEE/IEC/ANSI C63.19-2007)
Procedure Notes: Test Technician: Kathy; Air Temperature: 22.7C; Medium Temperature: 21.8C ; Comments:

DASY Configuration:

- Probe: ES3DV3 - SN3244; ConvF(4.38, 4.38, 4.38); Calibrated: 4/28/2016;
- Sensor-Surface: 3mm (Mechanical Surface Detection (Locations From Previous Scan Used)), Sensor-Surface: 3mm (Mechanical Surface Detection), z = 2.0, 32.0
- Electronics: DAE4 Sn1233; Calibrated: 4/15/2016
- Phantom: ELI v5.0; Type: QDOVA002AA; Serial: TP:1124
- DASY52 52.8.1(838);

## Flat-Section/Bottom 0mm/Area Scan (7x11x1): Measurement grid: dx=12mm, dy=12mm

Maximum value of SAR (measured) = 1.88 mW/g

## Flat-Section/Bottom 0mm/Zoom Scan (7x7x7)/Cube 0: Measurement grid: dx=5mm, dy=5mm, dz=5mm

Reference Value = 24.828 V/m; Power Drift = 0.04 dB
Peak SAR (extrapolated) = 3.287 mW/g
**SAR(1 g) = 1.62 mW/g; SAR(10 g) = 0.779 mW/g**
Maximum value of SAR (measured) = 2.11 mW/g

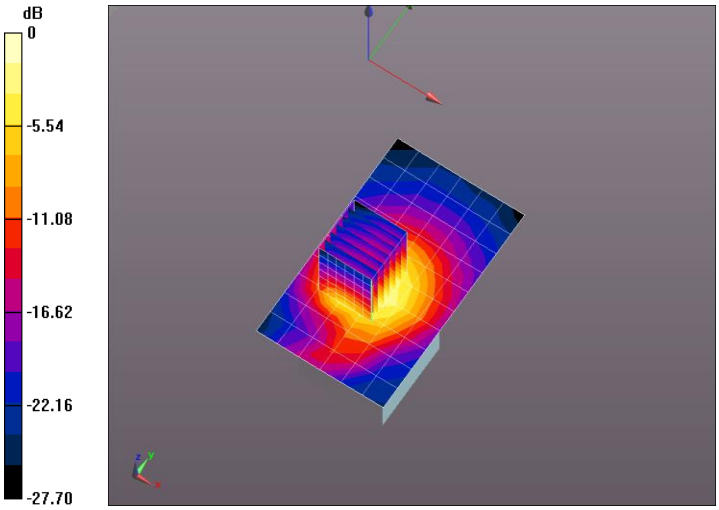


0 dB = 1.88 mW/g = 5.49 dB mW/g

**Plot 13** Top 0mm_2b-1

Date/Time: 5/16/2016 2:36:34 PM

Test Laboratory: Cetecom Inc., SAR 3 Lab

**DUT: Kamama; Type: AP; Serial: A1A61007T4**

Communication System: 802.11bgn 100% Duty Cycle; Frequency: 2437 MHz
Medium: MSL2450_Batch 100824-5
Medium parameters used: f = 2437 MHz; $\sigma$ = 1.981 mho/m; $\varepsilon_r$ = 52.063; $\rho$ = 1000 kg/m$^3$
Phantom section: Flat Section
Measurement Standard: DASY5 (IEEE/IEC/ANSI C63.19-2007)
Procedure Notes: Test Technician: Kathy; Air Temperature: 22.5C; Medium Temperature: 22.1C ; Comments:

DASY Configuration:

- Probe: ES3DV3 - SN3244; ConvF(4.38, 4.38, 4.38); Calibrated: 4/28/2016;
- Sensor-Surface: 3mm (Mechanical Surface Detection), z = 2.0, 32.0
- Electronics: DAE4 Sn1233; Calibrated: 4/15/2016
- Phantom: ELI v5.0; Type: QDOVA002AA; Serial: TP:1124
- DASY52 52.8.1(838);

## Flat-Section/Top 0mm/Area Scan (7x11x1): Measurement grid: dx=12mm, dy=12mm

Maximum value of SAR (measured) = 2.76 mW/g

## Flat-Section/Top 0mm/Zoom Scan (7x7x7)/Cube 0: Measurement grid: dx=5mm, dy=5mm, dz=5mm

Reference Value = 32.165 V/m; Power Drift = -0.03 dB
Peak SAR (extrapolated) = 4.260 mW/g
**SAR(1 g) = 2.17 mW/g; SAR(10 g) = 1.11 mW/g**
Maximum value of SAR (measured) = 2.75 mW/g

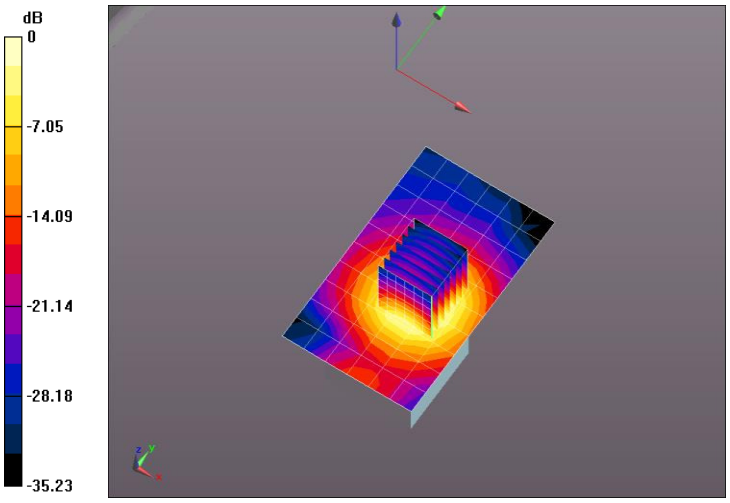


0 dB = 2.76 mW/g = 8.83 dB mW/g

**Plot 14** Left 0mm_2b-1

Date/Time: 5/17/2016 8:58:05 AM

Test Laboratory: Cetecom Inc., SAR 3 Lab

**DUT: Kamama; Type: AP; Serial: A1A61007T4**

Communication System: 802.11bgn 100% Duty Cycle; Frequency: 2437 MHz
Medium: MSL2450_Batch 100824-5
Medium parameters used: f = 2437 MHz; $\sigma$ = 1.981 mho/m; $\varepsilon_r$ = 52.063; $\rho$ = 1000 kg/m$^3$
Phantom section: Flat Section
Measurement Standard: DASY5 (IEEE/IEC/ANSI C63.19-2007)
Procedure Notes: Test Technician: Kathy; Air Temperature: 22.5C; Medium Temperature: 23.3C; Comments:

DASY Configuration:

- Probe: ES3DV3 - SN3244; ConvF(4.38, 4.38, 4.38); Calibrated: 4/28/2016;
- Sensor-Surface: 3mm (Mechanical Surface Detection (Locations From Previous Scan Used)), Sensor-Surface: 3mm (Mechanical Surface Detection), z = 2.0, 32.0
- Electronics: DAE4 Sn1233; Calibrated: 4/15/2016
- Phantom: ELI v5.0; Type: QDOVA002AA; Serial: TP:1124
- DASY52 52.8.1(838);

## Flat-Section/Left 0mm/Area Scan (7x9x1): Measurement grid: dx=12mm, dy=12mm

Maximum value of SAR (measured) = 0.915 mW/g

## Flat-Section/Left 0mm/Zoom Scan (7x7x7)/Cube 0: Measurement grid: dx=5mm, dy=5mm, dz=5mm

Reference Value = 16.899 V/m; Power Drift = 0.05 dB
Peak SAR (extrapolated) = 1.478 mW/g
**SAR(1 g) = 0.762 mW/g; SAR(10 g) = 0.375 mW/g**
Maximum value of SAR (measured) = 0.981 mW/g

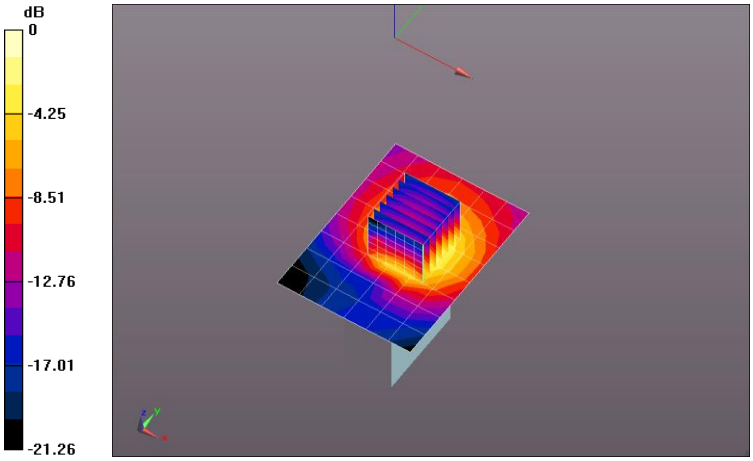


0 dB = 0.915 mW/g = -0.77 dB mW/g

**Plot 15** Right 0mm_2b-1

Date/Time: 5/16/2016 5:09:20 PM

Test Laboratory: Cetecom Inc., SAR 3 Lab

**DUT: Kamama; Type: AP; Serial: A1A61007T4**

Communication System: 802.11bgn 100% Duty Cycle; Frequency: 2437 MHz
Medium: MSL2450_Batch 100824-5
Medium parameters used: f = 2437 MHz; $\sigma$ = 1.981 mho/m; $\varepsilon_r$ = 52.063; $\rho$ = 1000 kg/m$^3$
Phantom section: Flat Section
Measurement Standard: DASY5 (IEEE/IEC/ANSI C63.19-2007)
Procedure Notes: Test Technician: Kathy; Air Temperature: 22.6C; Medium Temperature: 21.7C ; Comments:

DASY Configuration:

- Probe: ES3DV3 - SN3244; ConvF(4.38, 4.38, 4.38); Calibrated: 4/28/2016;
- Sensor-Surface: 3mm (Mechanical Surface Detection), z = 2.0, 32.0
- Electronics: DAE4 Sn1233; Calibrated: 4/15/2016
- Phantom: ELI v5.0; Type: QDOVA002AA; Serial: TP:1124
- DASY52 52.8.1(838);

## Flat-Section/Right 0mm/Area Scan (7x9x1): Measurement grid: dx=12mm, dy=12mm

Maximum value of SAR (measured) = 0.656 mW/g

## Flat-Section/Right 0mm/Zoom Scan (7x7x7)/Cube 0: Measurement grid: dx=5mm, dy=5mm, dz=5mm

Reference Value = 16.018 V/m; Power Drift = 0.17 dB
Peak SAR (extrapolated) = 1.120 mW/g
**SAR(1 g) = 0.517 mW/g; SAR(10 g) = 0.234 mW/g**
Maximum value of SAR (measured) = 0.693 mW/g




0 dB = 0.656 mW/g = -3.66 dB mW/g

**Plot 16** Front Side 0mm_2g-1

Date/Time: 5/17/2016 10:36:17 AM

Test Laboratory: Cetecom Inc., SAR 3 Lab

**DUT: Kamama; Type: AP; Serial: A1A61007T4**

Communication System: 802.11bgn 100% Duty Cycle; Frequency: 2437 MHz
Medium: MSL2450_Batch 100824-5
Medium parameters used: f = 2437 MHz; $\sigma$ = 1.981 mho/m; $\varepsilon_r$ = 52.063; $\rho$ = 1000 kg/m$^3$
Phantom section: Flat Section
Measurement Standard: DASY5 (IEEE/IEC/ANSI C63.19-2007)
Procedure Notes: Test Technician: Kathy; Air Temperature: 22C; Medium Temperature: 22.3.C; Comments:

DASY Configuration:

- Probe: ES3DV3 - SN3244; ConvF(4.38, 4.38, 4.38); Calibrated: 4/28/2016;
- Sensor-Surface: 3mm (Mechanical Surface Detection (Locations From Previous Scan Used)), Sensor-Surface: 3mm (Mechanical Surface Detection), z = 2.0, 32.0
- Electronics: DAE4 Sn1233; Calibrated: 4/15/2016
- Phantom: ELI v5.0; Type: QDOVA002AA; Serial: TP:1124
- DASY52 52.8.1(838);

## Flat-Section/Front Side 0mm_2g/Area Scan (9x9x1): Measurement grid: dx=10mm, dy=10mm

Maximum value of SAR (measured) = 2.53 mW/g

## Flat-Section/Front Side 0mm_2g/Zoom Scan (7x7x7)/Cube 0: Measurement grid: dx=5mm, dy=5mm, dz=5mm

Reference Value = 39.971 V/m; Power Drift = -0.11 dB
Peak SAR (extrapolated) = 5.877 mW/g
**SAR(1 g) = 2.08 mW/g; SAR(10 g) = 0.701 mW/g**
Maximum value of SAR (measured) = 3.11 mW/g




0 dB = 2.53 mW/g = 8.06 dB mW/g

**Plot 17** Front Side 0mm_2n-1

Date/Time: 5/17/2016 11:16:09 AM

Test Laboratory: Cetecom Inc., SAR 3 Lab

**DUT: Kamama; Type: AP; Serial: A1A61007T4**

Communication System: 802.11bgn 100% Duty Cycle; Frequency: 2437 MHz
Medium: MSL2450_Batch 100824-5
Medium parameters used: f = 2437 MHz; $\sigma$ = 1.981 mho/m; $\varepsilon_r$ = 52.063; $\rho$ = 1000 kg/m$^3$
Phantom section: Flat Section
Measurement Standard: DASY5 (IEEE/IEC/ANSI C63.19-2007)
Procedure Notes: Test Technician: Kathy; Air Temperature: 22C; Medium Temperature: 22.1.C; Comments:

DASY Configuration:

- Probe: ES3DV3 - SN3244; ConvF(4.38, 4.38, 4.38); Calibrated: 4/28/2016;
- Sensor-Surface: 3mm (Mechanical Surface Detection (Locations From Previous Scan Used)), Sensor-Surface: 3mm (Mechanical Surface Detection), z = 2.0, 32.0
- Electronics: DAE4 Sn1233; Calibrated: 4/15/2016
- Phantom: ELI v5.0; Type: QDOVA002AA; Serial: TP:1124
- DASY52 52.8.1(838);

## Flat-Section/Front Side 0mm_2n/Area Scan (9x9x1): Measurement grid: dx=10mm, dy=10mm

Maximum value of SAR (measured) = 2.00 mW/g

## Flat-Section/Front Side 0mm_2n/Zoom Scan (7x7x7)/Cube 0: Measurement grid: dx=5mm, dy=5mm, dz=5mm

Reference Value = 34.796 V/m; Power Drift = -0.03 dB
Peak SAR (extrapolated) = 4.591 mW/g
**SAR(1 g) = 1.61 mW/g; SAR(10 g) = 0.540 mW/g**
Maximum value of SAR (measured) = 2.41 mW/g




0 dB = 2.00 mW/g = 6.00 dB mW/g

**Plot 18** Front Side 0mm_BT-1

Date/Time: 5/17/2016 4:00:40 PM

Test Laboratory: Cetecom Inc., SAR 3 Lab

**DUT: Kamama; Type: AP; Serial: A1A61007T4**

Communication System: Bluetooth; Frequency: 2441 MHz
Medium: MSL2450_Batch 100824-5
Medium parameters used: f = 2441 MHz; $\sigma$ = 1.97 mho/m; $\varepsilon_r$ = 50.931; $\rho$ = 1000 kg/m$^3$
Phantom section: Flat Section
Measurement Standard: DASY5 (IEEE/IEC/ANSI C63.19-2007)
Procedure Notes: Test Technician: Kathy; Air Temperature: 22.4C; Medium Temperature: 21.6.C; Comments:

DASY Configuration:

- Probe: ES3DV3 - SN3244; ConvF(4.38, 4.38, 4.38); Calibrated: 4/28/2016;
- Sensor-Surface: 3mm (Mechanical Surface Detection (Locations From Previous Scan Used)), Sensor-Surface: 3mm (Mechanical Surface Detection), z = 2.0, 32.0
- Electronics: DAE4 Sn1233; Calibrated: 4/15/2016
- Phantom: ELI v5.0; Type: QDOVA002AA; Serial: TP:1124
- DASY52 52.8.1(838);

## Flat-Section 2/Front Side 0mm_BT/Area Scan (9x9x1): Measurement grid: dx=10mm, dy=10mm

Maximum value of SAR (measured) = 0.502 mW/g

## Flat-Section 2/Front Side 0mm_BT/Zoom Scan (7x7x7)/Cube 0: Measurement grid: dx=5mm, dy=5mm, dz=5mm

Reference Value = 17.398 V/m; Power Drift = -0.16 dB
Peak SAR (extrapolated) = 1.155 mW/g
**SAR(1 g) = 0.416 mW/g; SAR(10 g) = 0.141 mW/g**
Maximum value of SAR (measured) = 0.628 mW/g




0 dB = 0.502 mW/g = -5.99 dB mW/g

**Plot 19** Front Side 0mm_BTLE-1 Date/Time: 5/17/2016 1:29:37 PM

Test Laboratory: Cetecom Inc., SAR 3 Lab

**DUT: Kamama; Type: AP; Serial: A1A61007T4**

Communication System: Bluetooth LE; Frequency: 2440 MHz
Medium: MSL2450_Batch 100824-5
Medium parameters used: f = 2440 MHz; $\sigma$ = 1.985 mho/m; $\varepsilon_r$ = 52.041; $\rho$ = 1000 kg/m$^3$
Phantom section: Flat Section
Measurement Standard: DASY5 (IEEE/IEC/ANSI C63.19-2007)
Procedure Notes: Test Technician: Kathy; Air Temperature: 22.1C; Medium Temperature: 21.5C; Comments:

DASY Configuration:

- Probe: ES3DV3 - SN3244; ConvF(4.38, 4.38, 4.38); Calibrated: 4/28/2016;
- Sensor-Surface: 3mm (Mechanical Surface Detection (Locations From Previous Scan Used)), Sensor-Surface: 3mm (Mechanical Surface Detection), z = 2.0, 32.0
- Electronics: DAE4 Sn1233; Calibrated: 4/15/2016
- Phantom: ELI v5.0; Type: QDOVA002AA; Serial: TP:1124
- DASY52 52.8.1(838);

## Flat-Section/Front Side 0mm_BTLE/Area Scan (9x9x1): Measurement grid: dx=10mm, dy=10mm

Maximum value of SAR (measured) = 0.319 mW/g

## Flat-Section/Front Side 0mm_BTLE/Zoom Scan (7x7x7)/Cube 0: Measurement grid: dx=5mm, dy=5mm, dz=5mm

Reference Value = 14.776 V/m; Power Drift = 0.11 dB
Peak SAR (extrapolated) = 0.831 mW/g
**SAR(1 g) = 0.292 mW/g; SAR(10 g) = 0.096 mW/g**
Maximum value of SAR (measured) = 0.434 mW/g

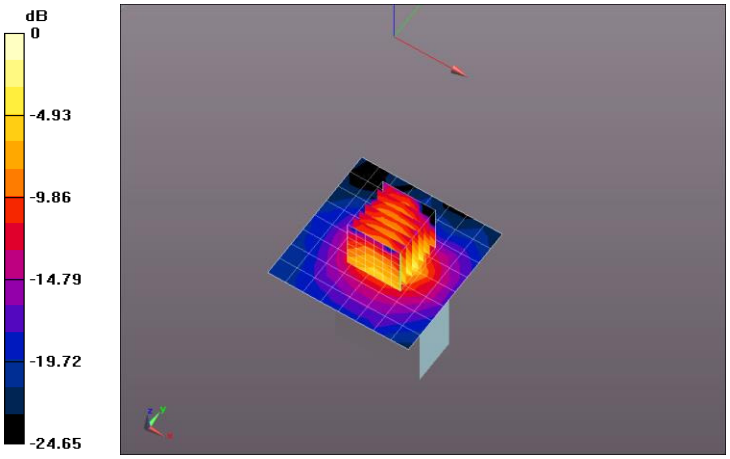


0 dB = 0.319 mW/g = -9.92 dB mW/g

**Plot 20** 2450 System Verification

Date/Time: 5/16/2016 1:54:02 PM

Test Laboratory: Cetecom Inc., SAR 3 Lab

**DUT: Dipole 2450 MHz - D2450V2 - SN859_April 2016; Type: D2450V2; Serial: D2450V2 - SN:859**

Communication System: CW; Frequency: 2450 MHz
Medium: MSL2450_Batch 100824-5
Medium parameters used: f = 2450 MHz; $\sigma$ = 1.996 mho/m; $\varepsilon_r$ = 51.952; $\rho$ = 1000 kg/m$^3$
Phantom section: Flat Section
Measurement Standard: DASY5 (IEEE/IEC/ANSI C63.19-2007)
Procedure Notes: Test Technician: Kathy; Air Temperature: 22.2C; Medium Temperature: 22.5C; Comments: ;

DASY Configuration:

- Probe: ES3DV3 - SN3244; ConvF(4.38, 4.38, 4.38); Calibrated: 4/28/2016;
- Sensor-Surface: 3mm (Mechanical Surface Detection), z = 2.0, 32.0
- Electronics: DAE4 Sn1233; Calibrated: 4/15/2016
- Phantom: ELI v5.0; Type: QDOVA002AA; Serial: TP:1124
- DASY52 52.8.1(838);

## System Performance Check/d=10mm, Pin=0.1W/Area Scan (6x6x1): Measurement grid: dx=12mm, dy=12mm

Maximum value of SAR (measured) = 5.61 mW/g

## System Performance Check/d=10mm, Pin=0.1W/Zoom Scan (7x7x7) (7x7x7)/Cube 0:

Measurement grid: dx=5mm, dy=5mm, dz=5mm
Reference Value = 58.243 V/m; Power Drift = -0.09 dB
Peak SAR (extrapolated) = 10.437 mW/g
**SAR(1 g) = 5.06 mW/g; SAR(10 g) = 2.36 mW/g**
Maximum value of SAR (measured) = 6.65 mW/g

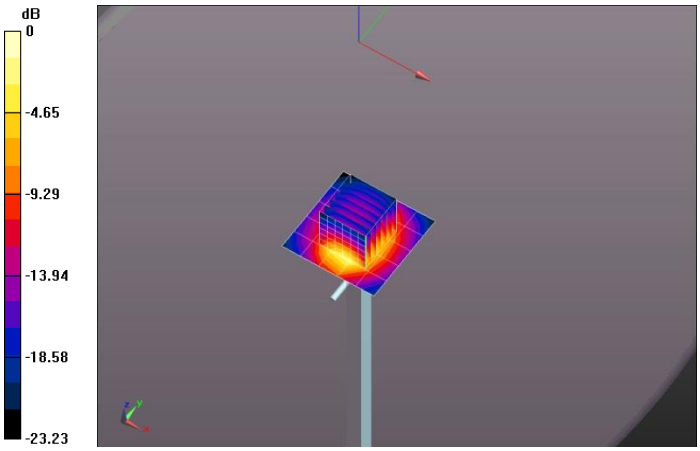


0 dB = 5.61 mW/g = 14.98 dB mW/g

**Plot 21** 2450 System Verification

Date/Time: 5/17/2016 3:31:51 PM

Test Laboratory: Cetecom Inc., SAR 3 Lab

**DUT: Dipole 2450 MHz - D2450V2 - SN859_April 2016; Type: D2450V2; Serial: D2450V2 - SN:859**

Communication System: CW; Frequency: 2450 MHz
Medium: MSL2450_Batch 100824-5
Medium parameters used: f = 2450 MHz; $\sigma$ = 1.982 mho/m; $\varepsilon_r$ = 50.846; $\rho$ = 1000 kg/m$^3$
Phantom section: Flat Section
Measurement Standard: DASY5 (IEEE/IEC/ANSI C63.19-2007)
Procedure Notes: Test Technician: Kathy; Air Temperature: 22.8C; Medium Temperature: 22C; Comments: ;

DASY Configuration:

- Probe: ES3DV3 - SN3244; ConvF(4.38, 4.38, 4.38); Calibrated: 4/28/2016;
- Sensor-Surface: 3mm (Mechanical Surface Detection), z = 2.0, 32.0
- Electronics: DAE4 Sn1233; Calibrated: 4/15/2016
- Phantom: ELI v5.0; Type: QDOVA002AA; Serial: TP:1124
- DASY52 52.8.1(838);

## System Performance Check/d=10mm, Pin=0.1W/Area Scan (6x6x1): Measurement grid: dx=12mm, dy=12mm

Maximum value of SAR (measured) = 4.82 mW/g

## System Performance Check/d=10mm, Pin=0.1W/Zoom Scan (7x7x7) (7x7x7)/Cube 0:

Measurement grid: dx=5mm, dy=5mm, dz=5mm
Reference Value = 57.593 V/m; Power Drift = -0.01 dB
Peak SAR (extrapolated) = 9.991 mW/g
**SAR(1 g) = 4.82 mW/g; SAR(10 g) = 2.24 mW/g**
Maximum value of SAR (measured) = 6.36 mW/g

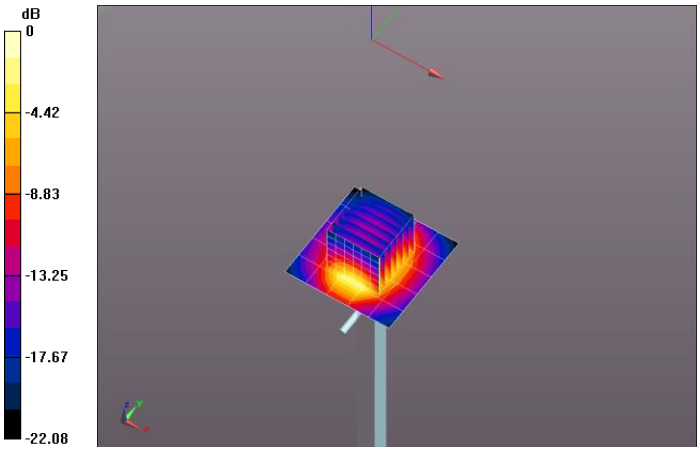


0 dB = 4.82 mW/g = 13.66 dB mW/g

**Plot 22** 5gHz System Verification Date/Time: 5/19/2016 9:17:39 AM

Test Laboratory: Cetecom Inc., SAR 3 Lab

**DUT: Dipole 5000 MHz - D5GHzV2 - SN1096_April 2016; Type: D5GHzV2; Serial: D5GHzV2 - SN:1096**

Communication System: CW; Frequency: 5200 MHz
Medium: MBBL3500-5800_Batch 141106-2
Medium parameters used: f = 5200 MHz; $\sigma$ = 5.439 mho/m; $\varepsilon_r$ = 47.854; $\rho$ = 1000 kg/m$^3$
Phantom section: Flat Section
Measurement Standard: DASY5 (IEEE/IEC/ANSI C63.19-2007)
Procedure Notes: Test Technician: Kathy; Air Temperature: 21.7C; Medium Temperature: 21.3C ; Comments:

DASY Configuration:

- Probe: EX3DV4 - SN3771; ConvF(4.44, 4.44, 4.44); Calibrated: 4/21/2016;
- Sensor-Surface: 2mm (Mechanical Surface Detection (Locations From Previous Scan Used)), Sensor-Surface: 2mm (Mechanical Surface Detection), z = 1.0, 23.0
- Electronics: DAE4 Sn1233; Calibrated: 4/15/2016
- Phantom: SAM Rear; Type: QD000P40CC; Serial: TP:xxxx
- DASY52 52.8.1(838);

## Flat-Section/5200 MHz/Area Scan (6x6x1): Measurement grid: dx=10mm, dy=10mm

Maximum value of SAR (measured) = 10.4 mW/g

## Flat-Section/5200 MHz/Zoom Scan (8x8x12)/Cube 0: Measurement grid: dx=4mm, dy=4mm, dz=2mm

Reference Value = 48.873 V/m; Power Drift = -0.06 dB
Peak SAR (extrapolated) = 29.907 mW/g
**SAR(1 g) = 7.48 mW/g; SAR(10 g) = 2.12 mW/g**
Maximum value of SAR (measured) = 15.6 mW/g

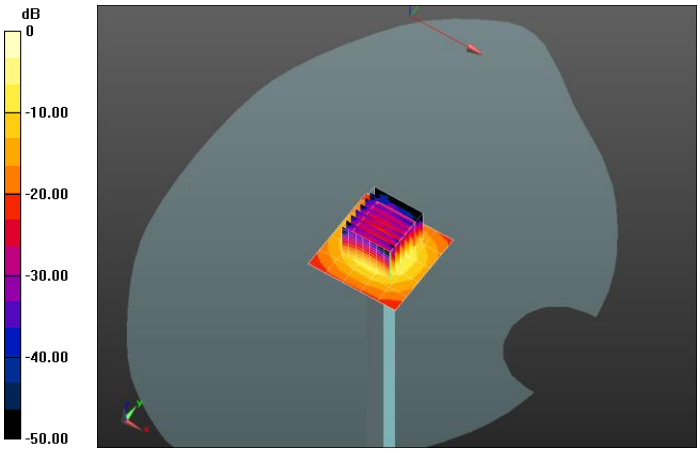


0 dB = 15.6 mW/g = 23.86 dB mW/g