客户承认书

SPECIFICATION FOR APPROVAL

CUSTOMER/PROJECT 客户/机型： **LANDI C20PRO**

CUSTOMER P.N./ 客户物料号：

PRODUCT NAME./ 物料名称： **WIFI Antenna**

MODEL NO./ 物料型号： **5U072D**

SPECIFICATION/ 物料规格：

VERSION 版本	DATE 日期	REVISION DESCRIPTION 修订说明
T:A	2024-03-19	新建/newly added
T:B	2024-04-30	更新图纸/Update drawings
T:C	2024-05-16	更新图纸/Update drawings
T:D	2024-05-17	更新数据/Update data
T:E	2024-06-25	更新图纸/Update drawings
T:F	2024-07-05	更新中英文版本/Update Chinese and English versions

P lea se ret urn to us one copy of “SPECIFICATION FOR APPROVAL”with your approved signature./ /客户确认签字，盖章后请回传一份承认书给我司.

ADD: No.358 Liuyuan RD., Baoshan Urban Industrial District.,Shanghai,PR.China.
地址：上海市宝山城市工业园区柳园路358号2号楼1楼

TEL: +86-21-66276925(26/29/35) - 615

目录 content

目录/content 2
1 名词解释/Noun explanation 4
2 测试设备/Test equipment 4
3 适用频段/Working frequency band 4
4 基本测试项目/Test project 5
4.1 驻波比图/VSWR plot 5
4.2 史密斯阻抗图/Simth plot 5
4.3 辐射方向图/Radiation pattern 5
4.4 增益和效率/Gain & Efficiency 5
4.5 TRP&TIS测试 5
5 测试指标和数据图表/Antenna parameter 5
5.1 驻波比/VSWR 5
5.1.1 驻波比图/VSWR plot 5
5.1.2 驻波比数据/VSWR data 6
5.2 史密斯阻抗圆图/Simth plot 6
5.3 辐射方向图/Radiation pattern 7
5.3.1 H-plane 7
5.3.2 E-plane 8
5.4 增益和效率/UGain & Efficiency 8
5.5 TRP&TIS 9-10
6 环境处理建议/Environmental treatment suggestions 11

7 阻抗匹配要求/Impedance matching 11

8 天线外形图/Antenna plan 9

8.1 天线尺寸图/ Antenna dimensional drawing 12

8.2 馈线尺寸图/Coaxical cable length drawing 12

8.3 射频端尺寸图/Connecter drawing 12

1 名词解释/Noun explanation

dBi	Decibel relative isotropic antenna
Tx	Transmit frequency
Rx	Receive frequency
TRP	Total Radiated Power
TIS	Total Isotropic Sensitivity
VSWR	Voltage Standing Wave Ratio
GSM	Global Service for Mobile communication
DCS	Digital Communication System
CDMA	Code Division Multiple Access
WCDMA	Wideband Code Division Multiple Access

2 测试设备/Test equipment

矢量网络分析仪/ network analyzer
综合测试仪/ CMW 500
GTS 暗室/ GTS darkroom

3 适用频段/Working frequency band

将适用的频段用其他颜色标出/ The yellow Identification is the using band

制式/ band	上行/ uplink	下行/ downlink
GSM850	824MHz～849MHz	869MHz～894MHz
GSM900	890MHz～915MHz	935MHz～960MHz
DCS1800	1710MHz～1785MHz	1805MHz～1880MHz
PCS1900	1850MHz～1910MHz	1930MHz～1990MHz
CDMA800	825MHz～835MHz	870MHz～880 MHz
CDMA2000	824MHz ～849MHz	869MHz ～894MHz
WCDMA	824MHz～2170MHz	2110MHz～2170MHz
WIFI(2.4G/5G)	2400MHz～5850MHz	
LTE	824MHz ～2690MHz	

4 基本测试项目/Test project

4.1 驻波比图/VSWR plot

4.2 史密斯阻抗图/Simth plot

4.3 辐射方向图/Radiation pattern

4.4 增益和效率/Gain & Efficiency

4.5 TRP&TIS

5 测试指标和数据图表/Antenna parameter

5.1 驻波比/VSWR

5.1.1 驻波比图/VSWR plot

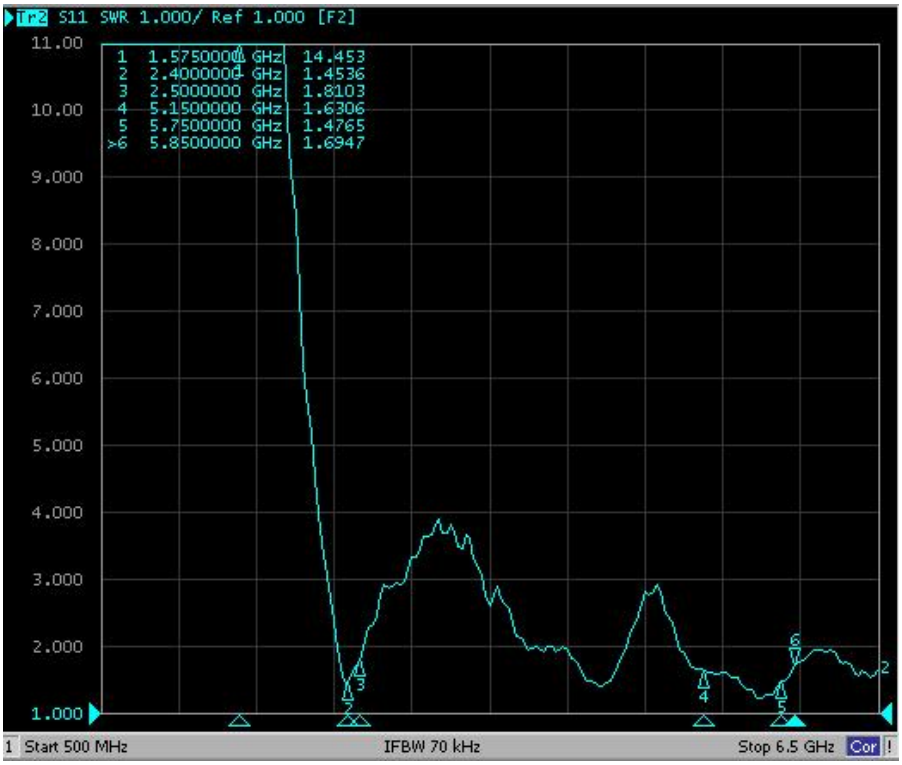

5.1.2 驻波比数据/VSWR data

Freq/MHz	2400	2500	5150	5750	5850
VSWR	1.4	1.8	1.6	1.4	1.6

5.2 史密斯阻抗圆图/Smith impedance circle diagram

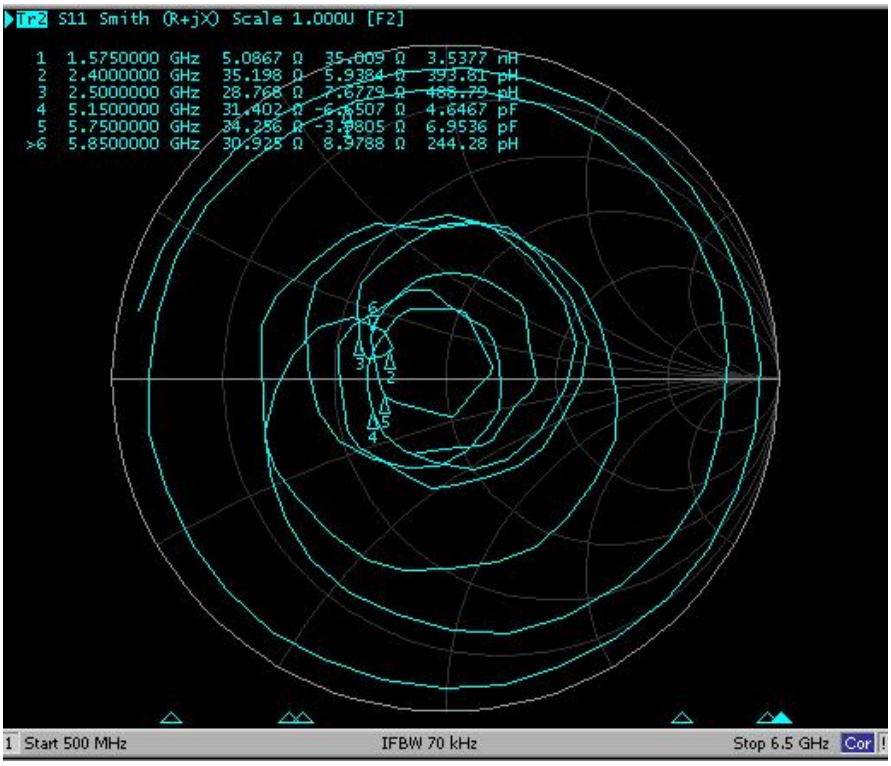

5.3 辐射方向图/Radiation pattern

3D Radiation pattern

WIFI 11b/g/n
2450MHZ

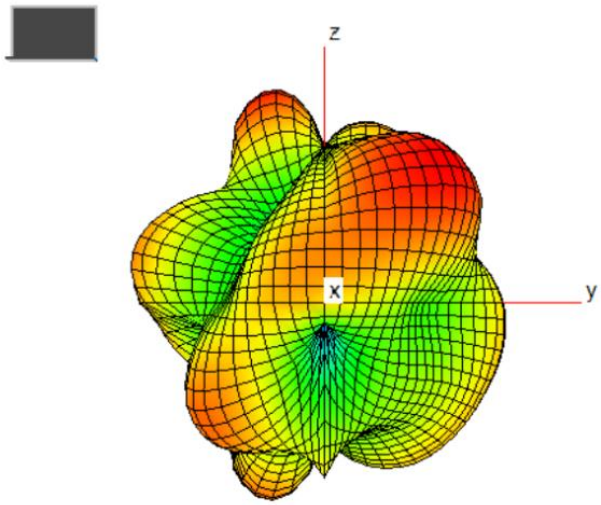

WIFI 11a/an
5450MHZ

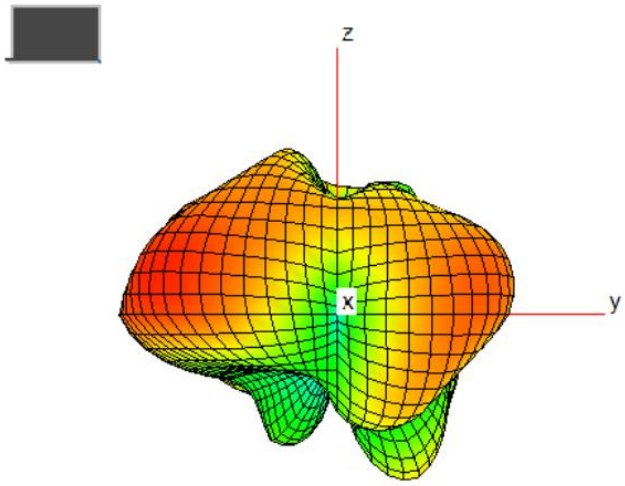

5.4 增益和效率/UGain & Efficiency

Freq（MHZ）	Eff(%)	GAIN(dBi)		Freq（MHZ）	Eff(%)	GAIN(dBi)
2400	51.22	0.65		5150	41.90	0.69
2410	49.42	0.84		5250	49.46	0.63
2420	49.51	0.50		5350	50.80	0.74
2430	54.00	0.65		5450	58.79	0.81
2440	56.74	0.63		5550	50.73	0.88
2450	58.76	0.79		5650	59.05	0.86
2460	58.92	0.66		5750	61.47	0.95
2470	58.73	0.68		5850	65.25	0.93
2480	63.26	0.80				
2490	66.33	0.89				
2500	66.13	0.97				

6 环境处理建议/Environmental treatment suggestions

The environment doesn't need to be treated

7 阻抗匹配要求/Impedance matching

8 天线外形图/Antenna plan



C20PRO WFID