Prüfbericht-Nr.: *Test report no.:*	**CN256AEI 001**	**Auftrags-Nr.:** *Order no.:*	168531160	Seite 1 von 17 *Page 1 of 17*
Kunden-Referenz-Nr.: *Client reference no.:*	N/A	**Auftragsdatum:** *Order date:*	2025-01-16	
Auftraggeber: *Client:*	FUJIAN LANDI COMMERCIAL EQUIPMENT CO., LTD. Building 17, Section A, Software Park, No 89 Software Road, Gulou District, Fuzhou, Fujian 350003, P.R. China			
Prüfgegenstand: *Test item:*	POS Terminal			
Bezeichnung / Typ-Nr.: *Identification / Type no.:*	C20DS (Trademark: N/A)			
Auftrags-Inhalt: *Order content:*	Test Report			
Prüfgrundlage: *Test specification:*	CFR Title 47 FCC Part 15, Subpart C, Section 15.225 RSS-210 Issue 11 June 2024 RSS-Gen Issue 5 February 2021			
Wareneingangsdatum: *Date of sample receipt:*	2025-01-23	Please refer to Photo Document		
Prüfmuster-Nr.: *Test sample no:*	A003911736-001~005 A003913858-001~016			
Prüfzeitraum: *Testing period:*	2025-02-13 - 2025-02-21			
Ort der Prüfung: *Place of testing:*	TÜV Rheinland (Shenzhen) Co., Ltd.			
Prüflaboratorium: *Testing laboratory:*	TÜV Rheinland (Shenzhen) Co., Ltd.			
Prüfergebnis*: *Test result*:*	Pass			

geprüft von: tested by:	X Bell Hu Bell Hu	**genehmigt von:** *authorized by:*	X Hardy Suo Hardy Suo
Datum: *Date:* 2025-04-03		**Ausstellungsdatum:** *Issue date:* 2025-04-03	
Stellung / Position:	Sachverständige(r)/Expert	**Stellung** / Position:	Sachverständige(r)/Expert

Sonstiges / *Other:*
This report is for NFC.
FCC ID: 2AG6N-C20DS
IC: 23725-C20DS
HVIN: C20DS

Zustand des Prüfgegenstandes bei Anlieferung: *Condition of the test item at delivery:*
Prüfmuster vollständig und unbeschädigt
Test item complete and undamaged

* Legende:	P(ass) = entspricht o.g. Prüfgrundlage(n)	F(ail) = entspricht nicht o.g. Prüfgrundlage(n)	N/A = nicht anwendbar	N/T = nicht getestet
** Legend:*	*P(ass) = passed a.m. test specification(s)*	*F(ail) = failed a.m. test specification(s)*	*N/A = not applicable*	*N/T = not tested*

Dieser Prüfbericht bezieht sich nur auf das o.g. Prüfmuster und darf ohne Genehmigung der Prüfstelle nicht auszugsweise vervielfältigt werden. Dieser Bericht berechtigt nicht zur Verwendung eines Prüfzeichens.
This test report only relates to the above mentioned test sample. Without permission of the test center this test report is not permitted to be duplicated in extracts. This test report does not entitle to carry any test mark.

Anmerkungen
Remarks

1	Alle eingesetzten Prüfmittel waren zum angegebenen Prüfzeitraum gemäß eines festgelegten Kalibrierungsprogramms unseres Prüfhauses kalibriert. Sie entsprechen den in den Prüfprogrammen hinterlegten Anforderungen. Die Rückverfolgbarkeit der eingesetzten Prüfmittel ist durch die Einhaltung der Regelungen unseres Managementsystems gegeben. Detaillierte Informationen bezüglich Prüfkonditionen, Prüfequipment und Messunsicherheiten sind im Prüflabor vorhanden und können auf Wunsch bereitgestellt werden. *The equipment used during the specified testing period was calibrated according to our test laboratory calibration program. The equipment fulfils the requirements included in the relevant standards. The traceability of the test equipment used is ensured by compliance with the regulations of our management system.* *Detailed information regarding test conditions, equipment and measurement uncertainty is available in the test laboratory and could be provided on request.*
2	Wie vertraglich vereinbart, wurde dieses Dokument nur digital unterzeichnet. Der TÜV Rheinland hat nicht überprüft, welche rechtlichen oder sonstigen diesbezüglichen Anforderungen für dieses Dokument gelten. Diese Überprüfung liegt in der Verantwortung des Benutzers dieses Dokuments. Auf Verlangen des Kunden kann der TÜV Rheinland die Gültigkeit der digitalen Signatur durch ein gesondertes Dokument bestätigen. Diese Anfrage ist an unseren Vertrieb zu richten. Eine Umweltgebühr für einen solchen zusätzlichen Service wird erhoben. Informationen zur Verifizierung der Authentizität unserer Dokumente erhalten Sie auf folgender Webseite: go.tuv.com/digital-signature *As contractually agreed, this document has been signed digitally only. TUV Rheinland has not verified and unable to verify which legal or other pertaining requirements are applicable for this document. Such verification is within the responsibility of the user of this document. Upon request by its client, TUV Rheinland can confirm the validity of the digital signature by a separate document. Such request shall be addressed to our Sales department. An environmental fee for such additional service will be charged. For information on verifying the authenticity of our documents, please visit the following website: go.tuv.com/digital-signature*
3	Prüfklausel mit der Note * wurden an qualifizierte Unterauftragnehmer vergeben und sind unter der jeweiligen Prüfklausel des Berichts beschrieben. Abweichungen von Prüfspezifikation(en) oder Kundenanforderungen sind in der jeweiligen Prüfklausel im Bericht aufgeführt. *Test clauses with remark of * are subcontracted to qualified subcontractors and descripted under the respective test clause in the report.* *Deviations of testing specification(s) or customer requirements are listed in specific test clause in the report.*
4	Die Entscheidungsregel für Konformitätserklärungen basierend auf numerischen Messergebnisen in diesem Prüfbericht basiert auf der "Null-Grenzwert-Regel" und der "Einfachen Akzeptanz" gemäß ILAC G8:2019 und IEC Guide 115:2021, es sei denn, in der auf Seite 1 dieses Berichts genannten angewandten Norm ist etwas anderes festgelegt oder vom Kunden gewünscht. Dies bedeutet, dass die Messunsicherheit nicht berücksichtigt wird und daher auch nicht im Prüfbericht angegeben wird. Zu weiteren Informationen bezueglich des Risikos durch diese Entscheidungsregel siehe ILAC G8:2019. *The decision rule for statements of conformity, based on numerical measurement results, in this test report is based on the "Zero Guard Band Rule" and "Simple Acceptance" in accordance with ILAC G8:2019 and IEC Guide 115:2021, unless otherwise specified in the applied standard mentioned on Page 1 of this report or requested by the customer. This means that measurement uncertainty is not taken in account and hence also not declared in the test report. For additional information to the resulting risk based of this decision rule please refer to ILAC G8:2019.*

Test Summary

5.1.1 ANTENNA REQUIREMENT
RESULT: Pass

5.1.2 20DB AND 99% BANDWIDTH
RESULT: Pass

5.1.3 FREQUENCY STABILITY
RESULT: Pass

5.1.4 RADIATED SPURIOUS EMISSION (IN-BAND & OUT-BAND EMISSIONS)
RESULT: Pass

5.1.5 CONDUCTED EMISSION ON AC MAINS
RESULT: Pass

Contents

1 GENERAL REMARKS 5
1.1 COMPLEMENTARY MATERIALS 5
2 TEST SITES 5
2.1 TEST FACILITIES 5
2.2 LIST OF TEST AND MEASUREMENT INSTRUMENTS 5
2.3 TRACEABILITY 6
2.4 CALIBRATION 6
2.5 MEASUREMENT UNCERTAINTY 6
2.6 LOCATION OF ORIGINAL DATA 7
2.7 STATUS OF FACILITY USED FOR TESTING 7
3 GENERAL PRODUCT INFORMATION 8
3.1 PRODUCT FUNCTION AND INTENDED USE 8
3.2 RATINGS AND SYSTEM DETAILS 8
3.3 INDEPENDENT OPERATION MODES 9
3.4 NOISE GENERATING AND NOISE SUPPRESSING PARTS 9
3.5 SUBMITTED DOCUMENTS 9
4 TEST SET-UP AND OPERATION MODES 10
4.1 PRINCIPLE OF CONFIGURATION SELECTION 10
4.2 TEST OPERATION AND TEST SOFTWARE 10
4.3 SPECIAL ACCESSORIES AND AUXILIARY EQUIPMENT 10
4.4 COUNTERMEASURES TO ACHIEVE EMC COMPLIANCE 10
4.5 TEST SETUP DIAGRAM 11
5 TEST RESULTS 12
5.1 TRANSMITTER REQUIREMENT & TEST SUITES 12
5.1.1 Antenna Requirement 12
5.1.2 20dB and 99% Bandwidth 13
5.1.3 Frequency Stability 14
5.1.4 Radiated Spurious Emission (In-Band & Out-Band Emissions) 15
5.1.5 Conducted Emission on AC Mains 16
6 PHOTOGRAPHS OF THE TEST SET-UP 17
7 LIST OF TABLES 17

1 General Remarks

1.1 Complementary Materials

All attachments are integral parts of this test report. This applies especially to the following appendix:

Appendix A: Test Results of NFC.

Appendix B: Photographs of the Test Set-up

2 Test Sites

2.1 Test Facilities

TÜV Rheinland (Shenzhen) Co., Ltd.
2-3F, 101 & 102, No.2, Nuclear Power Industrial Park, Fuming Community, Fucheng Street, Longhua District, Shenzhen 518000, People's Republic of China

A2LA Certificate Number: 5162.01

FCC Registration No.: 694916

ISED Wireless Device Testing Laboratory: 25069

2.2 List of Test and Measurement Instruments

Table 1: List of Test and Measurement Equipment

Unwanted Emission Testing (TS9975)					
Equipment	**Manufacturer**	**Model**	**Serial No.**	**Cal. Date**	**Cal. until**
EMI Test Receiver	R&S	ESR 7	102021	2024-09-29	2025-09-28
Signal Analyzer	R&S	FSV 40	101439	2024-09-29	2025-09-28
System Controller Interface	R&S	SCI-100	S10010038	N/A	N/A
Filterbank	R&S	Wlan	100759	2024-09-29	2025-09-28
OSP	R&S	OSP 120	102040	N/A	N/A
Pre-amplifier	R&S	SCU08F1	08320031	2024-09-29	2025-09-28
Amplifier	R&S	SCU-18F	180070	2024-09-29	2025-09-28
Amplifier	R&S	SCU40A	100475	2024-09-29	2025-09-28
Trilog Broadband Antenna (30 MHz - 7 GHz)	Schwarzbeck	VULB 9162	193	2024-09-28	2025-09-27
Active Loop Antenna	Schwarzbeck	FMZB 1513	302	2024-09-28	2025-09-27
Test software	R&S	EMC32 (V10.60.10)	N/A	N/A	N/A

Control PC	Dell	OptiPlex 7050	36NV9P2	N/A	N/A
3m Semi-Anechoic Chamber	Albatross	SAC-3m	APC17151-SAC	2024-09-14	2027-09-13

Conducted Emission				
Equipment	**Manufacturer**	**Model No.**	**Serial No.**	**Cal. Until**
EMI Test Receiver	R&S	ESR3	102680	2026-02-09
Artificial Mains Network	R&S	ENV216	102333	2025-07-22
Artificial Mains Network	R&S	ENV216	101445	2026-02-09
LISN ENV216-Receiver cable in SR3	Calibration frequency range: 9 kHz~30 MHz			2025-12-20
EMC32 test software	R&S	EMC32(Ver.10.50.00)	N/A	N/A

2.3 Traceability

All measurement equipment calibrations are traceable to NIM (National Institute of Metrology) or where calibration is performed in other countries, to equivalent nationally recognized standards organizations.

2.4 Calibration

Equipment requiring calibration is calibrated periodically by the manufacturer or according to manufacturer's specifications. Additionally all equipment is verified for proper performance on a regular basics using in house standards or comparisons.

2.5 Measurement Uncertainty

The estimated combined standard uncertainty for radiated emissions and conducted emissions measurements as below table.

Table 2: Measurement Uncertainty

Parameter	Uncertainty (k=2)
RF output power, conducted	± 0.99 dB
Occupied Channel Bandwidth	± 2.08 %
RF power density, conducted	± 0.99 dB
Unwanted Emissions, conducted	± 0.89 dB
All emissions, radiated	± 4.17 dB
Conducted Emission, (9kHz to 150kHz)/(150kHz to 30MHz)	± 3.70 dB / ± 3.30 dB

2.6 Location of Original Data

The original copies of all test data taken during actual testing were attached at Appendix A & B of this report and delivered to the applicant. A copy has been retained in the TÜV Rheinland (Shenzhen) Co., Ltd. file for certification follow-up purposes.

2.7 Status of Facility Used for Testing

The TÜV Rheinland (Shenzhen) Co., Ltd. Test facility located at 2-3F, 101 & 102, No.2, Nuclear Power Industrial Park, Fuming Community, Fucheng Street, Longhua District, Shenzhen 518000, People's Republic of China is listed on the US Federal Communications Commission list of facilities approved to perform measurements.

3 General Product Information

3.1 Product Function and Intended Use

The Product is a POS Terminal which supports Bluetooth dual mode, 2.4 GHz Wi-Fi, 5GHz Wi-Fi and NFC functions.

For details refer to the User Manual, Technical Description and Circuit Diagram.

3.2 Ratings and System Details

Table 3: Technical Specification of EUT

General Information of EUT	Value
Kind of Equipment:	POS Terminal
Type Designation:	C20DS
Trademark:	N/A
Operating Voltage:	AC/DC adapter (120V AC/60Hz) or Powered by POE
Operating Temperature Range:	0 °C ~ +40 °C
AC/DC Adapter 1#:	Model: PA-1400-76 Input: 100-240V, 50/60Hz Output: DC 19V, 2.1A
AC/DC Adapter 2#:	Model: PA-1450-26 Input: 100-240V, 50/60Hz Output: DC 19V, 2.37A
Technical Specification of NFC	
Operating Frequency:	13.56 MHz
Type of Modulation:	ASK
Channel Number:	1 channel
Antenna Type:	Coil Antenna
Antenna gain:	-10 dBi (Provided by the Client)

Note: The correctness of all data provided by customer in the test report is ensured and responsible of the customer. Any misjudgment of the test results caused by the use of incorrect data provided by customer shall be borne by the customer.

3.3 Independent Operation Modes

The basic operation modes are:

A. On, NFC transmitting mode

B. Off

3.4 Noise Generating and Noise Suppressing Parts

Refer to Circuit Diagram for further details.

3.5 Submitted Documents

- Application Form
- ID Label and Location Info
- User Manual
- Operation Description

4 Test Set-up and Operation Modes

4.1 Principle of Configuration Selection

Radio Spectrum: The equipment under test (EUT) was configured at its highest power output in order to measure its highest possible radiation and conducted level. The test modes were adapted accordingly in reference to the instructions for use.

Emission: The equipment under test (EUT) was configured to measure its highest possible radiation level. The test modes were adapted accordingly in reference to the instructions for use.

4.2 Test Operation and Test Software

Test operation refers to test setup in chapter 5. All tests were performed according to the procedures in ANSI C63.10: 2013.

According to clause 3.1, all tests were performed on model *C20DS* in this report.

4.3 Special Accessories and Auxiliary Equipment

Table 4: List of Accessories and Auxiliary Equipment

Description	Manufacturer	Model	S/N
Laptop	Lenovo	T480	PF-16A6N8
Portable Laptop	Lenovo	ThinkPad T480	10Q67059
POE Gigabit Unmanaged Switch	NETGEAR INTERNATIONAL LTD	GS108PP	5WT119D3511DC
POE Adapter	Ruijie Networks Co., Ltd.	RG-POE-50-60W-MG	N/A

4.4 Countermeasures to Achieve EMC Compliance

The test sample which has been tested contained the noise suppression parts as described in the Technical Construction File (TCF).

No additional measures were employed to achieve compliance.

4.5 Test Setup Diagram

Diagram of Measurement Configuration for Radiation Test (Below 30MHz)

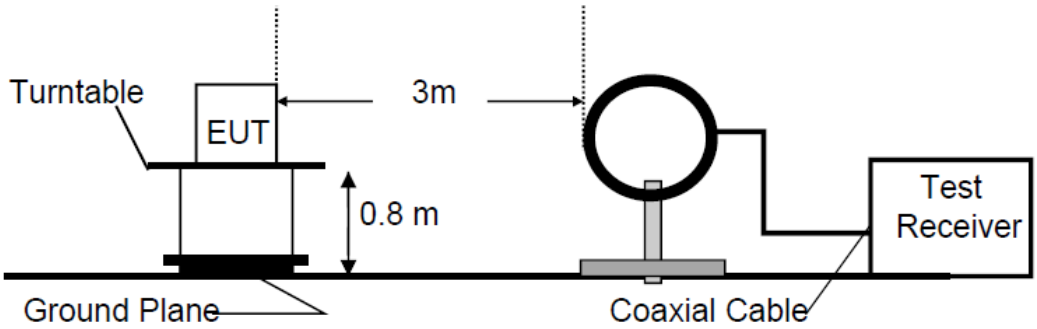

Diagram of Measurement Configuration for Radiation Test (30MHz to 1GHz)

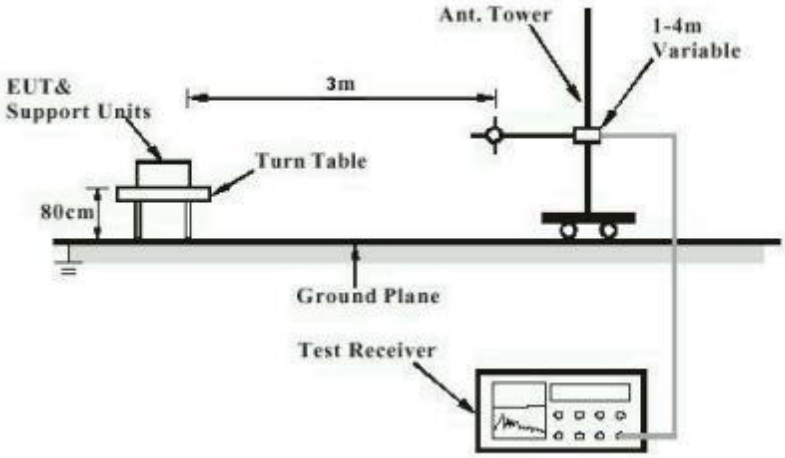

5 Test Results

5.1 Transmitter Requirement & Test Suites

5.1.1 Antenna Requirement

RESULT: **Pass**

Test Specification

Test standard	:	FCC Part 15.203 RSS-Gen Section 6.8

According to the manufacturer declared, the EUT has a Coil Antenna, the antenna connector is designed with permanent attachment and no consideration of replacement.

Therefore the EUT is considered sufficient to comply with the provision.

Refer to EUT Photo for further details.

5.1.2 20dB and 99% Bandwidth

RESULT: **Pass**

Test Specification

Test standard	:	FCC Part 15.215 (c)
		RSS-Gen Section 6.7
Basic standard	:	ANSI C63.10: 2013
Limits	:	Within assigned band
Kind of test site	:	Shielded Room

Test Setup

Date of testing	:	2025-02-21
Input voltage	:	AC 120V, 60Hz
Operation mode	:	A
Ambient temperature	:	22 ℃
Relative humidity	:	52 %
Atmospheric pressure	:	101 kPa

For the measurement records, refer to the appendix A.

5.1.3 Frequency Stability

RESULT: **Pass**

Test Specification

Test standard	:	FCC Part 15.225 (e)
		RSS-210, Annex B.6
Basic standard	:	ANSI C63.10: 2013
Limits	:	±0.01% of Operating Frequency (1.356 kHz)
Kind of test site	:	Shielded Room

Test Setup

Date of testing	:	2025-02-20 to 2025-02-21
Input voltage	:	AC 120V, 60Hz
Operation mode	:	A
Ambient temperature	:	22 ℃
Relative humidity	:	52 %
Atmospheric pressure	:	101 kPa

For the measurement records, refer to the appendix A.

5.1.4 Radiated Spurious Emission (In-Band & Out-Band Emissions)

RESULT: **Pass**

Test Specification

Test standard	:	FCC Part 15.225 (a)(b)(c)(d) FCC Part 15.209 & 15.205 RSS-210 Section B.6
Basic standard	:	ANSI C63.10: 2013
Limits	:	Refer to FCC Part 15.209(a) RSS-210 Section B.6 & RSS-Gen Section 8.9
Kind of test site	:	3m Semi-anechoic Chamber

Test Setup

Date of testing	:	2025-02-20 to 2025-02-21
Input voltage	:	AC 120V, 60Hz
Operation mode	:	A
Ambient temperature	:	Refer to test result
Relative humidity	:	Refer to test result
Atmospheric pressure	:	101 kPa

For the measurement records, refer to the appendix A.

5.1.5 Conducted Emission on AC Mains

RESULT: **Pass**

Test Specification

Test standard	:	FCC Part 15.207(a)
		RSS-Gen Section 8.8
Basic standard	:	ANSI C63.10: 2013
Frequency range	:	0.15 – 30MHz
Limits	:	FCC Part 15.207(a)
		RSS-Gen Table 4
Kind of test site	:	Shielded Room

Test Setup

Date of testing	:	2025-02-13
Input voltage	:	AC 120V, 60Hz
Operation mode	:	A
Ambient temperature	:	24.0 ℃
Relative humidity	:	50.4 %
Atmospheric pressure	:	101 kPa

For the measurement records, refer to the appendix A.

6 Photographs of the Test Set-Up

For photographs of the test set-up, refer to the appendix B.

7 List of Tables

Table 1: List of Test and Measurement Equipment 5
Table 2: Measurement Uncertainty 6
Table 3: Technical Specification of EUT 8
Table 4: List of Accessories and Auxiliary Equipment 10

Appendix A: Test Results of NFC

APPENDIX A: TEST RESULTS OF NFC **1**
APPENDIX A.1: TEST RESULTS OF 20DB BANDWIDTH 2
APPENDIX A.2: TEST RESULTS OF 99% BANDWIDTH 3
APPENDIX A.3: TEST RESULTS OF FREQUENCY STABILITY 4
APPENDIX A.4: TEST RESULTS OF RADIATED SPURIOUS EMISSION (IN-BAND & OUT-BAND EMISSIONS) 5
9kHz – 30MHz *5*
30MHz - 1GHz *11*
APPENDIX A.5: TEST RESULTS OF CONDUCTED EMISSIONS ON AC MAINS 15

Appendix A.1: Test Results of 20dB Bandwidth

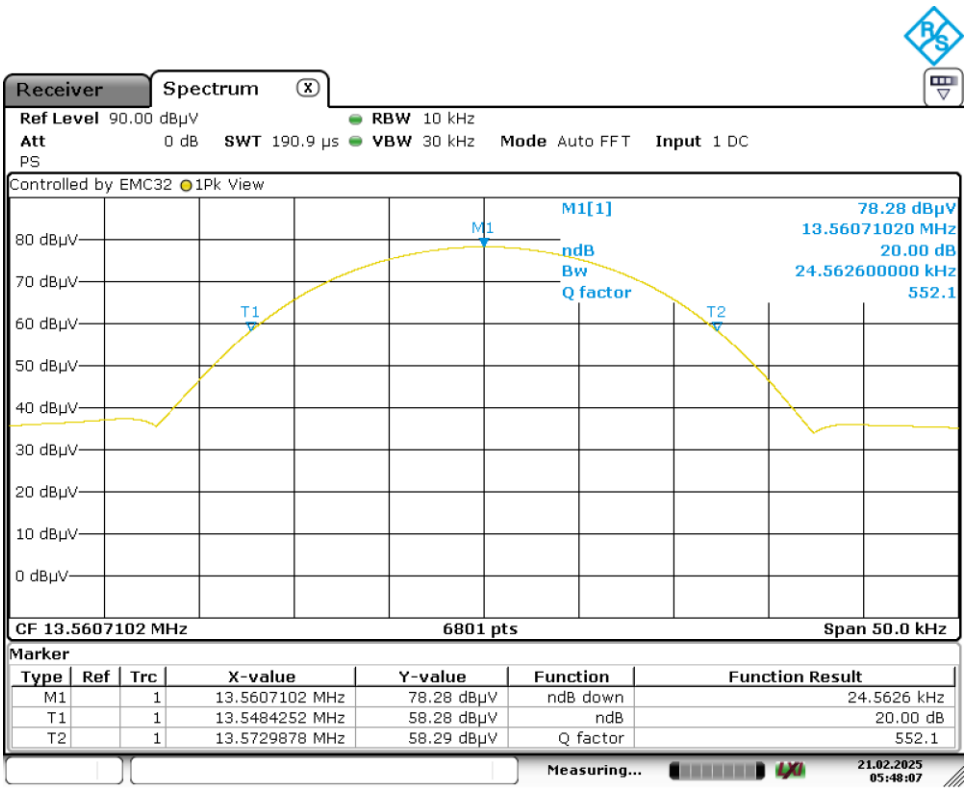

Date: 21.FEB.2025 05:48:06

Appendix A.2: Test Results of 99% Bandwidth

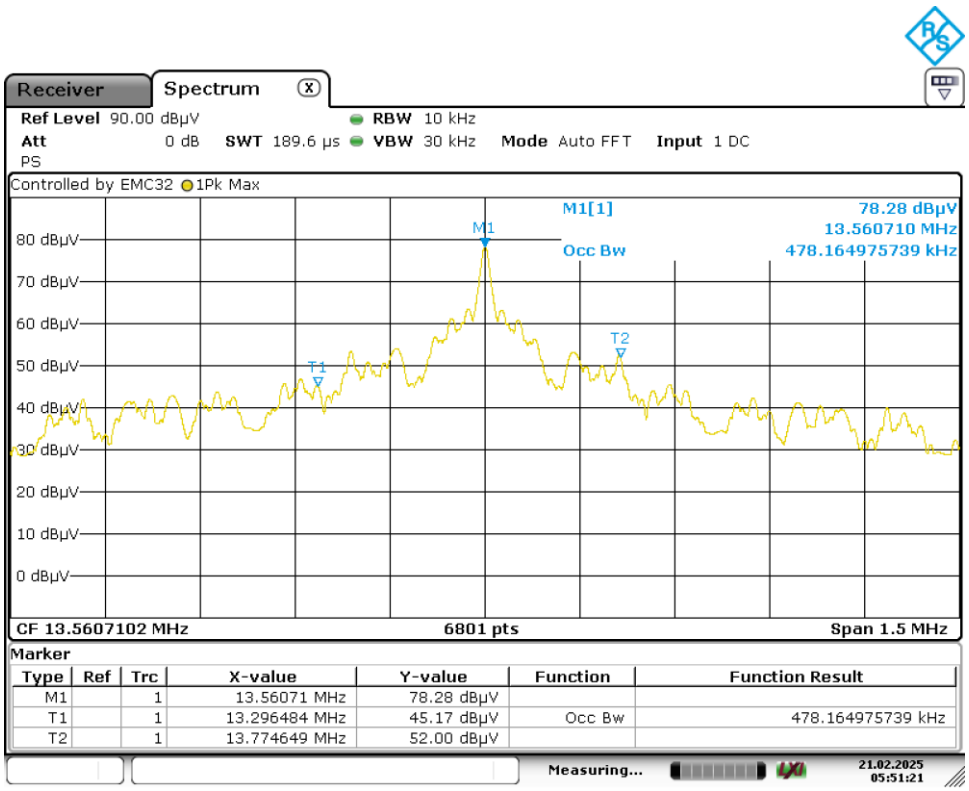

Date: 21.FEB.2025 05:51:20

Appendix A.3: Test Results of Frequency Stability

Test Frequency (MHz)	Test Conditions		Test Results (MHz)	Deviation (kHz)	Limit (kHz)	Result
	Temp(°C)	Volt (V DC)				
13.56	0	19	13.560712	0.712	±0.01% (1.356 kHz)	Pass
	10	19	13.560711	0.711		Pass
	20	19	13.56071	0.71		Pass
	30	19	13.560714	0.714		Pass
	40	19	13.560713	0.713		Pass
	25	17.1	13.560709	0.709		Pass
		20.9	13.56071	0.71		Pass

Note: Deviation (kHz) = (Test Result-f_c)*1000

Appendix A.4: Test Results of Radiated Spurious Emission (In-Band & Out-Band Emissions)

9kHz – 30MHz

Note: The highest waveform in the figure is Fundamental.

EUT Information

EUT Name:	POS Terminal
Model:	C20DS
Test Mode:	NFC
Order No/Sample No:	168531160/A003911736-001
Test Voltage:	Adaptor
Remark:	Temp 22 Humi:52%
Test Standard:	FCC 15.225
Tested By:	Kei Zhang
Reviewed By:	Terry Yin

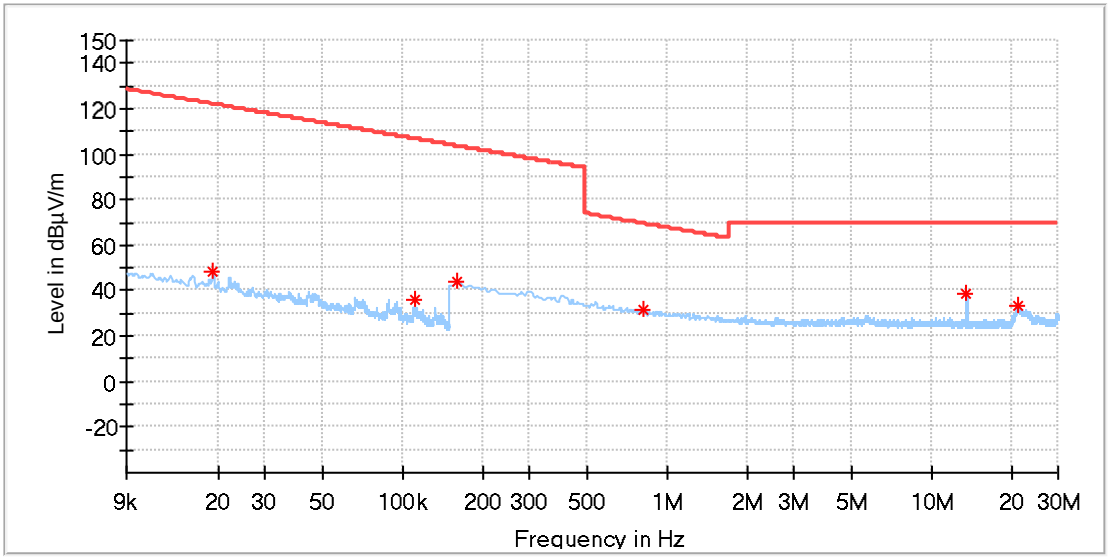

Critical_Freqs

Frequency (MHz)	MaxPeak (dBµV/m)	Limit (dBµV/m)	Margin (dB)	Height (cm)	Pol	Azimuth (deg)	Corr. (dB/m)
0.019172	48.77	121.94	73.16	100.0	X	266.0	19.9
0.110117	35.63	106.76	71.13	100.0	X	305.0	19.9
0.158780	43.96	103.58	59.62	100.0	X	310.0	19.9
0.817235	31.71	69.37	37.66	100.0	X	358.0	19.9
13.560552	38.69	69.50	30.81	100.0	X	188.0	20.3
21.027441	33.10	69.50	36.40	100.0	X	188.0	20.4

Final_Result

Frequency (MHz)	QuasiPeak (dBµV/m)	Limit (dBµV/m)	Margin (dB)	Height (cm)	Pol	Azimuth (deg)	Corr. (dB/m)
---	---	---	---	---		---	---

EUT Information

EUT Name:	POS Terminal
Model:	C20DS
Test Mode:	NFC
Order No/Sample No:	168531160/A003911736-001
Test Voltage:	Adaptor
Remark:	Temp 22 Humi:52%
Test Standard:	FCC 15.225
Tested By:	Kei Zhang
Reviewed By:	Terry Yin

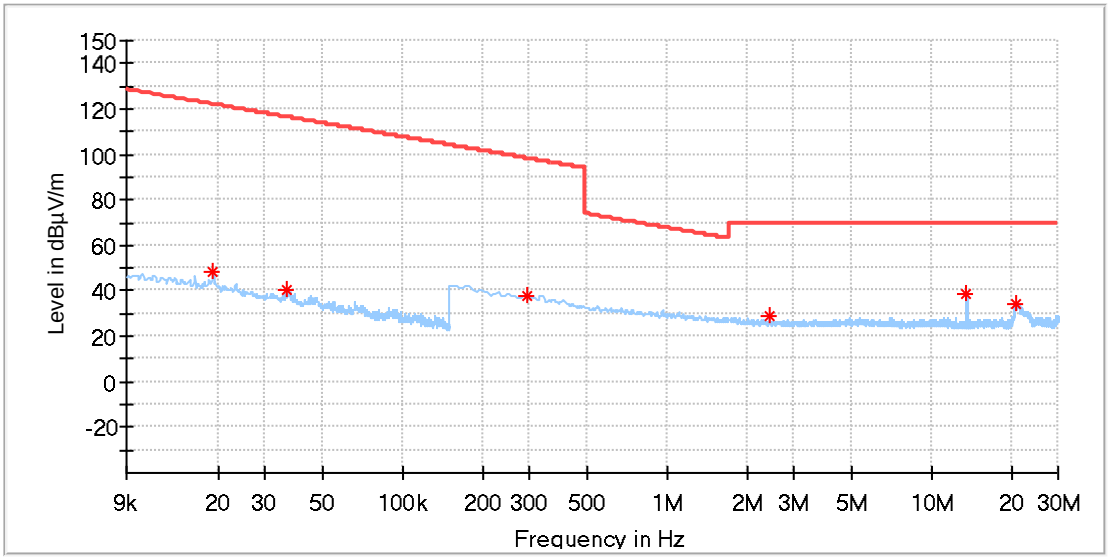

Critical_Freqs

Frequency (MHz)	MaxPeak (dBµV/m)	Limit (dBµV/m)	Margin (dB)	Height (cm)	Pol	Azimuth (deg)	Corr. (dB/m)
0.019172	48.01	121.94	73.92	100.0	Y	275.0	19.9
0.036294	40.50	116.40	75.90	100.0	Y	61.0	19.9
0.294860	38.03	98.21	60.18	100.0	Y	231.0	19.9
2.428257	28.51	69.50	40.99	100.0	Y	307.0	20.0
13.560552	39.03	69.50	30.47	100.0	Y	127.0	20.3
20.948427	34.09	69.50	35.41	100.0	Y	343.0	20.4

Final_Result

Frequency (MHz)	QuasiPeak (dBµV/m)	Limit (dBµV/m)	Margin (dB)	Height (cm)	Pol	Azimuth (deg)	Corr. (dB/m)
---	---	---	---	---		---	---

EUT Information

EUT Name:	POS Terminal
Model:	C20DS
Test Mode:	NFC
Order No/Sample No:	168531160/A003911736-001
Test Voltage:	Adaptor
Remark:	Temp 22 Humi:52%
Test Standard:	FCC 15.225
Tested By:	Kei Zhang
Reviewed By:	Terry Yin

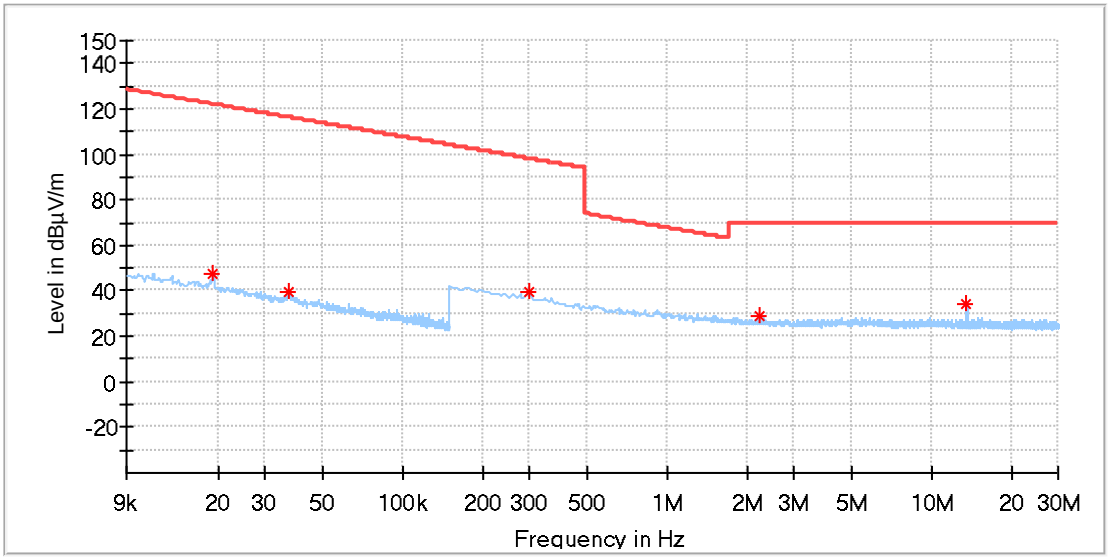

Critical_Freqs

Frequency (MHz)	MaxPeak (dBµV/m)	Limit (dBµV/m)	Margin (dB)	Height (cm)	Pol	Azimuth (deg)	Corr. (dB/m)
0.019172	47.35	121.94	74.59	100.0	Z	27.0	19.9
0.037200	39.16	116.18	77.02	100.0	Z	41.0	19.9
0.299250	39.41	98.08	58.68	100.0	Z	346.0	19.9
2.248280	28.86	69.50	40.64	100.0	Z	65.0	20.0
13.560552	34.21	69.50	35.29	100.0	Z	278.0	20.3

Final_Result

Frequency (MHz)	QuasiPeak (dBµV/m)	Limit (dBµV/m)	Margin (dB)	Height (cm)	Pol	Azimuth (deg)	Corr. (dB/m)
---	---	---	---	---		---	---

EUT Information

EUT Name:	POS Terminal
Model:	C20DS
Test Mode:	NFC
Order No/Sample No:	168531160/A003911736-001
Test Voltage:	Adaptor
Remark:	Temp 22 Humi:52%
Test Standard:	RSS-210
Tested By:	Kei Zhang
Reviewed By:	Terry Yin

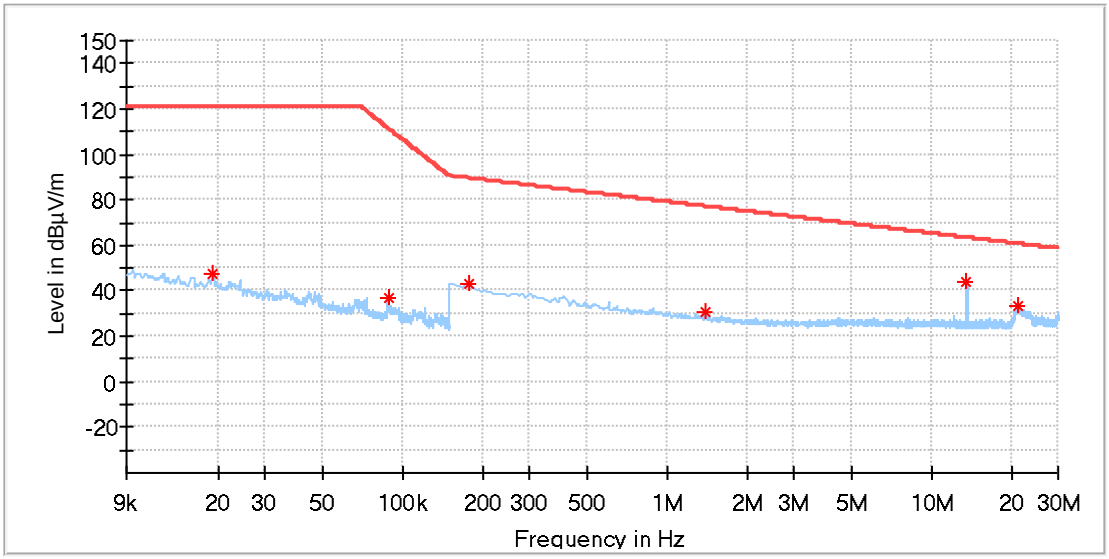

Critical_Freqs

Frequency (MHz)	MaxPeak (dBµV/m)	Limit (dBµV/m)	Margin (dB)	Height (cm)	Pol	Azimuth (deg)	Corr. (dB/m)
0.019172	47.51	120.50	72.99	100.0	X	141.0	19.9
0.087859	36.55	111.56	75.00	100.0	X	314.0	19.9
0.176338	42.77	89.52	46.75	100.0	X	295.0	19.8
1.392287	30.75	77.04	46.29	100.0	X	295.0	19.9
13.560552	44.16	63.30	19.14	100.0	X	60.0	20.3
21.273265	33.39	60.58	27.18	100.0	X	0.0	20.4

Final_Result

Frequency (MHz)	QuasiPeak (dBµV/m)	Limit (dBµV/m)	Margin (dB)	Height (cm)	Pol	Azimuth (deg)	Corr. (dB/m)
---	---	---	---	---		---	---

EUT Information

EUT Name:	POS Terminal
Model:	C20DS
Test Mode:	NFC
Order No/Sample No:	168531160/A003911736-001
Test Voltage:	Adaptor
Remark:	Temp 22 Humi:52%
Test Standard:	RSS-210
Tested By:	Kei Zhang
Reviewed By:	Terry Yin

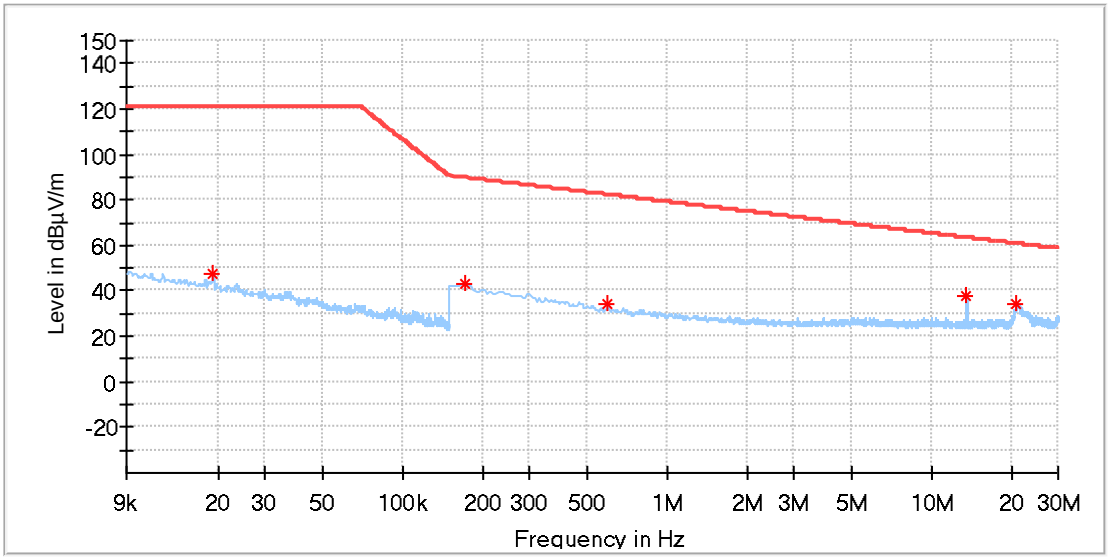

Critical_Freqs

Frequency (MHz)	MaxPeak (dBµV/m)	Limit (dBµV/m)	Margin (dB)	Height (cm)	Pol	Azimuth (deg)	Corr. (dB/m)
0.019172	47.51	120.50	72.99	100.0	Y	253.0	19.9
0.171949	42.93	89.68	46.74	100.0	Y	21.0	19.8
0.593360	34.00	82.19	48.19	100.0	Y	356.0	19.9
13.560552	37.81	63.30	25.49	100.0	Y	139.0	20.3
20.865022	34.26	60.69	26.43	100.0	Y	312.0	20.4

Final_Result

Frequency (MHz)	QuasiPeak (dBµV/m)	Limit (dBµV/m)	Margin (dB)	Height (cm)	Pol	Azimuth (deg)	Corr. (dB/m)
---	---	---	---	---		---	---

EUT Information

EUT Name:	POS Terminal
Model:	C20DS
Test Mode:	NFC
Order No/Sample No:	168531160/A003911736-001
Test Voltage:	Adaptor
Remark:	Temp 22 Humi:52%
Test Standard:	RSS-210
Tested By:	Kei Zhang
Reviewed By:	Terry Yin

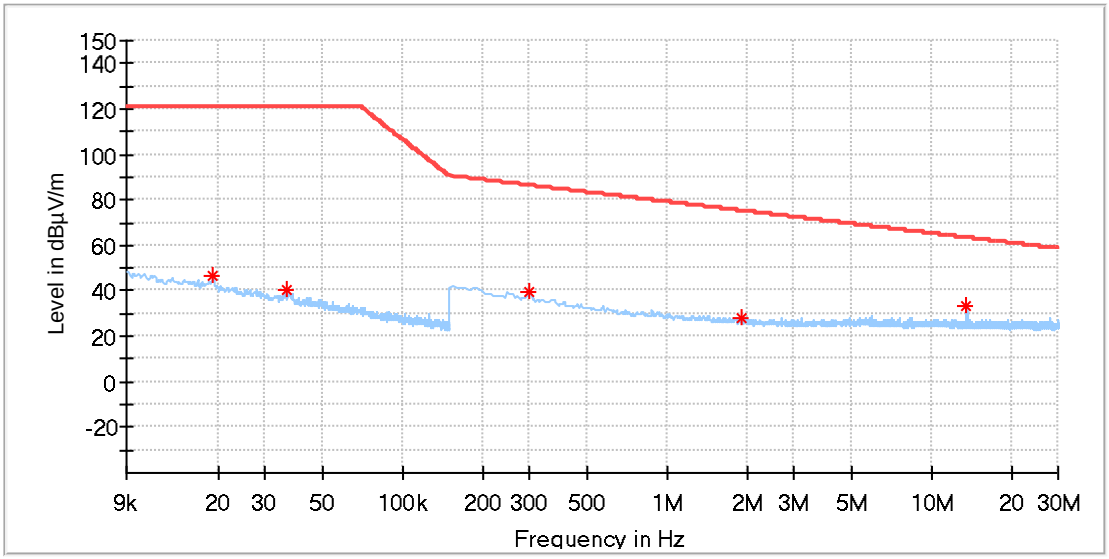

Critical_Freqs

Frequency (MHz)	MaxPeak (dBµV/m)	Limit (dBµV/m)	Margin (dB)	Height (cm)	Pol	Azimuth (deg)	Corr. (dB/m)
0.019172	47.00	120.50	73.50	100.0	Z	180.0	19.9
0.036193	40.15	120.50	80.35	100.0	Z	0.0	19.9
0.299250	39.16	86.33	47.17	100.0	Z	192.0	19.9
1.905882	28.49	75.15	46.66	100.0	Z	12.0	20.0
13.560552	32.93	63.30	30.37	100.0	Z	279.0	20.3

Final_Result

Frequency (MHz)	QuasiPeak (dBµV/m)	Limit (dBµV/m)	Margin (dB)	Height (cm)	Pol	Azimuth (deg)	Corr. (dB/m)
---	---	---	---	---		---	---

30MHz - 1GHz

EUT Information

EUT Name:	POS Terminal
Model:	C20DS
Test Mode:	NFC
Order No/Sample No:	168531160/A003911736-001
Test Voltage:	Adaptor
Remark:	Temp 22 Humi:52%
Test Standard:	FCC 15.225
Tested By:	Kei Zhang
Reviewed By:	Terry Yin

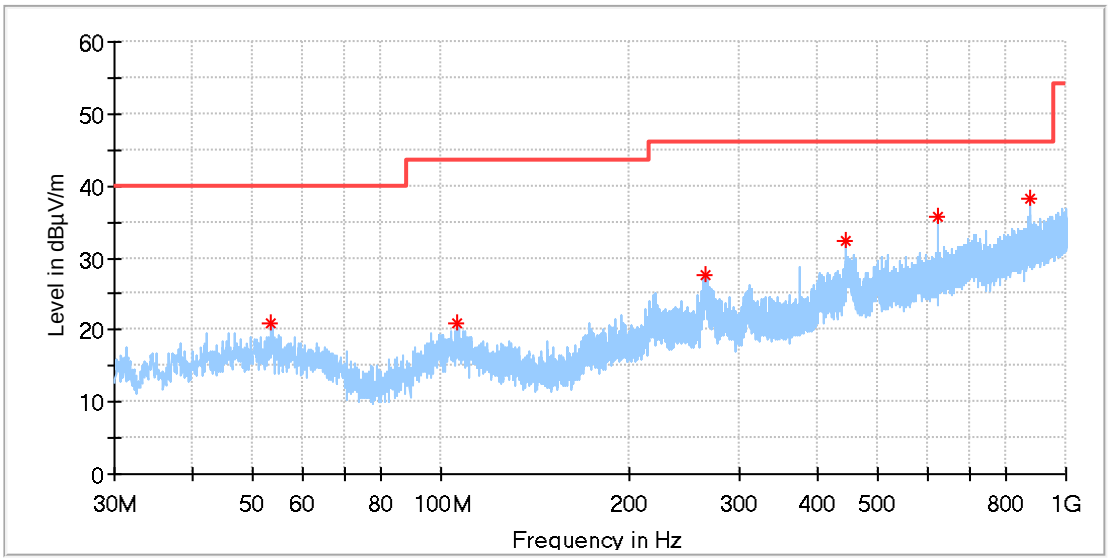

Critical_Freqs

Frequency (MHz)	MaxPeak (dBµV/m)	Limit (dBµV/m)	Margin (dB)	Height (cm)	Pol	Azimuth (deg)	Corr. (dB/m)
53.503846	20.98	40.00	19.02	100.0	H	89.0	-18.5
105.958462	20.94	43.50	22.56	100.0	H	354.0	-19.0
264.329615	27.52	46.00	18.48	100.0	H	202.0	-17.0
445.495769	32.36	46.00	13.64	100.0	H	344.0	-12.9
625.020385	35.63	46.00	10.37	100.0	H	319.0	-9.2
874.981923	38.14	46.00	7.86	100.0	H	336.0	-5.1

Final_Result

Frequency (MHz)	QuasiPeak (dBµV/m)	Limit (dBµV/m)	Margin (dB)	Height (cm)	Pol	Azimuth (deg)	Corr. (dB/m)
---	---	---	---	---		---	---

EUT Information

EUT Name:	POS Terminal
Model:	C20DS
Test Mode:	NFC
Order No/Sample No:	168531160/A003911736-001
Test Voltage:	Adaptor
Remark:	Temp 22 Humi:52%
Test Standard:	FCC 15.225
Tested By:	Kei Zhang
Reviewed By:	Terry Yin

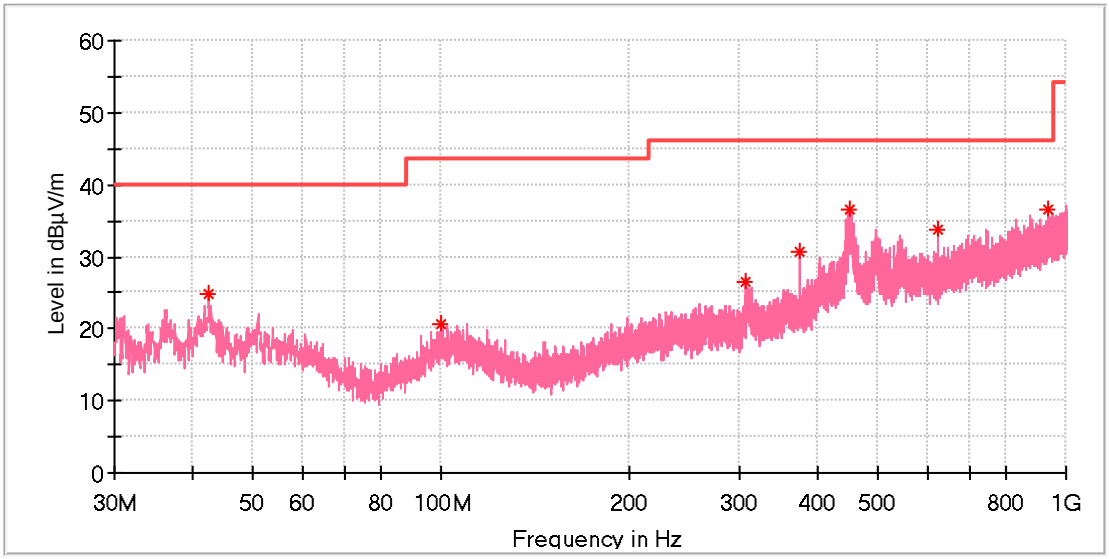

Critical_Freqs

Frequency (MHz)	MaxPeak (dBµV/m)	Limit (dBµV/m)	Margin (dB)	Height (cm)	Pol	Azimuth (deg)	Corr. (dB/m)
42.423462	24.75	40.00	15.25	100.0	V	256.0	-19.6
100.138462	20.62	43.50	22.88	100.0	V	19.0	-19.1
307.643846	26.51	46.00	19.49	100.0	V	265.0	-16.1
374.984231	30.64	46.00	15.36	100.0	V	337.0	-14.3
451.166539	36.57	46.00	9.43	100.0	V	296.0	-12.7
625.020385	33.86	46.00	12.14	100.0	V	358.0	-9.2
934.450385	36.53	46.00	9.47	100.0	V	148.0	-4.4

Final_Result

Frequency (MHz)	QuasiPeak (dBµV/m)	Limit (dBµV/m)	Margin (dB)	Height (cm)	Pol	Azimuth (deg)	Corr. (dB/m)
---	---	---	---	---		---	---

EUT Information

EUT Name:	POS Terminal
Model:	C20DS
Test Mode:	NFC
Order No/Sample No:	168531160/A003911736-001
Test Voltage:	Adaptor
Remark:	Temp 22 Humi:52%
Test Standard:	RSS-210
Tested By:	Kei Zhang
Reviewed By:	Terry Yin

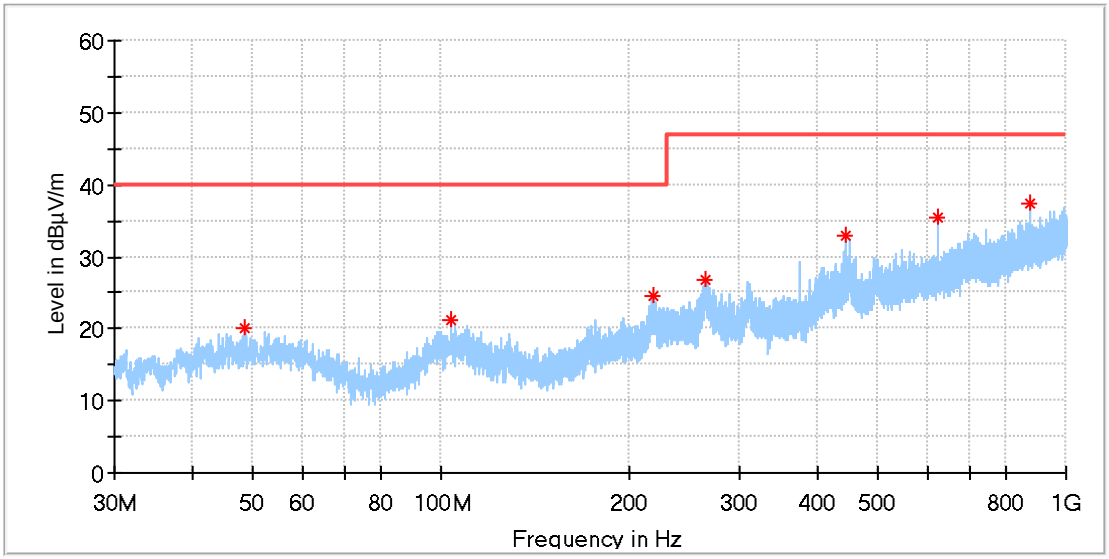

Critical_Freqs

Frequency (MHz)	MaxPeak (dBµV/m)	Limit (dBµV/m)	Margin (dB)	Height (cm)	Pol	Azimuth (deg)	Corr. (dB/m)
48.653846	20.12	40.00	19.88	100.0	H	89.0	-18.5
103.458846	21.32	40.00	18.68	100.0	H	357.0	-19.0
218.590385	24.69	40.00	15.31	100.0	H	0.0	-18.7
265.187692	26.79	47.00	20.21	100.0	H	208.0	-17.0
445.495769	33.04	47.00	13.96	100.0	H	342.0	-12.9
625.020385	35.44	47.00	11.56	100.0	H	278.0	-9.2
875.019231	37.31	47.00	9.69	100.0	H	334.0	-5.1

Final_Result

Frequency (MHz)	QuasiPeak (dBµV/m)	Limit (dBµV/m)	Margin (dB)	Height (cm)	Pol	Azimuth (deg)	Corr. (dB/m)
---	---	---	---	---		---	---

EUT Information

EUT Name:	POS Terminal
Model:	C20DS
Test Mode:	NFC
Order No/Sample No:	168531160/A003911736-001
Test Voltage:	Adaptor
Remark:	Temp 22 Humi:52%
Test Standard:	RSS-210
Tested By:	Kei Zhang
Reviewed By:	Terry Yin

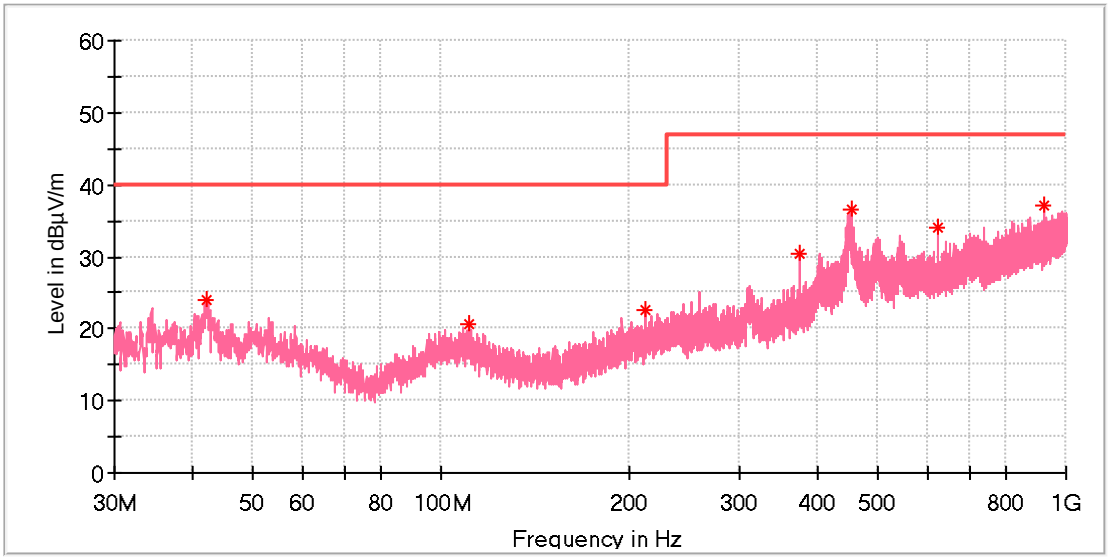

Critical_Freqs

Frequency (MHz)	MaxPeak (dBµV/m)	Limit (dBµV/m)	Margin (dB)	Height (cm)	Pol	Azimuth (deg)	Corr. (dB/m)
42.274231	24.01	40.00	15.99	100.0	V	20.0	-19.6
110.771154	20.63	40.00	19.37	100.0	V	119.0	-19.3
211.501923	22.62	40.00	17.38	100.0	V	281.0	-18.8
374.984231	30.46	47.00	16.54	100.0	V	247.0	-14.3
452.546923	36.61	47.00	10.39	100.0	V	304.0	-12.7
625.020385	34.02	47.00	12.98	100.0	V	0.0	-9.2
919.527308	36.98	47.00	10.02	100.0	V	20.0	-4.6

Final_Result

Frequency (MHz)	QuasiPeak (dBµV/m)	Limit (dBµV/m)	Margin (dB)	Height (cm)	Pol	Azimuth (deg)	Corr. (dB/m)
---	---	---	---	---		---	---

Appendix A.5: Test Results of Conducted Emissions on AC Mains

EUT Information

EUT Name:	POS Terminal
Order Number:	168531160 60
Model:	C20DS
Test Mode:	NFC
Test Voltage:	AC 120V/60Hz
Test Standard:	FCC Part 15C
Test By:/Review By:	Dawn Shen/ Shower Dai
Tem./Hum./Pressure:	24.0°C/50.4%/101kPa
Remark:	SR3

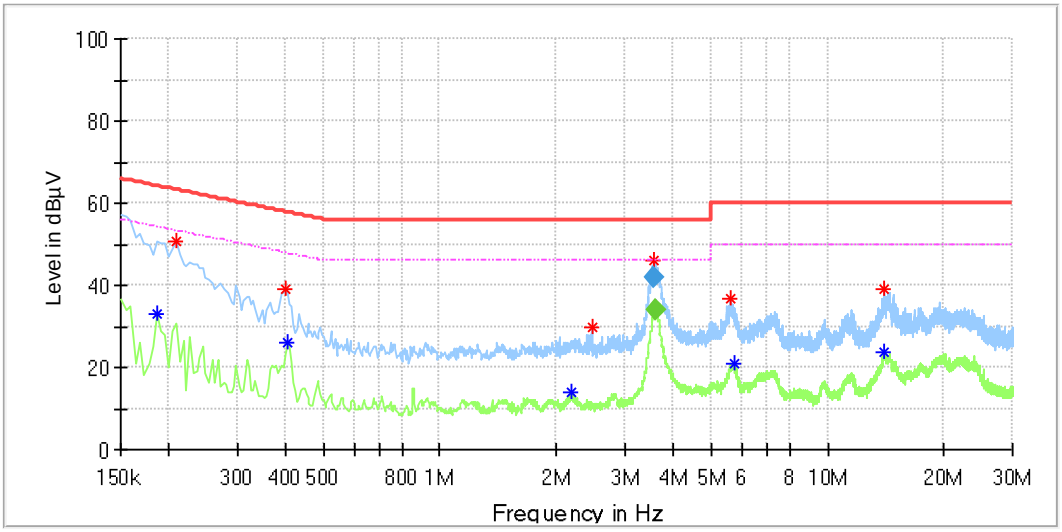

Critical_Freqs

Frequency (MHz)	MaxPeak (dBµV)	Average (dBµV)	Limit (dBµV)	Margin (dB)	Line	Corr. (dB)
0.186000	---	32.97	54.21	21.25	L1	9.8
0.208500	50.69	---	63.27	12.58	L1	9.8
0.397500	38.97	---	57.91	18.93	L1	9.9
0.406500	---	26.16	47.72	21.56	L1	9.9
2.188500	---	13.93	46.00	32.07	L1	10.1
2.463000	29.86	---	56.00	26.14	L1	10.1
3.556000	46.07	---	56.00	9.93	L1	10.1
3.592500	---	34.50	46.00	11.50	L1	10.1
5.622000	36.89	---	60.00	23.11	L1	10.2
5.743500	---	20.79	50.00	29.21	L1	10.2
14.037000	39.10	---	60.00	20.90	L1	10.2
14.059500	---	23.94	50.00	26.06	L1	10.2

Final_Result

Frequency (MHz)	QuasiPeak (dBµV)	Average (dBµV)	Limit (dBµV)	Margin (dB)	Meas. Time (ms)	Bandwidth (kHz)	Line	Corr. (dB)
3.556000	42.00	---	56.00	14.00	1000.0	9.000	L1	10.1
3.592500	---	34.17	46.00	11.83	1000.0	9.000	L1	10.1

EUT Information

EUT Name:	POS Terminal
Order Number:	168531160 60
Model:	C20DS
Test Mode:	NFC
Test Voltage:	AC 120V/60Hz
Test Standard:	FCC Part 15C
Test By:/Review By:	Dawn Shen/ Shower Dai
Tem./Hum./Pressure:	24.0°C/50.4%/101kPa
Remark:	SR3

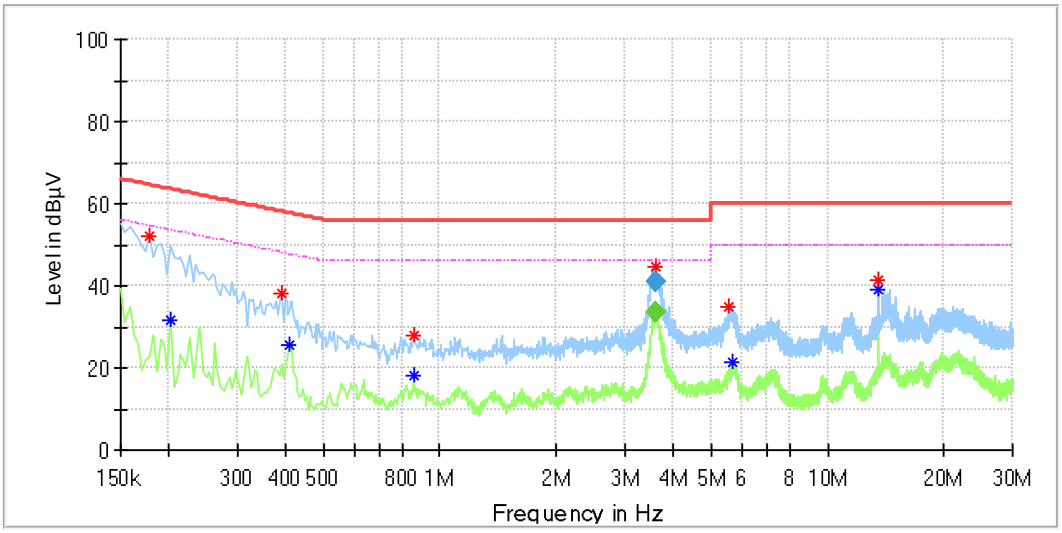

Critical_Freqs

Frequency (MHz)	MaxPeak (dBµV)	Average (dBµV)	Limit (dBµV)	Margin (dB)	Line	Corr. (dB)
0.178000	52.30	---	64.58	12.28	N	9.7
0.202000	---	31.85	53.53	21.68	N	9.7
0.390000	37.93	---	58.06	20.13	N	9.7
0.410000	---	25.37	47.65	22.28	N	9.7
0.854000	---	18.08	46.00	27.92	N	9.7
0.854000	28.00	---	56.00	28.00	N	9.7
3.597500	---	33.75	46.00	12.25	N	9.8
3.597500	44.58	---	56.00	11.42	N	9.8
5.578000	34.95	---	60.00	25.05	N	9.8
5.666000	---	21.25	50.00	28.75	N	9.8
13.562000	---	38.85	50.00	11.15	N	9.9
13.562000	41.44	---	60.00	18.56	N	9.9

Final_Result

Frequency (MHz)	QuasiPeak (dBµV)	Average (dBµV)	Limit (dBµV)	Margin (dB)	Meas. Time (ms)	Bandwidth (kHz)	Line	Corr. (dB)
3.597500	---	33.35	46.00	12.65	1000.0	9.000	N	9.8
3.597500	41.00	---	56.00	15.00	1000.0	9.000	N	9.8