TEST SETUP PHOTOGRAPHS

Conducted Emissions front View–Model: M20



Conducted Emissions side View–Model: M20



Radiated Emission 9k-30MHz Parallel View–Model: M20



Radiated Emission 9k-30MHz Perpendicular View–Model: M20



Radiated Emission 9k-30MHz Ground-parallel View–Model: M20



Radiated Emission 30M-1GHz View–Model: M20



Radiated Emission 9k-30MHz Parallel View–Model: M20SE

Radiated Emission 9k-30MHz Perpendicular View–Model: M20SE

Radiated Emission 9k-30MHz Ground-parallel View–Model: M20SE

Radiated Emission 30M-1GHz View–Model: M20SE



Radiated Emission 1-18GHz View–Model: M20

Radiated Emission Above 18-25GHz View–Model: M20



Radiated Emission 1-18GHz View–Model: M20SE

Radiated Emission Above 18-25GHz View–Model: M20SE