Mode	21	
	Band Edge - L	
	U-NII-2A_5.25-5.35_802.11n HT40_CH54_5270MHz	
ANT	SISO	
Pol.	Vertical	Fundamental
Peak	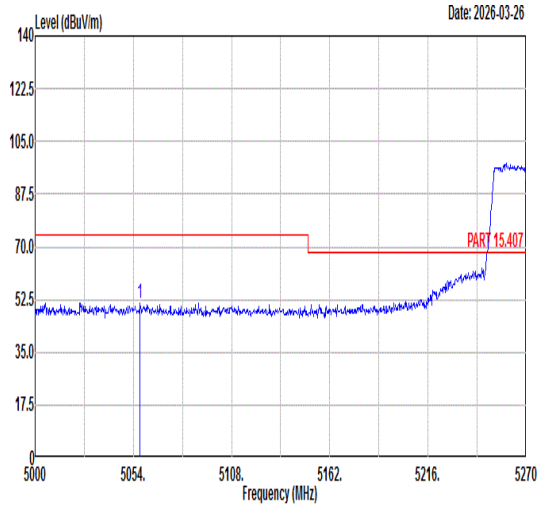 Freq Level Limit Line Margin (dB) Read Level Ant Factor Cable Loss Preamp Factor APos TPos Remark MHz dBuV/m dBuV/m dBuV dB/m dB dB cm deg 1 5057.78 51.40 74.00 -22.60 41.29 35.23 8.37 33.49 100 305 PEAK	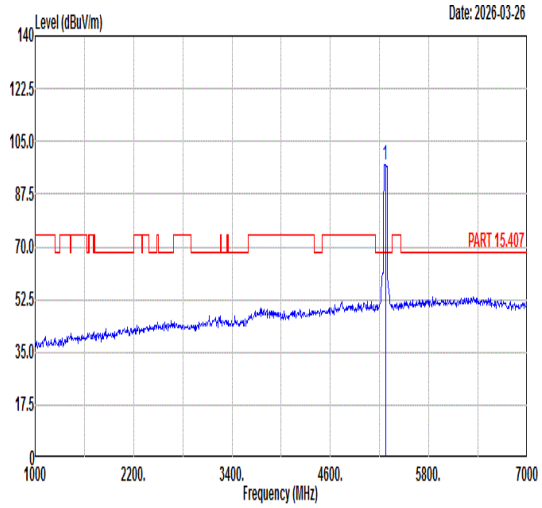 Freq Level Limit Line Margin (dB) Read Level Ant Factor Cable Loss Preamp Factor APos TPos Remark MHz dBuV/m dBuV/m dBuV dB/m dB dB cm deg 1 5270.00 97.31 ------ ------ 86.44 35.36 8.96 33.45 100 305 PEAK
Avg	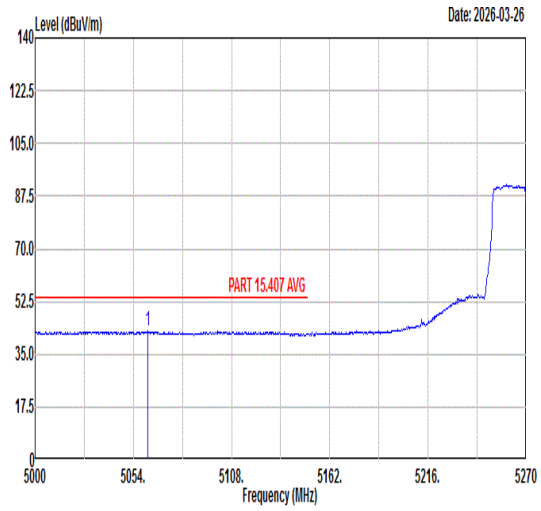 Freq Level Limit Line Margin (dB) Read Level Ant Factor Cable Loss Preamp Factor APos TPos Remark MHz dBuV/m dBuV/m dBuV dB/m dB dB cm deg 1 5062.10 42.68 54.00 -11.32 32.56 35.24 8.37 33.49 100 305 AVERAGE	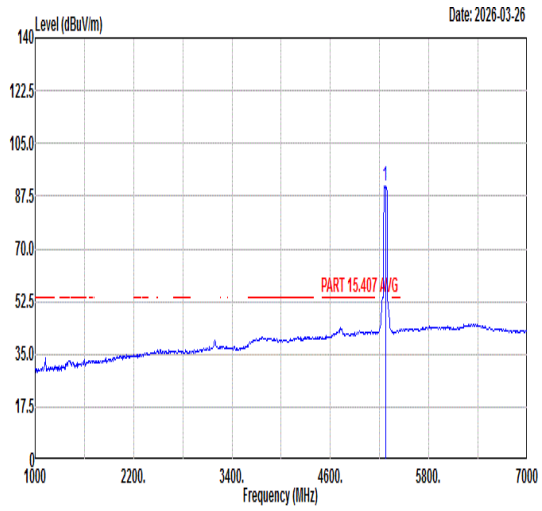 Freq Level Limit Line Margin (dB) Read Level Ant Factor Cable Loss Preamp Factor APos TPos Remark MHz dBuV/m dBuV/m dBuV dB/m dB dB cm deg 1 5270.00 90.95 ------ ------ 80.14 35.36 8.90 33.45 100 305 AVERAGE

Mode	21	
	Band Edge - R	
	U-NII-2A_5.25-5.35_802.11n HT40_CH54_5270MHz	
ANT	SISO	
Pol.	Vertical	Fundamental
Peak	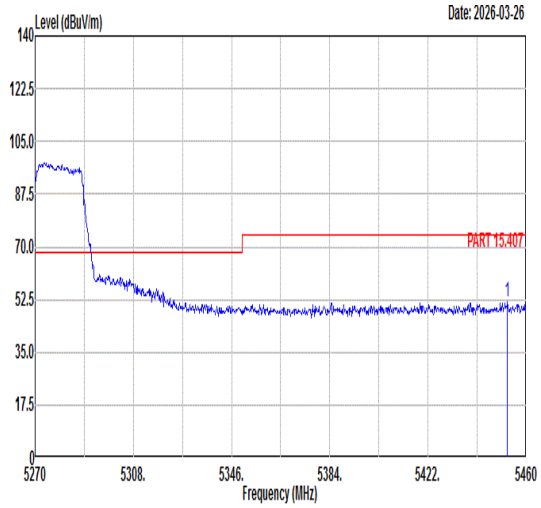 Freq Level Limit Line Margin (dB) Read Level Ant Factor Cable Loss Preamp Factor APos TPos Remark MHz dBuV/m dBuV/m dBuV dB/m dB dB cm deg 1 5452.78 51.93 74.00 -22.07 40.19 35.47 9.68 33.41 100 305 PEAK	Blank
Avg	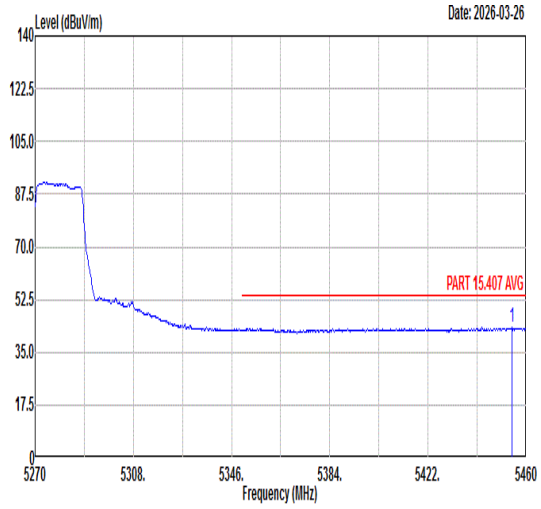 Freq Level Limit Line Margin (dB) Read Level Ant Factor Cable Loss Preamp Factor APos TPos Remark MHz dBuV/m dBuV/m dBuV dB/m dB dB cm deg 1 5454.49 43.15 54.00 -10.85 31.41 35.47 9.68 33.41 100 305 AVERAGE	Blank

Mode	22	
	Band Edge - L	
	U-NII-2A_5.25-5.35_802.11n HT40_CH62_5310MHz	
ANT	SISO	
Pol.	Horizontal	Fundamental
Peak	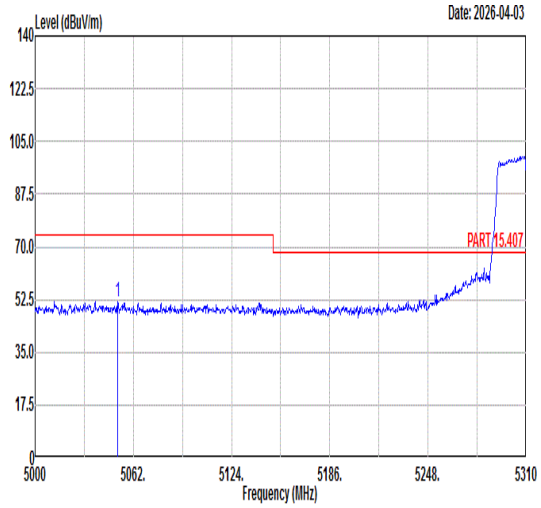 Freq Level Limit Line Margin (dB) Read Level Ant Factor Cable Loss Preamp Factor APos TPos Remark MHz dBuV/m dBuV/m dBuV dB/m dB dB cm deg 1 5052.08 51.81 74.00 -22.19 41.72 35.23 8.35 33.49 100 317 PEAK	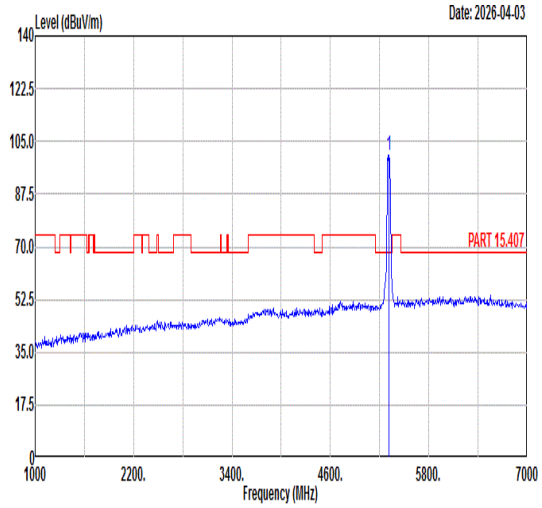 Freq Level Limit Line Margin (dB) Read Level Ant Factor Cable Loss Preamp Factor APos TPos Remark MHz dBuV/m dBuV/m dBuV dB/m dB dB cm deg 1 5310.00 100.51 ------ ------ 89.38 35.39 9.18 33.44 100 317 PEAK
Avg	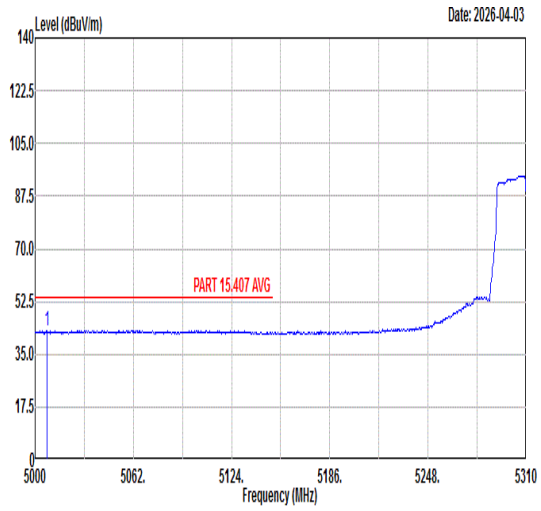 Freq Level Limit Line Margin (dB) Read Level Ant Factor Cable Loss Preamp Factor APos TPos Remark MHz dBuV/m dBuV/m dBuV dB/m dB dB cm deg 1 5007.44 42.92 54.00 -11.08 32.90 35.20 8.32 33.50 100 317 AVERAGE	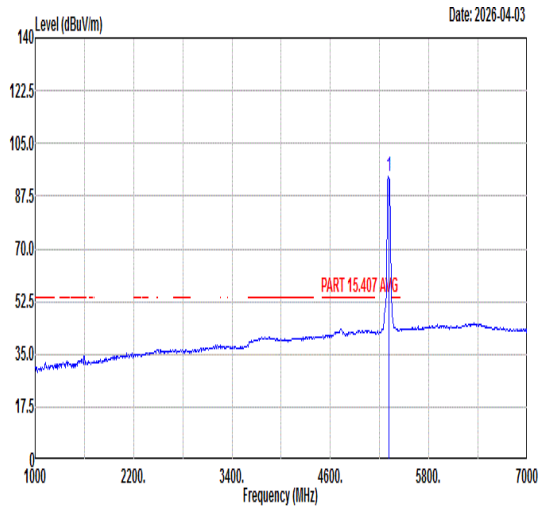 Freq Level Limit Line Margin (dB) Read Level Ant Factor Cable Loss Preamp Factor APos TPos Remark MHz dBuV/m dBuV/m dBuV dB/m dB dB cm deg 1 5310.00 94.00 ------ ------ 82.91 35.38 9.15 33.44 100 317 AVERAGE

Mode	22	
	Band Edge - R	
	U-NII-2A_5.25-5.35_802.11n HT40_CH62_5310MHz	
ANT	SISO	
Pol.	Horizontal	Fundamental
Peak	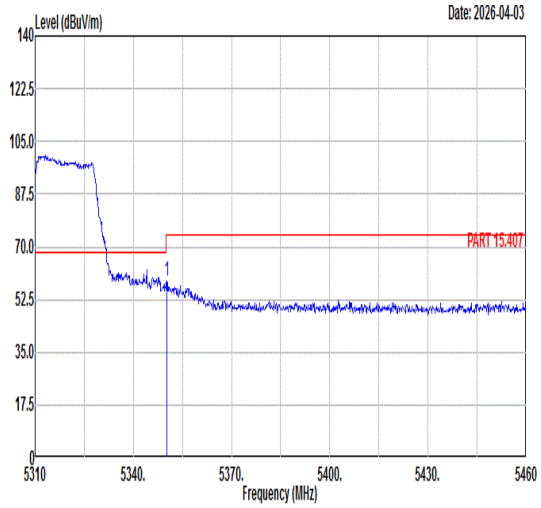 Freq Level Limit Line Margin (dB) Read Level Ant Factor Cable Loss Preamp Factor APos TPos Remark MHz dBuV/m dBuV/m dBuV dB/m dB dB cm deg 1 5350.20 58.54 74.00 -15.46 47.19 35.41 9.37 33.43 100 317 PEAK	Blank
Avg	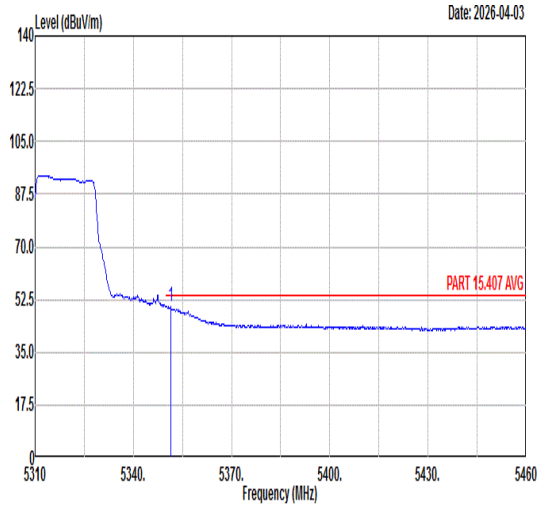 Freq Level Limit Line Margin (dB) Read Level Ant Factor Cable Loss Preamp Factor APos TPos Remark MHz dBuV/m dBuV/m dBuV dB/m dB dB cm deg 1 5351.40 50.23 54.00 -3.77 38.88 35.41 9.37 33.43 100 317 AVERAGE	Blank

Mode	22	
	Band Edge - L	
	U-NII-2A_5.25-5.35_802.11n HT40_CH62_5310MHz	
ANT	SISO	
Pol.	Vertical	Fundamental
Peak	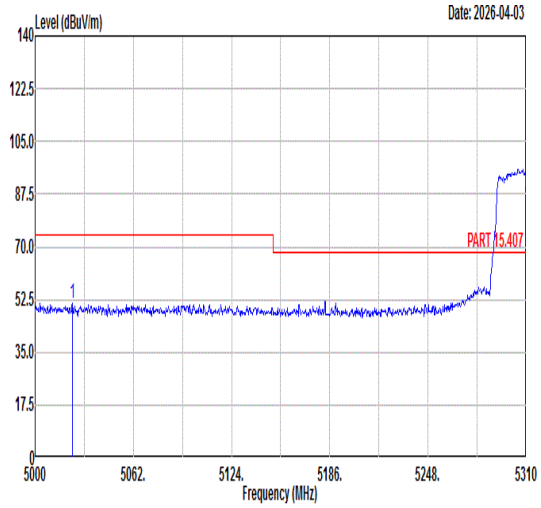 Freq Level Limit Line Margin (dB) Read Level Ant Factor Cable Loss Preamp Factor APos TPos Remark MHz dBuV/m dBuV/m dBuV dB/m dB dB cm deg 1 5023.56 51.33 74.00 -22.67 41.32 35.21 8.30 33.50 100 262 PEAK	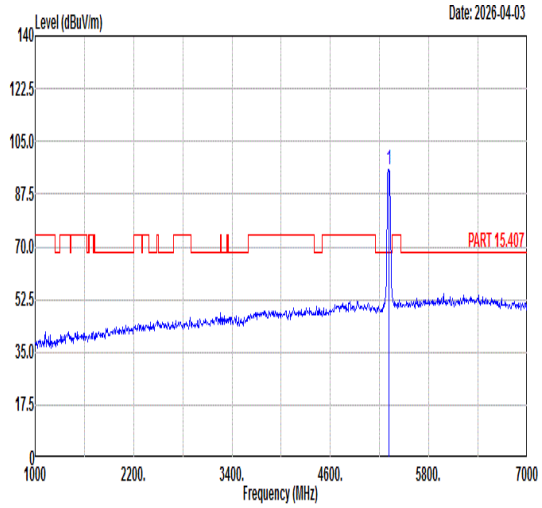 Freq Level Limit Line Margin (dB) Read Level Ant Factor Cable Loss Preamp Factor APos TPos Remark MHz dBuV/m dBuV/m dBuV dB/m dB dB cm deg 1 5310.00 95.88 ------ ------ 84.79 35.38 9.15 33.44 100 262 PEAK
Avg	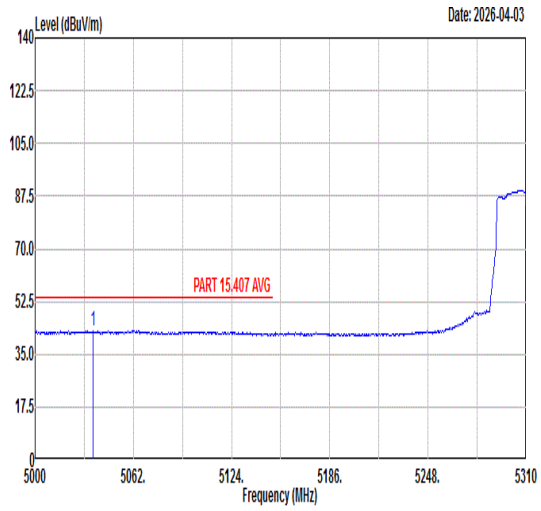 Freq Level Limit Line Margin (dB) Read Level Ant Factor Cable Loss Preamp Factor APos TPos Remark MHz dBuV/m dBuV/m dBuV dB/m dB dB cm deg 1 5036.58 42.88 54.00 -11.12 32.82 35.22 8.33 33.49 100 262 AVERAGE	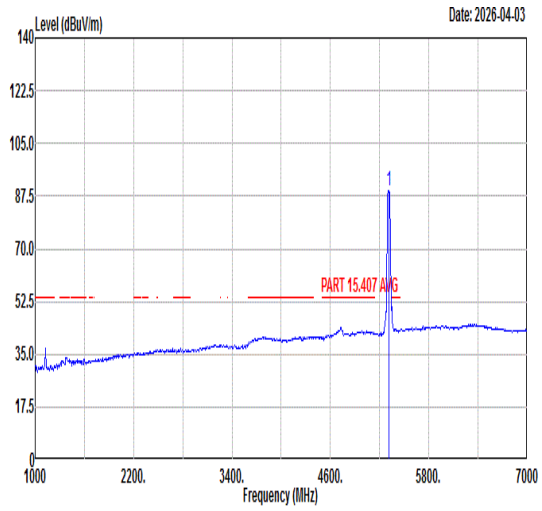 Freq Level Limit Line Margin (dB) Read Level Ant Factor Cable Loss Preamp Factor APos TPos Remark MHz dBuV/m dBuV/m dBuV dB/m dB dB cm deg 1 5310.00 89.31 ------ ------ 78.18 35.39 9.18 33.44 100 262 AVERAGE

Mode	22	
	Band Edge - R	
	U-NII-2A_5.25-5.35_802.11n HT40_CH62_5310MHz	
ANT	SISO	
Pol.	Vertical	Fundamental
Peak	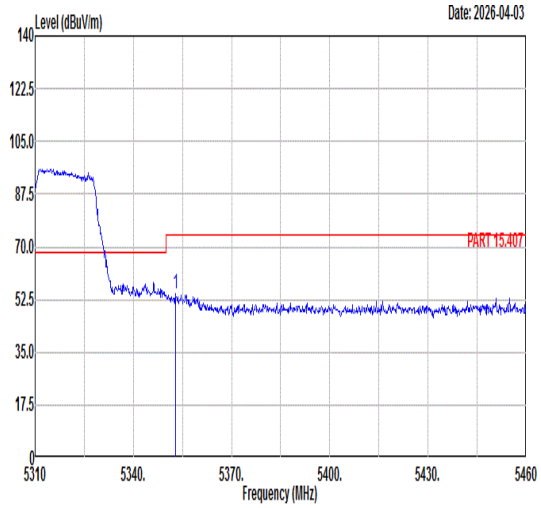 Freq Level Limit Line Margin (dB) Read Level Ant Factor Cable Loss Preamp Factor APos TPos Remark MHz dBuV/m dBuV/m dBuV dB/m dB dB cm deg 1 5352.90 54.34 74.00 -19.66 42.98 35.41 9.38 33.43 100 262 PEAK	Blank
Avg	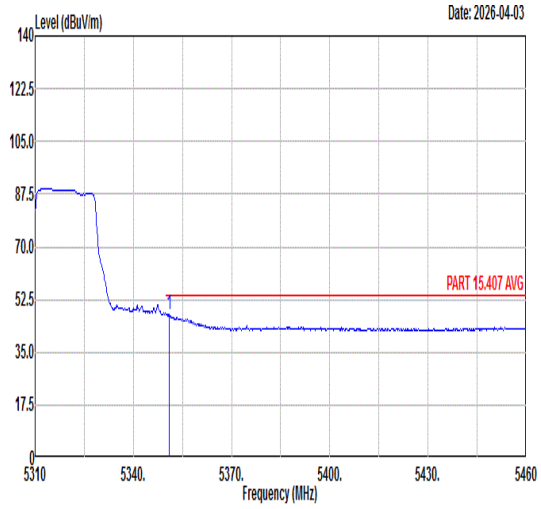 Freq Level Limit Line Margin (dB) Read Level Ant Factor Cable Loss Preamp Factor APos TPos Remark MHz dBuV/m dBuV/m dBuV dB/m dB dB cm deg 1 5350.95 47.78 54.00 -6.22 36.43 35.41 9.37 33.43 100 262 AVERAGE	Blank

Mode	23	
	Band Edge - L	
	U-NII-2C_5.47-5.725_802.11n HT40_CH102_5510MHz	
ANT	SISO	
Pol.	Horizontal	Fundamental
Peak	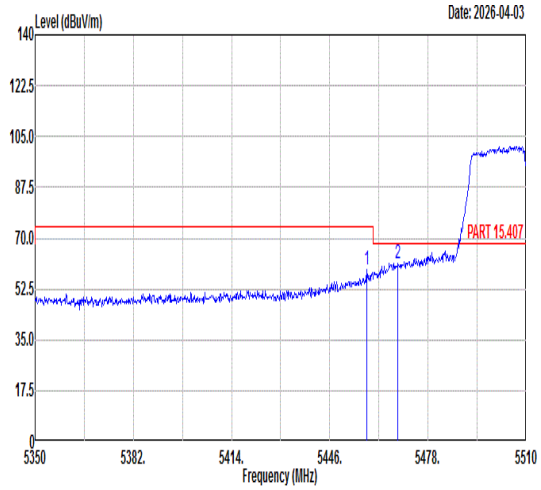 Freq Level Limit Line Margin (dB) Read Level Ant Factor Cable Loss Preamp Factor APos TPos Remark MHz dBuV/m dBuV/m dBuV dB/m dB dB cm deg 1 5458.16 59.16 74.00 -14.84 47.41 35.47 9.69 33.41 100 320 PEAK 2 5468.24 61.51 68.30 -6.79 49.75 35.48 9.69 33.41 100 320 PEAK	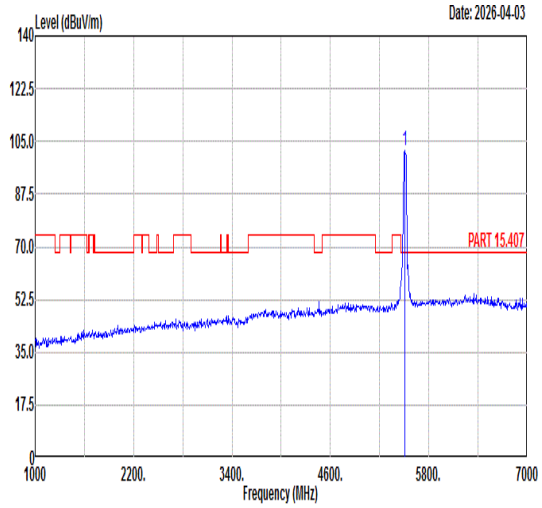 Freq Level Limit Line Margin (dB) Read Level Ant Factor Cable Loss Preamp Factor APos TPos Remark MHz dBuV/m dBuV/m dBuV dB/m dB dB cm deg 1 5510.00 101.85 ------ ------ 90.03 35.51 9.71 33.40 100 320 PEAK
Avg	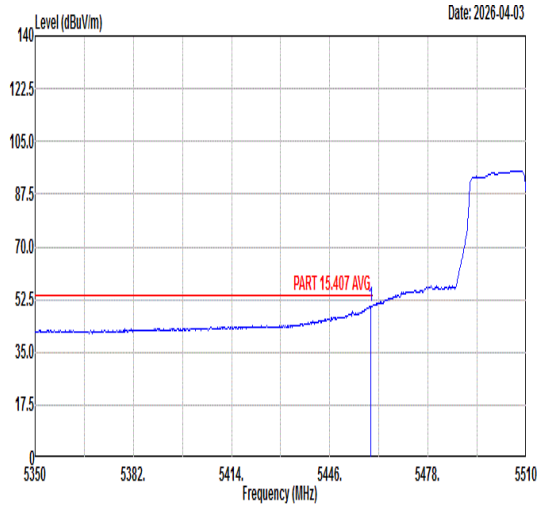 Freq Level Limit Line Margin (dB) Read Level Ant Factor Cable Loss Preamp Factor APos TPos Remark MHz dBuV/m dBuV/m dBuV dB/m dB dB cm deg 1 5459.44 50.36 54.00 -3.64 38.60 35.48 9.69 33.41 100 320 AVERAGE	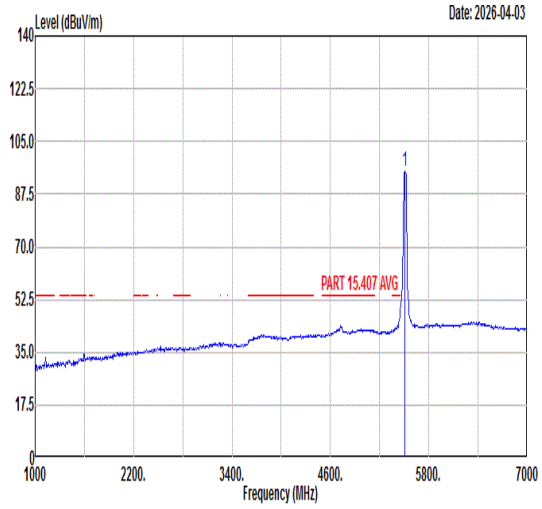 Freq Level Limit Line Margin (dB) Read Level Ant Factor Cable Loss Preamp Factor APos TPos Remark MHz dBuV/m dBuV/m dBuV dB/m dB dB cm deg 1 5510.00 95.30 ------ ------ 83.48 35.51 9.71 33.40 100 320 AVERAGE

Mode	23	
	Band Edge - R	
	U-NII-2C_5.47-5.725_802.11n HT40_CH102_5510MHz	
ANT	SISO	
Pol.	Horizontal	Fundamental
Peak	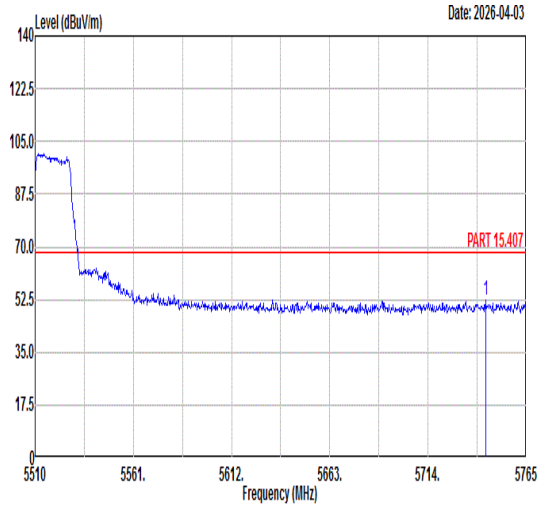 Freq Level Limit Line Margin (dB) Read Level Ant Factor Cable Loss Preamp Factor APos TPos Remark MHz dBuV/m dBuV/m dBuV dB/m dB dB cm deg 1 5743.84 52.35 68.30 -15.95 39.90 35.84 10.06 33.45 100 320 PEAK	Blank

Mode	23	
	Band Edge - L	
	U-NII-2C_5.47-5.725_802.11n HT40_CH102_5510MHz	
ANT	SISO	
Pol.	Vertical	Fundamental
Peak	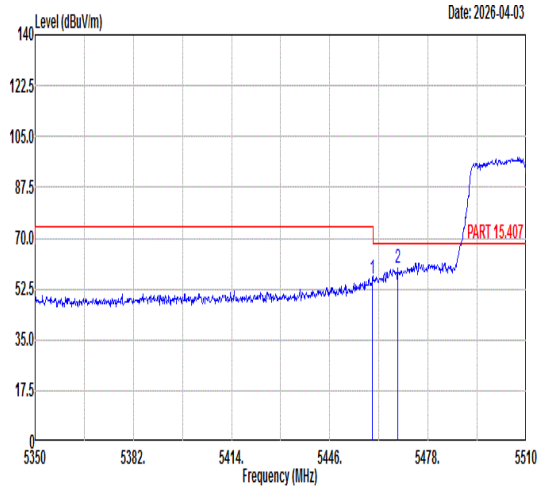 Freq Level Limit Line Margin (dB) Read Level Ant Factor Cable Loss Preamp Factor APos TPos Remark MHz dBuV/m dBuV/m dBuV dB/m dB dB cm deg 1 5459.92 55.97 74.00 -18.03 44.21 35.48 9.69 33.41 100 254 PEAK 2 5468.08 59.90 68.30 -8.40 48.14 35.48 9.69 33.41 100 254 PEAK	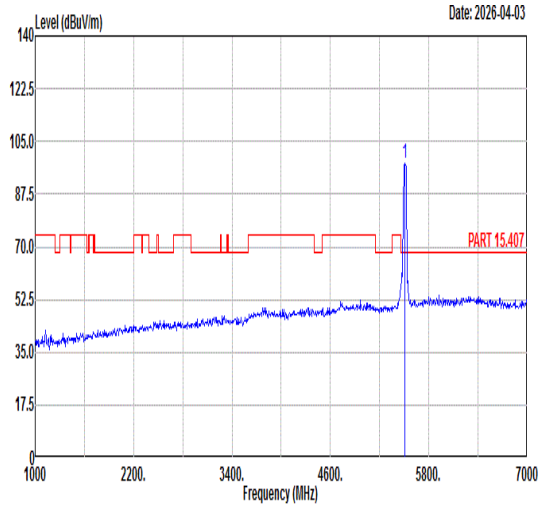 Freq Level Limit Line Margin (dB) Read Level Ant Factor Cable Loss Preamp Factor APos TPos Remark MHz dBuV/m dBuV/m ------ dBuV dB/m dB dB cm deg 1 5510.00 97.85 ------ ------ 86.03 35.51 9.71 33.40 100 254 PEAK
Avg	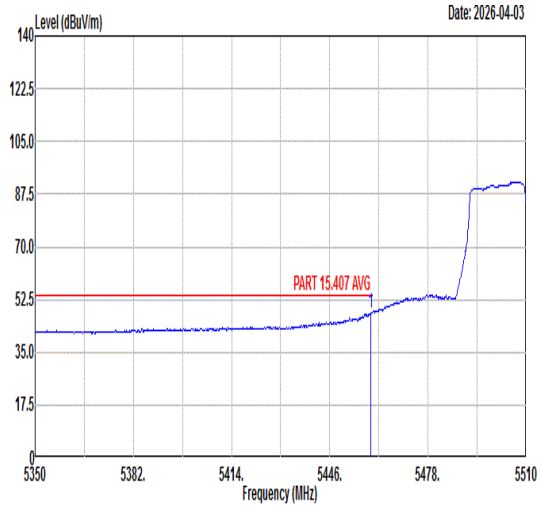 Freq Level Limit Line Margin (dB) Read Level Ant Factor Cable Loss Preamp Factor APos TPos Remark MHz dBuV/m dBuV/m dBuV dB/m dB dB cm deg 1 5459.28 48.15 54.00 -5.85 36.39 35.48 9.69 33.41 100 254 AVERAGE	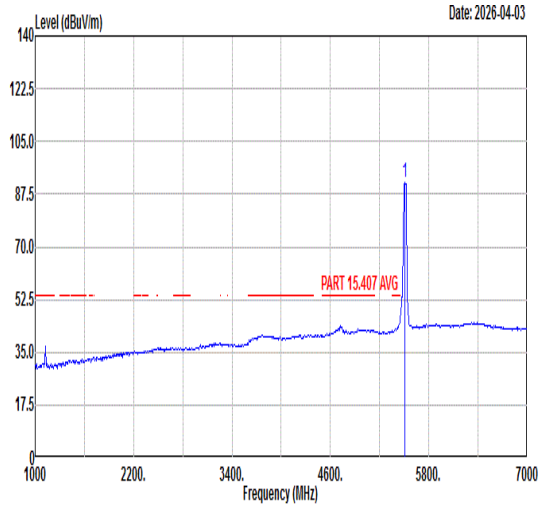 Freq Level Limit Line Margin (dB) Read Level Ant Factor Cable Loss Preamp Factor APos TPos Remark MHz dBuV/m dBuV/m ------ dBuV dB/m dB dB cm deg 1 5510.00 91.65 ------ ------ 79.83 35.51 9.71 33.40 100 254 AVERAGE

Mode	23	
	Band Edge - R	
	U-NII-2C_5.47-5.725_802.11n HT40_CH102_5510MHz	
ANT	SISO	
Pol.	Vertical	Fundamental
Peak	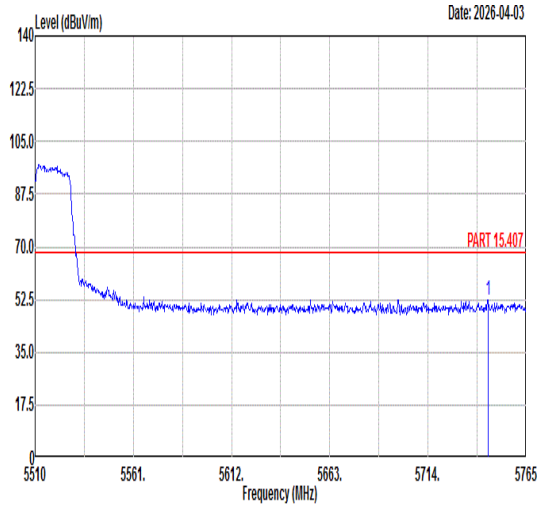 Freq Level Limit Line Margin (dB) Read Level Ant Factor Cable Loss Preamp Factor APos TPos Remark MHz dBuV/m dBuV/m dBuV dB/m dB dB cm deg 1 5745.11 52.22 68.30 -16.08 39.77 35.84 10.06 33.45 100 254 PEAK	Blank

Mode	24	
	Band Edge - L	
	U-NII-2C_5.47-5.725_802.11n HT40_CH134_5670MHz	
ANT	SISO	
Pol.	Horizontal	Fundamental
Peak	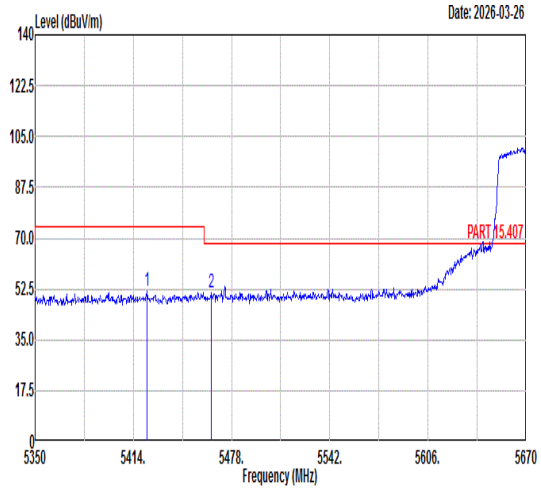 Freq Level Limit Line Margin (dB) Read Level Ant Factor Cable Loss Preamp Factor APos TPos Remark MHz dBuV/m dBuV/m dBuV dB/m dB dB cm deg 1 5422.96 51.60 74.00 -22.40 39.90 35.45 9.67 33.42 307 343 PEAK 2 5464.56 51.09 68.30 -17.21 39.33 35.48 9.69 33.41 307 343 PEAK	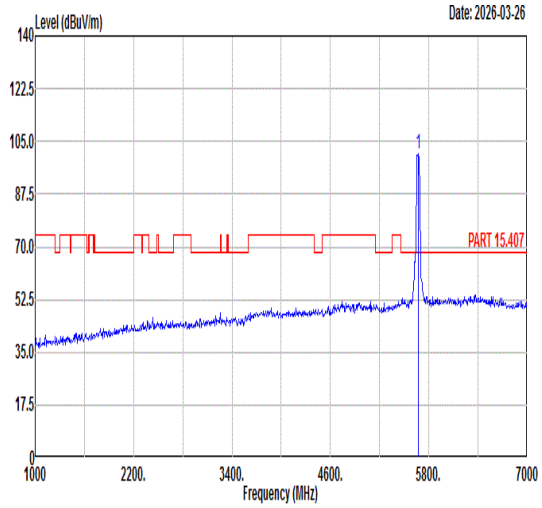 Freq Level Limit Line Margin (dB) Read Level Ant Factor Cable Loss Preamp Factor APos TPos Remark MHz dBuV/m dBuV/m dBuV dB/m dB dB cm deg 1 5670.00 100.74 ------ ------ 88.52 35.74 9.91 33.43 307 343 PEAK
Avg	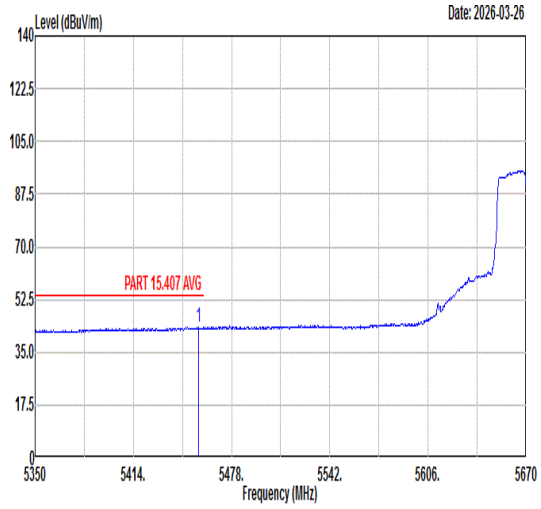 Freq Level Limit Line Margin (dB) Read Level Ant Factor Cable Loss Preamp Factor APos TPos Remark MHz dBuV/m dBuV/m dBuV dB/m dB dB cm deg 1 5456.56 43.31 54.00 -10.69 31.56 35.47 9.69 33.41 307 343 AVERAGE	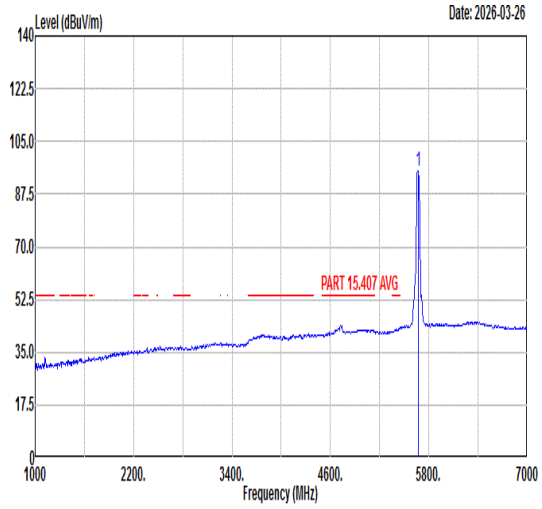 Freq Level Limit Line Margin (dB) Read Level Ant Factor Cable Loss Preamp Factor APos TPos Remark MHz dBuV/m dBuV/m dBuV dB/m dB dB cm deg 1 5670.00 94.99 ------ ------ 82.78 35.74 9.90 33.43 307 343 AVERAGE

Mode	24	
	Band Edge - R	
	U-NII-2C_5.47-5.725_802.11n HT40_CH134_5670MHz	
ANT	SISO	
Pol.	Horizontal	Fundamental
Peak	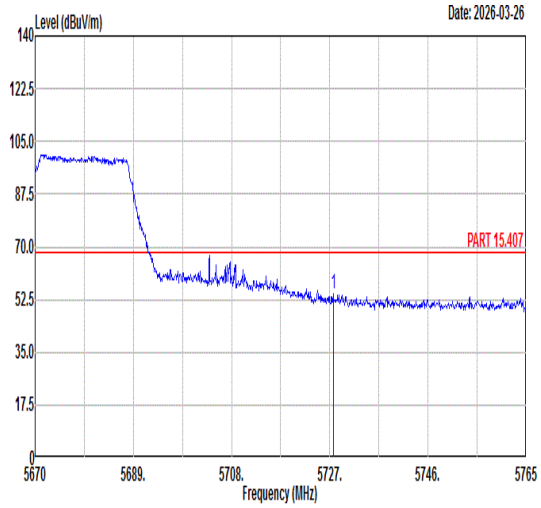 Freq Level Limit Line Margin (dB) Read Level Ant Factor Cable Loss Preamp Factor APos TPos Remark MHz dBuV/m dBuV/m dBuV dB/m dB dB cm deg 1 5727.67 54.16 68.30 -14.14 41.77 35.82 10.02 33.45 307 343 PEAK	Blank

Mode	24	
	Band Edge - L	
	U-NII-2C_5.47-5.725_802.11n HT40_CH134_5670MHz	
ANT	SISO	
Pol.	Vertical	Fundamental
Peak	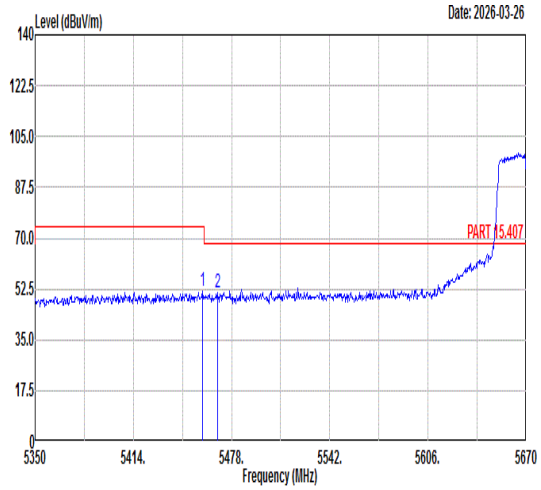 Freq Level Limit Line Margin (dB) Read Level Ant Factor Cable Loss Preamp Factor APos TPos Remark MHz dBuV/m dBuV/m dBuV dB/m dB dB cm deg 1 5459.12 51.64 74.00 -22.36 39.88 35.48 9.69 33.41 354 341 PEAK 2 5468.72 51.20 68.30 -17.10 39.44 35.48 9.69 33.41 354 341 PEAK	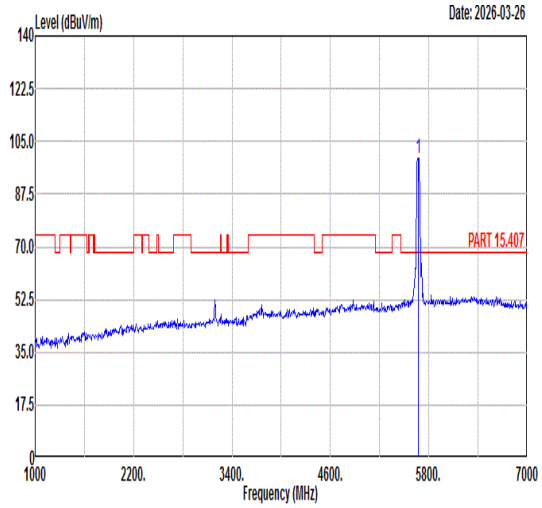 Freq Level Limit Line Margin (dB) Read Level Ant Factor Cable Loss Preamp Factor APos TPos Remark MHz dBuV/m dBuV/m dBuV dB/m dB dB cm deg 1 5670.00 99.24 ------ ------ 87.05 35.73 9.89 33.43 354 341 PEAK
Avg	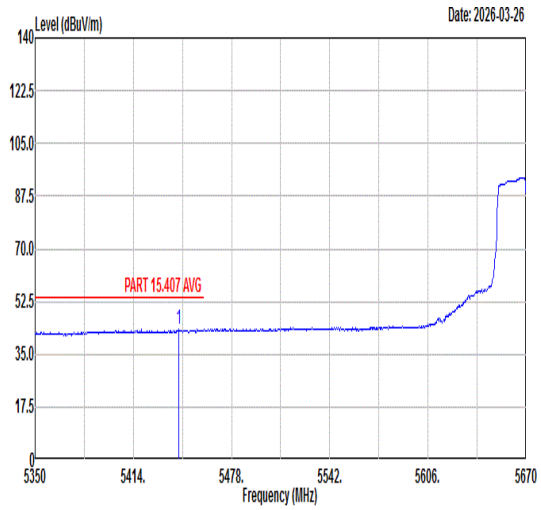 Freq Level Limit Line Margin (dB) Read Level Ant Factor Cable Loss Preamp Factor APos TPos Remark MHz dBuV/m dBuV/m dBuV dB/m dB dB cm deg 1 5443.44 43.20 54.00 -10.80 31.46 35.47 9.68 33.41 354 341 AVERAGE	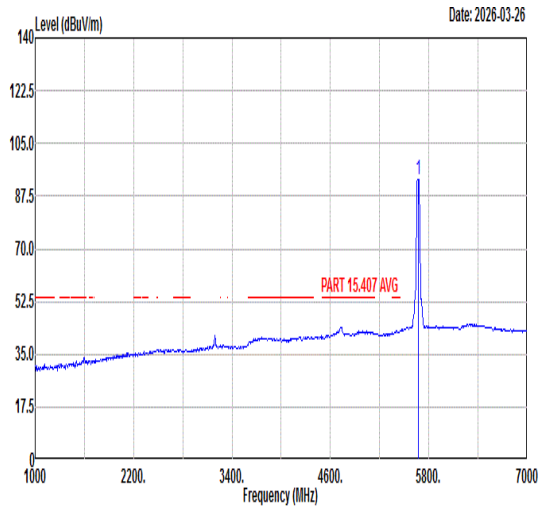 Freq Level Limit Line Margin (dB) Read Level Ant Factor Cable Loss Preamp Factor APos TPos Remark MHz dBuV/m dBuV/m dBuV dB/m dB dB cm deg 1 5670.00 93.21 ------ ------ 81.00 35.74 9.90 33.43 354 341 AVERAGE

Mode	24	
	Band Edge - R	
	U-NII-2C_5.47-5.725_802.11n HT40_CH134_5670MHz	
ANT	SISO	
Pol.	Vertical	Fundamental
Peak	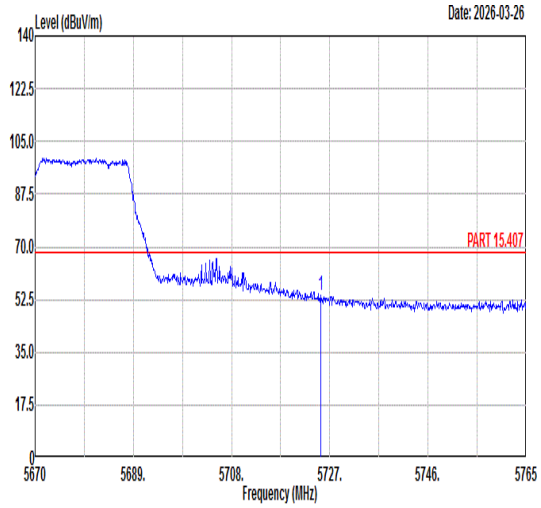 Freq Level Limit Line Margin (dB) Read Level Ant Factor Cable Loss Preamp Factor APos TPos Remark MHz dBuV/m dBuV/m dBuV dB/m dB dB cm deg 1 5725.20 53.65 68.30 -14.65 41.26 35.82 10.02 33.45 354 341 PEAK	Blank

Mode	25	
	Band Edge - L	
	U-NII-1_5.15-5.25_802.11ac VHT80_CH42_5210MHz	
ANT	SISO	
Pol.	Horizontal	Fundamental
Peak	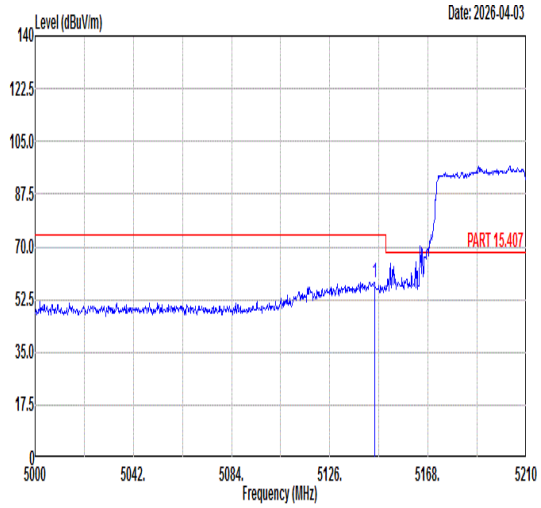 Freq Level Limit Line Margin (dB) Read Level Ant Factor Cable Loss Preamp Factor APos TPos Remark MHz dBuV/m dBuV/m dBuV dB/m dB dB cm deg 1 5145.11 58.20 74.00 -15.80 47.85 35.29 8.53 33.47 100 317 PEAK	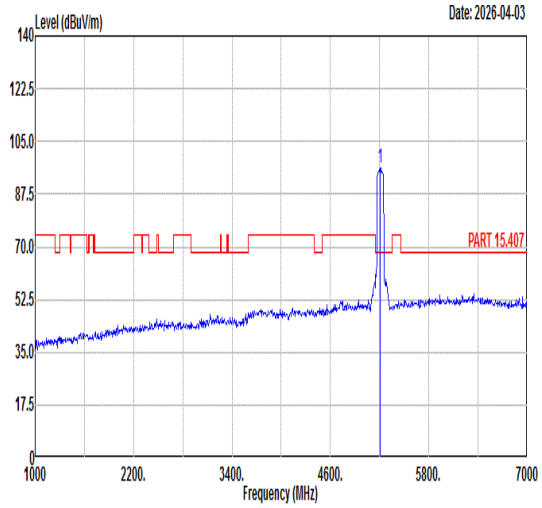 Freq Level Limit Line Margin (dB) Read Level Ant Factor Cable Loss Preamp Factor APos TPos Remark MHz dBuV/m dBuV/m dBuV dB/m dB dB cm deg 1 5210.00 96.19 ------ ------ 85.69 35.32 8.64 33.46 100 317 PEAK
Avg	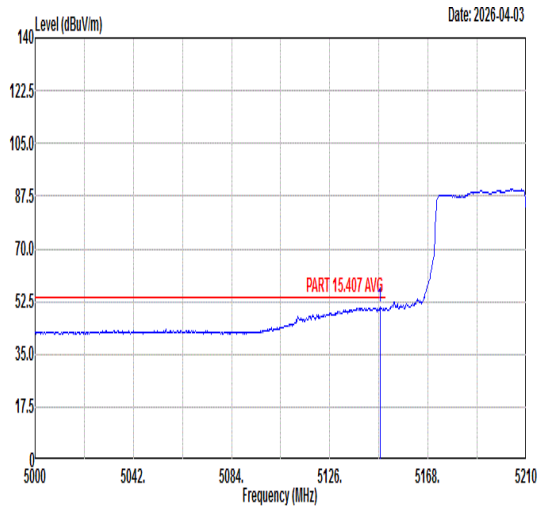 Freq Level Limit Line Margin (dB) Read Level Ant Factor Cable Loss Preamp Factor APos TPos Remark MHz dBuV/m dBuV/m dBuV dB/m dB dB cm deg 1 5147.42 50.47 54.00 -3.53 40.12 35.29 8.53 33.47 100 317 AVERAGE	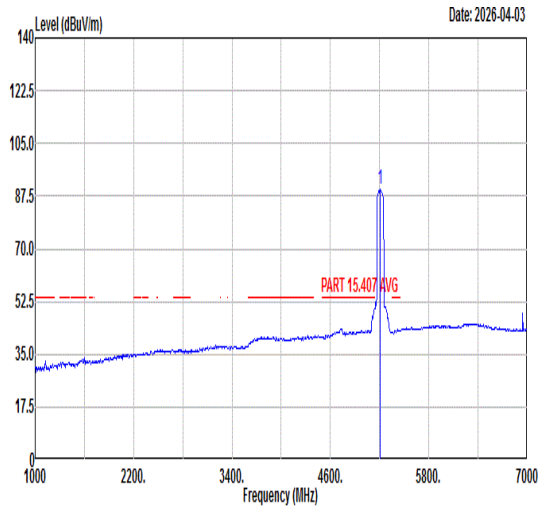 Freq Level Limit Line Margin (dB) Read Level Ant Factor Cable Loss Preamp Factor APos TPos Remark MHz dBuV/m dBuV/m dBuV dB/m dB dB cm deg 1 5210.00 89.58 ------ ------ 79.08 35.32 8.64 33.46 100 317 AVERAGE

Mode	25	
	Band Edge - R	
	U-NII-1_5.15-5.25_802.11ac VHT80_CH42_5210MHz	
ANT	SISO	
Pol.	Horizontal	Fundamental
Peak	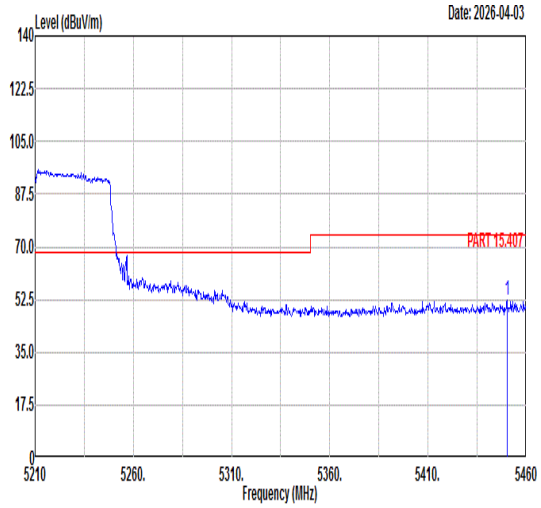 Freq Level Limit Line Margin (dB) Read Level Ant Factor Cable Loss Preamp Factor APos TPos Remark MHz dBuV/m dBuV/m dBuV dB/m dB dB cm deg 1 5450.25 52.21 74.00 -21.79 40.47 35.47 9.68 33.41 100 317 PEAK	Blank
Avg	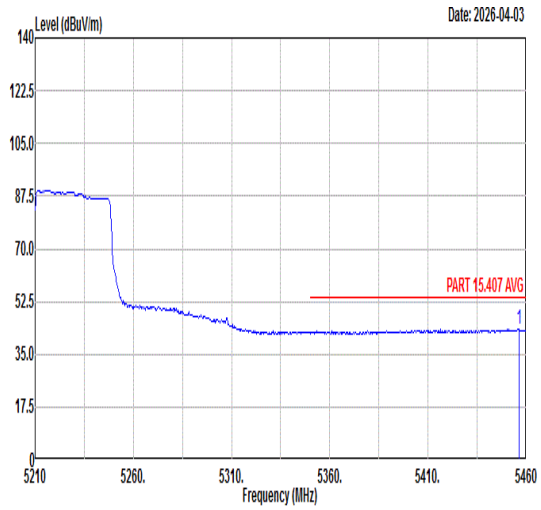 Freq Level Limit Line Margin (dB) Read Level Ant Factor Cable Loss Preamp Factor APos TPos Remark MHz dBuV/m dBuV/m dBuV dB/m dB dB cm deg 1 5456.50 43.22 54.00 -10.78 31.47 35.47 9.69 33.41 100 317 AVERAGE	Blank

Mode	25	
	Band Edge - L	
	U-NII-1_5.15-5.25_802.11ac VHT80_CH42_5210MHz	
ANT	SISO	
Pol.	Vertical	Fundamental
Peak	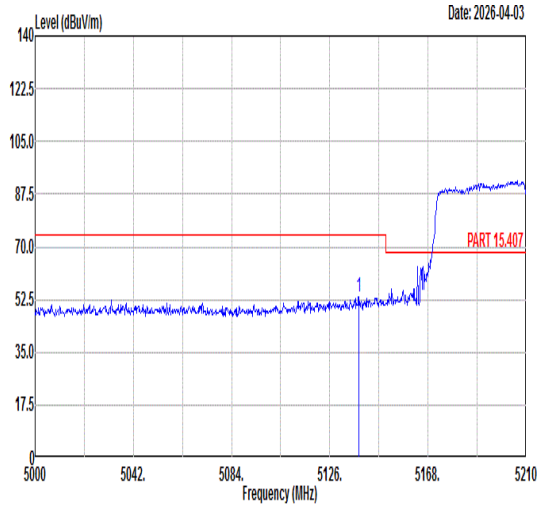 Freq Level Limit Line Margin (dB) Read Level Ant Factor Cable Loss Preamp Factor APos TPos Remark MHz dBuV/m dBuV/m dBuV dB/m dB dB cm deg 1 5138.39 53.23 74.00 -20.77 42.91 35.28 8.51 33.47 100 297 PEAK	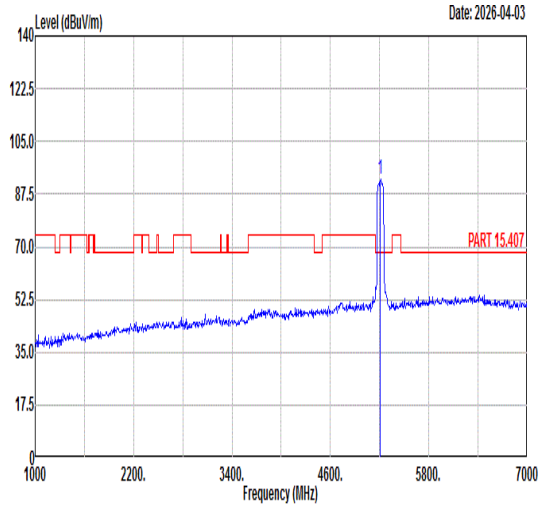 Freq Level Limit Line Margin (dB) Read Level Ant Factor Cable Loss Preamp Factor APos TPos Remark MHz dBuV/m dBuV/m dBuV dB/m dB dB cm deg 1 5210.00 92.63 ------ ------ 82.08 35.33 8.68 33.46 100 297 PEAK
Avg	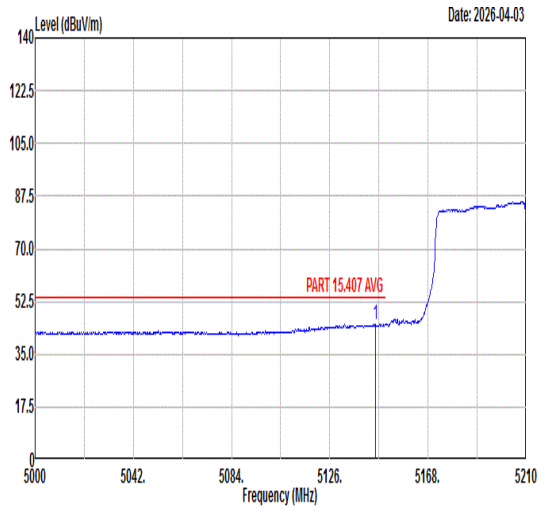 Freq Level Limit Line Margin (dB) Read Level Ant Factor Cable Loss Preamp Factor APos TPos Remark MHz dBuV/m dBuV/m dBuV dB/m dB dB cm deg 1 5145.53 45.09 54.00 -8.91 34.74 35.29 8.53 33.47 100 297 AVERAGE	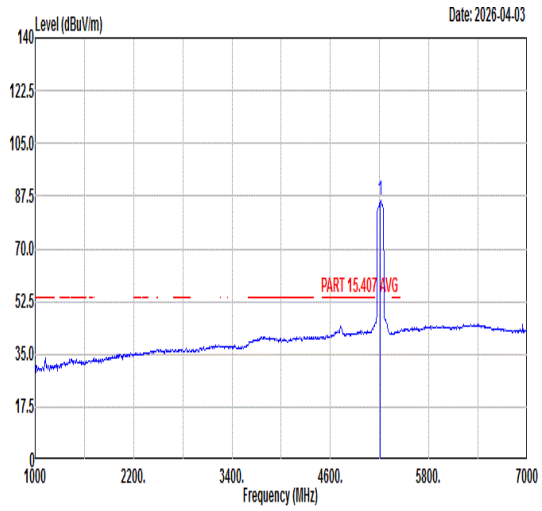 Freq Level Limit Line Margin (dB) Read Level Ant Factor Cable Loss Preamp Factor APos TPos Remark MHz dBuV/m dBuV/m dBuV dB/m dB dB cm deg 1 5210.00 86.17 ------ ------ 75.62 35.33 8.68 33.46 100 297 AVERAGE

Mode	25	
	Band Edge - R	
	U-NII-1_5.15-5.25_802.11ac VHT80_CH42_5210MHz	
ANT	SISO	
Pol.	Vertical	Fundamental
Peak	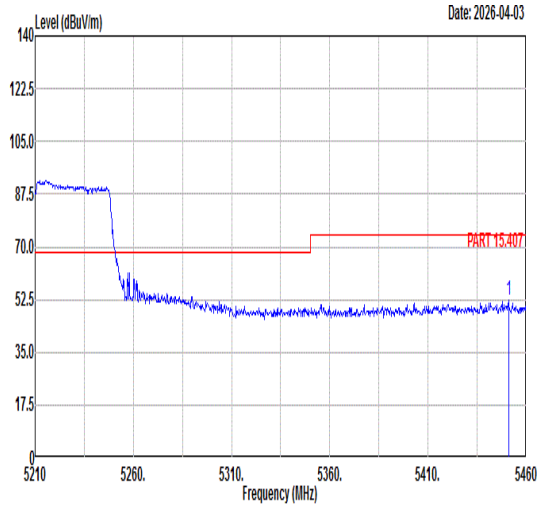 Freq Level Limit Line Margin (dB) Read Level Ant Factor Cable Loss Preamp Factor APos TPos Remark MHz dBuV/m dBuV/m dBuV dB/m dB dB cm deg 1 5451.00 52.06 74.00 -21.94 40.32 35.47 9.68 33.41 100 297 PEAK	Blank
Avg	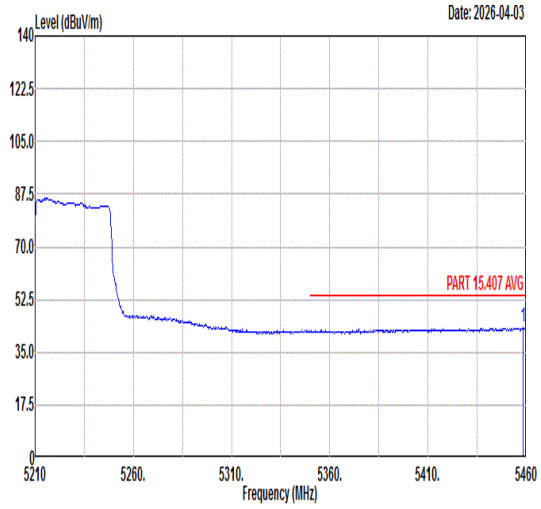 Freq Level Limit Line Margin (dB) Read Level Ant Factor Cable Loss Preamp Factor APos TPos Remark MHz dBuV/m dBuV/m dBuV dB/m dB dB cm deg 1 5458.50 43.06 54.00 -10.94 31.30 35.48 9.69 33.41 100 297 AVERAGE	Blank

Mode	26	
	Band Edge - L	
	U-NII-2A_5.25-5.35_802.11ac VHT80_CH58_5290MHz	
ANT	SISO	
Pol.	Horizontal	Fundamental
Peak	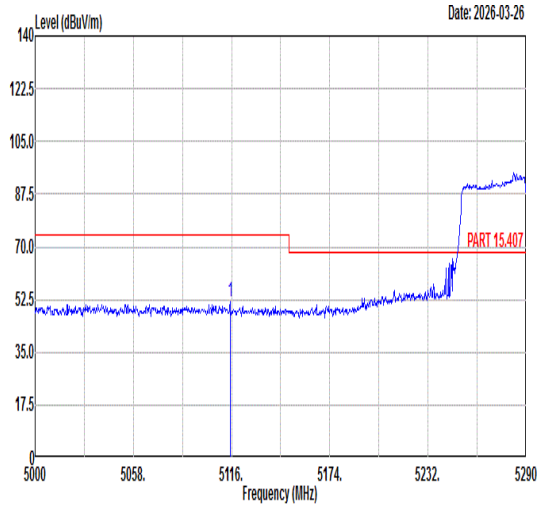 Freq Level Limit Line Margin (dB) Read Level Ant Factor Cable Loss Preamp Factor APos TPos Remark MHz dBuV/m dBuV/m dBuV dB/m dB dB cm deg 1 5115.13 51.68 74.00 -22.32 41.42 35.27 8.47 33.48 100 329 PEAK	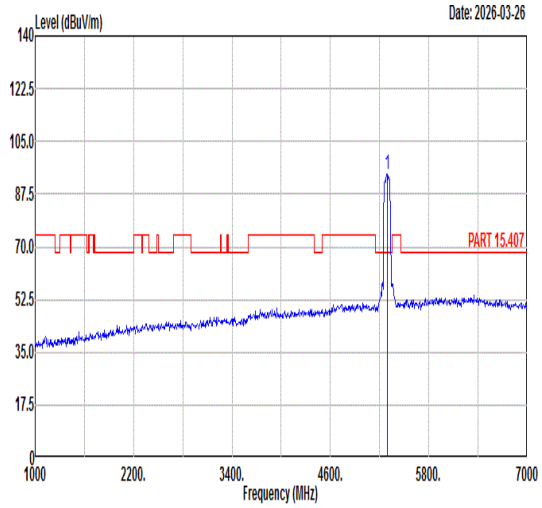 Freq Level Limit Line Margin (dB) Read Level Ant Factor Cable Loss Preamp Factor APos TPos Remark MHz dBuV/m dBuV/m dBuV dB/m dB dB cm deg 1 5290.00 93.99 ------ ------ 83.04 35.37 9.02 33.44 100 329 PEAK
Avg	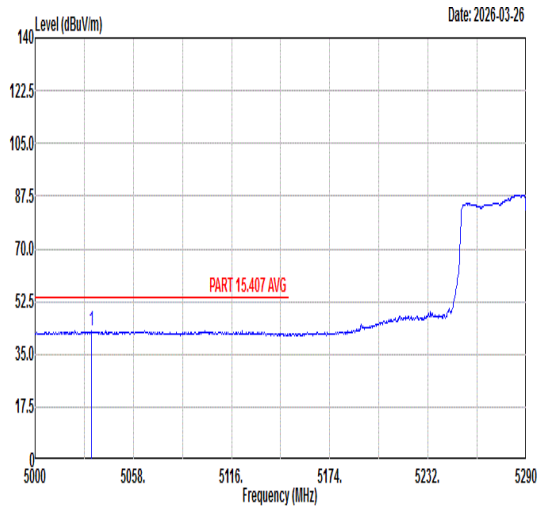 Freq Level Limit Line Margin (dB) Read Level Ant Factor Cable Loss Preamp Factor APos TPos Remark MHz dBuV/m dBuV/m dBuV dB/m dB dB cm deg 1 5033.06 42.96 54.00 -11.04 32.91 35.22 8.32 33.49 100 329 AVERAGE	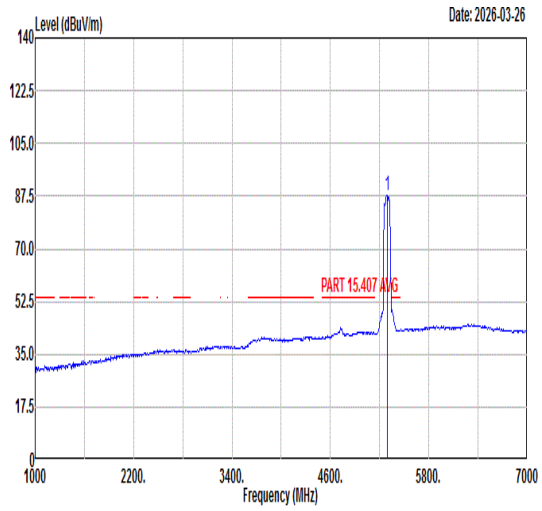 Freq Level Limit Line Margin (dB) Read Level Ant Factor Cable Loss Preamp Factor APos TPos Remark MHz dBuV/m dBuV/m dBuV dB/m dB dB cm deg 1 5290.00 87.69 ------ ------ 76.74 35.37 9.02 33.44 100 329 AVERAGE

Mode	26	
	Band Edge - R	
	U-NII-2A_5.25-5.35_802.11ac VHT80_CH58_5290MHz	
ANT	SISO	
Pol.	Horizontal	Fundamental
Peak	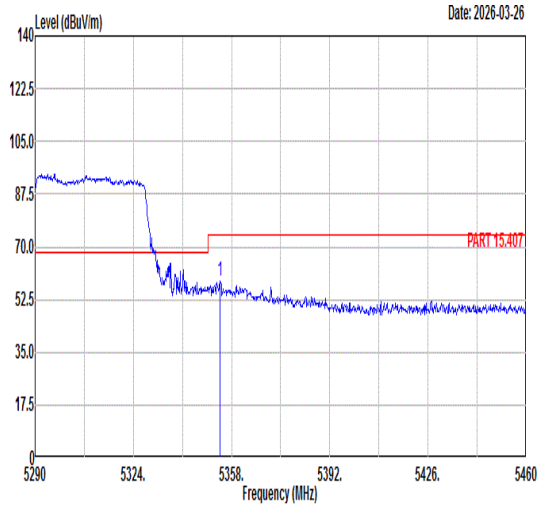 Freq Level Limit Line Margin (dB) Read Level Ant Factor Cable Loss Preamp Factor APos TPos Remark MHz dBuV/m dBuV/m dBuV dB/m dB dB cm deg 1 5354.09 58.65 74.00 -15.35 47.28 35.41 9.39 33.43 100 329 PEAK	Blank
Avg	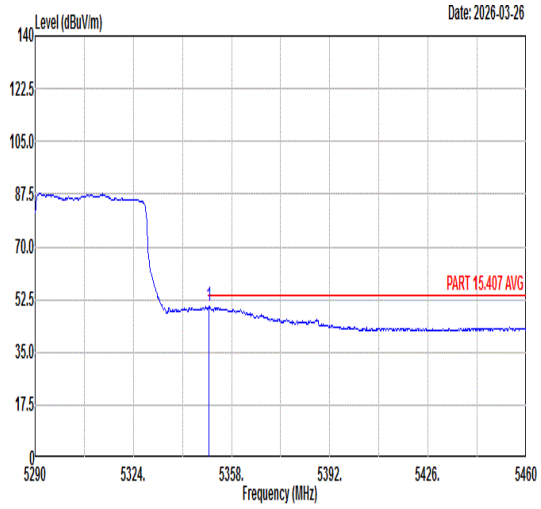 Freq Level Limit Line Margin (dB) Read Level Ant Factor Cable Loss Preamp Factor APos TPos Remark MHz dBuV/m dBuV/m dBuV dB/m dB dB cm deg 1 5350.18 49.98 54.00 -4.02 38.63 35.41 9.37 33.43 100 329 AVERAGE	Blank

Mode	26	
	Band Edge - L	
	U-NII-2A_5.25-5.35_802.11ac VHT80_CH58_5290MHz	
ANT	SISO	
Pol.	Vertical	Fundamental
Peak	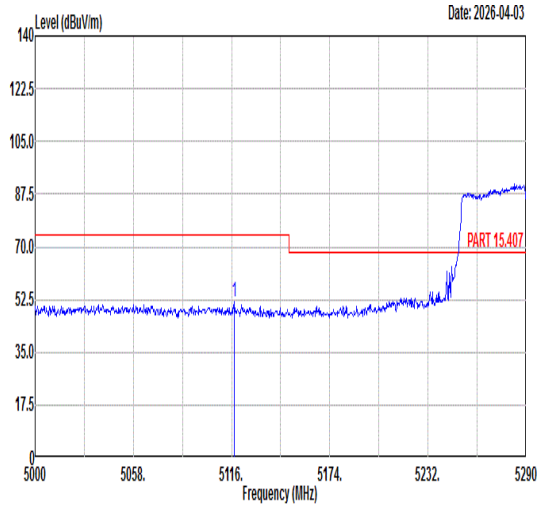 Freq Level Limit Line Margin (dB) Read Level Ant Factor Cable Loss Preamp Factor APos TPos Remark MHz dBuV/m dBuV/m dBuV dB/m dB dB cm deg 1 5117.74 51.96 74.00 -22.04 41.69 35.27 8.48 33.48 120 263 PEAK	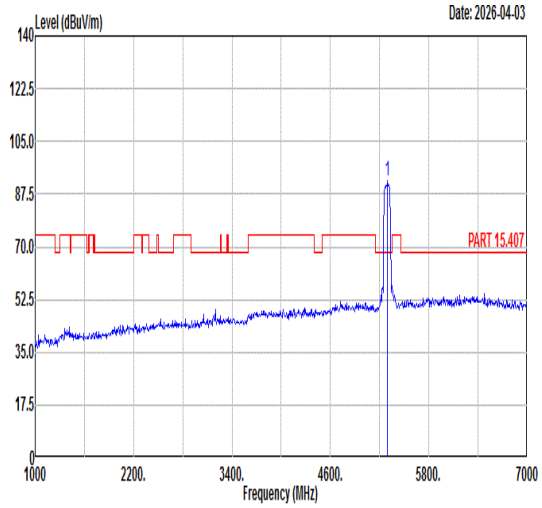 Freq Level Limit Line Margin (dB) Read Level Ant Factor Cable Loss Preamp Factor APos TPos Remark MHz dBuV/m dBuV/m dBuV dB/m dB dB cm deg 1 5290.00 92.04 ------ ------ 81.01 35.38 9.09 33.44 120 263 PEAK
Avg	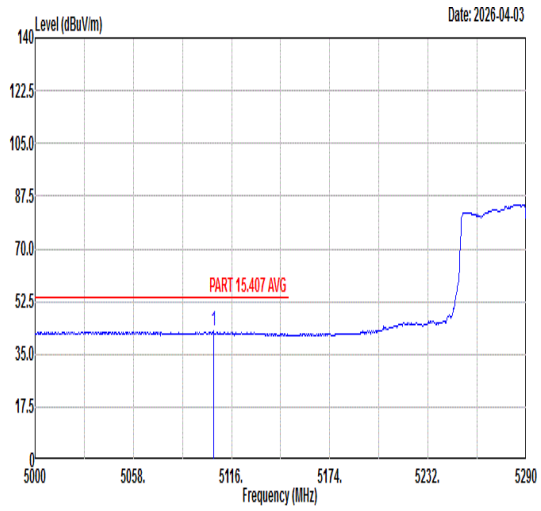 Freq Level Limit Line Margin (dB) Read Level Ant Factor Cable Loss Preamp Factor APos TPos Remark MHz dBuV/m dBuV/m dBuV dB/m dB dB cm deg 1 5105.56 42.58 54.00 -11.42 32.35 35.26 8.45 33.48 120 263 AVERAGE	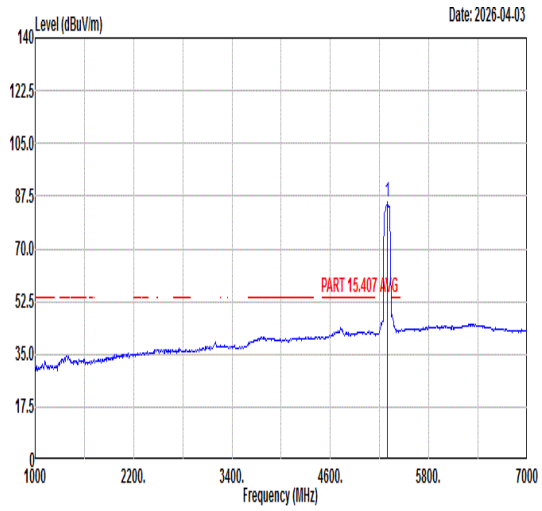 Freq Level Limit Line Margin (dB) Read Level Ant Factor Cable Loss Preamp Factor APos TPos Remark MHz dBuV/m dBuV/m dBuV dB/m dB dB cm deg 1 5290.00 85.39 ------ ------ 74.36 35.38 9.09 33.44 120 263 AVERAGE

Mode	26	
	Band Edge - R	
	U-NII-2A_5.25-5.35_802.11ac VHT80_CH58_5290MHz	
ANT	SISO	
Pol.	Vertical	Fundamental
Peak	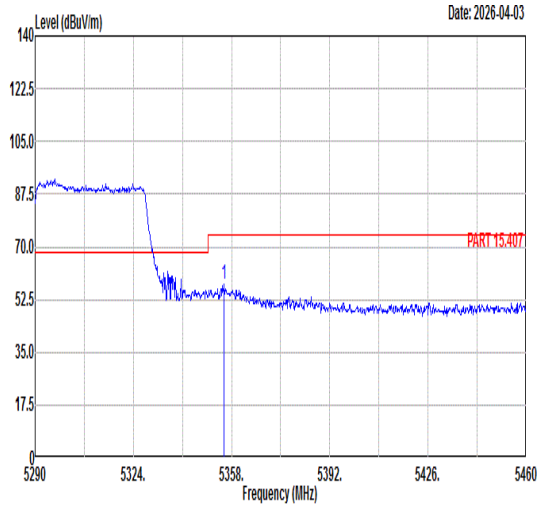 Freq Level Limit Line Margin (dB) Read Level Ant Factor Cable Loss Preamp Factor APos TPos Remark MHz dBuV/m dBuV/m dBuV dB/m dB dB cm deg 1 5355.45 57.32 74.00 -16.68 45.95 35.41 9.39 33.43 120 263 PEAK	Blank
Avg	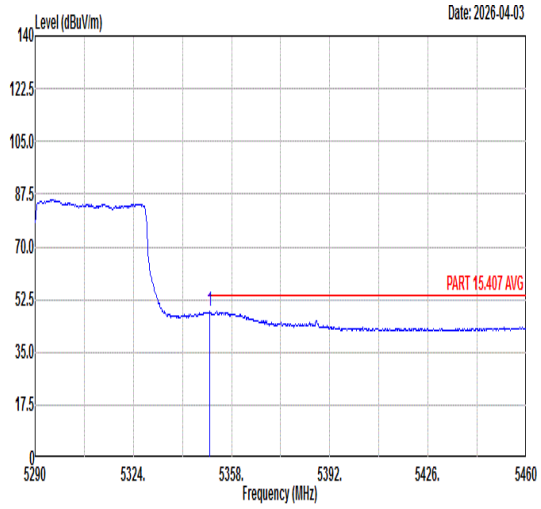 Freq Level Limit Line Margin (dB) Read Level Ant Factor Cable Loss Preamp Factor APos TPos Remark MHz dBuV/m dBuV/m dBuV dB/m dB dB cm deg 1 5350.52 48.43 54.00 -5.57 37.08 35.41 9.37 33.43 120 263 AVERAGE	Blank

Mode	27	
	Band Edge - L	
	U-NII-2C_5.47-5.725_802.11ac VHT80_CH106_5530MHz	
ANT	SISO	
Pol.	Horizontal	Fundamental
Peak	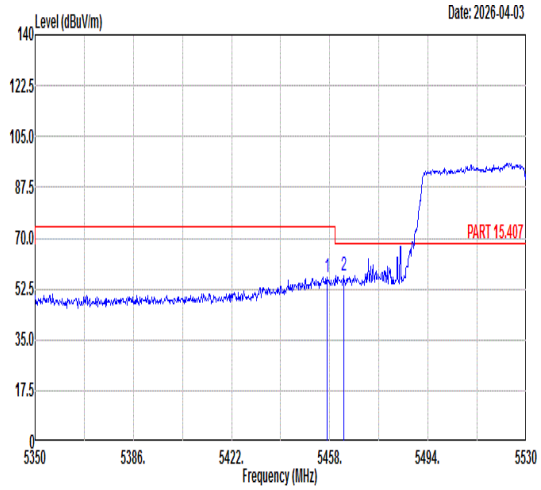 Freq Level Limit Line Margin (dB) Read Level Ant Factor Cable Loss Preamp Factor APos TPos Remark MHz dBuV/m dBuV/m dBuV dB/m dB dB cm deg 1 5456.92 56.70 74.00 -17.30 44.95 35.47 9.69 33.41 100 319 PEAK 2 5463.04 57.27 68.30 -11.03 45.51 35.48 9.69 33.41 100 319 PEAK	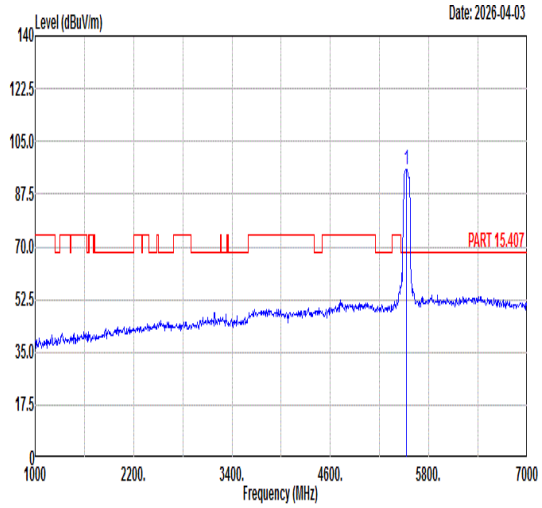 Freq Level Limit Line Margin (dB) Read Level Ant Factor Cable Loss Preamp Factor APos TPos Remark MHz dBuV/m dBuV/m dBuV dB/m dB dB cm deg 1 5530.00 95.60 ------ ------ 83.75 35.53 9.72 33.40 100 319 PEAK
Avg	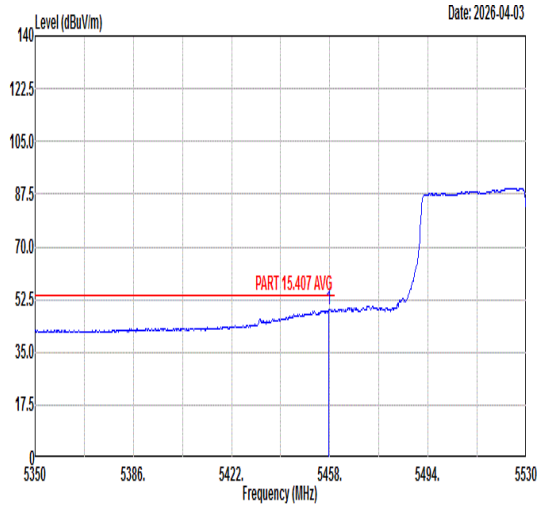 Freq Level Limit Line Margin (dB) Read Level Ant Factor Cable Loss Preamp Factor APos TPos Remark MHz dBuV/m dBuV/m dBuV dB/m dB dB cm deg 1 5457.64 49.29 54.00 -4.71 37.54 35.47 9.69 33.41 100 319 AVERAGE	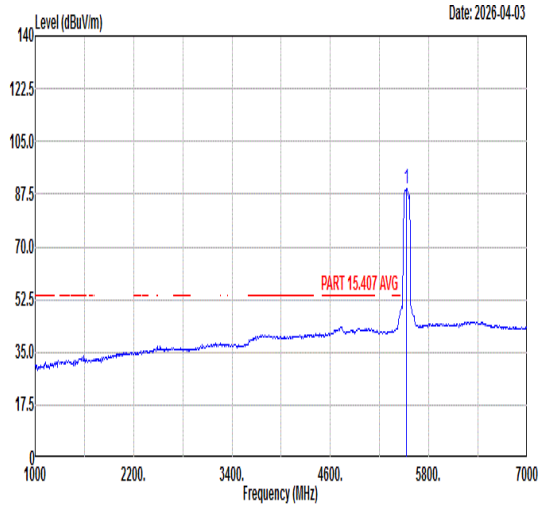 Freq Level Limit Line Margin (dB) Read Level Ant Factor Cable Loss Preamp Factor APos TPos Remark MHz dBuV/m dBuV/m dBuV dB/m dB dB cm deg 1 5530.00 89.53 ------ ------ 77.68 35.53 9.72 33.40 100 319 AVERAGE

Mode	27	
	Band Edge - R	
	U-NII-2C_5.47-5.725_802.11ac VHT80_CH106_5530MHz	
ANT	SISO	
Pol.	Horizontal	Fundamental
Peak	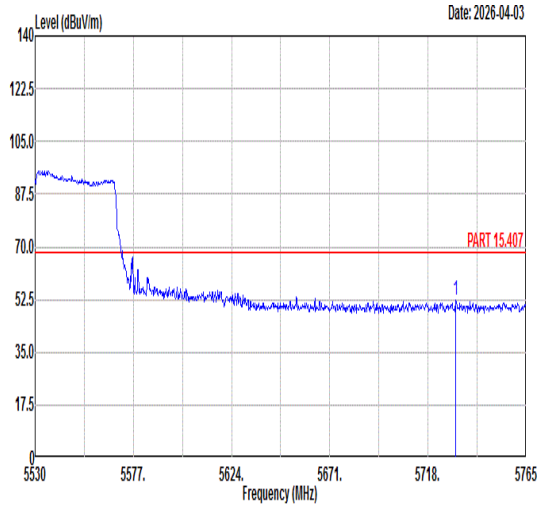 Freq Level Limit Line Margin (dB) Read Level Ant Factor Cable Loss Preamp Factor APos TPos Remark MHz dBuV/m dBuV/m dBuV dB/m dB dB cm deg 1 5731.40 52.10 68.30 -16.20 39.70 35.82 10.03 33.45 100 319 PEAK	Blank

Mode	27	
	Band Edge - L	
	U-NII-2C_5.47-5.725_802.11ac VHT80_CH106_5530MHz	
ANT	SISO	
Pol.	Vertical	Fundamental
Peak	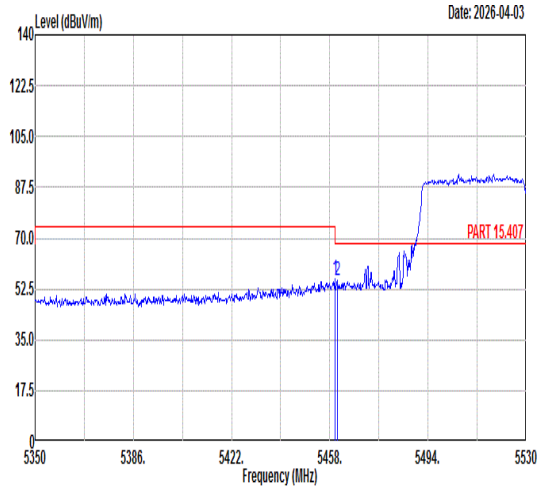 Freq Level Limit Line Margin (dB) Read Level Ant Factor Cable Loss Preamp Factor APos TPos Remark MHz dBuV/m dBuV/m dBuV dB/m dB dB cm deg 1 5459.80 55.83 74.00 -18.17 44.07 35.48 9.69 33.41 105 253 PEAK 2 5460.70 55.33 68.30 -12.97 43.57 35.48 9.69 33.41 105 253 PEAK	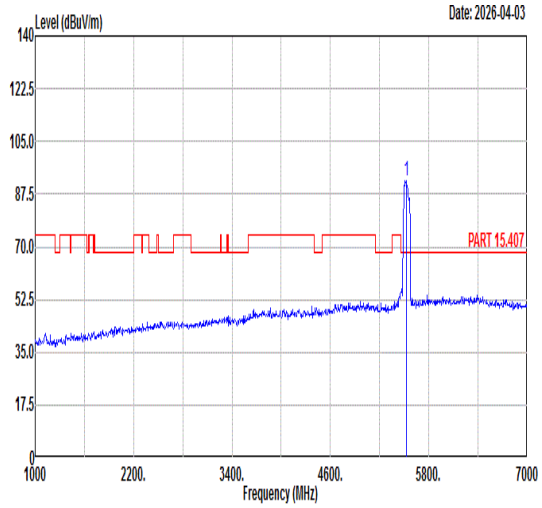 Freq Level Limit Line Margin (dB) Read Level Ant Factor Cable Loss Preamp Factor APos TPos Remark MHz dBuV/m dBuV/m dBuV dB/m dB dB cm deg 1 5530.00 91.77 ------ ------ 79.92 35.53 9.72 33.40 105 253 PEAK
Avg	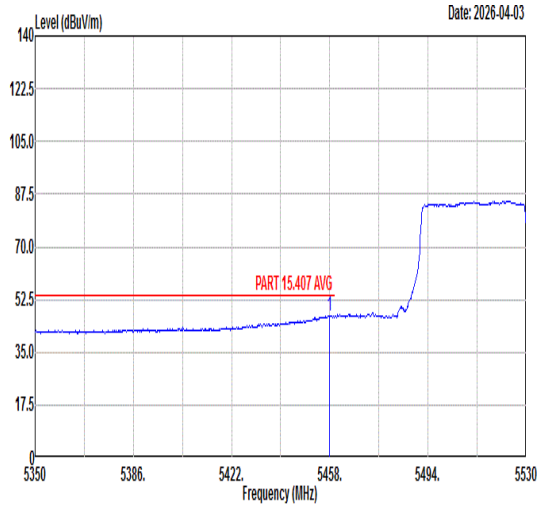 Freq Level Limit Line Margin (dB) Read Level Ant Factor Cable Loss Preamp Factor APos TPos Remark MHz dBuV/m dBuV/m dBuV dB/m dB dB cm deg 1 5458.00 47.12 54.00 -6.88 35.37 35.47 9.69 33.41 105 253 AVERAGE	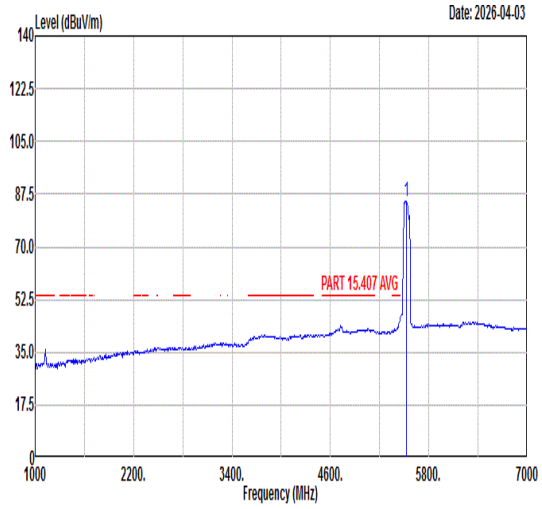 Freq Level Limit Line Margin (dB) Read Level Ant Factor Cable Loss Preamp Factor APos TPos Remark MHz dBuV/m dBuV/m dBuV dB/m dB dB cm deg 1 5530.00 85.23 ------ ------ 73.38 35.53 9.72 33.40 105 253 AVERAGE

Mode	27	
	Band Edge - R	
	U-NII-2C_5.47-5.725_802.11ac VHT80_CH106_5530MHz	
ANT	SISO	
Pol.	Vertical	Fundamental
Peak	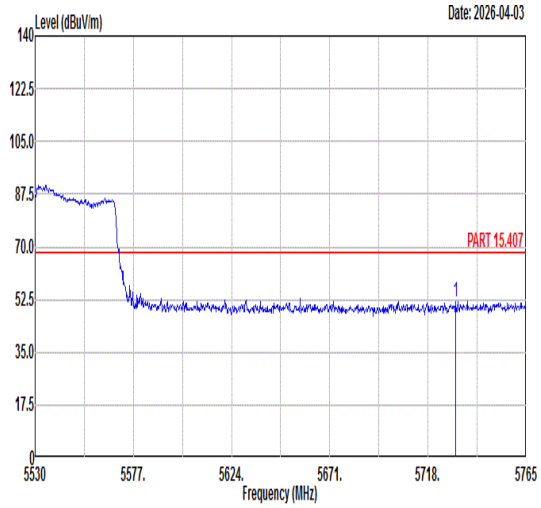 Freq Level Limit Line Margin (dB) Read Level Ant Factor Cable Loss Preamp Factor APos TPos Remark MHz dBuV/m dBuV/m dBuV dB/m dB dB cm deg 1 5731.40 52.02 68.30 -16.28 39.62 35.82 10.03 33.45 105 253 PEAK	Blank

Mode	28	
	Band Edge	
	U-NII-3_5.725-5.85_802.11a_CH149_5745MHz	
ANT	SISO	
Pol.	Horizontal	Fundamental
Peak	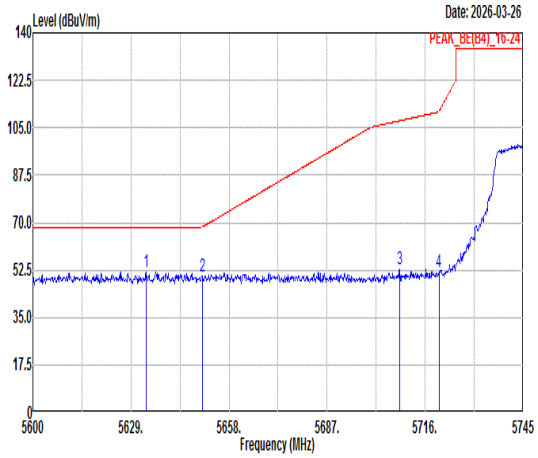 Freq Level Limit Line Margin (dB) Read Level Ant Factor Cable Loss Preamp Factor APos TPos Remark MHz dBuV/m dBuV/m dBuV dB/m dB dB cm deg 1 5633.50 51.91 68.30 -16.39 39.82 35.69 9.83 33.43 379 226 PEAK 2 5650.03 49.93 68.32 -18.39 37.79 35.71 9.86 33.43 379 226 PEAK 3 5708.46 52.92 107.57 -54.65 40.59 35.79 9.98 33.44 379 226 PEAK 4 5720.06 51.78 110.94 -59.16 39.40 35.81 10.01 33.44 379 226 PEAK	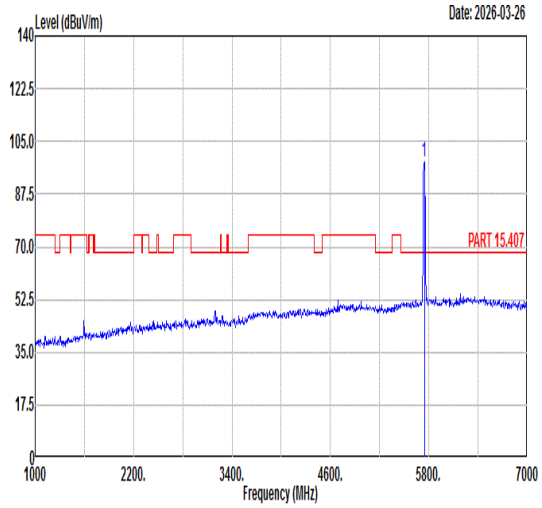 Freq Level Limit Line Margin (dB) Read Level Ant Factor Cable Loss Preamp Factor APos TPos Remark MHz dBuV/m dBuV/m dBuV dB/m dB dB cm deg 1 5745.00 98.35 ------ ------ 85.90 35.84 10.06 33.45 379 226 PEAK
Avg	Blank	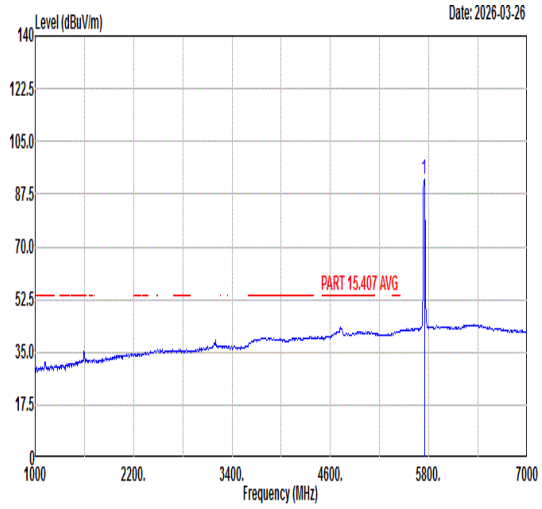 Freq Level Limit Line Margin (dB) Read Level Ant Factor Cable Loss Preamp Factor APos TPos Remark MHz dBuV/m dBuV/m dBuV dB/m dB dB cm deg 1 5745.00 92.22 ------ ------ 79.77 35.84 10.06 33.45 379 226 AVERAGE

Mode	28	
	Band Edge	
	U-NII-3_5.725-5.85_802.11a_CH149_5745MHz	
ANT	SISO	
Pol.	Vertical	Fundamental
Peak	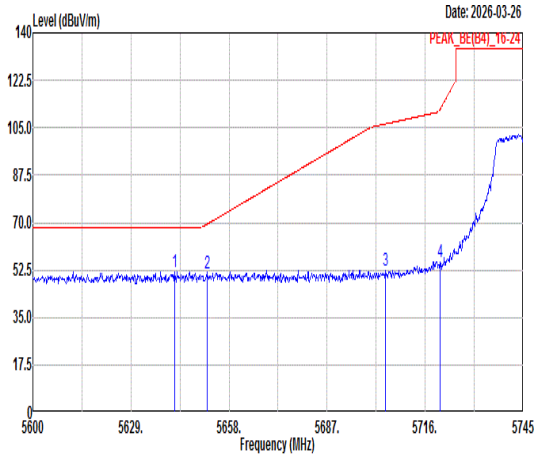 Freq Level Limit Line Margin (dB) Read Level Ant Factor Cable Loss Preamp Factor APos TPos Remark MHz dBuV/m dBuV/m dBuV dB/m dB dB cm deg 1 5641.91 51.77 68.30 -16.53 39.66 35.70 9.84 33.43 182 14 PEAK 2 5651.48 51.50 69.39 -17.89 39.36 35.71 9.86 33.43 182 14 PEAK 3 5704.26 52.23 106.39 -54.16 39.91 35.79 9.97 33.44 182 14 PEAK 4 5720.50 55.36 111.93 -56.57 42.98 35.81 10.01 33.44 182 14 PEAK	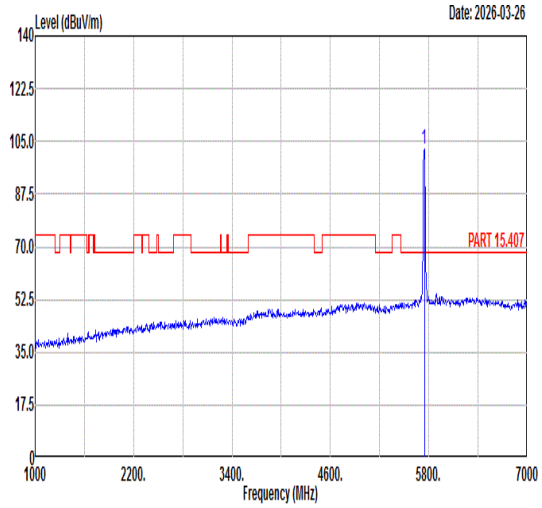 Freq Level Limit Line Margin (dB) Read Level Ant Factor Cable Loss Preamp Factor APos TPos Remark MHz dBuV/m dBuV/m dBuV dB/m dB dB cm deg 1 5745.00 102.74 ------ ------ 90.29 35.84 10.06 33.45 182 14 PEAK
Avg	Blank	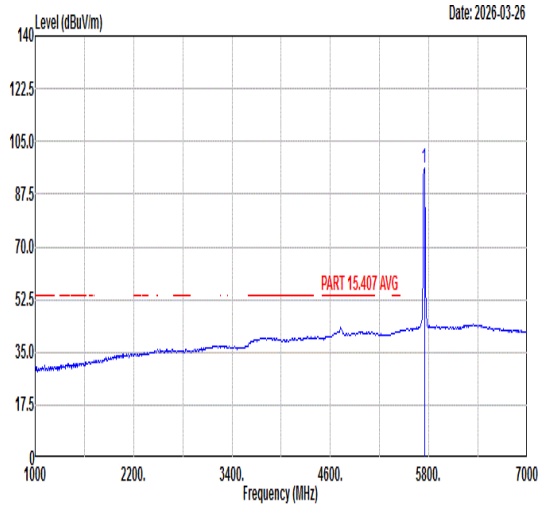 Freq Level Limit Line Margin (dB) Read Level Ant Factor Cable Loss Preamp Factor APos TPos Remark MHz dBuV/m dBuV/m dBuV dB/m dB dB cm deg 1 5745.00 96.36 ------ ------ 83.91 35.84 10.06 33.45 182 14 AVERAGE

Mode	28	
	Harmonic	
	U-NII-3_5.725-5.85_802.11a_CH149_5745MHz	
ANT	SISO	
Pol.	Horizontal	Vertical
Peak Avg	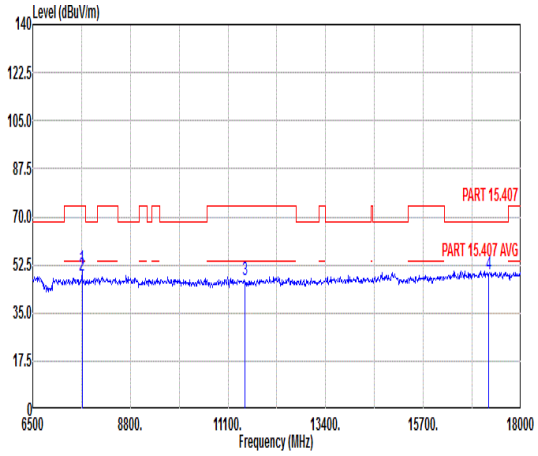 Freq Level Limit Line Margin Read Level Ant Factor Cable Loss Preamp Factor APos TPos Remark MHz dBuV/m dBuV/m dB dBuV dB/m dB dB cm deg 1 7661.50 51.39 74.00 -22.61 57.31 36.20 10.18 52.30 190 59 Peak 2 7661.50 48.49 54.00 -5.51 54.41 36.20 10.18 52.30 190 59 Average 3 11490.00 47.07 74.00 -26.93 46.39 38.45 12.87 50.64 --- --- Peak 4 17235.00 48.87 68.30 -19.43 43.17 42.83 15.72 52.85 --- --- Peak	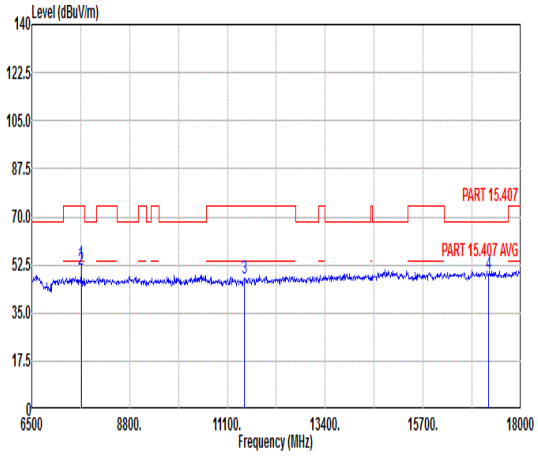 Freq Level Limit Line Margin Read Level Ant Factor Cable Loss Preamp Factor APos TPos Remark MHz dBuV/m dBuV/m dB dBuV dB/m dB dB cm deg 1 7661.50 52.98 74.00 -21.02 58.90 36.20 10.18 52.30 193 59 Peak 2 7661.50 50.60 54.00 -3.40 56.52 36.20 10.18 52.30 193 59 Average 3 11490.00 47.64 74.00 -26.36 46.96 38.45 12.87 50.64 --- --- Peak 4 17235.00 49.34 68.30 -18.96 43.64 42.83 15.72 52.85 --- --- Peak

Mode	29	
	Harmonic	
	U-NII-3_5.725-5.85_802.11a_CH157_5785MHz	
ANT	SISO	
Pol.	Horizontal	Vertical
Peak Avg	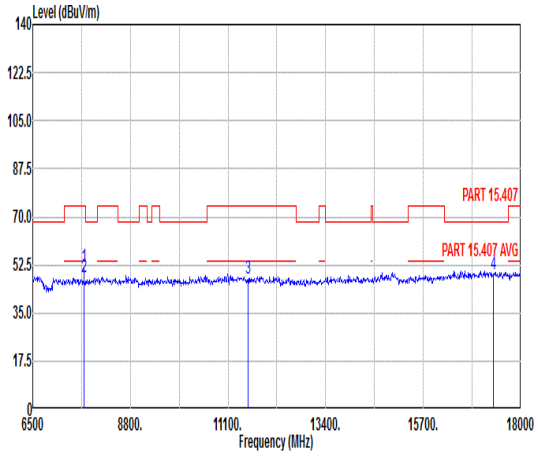 Freq Level Limit Line Margin Read Level Ant Factor Cable Loss Preamp Factor APos TPos Remark MHz dBuV/m dBuV/m dB dBuV dB/m dB dB cm deg 1 7707.50 51.78 74.00 -22.22 57.65 36.22 10.21 52.30 253 14 Peak 2 7707.50 48.03 54.00 -5.97 53.90 36.22 10.21 52.30 171 60 Average 3 11570.00 47.37 74.00 -26.63 46.68 38.47 12.93 50.71 --- --- Peak 4 17355.00 49.19 68.30 -19.11 43.28 42.97 15.81 52.87 --- --- Peak	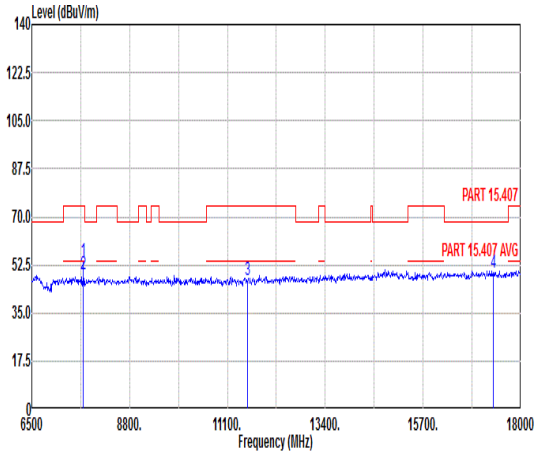 Freq Level Limit Line Margin Read Level Ant Factor Cable Loss Preamp Factor APos TPos Remark MHz dBuV/m dBuV/m dB dBuV dB/m dB dB cm deg 1 7707.50 53.72 74.00 -20.28 59.59 36.22 10.21 52.30 253 14 Peak 2 7707.50 49.34 54.00 -4.66 55.21 36.22 10.21 52.30 253 14 Average 3 11570.00 47.25 74.00 -26.75 46.56 38.47 12.93 50.71 --- --- Peak 4 17355.00 49.50 68.30 -18.80 43.59 42.97 15.81 52.87 --- --- Peak

Mode	30	
	Band Edge	
	U-NII-3_5.725-5.85_802.11a_CH165_5825MHz	
ANT	SISO	
Pol.	Horizontal	Fundamental
Peak	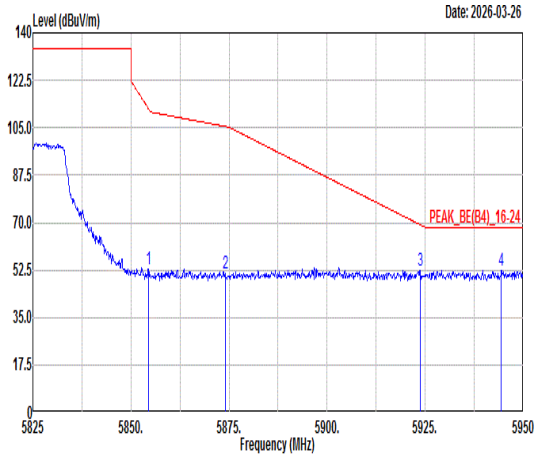 Freq Level Limit Line Margin (dB) Read Level Ant Factor Cable Loss Preamp Factor APos TPos Remark MHz dBuV/m dBuV/m dBuV dB/m dB dB cm deg 1 5854.50 53.08 111.94 -58.86 40.26 36.00 10.29 33.47 369 226 PEAK 2 5874.00 51.50 105.48 -53.98 38.62 36.02 10.33 33.47 369 226 PEAK 3 5923.75 52.42 69.22 -16.80 39.37 36.09 10.44 33.48 369 226 PEAK 4 5944.38 52.40 68.30 -15.90 39.29 36.12 10.48 33.49 369 226 PEAK	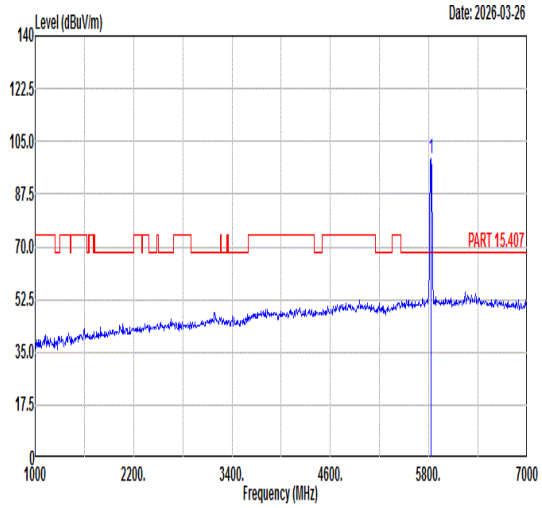 Freq Level Limit Line Margin (dB) Read Level Ant Factor Cable Loss Preamp Factor APos TPos Remark MHz dBuV/m dBuV/m dBuV dB/m dB dB cm deg 1 5825.00 99.45 ------ ------ 86.73 35.95 10.23 33.46 369 226 PEAK
Avg	Blank	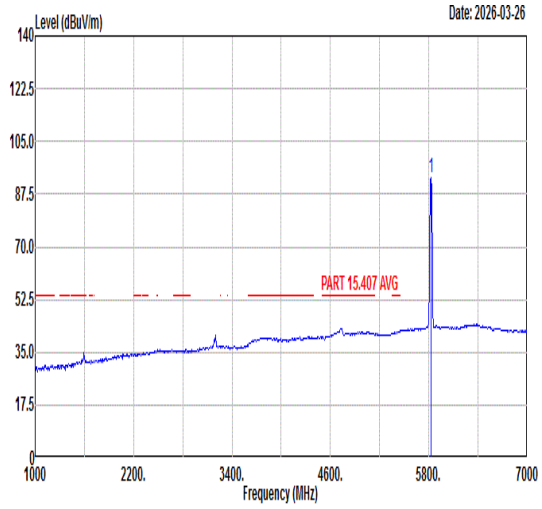 Freq Level Limit Line Margin (dB) Read Level Ant Factor Cable Loss Preamp Factor APos TPos Remark MHz dBuV/m dBuV/m dBuV dB/m dB dB cm deg 1 5825.00 93.15 ------ ------ 80.43 35.95 10.23 33.46 369 226 AVERAGE

Mode	30	
	Band Edge	
	U-NII-3_5.725-5.85_802.11a_CH165_5825MHz	
ANT	SISO	
Pol.	Vertical	Fundamental
Peak	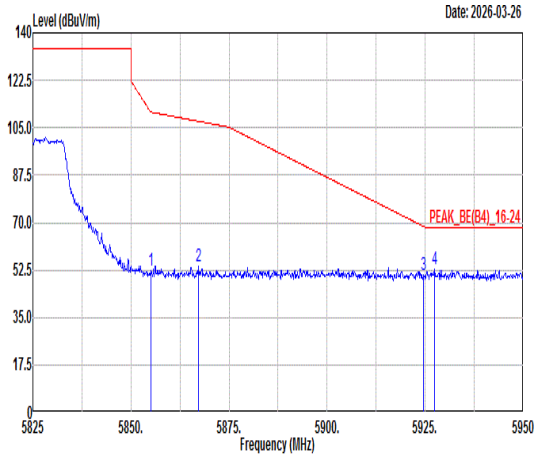 Freq Level Limit Line Margin (dB) Read Level Ant Factor Cable Loss Preamp Factor APos TPos Remark MHz dBuV/m dBuV/m dBuV dB/m dB dB cm deg 1 5855.00 52.25 110.80 -58.55 39.43 36.00 10.29 33.47 184 13 PEAK 2 5867.25 53.68 107.37 -53.69 40.82 36.01 10.32 33.47 184 13 PEAK 3 5924.63 50.93 68.58 -17.65 37.88 36.09 10.44 33.48 184 13 PEAK 4 5927.38 52.79 68.30 -15.51 39.74 36.10 10.44 33.49 184 13 PEAK	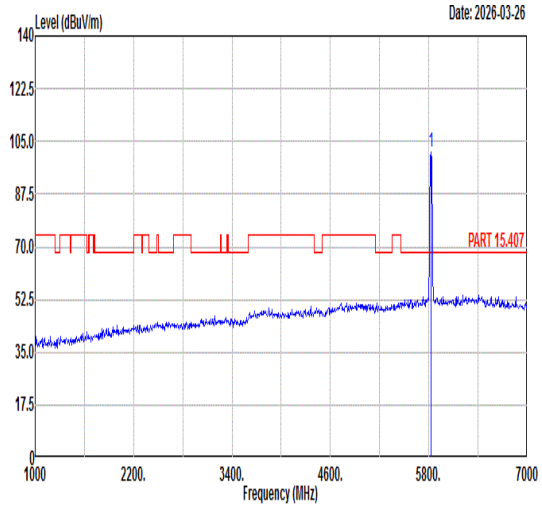 Freq Level Limit Line Margin (dB) Read Level Ant Factor Cable Loss Preamp Factor APos TPos Remark MHz dBuV/m dBuV/m dBuV dB/m dB dB cm deg 1 5825.00 101.28 ------ ------ 88.56 35.95 10.23 33.46 184 13 PEAK
Avg	Blank	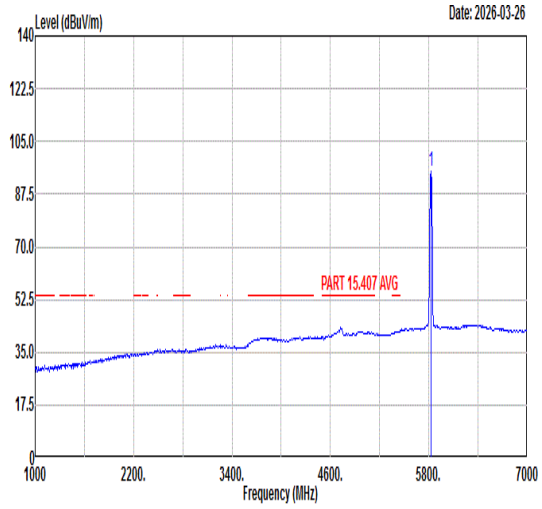 Freq Level Limit Line Margin (dB) Read Level Ant Factor Cable Loss Preamp Factor APos TPos Remark MHz dBuV/m dBuV/m dBuV dB/m dB dB cm deg 1 5825.00 95.03 ------ ------ 82.31 35.95 10.23 33.46 184 13 AVERAGE

Mode	30	
	Harmonic	
	U-NII-3_5.725-5.85_802.11a_CH165_5825MHz	
ANT	SISO	
Pol.	Horizontal	Vertical
Peak Avg	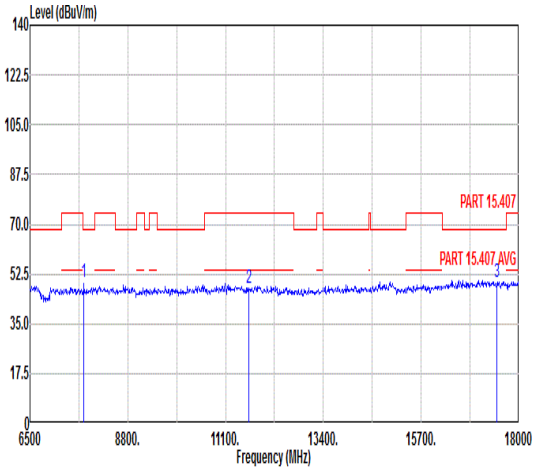 Freq Level Limit Line Margin Read Level Ant Factor Cable Loss Preamp Factor APos TPos Remark MHz dBuV/m dBuV/m dB dBuV dB/m dB dB cm deg 1 7766.47 49.91 68.30 -18.39 55.69 36.26 10.26 52.30 180 63 Peak 2 11650.00 47.45 74.00 -26.55 46.75 38.49 12.99 50.78 --- --- Peak 3 17475.00 49.56 68.30 -18.74 43.46 43.10 15.90 52.90 --- --- Peak	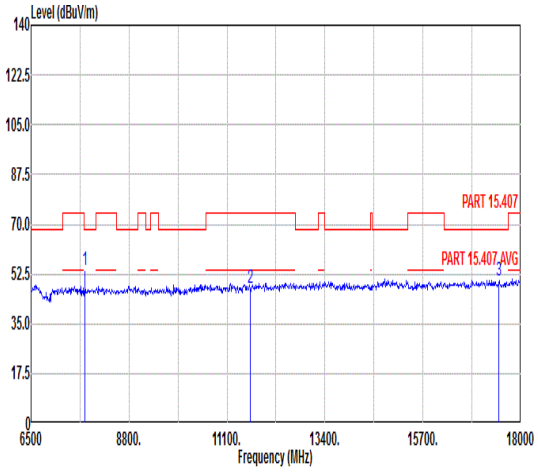 Freq Level Limit Line Margin Read Level Ant Factor Cable Loss Preamp Factor APos TPos Remark MHz dBuV/m dBuV/m dB dBuV dB/m dB dB cm deg 1 7766.47 54.03 68.30 -14.27 59.81 36.26 10.26 52.30 267 17 Peak 2 11650.00 47.48 74.00 -26.52 46.78 38.49 12.99 50.78 --- --- Peak 3 17475.00 50.17 68.30 -18.13 44.07 43.10 15.90 52.90 --- --- Peak

Mode	31	
	Band Edge	
	U-NII-3_5.725-5.85_802.11n HT20_CH149_5745MHz	
ANT	SISO	
Pol.	Horizontal	Fundamental
Peak	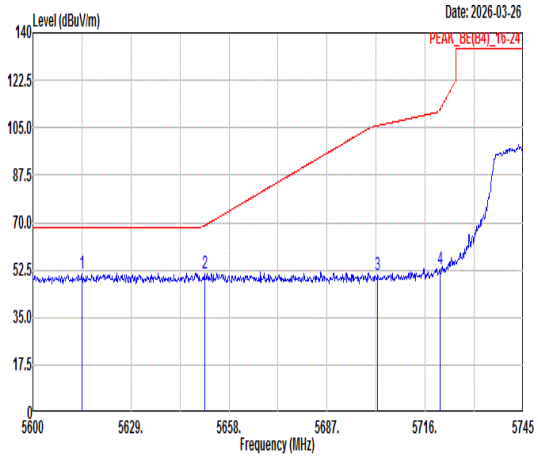 Freq Level Limit Line Margin (dB) Read Level Ant Factor Cable Loss Preamp Factor APos TPos Remark MHz dBuV/m dBuV/m dBuV dB/m dB dB cm deg 1 5614.50 51.37 68.30 -16.93 39.34 35.66 9.79 33.42 400 226 PEAK 2 5650.75 51.14 68.86 -17.72 39.00 35.71 9.86 33.43 400 226 PEAK 3 5701.94 50.95 105.74 -54.79 38.64 35.78 9.97 33.44 400 226 PEAK 4 5720.35 52.78 111.60 -58.82 40.40 35.81 10.01 33.44 400 226 PEAK	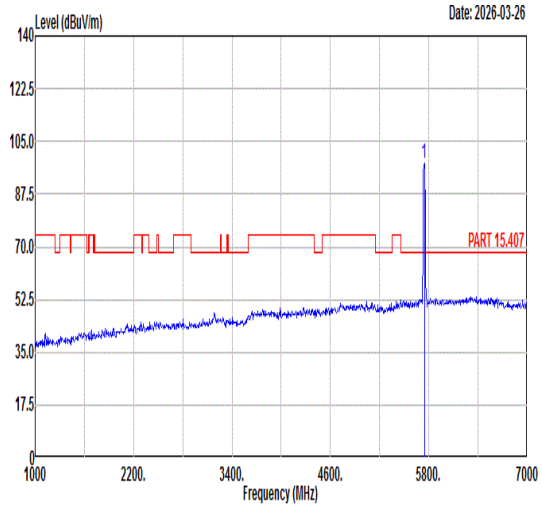 Freq Level Limit Line Margin (dB) Read Level Ant Factor Cable Loss Preamp Factor APos TPos Remark MHz dBuV/m dBuV/m dBuV dB/m dB dB cm deg 1 5745.00 97.56 ------ ------ 85.11 35.84 10.06 33.45 400 226 PEAK
Avg	Blank	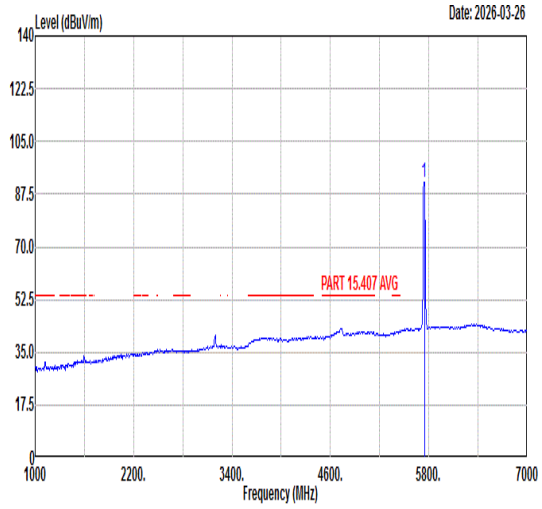 Freq Level Limit Line Margin (dB) Read Level Ant Factor Cable Loss Preamp Factor APos TPos Remark MHz dBuV/m dBuV/m dBuV dB/m dB dB cm deg 1 5745.00 91.51 ------ ------ 79.06 35.84 10.06 33.45 400 226 AVERAGE

Mode	31	
	Band Edge	
	U-NII-3_5.725-5.85_802.11n HT20_CH149_5745MHz	
ANT	SISO	
Pol.	Vertical	Fundamental
Peak	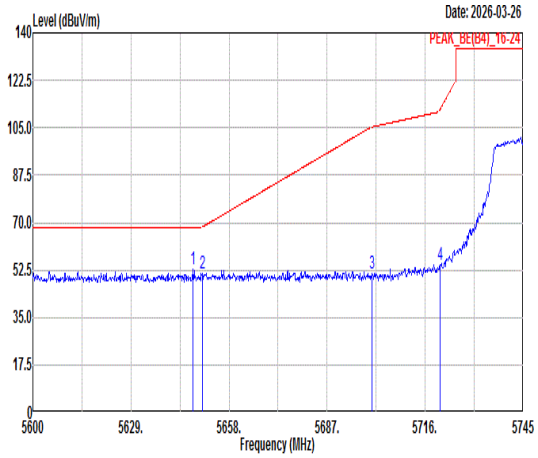 Freq Level Limit Line Margin (dB) Read Level Ant Factor Cable Loss Preamp Factor APos TPos Remark MHz dBuV/m dBuV/m dBuV dB/m dB dB cm deg 1 5647.42 53.02 68.30 -15.28 40.88 35.71 9.86 33.43 199 14 PEAK 2 5650.17 50.99 68.43 -17.44 38.85 35.71 9.86 33.43 199 14 PEAK 3 5700.34 51.28 105.30 -54.02 38.97 35.78 9.97 33.44 199 14 PEAK 4 5720.35 54.54 111.60 -57.06 42.16 35.81 10.01 33.44 199 14 PEAK	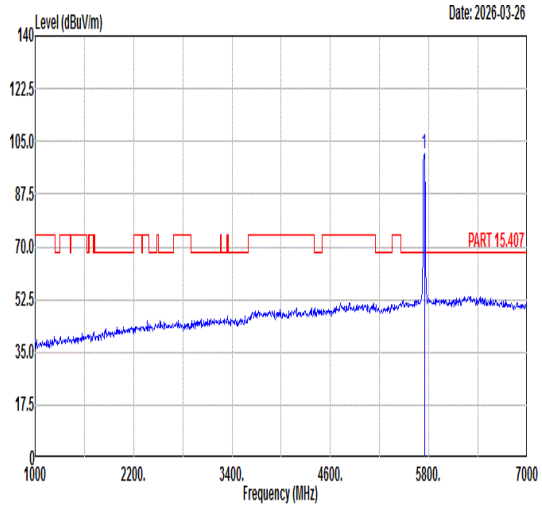 Freq Level Limit Line Margin (dB) Read Level Ant Factor Cable Loss Preamp Factor APos TPos Remark MHz dBuV/m dBuV/m dBuV dB/m dB dB cm deg 1 5745.00 100.90 ------ ------ 88.45 35.84 10.06 33.45 199 14 PEAK
Avg	Blank	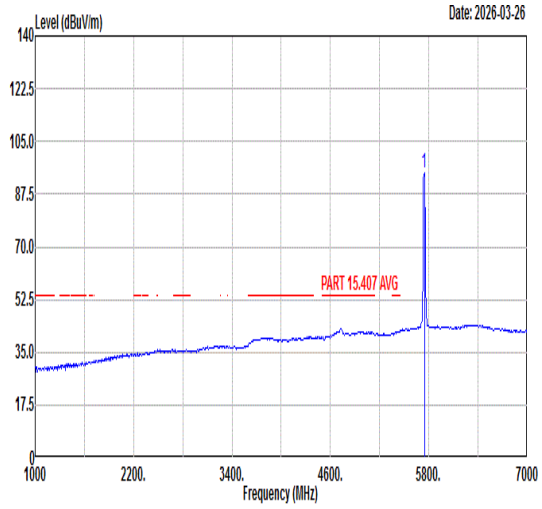 Freq Level Limit Line Margin (dB) Read Level Ant Factor Cable Loss Preamp Factor APos TPos Remark MHz dBuV/m dBuV/m dBuV dB/m dB dB cm deg 1 5745.00 94.47 ------ ------ 82.02 35.84 10.06 33.45 199 14 AVERAGE

Mode	31	
	Harmonic	
	U-NII-3_5.725-5.85_802.11n HT20_CH149_5745MHz	
ANT	SISO	
Pol.	Horizontal	Vertical
Peak Avg	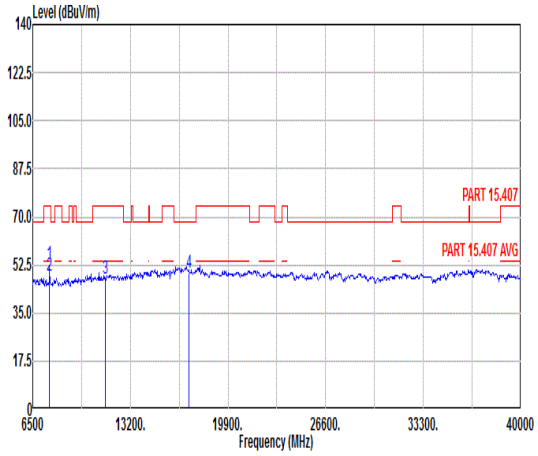 Freq Level Limit Line Margin Read Level Ant Factor Cable Loss Preamp Factor APos TPos Remark MHz dBuV/m dBuV/m dB dBuV dB/m dB dB cm deg 1 7661.50 52.83 74.00 -21.17 58.75 36.20 10.18 52.30 188 42 Peak 2 7661.50 48.61 54.00 -5.39 54.53 36.20 10.18 52.30 188 42 Average 3 11490.00 47.50 74.00 -26.50 46.82 38.45 12.87 50.64 --- --- Peak 4 17235.00 49.92 68.30 -18.38 44.22 42.83 15.72 52.85 --- --- Peak	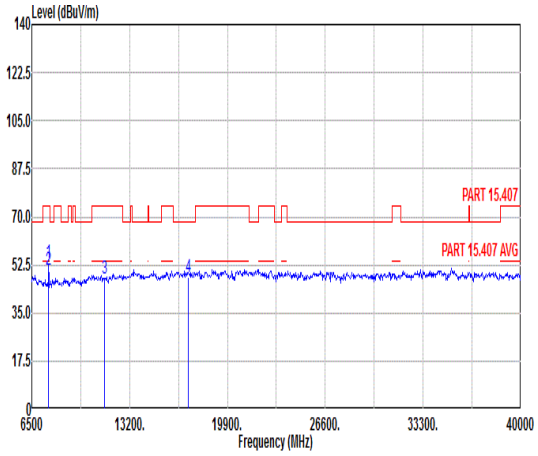 Freq Level Limit Line Margin Read Level Ant Factor Cable Loss Preamp Factor APos TPos Remark MHz dBuV/m dBuV/m dB dBuV dB/m dB dB cm deg 1 7661.50 53.55 74.00 -20.45 59.47 36.20 10.18 52.30 261 0 Peak 2 7661.50 50.86 54.00 -3.14 56.78 36.20 10.18 52.30 261 0 Average 3 11490.00 47.33 74.00 -26.67 46.65 38.45 12.87 50.64 --- --- Peak 4 17235.00 48.27 68.30 -20.03 42.57 42.83 15.72 52.85 --- --- Peak

Mode	32	
	Harmonic	
	U-NII-3_5.725-5.85_802.11n HT20_CH157_5785MHz	
ANT	SISO	
Pol.	Horizontal	Vertical
Peak Avg	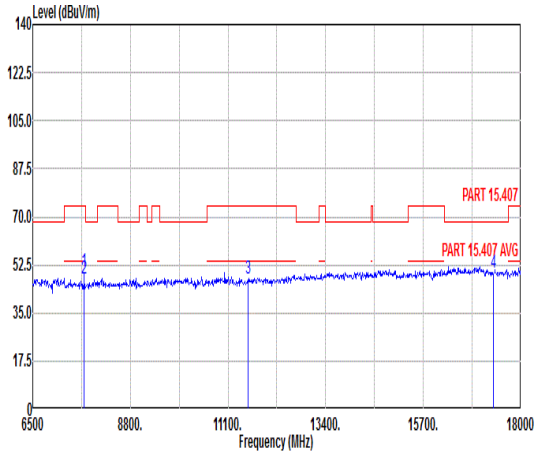 Freq Level Limit Line Margin Read Level Ant Factor Cable Loss Preamp Factor APos TPos Remark MHz dBuV/m dBuV/m dB dBuV dB/m dB dB cm deg 1 7707.50 50.23 74.00 -23.77 56.10 36.22 10.21 52.30 167 52 Peak 2 7707.50 47.34 54.00 -6.66 53.21 36.22 10.21 52.30 167 52 Average 3 11570.00 47.47 74.00 -26.53 46.78 38.47 12.93 50.71 --- --- Peak 4 17355.00 49.66 68.30 -18.64 43.75 42.97 15.81 52.87 --- --- Peak	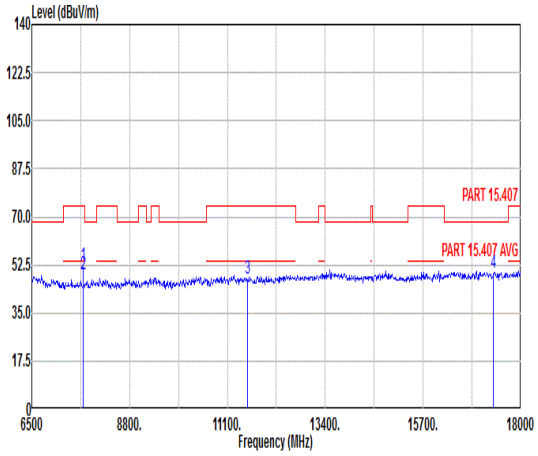 Freq Level Limit Line Margin Read Level Ant Factor Cable Loss Preamp Factor APos TPos Remark MHz dBuV/m dBuV/m dB dBuV dB/m dB dB cm deg 1 7707.50 52.25 74.00 -21.75 58.12 36.22 10.21 52.30 231 0 Peak 2 7707.50 49.13 54.00 -4.87 55.00 36.22 10.21 52.30 231 0 Average 3 11570.00 47.78 74.00 -26.22 47.09 38.47 12.93 50.71 --- --- Peak 4 17355.00 49.50 68.30 -18.80 43.59 42.97 15.81 52.87 --- --- Peak

Mode	33	
	Band Edge	
	U-NII-3_5.725-5.85_802.11n HT20_CH165_5825MHz	
ANT	SISO	
Pol.	Horizontal	Fundamental
Peak	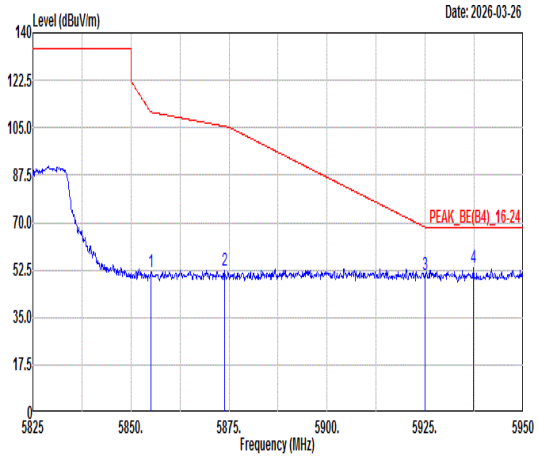 Freq Level Limit Line Margin (dB) Read Level Ant Factor Cable Loss Preamp Factor APos TPos Remark MHz dBuV/m dBuV/m dBuV dB/m dB dB cm deg 1 5855.00 51.79 110.80 -59.01 38.97 36.00 10.29 33.47 400 24 PEAK 2 5873.88 52.48 105.51 -53.03 39.60 36.02 10.33 33.47 400 24 PEAK 3 5924.88 50.79 68.39 -17.60 37.74 36.09 10.44 33.48 400 24 PEAK 4 5937.25 53.29 68.30 -15.01 40.21 36.11 10.46 33.49 400 24 PEAK	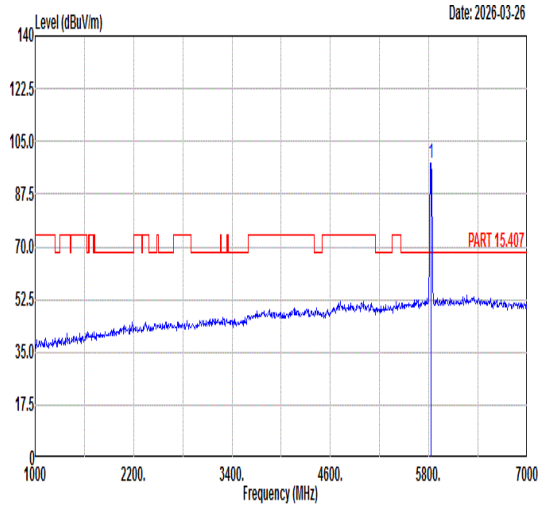 Freq Level Limit Line Margin (dB) Read Level Ant Factor Cable Loss Preamp Factor APos TPos Remark MHz dBuV/m dBuV/m dBuV dB/m dB dB cm deg 1 5825.00 97.78 ------ ------ 85.06 35.95 10.23 33.46 400 141 PEAK
Avg	Blank	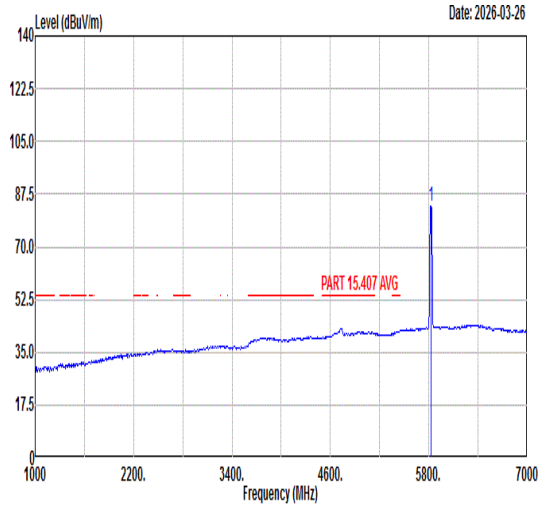 Freq Level Limit Line Margin (dB) Read Level Ant Factor Cable Loss Preamp Factor APos TPos Remark MHz dBuV/m dBuV/m dBuV dB/m dB dB cm deg 1 5825.00 83.45 ------ ------ 70.72 35.96 10.24 33.47 400 24 AVERAGE

Mode	33	
	Band Edge	
	U-NII-3_5.725-5.85_802.11n HT20_CH165_5825MHz	
ANT	SISO	
Pol.	Vertical	Fundamental
Peak	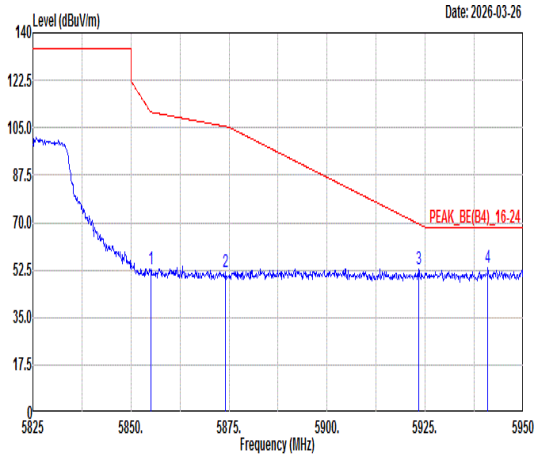 Freq Level Limit Line Margin (dB) Read Level Ant Factor Cable Loss Preamp Factor APos TPos Remark MHz dBuV/m dBuV/m dBuV dB/m dB dB cm deg 1 5855.00 52.75 110.80 -58.05 39.93 36.00 10.29 33.47 199 14 PEAK 2 5874.13 51.70 105.44 -53.74 38.82 36.02 10.33 33.47 199 14 PEAK 3 5923.38 52.67 69.49 -16.82 39.62 36.09 10.44 33.48 199 14 PEAK 4 5941.00 53.17 68.30 -15.13 40.07 36.12 10.47 33.49 199 14 PEAK	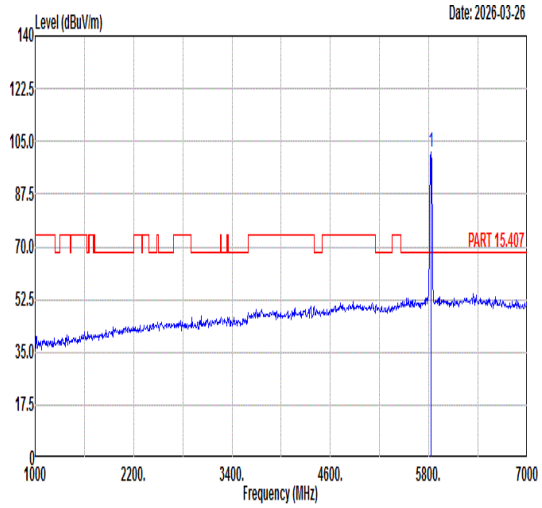 Freq Level Limit Line Margin (dB) Read Level Ant Factor Cable Loss Preamp Factor APos TPos Remark MHz dBuV/m dBuV/m dBuV dB/m dB dB cm deg 1 5825.00 101.48 ------ ------ 88.76 35.95 10.23 33.46 199 14 PEAK
Avg	Blank	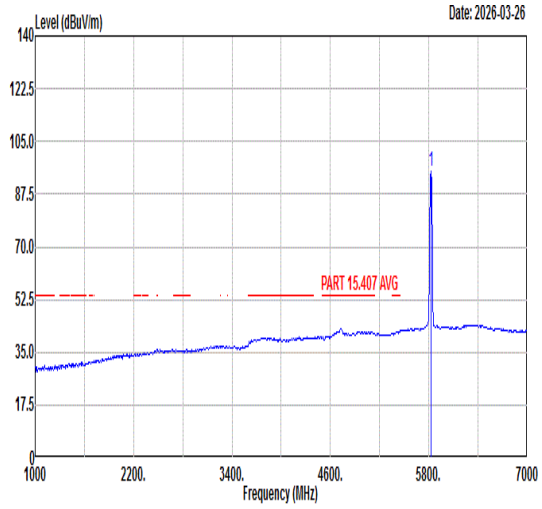 Freq Level Limit Line Margin (dB) Read Level Ant Factor Cable Loss Preamp Factor APos TPos Remark MHz dBuV/m dBuV/m dBuV dB/m dB dB cm deg 1 5825.00 94.88 ------ ------ 82.16 35.95 10.23 33.46 199 14 AVERAGE

Mode	33	
	Harmonic	
	U-NII-3_5.725-5.85_802.11n HT20_CH165_5825MHz	
ANT	SISO	
Pol.	Horizontal	Vertical
Peak Avg	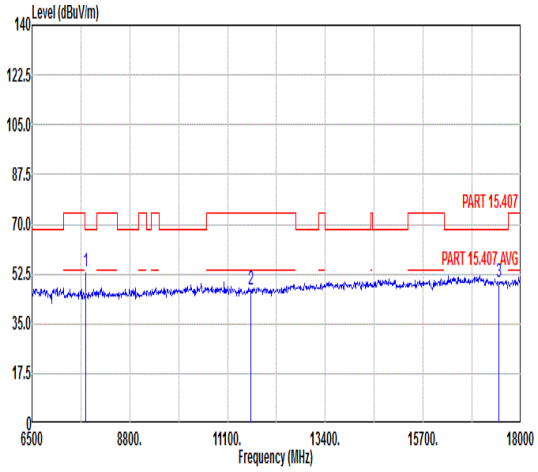 Freq Level Limit Line Margin Read Level Ant Factor Cable Loss Preamp Factor APos TPos Remark MHz dBuV/m dBuV/m dB dBuV dB/m dB dB cm deg 1 7766.47 53.44 68.30 -14.86 59.22 36.26 10.26 52.30 168 43 Peak 2 11650.00 47.17 74.00 -26.83 46.47 38.49 12.99 50.78 --- --- Peak 3 17475.00 49.86 68.30 -18.44 43.76 43.10 15.90 52.90 --- --- Peak	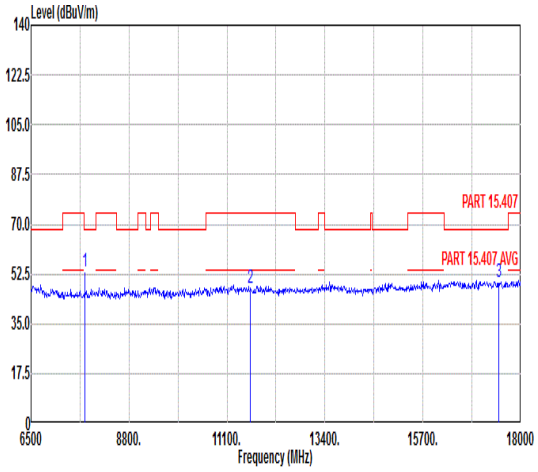 Freq Level Limit Line Margin Read Level Ant Factor Cable Loss Preamp Factor APos TPos Remark MHz dBuV/m dBuV/m dB dBuV dB/m dB dB cm deg 1 7766.47 53.58 68.30 -14.72 59.36 36.26 10.26 52.30 246 0 Peak 2 11650.00 47.46 74.00 -26.54 46.76 38.49 12.99 50.78 --- --- Peak 3 17475.00 49.48 68.30 -18.82 43.38 43.10 15.90 52.90 --- --- Peak

Mode	34	
	Band Edge - L	
	U-NII-3_5.725-5.85_802.11n HT40_CH151_5755MHz	
ANT	SISO	
Pol.	Horizontal	Fundamental
Peak	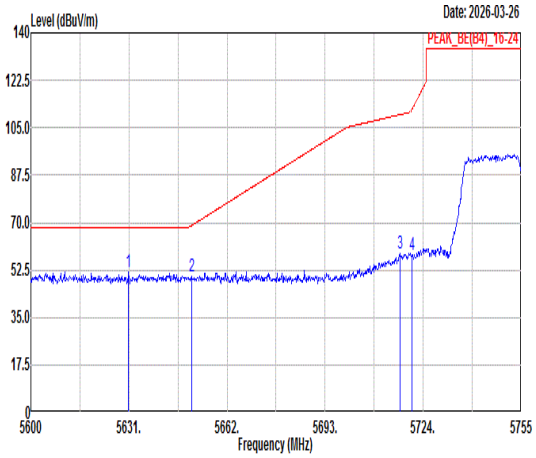 Freq Level Limit Line Margin (dB) Read Level Ant Factor Cable Loss Preamp Factor APos TPos Remark MHz dBuV/m dBuV/m dBuV dB/m dB dB cm deg 1 5630.85 51.72 68.30 -16.58 39.65 35.68 9.82 33.43 400 226 PEAK 2 5650.84 50.04 68.92 -18.88 37.90 35.71 9.86 33.43 400 226 PEAK 3 5716.72 58.41 109.88 -51.47 46.05 35.80 10.00 33.44 400 226 PEAK 4 5720.44 58.21 111.79 -53.58 45.83 35.81 10.01 33.44 400 226 PEAK	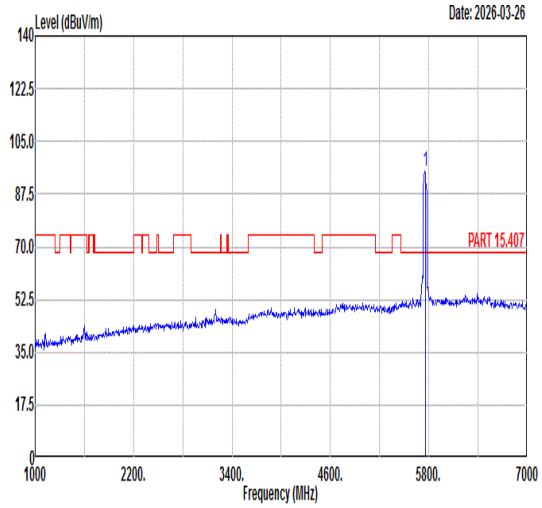 Freq Level Limit Line Margin (dB) Read Level Ant Factor Cable Loss Preamp Factor APos TPos Remark MHz dBuV/m dBuV/m dBuV dB/m dB dB cm deg 1 5755.00 95.09 ------ ------ 82.61 35.85 10.08 33.45 400 226 PEAK
Avg	Blank	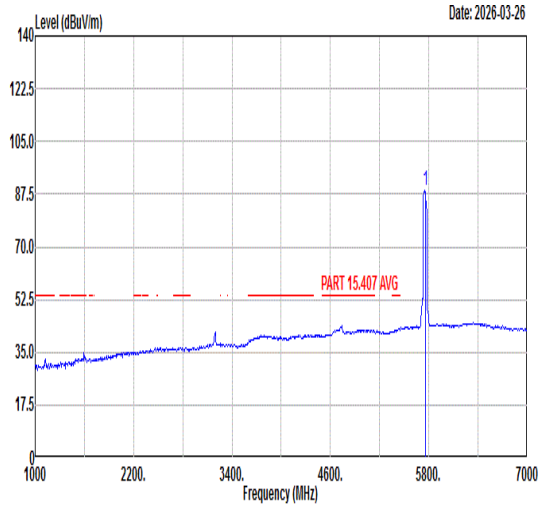 Freq Level Limit Line Margin (dB) Read Level Ant Factor Cable Loss Preamp Factor APos TPos Remark MHz dBuV/m dBuV/m dBuV dB/m dB dB cm deg 1 5755.00 88.80 ------ ------ 76.32 35.85 10.08 33.45 400 226 AVERAGE

Mode	34	
	Band Edge - R	
	U-NII-3_5.725-5.85_802.11n HT40_CH151_5755MHz	
ANT	SISO	
Pol.	Horizontal	Fundamental
Peak	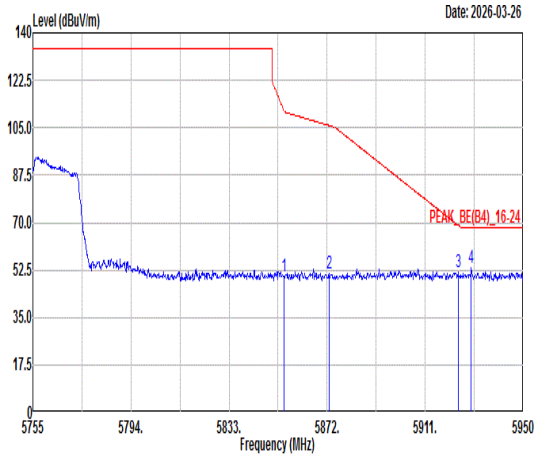 Freq Level Limit Line Margin (dB) Read Level Ant Factor Cable Loss Preamp Factor APos TPos Remark MHz dBuV/m dBuV/m dBuV dB/m dB dB cm deg 1 5854.84 50.01 111.17 -61.16 37.19 36.00 10.29 33.47 400 226 PEAK 2 5872.98 51.07 105.77 -54.70 38.19 36.02 10.33 33.47 400 226 PEAK 3 5924.07 51.53 68.99 -17.46 38.48 36.09 10.44 33.48 400 226 PEAK 4 5929.33 53.37 68.30 -14.93 40.31 36.10 10.45 33.49 400 226 PEAK	Blank

Mode	34	
	Band Edge - L	
	U-NII-3_5.725-5.85_802.11n HT40_CH151_5755MHz	
ANT	SISO	
Pol.	Vertical	Fundamental
Peak	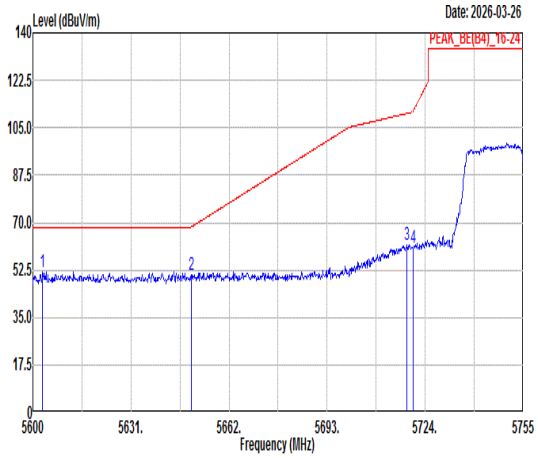 Freq Level Limit Line Margin (dB) Read Level Ant Factor Cable Loss Preamp Factor APos TPos Remark MHz dBuV/m dBuV/m dBuV dB/m dB dB cm deg 1 5603.10 51.96 68.30 -16.34 39.98 35.64 9.76 33.42 192 17 PEAK 2 5650.07 50.58 68.35 -17.77 38.44 35.71 9.86 33.43 192 17 PEAK 3 5718.27 61.70 110.32 -48.62 49.33 35.81 10.00 33.44 192 17 PEAK 4 5720.13 60.59 111.09 -50.50 48.21 35.81 10.01 33.44 192 17 PEAK	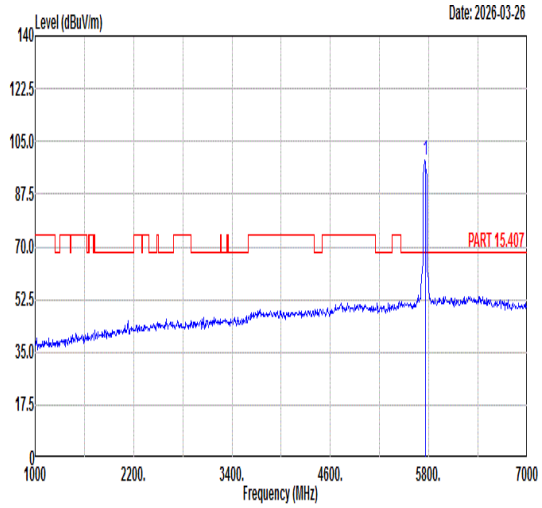 Freq Level Limit Line Margin (dB) Read Level Ant Factor Cable Loss Preamp Factor APos TPos Remark MHz dBuV/m dBuV/m dBuV dB/m dB dB cm deg 1 5755.00 98.57 ------ ------ 86.09 35.85 10.08 33.45 192 17 PEAK
Avg	Blank	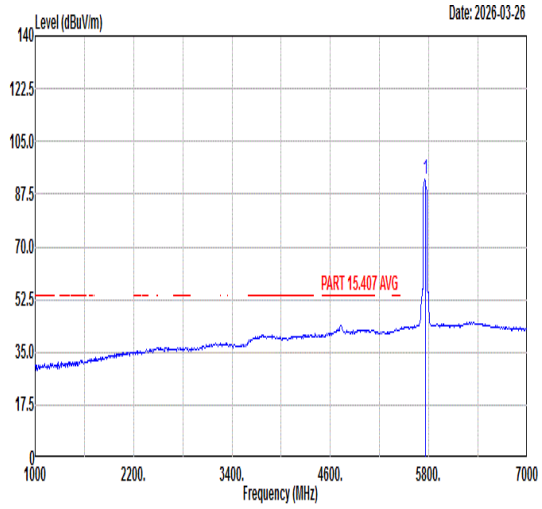 Freq Level Limit Line Margin (dB) Read Level Ant Factor Cable Loss Preamp Factor APos TPos Remark MHz dBuV/m dBuV/m dBuV dB/m dB dB cm deg 1 5755.00 92.65 ------ ------ 80.17 35.85 10.08 33.45 225 24 AVERAGE

Mode	34	
	Band Edge - R	
	U-NII-3_5.725-5.85_802.11n HT40_CH151_5755MHz	
ANT	SISO	
Pol.	Vertical	Fundamental
Peak	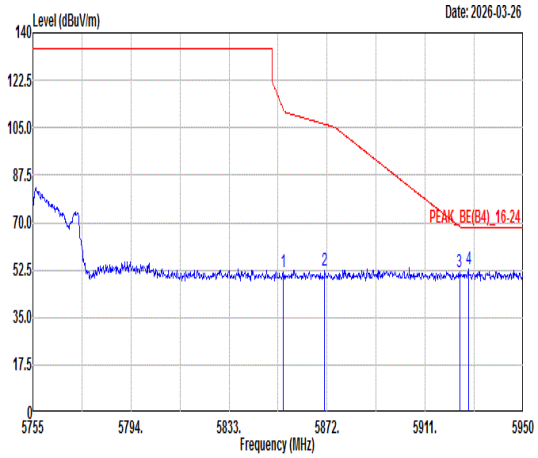 Freq Level Limit Line Margin (dB) Read Level Ant Factor Cable Loss Preamp Factor APos TPos Remark MHz dBuV/m dBuV/m dBuV dB/m dB dB cm deg 1 5854.45 51.81 112.05 -60.24 38.99 36.00 10.29 33.47 400 24 PEAK 2 5871.03 52.40 106.31 -53.91 39.52 36.02 10.33 33.47 400 24 PEAK 3 5924.65 51.99 68.56 -16.57 38.94 36.09 10.44 33.48 400 24 PEAK 4 5928.16 52.98 68.30 -15.32 39.92 36.10 10.45 33.49 400 24 PEAK	Blank

Mode	35	
	Band Edge - L	
	U-NII-3_5.725-5.85_802.11n HT40_CH159_5795MHz	
ANT	SISO	
Pol.	Horizontal	Fundamental
Peak	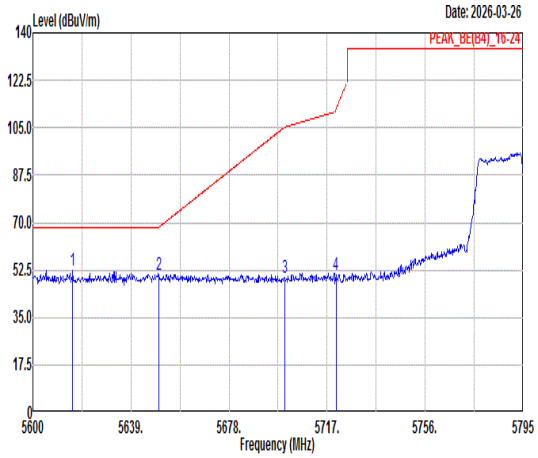 Freq Level Limit Line Margin (dB) Read Level Ant Factor Cable Loss Preamp Factor APos TPos Remark MHz dBuV/m dBuV/m dBuV dB/m dB dB cm deg 1 5615.80 52.08 68.30 -16.22 40.05 35.66 9.79 33.42 391 227 PEAK 2 5650.12 50.75 68.39 -17.64 38.61 35.71 9.86 33.43 391 227 PEAK 3 5700.04 49.87 105.21 -55.34 37.56 35.78 9.97 33.44 391 227 PEAK 4 5720.51 50.77 111.96 -61.19 38.39 35.81 10.01 33.44 391 227 PEAK	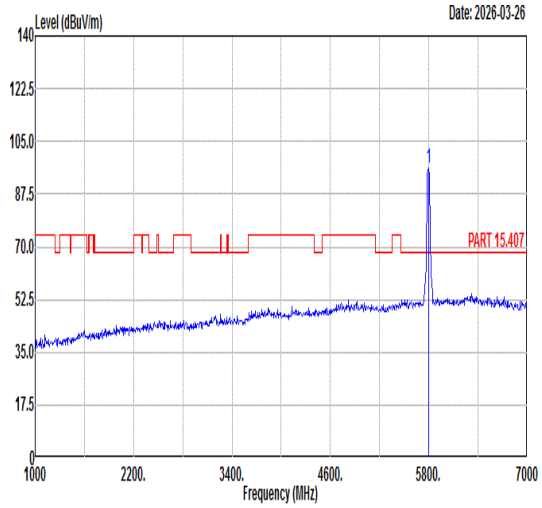 Freq Level Limit Line Margin (dB) Read Level Ant Factor Cable Loss Preamp Factor APos TPos Remark MHz dBuV/m dBuV/m dBuV dB/m dB dB cm deg 1 5795.00 96.25 ------ ------ 83.64 35.91 10.16 33.46 391 227 PEAK
Avg	Blank	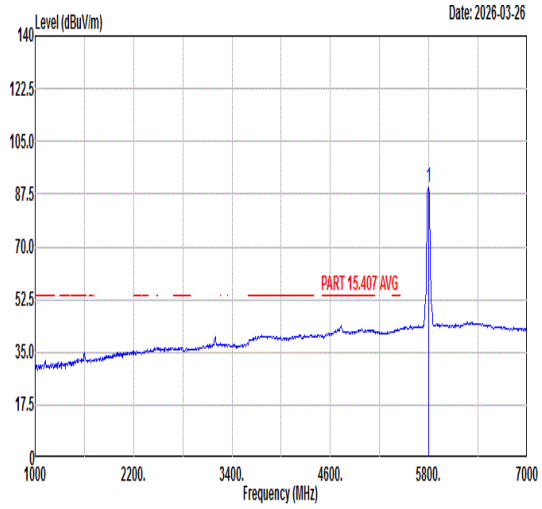 Freq Level Limit Line Margin (dB) Read Level Ant Factor Cable Loss Preamp Factor APos TPos Remark MHz dBuV/m dBuV/m dBuV dB/m dB dB cm deg 1 5795.00 89.70 ------ ------ 77.09 35.91 10.16 33.46 391 227 AVERAGE

Mode	35	
	Band Edge - R	
	U-NII-3_5.725-5.85_802.11n HT40_CH159_5795MHz	
ANT	SISO	
Pol.	Horizontal	Fundamental
Peak	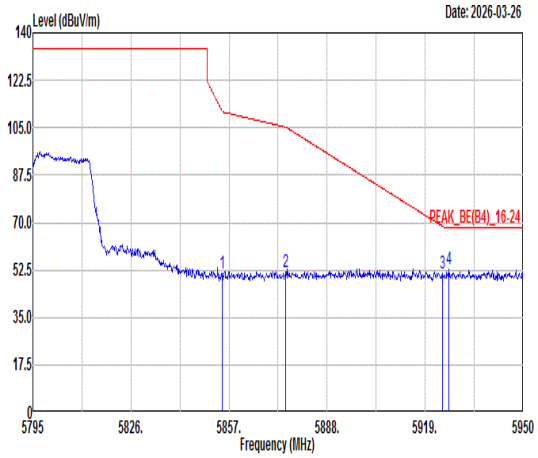	Blank

	Freq	Level	Limit Line	Margin (dB)	Read Level	Ant Factor	Cable Loss	Preamp Factor	APos	TPos	Remark
	MHz	dBuV/m	dBuV/m		dBuV	dB/m	dB	dB	cm	deg	
1	5854.83	51.40	111.19	-59.79	38.58	36.00	10.29	33.47	391	227	PEAK
2	5874.98	51.74	105.21	-53.47	38.86	36.02	10.33	33.47	391	227	PEAK
3	5924.43	51.19	68.72	-17.53	38.14	36.09	10.44	33.48	391	227	PEAK
4	5926.44	52.88	68.30	-15.42	39.83	36.10	10.44	33.49	391	227	PEAK

Mode	35	
	Band Edge - L	
	U-NII-3_5.725-5.85_802.11n HT40_CH159_5795MHz	
ANT	SISO	
Pol.	Vertical	Fundamental
Peak	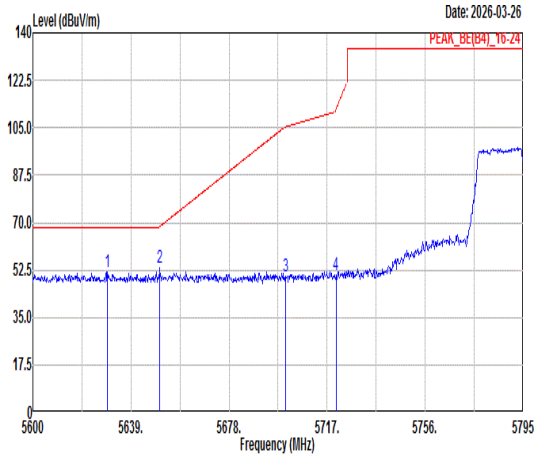 Freq Level Limit Line Margin (dB) Read Level Ant Factor Cable Loss Preamp Factor APos TPos Remark MHz dBuV/m dBuV/m dBuV dB/m dB dB cm deg 1 5629.64 51.92 68.30 -16.38 39.85 35.68 9.82 33.43 155 13 PEAK 2 5650.51 53.43 68.67 -15.24 41.29 35.71 9.86 33.43 155 13 PEAK 3 5700.62 50.33 105.37 -55.04 38.02 35.78 9.97 33.44 155 13 PEAK 4 5720.51 50.83 111.96 -61.13 38.45 35.81 10.01 33.44 155 13 PEAK	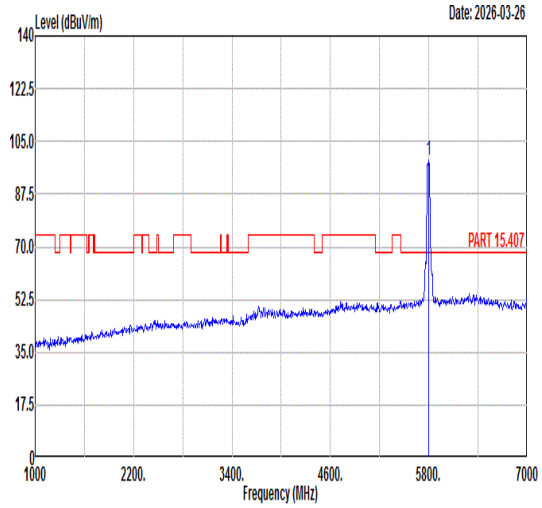 Freq Level Limit Line Margin (dB) Read Level Ant Factor Cable Loss Preamp Factor APos TPos Remark MHz dBuV/m dBuV/m dBuV dB/m dB dB cm deg 1 5795.00 98.54 ------ ------ 85.90 35.92 10.18 33.46 155 13 PEAK
Avg	Blank	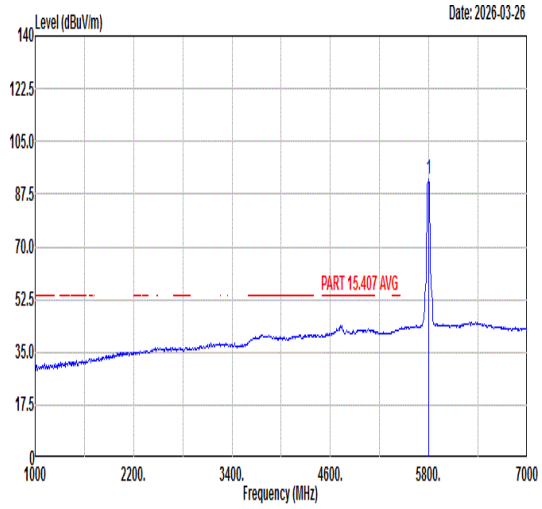 Freq Level Limit Line Margin (dB) Read Level Ant Factor Cable Loss Preamp Factor APos TPos Remark MHz dBuV/m dBuV/m dBuV dB/m dB dB cm deg 1 5795.00 92.35 ------ ------ 79.71 35.92 10.18 33.46 155 13 AVERAGE

Mode	35	
	Band Edge - R	
	U-NII-3_5.725-5.85_802.11n HT40_CH159_5795MHz	
ANT	SISO	
Pol.	Vertical	Fundamental
Peak	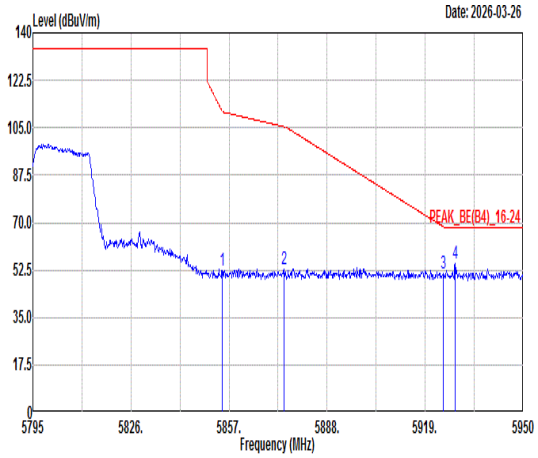 Freq / Level / Limit Line / Margin (dB) / Read Level / Ant Factor / Cable Loss / Preamp Factor / APos / TPos / Remark MHz / dBuV/m / dBuV/m / dBuV / dB/m / dB / dB / cm / deg 1 5854.83 52.22 111.19 -58.97 39.40 36.00 10.29 33.47 155 13 PEAK 2 5874.36 52.84 105.38 -52.54 39.96 36.02 10.33 33.47 155 13 PEAK 3 5924.74 51.30 68.49 -17.19 38.25 36.09 10.44 33.48 155 13 PEAK 4 5928.46 54.71 68.30 -13.59 41.65 36.10 10.45 33.49 155 13 PEAK	Blank

Mode	36	
	Band Edge - L	
	U-NII-3_5.725-5.85_802.11ac VHT80_CH155_5775MHz	
ANT	SISO	
Pol.	Horizontal	Fundamental
Peak	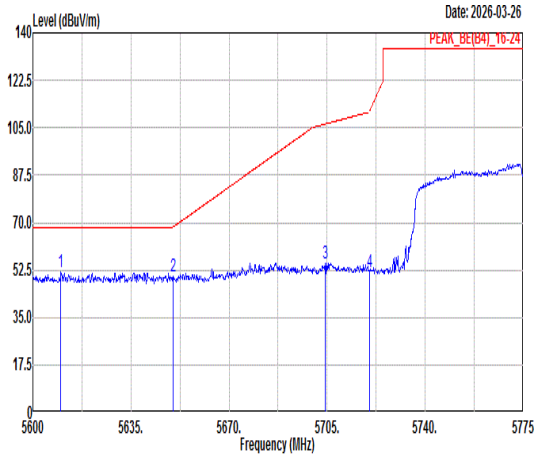 Freq Level Limit Line Margin (dB) Read Level Ant Factor Cable Loss Preamp Factor APos TPos Remark MHz dBuV/m dBuV/m dBuV dB/m dB dB cm deg 1 5609.98 51.53 68.30 -16.77 39.52 35.65 9.78 33.42 391 227 PEAK 2 5650.05 50.03 68.34 -18.31 37.89 35.71 9.86 33.43 391 227 PEAK 3 5704.30 54.68 106.41 -51.73 42.35 35.79 9.98 33.44 391 227 PEAK 4 5720.05 52.02 110.91 -58.89 39.64 35.81 10.01 33.44 391 227 PEAK	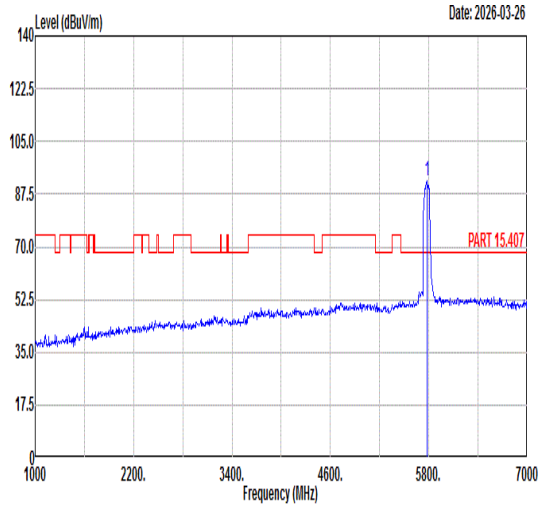 Freq Level Limit Line Margin (dB) Read Level Ant Factor Cable Loss Preamp Factor APos TPos Remark MHz dBuV/m dBuV/m dBuV dB/m dB dB cm deg 1 5775.00 91.95 ------ ------ 79.38 35.89 10.14 33.46 391 227 PEAK
Avg	Blank	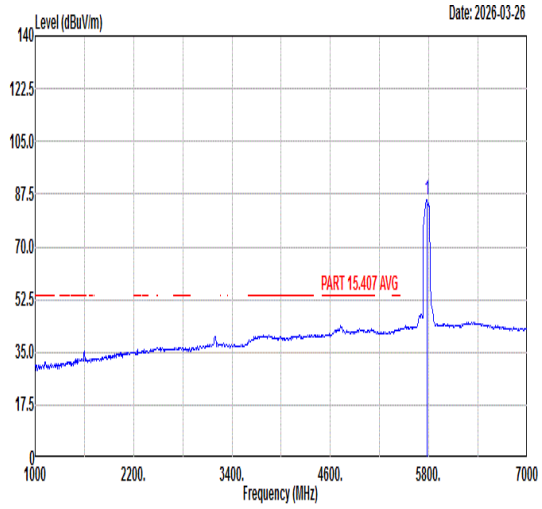 Freq Level Limit Line Margin (dB) Read Level Ant Factor Cable Loss Preamp Factor APos TPos Remark MHz dBuV/m dBuV/m dBuV dB/m dB dB cm deg 1 5775.00 85.70 ------ ------ 73.14 35.89 10.13 33.46 391 227 AVERAGE

Mode	36	
	Band Edge - R	
	U-NII-3_5.725-5.85_802.11ac VHT80_CH155_5775MHz	
ANT	SISO	
Pol.	Horizontal	Fundamental
Peak	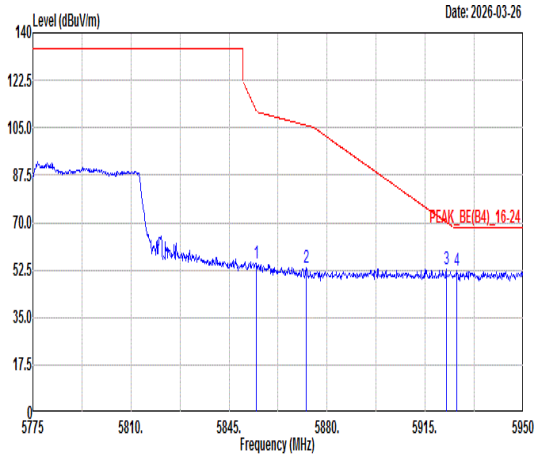 Freq Level Limit Line Margin (dB) Read Level Ant Factor Cable Loss Preamp Factor APos TPos Remark MHz dBuV/m dBuV/m dBuV dB/m dB dB cm deg 1 5854.80 54.87 111.26 -56.39 42.05 36.00 10.29 33.47 391 227 PEAK 2 5872.65 53.29 105.86 -52.57 40.41 36.02 10.33 33.47 391 227 PEAK 3 5922.53 52.92 70.12 -17.20 39.88 36.09 10.43 33.48 391 227 PEAK 4 5926.38 52.38 68.30 -15.92 39.33 36.10 10.44 33.49 391 227 PEAK	Blank

Mode	36	
	Band Edge - L	
	U-NII-3_5.725-5.85_802.11ac VHT80_CH155_5775MHz	
ANT	SISO	
Pol.	Vertical	Fundamental
Peak	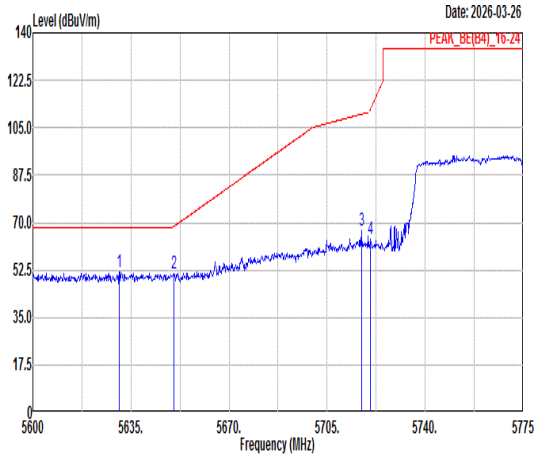 Freq Level Limit Line Margin (dB) Read Level Ant Factor Cable Loss Preamp Factor APos TPos Remark MHz dBuV/m dBuV/m dBuV dB/m dB dB cm deg 1 5630.80 51.59 68.30 -16.71 39.52 35.68 9.82 33.43 189 15 PEAK 2 5650.40 51.15 68.60 -17.45 39.01 35.71 9.86 33.43 189 15 PEAK 3 5717.25 67.12 110.03 -42.91 54.76 35.80 10.00 33.44 189 15 PEAK 4 5720.58 63.97 112.11 -48.14 51.59 35.81 10.01 33.44 189 15 PEAK	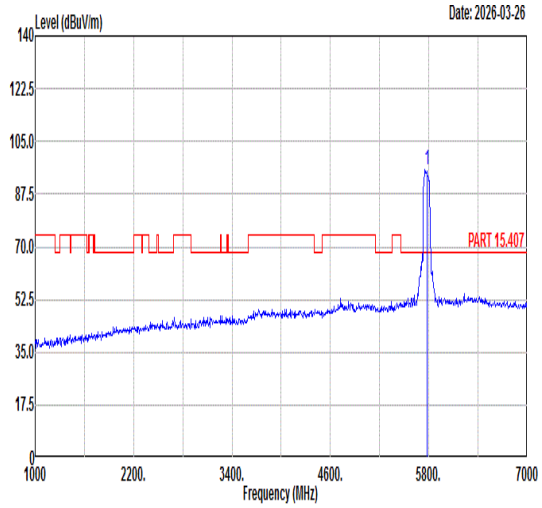 Freq Level Limit Line Margin (dB) Read Level Ant Factor Cable Loss Preamp Factor APos TPos Remark MHz dBuV/m dBuV/m dBuV dB/m dB dB cm deg 1 5775.00 95.37 ------ ------ 82.89 35.85 10.08 33.45 189 15 PEAK
Avg	Blank	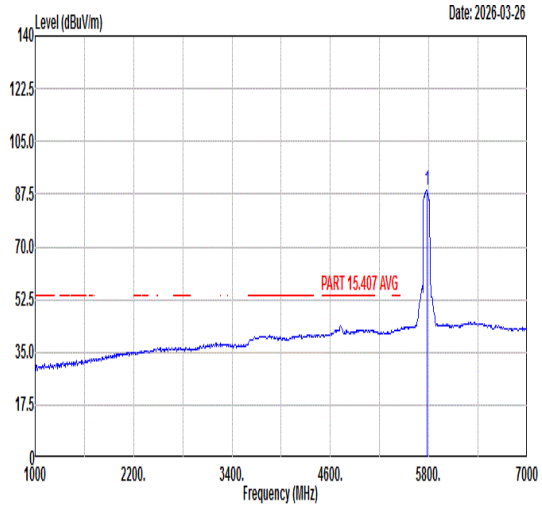 Freq Level Limit Line Margin (dB) Read Level Ant Factor Cable Loss Preamp Factor APos TPos Remark MHz dBuV/m dBuV/m dBuV dB/m dB dB cm deg 1 5775.00 88.59 ------ ------ 76.05 35.88 10.11 33.45 189 15 AVERAGE

Mode	36	
	Band Edge - R	
	U-NII-3_5.725-5.85_802.11ac VHT80_CH155_5775MHz	
ANT	SISO	
Pol.	Vertical	Fundamental
Peak	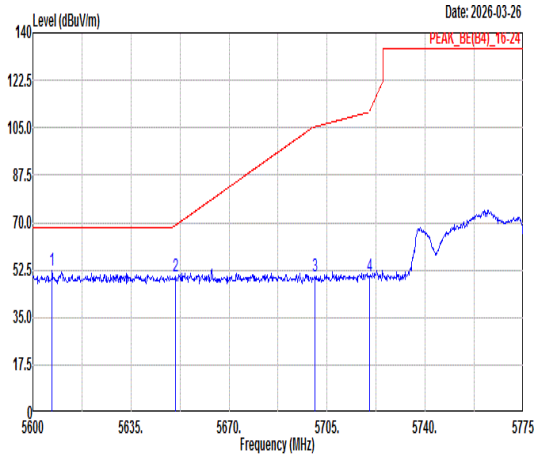 Freq Level Limit Line Margin (dB) Read Level Ant Factor Cable Loss Preamp Factor APos TPos Remark MHz dBuV/m dBuV/m dBuV dB/m dB dB cm deg 1 5606.83 52.23 68.30 -16.07 40.23 35.65 9.77 33.42 100 233 PEAK 2 5650.93 50.18 68.99 -18.81 38.04 35.71 9.86 33.43 100 233 PEAK 3 5700.63 50.42 105.38 -54.96 38.11 35.78 9.97 33.44 100 233 PEAK 4 5720.05 50.04 110.91 -60.87 37.66 35.81 10.01 33.44 100 233 PEAK	Blank

Mode	37	
	LF	
	U-NII-2C_5.47-5.725_802.11a LF_CH116_5580MHz	
ANT	SISO	
Pol.	Horizontal	Vertical
Peak	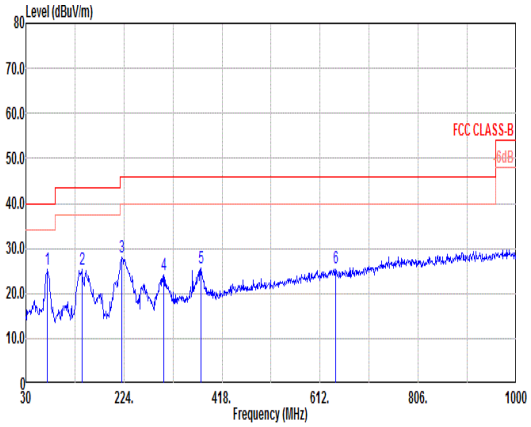	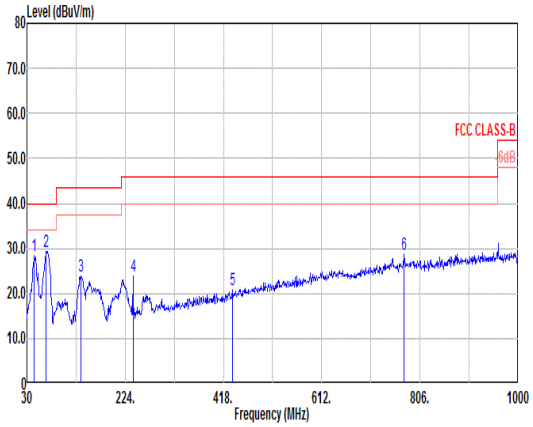

	Freq	Level	Limit Line	Margin	Read Level	Ant Factor	Cable Loss	Preamp Factor	APos	TPos	Remark
	MHz	dBuV/m	dBuV/m	dB	dBuV	dB/m	dB	dB	cm	deg	
1	72.68	25.37	40.00	-14.63	43.42	12.70	0.85	31.60	---	---	Peak
2	140.58	25.38	43.50	-18.12	38.27	17.52	1.21	31.62	---	---	Peak
3	220.12	27.97	46.00	-18.03	42.32	15.63	1.52	31.50	---	---	Peak
4	302.57	24.03	46.00	-21.97	34.36	19.45	1.81	31.59	---	---	Peak
5	376.29	25.56	46.00	-20.44	33.71	21.20	2.04	31.39	---	---	Peak
6	642.07	25.54	46.00	-20.46	27.29	26.79	2.64	31.18	---	---	Peak

	Freq	Level	Limit Line	Margin	Read Level	Ant Factor	Cable Loss	Preamp Factor	APos	TPos	Remark
	MHz	dBuV/m	dBuV/m	dB	dBuV	dB/m	dB	dB	cm	deg	
1	44.55	28.39	40.00	-11.61	42.12	17.41	0.65	31.79	---	---	Peak
2	67.83	29.35	40.00	-10.65	47.88	12.25	0.82	31.60	---	---	Peak
3	136.70	23.81	43.50	-19.69	36.51	17.73	1.20	31.63	---	---	Peak
4	239.52	23.88	46.00	-22.12	36.47	17.31	1.60	31.50	---	---	Peak
5	435.46	20.75	46.00	-25.25	27.07	22.81	2.17	31.30	---	---	Peak
6	774.96	28.80	46.00	-17.20	28.00	28.96	2.89	31.05	---	---	Peak

Mode	38	
	LF	
	U-NII-3_5.725-5.85_802.11n HT20 LF_CH149_5745MHz	
ANT	SISO	
Pol.	Horizontal	Vertical
Peak	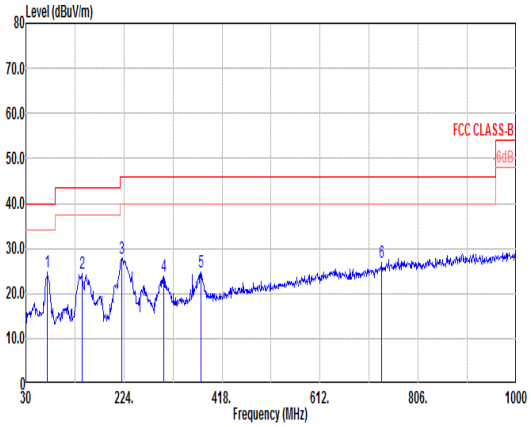	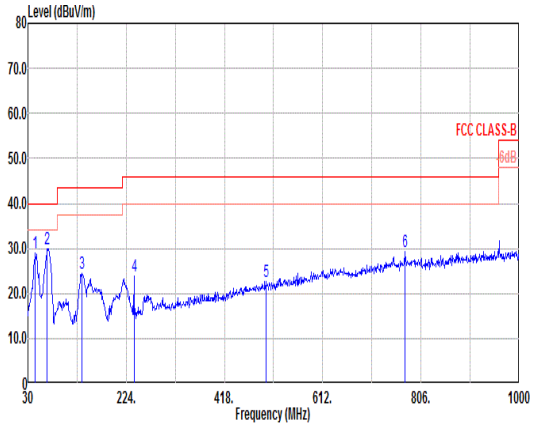

Horizontal:

	Freq	Level	Limit Line	Margin	Read Level	Ant Factor	Cable Loss	Preamp Factor	APos	TPos	Remark
	MHz	dBuV/m	dBuV/m	dB	dBuV	dB/m	dB	dB	cm	deg	
1	72.68	24.61	40.00	-15.39	42.66	12.70	0.85	31.60	---	---	Peak
2	140.58	24.51	43.50	-18.99	37.40	17.52	1.21	31.62	---	---	Peak
3	220.12	27.81	46.00	-18.19	42.16	15.63	1.52	31.50	---	---	Peak
4	302.57	23.72	46.00	-22.28	34.05	19.45	1.81	31.59	---	---	Peak
5	376.29	24.80	46.00	-21.20	32.95	21.20	2.04	31.39	---	---	Peak
6	734.22	26.79	46.00	-19.21	26.68	28.32	2.82	31.03	---	---	Peak

Vertical:

	Freq	Level	Limit Line	Margin	Read Level	Ant Factor	Cable Loss	Preamp Factor	APos	TPos	Remark
	MHz	dBuV/m	dBuV/m	dB	dBuV	dB/m	dB	dB	cm	deg	
1	44.55	28.90	40.00	-11.10	42.63	17.41	0.65	31.79	---	---	Peak
2	67.83	29.87	40.00	-10.13	48.40	12.25	0.82	31.60	---	---	Peak
3	136.70	24.43	43.50	-19.07	37.13	17.73	1.20	31.63	---	---	Peak
4	239.52	23.88	46.00	-22.12	36.47	17.31	1.60	31.50	---	---	Peak
5	499.48	22.65	46.00	-23.35	27.29	24.33	2.33	31.30	---	---	Peak
6	774.96	29.14	46.00	-16.86	28.34	28.96	2.89	31.05	---	---	Peak

Appendix D. Duty Cycle Plots

Band	Duty Cycle(%)	T(ms)	1/T(kHz)	VBW Setting
802.11a	98.10	-	-	10Hz
802.11n HT20	98.47	-	-	10Hz
802.11n HT40	95.92	0.940	1.064	3KHz
802.11ac VHT80	93.00	0.465	2.1505	3KHz

802.11a

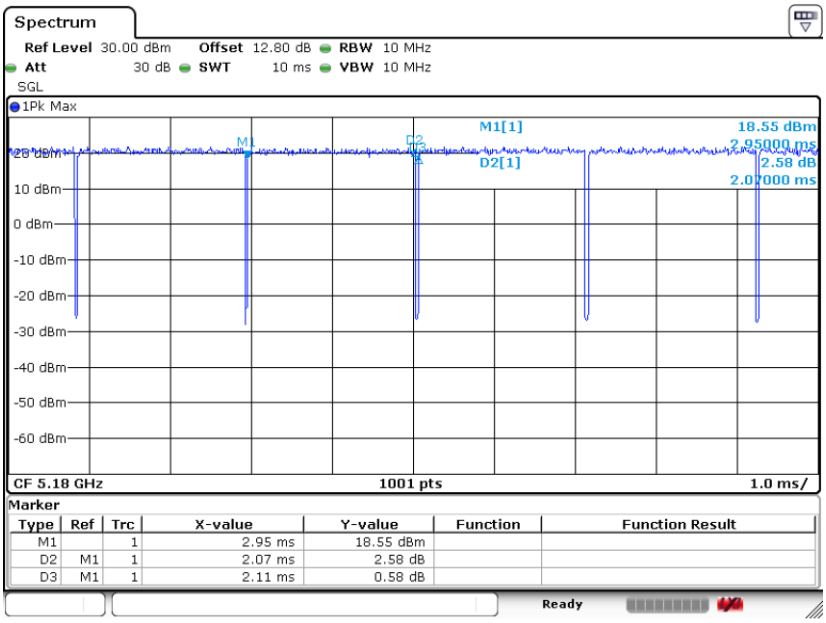

802.11n HT20

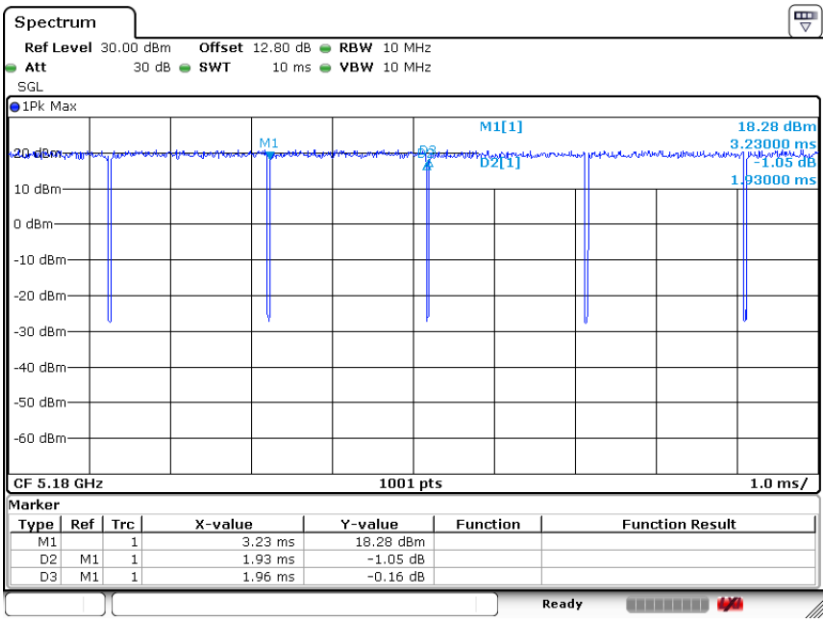

802.11n HT40

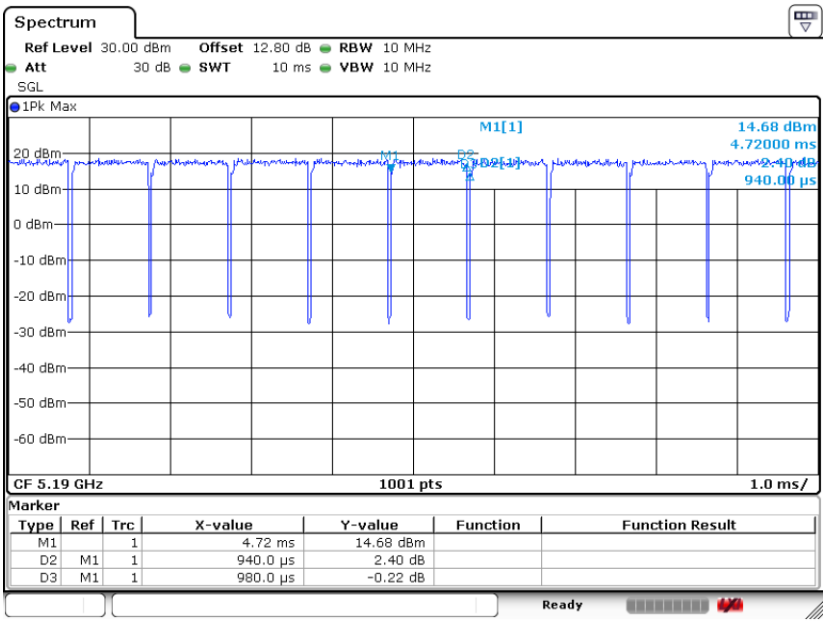
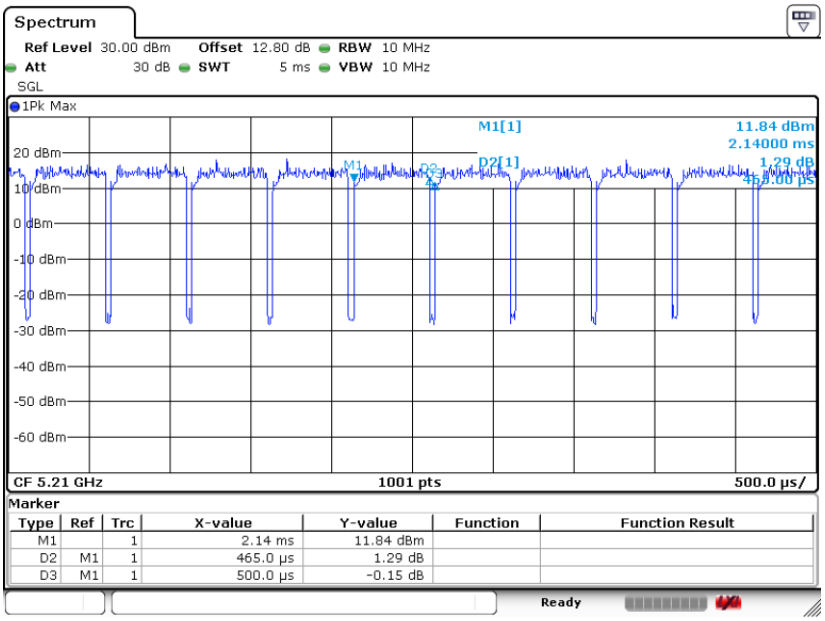
802.11ac VHT80