Test Graphs

11B_Ant1_Low_2412

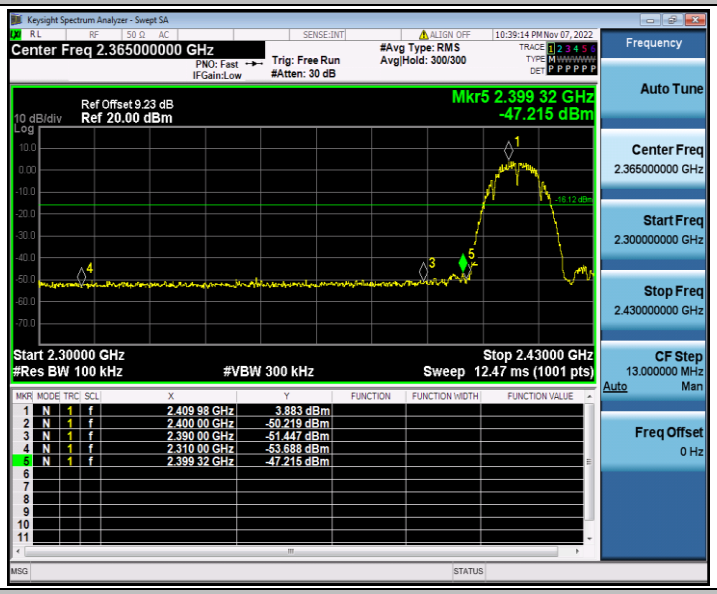

11B_Ant1_High_2462

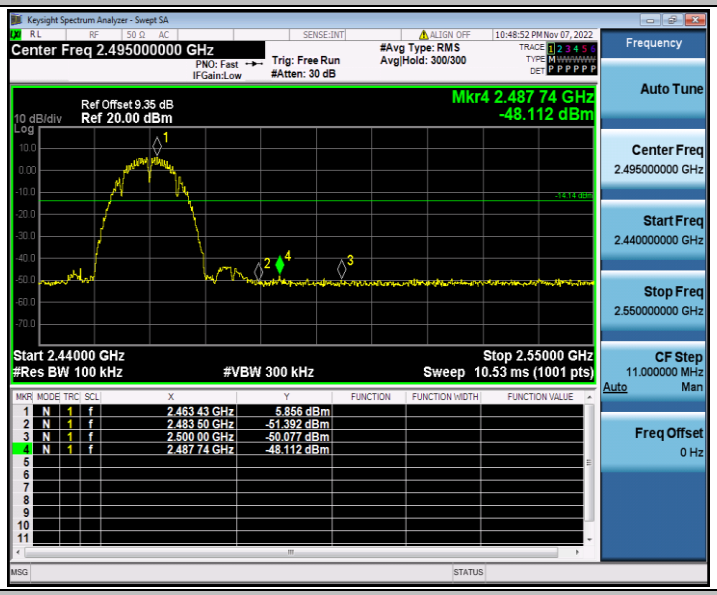

11G_Ant1_Low_2412

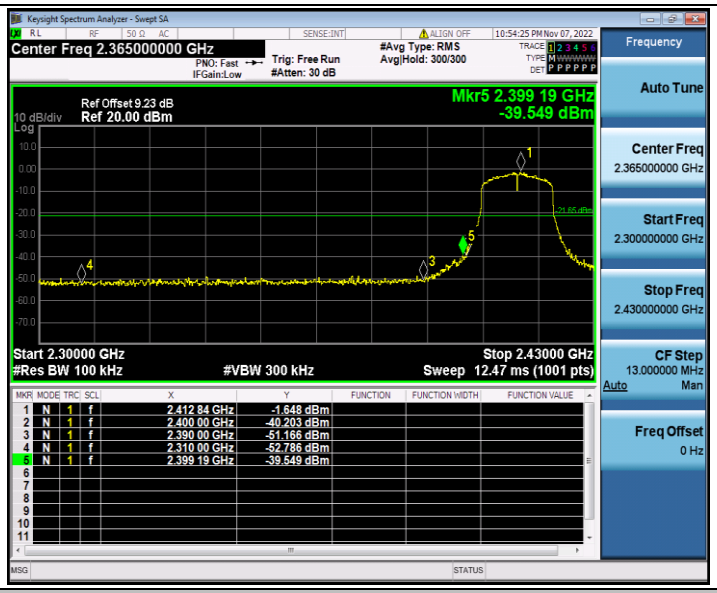

11G_Ant1_High_2462

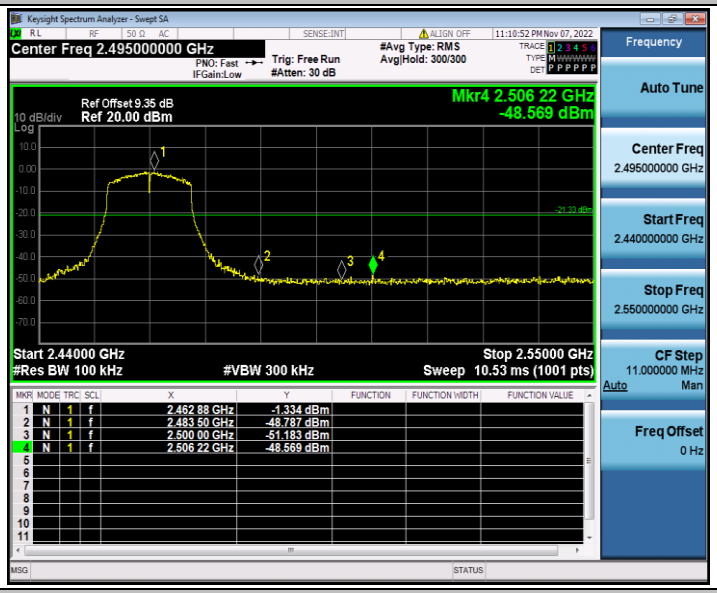

11N20SISO_Ant1_Low_2412

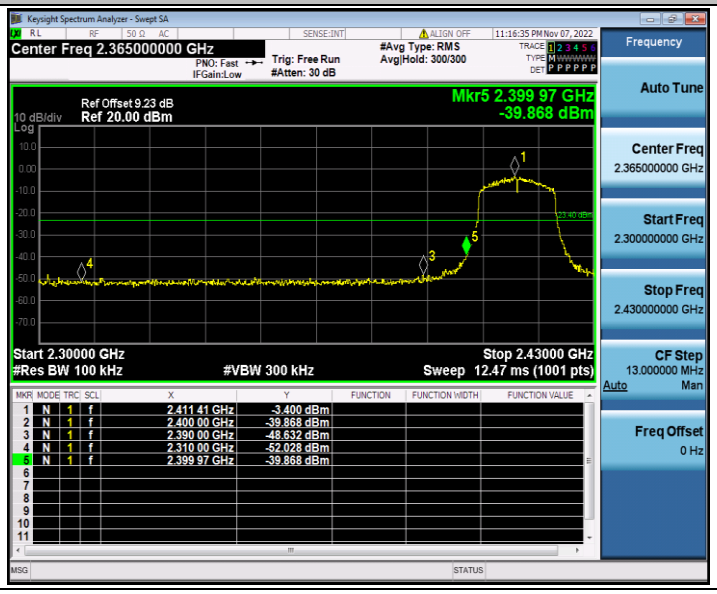

11N20SISO_Ant1_High_2462

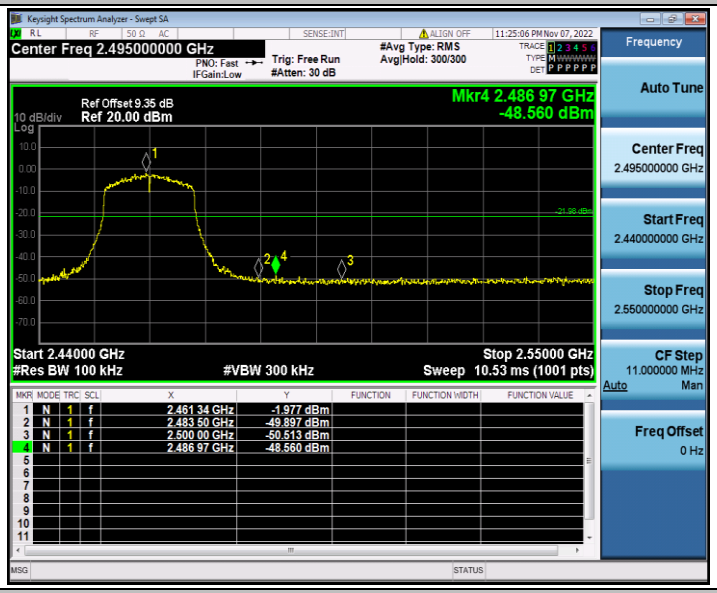

11N40SISO_Ant1_Low_2422

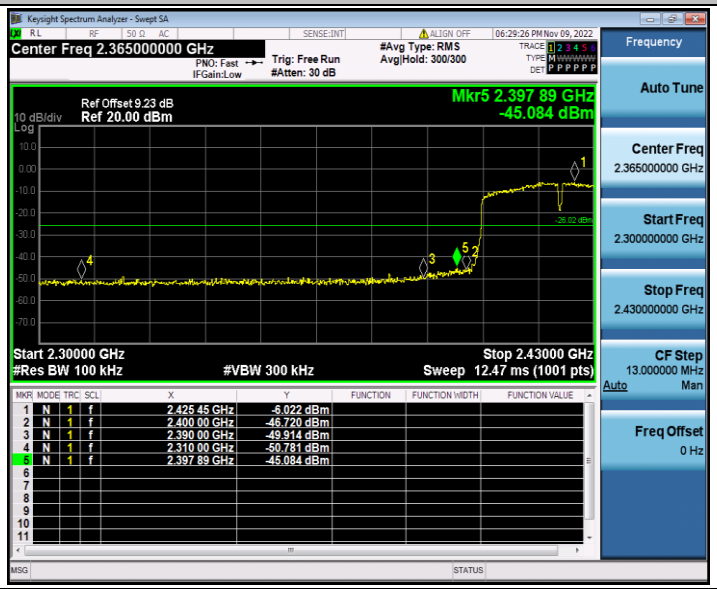

11N40SISO_Ant1_High_2452

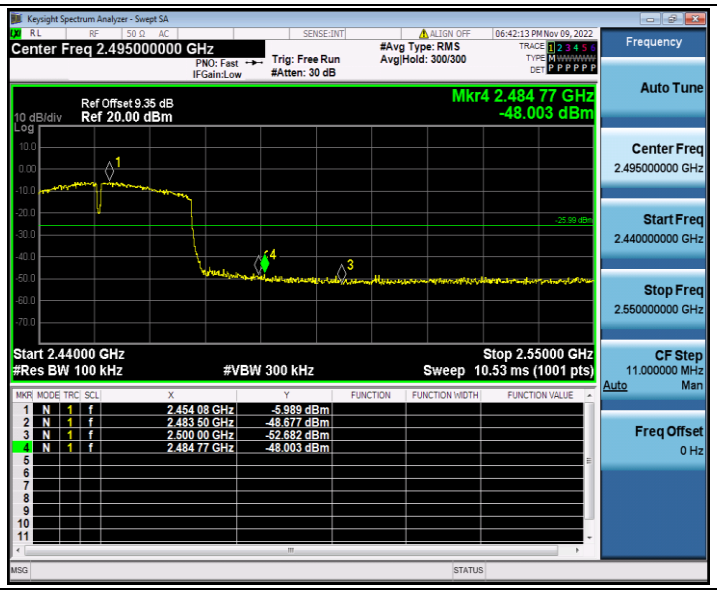
Keysight Spectrum Analyzer - Swept SA
RL
RF
50 Ω AC
SENSE:INT
ALIGN OFF
06:42:13 PM Nov 09, 2022
Center Freq 2.495000000 GHz
PNO: Fast
IFGain:Low
Trig: Free Run
#Atten: 30 dB
#Avg Type: RMS
Avg|Hold: 300/300
TRACE 1 2 3 4 5 6
TYPE M
DET P P P P P
Frequency
Auto Tune
Center Freq
2.495000000 GHz
Start Freq
2.440000000 GHz
Stop Freq
2.550000000 GHz
CF Step
11.000000 MHz
Auto
Man
Freq Offset
0 Hz
Ref Offset 9.35 dB
10 dB/div
Ref 20.00 dBm
Log
Mkr4 2.484 77 GHz
-48.003 dBm
10.0
0.00
-10.0
-20.0
-30.0
-40.0
-50.0
-60.0
-70.0
-25.99 dBm
Start 2.44000 GHz
#Res BW 100 kHz
#VBW 300 kHz
Stop 2.55000 GHz
Sweep 10.53 ms (1001 pts)
MKR MODE TRC SCL X Y FUNCTION FUNCTION WIDTH FUNCTION VALUE
1 N 1 f 2.454 08 GHz -5.989 dBm
2 N 1 f 2.483 50 GHz -48.677 dBm
3 N 1 f 2.500 00 GHz -52.682 dBm
4 N 1 f 2.484 77 GHz -48.003 dBm
5
6
7
8
9
10
11
MSG
STATUS

Appendix A.6: Conducted Spurious Emission

Test Result

TestMode	Antenna	Frequency[MHz]	FreqRange [Mhz]	RefLevel [dBm]	Result [dBm]	Limit [dBm]	Verdict
11B	Ant1	2412	Reference	4.02	4.02	---	PASS
			30~1000	4.02	-60.51	≤-15.98	PASS
			1000~26500	4.02	-47.19	≤-15.98	PASS
		2437	Reference	3.65	3.65	---	PASS
			30~1000	3.65	-59.95	≤-16.35	PASS
			1000~26500	3.65	-47.48	≤-16.35	PASS
		2462	Reference	4.28	4.28	---	PASS
			30~1000	4.28	-60.81	≤-15.72	PASS
			1000~26500	4.28	-45.21	≤-15.72	PASS
11G	Ant1	2412	Reference	-2.04	-2.04	---	PASS
			30~1000	-2.04	-60.35	≤-22.04	PASS
			1000~26500	-2.04	-48.03	≤-22.04	PASS
		2437	Reference	-2.23	-2.23	---	PASS
			30~1000	-2.23	-59.76	≤-22.23	PASS
			1000~26500	-2.23	-44.03	≤-22.23	PASS
		2462	Reference	-1.47	-1.47	---	PASS
			30~1000	-1.47	-60.23	≤-21.47	PASS
			1000~26500	-1.47	-47.18	≤-21.47	PASS
11N20SISO	Ant1	2412	Reference	-4.13	-4.13	---	PASS
			30~1000	-4.13	-59.48	≤-24.13	PASS
			1000~26500	-4.13	-47.1	≤-24.13	PASS
		2437	Reference	-2.38	-2.38	---	PASS
			30~1000	-2.38	-60.29	≤-22.38	PASS
			1000~26500	-2.38	-47.85	≤-22.38	PASS
		2462	Reference	-2.46	-2.46	---	PASS
			30~1000	-2.46	-60.03	≤-22.46	PASS
			1000~26500	-2.46	-47.87	≤-22.46	PASS
11N40SISO	Ant1	2422	Reference	-6.73	-6.73	---	PASS
			30~1000	-6.73	-60.5	≤-26.73	PASS
			1000~26500	-6.73	-47.48	≤-26.73	PASS
		2437	Reference	-4.53	-4.53	---	PASS
			30~1000	-4.53	-60.71	≤-24.53	PASS
			1000~26500	-4.53	-47.21	≤-24.53	PASS
		2452	Reference	-6.35	-6.35	---	PASS
			30~1000	-6.35	-60.57	≤-26.35	PASS
			1000~26500	-6.35	-47.08	≤-26.35	PASS

Test Graphs

11B_Ant1_2412_0~Reference

11B_Ant1_2412_30~1000

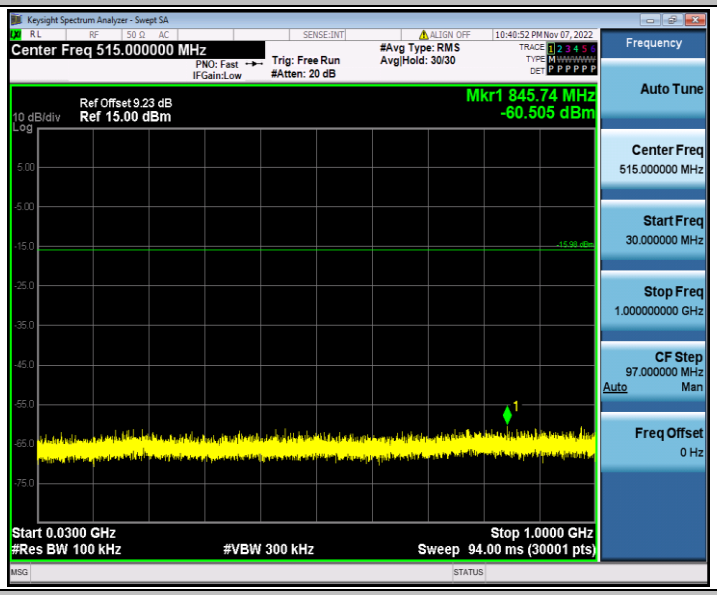

11B_Ant1_2412_1000~26500

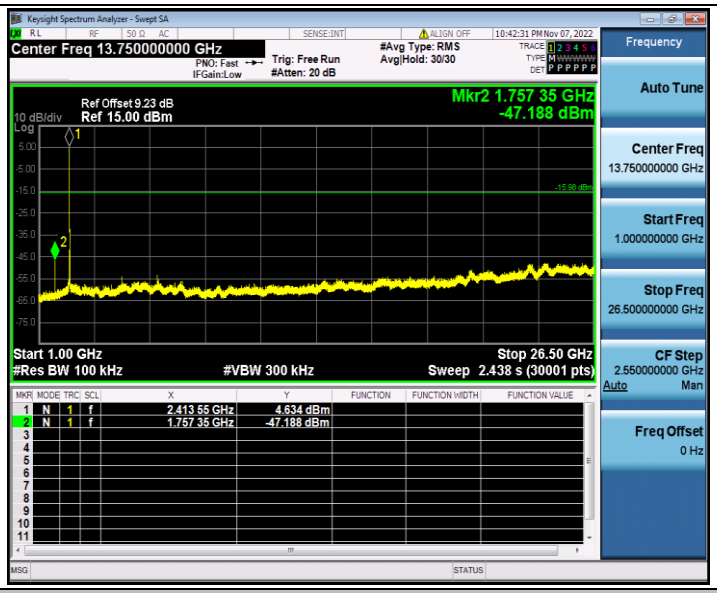

11B_Ant1_2437_0~Reference

11B_Ant1_2437_30~1000

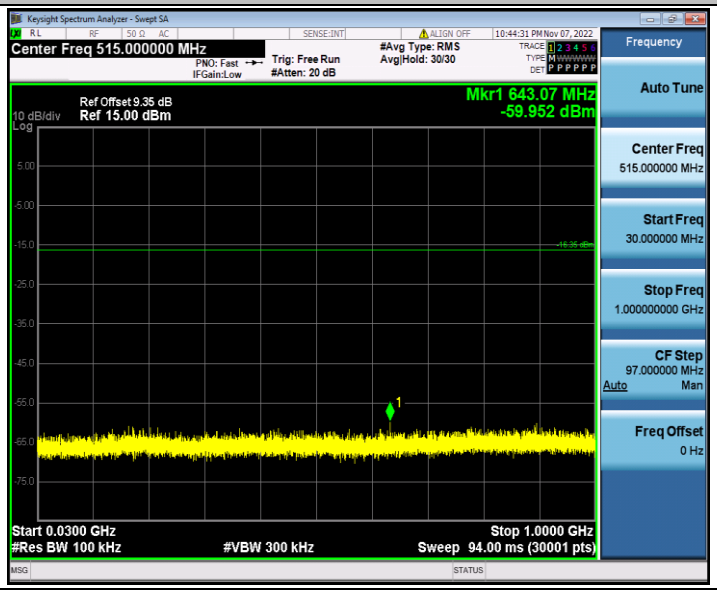

11B_Ant1_2437_1000~26500

11B_Ant1_2462_0~Reference

11B_Ant1_2462_30~1000

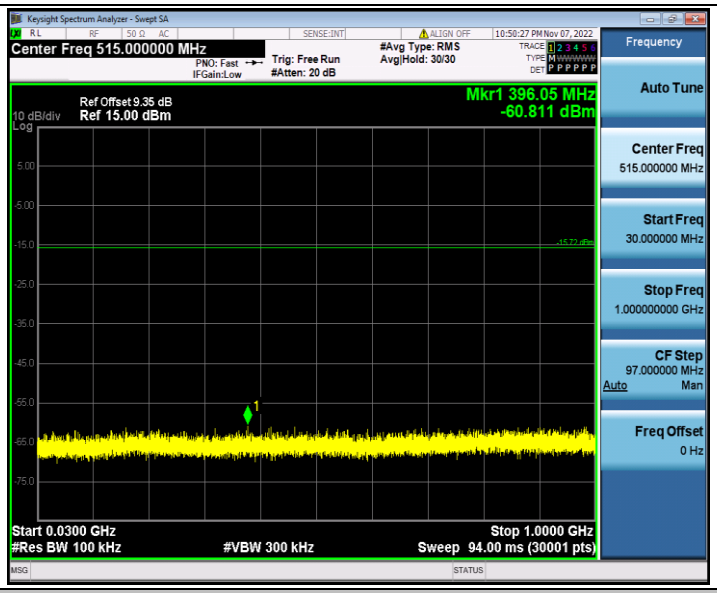

11B_Ant1_2462_1000~26500

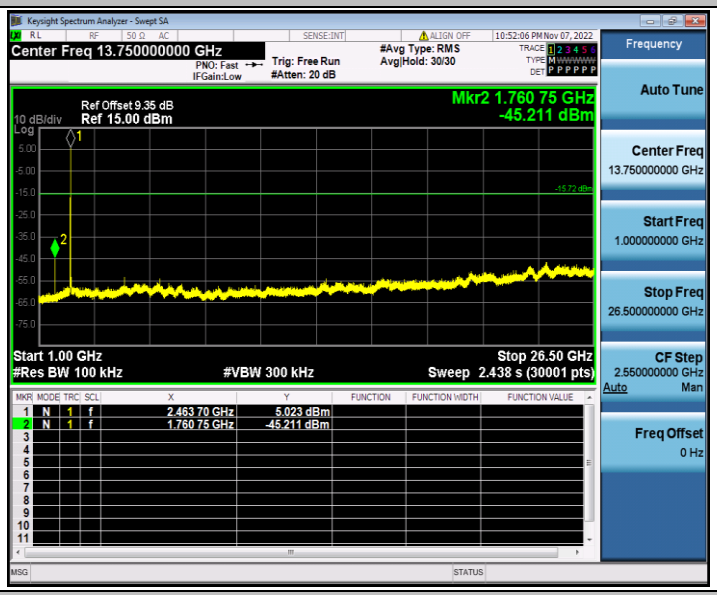

11G_Ant1_2412_0~Reference

11G_Ant1_2412_30~1000

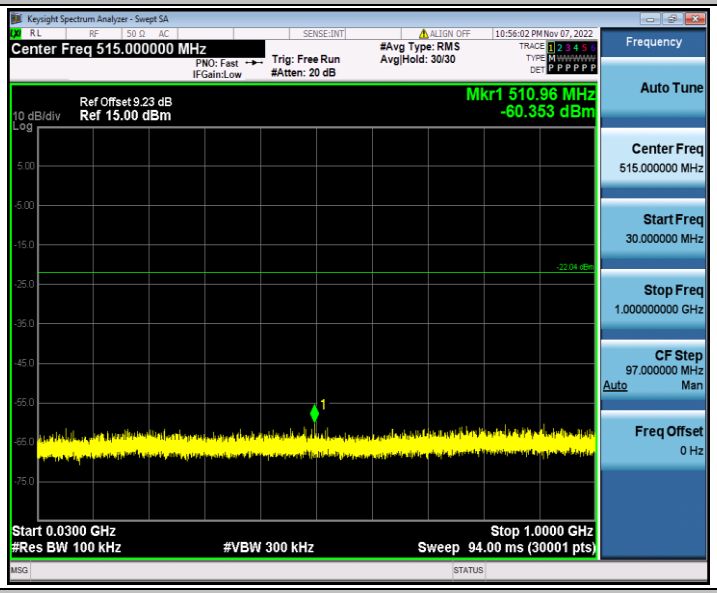

11G_Ant1_2412_1000~26500

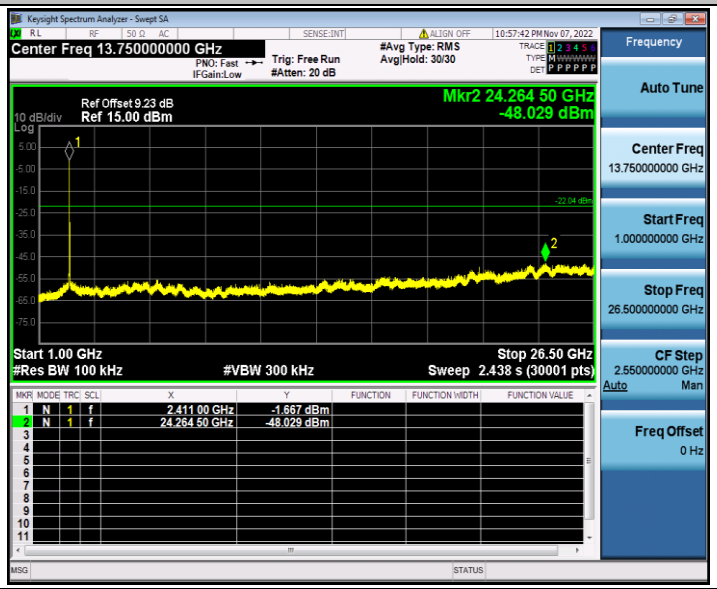

11G_Ant1_2437_0~Reference

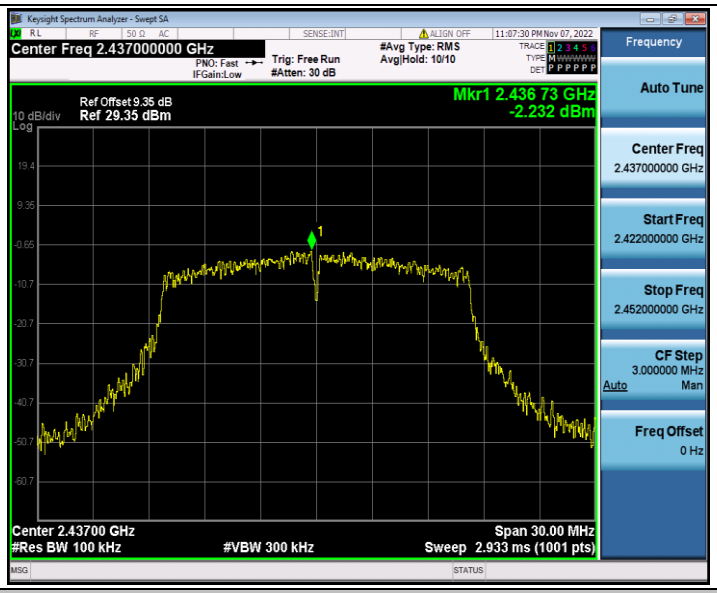

11G_Ant1_2437_30~1000

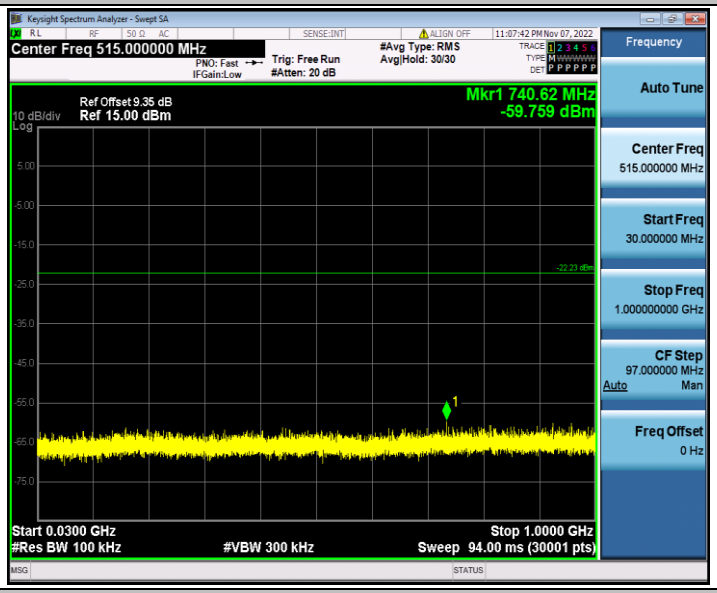

11G_Ant1_2437_1000~26500

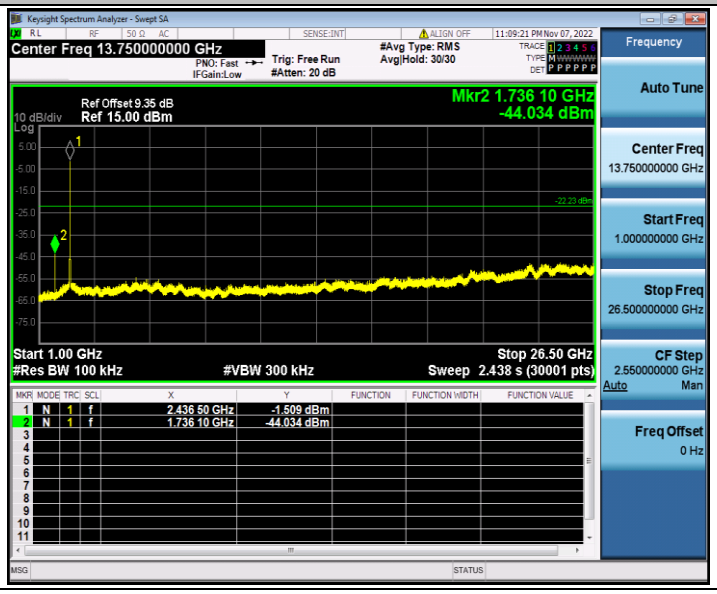

11G_Ant1_2462_0~Reference

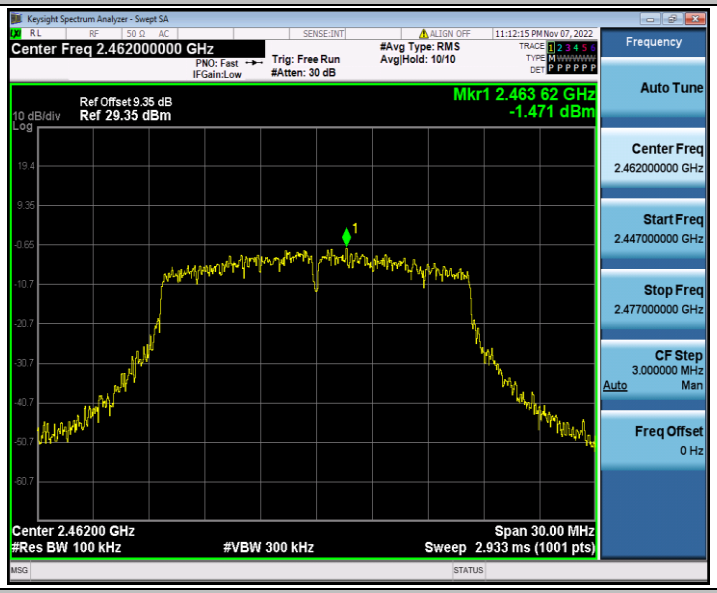

11G_Ant1_2462_30~1000

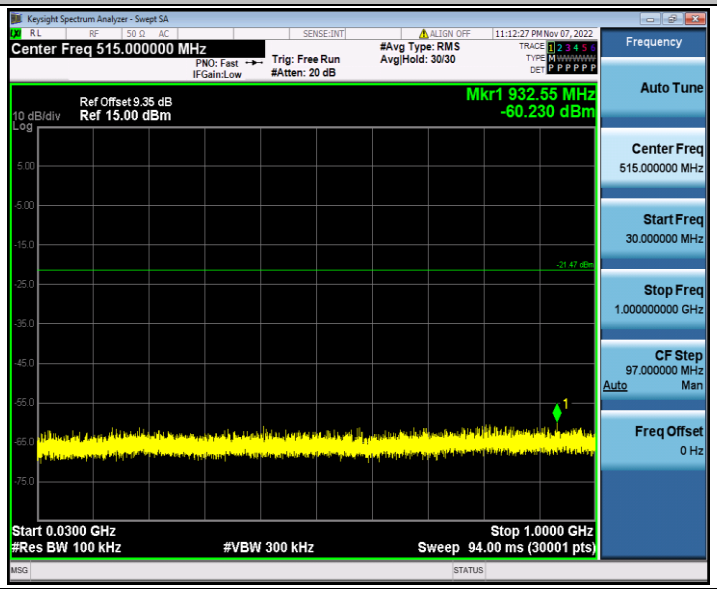

11G_Ant1_2462_1000~26500

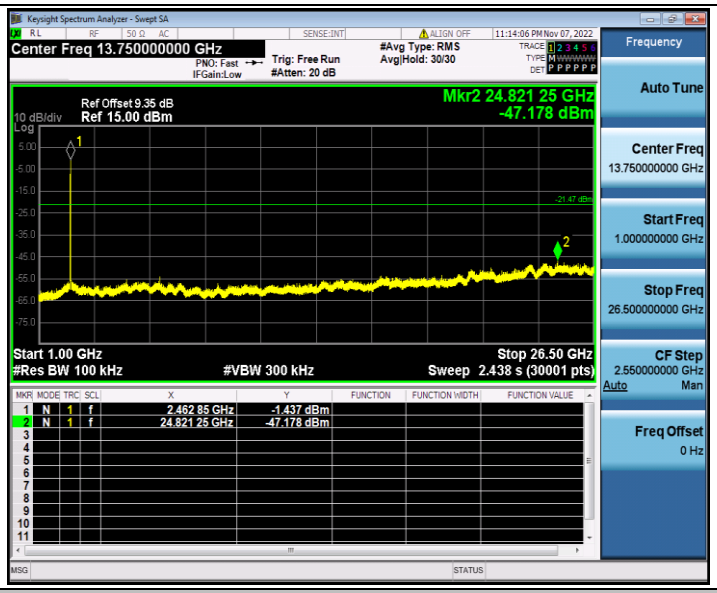

11N20SISO_Ant1_2412_0~Reference

11N20SISO_Ant1_2412_30~1000

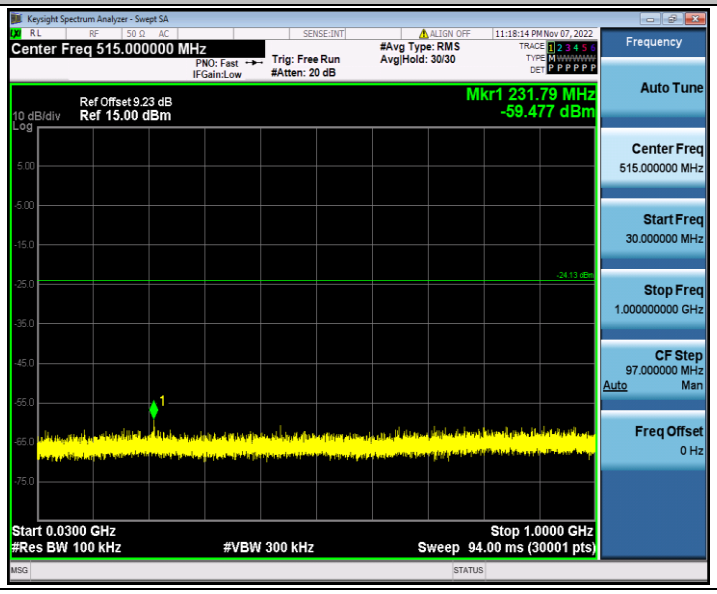

11N20SISO_Ant1_2412_1000~26500

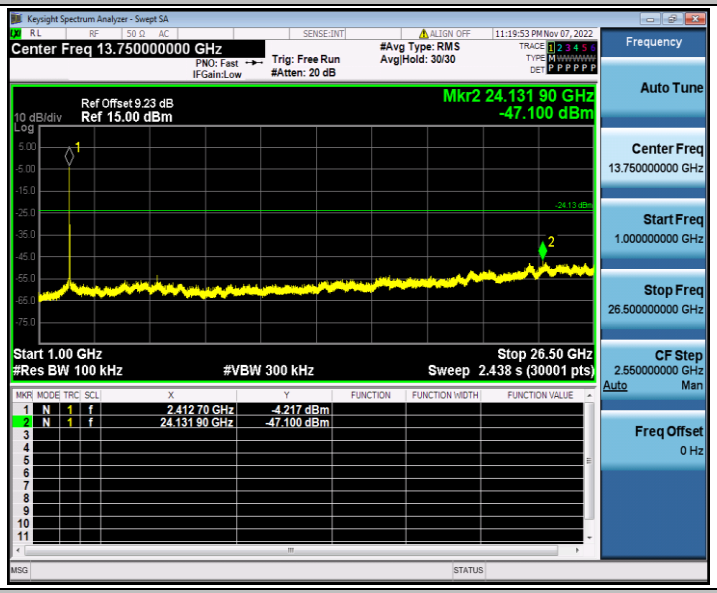

11N20SISO_Ant1_2437_0~Reference

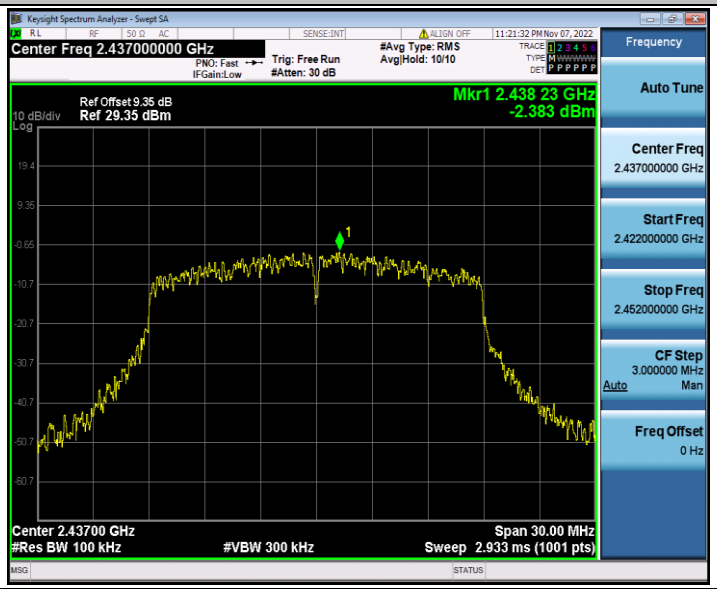

11N20SISO_Ant1_2437_30~1000

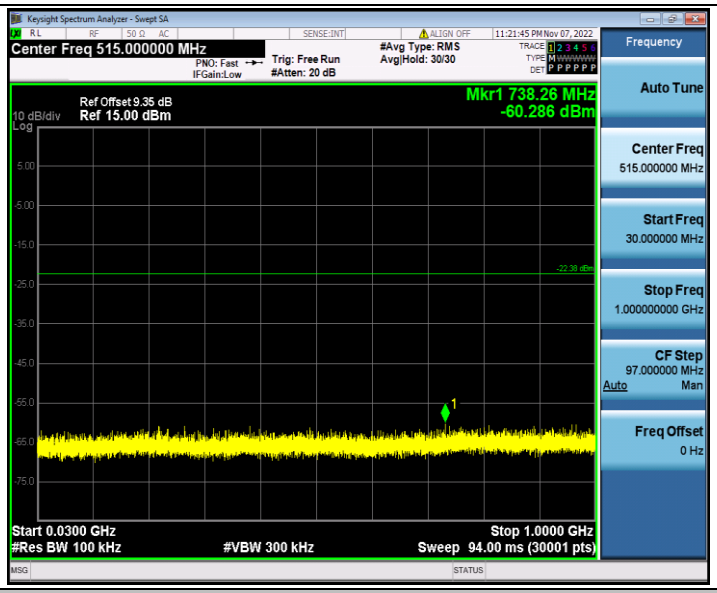

11N20SISO_Ant1_2437_1000~26500

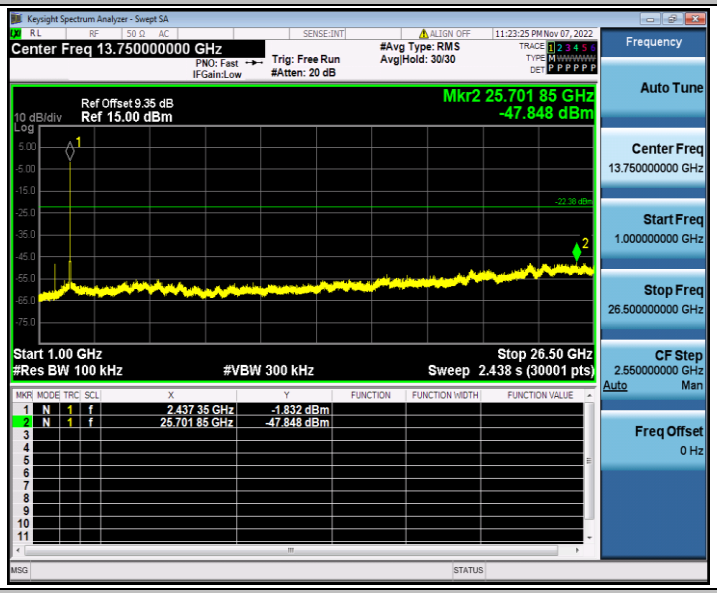

11N20SISO_Ant1_2462_0~Reference

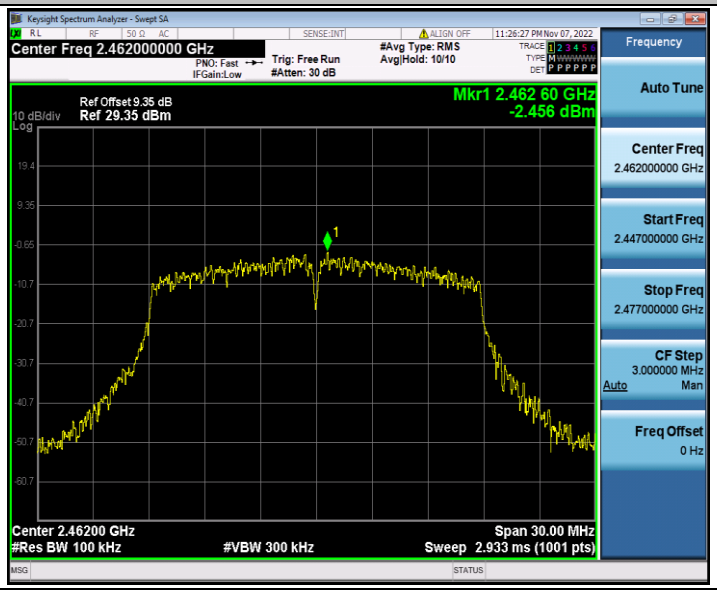

11N20SISO_Ant1_2462_30~1000

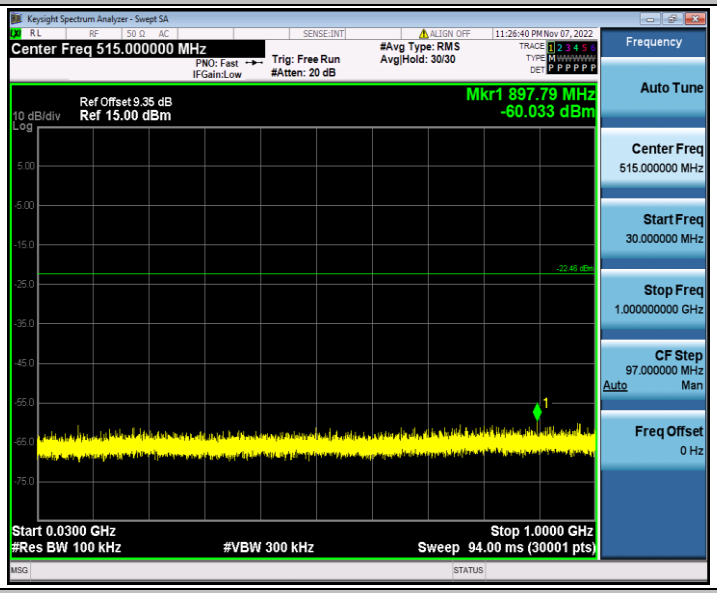

11N20SISO_Ant1_2462_1000~26500

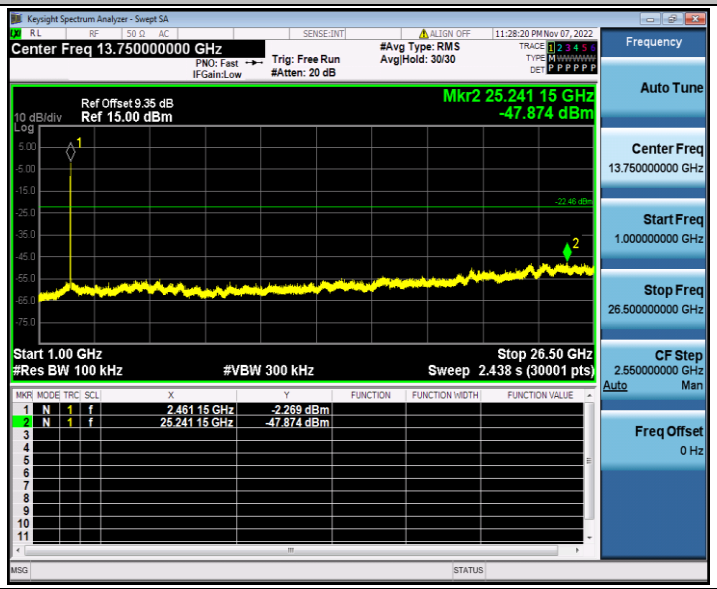

11N40SISO_Ant1_2422_0~Reference

11N40SISO_Ant1_2422_30~1000

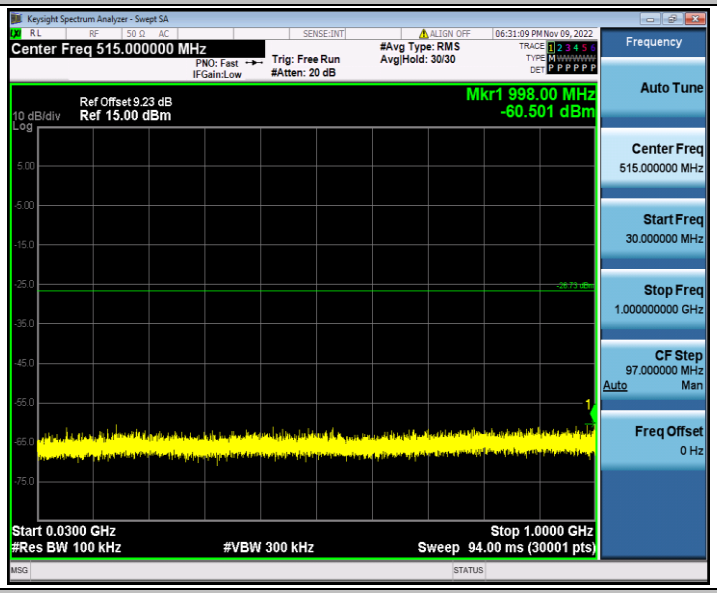

11N40SISO_Ant1_2422_1000~26500

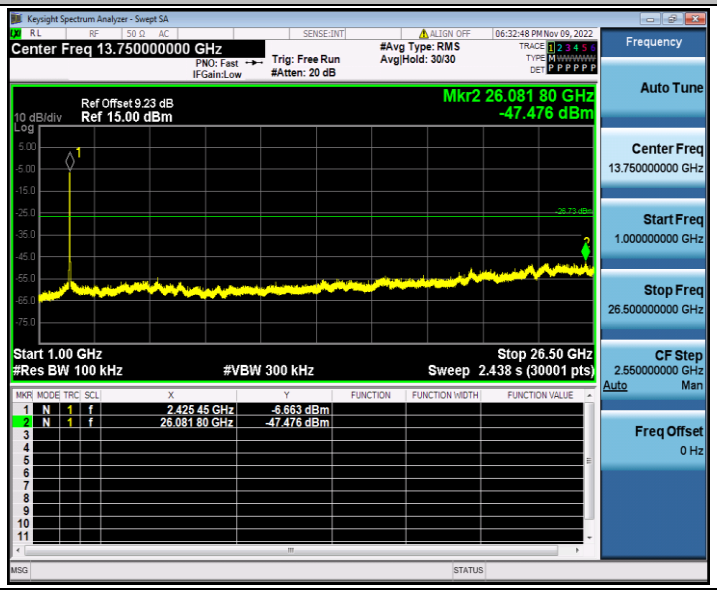

11N40SISO_Ant1_2437_0~Reference

11N40SISO_Ant1_2437_30~1000

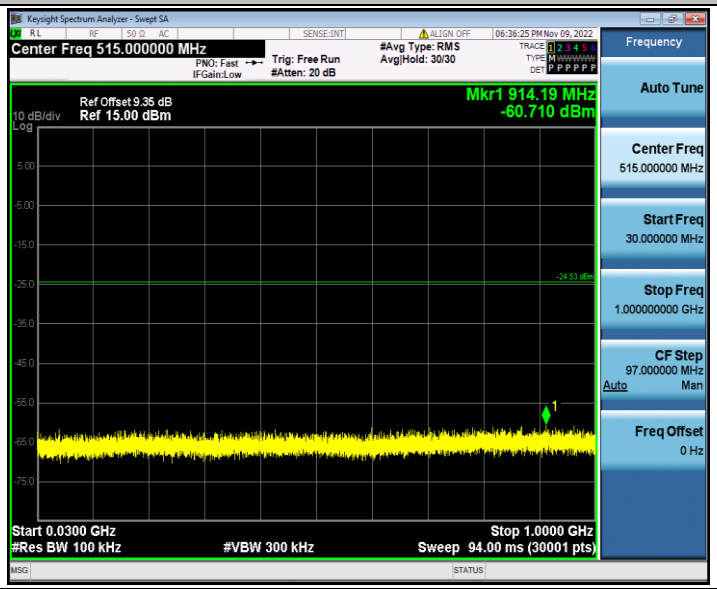

11N40SISO_Ant1_2437_1000~26500

11N40SISO_Ant1_2452_0~Reference

11N40SISO_Ant1_2452_30~1000

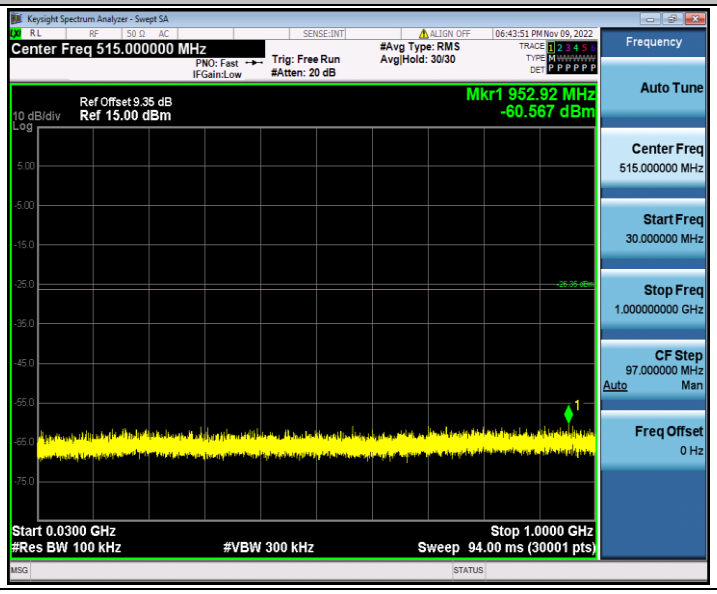
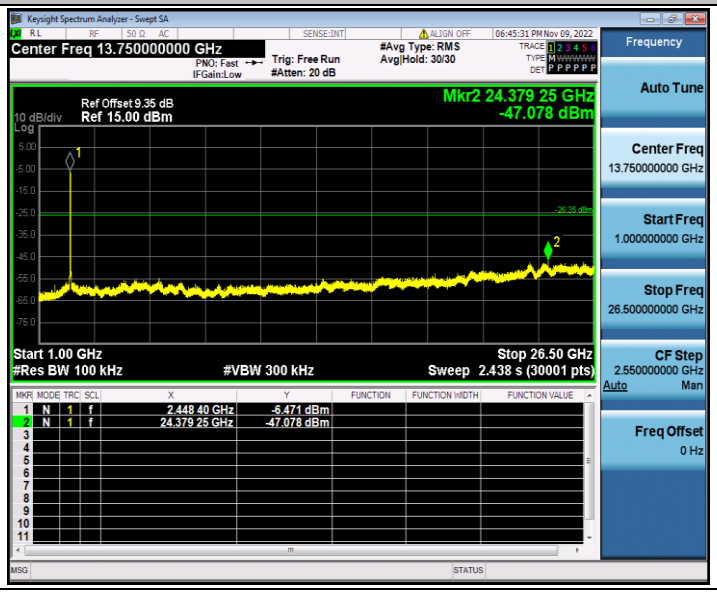
11N40SISO_Ant1_2452_1000~26500