FCC RADIO TEST REPORT

FCC ID	:	**2AG7G-C1A**
Equipment	:	**Plume PowerPod**
Brand Name	:	**Plume Design Inc**
Model Name	:	**C1A**
Applicant	:	**Plume Design Inc** **290 S California Ave, Suite 200, Palo Alto, CA 94306, USA**
Manufacturer	:	**Plume Design Inc** **290 S California Ave, Suite 200, Palo Alto, CA 94306, USA**
Standard	:	**FCC Part 15 Subpart E §15.407**

The product was received on Jan. 28, 2019 and testing was started from Jan. 30, 2019 and completed on Apr. 09, 2019. We, SPORTON INTERNATIONAL INC., EMC & Wireless Communications Laboratory, would like to declare that the tested sample has been evaluated in accordance with the test procedures and has been in compliance with the applicable technical standards.

The report must not be used by the client to claim product certification, approval, or endorsement by TAF or any agency of government.

The test results in this report apply exclusively to the tested model / sample. Without written approval of SPORTON INTERNATIONAL INC. EMC & Wireless Communications Laboratory, the test report shall not be reproduced except in full.

Approved by: Jones Tsai

SPORTON INTERNATIONAL INC. EMC & Wireless Communications Laboratory

No. 52, Huaya 1st Rd., Guishan Dist., Taoyuan City, Taiwan (R.O.C.)

Table of Contents

History of this test report **3**
Summary of Test Result **4**
1 General Description **5**
1.1 Product Feature of Equipment Under Test 5
1.2 Modification of EUT 5
1.3 Testing Location 5
1.4 Applicable Standards 6
2 Test Configuration of Equipment Under Test **7**
2.1 Carrier Frequency and Channel 7
2.2 Test Mode 8
2.3 Connection Diagram of Test System 10
2.4 Support Unit used in test configuration and system 10
2.5 EUT Operation Test Setup 11
2.6 Measurement Results Explanation Example 11
3 Test Result **12**
3.1 26dB & 99% Occupied Bandwidth Measurement 12
3.2 Maximum Conducted Output Power Measurement 15
3.3 Power Spectral Density Measurement 17
3.4 Unwanted Emissions Measurement 21
3.5 AC Conducted Emission Measurement 27
3.6 Automatically Discontinue Transmission 29
3.7 Antenna Requirements 30
4 List of Measuring Equipment **35**
5 Uncertainty of Evaluation **37**
Appendix A. Conducted Test Results
Appendix B. AC Conducted Emission Test Result
Appendix C. Radiated Spurious Emission
Appendix D. Radiated Spurious Emission Plots
Appendix E. Duty Cycle Plots
Appendix F. Setup Photographs

History of this test report

Report No.	Version	Description	Issued Date
FR912813E	01	Initial issue of report	May 14, 2019

Summary of Test Result

Report Clause	Ref Std. Clause	Test Items	Result (PASS/FAIL)	Remark
3.1	15.403(i)	26dB Bandwidth	Pass	-
3.1	2.1049	99% Occupied Bandwidth	Reporting only	-
3.2	15.407(a)	Maximum Conducted Output Power	Pass	-
3.3	15.407(a)	Power Spectral Density	Pass	-
3.4	15.407(b)	Unwanted Emissions	Pass	Under limit 1.01 dB at 5729.400 MHz
3.5	15.207	AC Conducted Emission	Pass	Under limit 12.51 dB at 0.641 MHz
3.6	15.407(c)	Automatically Discontinue Transmission	Pass	-
3.7	15.203 15.407(a)	Antenna Requirement	Pass	-

Declaration of Conformity:
The test results with all measurement uncertainty excluded are presented in accordance with the regulation limits or requirements declared by manufacturers.
Comments and Explanations:
The declared of product specification for EUT presented in the report are provided by the manufacturer, and the manufacturer takes all the responsibilities for the accuracy of product specification.

Reviewed by: Wii Chang

Report Producer: Maggie Chiang

1 General Description

1.1 Product Feature of Equipment Under Test

Bluetooth, Wi-Fi 2.4GHz 802.11b/g/n/ac, and Wi-Fi 5GHz 802.11a/n/ac

Product specification subjective to this standard	
Antenna Type	WLAN 2.4GHz: <Ant. 1>: PIFA Antenna <Ant. 2>: PIFA Antenna WLAN 5GHz: <Ant. 1>: PIFA Antenna <Ant. 2>: PIFA Antenna <Ant. 3>: PIFA Antenna <Ant. 4>: PIFA Antenna Bluetooth: PIFA Antenna

1.2 Modification of EUT

No modifications are made to the EUT during all test items.

1.3 Testing Location

Test Site	SPORTON INTERNATIONAL INC.	
Test Site Location	No.52, Huaya 1st Rd., Guishan Dist., Taoyuan City, Taiwan (R.O.C.) TEL: +886-3-327-3456 FAX: +886-3-328-4978	
Test Site No.	**Sporton Site No.**	
	TH05-HY	CO05-HY

Note: The test site complies with ANSI C63.4 2014 requirement.

Test Site	SPORTON INTERNATIONAL INC.
Test Site Location	No.58, Aly. 75, Ln. 564, Wenhua 3rd, Rd., Guishan Dist., Taoyuan City, Taiwan (R.O.C.) TEL: +886-3-327-0868 FAX: +886-3-327-0855
Test Site No.	**Sporton Site No.**
	03CH11-HY

Note: The test site complies with ANSI C63.4 2014 requirement.

FCC Designation No. TW1190 and TW0007

1.4 Applicable Standards

According to the specifications of the manufacturer, the EUT must comply with the requirements of the following standards:

- FCC Part 15 Subpart E
- FCC KDB 789033 D02 General UNII Test Procedures New Rules v02r01.
- FCC KDB 414788 D01 Radiated Test Site v01r01.
- FCC KDB 662911 D01 Multiple Transmitter Output v02r01.
- ANSI C63.10-2013

Remark:

1. All test items were verified and recorded according to the standards and without any deviation during the test.
2. This EUT has also been tested and complied with the requirements of FCC Part 15, Subpart B, recorded in a separate test report.

2 Test Configuration of Equipment Under Test

a. The EUT has been associated with peripherals and configuration operated in a manner tended to maximize its emission characteristics in a typical application. Frequency range investigated: conduction emission (150 kHz to 30 MHz), radiation emission (9 kHz to the 10th harmonic of the highest fundamental frequency or to 40 GHz, whichever is lower). For radiated measurement, pre-scanned in three orthogonal panels, X, Y, Z. The worst cases (Z plane for CDD Mode; Z plane for Ant. 2 and Ant. 3 with TXBF Mode; Y plane for Ant. 4 with TXBF Mode) were recorded in this report.

b. AC power line Conducted Emission was tested under maximum output power.

2.1 Carrier Frequency and Channel

Frequency Band	Channel	Freq. (MHz)	Channel	Freq. (MHz)
5250-5350 MHz Band 2 (U-NII-2A)	52	5260	60	5300
	54*	5270	62*	5310
	56	5280	64	5320
	58#	5290		

Frequency Band	Channel	Freq. (MHz)	Channel	Freq. (MHz)
5470-5725 MHz Band 3 (U-NII-2C)	100	5500	112	5560
	102*	5510	116	5580
	104	5520	132	5660
	106#	5530	134*	5670
	108	5540	136	5680
	110*	5550	140	5700

Frequency Band	Channel	Freq. (MHz)	Channel	Freq. (MHz)
TDWR Channel	118*	5590	124	5620
	120	5600	126*	5630
	122#	5610	128	5640

Frequency Band	Channel	Freq. (MHz)	Channel	Freq. (MHz)
Straddle Channel	138#	5690	144	5720
	142*	5710		

Note:

1. The above Frequency and Channel in "*" were 802.11n HT40 and 802.11ac VHT40.
2. The above Frequency and Channel in "#" were 802.11ac VHT80.

2.2 Test Mode

Final test modes are considering the modulation and worse data rates as below table.

Single Mode

Modulation	Data Rate
802.11a	6 Mbps
802.11n HT20 (Covered by VHT20)	MCS0
802.11n HT40 (Covered by VHT40)	MCS0
802.11ac VHT20	MCS0
802.11ac VHT40	MCS0
802.11ac VHT80	MCS0

MIMO Mode

Modulation	Data Rate
802.11a	6 Mbps
802.11n HT20 (Covered by VHT20)	MCS0
802.11n HT40 (Covered by VHT40)	MCS0
802.11ac VHT20	MCS0
802.11ac VHT40	MCS0
802.11ac VHT80	MCS0

TXBF Mode

Modulation	Data Rate
802.11n HT20 (Covered by VHT20)	MCS0
802.11n HT40 (Covered by VHT40)	MCS0
802.11ac VHT20	MCS0
802.11ac VHT40	MCS0
802.11ac VHT80	MCS0

Test Cases	
AC Conducted Emission	Mode 1: WLAN (5GHz) Link + Bluetooth Idle + LAN 1 Link

Ch. #		Band II：5250-5350 MHz	Band III：5470-5725MHz
		802.11a	802.11a
L	Low	52	100
M	Middle	60	116
H	High	64	140
Straddle		-	144

Ch. #		Band II：5250-5350 MHz	Band III：5470-5725MHz
		802.11ac VHT20	802.11ac VHT20
L	Low	52	100
M	Middle	60	116
H	High	64	140
Straddle		-	144

Ch. #		Band II：5250-5350 MHz	Band III：5470-5725MHz
		802.11ac VHT40	802.11ac VHT40
L	Low	54	102
M	Middle	-	110
H	High	62	134
Straddle		-	142

Ch. #		Band II：5250-5350 MHz	Band III：5470-5725MHz
		802.11ac VHT80	802.11ac VHT80
L	Low	-	106
M	Middle	58	122
H	High	-	-
Straddle		-	138

2.3 Connection Diagram of Test System

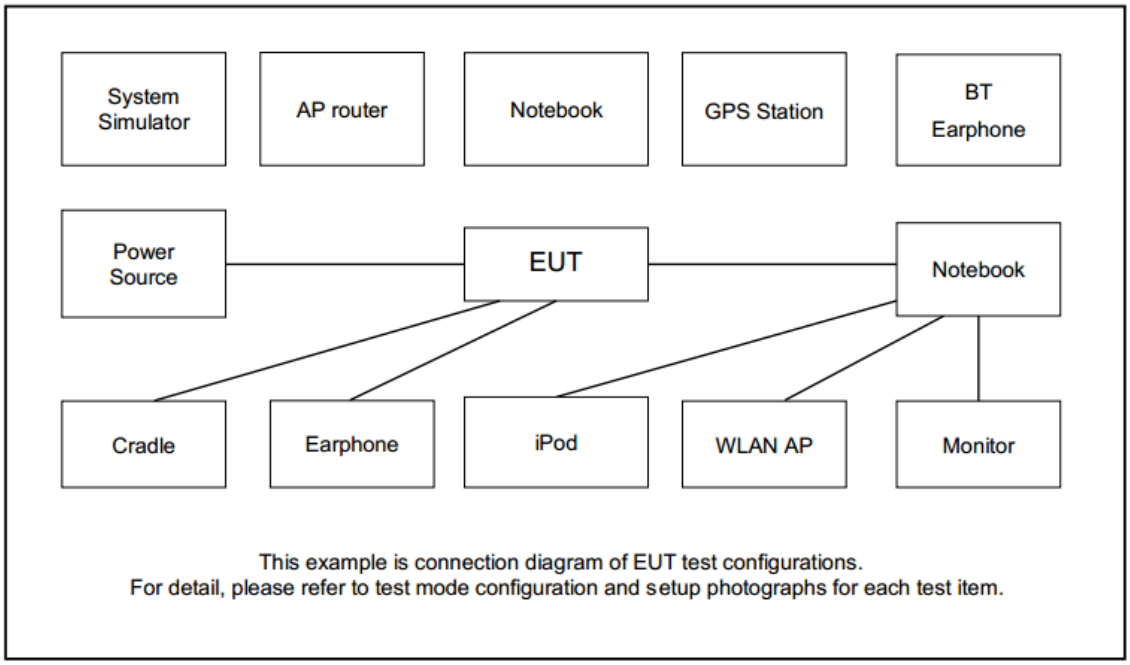

2.4 Support Unit used in test configuration and system

Item	Equipment	Trade Name	Model Name	FCC ID	Data Cable	Power Cord
1.	iPod	Apple	A1285	FCC DoC	Shielded, 1.0m	N/A
2.	Mobile Phone	Samsung	SM-A703F/DS	N/A	N/A	Unshielded,1.8m
3.	LCD Monitor	Asus	S2316-HC	FCC DoC	Shielded, 1.6m	Unshielded, 1.8m
4.	Notebook	DELL	Latitude E6320	FCC DoC/ Contains FCC ID: QDS-BRCM1054	N/A	AC I/P: Unshielded, 1.2m DC O/P: Shielded, 1.8m

2.5 EUT Operation Test Setup

The RF test items, utility “accesssMTool.exe” was installed in Notebook which was programmed in order to make the EUT get into the engineering modes to provide channel selection, power level, data rate and the application type and for continuous transmitting signals.

For TXBF mode, the modulation modes and data rates manipulated by the command lines in the engineering program made the EUT link to another EUT by power under the normal operation. The “tera term” software tool was used to enable the EUT to transmit signals continuously.

2.6 Measurement Results Explanation Example

For all conducted test items:

The offset level is set in the spectrum analyzer to compensate the RF cable loss and attenuator factor between EUT conducted output port and spectrum analyzer. With the offset compensation, the spectrum analyzer reading level is exactly the EUT RF output level.

Example :

The spectrum analyzer offset is derived from RF cable loss and attenuator factor.

Offset = RF cable loss + attenuator factor.

Following shows an offset computation example with cable loss 4.2 dB and 10dB attenuator.

Offset(dB) = RF cable loss(dB) + attenuator factor(dB).

= 4.2 + 10 = 14.2 (dB)

3 Test Result

3.1 26dB & 99% Occupied Bandwidth Measurement

3.1.1 Description of 26dB & 99% Occupied Bandwidth

This section is for reporting purpose only.

There is no restriction limits for bandwidth.

For Straddle Channel, according to KDB 789033 D02 General UNII Test Procedures New Rules v02r01, if the power and PSD of the devices are uniform and comply with the lower limits specified for the U-NII-2 bands, a single measurement over the entire emission bandwidth can be performed to show compliance.

3.1.2 Measuring Instruments

See list of measuring equipment of this test report.

3.1.3 Test Procedures

1. The testing follows FCC KDB 789033 D02 General UNII Test Procedures New Rules v02r01. Section C) Emission bandwidth
2. Set RBW = approximately 1% of the emission bandwidth.
3. Set the VBW > RBW.
4. Detector = Peak.
5. Trace mode = max hold
6. Measure the maximum width of the emission that is 26 dB down from the peak of the emission. Compare this with the RBW setting of the analyzer. Readjust RBW and repeat measurement as needed until the RBW/EBW ratio is approximately 1%.
7. For 99% Bandwidth Measurement, the spectrum analyzer's resolution bandwidth (RBW) is set 1-5% of the emission bandwidth and set the Video bandwidth (VBW) ≥ 3 * RBW.
8. Measure and record the results in the test report.

3.1.4 Test Setup

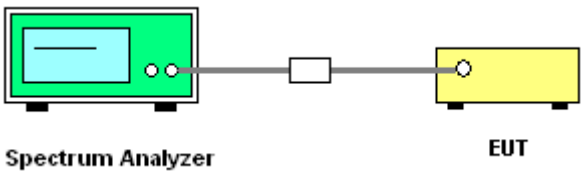

3.1.5 Test Result of 26dB & 99% Occupied Bandwidth

Please refer to Appendix A.

<CDD Mode>

Maximum 26dB Bandwidth

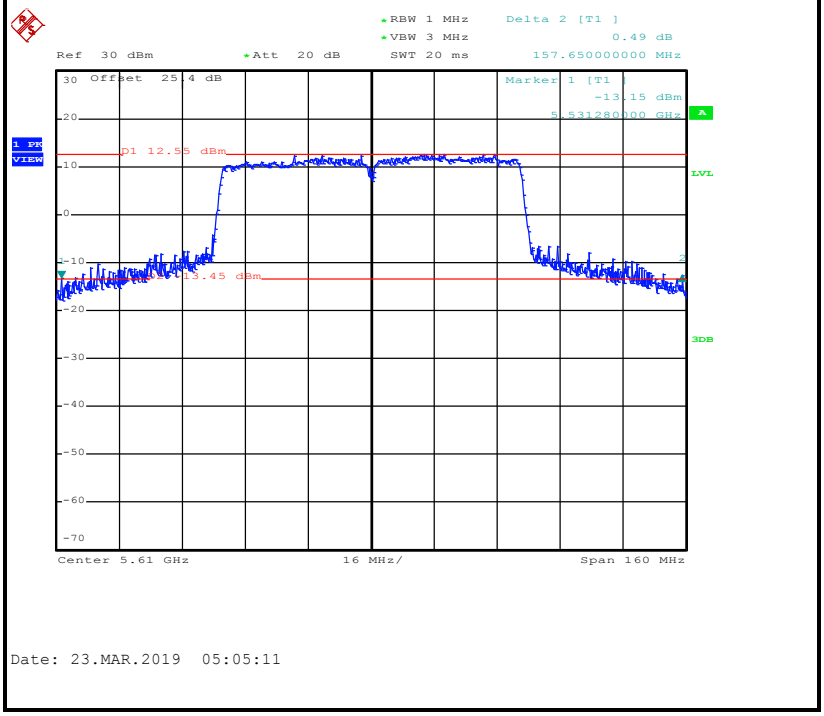

Maximum 99% Occupied Bandwidth

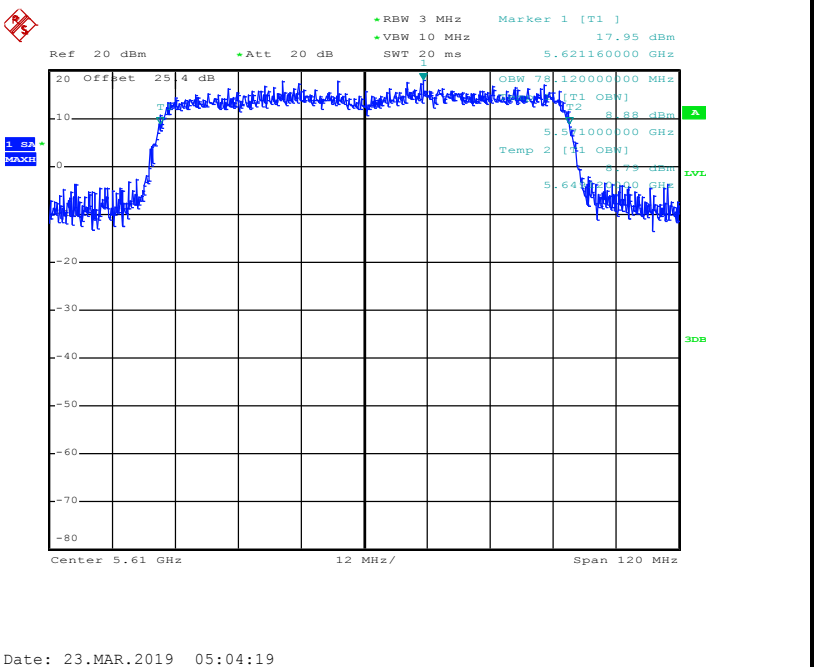

Note: The occupied channel bandwidth is maintained within the band of operation for all of the modulations.

<TXBF Mode>

Maximum 26dB Bandwidth

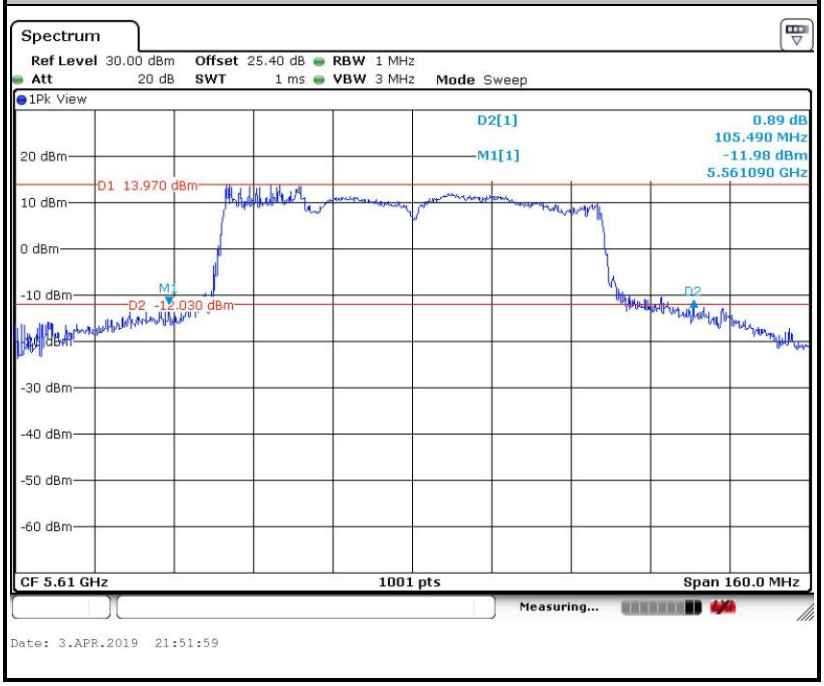

Maximum 99% Occupied Bandwidth

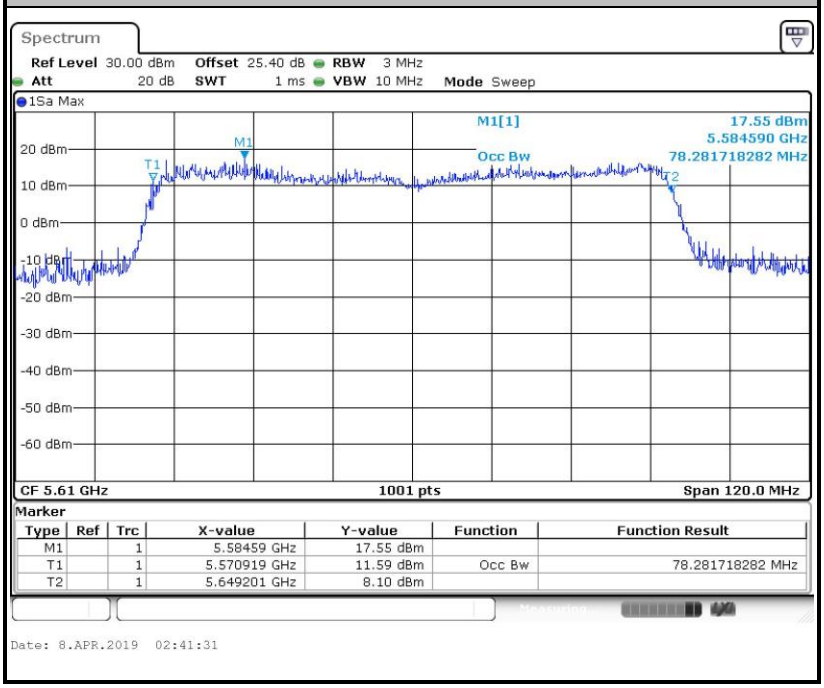

Note: The occupied channel bandwidth is maintained within the band of operation for all of the modulations.

3.2 Maximum Conducted Output Power Measurement

3.2.1 Limit of Maximum Conducted Output Power

<FCC 14-30 CFR 15.407>

For the 5.25–5.725 GHz bands:

■ The maximum conducted output power over the frequency bands of operation shall not exceed the lesser of 250 mW or 11 dBm 10 log B, where B is the 26 dB emission bandwidth in megahertz.

For Straddle Channel, according to KDB 789033 D02 General UNII Test Procedures New Rules v02r01, if the power and PSD of the devices are uniform and comply with the lower limits specified for the U-NII-2 bands, a single measurement over the entire emission bandwidth can be performed to show compliance.

If transmitting antennas of directional gain greater than 6 dBi are used, the peak output power shall be reduced by the amount in dB that the directional gain of the antenna exceeds 6 dBi.

Note that U-NII-2 band, devices with a maximum e.i.r.p. greater than 500 mW shall implement TPC in order to have the capability to operate at least 6 dB below the maximum permitted e.i.r.p. of 1 W.

3.2.2 Measuring Instruments

See list of measuring equipment of this test report.

3.2.3 Test Procedures

<CDD Modes>

The testing follows Method PM of FCC KDB 789033 D02 General UNII Test Procedures New Rules v02r01.

Method PM (Measurement using an RF average power meter):

1. Measurement is performed using a wideband RF power meter.
2. The EUT is configured to transmit continuously with a consistent duty cycle at its maximum power control level.
3. Measure the average power of the transmitter, and the average power is corrected with duty factor, 10 log(1/x), where x is the duty cycle.

<TXBF Modes>

The testing follows Method PM-G of FCC KDB 789033 D02 General UNII Test Procedures New Rules v02r01 for TXBF modes.

Method PM-G (Measurement using a gated RF average power meter):

1. Measurement is performed using a wideband RF power meter.
2. The EUT is configured to transmit at its maximum power control level.
3. Measure the average power of the transmitter
4. Since the measurement is made only during the ON time of the transmitter, no duty cycle correction factor is required.

For Straddle Channel, according to KDB 789033 D02 General UNII Test Procedures New Rules v02r01, if the power and PSD of the devices are uniform and comply with the lower limits specified for the U-NII-2 bands, a single measurement over the entire emission bandwidth can be performed to show compliance.

3.2.4 Test Setup

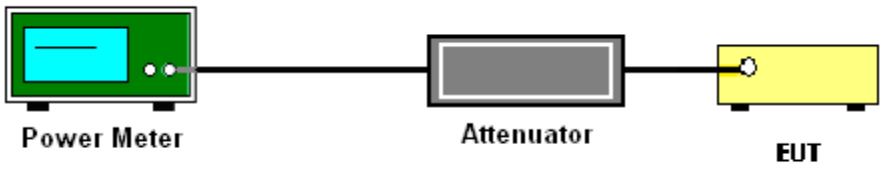

3.2.5 Test Result of Maximum Conducted Output Power

Please refer to Appendix A.

3.3 Power Spectral Density Measurement

3.3.1 Limit of Power Spectral Density

<FCC 14-30 CFR 15.407>

For the 5.25–5.725 GHz bands:

The maximum power spectral density shall not exceed 11 dBm in any 1.0 MHz band.

For Straddle Channel, according to KDB 789033 D02 General UNII Test Procedures New Rules v02r01, if the power and PSD of the devices are uniform and comply with the lower limits specified for the U-NII-2 bands, a single measurement over the entire emission bandwidth can be performed to show compliance.

If transmitting antennas of directional gain greater than 6 dBi are used, the peak output power shall be reduced by the amount in dB that the directional gain of the antenna exceeds 6 dBi.

3.3.2 Measuring Instruments

See list of measuring equipment of this test report.

3.3.3 Test Procedures

The testing follows FCC KDB 789033 D02 General UNII Test Procedures New Rules v02r01. Section F) Maximum power spectral density.

<CDD Modes>

 # Method SA-2 #

(trace averaging across on and off times of the EUT transmissions, followed by duty cycle correction).

- Measure the duty cycle.
- Set span to encompass the entire emission bandwidth (EBW) of the signal.
- Set RBW = 1 MHz.
- Set VBW ≥ 3 MHz.
- Number of points in sweep ≥ 2 Span / RBW.
- Sweep time = auto.
- Detector = RMS
- Trace average at least 100 traces in power averaging mode.
- Add 10 log(1/x), where x is the duty cycle, to the measured power in order to compute the average power during the actual transmission times. For example, add 10 log(1/0.25) = 6 dB if the duty cycle is 25 percent.

<TXBF Modes>

 # Method SA-3 #

(power averaging (rms) detection with max hold):

- Set span to encompass the entire emission bandwidth (EBW) of the signal.
- Set RBW = 1 MHz.
- Set VBW ≥ 3 MHz
- Number of points in sweep ≥ 2 Span / RBW.
- Sweep time ≤ (number of points in sweep) × T, when duty cycle is less than 98 percent where T is the minimum transmission duration over which the transmitter is on and is transmitting at its maximum power control level for the tested mode of operation.
- Detector = power averaging (rms).
- Trace mode = max hold.
- Allow max hold to run for at least 60 seconds, or longer as needed to allow the trace to stabilize.

1. The RF output of EUT was connected to the spectrum analyzer by a low loss cable.
2. Each plot has already offset with cable loss, and attenuator loss. Measure the PPSD and record it.
3. For MIMO mode, calculation method follows FCC KDB 662911 D01 Multiple Transmitter Output v02r01.

   Method (a): Measure and sum the spectra across the outputs.

   The total final Power Spectral Density is from a device with 4 transmitter outputs. The spectrum measurements of the individual outputs are all performed with the same span and number of points; the spectrum value in the first spectral bin of output 1 is summed with that in the first spectral bin of output 2, output 3 and output 4 to obtain the value for the first frequency bin of the summed spectrum.

3.3.4 Test Setup

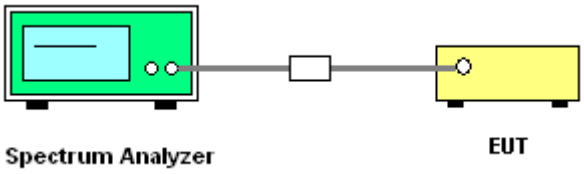

3.3.5 Test Result of Power Spectral Density

Please refer to Appendix A.

<CDD Modes>

Worst Case Power Density (dBm/MHz) for MIMO Ant. 1+2

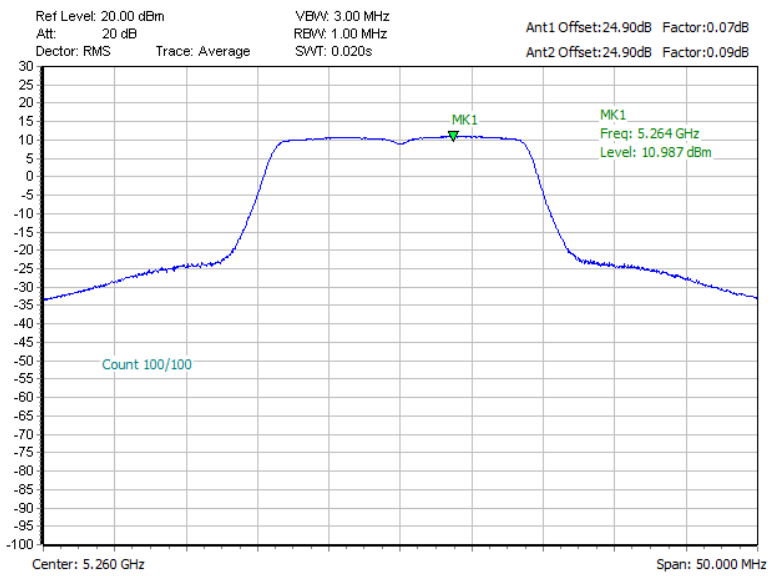

<TXBF Modes>

Worst Case Power Density (dBm/MHz) for MIMO Ant. 1+2

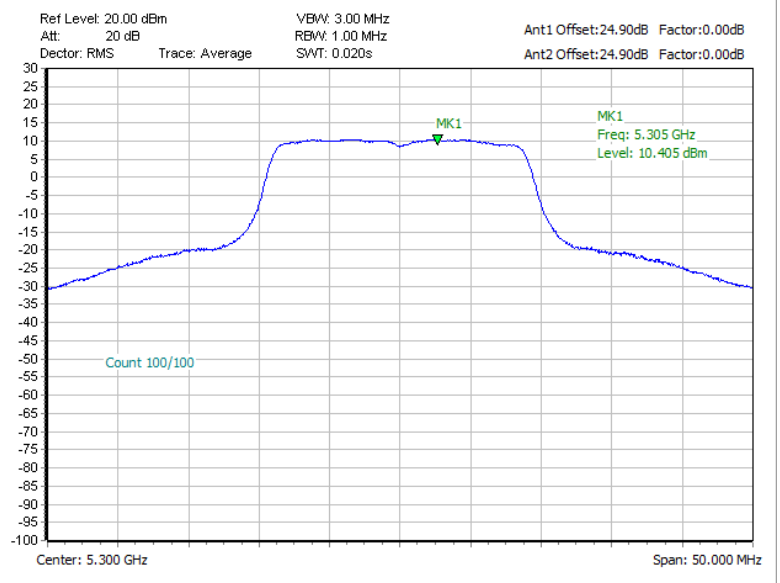

3.4 Unwanted Emissions Measurement

This section is to measure unwanted emissions through radiated measurement for band edge spurious emissions and out of band emissions measurement.

3.4.1 Limit of Unwanted Emissions

(1) For transmitters operating in the 5150-5250 MHz band: all emissions outside of the 5150-5350 MHz band shall not exceed an EIRP of –27dBm/MHz.

For transmitters operating in the 5250-5350 MHz band: all emissions outside of the 5150-5350 MHz band shall not exceed an EIRP of -27 dBm/MHz. Devices operating in the 5250-5350 MHz band that generate emissions in the 5150-5250 MHz band must meet all applicable technical requirements for operation in the 5150-5250 MHz band (including indoor use) or alternatively meet an out-of-band emission EIRP limit of -27 dBm/MHz in the 5150-5250 MHz band.

For transmitters operating in the 5470-5600 MHz and 5650-5725MHz band: all emissions outside of the 5470-5600 MHz and 5650-5725MHz band shall not exceed an EIRP of -27 dBm/MHz.

(2) Unwanted spurious emissions fallen in restricted bands shall comply with the general field strength limits as below table:

Frequency (MHz)	Field Strength (microvolts/meter)	Measurement Distance (meters)
0.009 – 0.490	2400/F(kHz)	300
0.490 – 1.705	24000/F(kHz)	30
1.705 – 30.0	30	30
30 – 88	100	3
88 – 216	150	3
216 - 960	200	3
Above 960	500	3

Note: The following formula is used to convert the EIRP to field strength.

$$E=\frac{1000000\sqrt{30P}}{3}$$ μV/m, where P is the eirp (Watts)

EIRP (dBm)	Field Strength at 3m (dBμV/m)
- 27	68.3

(3) KDB789033 D02 v02r01 G)2)c)

(i) Section 15.407(b)(1) to (b)(3) specify the unwanted emission limits for the U-NII-1 and U-NII-2 bands. As specified, emissions above 1000 MHz that are outside of the restricted bands are subject to a peak emission limit of -27 dBm/MHz.3

(ii) Section 15.407(b)(4) specifies the unwanted emission limit for the U-NII-3 band. A band emissions mask is specified in Section 15.407(b)(4)(i). The emission limits are in terms of a Peak detector. An alternative to the band emissions mask is specified in Section 15.407(b)(4)(ii). The alternative limits are based on the highest antenna gain specified in the filing. There are also marketing and importation restrictions for the devices using the alternative limit.[4]

Note 3: An out-of-band emission that complies with both the average and peak limits of Section 15.209 is not required to satisfy the -27 dBm/MHz peak emission limit.

Note 4: Only devices with antenna gains of 10 dBi or less may be approved using the emission limits specified in Section 15.247(d) till March 2, 2018; all other devices operating in this band must use the mask specified in Section 15.407(b)(4)(i).

3.4.2 Measuring Instruments

See list of measuring equipment of this test report.

3.4.3 Test Procedures

1. The testing follows FCC KDB 789033 D02 General UNII Test Procedures New Rules v02r01.

   Section G) Unwanted emissions measurement.

   (1) Procedure for Unwanted Emissions Measurements Below 1000MHz

   - RBW = 120 kHz
   - VBW = 300 kHz
   - Detector = Peak
   - Trace mode = max hold

   (2) Procedure for Peak Unwanted Emissions Measurements Above 1000 MHz

   - RBW = 1 MHz
   - VBW ≥ 3 MHz
   - Detector = Peak
   - Sweep time = auto
   - Trace mode = max hold

(3) Procedures for Average Unwanted Emissions Measurements Above 1000MHz

- RBW = 1 MHz
- VBW = 10 Hz, when duty cycle is no less than 98 percent.
- VBW ≥ 1/T, when duty cycle is less than 98 percent where T is the minimum transmission duration over which the transmitter is on and is transmitting at its maximum power control level for the tested mode of operation.

2. The EUT was placed on a turntable with 0.8 meter for frequency below 1GHz and 1.5 meter for frequency above 1GHz respectively above ground.
3. The EUT was set 3 meters from the interference receiving antenna which was mounted on the top of a variable height antenna tower.
4. The antenna is a broadband antenna and its height is adjusted between one meter and four meters above ground to find the maximum value of the field strength for both horizontal polarization and vertical polarization of the antenna.
5. For each suspected emission, the EUT was arranged to its worst case and then adjust the antenna tower (from 1 m to 4 m) and turntable (from 0 degree to 360 degrees) to find the maximum reading.
6. For testing below 1GHz, if the emission level of the EUT in peak mode was 3 dB lower than the limit specified, then peak values of EUT will be reported, otherwise, the emissions will be repeated one by one using the CISPR quasi-peak method and reported.
7. For testing above 1GHz, the emission level of the EUT in peak mode was 20dB lower than average limit (that means the emission level in average mode also complies with the limit in average mode), then peak values of EUT will be reported, otherwise, the emissions will be measured in average mode again and reported.

3.4.4 Test Setup

For radiated emissions below 30MHz

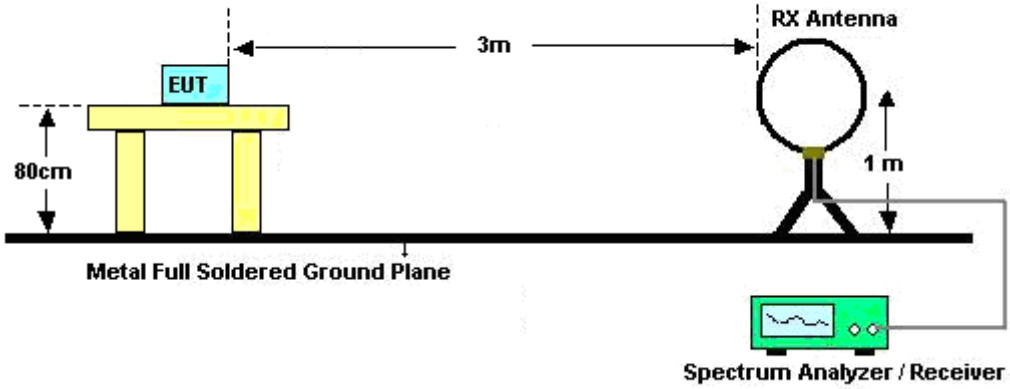

For radiated emissions from 30MHz to 1GHz

<CDD Mode>

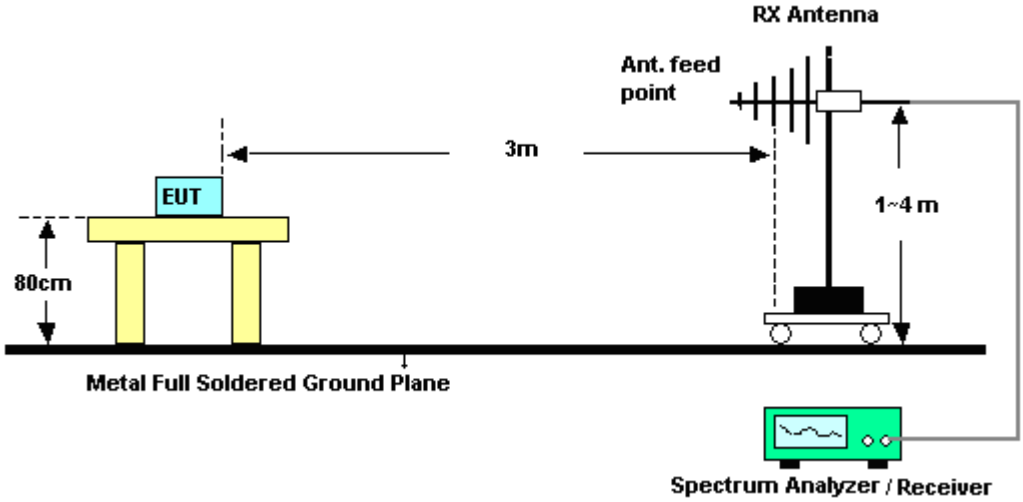

<TXBF Mode>

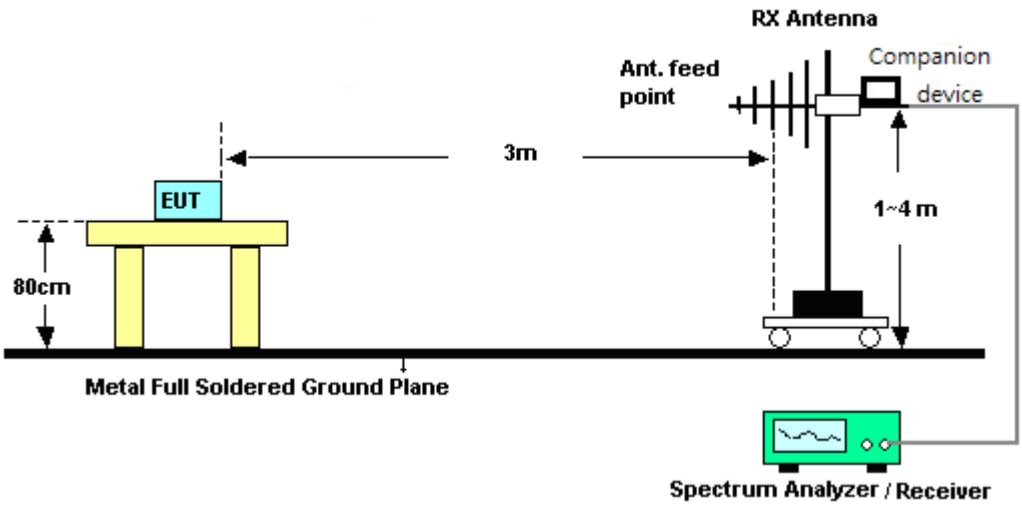

For radiated emissions above 1GHz

<CDD Mode>

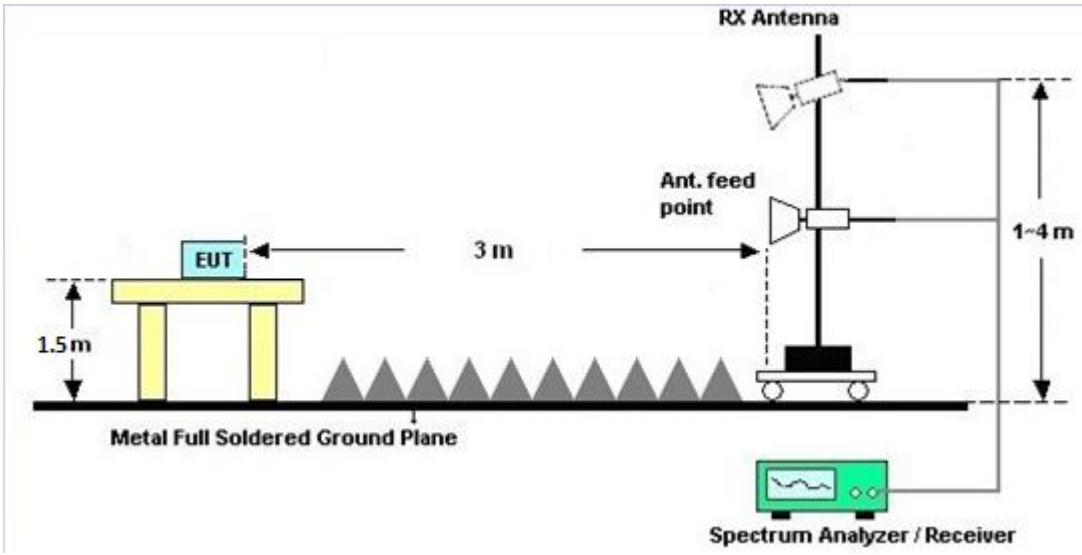

<TXBF Mode>

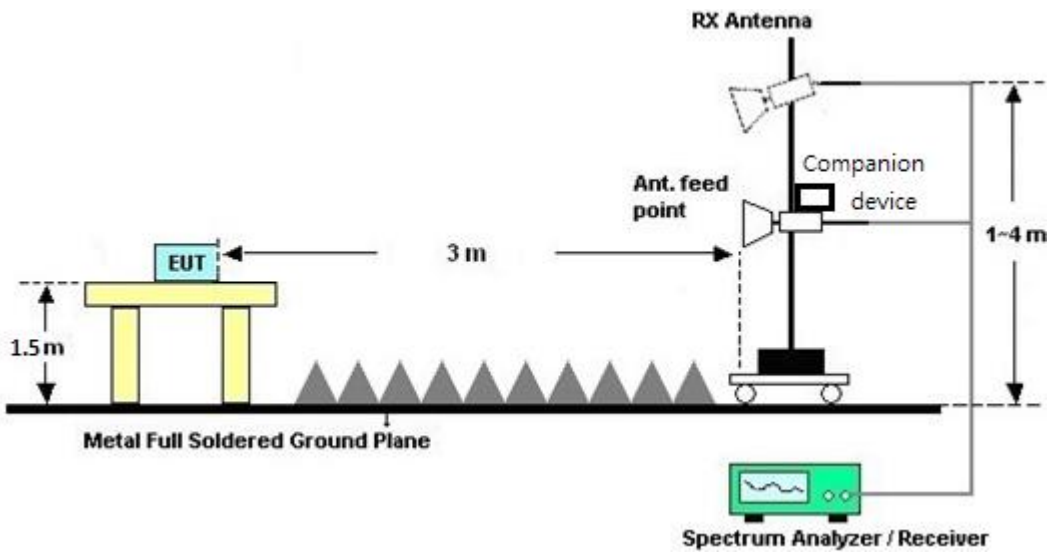

3.4.5 Test Results of Radiated Spurious Emissions (9 kHz ~ 30 MHz)

The low frequency, which started from 9 kHz to 30MHz, was pre-scanned and the result which was 20dB lower than the limit line was not reported.

There is a comparison data of both open-field test site and alternative test site - semi-Anechoic chamber according to 414788 D01 Radiated Test Site v01r01, and the result came out very similar.

3.4.6 Test Result of Radiated Spurious at Band Edges

Please refer to Appendix C and D.

3.4.7 Duty Cycle

Please refer to Appendix E.

3.4.8 Test Result of Radiated Spurious Emissions (30MHz ~ 10th Harmonic)

Please refer to Appendix C and D.

3.5 AC Conducted Emission Measurement

3.5.1 Limit of AC Conducted Emission

For equipment that is designed to be connected to the public utility (AC) power line, the radio frequency voltage that is conducted back onto the AC power line on any frequency or frequencies within the band 150 kHz to 30 MHz shall not exceed the limits in the following table.

Frequency of emission (MHz)	Conducted limit (dBμV)	
	Quasi-peak	Average
0.15-0.5	66 to 56*	56 to 46*
0.5-5	56	46
5-30	60	50

*Decreases with the logarithm of the frequency.

3.5.2 Measuring Instruments

See list of measuring equipment of this test report.

3.5.3 Test Procedures

1. The EUT was placed 0.4 meter from the conducting wall of the shielding room was kept at least 80 centimeters from any other grounded conducting surface.
2. Connect EUT to the power mains through a line impedance stabilization network (LISN).
3. All the support units are connecting to the other LISN.
4. The LISN provides 50 ohm coupling impedance for the measuring instrument.
5. The FCC states that a 50 ohm, 50 microhenry LISN should be used.
6. Both sides of AC line were checked for maximum conducted interference.
7. The frequency range from 150 kHz to 30 MHz was searched.
8. Set the test-receiver system to Peak Detect Function and specified bandwidth with Maximum Hold Mode.

3.5.4 Test Setup

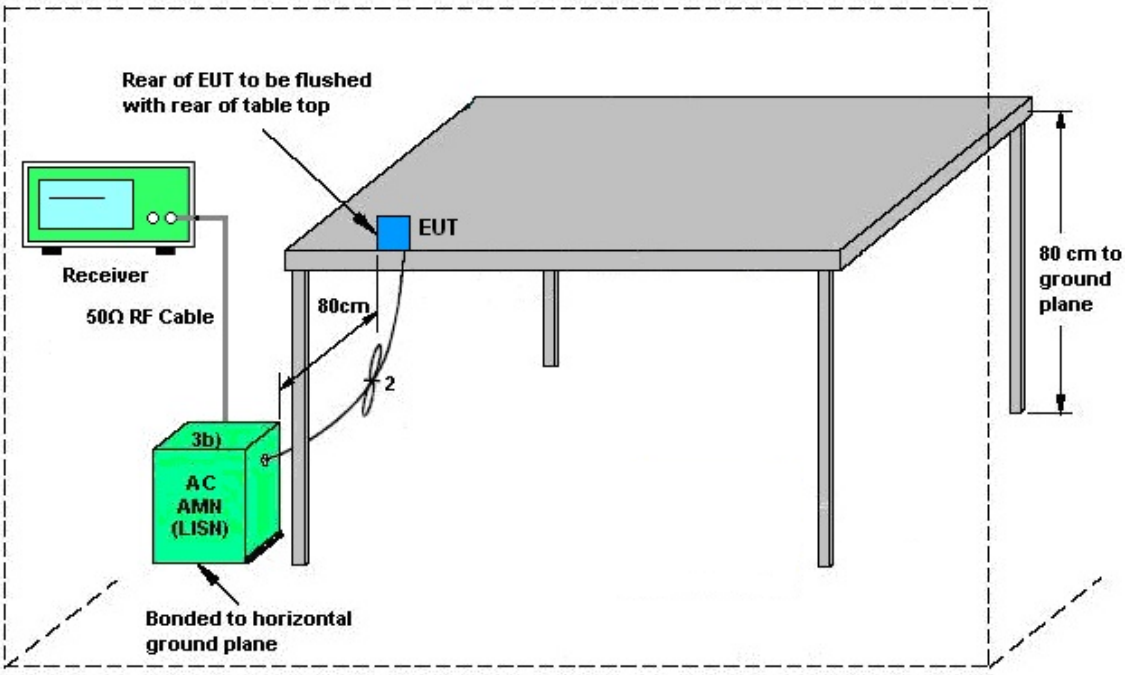

AMN = Artificial mains network (LISN)
AE = Associated equipment
EUT = Equipment under test
ISN = Impedance stabilization network

3.5.5 Test Result of AC Conducted Emission

Please refer to Appendix B.

3.6 Automatically Discontinue Transmission

3.6.1 Limit of Automatically Discontinue Transmission

The device shall automatically discontinue transmission in case of either absence of information to transmit or operational failure. These provisions are not intended to preclude the transmission of control or signaling information or the use of repetitive codes used by certain digital technologies to complete frame or burst intervals. Applicants shall include in their application for equipment authorization to describe how this requirement is met.

3.6.2 Measuring Instruments

See list of measuring equipment of this test report.

3.6.3 Test Result of Automatically Discontinue Transmission

While the EUT is not transmitting any information, the EUT can automatically discontinue transmission and become standby mode for power saving. The EUT can detect the controlling signal of ACK message transmitting from remote device and verify whether it shall resend or discontinue transmission.

3.7 Antenna Requirements

3.7.1 Standard Applicable

If transmitting antenna directional gain is greater than 6 dBi, both the peak transmit power and the peak power spectral density shall be reduced by the amount in dB that the directional gain of the antenna exceeds 6 dBi.

3.7.2 Antenna Anti-Replacement Construction

An embedded-in antenna design is used.

3.7.3 Antenna Gain

<CDD Modes>

FCC KDB 662911 D01 Multiple Transmitter Output v02r01

For CDD transmissions, directional gain is calculated as

Directional gain = GANT + Array Gain, where Array Gain is as follows.

For power spectral density (PSD) measurements on all devices,

Array Gain = 10 log(NANT/NSS=1) dB.

For power measurements on IEEE 802.11 devices,

Array Gain = 0 dB (i.e., no array gain) for NANT ≤ 4.

Directional gain may be calculated by using the formulas applicable to equal gain antennas with GANT set equal to the gain of the antenna having the highest gain;

The EUT supports CDD mode.

For power, the directional gain GANT is set equal to the antenna having the highest gain, i.e., F)2)f)i).

For PSD, the directional gain calculation is following F)2)f)ii) of KDB 662911 D01 v02r01.

The power and PSD limit should be modified if the directional gain of EUT is over 6 dBi,

The directional gain “DG” is calculated as following table.

Antenna Gain	Ant 1 (dBi)	Ant 2 (dBi)	Ant 3 (dBi)	Ant 4 (dBi)
5.3G Band	3.60	2.80	2.50	3.80
5.5G Band	3.10	4.40	3.10	4.00
5.3G Band Antenna	**DG for Power (dBi)**	**DG for PSD (dBi)**	**Power Limit Reduction (dB)**	**PSD Limit Reduction (dB)**
1	3.60	3.60	0.00	0.00
1+2	3.60	6.22	0.00	0.22
1+2+3	3.60	7.75	0.00	1.75
1+2+3+4	3.80	9.21	0.00	3.21
5.3G Band Antenna	**DG for Power (dBi)**	**DG for PSD (dBi)**	**Power Limit Reduction (dB)**	**PSD Limit Reduction (dB)**
1	3.10	3.10	0.00	0.00
1+2	4.40	6.78	0.00	0.78
1+2+3	4.40	8.33	0.00	2.33
1+2+3+4	4.40	9.69	0.00	3.69

Power limit reduction = Composite gain – 6dBi, (min = 0)

PSD limit reduction = Composite gain + PSD Array gain – 6dBi, (min = 0)

<TXBF Modes>

FCC KDB 662911 D01 Multiple Transmitter Output v02r01

For CDD transmissions, directional gain is calculated as

$$DirectionalGain = 10 \cdot \log\left[\frac{\sum_{j=1}^{N_{SS}}\left\{\sum_{k=1}^{N_{ANT}} g_{j,k}\right\}^2}{N_{ANT}}\right]$$

where

Each antenna is driven by no more than one spatial stream;

N_{SS} = the number of independent spatial streams of data;

N_{ANT} = the total number of antennas

$g_{j,k} = 10^{G_k/20}$ if the kth antenna is being fed by spatial stream j, or zero if it is not;

G_k is the gain in dBi of the kth antenna.

The EUT supports beamforming for 802.11ac modes.

The directional gain calculation is following F)2)e)ii) of KDB 662911 D01 v02r01.

The power and PSD limit should be modified if the directional gain of EUT is over 6 dBi,

The directional gain “DG” is calculated as following table.

Antenna Gain	Ant 1 (dBi)	Ant 2 (dBi)	Ant 3 (dBi)	Ant 4 (dBi)
5.3G Band	3.60	2.80	2.50	3.80
5.5G Band	3.10	4.40	3.10	4.00
5.2G Band Antenna	**DG for Power (dBi)**	**DG for PSD (dBi)**	**Power Limit Reduction (dB)**	**PSD Limit Reduction (dB)**
1+2	6.22	6.22	0.22	0.22
1+2+3	7.75	7.75	1.75	1.75
1+2+3+4	9.21	9.21	3.21	3.21
5.2G Band Antenna	**DG for Power (dBi)**	**DG for PSD (dBi)**	**Power Limit Reduction (dB)**	**PSD Limit Reduction (dB)**
1+2	6.78	6.78	0.78	0.78
1+2+3	8.33	8.33	2.33	2.33
1+2+3+4	9.69	9.69	3.69	3.69

4 List of Measuring Equipment

Instrument	Manufacturer	Model No.	Serial No.	Characteristics	Calibration Date	Test Date	Due Date	Remark
AC Power Source	ChainTek	APC-1000W	N/A	N/A	N/A	Feb. 27, 2019	N/A	Conduction (CO05-HY)
EMI Test Receiver	Rohde & Schwarz	ESR3	102388	9KHz~3.6GHz	Nov. 12, 2018	Feb. 27, 2019	Nov. 11, 2019	Conduction (CO05-HY)
LISN	Rohde & Schwarz	ENV216	100080	9kHz~30MHz	Nov. 14, 2018	Feb. 27, 2019	Nov. 13, 2019	Conduction (CO05-HY)
LISN	Rohde & Schwarz	ENV216	100081	9kHz~30MHz	Nov. 09, 2018	Feb. 27, 2019	Nov. 08, 2019	Conduction (CO05-HY)
Software	Rohde & Schwarz	EMC32 V10.30	N/A	N/A	N/A	Feb. 27, 2019	N/A	Conduction (CO05-HY)
RF Cable	HUBER + SUHNER	RG 214/U	1358175	9kHz~30MHz	Sep. 14, 2018	Feb. 27, 2019	Sep. 13, 2019	Conduction (CO05-HY)
Pulse Limiter	SCHWARZBECK	VTSD 9561-F N	9561-F N00373	9kHz-200MHz	Nov. 08, 2018	Feb. 27, 2019	Nov. 07, 2019	Conduction (CO05-HY)
<CDD Mode>								
Power Meter	Anritsu	ML2495A	1132003	N/A	Aug. 16, 2018	Feb. 27, 2019~ Apr. 02, 2019	Aug. 15, 2019	Conducted (TH05-HY)
Power Sensor	Anritsu	MA2411B	1126017	300MHz~40GHz	Aug. 16, 2018	Feb. 27, 2019~ Apr. 02, 2019	Aug. 15, 2019	Conducted (TH05-HY)
Spectrum Analyzer	Rohde & Schwarz	FSP40	100057	9kHz-40GHz	Nov. 21, 2018	Feb. 27, 2019~ Apr. 02, 2019	Nov. 20, 2019	Conducted (TH05-HY)
Spectrum Analyzer	Rohde & Schwarz	FSV 30	100895	9kHz~30GHz	Apr. 20, 2018	Feb. 27, 2019~ Apr. 02, 2019	Apr. 19, 2019	Conducted (TH05-HY)
Switch Box & RF Cable	Burgeon	ETF-058	EC1208384	N/A	Apr. 17, 2018	Feb. 27, 2019~ Apr. 02, 2019	Apr. 16, 2019	Conducted (TH05-HY)
<TXBF Mode>								
Power Meter	Anritsu	ML2495A	1132003	N/A	Aug. 16, 2018	Apr. 02, 2019 ~ Apr. 09, 2019	Aug. 15, 2019	Conducted (TH05-HY)
Power Sensor	Anritsu	MA2411B	1126017	300MHz~40GHz	Aug. 16, 2018	Apr. 02, 2019 ~ Apr. 09, 2019	Aug. 15, 2019	Conducted (TH05-HY)
Spectrum Analyzer	Rohde & Schwarz	FSP40	100057	9kHz-40GHz	Nov. 21, 2018	Apr. 02, 2019 ~ Apr. 09, 2019	Nov. 20, 2019	Conducted (TH05-HY)
Spectrum Analyzer	Rohde & Schwarz	FSV 30	100895	9kHz~30GHz	Apr. 20, 2018	Apr. 02, 2019 ~ Apr. 09, 2019	Apr. 19, 2019	Conducted (TH05-HY)
Switch Box & RF Cable	Burgeon	ETF-058	EC1208382	N/A	Mar. 27, 2019	Apr. 02, 2019 ~ Apr. 09, 2019	Mar. 26, 2020	Conducted (TH05-HY)

Instrument	Manufacturer	Model No.	Serial No.	Characteristics	Calibration Date	Test Date	Due Date	Remark
Amplifier	MITEQ	TTA1840-35-HG	1871923	18GHz~40GHz, VSWR : 2.5:1 max	Jul. 16, 2018	Jan. 30, 2019~ Mar. 20, 2019	Jul. 15, 2019	Radiation (03CH11-HY)
Amplifier	SONOMA	310N	187312	9kHz~1GHz	Dec. 04, 2018	Jan. 30, 2019~ Mar. 20, 2019	Dec. 03, 2019	Radiation (03CH11-HY)
Bilog Antenna	TESEQ	CBL 6111D&N-6-06	35414&AT-N0602	30MHz~1GHz	Oct. 13, 2018	Jan. 30, 2019~ Mar. 20, 2019	Oct. 12, 2019	Radiation (03CH11-HY)
Horn Antenna	SCHWARZBECK	BBHA 9120 D	9120D-1326	1GHz ~ 18GHz	Oct. 30, 2018	Jan. 30, 2019~ Mar. 20, 2019	Oct. 29, 2019	Radiation (03CH11-HY)
Loop Antenna	Rohde & Schwarz	HFH2-Z2	100488	9 kHz~30 MHz	Nov. 22, 2018	Jan. 30, 2019~ Mar. 20, 2019	Nov. 21, 2019	Radiation (03CH11-HY)
Preamplifier	Keysight	83017A	MY53270080	1GHz~26.5GHz	Nov. 14, 2018	Jan. 30, 2019~ Mar. 20, 2019	Nov. 13, 2020	Radiation (03CH11-HY)
Spectrum Analyzer	Keysight	N9010A	MY54200486	10Hz ~ 44GHz	Oct. 19, 2018	Jan. 30, 2019~ Mar. 20, 2019	Oct. 18, 2019	Radiation (03CH11-HY)
Antenna Mast	EMEC	AM-BS-4500-B	N/A	1~4m	N/A	Jan. 30, 2019~ Mar. 20, 2019	N/A	Radiation (03CH11-HY)
Turn Table	EMEC	TT 2000	N/A	0~360 Degree	N/A	Jan. 30, 2019~ Mar. 20, 2019	N/A	Radiation (03CH11-HY)
Preamplifier	Jet-Power	JPA0118-55-303	1710001800054001	1GHz~18GHz	Apr. 16, 2018	Jan. 30, 2019~ Mar. 20, 2019	Apr. 15, 2019	Radiation (03CH11-HY)
SHF-EHF Horn Antenna	SCHWARZBECK	BBHA 9170	BBHA9170584	18GHz- 40GHz	Dec. 05, 2018	Jan. 30, 2019~ Mar. 20, 2019	Dec. 04, 2019	Radiation (03CH11-HY)
EMI Test Receiver	Keysight	N9038A(MXE)	MY53290045	N/A	Jan. 19, 2019	Jan. 30, 2019~ Mar. 20, 2019	Jan. 18, 2020	Radiation (03CH11-HY)
Software	Audix	E3 6.2009-8-24	RK-001042	N/A	N/A	Jan. 30, 2019~ Mar. 20, 2019	N/A	Radiation (03CH11-HY)
RF Cable	HUBER + SUHNER	SUCOFLEX 104	MY9837/4PE	9kHz-30MHz	Jan. 13, 2019	Jan. 30, 2019~ Mar. 20, 2019	Jan. 12, 2020	Radiation (03CH11-HY)
RF Cable	HUBER + SUHNER	SUCOFLEX 102	MY2859/2	30MHz-40GHz	Jan. 13, 2019	Jan. 30, 2019~ Mar. 20, 2019	Jan. 12, 2020	Radiation (03CH11-HY)
RF Cable	HUBER + SUHNER	SUCOFLEX 104	MY9837/4PE	30M-18G	Jan. 13, 2019	Jan. 30, 2019~ Mar. 20, 2019	Jan. 12, 2020	Radiation (03CH11-HY)
RF Cable	HUBER + SUHNER	SUCOFLEX 102	MY4274/2	30MHz-40GHz	Jan. 13, 2019	Jan. 30, 2019~ Mar. 20, 2019	Jan. 12, 2020	Radiation (03CH11-HY)
Filter	Wainwright	WHKX8-5872.5-6750-18000-40ST	SN3	6.75GHz High Pass	Sep. 17, 2018	Jan. 30, 2019~ Mar. 20, 2019	Sep. 16, 2019	Radiation (03CH11-HY)
Filter	Wainwright	WLK4-1000-1530-8000-40SS	SN11	1G Low Pass	Sep. 16, 2018	Jan. 30, 2019~ Mar. 20, 2019	Sep. 15, 2019	Radiation (03CH11-HY)
Filter	Wainwright	WHKX12-2700-3000-18000-60SS	SN3	2.7G High Pass	Sep. 16, 2018	Jan. 30, 2019~ Mar. 20, 2019	Sep. 15, 2019	Radiation (03CH11-HY)

5 Uncertainty of Evaluation

Uncertainty of Conducted Emission Measurement (150kHz ~ 30MHz)

Measuring Uncertainty for a Level of Confidence of 95% (U = 2Uc(y))	2.2

Uncertainty of Radiated Emission Measurement (30 MHz ~ 1000 MHz)

Measuring Uncertainty for a Level of Confidence of 95% (U = 2Uc(y))	5.2

Uncertainty of Radiated Emission Measurement (1000 MHz ~ 18000 MHz)

Measuring Uncertainty for a Level of Confidence of 95% (U = 2Uc(y))	5.5

Uncertainty of Radiated Emission Measurement (18000 MHz ~ 40000 MHz)

Measuring Uncertainty for a Level of Confidence of 95% (U = 2Uc(y))	5.2

Appendix A. Test Result of Conducted Test Items

<CDD Mode>

Test Engineer:	Eason Huang	Temperature:	21~25	°C
Test Date:	2019/02/27~04/02	Relative Humidity:	51~54	%

TEST RESULTS DATA
26dB and 99% OBW

Band II													
Mod.	Data Rate	NTX	CH.	Freq. (MHz)	26 dB Bandwidth (MHz)				FCC 26dB Bandwidth Power Limit (dBm)				Note
					Ant 1	Ant 2	Ant 3	Ant 4	Ant 1	Ant 2	Ant 3	Ant 4	
11a	6Mbps	1	52	5260	40.90				23.98				
11a	6Mbps	1	60	5300	40.80				23.98				
11a	6Mbps	1	64	5320	33.50				23.98				
VHT20	MCS0	1	52	5260	44.55				23.98				
VHT20	MCS0	1	60	5300	45.90				23.98				
VHT20	MCS0	1	64	5320	39.45				23.98				
VHT40	MCS0	1	54	5270	82.53				23.98				
VHT40	MCS0	1	62	5310	41.34				23.98				
VHT80	MCS0	1	58	5290	82.48				23.98				

Band II													
Mod.	Data Rate	NTX	CH.	Freq. (MHz)	26 dB Bandwidth (MHz)				FCC 26dB Bandwidth Power Limit (dBm)				Note
					Ant 1	Ant 2	Ant 3	Ant 4	Ant 1	Ant 2	Ant 3	Ant 4	
11a	6Mbps	2	52	5260	34.20	28.05			23.98	23.98			
11a	6Mbps	2	60	5300	33.35	26.70			23.98	23.98			
11a	6Mbps	2	64	5320	32.25	27.00			23.98	23.98			
VHT20	MCS0	2	52	5260	39.15	37.25			23.98	23.98			
VHT20	MCS0	2	60	5300	40.20	36.25			23.98	23.98			
VHT20	MCS0	2	64	5320	37.20	34.40			23.98	23.98			
VHT40	MCS0	2	54	5270	75.24	63.62			23.98	23.98			
VHT40	MCS0	2	62	5310	50.32	40.86			23.98	23.98			
VHT80	MCS0	2	58	5290	82.56	81.92			23.98	23.98			

Band II													
Mod.	Data Rate	NTX	CH.	Freq. (MHz)	26 dB Bandwidth (MHz)				FCC 26dB Bandwidth Power Limit (dBm)				Note
					Ant 1	Ant 2	Ant 3	Ant 4	Ant 1	Ant 2	Ant 3	Ant 4	
11a	6Mbps	3	52	5260	22.60	22.60	22.55		23.98	23.98	23.98		
11a	6Mbps	3	60	5300	22.70	22.50	26.75		23.98	23.98	23.98		
11a	6Mbps	3	64	5320	22.60	22.55	29.55		23.98	23.98	23.98		
VHT20	MCS0	3	52	5260	32.10	25.40	36.30		23.98	23.98	23.98		
VHT20	MCS0	3	60	5300	31.05	22.80	36.70		23.98	23.98	23.98		
VHT20	MCS0	3	64	5320	32.10	24.25	36.80		23.98	23.98	23.98		
VHT40	MCS0	3	54	5270	58.41	43.27	67.98		23.98	23.98	23.98		
VHT40	MCS0	3	62	5310	41.13	40.68	40.68		23.98	23.98	23.98		
VHT80	MCS0	3	58	5290	81.75	82.42	82.24		23.98	23.98	23.98		

Band II													
Mod.	Data Rate	NTX	CH.	Freq. (MHz)	26 dB Bandwidth (MHz)				FCC 26dB Bandwidth Power Limit (dBm)				Note
					Ant 1	Ant 2	Ant 3	Ant 4	Ant 1	Ant 2	Ant 3	Ant 4	
11a	6Mbps	4	52	5260	22.70	22.80	22.40	22.60	23.98	23.98	23.98	23.98	
11a	6Mbps	4	60	5300	22.80	22.60	22.40	22.70	23.98	23.98	23.98	23.98	
11a	6Mbps	4	64	5320	22.60	22.50	22.50	22.50	23.98	23.98	23.98	23.98	
VHT20	MCS0	4	52	5260	23.00	22.60	22.70	22.70	23.98	23.98	23.98	23.98	
VHT20	MCS0	4	60	5300	23.15	22.80	22.85	22.80	23.98	23.98	23.98	23.98	
VHT20	MCS0	4	64	5320	22.95	22.80	22.55	22.75	23.98	23.98	23.98	23.98	
VHT40	MCS0	4	54	5270	61.92	49.68	63.05	65.70	23.98	23.98	23.98	23.98	
VHT40	MCS0	4	62	5310	41.66	41.22	58.17	49.97	23.98	23.98	23.98	23.98	
VHT80	MCS0	4	58	5290	82.24	82.24	82.14	81.92	23.98	23.98	23.98	23.98	

Band II																
Mod.	Data Rate	NTX	CH.	Freq. (MHz)	99% Bandwidth (MHz)				IC 99% Bandwidth Power Limit (dBm)				IC 99% Bandwidth EIRP Limit (dBm)			
					Ant 1	Ant 2	Ant 3	Ant 4	Ant 1	Ant 2	Ant 3	Ant 4	Ant 1	Ant 2	Ant 3	Ant 4
11a	6Mbps	1	52	5260	19.00				23.79				29.79			
11a	6Mbps	1	60	5300	19.30				23.86				29.86			
11a	6Mbps	1	64	5320	17.15				23.34				29.34			
VHT20	MCS0	1	52	5260	20.80				23.98				30.00			
VHT20	MCS0	1	60	5300	20.55				23.98				30.00			
VHT20	MCS0	1	64	5320	18.25				23.61				29.61			
VHT40	MCS0	1	54	5270	37.60				23.98				30.00			
VHT40	MCS0	1	62	5310	36.70				23.98				30.00			
VHT80	MCS0	1	58	5290	76.92				23.98				30.00			

Band II																
Mod.	Data Rate	NTX	CH.	Freq. (MHz)	99% Bandwidth (MHz)				IC 99% Bandwidth Power Limit (dBm)				IC 99% Bandwidth EIRP Limit (dBm)			
					Ant 1	Ant 2	Ant 3	Ant 4	Ant 1	Ant 2	Ant 3	Ant 4	Ant 1	Ant 2	Ant 3	Ant 4
11a	6Mbps	2	52	5260	17.35	17.00			23.39	23.30			29.39	29.30		
11a	6Mbps	2	60	5300	17.35	17.00			23.39	23.30			29.39	29.30		
11a	6Mbps	2	64	5320	17.20	17.00			23.36	23.30			29.36	29.30		
VHT20	MCS0	2	52	5260	18.35	18.05			23.64	23.56			29.64	29.56		
VHT20	MCS0	2	60	5300	18.35	18.10			23.64	23.58			29.64	29.58		
VHT20	MCS0	2	64	5320	18.30	18.05			23.62	23.56			29.62	29.56		
VHT40	MCS0	2	54	5270	37.00	36.80			23.98	23.98			30.00	30.00		
VHT40	MCS0	2	62	5310	36.70	36.70			23.98	23.98			30.00	30.00		
VHT80	MCS0	2	58	5290	76.92	77.04			23.98	23.98			30.00	30.00		

Band II																
Mod.	Data Rate	NTX	CH.	Freq. (MHz)	99% Bandwidth (MHz)				IC 99% Bandwidth Power Limit (dBm)				IC 99% Bandwidth EIRP Limit (dBm)			
					Ant 1	Ant 2	Ant 3	Ant 4	Ant 1	Ant 2	Ant 3	Ant 4	Ant 1	Ant 2	Ant 3	Ant 4
11a	6Mbps	3	52	5260	17.10	17.00	16.95		23.33	23.30	23.29		29.33	29.30	29.29	
11a	6Mbps	3	60	5300	17.00	16.90	16.95		23.30	23.28	23.29		29.30	29.28	29.29	
11a	6Mbps	3	64	5320	17.10	17.00	17.10		23.33	23.30	23.33		29.33	29.30	29.33	
VHT20	MCS0	3	52	5260	18.20	18.00	18.00		23.60	23.55	23.55		29.60	29.55	29.55	
VHT20	MCS0	3	60	5300	18.10	17.95	18.10		23.58	23.54	23.58		29.58	29.54	29.58	
VHT20	MCS0	3	64	5320	18.10	18.00	18.05		23.58	23.55	23.56		29.58	29.55	29.56	
VHT40	MCS0	3	54	5270	36.70	36.60	36.70		23.98	23.98	23.98		30.00	30.00	30.00	
VHT40	MCS0	3	62	5310	36.70	36.60	36.70		23.98	23.98	23.98		30.00	30.00	30.00	
VHT80	MCS0	3	58	5290	76.92	77.16	77.04		23.98	23.98	23.98		30.00	30.00	30.00	

Band II																
	Data Rate	NTX	CH.	Freq. (MHz)	99% Bandwidth (MHz)				IC 99% Bandwidth Power Limit (dBm)				IC 99% Bandwidth EIRP Limit (dBm)			
					Ant 1	Ant 2	Ant 3	Ant 4	Ant 1	Ant 2	Ant 3	Ant 4	Ant 1	Ant 2	Ant 3	Ant 4
11a	6Mbps	4	52	5260	17.10	16.90	17.00	16.90	23.33	23.28	23.30	23.28	29.33	29.28	29.30	29.28
11a	6Mbps	4	60	5300	17.05	17.10	16.95	16.90	23.32	23.33	23.29	23.28	29.32	29.33	29.29	29.28
11a	6Mbps	4	64	5320	17.10	17.05	17.00	16.95	23.33	23.32	23.30	23.29	29.33	29.32	29.30	29.29
VHT20	MCS0	4	52	5260	18.15	18.05	18.05	18.10	23.59	23.56	23.56	23.58	29.59	29.56	29.56	29.58
VHT20	MCS0	4	60	5300	18.20	17.95	18.00	18.00	23.60	23.54	23.55	23.55	29.60	29.54	29.55	29.55
VHT20	MCS0	4	64	5320	18.15	18.00	18.00	18.05	23.59	23.55	23.55	23.56	29.59	29.55	29.55	29.56
VHT40	MCS0	4	54	5270	36.70	36.70	36.70	36.80	23.98	23.98	23.98	23.98	30.00	30.00	30.00	30.00
VHT40	MCS0	4	62	5310	36.70	36.70	36.70	36.80	23.98	23.98	23.98	23.98	30.00	30.00	30.00	30.00
VHT80	MCS0	4	58	5290	77.04	77.16	77.04	77.16	23.98	23.98	23.98	23.98	30.00	30.00	30.00	30.00

TEST RESULTS DATA
Average Power Table

FCC Band II															
Mod.	Data Rate	NTX	CH.	Freq. (MHz)	Ant	Average Conducted Power with Duty Factor (dB)					FCC Power Limit (dBm)	DG (dBi)	FCC EIRP Power (dBm)	FCC EIRP Power Limit (dBm)	Pass/Fail
						Ant 1	Ant 2	Ant 3	Ant 4	SUM					
11a	6Mbps	1	52	5260	1	22.10				22.10	23.98	3.60	25.70	30.00	Pass
11a	6Mbps	1	60	5300	1	22.00				22.00	23.98	3.60	25.60	30.00	Pass
11a	6Mbps	1	64	5320	1	19.00				19.00	23.98	3.60	22.60	30.00	Pass
HT20	MCS0	1	52	5260	1	21.90				21.90	23.98	3.60	25.50	30.00	Pass
HT20	MCS0	1	60	5300	1	21.90				21.90	23.98	3.60	25.50	30.00	Pass
HT20	MCS0	1	64	5320	1	18.90				18.90	23.98	3.60	22.50	30.00	Pass
HT40	MCS0	1	54	5270	1	20.30				20.30	23.98	3.60	23.90	30.00	Pass
HT40	MCS0	1	62	5310	1	12.00				12.00	23.98	3.60	15.60	30.00	Pass
VHT20	MCS0	1	52	5260	1	22.00				22.00	23.98	3.60	25.60	30.00	Pass
VHT20	MCS0	1	60	5300	1	22.00				22.00	23.98	3.60	25.60	30.00	Pass
VHT20	MCS0	1	64	5320	1	19.00				19.00	23.98	3.60	22.60	30.00	Pass
VHT40	MCS0	1	54	5270	1	20.50				20.50	23.98	3.60	24.10	30.00	Pass
VHT40	MCS0	1	62	5310	1	12.20				12.20	23.98	3.60	15.80	30.00	Pass
VHT80	MCS0	1	58	5290	1	15.10				15.10	23.98	3.60	18.70	30.00	Pass

FCC Band II															
Mod.	Data Rate	NTX	CH.	Freq. (MHz)	Ant	Average Conducted Power with Duty Factor (dB)					FCC Power Limit (dBm)	DG (dBi)	FCC EIRP Power (dBm)	FCC EIRP Power Limit (dBm)	Pass/Fail
						Ant 1	Ant 2	Ant 3	Ant 4	SUM					
11a	6Mbps	2	52	5260	1+2	19.30	18.50			21.93	23.98	3.60	25.53	30.00	Pass
11a	6Mbps	2	60	5300	1+2	19.10	18.80			21.96	23.98	3.60	25.56	30.00	Pass
11a	6Mbps	2	64	5320	1+2	18.70	17.50			21.15	23.98	3.60	24.75	30.00	Pass
HT20	MCS0	2	52	5260	1+2	19.50	18.70			22.13	23.98	3.60	25.73	30.00	Pass
HT20	MCS0	2	60	5300	1+2	19.30	19.00			22.16	23.98	3.60	25.76	30.00	Pass
HT20	MCS0	2	64	5320	1+2	18.60	17.80			21.23	23.98	3.60	24.83	30.00	Pass
HT40	MCS0	2	54	5270	1+2	19.20	18.40			21.83	23.98	3.60	25.43	30.00	Pass
HT40	MCS0	2	62	5310	1+2	14.80	14.00			17.43	23.98	3.60	21.03	30.00	Pass
VHT20	MCS0	2	52	5260	1+2	19.60	18.80			22.23	23.98	3.60	25.83	30.00	Pass
VHT20	MCS0	2	60	5300	1+2	19.40	19.10			22.26	23.98	3.60	25.86	30.00	Pass
VHT20	MCS0	2	64	5320	1+2	18.70	17.90			21.33	23.98	3.60	24.93	30.00	Pass
VHT40	MCS0	2	54	5270	1+2	19.30	18.50			21.93	23.98	3.60	25.53	30.00	Pass
VHT40	MCS0	2	62	5310	1+2	14.90	14.10			17.53	23.98	3.60	21.13	30.00	Pass
VHT80	MCS0	2	58	5290	1+2	13.70	13.70			16.71	23.98	3.60	20.31	30.00	Pass

FCC Band II															
Mod.	Data Rate	NTX	CH.	Freq. (MHz)	Ant	Average Conducted Power with Duty Factor (dB)					FCC Power Limit (dBm)	DG (dBi)	FCC EIRP Power (dBm)	FCC EIRP Power Limit (dBm)	Pass/Fail
						Ant 1	Ant 2	Ant 3	Ant 4	SUM					
11a	6Mbps	3	52	5260	1+2+3	15.00	14.90	16.20		20.18	23.98	3.60	23.78	30.00	Pass
11a	6Mbps	3	60	5300	1+2+3	16.30	15.80	16.90		21.13	23.98	3.60	24.73	30.00	Pass
11a	6Mbps	3	64	5320	1+2+3	16.60	15.80	17.00		21.27	23.98	3.60	24.87	30.00	Pass
HT20	MCS0	3	52	5260	1+2+3	16.10	15.70	17.00		21.07	23.98	3.60	24.67	30.00	Pass
HT20	MCS0	3	60	5300	1+2+3	16.20	16.00	17.10		21.23	23.98	3.60	24.83	30.00	Pass
HT20	MCS0	3	64	5320	1+2+3	16.50	15.90	17.10		21.30	23.98	3.60	24.90	30.00	Pass
HT40	MCS0	3	54	5270	1+2+3	16.30	15.70	17.10		21.18	23.98	3.60	24.78	30.00	Pass
HT40	MCS0	3	62	5310	1+2+3	12.50	11.50	13.40		17.31	23.98	3.60	20.91	30.00	Pass
VHT20	MCS0	3	52	5260	1+2+3	16.20	15.80	17.10		21.17	23.98	3.60	24.77	30.00	Pass
VHT20	MCS0	3	60	5300	1+2+3	16.30	16.10	17.20		21.33	23.98	3.60	24.93	30.00	Pass
VHT20	MCS0	3	64	5320	1+2+3	16.60	16.00	17.60		21.56	23.98	3.60	25.16	30.00	Pass
VHT40	MCS0	3	54	5270	1+2+3	16.40	15.80	17.60		21.44	23.98	3.60	25.04	30.00	Pass
VHT40	MCS0	3	62	5310	1+2+3	12.60	11.60	13.50		17.41	23.98	3.60	21.01	30.00	Pass
VHT80	MCS0	3	58	5290	1+2+3	11.60	11.40	12.30		16.56	23.98	3.60	20.16	30.00	Pass

FCC Band II															
Mod.	Data Rate	NTX	CH.	Freq. (MHz)	Ant	Average Conducted Power with Duty Factor (dB)					FCC Power Limit (dBm)	DG (dBi)	FCC EIRP Power (dBm)	FCC EIRP Power Limit (dBm)	Pass/Fail
						Ant 1	Ant 2	Ant 3	Ant 4	SUM					
11a	6Mbps	4	52	5260	1+2+3+4	12.80	12.30	13.50	13.20	18.99	23.98	3.80	22.79	30.00	Pass
11a	6Mbps	4	60	5300	1+2+3+4	13.10	12.80	13.80	13.50	19.34	23.98	3.80	23.14	30.00	Pass
11a	6Mbps	4	64	5320	1+2+3+4	12.90	12.40	13.70	13.50	19.18	23.98	3.80	22.98	30.00	Pass
HT20	MCS0	4	52	5260	1+2+3+4	12.70	12.50	13.80	13.20	19.10	23.98	3.80	22.90	30.00	Pass
HT20	MCS0	4	60	5300	1+2+3+4	12.60	12.50	13.80	13.30	19.10	23.98	3.80	22.90	30.00	Pass
HT20	MCS0	4	64	5320	1+2+3+4	12.60	12.40	13.80	13.40	19.11	23.98	3.80	22.91	30.00	Pass
HT40	MCS0	4	54	5270	1+2+3+4	15.00	15.00	16.70	16.10	21.78	23.98	3.80	25.58	30.00	Pass
HT40	MCS0	4	62	5310	1+2+3+4	13.60	13.60	15.40	14.70	20.41	23.98	3.80	24.21	30.00	Pass
VHT20	MCS0	4	52	5260	1+2+3+4	12.80	12.60	13.90	13.30	19.20	23.98	3.80	23.00	30.00	Pass
VHT20	MCS0	4	60	5300	1+2+3+4	12.80	12.60	13.90	13.40	19.23	23.98	3.80	23.03	30.00	Pass
VHT20	MCS0	4	64	5320	1+2+3+4	12.80	12.50	13.90	13.50	19.23	23.98	3.80	23.03	30.00	Pass
VHT40	MCS0	4	54	5270	1+2+3+4	16.00	15.20	16.80	16.30	22.13	23.98	3.80	25.93	30.00	Pass
VHT40	MCS0	4	62	5310	1+2+3+4	14.70	13.60	15.40	14.80	20.69	23.98	3.80	24.49	30.00	Pass
VHT80	MCS0	4	58	5290	1+2+3+4	11.90	11.80	13.10	12.60	18.40	23.98	3.80	22.20	30.00	Pass

TEST RESULTS DATA
Power Spectral Density

Band II														
Mod.	Data Rate	NTX	CH.	Freq. (MHz)	Ant	Duty Factor (dB)				Average PSD with Duty Factor (dBm/MHz)	PSD Limit (dBm/MHz)	DG (dBi)		Pass /Fail
						Ant 1	Ant 2	Ant 3	Ant 4					
11a	6Mbps	1	52	5260	1	0.28				10.56	11.00	3.60		Pass
11a	6Mbps	1	60	5300	1	0.28				10.49	11.00	3.60		Pass
11a	6Mbps	1	64	5320	1	0.28				7.34	11.00	3.60		Pass
VHT20	MCS0	1	52	5260	1	0.08				10.76	11.00	3.60		Pass
VHT20	MCS0	1	60	5300	1	0.08				10.76	11.00	3.60		Pass
VHT20	MCS0	1	64	5320	1	0.08				7.66	11.00	3.60		Pass
VHT40	MCS0	1	54	5270	1	0.16				6.22	11.00	3.60		Pass
VHT40	MCS0	1	62	5310	1	0.16				-1.47	11.00	3.60		Pass
VHT80	MCS0	1	58	5290	1	0.32				-2.34	11.00	3.60		Pass

Band II														
Mod.	Data Rate	NTX	CH.	Freq. (MHz)	Ant	Duty Factor (dB)				Average PSD with Duty Factor (dBm/MHz)	PSD Limit (dBm/MHz)	DG (dBi)		Pass /Fail
						Ant 1	Ant 2	Ant 3	Ant 4					
11a	6Mbps	2	52	5260	1+2	0.23	0.27			10.84	11.00	3.80		Pass
11a	6Mbps	2	60	5300	1+2	0.23	0.27			10.76	11.00	3.80		Pass
11a	6Mbps	2	64	5320	1+2	0.23	0.27			9.90	11.00	3.80		Pass
VHT20	MCS0	2	52	5260	1+2	0.07	0.09			10.99	11.00	3.80		Pass
VHT20	MCS0	2	60	5300	1+2	0.07	0.09			10.75	11.00	3.80		Pass
VHT20	MCS0	2	64	5320	1+2	0.07	0.09			9.80	11.00	3.80		Pass
VHT40	MCS0	2	54	5270	1+2	0.13	0.18			7.93	11.00	3.80		Pass
VHT40	MCS0	2	62	5310	1+2	0.13	0.18			3.29	11.00	3.80		Pass
VHT80	MCS0	2	58	5290	1+2	0.30	0.32			-0.23	11.00	3.80		Pass

Band II														
Mod.	Data Rate	NTX	CH.	Freq. (MHz)	Ant	Duty Factor (dB)				Average PSD with Duty Factor (dBm/MHz)	PSD Limit (dBm/MHz)	DG (dBi)		Pass /Fail
						Ant 1	Ant 2	Ant 3	Ant 4					
11a	6Mbps	3	52	5260	1+2+3	0.23	0.22	0.27		9.18	9.25	7.75		Pass
11a	6Mbps	3	60	5300	1+2+3	0.23	0.22	0.27		9.12	9.25	7.75		Pass
11a	6Mbps	3	64	5320	1+2+3	0.23	0.22	0.27		9.20	9.25	7.75		Pass
VHT20	MCS0	3	52	5260	1+2+3	0.08	0.07	0.07		9.14	9.25	7.75		Pass
VHT20	MCS0	3	60	5300	1+2+3	0.08	0.07	0.07		9.08	9.25	7.75		Pass
VHT20	MCS0	3	64	5320	1+2+3	0.08	0.07	0.07		9.21	9.25	7.75		Pass
VHT40	MCS0	3	54	5270	1+2+3	0.18	0.16	0.16		6.57	9.25	7.75		Pass
VHT40	MCS0	3	62	5310	1+2+3	0.18	0.16	0.16		2.57	9.25	7.75		Pass
VHT80	MCS0	3	58	5290	1+2+3	0.29	0.31	0.30		-1.42	9.25	7.75		Pass

Band II														
Mod.	Data Rate	NTX	CH.	Freq. (MHz)	Ant	Duty Factor (dB)				Average PSD with Duty Factor (dBm/MHz)	PSD Limit (dBm/MHz)	DG (dBi)		Pass /Fail
						Ant 1	Ant 2	Ant 3	Ant 4					
11a	6Mbps	4	52	5260	1+2+3+4	0.25	0.23	0.27	0.23	7.58	7.79	9.21		Pass
11a	6Mbps	4	60	5300	1+2+3+4	0.25	0.23	0.27	0.23	7.69	7.79	9.21		Pass
11a	6Mbps	4	64	5320	1+2+3+4	0.25	0.23	0.27	0.23	7.56	7.79	9.21		Pass
VHT20	MCS0	4	52	5260	1+2+3+4	0.09	0.08	0.11	0.08	7.70	7.79	9.21		Pass
VHT20	MCS0	4	60	5300	1+2+3+4	0.09	0.08	0.11	0.08	7.61	7.79	9.21		Pass
VHT20	MCS0	4	64	5320	1+2+3+4	0.09	0.08	0.11	0.08	7.56	7.79	9.21		Pass
VHT40	MCS0	4	54	5270	1+2+3+4	0.16	0.16	0.18	0.13	7.67	7.79	9.21		Pass
VHT40	MCS0	4	62	5310	1+2+3+4	0.16	0.16	0.18	0.13	6.15	7.79	9.21		Pass
VHT80	MCS0	4	58	5290	1+2+3+4	0.31	0.31	0.26	0.32	1.04	7.79	9.21		Pass

Report Number : FR912813E

TEST RESULTS DATA
26dB and 99% OBW

Band III																
Mod.	Data Rate	NTX	CH.	Freq. (MHz)	26 dB Bandwidth In U-NII 2C (MHz)				FCC 26dB Bandwidth Power Limit (dBm)				6 dB Bandwidth for Straddle Channel (MHz)			
					Ant 1	Ant 2	Ant 3	Ant 4	Ant 1	Ant 2	Ant 3	Ant 4	Ant 1	Ant 2	Ant 3	Ant 4
11a	6Mbps	1	100	5500	31.60				23.98				----			
11a	6Mbps	1	116	5580	42.40				23.98				----			
11a	6Mbps	1	140	5700	35.25				23.98				----			
11a	6Mbps	1	144	5720	26.90				23.98				3.25			
VHT20	MCS0	1	100	5500	38.15				23.98				----			
VHT20	MCS0	1	116	5580	46.50				23.98				----			
VHT20	MCS0	1	140	5700	40.05				23.98				----			
VHT20	MCS0	1	144	5720	29.35				23.98				3.85			
VHT40	MCS0	1	102	5510	62.46				23.98				----			
VHT40	MCS0	1	110	5550	88.20				23.98				----			
VHT40	MCS0	1	134	5670	84.76				23.98				----			
VHT40	MCS0	1	142	5710	66.36				23.98				3.18			
VHT80	MCS0	1	106	5530	82.24				23.98				----			
VHT80	MCS0	1	122	5610	157.65				23.98				----			
VHT80	MCS0	1	138	5690	136.52				23.98				2.92			

Band III																
Mod.	Data Rate	NTX	CH.	Freq. (MHz)	26 dB Bandwidth (MHz)				FCC 26dB Bandwidth Power Limit (dBm)				6 dB Bandwidth for Straddle Channel (MHz)			
					Ant 1	Ant 2	Ant 3	Ant 4	Ant 1	Ant 2	Ant 3	Ant 4	Ant 1	Ant 2	Ant 3	Ant 4
11a	6Mbps	2	100	5500	31.15	25.60			23.98	23.98			----	----		
11a	6Mbps	2	116	5580	31.65	25.00			23.98	23.98			----	----		
11a	6Mbps	2	140	5700	27.40	25.50			23.98	23.98			----	----		
11a	6Mbps	2	144	5720	21.35	20.90			23.98	23.98			3.25	3.20		
VHT20	MCS0	2	100	5500	37.55	35.60			23.98	23.98			----	----		
VHT20	MCS0	2	116	5580	38.15	36.45			23.98	23.98			----	----		
VHT20	MCS0	2	140	5700	36.70	37.10			23.98	23.98			----	----		
VHT20	MCS0	2	144	5720	24.40	24.30			23.98	23.98			3.85	3.85		
VHT40	MCS0	2	102	5510	64.37	61.68			23.98	23.98			----	----		
VHT40	MCS0	2	110	5550	84.41	81.56			23.98	23.98			----	----		
VHT40	MCS0	2	134	5670	77.52	81.31			23.98	23.98			----	----		
VHT40	MCS0	2	142	5710	58.11	57.43			23.98	23.98			3.10	3.10		
VHT80	MCS0	2	106	5530	83.04	81.92			23.98	23.98			----	----		
VHT80	MCS0	2	122	5610	144.16	#####			23.98	23.98			----	----		
VHT80	MCS0	2	138	5690	103.54	104.68			23.98	23.98			3.26	3.28		

Band III																
Mod.	Data Rate	NTX	CH.	Freq. (MHz)	26 dB Bandwidth (MHz)				FCC 26dB Bandwidth Power Limit (dBm)				6 dB Bandwidth for Straddle Channel (MHz)			
					Ant 1	Ant 2	Ant 3	Ant 4	Ant 1	Ant 2	Ant 3	Ant 4	Ant 1	Ant 2	Ant 3	Ant 4
11a	6Mbps	3	100	5500	22.75	22.50	22.80		23.98	23.98	23.98		----	----	----	
11a	6Mbps	3	116	5580	23.00	22.50	22.70		23.98	23.98	23.98		----	----	----	
11a	6Mbps	3	140	5700	22.60	22.30	22.85		23.98	23.98	23.98		----	----	----	
11a	6Mbps	3	144	5720	16.35	16.15	16.20		23.14	23.08	23.10		3.15	3.15	3.15	
VHT20	MCS0	3	100	5500	31.35	22.90	26.90		23.98	23.98	23.98		----	----	----	
VHT20	MCS0	3	116	5580	28.65	24.15	28.35		23.98	23.98	23.98		----	----	----	
VHT20	MCS0	3	140	5700	30.05	28.55	30.45		23.98	23.98	23.98		----	----	----	
VHT20	MCS0	3	144	5720	20.35	19.75	20.35		23.98	23.96	23.98		3.85	3.80	3.85	
VHT40	MCS0	3	102	5510	50.11	49.78	46.66		23.98	23.98	23.98		----	----	----	
VHT40	MCS0	3	110	5550	69.52	70.45	66.90		23.98	23.98	23.98		----	----	----	
VHT40	MCS0	3	134	5670	69.50	66.78	65.99		23.98	23.98	23.98		----	----	----	
VHT40	MCS0	3	142	5710	50.82	50.82	51.86		23.98	23.98	23.98		3.09	3.15	3.16	
VHT80	MCS0	3	106	5530	82.56	82.14	81.28		23.98	23.98	23.98		----	----	----	
VHT80	MCS0	3	122	5610	104.54	88.48	82.69		23.98	23.98	23.98		----	----	----	
VHT80	MCS0	3	138	5690	108.92	102.04	104.78		23.98	23.98	23.98		3.24	3.24	3.17	

Band III																
Mod.	Data Rate	NTX	CH.	Freq. (MHz)	26 dB Bandwidth (MHz)				FCC 26dB Bandwidth Power Limit (dBm)				6 dB Bandwidth for Straddle Channel (MHz)			
					Ant 1	Ant 2	Ant 3	Ant 4	Ant 1	Ant 2	Ant 3	Ant 4	Ant 1	Ant 2	Ant 3	Ant 4
11a	6Mbps	4	100	5500	23.00	22.70	22.70	22.75	23.98	23.98	23.98	23.98	----	----	----	----
11a	6Mbps	4	116	5580	22.60	22.60	22.50	22.50	23.98	23.98	23.98	23.98	----	----	----	----
11a	6Mbps	4	140	5700	22.60	22.80	22.40	22.50	23.98	23.98	23.98	23.98	----	----	----	----
11a	6Mbps	4	144	5720	16.25	16.40	16.20	16.15	23.11	23.15	23.10	23.08	3.15	3.20	3.15	3.20
VHT20	MCS0	4	100	5500	22.70	22.70	22.90	22.50	23.98	23.98	23.98	23.98	----	----	----	----
VHT20	MCS0	4	116	5580	23.10	22.70	22.60	22.60	23.98	23.98	23.98	23.98	----	----	----	----
VHT20	MCS0	4	140	5700	23.10	22.70	22.90	22.60	23.98	23.98	23.98	23.98	----	----	----	----
VHT20	MCS0	4	144	5720	16.50	16.50	16.35	16.45	23.17	23.17	23.14	23.16	3.85	3.80	3.80	3.85
VHT40	MCS0	4	102	5510	57.14	52.74	50.76	51.58	23.98	23.98	23.98	23.98	----	----	----	----
VHT40	MCS0	4	110	5550	58.19	51.45	63.49	58.50	23.98	23.98	23.98	23.98	----	----	----	----
VHT40	MCS0	4	134	5670	61.27	57.17	61.97	62.58	23.98	23.98	23.98	23.98	----	----	----	----
VHT40	MCS0	4	142	5710	50.10	37.45	48.03	41.86	23.98	23.98	23.98	23.98	2.91	2.91	3.09	2.91
VHT80	MCS0	4	106	5530	82.56	82.53	81.38	81.60	23.98	23.98	23.98	23.98	----	----	----	----
VHT80	MCS0	4	122	5610	109.14	93.76	82.88	94.35	23.98	23.98	23.98	23.98	----	----	----	----
VHT80	MCS0	4	138	5690	106.50	95.80	82.36	95.32	23.98	23.98	23.98	23.98	3.24	3.24	3.08	3.08

Band III																
Mod.	Data Rate	NTX	CH.	Freq. (MHz)	99% Bandwidth (MHz)				IC 99% Bandwidth Power Limit (dBm)				IC 99% Bandwidth EIRP Limit (dBm)			
					Ant 1	Ant 2	Ant 3	Ant 4	Ant 1	Ant 2	Ant 3	Ant 4	Ant 1	Ant 2	Ant 3	Ant 4
11a	6Mbps	1	100	5500	17.00				23.30				29.30			
11a	6Mbps	1	116	5580	19.35				23.87				29.87			
11a	6Mbps	1	140	5700	17.25				23.37				29.37			
11a	6Mbps	1	144	5720	16.15				23.08				29.08			
VHT20	MCS0	1	100	5500	18.15				23.59				29.59			
VHT20	MCS0	1	116	5580	21.05				23.98				30.00			
VHT20	MCS0	1	140	5700	18.40				23.65				29.65			
VHT20	MCS0	1	144	5720	17.20				23.36				29.36			
VHT40	MCS0	1	102	5510	36.80				23.98				30.00			
VHT40	MCS0	1	110	5550	40.70				23.98				30.00			
VHT40	MCS0	1	134	5670	38.20				23.98				30.00			
VHT40	MCS0	1	142	5710	44.40				23.98				30.00			
VHT80	MCS0	1	106	5530	77.04				23.98				30.00			
VHT80	MCS0	1	122	5610	78.12				23.98				30.00			
VHT80	MCS0	1	138	5690	77.72				23.98				30.00			

Band III																
Mod.	Data Rate	NTX	CH.	Freq. (MHz)	99% Bandwidth (MHz)				IC 99% Bandwidth Power Limit (dBm)				IC 99% Bandwidth EIRP Limit (dBm)			
					Ant 1	Ant 2	Ant 3	Ant 4	Ant 1	Ant 2	Ant 3	Ant 4	Ant 1	Ant 2	Ant 3	Ant 4
11a	6Mbps	2	100	5500	17.05	16.95			23.32	23.29			29.32	29.29		
11a	6Mbps	2	116	5580	17.05	16.95			23.32	23.29			29.32	29.29		
11a	6Mbps	2	140	5700	17.05	17.00			23.32	23.30			29.32	29.30		
11a	6Mbps	2	144	5720	13.85	13.45			22.41	22.29			28.41	28.29		
VHT20	MCS0	2	100	5500	18.15	18.05			23.59	23.56			29.59	29.56		
VHT20	MCS0	2	116	5580	18.20	18.05			23.60	23.56			29.60	29.56		
VHT20	MCS0	2	140	5700	18.15	18.10			23.59	23.58			29.59	29.58		
VHT20	MCS0	2	144	5720	14.05	14.05			22.48	22.48			28.48	28.48		
VHT40	MCS0	2	102	5510	36.70	36.70			23.98	23.98			30.00	30.00		
VHT40	MCS0	2	110	5550	37.90	37.40			23.98	23.98			30.00	30.00		
VHT40	MCS0	2	134	5670	37.00	37.10			23.98	23.98			30.00	30.00		
VHT40	MCS0	2	142	5710	34.10	33.90			23.98	23.98			30.00	30.00		
VHT80	MCS0	2	106	5530	77.28	77.16			23.98	23.98			30.00	30.00		
VHT80	MCS0	2	122	5610	77.64	77.64			23.98	23.98			30.00	30.00		
VHT80	MCS0	2	138	5690	74.00	73.76			23.98	23.98			30.00	30.00		

Band III																
Mod.	Data Rate	NTX	CH.	Freq. (MHz)	99% Bandwidth (MHz)				IC 99% Bandwidth Power Limit (dBm)				IC 99% Bandwidth EIRP Limit (dBm)			
					Ant 1	Ant 2	Ant 3	Ant 4	Ant 1	Ant 2	Ant 3	Ant 4	Ant 1	Ant 2	Ant 3	Ant 4
11a	6Mbps	3	100	5500	17.10	16.90	16.95		23.33	23.28	23.29		29.33	29.28	29.29	
11a	6Mbps	3	116	5580	17.00	16.85	17.00		23.30	23.27	23.30		29.30	29.27	29.30	
11a	6Mbps	3	140	5700	17.05	16.85	16.90		23.32	23.27	23.28		29.32	29.27	29.28	
11a	6Mbps	3	144	5720	13.50	13.35	13.35		22.30	22.25	22.25		28.30	28.25	28.25	
VHT20	MCS0	3	100	5500	18.05	18.00	18.00		23.56	23.55	23.55		29.56	29.55	29.55	
VHT20	MCS0	3	116	5580	18.15	18.00	17.95		23.59	23.55	23.54		29.59	29.55	29.54	
VHT20	MCS0	3	140	5700	18.10	17.95	18.05		23.58	23.54	23.56		29.58	29.54	29.56	
VHT20	MCS0	3	144	5720	14.00	13.95	14.00		22.46	22.45	22.46		28.46	28.45	28.46	
VHT40	MCS0	3	102	5510	36.70	36.70	36.80		23.98	23.98	23.98		30.00	30.00	30.00	
VHT40	MCS0	3	110	5550	36.80	36.80	36.80		23.98	23.98	23.98		30.00	30.00	30.00	
VHT40	MCS0	3	134	5670	36.80	36.80	36.80		23.98	23.98	23.98		30.00	30.00	30.00	
VHT40	MCS0	3	142	5710	33.50	33.40	33.40		23.98	23.98	23.98		30.00	30.00	30.00	
VHT80	MCS0	3	106	5530	76.92	77.04	77.04		23.98	23.98	23.98		30.00	30.00	30.00	
VHT80	MCS0	3	122	5610	77.28	77.28	77.16		23.98	23.98	23.98		30.00	30.00	30.00	
VHT80	MCS0	3	138	5690	73.76	73.52	73.64		23.98	23.98	23.98		30.00	30.00	30.00	

Band III																
Mod.	Data Rate	NTX	CH.	Freq. (MHz)	99% Bandwidth (MHz)				IC 99% Bandwidth Power Limit (dBm)				IC 99% Bandwidth EIRP Limit (dBm)			
					Ant 1	Ant 2	Ant 3	Ant 4	Ant 1	Ant 2	Ant 3	Ant 4	Ant 1	Ant 2	Ant 3	Ant 4
11a	6Mbps	4	100	5500	17.05	16.95	16.95	16.90	23.32	23.29	23.29	23.28	29.32	29.29	29.29	29.28
11a	6Mbps	4	116	5580	17.10	17.10	17.00	16.95	23.33	23.33	23.30	23.29	29.33	29.33	29.30	29.29
11a	6Mbps	4	140	5700	17.05	17.10	17.00	17.00	23.32	23.33	23.30	23.30	29.32	29.33	29.30	29.30
11a	6Mbps	4	144	5720	13.55	13.50	13.50	13.50	22.32	22.30	22.30	22.30	28.32	28.30	28.30	28.30
VHT20	MCS0	4	100	5500	18.15	17.95	18.00	18.00	23.59	23.54	23.55	23.55	29.59	29.54	29.55	29.55
VHT20	MCS0	4	116	5580	18.10	17.95	18.00	18.00	23.58	23.54	23.55	23.55	29.58	29.54	29.55	29.55
VHT20	MCS0	4	140	5700	18.15	18.00	18.05	18.00	23.59	23.55	23.56	23.55	29.59	29.55	29.56	29.55
VHT20	MCS0	4	144	5720	14.05	14.00	14.00	14.00	22.48	22.46	22.46	22.46	28.48	28.46	28.46	28.46
VHT40	MCS0	4	102	5510	36.70	36.60	36.60	36.80	23.98	23.98	23.98	23.98	30.00	30.00	30.00	30.00
VHT40	MCS0	4	110	5550	36.70	36.50	36.70	36.60	23.98	23.98	23.98	23.98	30.00	30.00	30.00	30.00
VHT40	MCS0	4	134	5670	36.80	36.70	36.80	36.70	23.98	23.98	23.98	23.98	30.00	30.00	30.00	30.00
VHT40	MCS0	4	142	5710	33.40	33.40	33.30	33.30	23.98	23.98	23.98	23.98	30.00	30.00	30.00	30.00
VHT80	MCS0	4	106	5530	77.28	77.28	77.16	77.16	23.98	23.98	23.98	23.98	30.00	30.00	30.00	30.00
VHT80	MCS0	4	122	5610	77.28	77.28	77.28	77.40	23.98	23.98	23.98	23.98	30.00	30.00	30.00	30.00
VHT80	MCS0	4	138	5690	73.76	73.40	73.52	73.52	23.98	23.98	23.98	23.98	30.00	30.00	30.00	30.00

TEST RESULTS DATA
Average Power Table

FCC Band III															
Mod.	Data Rate	NTX	CH.	Freq. (MHz)	Ant	Average Conducted Power with Duty Factor (dB)					FCC Power Limit (dBm)	DG (dBi)	FCC EIRP Power (dBm)	FCC EIRP Power Limit (dBm)	Pass/Fail
						Ant 1	Ant 2	Ant 3	Ant 4	SUM					
11a	6Mbps	1	100	5500	1	18.20				18.20	23.98	3.10	21.30	30.00	Pass
11a	6Mbps	1	116	5580	1	21.80				21.80	23.98	3.10	24.90	30.00	Pass
11a	6Mbps	1	140	5700	1	18.90				18.90	23.98	3.10	22.00	30.00	Pass
11a	6Mbps	1	144	5720	1	22.10				22.10	23.98	3.10	25.20	30.00	Pass
HT20	MCS0	1	100	5500	1	18.10				18.10	23.98	3.10	21.20	30.00	Pass
HT20	MCS0	1	116	5580	1	21.80				21.80	23.98	3.10	24.90	30.00	Pass
HT20	MCS0	1	140	5700	1	19.00				19.00	23.98	3.10	22.10	30.00	Pass
HT20	MCS0	1	144	5720	1	22.10				22.10	23.98	3.10	25.20	30.00	Pass
HT40	MCS0	1	102	5510	1	17.00				17.00	23.98	3.10	20.10	30.00	Pass
HT40	MCS0	1	110	5550	1	21.90				21.90	23.98	3.10	25.00	30.00	Pass
HT40	MCS0	1	134	5670	1	20.80				20.80	23.98	3.10	23.90	30.00	Pass
HT40	MCS0	1	142	5710	1	23.10				23.10	23.98	3.10	26.20	30.00	Pass
VHT20	MCS0	1	100	5500	1	18.20				18.20	23.98	3.10	21.30	30.00	Pass
VHT20	MCS0	1	116	5580	1	21.90				21.90	23.98	3.10	25.00	30.00	Pass
VHT20	MCS0	1	140	5700	1	19.10				19.10	23.98	3.10	22.20	30.00	Pass
VHT20	MCS0	1	144	5720	1	22.20				22.20	23.98	3.10	25.30	30.00	Pass
VHT40	MCS0	1	102	5510	1	17.20				17.20	23.98	3.10	20.30	30.00	Pass
VHT40	MCS0	1	110	5550	1	22.00				22.00	23.98	3.10	25.10	30.00	Pass
VHT40	MCS0	1	134	5670	1	21.00				21.00	23.98	3.10	24.10	30.00	Pass
VHT40	MCS0	1	142	5710	1	23.20				23.20	23.98	3.10	26.30	30.00	Pass
VHT80	MCS0	1	106	5530	1	14.90				14.90	23.98	3.10	18.00	30.00	Pass
VHT80	MCS0	1	122	5610	1	20.50				20.50	23.98	3.10	23.60	30.00	Pass
VHT80	MCS0	1	138	5690	1	22.80				22.80	23.98	3.10	25.90	30.00	Pass

FCC Band III															
Mod.	Data Rate	NTX	CH.	Freq. (MHz)	Ant	Average Conducted Power with Duty Factor (dB)					FCC Power Limit (dBm)	DG (dBi)	FCC EIRP Power (dBm)	FCC EIRP Power Limit (dBm)	Pass/Fail
						Ant 1	Ant 2	Ant 3	Ant 4	SUM					
11a	6Mbps	2	100	5500	1+2	17.60	17.40			20.51	23.98	4.40	24.91	30.00	Pass
11a	6Mbps	2	116	5580	1+2	17.90	17.20			20.57	23.98	4.40	24.97	30.00	Pass
11a	6Mbps	2	140	5700	1+2	17.20	16.60			19.92	23.98	4.40	24.32	30.00	Pass
11a	6Mbps	2	144	5720	1+2	17.90	17.90			20.91	23.98	4.40	25.31	30.00	Pass
HT20	MCS0	2	100	5500	1+2	18.20	17.60			20.92	23.98	4.40	25.32	30.00	Pass
HT20	MCS0	2	116	5580	1+2	18.10	17.50			20.82	23.98	4.40	25.22	30.00	Pass
HT20	MCS0	2	140	5700	1+2	16.90	16.60			19.76	23.98	4.40	24.16	30.00	Pass
HT20	MCS0	2	144	5720	1+2	18.20	18.40			21.31	23.98	4.40	25.71	30.00	Pass
HT40	MCS0	2	102	5510	1+2	16.40	17.00			19.72	23.98	4.40	24.12	30.00	Pass
HT40	MCS0	2	110	5550	1+2	20.60	20.70			23.66	23.98	4.40	28.06	30.00	Pass
HT40	MCS0	2	134	5670	1+2	18.50	18.80			21.66	23.98	4.40	26.06	30.00	Pass
HT40	MCS0	2	142	5710	1+2	20.50	21.00			23.77	23.98	4.40	28.17	30.00	Pass
VHT20	MCS0	2	100	5500	1+2	18.30	17.70			21.02	23.98	4.40	25.42	30.00	Pass
VHT20	MCS0	2	116	5580	1+2	18.20	17.60			20.92	23.98	4.40	25.32	30.00	Pass
VHT20	MCS0	2	140	5700	1+2	17.10	16.80			19.96	23.98	4.40	24.36	30.00	Pass
VHT20	MCS0	2	144	5720	1+2	18.30	18.50			21.41	23.98	4.40	25.81	30.00	Pass
VHT40	MCS0	2	102	5510	1+2	16.50	17.10			19.82	23.98	4.40	24.22	30.00	Pass
VHT40	MCS0	2	110	5550	1+2	20.70	20.80			23.76	23.98	4.40	28.16	30.00	Pass
VHT40	MCS0	2	134	5670	1+2	18.70	18.90			21.81	23.98	4.40	26.21	30.00	Pass
VHT40	MCS0	2	142	5710	1+2	20.60	21.10			23.87	23.98	4.40	28.27	30.00	Pass
VHT80	MCS0	2	106	5530	1+2	15.90	16.10			19.01	23.98	4.40	23.41	30.00	Pass
VHT80	MCS0	2	122	5610	1+2	19.70	19.60			22.66	23.98	4.40	27.06	30.00	Pass
VHT80	MCS0	2	138	5690	1+2	21.00	20.70			23.86	23.98	4.40	28.26	30.00	Pass

FCC Band III															
Mod.	Data Rate	NTX	CH.	Freq. (MHz)	Ant	Average Conducted Power with Duty Factor (dB)					FCC Power Limit (dBm)	DG (dBi)	FCC EIRP Power (dBm)	FCC EIRP Power Limit (dBm)	Pass/Fail
						Ant 1	Ant 2	Ant 3	Ant 4	SUM					
11a	6Mbps	3	100	5500	1+2+3	15.60	15.20	15.00		20.05	23.98	4.40	24.45	30.00	Pass
11a	6Mbps	3	116	5580	1+2+3	15.40	15.10	14.80		19.88	23.98	4.40	24.28	30.00	Pass
11a	6Mbps	3	140	5700	1+2+3	15.30	15.70	15.20		20.18	23.98	4.40	24.58	30.00	Pass
11a	6Mbps	3	144	5720	1+2+3	15.60	15.40	15.50		20.27	23.08	4.40	24.67	30.00	Pass
HT20	MCS0	3	100	5500	1+2+3	15.50	15.10	15.30		20.07	23.98	4.40	24.47	30.00	Pass
HT20	MCS0	3	116	5580	1+2+3	15.60	15.30	15.20		20.14	23.98	4.40	24.54	30.00	Pass
HT20	MCS0	3	140	5700	1+2+3	15.30	15.40	15.30		20.10	23.98	4.40	24.50	30.00	Pass
HT20	MCS0	3	144	5720	1+2+3	15.70	15.50	15.80		20.44	23.98	4.40	24.84	30.00	Pass
HT40	MCS0	3	102	5510	1+2+3	15.00	15.40	14.20		19.67	23.98	4.40	24.07	30.00	Pass
HT40	MCS0	3	110	5550	1+2+3	18.20	18.30	17.70		22.85	23.98	4.40	27.25	30.00	Pass
HT40	MCS0	3	134	5670	1+2+3	16.80	16.80	16.40		21.44	23.98	4.40	25.84	30.00	Pass
HT40	MCS0	3	142	5710	1+2+3	18.50	18.50	18.30		23.21	23.98	4.40	27.61	30.00	Pass
VHT20	MCS0	3	100	5500	1+2+3	15.60	15.20	15.40		20.17	23.98	4.40	24.57	30.00	Pass
VHT20	MCS0	3	116	5580	1+2+3	15.70	15.40	15.30		20.24	23.98	4.40	24.64	30.00	Pass
VHT20	MCS0	3	140	5700	1+2+3	15.40	15.50	15.40		20.20	23.98	4.40	24.60	30.00	Pass
VHT20	MCS0	3	144	5720	1+2+3	15.80	15.60	15.90		20.54	23.96	4.40	24.94	30.00	Pass
VHT40	MCS0	3	102	5510	1+2+3	15.20	15.50	14.70		19.92	23.98	4.40	24.32	30.00	Pass
VHT40	MCS0	3	110	5550	1+2+3	18.30	18.40	17.80		22.95	23.98	4.40	27.35	30.00	Pass
VHT40	MCS0	3	134	5670	1+2+3	16.90	16.90	16.50		21.54	23.98	4.40	25.94	30.00	Pass
VHT40	MCS0	3	142	5710	1+2+3	18.60	18.60	18.40		23.31	23.98	4.40	27.71	30.00	Pass
VHT80	MCS0	3	106	5530	1+2+3	14.40	14.60	14.30		19.21	23.98	4.40	23.61	30.00	Pass
VHT80	MCS0	3	122	5610	1+2+3	17.60	17.40	17.00		22.11	23.98	4.40	26.51	30.00	Pass
VHT80	MCS0	3	138	5690	1+2+3	19.00	18.60	18.30		23.41	23.98	4.40	27.81	30.00	Pass

FCC Band III															
Mod.	Data Rate	NTX	CH.	Freq. (MHz)	Ant	Average Conducted Power with Duty Factor (dB)					FCC Power Limit (dBm)	DG (dBi)	FCC EIRP Power (dBm)	FCC EIRP Power Limit (dBm)	Pass/Fail
						Ant 1	Ant 2	Ant 3	Ant 4	SUM					
11a	6Mbps	4	100	5500	1+2+3+4	13.20	13.00	12.70	12.20	18.81	23.98	4.40	23.21	30.00	Pass
11a	6Mbps	4	116	5580	1+2+3+4	13.10	12.60	11.90	11.90	18.43	23.98	4.40	22.83	30.00	Pass
11a	6Mbps	4	140	5700	1+2+3+4	12.60	12.60	12.10	11.80	18.31	23.98	4.40	22.71	30.00	Pass
11a	6Mbps	4	144	5720	1+2+3+4	12.60	12.70	12.40	11.70	18.39	23.08	4.40	22.79	30.00	Pass
HT20	MCS0	4	100	5500	1+2+3+4	13.00	12.90	12.50	11.90	18.62	23.98	4.40	23.02	30.00	Pass
HT20	MCS0	4	116	5580	1+2+3+4	12.70	12.30	12.30	11.80	18.31	23.98	4.40	22.71	30.00	Pass
HT20	MCS0	4	140	5700	1+2+3+4	12.80	13.30	12.80	12.30	18.83	23.98	4.40	23.23	30.00	Pass
HT20	MCS0	4	144	5720	1+2+3+4	12.90	13.20	12.60	12.20	18.76	23.98	4.40	23.16	30.00	Pass
HT40	MCS0	4	102	5510	1+2+3+4	15.30	15.60	14.80	15.00	21.21	23.98	4.40	25.61	30.00	Pass
HT40	MCS0	4	110	5550	1+2+3+4	15.40	15.70	14.80	15.10	21.28	23.98	4.40	25.68	30.00	Pass
HT40	MCS0	4	134	5670	1+2+3+4	15.40	15.60	15.30	14.80	21.31	23.98	4.40	25.71	30.00	Pass
HT40	MCS0	4	142	5710	1+2+3+4	15.50	15.60	15.10	14.90	21.30	23.98	4.40	25.70	30.00	Pass
VHT20	MCS0	4	100	5500	1+2+3+4	13.10	13.00	12.60	12.00	18.72	23.98	4.40	23.12	30.00	Pass
VHT20	MCS0	4	116	5580	1+2+3+4	12.80	12.40	12.40	11.90	18.41	23.98	4.40	22.81	30.00	Pass
VHT20	MCS0	4	140	5700	1+2+3+4	12.90	13.40	12.90	12.40	18.93	23.98	4.40	23.33	30.00	Pass
VHT20	MCS0	4	144	5720	1+2+3+4	13.00	13.40	12.70	12.30	18.89	23.14	4.40	23.29	30.00	Pass
VHT40	MCS0	4	102	5510	1+2+3+4	15.40	15.70	14.90	15.10	21.31	23.98	4.40	25.71	30.00	Pass
VHT40	MCS0	4	110	5550	1+2+3+4	15.50	15.80	14.90	15.20	21.38	23.98	4.40	25.78	30.00	Pass
VHT40	MCS0	4	134	5670	1+2+3+4	15.50	15.70	15.40	14.90	21.41	23.98	4.40	25.81	30.00	Pass
VHT40	MCS0	4	142	5710	1+2+3+4	15.70	15.80	15.20	15.00	21.46	23.98	4.40	25.86	30.00	Pass
VHT80	MCS0	4	106	5530	1+2+3+4	14.80	14.80	14.00	15.20	20.74	23.98	4.40	25.14	30.00	Pass
VHT80	MCS0	4	122	5610	1+2+3+4	16.80	17.00	16.50	16.60	22.75	23.98	4.40	27.15	30.00	Pass
VHT80	MCS0	4	138	5690	1+2+3+4	18.30	17.90	17.30	17.30	23.74	23.98	4.40	28.14	30.00	Pass

TEST RESULTS DATA
Power Spectral Density

Band III														
Mod.	Data Rate	NTX	CH.	Freq. (MHz)	Ant	Duty Factor (dB)				Average PSD with Duty Factor (dBm/MHz)	PSD Limit (dBm/ MHz)	DG (dBi)		Pass /Fail
						Ant 1	Ant 2	Ant 3	Ant 4					
11a	6Mbps	1	100	5500	1	0.28				7.00	11.00	3.10		Pass
11a	6Mbps	1	116	5580	1	0.28				10.73	11.00	3.10		Pass
11a	6Mbps	1	140	5700	1	0.28				7.42	11.00	3.10		Pass
11a	6Mbps	1	144	5720	1	0.28				10.91	11.00	3.10		Pass
VHT20	MCS0	1	100	5500	1	0.08				7.07	11.00	3.10		Pass
VHT20	MCS0	1	116	5580	1	0.08				10.88	11.00	3.10		Pass
VHT20	MCS0	1	140	5700	1	0.08				7.53	11.00	3.10		Pass
VHT20	MCS0	1	144	5720	1	0.08				10.92	11.00	3.10		Pass
VHT40	MCS0	1	102	5510	1	0.16				3.09	11.00	3.10		Pass
VHT40	MCS0	1	110	5550	1	0.16				7.93	11.00	3.10		Pass
VHT40	MCS0	1	134	5670	1	0.16				6.76	11.00	3.10		Pass
VHT40	MCS0	1	142	5710	1	0.16				8.86	11.00	3.10		Pass
VHT80	MCS0	1	106	5530	1	0.32				-1.74	11.00	3.10		Pass
VHT80	MCS0	1	122	5610	1	0.32				3.41	11.00	3.10		Pass
VHT80	MCS0	1	138	5690	1	0.32				5.53	11.00	3.10		Pass

Band III														
Mod.	Data Rate	NTX	CH.	Freq. (MHz)	Ant	Duty Factor (dB)				Average PSD with Duty Factor (dBm/MHz)	PSD Limit (dBm/ MHz)	DG (dBi)		Pass /Fail
						Ant 1	Ant 2	Ant 3	Ant 4					
11a	6Mbps	2	100	5500	1+2	0.23	0.27			9.83	10.22	6.78		Pass
11a	6Mbps	2	116	5580	1+2	0.23	0.27			10.06	10.22	6.78		Pass
11a	6Mbps	2	140	5700	1+2	0.23	0.27			9.26	10.22	6.78		Pass
11a	6Mbps	2	144	5720	1+2	0.23	0.27			10.12	10.22	6.78		Pass
VHT20	MCS0	2	100	5500	1+2	0.07	0.09			10.06	10.22	6.78		Pass
VHT20	MCS0	2	116	5580	1+2	0.07	0.09			10.07	10.22	6.78		Pass
VHT20	MCS0	2	140	5700	1+2	0.07	0.09			9.00	10.22	6.78		Pass
VHT20	MCS0	2	144	5720	1+2	0.07	0.09			10.12	10.22	6.78		Pass
VHT40	MCS0	2	102	5510	1+2	0.13	0.18			6.08	10.22	6.78		Pass
VHT40	MCS0	2	110	5550	1+2	0.13	0.18			10.05	10.22	6.78		Pass
VHT40	MCS0	2	134	5670	1+2	0.13	0.18			7.80	10.22	6.78		Pass
VHT40	MCS0	2	142	5710	1+2	0.13	0.18			9.90	10.22	6.78		Pass
VHT80	MCS0	2	106	5530	1+2	0.30	0.32			2.44	10.22	6.78		Pass
VHT80	MCS0	2	122	5610	1+2	0.30	0.32			6.04	10.22	6.78		Pass
VHT80	MCS0	2	138	5690	1+2	0.30	0.32			6.72	10.22	6.78		Pass

Band III														
Mod.	Data Rate	NTX	CH.	Freq. (MHz)	Ant	Duty Factor (dB)				Average PSD with Duty Factor (dBm/MHz)	PSD Limit (dBm/MHz)	DG (dBi)		Pass /Fail
						Ant 1	Ant 2	Ant 3	Ant 4					
11a	6Mbps	3	100	5500	1+2+3	0.23	0.22	0.27		8.61	8.67	8.33		Pass
11a	6Mbps	3	116	5580	1+2+3	0.23	0.22	0.27		8.43	8.67	8.33		Pass
11a	6Mbps	3	140	5700	1+2+3	0.23	0.22	0.27		8.59	8.67	8.33		Pass
11a	6Mbps	3	144	5720	1+2+3	0.23	0.22	0.27		8.51	8.67	8.33		Pass
VHT20	MCS0	3	100	5500	1+2+3	0.08	0.07	0.07		8.48	8.67	8.33		Pass
VHT20	MCS0	3	116	5580	1+2+3	0.08	0.07	0.07		8.51	8.67	8.33		Pass
VHT20	MCS0	3	140	5700	1+2+3	0.08	0.07	0.07		8.39	8.67	8.33		Pass
VHT20	MCS0	3	144	5720	1+2+3	0.08	0.07	0.07		8.52	8.67	8.33		Pass
VHT40	MCS0	3	102	5510	1+2+3	0.18	0.16	0.16		5.41	8.67	8.33		Pass
VHT40	MCS0	3	110	5550	1+2+3	0.18	0.16	0.16		8.49	8.67	8.33		Pass
VHT40	MCS0	3	134	5670	1+2+3	0.18	0.16	0.16		6.92	8.67	8.33		Pass
VHT40	MCS0	3	142	5710	1+2+3	0.18	0.16	0.16		8.51	8.67	8.33		Pass
VHT80	MCS0	3	106	5530	1+2+3	0.29	0.31	0.30		0.85	8.67	8.33		Pass
VHT80	MCS0	3	122	5610	1+2+3	0.29	0.31	0.30		3.60	8.67	8.33		Pass
VHT80	MCS0	3	138	5690	1+2+3	0.29	0.31	0.30		4.97	8.67	8.33		Pass

Band III														
Mod.	Data Rate	NTX	CH.	Freq. (MHz)	Ant	Duty Factor (dB)				Average PSD with Duty Factor (dBm/MHz)	PSD Limit (dBm/MHz)	DG (dBi)		Pass /Fail
						Ant 1	Ant 2	Ant 3	Ant 4					
11a	6Mbps	4	100	5500	1+2+3+4	0.25	0.23	0.27	0.23	7.21	7.31	9.69		Pass
11a	6Mbps	4	116	5580	1+2+3+4	0.25	0.23	0.27	0.23	7.23	7.31	9.69		Pass
11a	6Mbps	4	140	5700	1+2+3+4	0.25	0.23	0.27	0.23	7.12	7.31	9.69		Pass
11a	6Mbps	4	144	5720	1+2+3+4	0.25	0.23	0.27	0.23	7.14	7.31	9.69		Pass
VHT20	MCS0	4	100	5500	1+2+3+4	0.09	0.08	0.11	0.08	7.22	7.31	9.69		Pass
VHT20	MCS0	4	116	5580	1+2+3+4	0.09	0.08	0.11	0.08	7.08	7.31	9.69		Pass
VHT20	MCS0	4	140	5700	1+2+3+4	0.09	0.08	0.11	0.08	7.23	7.31	9.69		Pass
VHT20	MCS0	4	144	5720	1+2+3+4	0.09	0.08	0.11	0.08	7.19	7.31	9.69		Pass
VHT40	MCS0	4	102	5510	1+2+3+4	0.16	0.16	0.18	0.13	7.16	7.31	9.69		Pass
VHT40	MCS0	4	110	5550	1+2+3+4	0.16	0.16	0.18	0.13	7.29	7.31	9.69		Pass
VHT40	MCS0	4	134	5670	1+2+3+4	0.16	0.16	0.18	0.13	7.18	7.31	9.69		Pass
VHT40	MCS0	4	142	5710	1+2+3+4	0.16	0.16	0.18	0.13	7.10	7.31	9.69		Pass
VHT80	MCS0	4	106	5530	1+2+3+4	0.31	0.31	0.26	0.32	3.48	7.31	9.69		Pass
VHT80	MCS0	4	122	5610	1+2+3+4	0.31	0.31	0.26	0.32	5.72	7.31	9.69		Pass
VHT80	MCS0	4	138	5690	1+2+3+4	0.31	0.31	0.26	0.32	6.18	7.31	9.69		Pass

<TXBF Mode>

Test Engineer:	Eason Huang	Temperature:	21~25	°C
Test Date:	2019/4/2~4/9	Relative Humidity:	51~54	%

TEST RESULTS DATA
26dB and 99% OBW

Band II													
Mod.	Data Rate	NTX	CH.	Freq. (MHz)	26 dB Bandwidth (MHz)				FCC 26dB Bandwidth Power Limit (dBm)				Note
					Ant 1	Ant 2	Ant 3	Ant 4	Ant 1	Ant 2	Ant 3	Ant 4	
VHT20	MCS0	2	52	5260	40.76	40.56			23.98	23.98			
VHT20	MCS0	2	60	5300	43.06	42.16			23.98	23.98			
VHT20	MCS0	2	64	5320	36.61	35.02			23.98	23.98			
VHT40	MCS0	2	54	5270	67.43	47.02			23.98	23.98			
VHT40	MCS0	2	62	5310	40.73	40.55			23.98	23.98			
VHT80	MCS0	2	58	5290	81.84	81.36			23.98	23.98			

Band II													
Mod.	Data Rate	NTX	CH.	Freq. (MHz)	26 dB Bandwidth (MHz)				FCC 26dB Bandwidth Power Limit (dBm)				Note
					Ant 1	Ant 2	Ant 3	Ant 4	Ant 1	Ant 2	Ant 3	Ant 4	
VHT20	MCS0	3	52	5260	35.71	22.58	36.76		23.98	23.98	23.98		
VHT20	MCS0	3	60	5300	29.07	25.23	38.81		23.98	23.98	23.98		
VHT20	MCS0	3	64	5320	36.51	22.73	38.56		23.98	23.98	23.98		
VHT40	MCS0	3	54	5270	61.95	41.18	68.78		23.98	23.98	23.98		
VHT40	MCS0	3	62	5310	41.09	41.00	45.76		23.98	23.98	23.98		
VHT80	MCS0	3	58	5290	81.52	81.04	80.08		23.98	23.98	23.98		

Band II													
Mod.	Data Rate	NTX	CH.	Freq. (MHz)	26 dB Bandwidth (MHz)				FCC 26dB Bandwidth Power Limit (dBm)				Note
					Ant 1	Ant 2	Ant 3	Ant 4	Ant 1	Ant 2	Ant 3	Ant 4	
VHT20	MCS0	4	52	5260	22.73	22.43	27.47	22.68	23.98	23.98	23.98	23.98	
VHT20	MCS0	4	60	5300	22.43	22.53	22.83	22.73	23.98	23.98	23.98	23.98	
VHT20	MCS0	4	64	5320	22.78	22.48	26.02	22.83	23.98	23.98	23.98	23.98	
VHT40	MCS0	4	54	5270	40.73	40.46	40.82	41.27	23.98	23.98	23.98	23.98	
VHT40	MCS0	4	62	5310	40.82	40.55	41.09	41.27	23.98	23.98	23.98	23.98	
VHT80	MCS0	4	58	5290	81.36	81.36	81.36	81.04	23.98	23.98	23.98	23.98	

Band II																
Mod.	Data Rate	NTX	CH.	Freq. (MHz)	99% Bandwidth (MHz)				IC 99% Bandwidth Power Limit (dBm)				IC 99% Bandwidth EIRP Limit (dBm)			
					Ant 1	Ant 2	Ant 3	Ant 4	Ant 1	Ant 2	Ant 3	Ant 4	Ant 1	Ant 2	Ant 3	Ant 4
VHT20	MCS0	2	52	5260	19.23	18.63			23.84	23.70			29.84	29.70		
VHT20	MCS0	2	60	5300	19.33	18.43			23.86	23.66			29.86	29.66		
VHT20	MCS0	2	64	5320	18.38	17.93			23.64	23.54			29.64	29.54		
VHT40	MCS0	2	54	5270	37.06	36.66			23.98	23.98			30.00	30.00		
VHT40	MCS0	2	62	5310	36.76	36.56			23.98	23.98			30.00	30.00		
VHT80	MCS0	2	58	5290	77.68	76.48			23.98	23.98			30.00	30.00		

Band II																
Mod.	Data Rate	NTX	CH.	Freq. (MHz)	99% Bandwidth (MHz)				IC 99% Bandwidth Power Limit (dBm)				IC 99% Bandwidth EIRP Limit (dBm)			
					Ant 1	Ant 2	Ant 3	Ant 4	Ant 1	Ant 2	Ant 3	Ant 4	Ant 1	Ant 2	Ant 3	Ant 4
VHT20	MCS0	3	52	5260	18.23	17.98	18.33		23.61	23.55	23.63		29.61	29.55	29.63	
VHT20	MCS0	3	60	5300	18.23	18.13	18.53		23.61	23.58	23.68		29.61	29.58	29.68	
VHT20	MCS0	3	64	5320	18.33	18.13	18.43		23.63	23.58	23.66		29.63	29.58	29.66	
VHT40	MCS0	3	54	5270	36.86	36.46	36.86		23.98	23.98	23.98		30.00	30.00	30.00	
VHT40	MCS0	3	62	5310	36.86	36.76	36.66		23.98	23.98	23.98		30.00	30.00	30.00	
VHT80	MCS0	3	58	5290	77.32	77.80	77.32		23.98	23.98	23.98		30.00	30.00	30.00	

Band II																
	Data Rate	NTX	CH.	Freq. (MHz)	99% Bandwidth (MHz)				IC 99% Bandwidth Power Limit (dBm)				IC 99% Bandwidth EIRP Limit (dBm)			
					Ant 1	Ant 2	Ant 3	Ant 4	Ant 1	Ant 2	Ant 3	Ant 4	Ant 1	Ant 2	Ant 3	Ant 4
VHT20	MCS0	4	52	5260	18.13	17.98	18.03	18.23	23.58	23.55	23.56	23.61	29.58	29.55	29.56	29.61
VHT20	MCS0	4	60	5300	17.98	18.03	18.18	18.08	23.55	23.56	23.60	23.57	29.55	29.56	29.60	29.57
VHT20	MCS0	4	64	5320	18.13	17.98	18.18	18.13	23.58	23.55	23.60	23.58	29.58	29.55	29.60	29.58
VHT40	MCS0	4	54	5270	36.66	36.46	36.86	36.56	23.98	23.98	23.98	23.98	30.00	30.00	30.00	30.00
VHT40	MCS0	4	62	5310	36.76	36.66	36.66	36.56	23.98	23.98	23.98	23.98	30.00	30.00	30.00	30.00
VHT80	MCS0	4	58	5290	77.56	76.96	77.44	77.56	23.98	23.98	23.98	23.98	30.00	30.00	30.00	30.00

TEST RESULTS DATA
Average Power Table

FCC Band II															
Mod.	Data Rate	NTX	CH.	Freq. (MHz)	Ant	Average Conducted Power with Duty Factor (dB)					FCC Power Limit (dBm)	DG (dBi)	FCC EIRP Power (dBm)	FCC EIRP Power Limit (dBm)	Pass/Fail
						Ant 1	Ant 2	Ant 3	Ant 4	SUM					
HT20	MCS0	2	52	5260	1+2	20.80	20.10			23.47	23.76	6.22	29.69	30.00	Pass
HT20	MCS0	2	60	5300	1+2	20.80	20.20			23.52	23.76	6.22	29.74	30.00	Pass
HT20	MCS0	2	64	5320	1+2	18.40	17.70			21.07	23.76	6.22	27.29	30.00	Pass
HT40	MCS0	2	54	5270	1+2	18.20	17.30			20.78	23.76	6.22	27.00	30.00	Pass
HT40	MCS0	2	62	5310	1+2	14.50	13.30			16.95	23.76	6.22	23.17	30.00	Pass
VHT20	MCS0	2	52	5260	1+2	20.90	20.20			23.57	23.76	6.22	29.79	30.00	Pass
VHT20	MCS0	2	60	5300	1+2	20.90	20.30			23.62	23.76	6.22	29.84	30.00	Pass
VHT20	MCS0	2	64	5320	1+2	18.50	17.80			21.17	23.76	6.22	27.39	30.00	Pass
VHT40	MCS0	2	54	5270	1+2	18.30	17.40			20.88	23.76	6.22	27.10	30.00	Pass
VHT40	MCS0	2	62	5310	1+2	14.60	13.40			17.05	23.76	6.22	23.27	30.00	Pass
VHT80	MCS0	2	58	5290	1+2	13.40	13.20			16.31	23.76	6.22	22.53	30.00	Pass

FCC Band II															
Mod.	Data Rate	NTX	CH.	Freq. (MHz)	Ant	Average Conducted Power with Duty Factor (dB)					FCC Power Limit (dBm)	DG (dBi)	FCC EIRP Power (dBm)	FCC EIRP Power Limit (dBm)	Pass/Fail
						Ant 1	Ant 2	Ant 3	Ant 4	SUM					
HT20	MCS0	3	52	5260	1+2+3	16.80	16.00	17.60		21.62	22.23	7.75	29.37	30.00	Pass
HT20	MCS0	3	60	5300	1+2+3	16.90	16.40	18.00		21.92	22.23	7.75	29.67	30.00	Pass
HT20	MCS0	3	64	5320	1+2+3	16.50	15.70	17.50		21.40	22.23	7.75	29.15	30.00	Pass
HT40	MCS0	3	54	5270	1+2+3	16.90	15.70	17.70		21.61	22.23	7.75	29.36	30.00	Pass
HT40	MCS0	3	62	5310	1+2+3	11.90	10.60	13.20		16.80	22.23	7.75	24.55	30.00	Pass
VHT20	MCS0	3	52	5260	1+2+3	16.90	16.10	17.70		21.72	22.23	7.75	29.47	30.00	Pass
VHT20	MCS0	3	60	5300	1+2+3	17.00	16.50	18.10		22.02	22.23	7.75	29.77	30.00	Pass
VHT20	MCS0	3	64	5320	1+2+3	16.60	15.80	17.60		21.50	22.23	7.75	29.25	30.00	Pass
VHT40	MCS0	3	54	5270	1+2+3	17.00	15.80	17.90		21.76	22.23	7.75	29.51	30.00	Pass
VHT40	MCS0	3	62	5310	1+2+3	12.00	10.70	13.30		16.90	22.23	7.75	24.65	30.00	Pass
VHT80	MCS0	3	58	5290	1+2+3	13.20	12.40	13.70		17.90	22.23	7.75	25.65	30.00	Pass

FCC Band II															
Mod.	Data Rate	NTX	CH.	Freq. (MHz)	Ant	Average Conducted Power with Duty Factor (dB)					FCC Power Limit (dBm)	DG (dBi)	FCC EIRP Power (dBm)	FCC EIRP Power Limit (dBm)	Pass/Fail
						Ant 1	Ant 2	Ant 3	Ant 4	SUM					
HT20	MCS0	4	52	5260	1+2+3+4	14.00	13.70	15.50	14.00	20.38	20.77	9.21	29.59	30.00	Pass
HT20	MCS0	4	60	5300	1+2+3+4	14.00	13.70	15.20	14.10	20.31	20.77	9.21	29.52	30.00	Pass
HT20	MCS0	4	64	5320	1+2+3+4	14.00	13.20	15.10	14.00	20.15	20.77	9.21	29.36	30.00	Pass
HT40	MCS0	4	54	5270	1+2+3+4	13.30	13.30	15.40	13.60	20.01	20.77	9.21	29.23	30.00	Pass
HT40	MCS0	4	62	5310	1+2+3+4	10.90	10.90	13.10	11.20	17.65	20.77	9.21	26.86	30.00	Pass
VHT20	MCS0	4	52	5260	1+2+3+4	14.10	13.80	15.60	14.10	20.48	20.77	9.21	29.69	30.00	Pass
VHT20	MCS0	4	60	5300	1+2+3+4	14.10	13.80	15.30	14.20	20.41	20.77	9.21	29.62	30.00	Pass
VHT20	MCS0	4	64	5320	1+2+3+4	14.20	13.30	15.20	14.10	20.27	20.77	9.21	29.49	30.00	Pass
VHT40	MCS0	4	54	5270	1+2+3+4	14.50	13.40	15.50	13.70	20.37	20.77	9.21	29.59	30.00	Pass
VHT40	MCS0	4	62	5310	1+2+3+4	12.00	11.00	13.20	11.30	17.98	20.77	9.21	27.19	30.00	Pass
VHT80	MCS0	4	58	5290	1+2+3+4	11.30	11.20	12.00	11.00	17.41	20.77	9.21	26.62	30.00	Pass

Report Number : FR912813E

TEST RESULTS DATA
Power Spectral Density

Band II														
Mod.	Data Rate	NTX	CH.	Freq. (MHz)	Ant	Duty Factor (dB)				Average PSD with Duty Factor (dBm/MHz)	PSD Limit (dBm/ MHz)	DG (dBi)		Pass /Fail
						Ant 1	Ant 2	Ant 3	Ant 4					
VHT20	MCS0	2	52	5260	1+2	0.00	0.00			10.10	11.00	3.80		Pass
VHT20	MCS0	2	60	5300	1+2	0.00	0.00			10.41	11.00	3.80		Pass
VHT20	MCS0	2	64	5320	1+2	0.00	0.00			8.60	11.00	3.80		Pass
VHT40	MCS0	2	54	5270	1+2	0.00	0.00			4.85	11.00	3.80		Pass
VHT40	MCS0	2	62	5310	1+2	0.00	0.00			1.41	11.00	3.80		Pass
VHT80	MCS0	2	58	5290	1+2	0.00	0.00			-2.21	11.00	3.80		Pass

Band II														
Mod.	Data Rate	NTX	CH.	Freq. (MHz)	Ant	Duty Factor (dB)				Average PSD with Duty Factor (dBm/MHz)	PSD Limit (dBm/ MHz)	DG (dBi)		Pass /Fail
						Ant 1	Ant 2	Ant 3	Ant 4					
VHT20	MCS0	3	52	5260	1+2+3	0.00	0.00	0.00		9.15	9.25	7.75		Pass
VHT20	MCS0	3	60	5300	1+2+3	0.00	0.00	0.00		9.03	9.25	7.75		Pass
VHT20	MCS0	3	64	5320	1+2+3	0.00	0.00	0.00		9.03	9.25	7.75		Pass
VHT40	MCS0	3	54	5270	1+2+3	0.00	0.00	0.00		6.40	9.25	7.75		Pass
VHT40	MCS0	3	62	5310	1+2+3	0.00	0.00	0.00		1.54	9.25	7.75		Pass
VHT80	MCS0	3	58	5290	1+2+3	0.00	0.00	0.00		-0.22	9.25	7.75		Pass

Band II														
Mod.	Data Rate	NTX	CH.	Freq. (MHz)	Ant	Duty Factor (dB)				Average PSD with Duty Factor (dBm/MHz)	PSD Limit (dBm/ MHz)	DG (dBi)		Pass /Fail
						Ant 1	Ant 2	Ant 3	Ant 4					
VHT20	MCS0	4	52	5260	1+2+3+4	0.00	0.00	0.00	0.00	7.50	7.79	9.21		Pass
VHT20	MCS0	4	60	5300	1+2+3+4	0.00	0.00	0.00	0.00	7.64	7.79	9.21		Pass
VHT20	MCS0	4	64	5320	1+2+3+4	0.00	0.00	0.00	0.00	7.37	7.79	9.21		Pass
VHT40	MCS0	4	54	5270	1+2+3+4	0.00	0.00	0.00	0.00	4.90	7.79	9.21		Pass
VHT40	MCS0	4	62	5310	1+2+3+4	0.00	0.00	0.00	0.00	2.04	7.79	9.21		Pass
VHT80	MCS0	4	58	5290	1+2+3+4	0.00	0.00	0.00	0.00	-1.14	7.79	9.21		Pass

TEST RESULTS DATA
26dB and 99% OBW

Band III																
Mod.	Data Rate	NTX	CH.	Freq. (MHz)	26 dB Bandwidth (MHz)				FCC 26dB Bandwidth Power Limit (dBm)				6 dB Bandwidth for Straddle Channel (MHz)			
					Ant 1	Ant 2	Ant 3	Ant 4	Ant 1	Ant 2	Ant 3	Ant 4	Ant 1	Ant 2	Ant 3	Ant 4
VHT20	MCS0	2	100	5500	37.66	36.31			23.98	23.98			----	----		
VHT20	MCS0	2	116	5580	44.21	40.46			23.98	23.98			----	----		
VHT20	MCS0	2	140	5700	37.21	34.12			23.98	23.98			----	----		
VHT20	MCS0	2	144	5720	24.78	25.18			23.98	23.98			3.84	3.84		
VHT40	MCS0	2	102	5510	46.12	49.45			23.98	23.98			----	----		
VHT40	MCS0	2	110	5550	76.24	82.45			23.98	23.98			----	----		
VHT40	MCS0	2	134	5670	74.99	80.02			23.98	23.98			----	----		
VHT40	MCS0	2	142	5710	53.30	56.63			23.98	23.98			3.18	3.16		
VHT80	MCS0	2	106	5530	81.80	80.72			23.98	23.98			----	----		
VHT80	MCS0	2	122	5610	99.78	105.49			23.98	23.98			----	----		
VHT80	MCS0	2	138	5690	78.80	77.36			23.98	23.98			2.64	3.24		

Band III																
Mod.	Data Rate	NTX	CH.	Freq. (MHz)	26 dB Bandwidth (MHz)				FCC 26dB Bandwidth Power Limit (dBm)				6 dB Bandwidth for Straddle Channel (MHz)			
					Ant 1	Ant 2	Ant 3	Ant 4	Ant 1	Ant 2	Ant 3	Ant 4	Ant 1	Ant 2	Ant 3	Ant 4
VHT20	MCS0	3	100	5500	22.68	22.53	35.26		23.98	23.98	23.98		----	----	----	
VHT20	MCS0	3	116	5580	36.16	32.37	38.46		23.98	23.98	23.98		----	----	----	
VHT20	MCS0	3	140	5700	35.66	36.46	38.36		23.98	23.98	23.98		----	----	----	
VHT20	MCS0	3	144	5720	21.68	22.58	23.08		23.98	23.98	23.98		3.79	3.84	3.79	
VHT40	MCS0	3	102	5510	49.63	56.28	61.41		23.98	23.98	23.98		----	----	----	
VHT40	MCS0	3	110	5550	74.72	75.97	80.02		23.98	23.98	23.98		----	----	----	
VHT40	MCS0	3	134	5670	70.76	72.11	72.92		23.98	23.98	23.98		----	----	----	
VHT40	MCS0	3	142	5710	52.04	48.99	53.12		23.98	23.98	23.98		3.18	3.18	2.62	
VHT80	MCS0	3	106	5530	80.88	82.32	83.60		23.98	23.98	23.98		----	----	----	
VHT80	MCS0	3	122	5610	82.16	86.95	82.16		23.98	23.98	23.98		----	----	----	
VHT80	MCS0	3	138	5690	76.08	75.60	75.60		23.98	23.98	23.98		2.64	3.20	2.56	

Band III																
Mod.	Data Rate	NTX	CH.	Freq. (MHz)	26 dB Bandwidth (MHz)				FCC 26dB Bandwidth Power Limit (dBm)				6 dB Bandwidth for Straddle Channel (MHz)			
					Ant 1	Ant 2	Ant 3	Ant 4	Ant 1	Ant 2	Ant 3	Ant 4	Ant 1	Ant 2	Ant 3	Ant 4
VHT20	MCS0	4	100	5500	22.73	22.63	22.73	22.73	23.98	23.98	23.98	23.98	----	----	----	----
VHT20	MCS0	4	116	5580	22.63	22.63	22.73	22.73	23.98	23.98	23.98	23.98	----	----	----	----
VHT20	MCS0	4	140	5700	22.68	22.83	22.78	22.83	23.98	23.98	23.98	23.98	----	----	----	----
VHT20	MCS0	4	144	5720	22.48	21.88	20.03	22.68	23.98	23.98	23.98	23.98	3.78	3.94	3.84	3.84
VHT40	MCS0	4	102	5510	41.09	40.82	56.64	42.08	23.98	23.98	23.98	23.98	----	----	----	----
VHT40	MCS0	4	110	5550	43.25	41.00	41.09	45.23	23.98	23.98	23.98	23.98	----	----	----	----
VHT40	MCS0	4	134	5670	41.54	41.00	41.00	41.36	23.98	23.98	23.98	23.98	----	----	----	----
VHT40	MCS0	4	142	5710	35.59	35.68	35.23	35.59	23.98	23.98	23.98	23.98	2.68	3.28	3.18	3.28
VHT80	MCS0	4	106	5530	81.20	81.68	81.20	87.27	23.98	23.98	23.98	23.98	----	----	----	----
VHT80	MCS0	4	122	5610	80.88	81.36	81.20	85.51	23.98	23.98	23.98	23.98	----	----	----	----
VHT80	MCS0	4	138	5690	75.92	75.76	75.60	75.76	23.98	23.98	23.98	23.98	3.24	3.24	2.52	2.52

Band III																
Mod.	Data Rate	NTX	CH.	Freq. (MHz)	99% Bandwidth (MHz)				IC 99% Bandwidth Power Limit (dBm)				IC 99% Bandwidth EIRP Limit (dBm)			
					Ant 1	Ant 2	Ant 3	Ant 4	Ant 1	Ant 2	Ant 3	Ant 4	Ant 1	Ant 2	Ant 3	Ant 4
VHT20	MCS0	2	100	5500	18.38	18.18			23.64	23.60			29.64	29.60		
VHT20	MCS0	2	116	5580	19.58	18.33			23.92	23.63			29.92	29.63		
VHT20	MCS0	2	140	5700	18.23	18.28			23.61	23.62			29.61	29.62		
VHT20	MCS0	2	144	5720	14.49	14.19			22.61	22.52			28.61	28.52		
VHT40	MCS0	2	102	5510	36.86	36.46			23.98	23.98			30.00	30.00		
VHT40	MCS0	2	110	5550	37.66	37.56			23.98	23.98			30.00	30.00		
VHT40	MCS0	2	134	5670	37.36	38.46			23.98	23.98			30.00	30.00		
VHT40	MCS0	2	142	5710	34.18	33.88			23.98	23.98			30.00	30.00		
VHT80	MCS0	2	106	5530	77.32	77.68			23.98	23.98			30.00	30.00		
VHT80	MCS0	2	122	5610	77.92	77.32			23.98	23.98			30.00	30.00		
VHT80	MCS0	2	138	5690	74.32	74.20			23.98	23.98			30.00	30.00		

Band III																
Mod.	Data Rate	NTX	CH.	Freq. (MHz)	99% Bandwidth (MHz)				IC 99% Bandwidth Power Limit (dBm)				IC 99% Bandwidth EIRP Limit (dBm)			
					Ant 1	Ant 2	Ant 3	Ant 4	Ant 1	Ant 2	Ant 3	Ant 4	Ant 1	Ant 2	Ant 3	Ant 4
VHT20	MCS0	3	100	5500	18.18	18.08	18.18		23.60	23.57	23.60		29.60	29.57	29.60	
VHT20	MCS0	3	116	5580	18.28	18.08	18.18		23.62	23.57	23.60		29.62	29.57	29.60	
VHT20	MCS0	3	140	5700	18.23	18.28	18.33		23.61	23.62	23.63		29.61	29.62	29.63	
VHT20	MCS0	3	144	5720	14.19	14.04	14.14		22.52	22.47	22.50		28.52	28.47	28.50	
VHT40	MCS0	3	102	5510	36.76	36.76	36.96		23.98	23.98	23.98		30.00	30.00	30.00	
VHT40	MCS0	3	110	5550	37.46	37.66	37.86		23.98	23.98	23.98		30.00	30.00	30.00	
VHT40	MCS0	3	134	5670	37.16	37.16	37.26		23.98	23.98	23.98		30.00	30.00	30.00	
VHT40	MCS0	3	142	5710	34.08	33.58	34.18		23.98	23.98	23.98		30.00	30.00	30.00	
VHT80	MCS0	3	106	5530	77.44	77.20	77.32		23.98	23.98	23.98		30.00	30.00	30.00	
VHT80	MCS0	3	122	5610	77.80	78.28	77.80		23.98	23.98	23.98		30.00	30.00	30.00	
VHT80	MCS0	3	138	5690	74.08	73.72	73.96		23.98	23.98	23.98		30.00	30.00	30.00	

Band III																
Mod.	Data Rate	NTX	CH.	Freq. (MHz)	99% Bandwidth (MHz)				IC 99% Bandwidth Power Limit (dBm)				IC 99% Bandwidth EIRP Limit (dBm)			
					Ant 1	Ant 2	Ant 3	Ant 4	Ant 1	Ant 2	Ant 3	Ant 4	Ant 1	Ant 2	Ant 3	Ant 4
VHT20	MCS0	4	100	5500	18.13	18.13	18.13	18.08	23.58	23.58	23.58	23.57	29.58	29.58	29.58	29.57
VHT20	MCS0	4	116	5580	18.13	18.13	18.13	18.13	23.58	23.58	23.58	23.58	29.58	29.58	29.58	29.58
VHT20	MCS0	4	140	5700	18.08	18.23	18.18	18.13	23.57	23.61	23.60	23.58	29.57	29.61	29.60	29.58
VHT20	MCS0	4	144	5720	14.14	13.99	14.04	14.09	22.50	22.46	22.47	22.49	28.50	28.46	28.47	28.49
VHT40	MCS0	4	102	5510	36.86	36.76	36.66	36.76	23.98	23.98	23.98	23.98	30.00	30.00	30.00	30.00
VHT40	MCS0	4	110	5550	36.76	36.86	36.76	36.76	23.98	23.98	23.98	23.98	30.00	30.00	30.00	30.00
VHT40	MCS0	4	134	5670	36.76	36.66	36.76	36.76	23.98	23.98	23.98	23.98	30.00	30.00	30.00	30.00
VHT40	MCS0	4	142	5710	33.38	33.28	33.85	33.38	23.98	23.98	23.98	23.98	30.00	30.00	30.00	30.00
VHT80	MCS0	4	106	5530	77.20	77.32	77.56	77.80	23.98	23.98	23.98	23.98	30.00	30.00	30.00	30.00
VHT80	MCS0	4	122	5610	77.56	77.80	77.32	77.20	23.98	23.98	23.98	23.98	30.00	30.00	30.00	30.00
VHT80	MCS0	4	138	5690	73.96	73.48	73.96	73.96	23.98	23.98	23.98	23.98	30.00	30.00	30.00	30.00

Report Number : FR912813E

TEST RESULTS DATA
Average Power Table

FCC Band III															
Mod.	Data Rate	NTX	CH.	Freq. (MHz)	Ant	Average Conducted Power with Duty Factor (dB)					FCC Power Limit (dBm)	DG (dBi)	FCC EIRP Power (dBm)	FCC EIRP Power Limit (dBm)	Pass/Fail
						Ant 1	Ant 2	Ant 3	Ant 4	SUM					
HT20	MCS0	2	100	5500	1+2	18.70	17.90			21.33	23.20	6.78	28.11	30.00	Pass
HT20	MCS0	2	116	5580	1+2	20.10	19.80			22.96	23.20	6.78	29.75	30.00	Pass
HT20	MCS0	2	140	5700	1+2	16.40	16.50			19.46	23.20	6.78	26.25	30.00	Pass
HT20	MCS0	2	144	5720	1+2	19.60	19.80			22.71	23.20	6.78	29.50	30.00	Pass
HT40	MCS0	2	102	5510	1+2	15.20	15.30			18.26	23.20	6.78	25.05	30.00	Pass
HT40	MCS0	2	110	5550	1+2	20.00	20.00			23.01	23.20	6.78	29.79	30.00	Pass
HT40	MCS0	2	134	5670	1+2	19.40	19.70			22.56	23.20	6.78	29.35	30.00	Pass
HT40	MCS0	2	142	5710	1+2	19.90	20.20			23.06	23.19	6.78	29.85	30.00	Pass
VHT20	MCS0	2	100	5500	1+2	18.80	18.00			21.43	23.19	6.78	28.21	30.00	Pass
VHT20	MCS0	2	116	5580	1+2	20.30	19.90			23.11	23.19	6.78	29.90	30.00	Pass
VHT20	MCS0	2	140	5700	1+2	16.60	16.60			19.61	23.19	6.78	26.39	30.00	Pass
VHT20	MCS0	2	144	5720	1+2	19.80	19.90			22.86	23.19	6.78	29.65	30.00	Pass
VHT40	MCS0	2	102	5510	1+2	15.30	15.40			18.36	23.19	6.78	25.15	30.00	Pass
VHT40	MCS0	2	110	5550	1+2	20.10	20.10			23.11	23.19	6.78	29.89	30.00	Pass
VHT40	MCS0	2	134	5670	1+2	19.50	19.80			22.66	23.19	6.78	29.45	30.00	Pass
VHT40	MCS0	2	142	5710	1+2	20.00	20.30			23.16	23.19	6.78	29.95	30.00	Pass
VHT80	MCS0	2	106	5530	1+2	14.20	14.20			17.21	23.19	6.78	23.99	30.00	Pass
VHT80	MCS0	2	122	5610	1+2	19.60	19.60			22.61	23.19	6.78	29.39	30.00	Pass
VHT80	MCS0	2	138	5690	1+2	20.00	19.60			22.81	23.20	6.78	29.60	30.00	Pass

FCC Band III															
Mod.	Data Rate	NTX	CH.	Freq. (MHz)	Ant	Average Conducted Power with Duty Factor (dB)					FCC Power Limit (dBm)	DG (dBi)	FCC EIRP Power (dBm)	FCC EIRP Power Limit (dBm)	Pass/Fail
						Ant 1	Ant 2	Ant 3	Ant 4	SUM					
HT20	MCS0	3	100	5500	1+2+3	16.00	15.70	16.20		20.74	21.65	8.33	29.07	30.00	Pass
HT20	MCS0	3	116	5580	1+2+3	17.00	16.40	16.60		21.45	21.65	8.33	29.77	30.00	Pass
HT20	MCS0	3	140	5700	1+2+3	16.50	16.40	16.40		21.20	21.65	8.33	29.53	30.00	Pass
HT20	MCS0	3	144	5720	1+2+3	16.90	16.40	16.90		21.51	21.65	8.33	29.84	30.00	Pass
HT40	MCS0	3	102	5510	1+2+3	15.80	15.60	15.40		20.37	21.65	8.33	28.70	30.00	Pass
HT40	MCS0	3	110	5550	1+2+3	16.80	16.60	16.50		21.41	21.65	8.33	29.73	30.00	Pass
HT40	MCS0	3	134	5670	1+2+3	16.60	16.60	16.70		21.40	21.65	8.33	29.73	30.00	Pass
HT40	MCS0	3	142	5710	1+2+3	16.20	16.60	16.40		21.17	21.65	8.33	29.50	30.00	Pass
VHT20	MCS0	3	100	5500	1+2+3	16.10	15.80	16.30		20.84	21.65	8.33	29.17	30.00	Pass
VHT20	MCS0	3	116	5580	1+2+3	17.10	16.50	16.70		21.55	21.65	8.33	29.87	30.00	Pass
VHT20	MCS0	3	140	5700	1+2+3	16.60	16.60	16.50		21.34	21.65	8.33	29.66	30.00	Pass
VHT20	MCS0	3	144	5720	1+2+3	17.00	16.60	17.00		21.64	21.65	8.33	29.97	30.00	Pass
VHT40	MCS0	3	102	5510	1+2+3	15.90	15.70	15.50		20.47	21.65	8.33	28.80	30.00	Pass
VHT40	MCS0	3	110	5550	1+2+3	16.90	16.70	16.60		21.51	21.65	8.33	29.83	30.00	Pass
VHT40	MCS0	3	134	5670	1+2+3	16.70	16.70	16.90		21.54	21.65	8.33	29.87	30.00	Pass
VHT40	MCS0	3	142	5710	1+2+3	16.30	16.70	16.60		21.31	21.65	8.33	29.63	30.00	Pass
VHT80	MCS0	3	106	5530	1+2+3	15.00	14.80	14.60		19.57	21.65	8.33	27.90	30.00	Pass
VHT80	MCS0	3	122	5610	1+2+3	16.70	16.40	16.80		21.41	21.65	8.33	29.73	30.00	Pass
VHT80	MCS0	3	138	5690	1+2+3	16.90	16.70	17.00		21.64	21.65	8.33	29.97	30.00	Pass

FCC Band III															
Mod.	Data Rate	NTX	CH.	Freq. (MHz)	Ant	Average Conducted Power with Duty Factor (dB)					FCC Power Limit (dBm)	DG (dBi)	FCC EIRP Power (dBm)	FCC EIRP Power Limit (dBm)	Pass/Fail
						Ant 1	Ant 2	Ant 3	Ant 4	SUM					
HT20	MCS0	4	100	5500	1+2+3+4	13.70	13.50	14.10	12.90	19.59	20.29	9.69	29.28	30.00	Pass
HT20	MCS0	4	116	5580	1+2+3+4	13.60	13.60	13.60	13.50	19.60	20.29	9.69	29.29	30.00	Pass
HT20	MCS0	4	140	5700	1+2+3+4	13.80	14.10	14.10	13.70	19.95	20.29	9.69	29.64	30.00	Pass
HT20	MCS0	4	144	5720	1+2+3+4	13.90	14.10	13.80	13.70	19.90	20.29	9.69	29.59	30.00	Pass
HT40	MCS0	4	102	5510	1+2+3+4	14.20	14.20	14.10	14.00	20.15	20.29	9.69	29.84	30.00	Pass
HT40	MCS0	4	110	5550	1+2+3+4	14.00	14.10	14.20	13.90	20.07	20.29	9.69	29.76	30.00	Pass
HT40	MCS0	4	134	5670	1+2+3+4	13.70	14.20	14.60	13.70	20.09	20.29	9.69	29.78	30.00	Pass
HT40	MCS0	4	142	5710	1+2+3+4	13.80	14.00	14.20	13.70	19.95	20.29	9.69	29.64	30.00	Pass
VHT20	MCS0	4	100	5500	1+2+3+4	13.80	13.60	14.20	13.00	19.69	20.29	9.69	29.38	30.00	Pass
VHT20	MCS0	4	116	5580	1+2+3+4	13.80	13.70	13.70	13.60	19.72	20.29	9.69	29.41	30.00	Pass
VHT20	MCS0	4	140	5700	1+2+3+4	13.90	14.20	14.20	13.80	20.05	20.29	9.69	29.74	30.00	Pass
VHT20	MCS0	4	144	5720	1+2+3+4	14.00	14.20	13.90	13.70	19.97	20.29	9.69	29.66	30.00	Pass
VHT40	MCS0	4	102	5510	1+2+3+4	14.30	14.30	14.20	14.10	20.25	20.29	9.69	29.94	30.00	Pass
VHT40	MCS0	4	110	5550	1+2+3+4	14.10	14.20	14.30	14.00	20.17	20.29	9.69	29.86	30.00	Pass
VHT40	MCS0	4	134	5670	1+2+3+4	13.80	14.30	14.70	13.80	20.19	20.29	9.69	29.88	30.00	Pass
VHT40	MCS0	4	142	5710	1+2+3+4	13.90	14.10	14.30	13.70	20.03	20.29	9.69	29.72	30.00	Pass
VHT80	MCS0	4	106	5530	1+2+3+4	14.10	14.10	13.90	14.30	20.12	20.29	9.69	29.81	30.00	Pass
VHT80	MCS0	4	122	5610	1+2+3+4	14.20	14.40	14.40	13.90	20.25	20.29	9.69	29.94	30.00	Pass
VHT80	MCS0	4	138	5690	1+2+3+4	14.30	14.30	14.40	13.90	20.25	20.29	9.69	29.94	30.00	Pass

Report Number : FR912813E

TEST RESULTS DATA
Power Spectral Density

Band III														
Mod.	Data Rate	NTX	CH.	Freq. (MHz)	Ant	Duty Factor (dB)				Average PSD with Duty Factor (dBm/MHz)	PSD Limit (dBm/ MHz)	DG (dBi)		Pass /Fail
						Ant 1	Ant 2	Ant 3	Ant 4					
VHT20	MCS0	2	100	5500	1+2	0.00	0.00			8.39	10.22	6.78		Pass
VHT20	MCS0	2	116	5580	1+2	0.00	0.00			10.03	10.22	6.78		Pass
VHT20	MCS0	2	140	5700	1+2	0.00	0.00			6.58	10.22	6.78		Pass
VHT20	MCS0	2	144	5720	1+2	0.00	0.00			10.08	10.22	6.78		Pass
VHT40	MCS0	2	102	5510	1+2	0.00	0.00			3.68	10.22	6.78		Pass
VHT40	MCS0	2	110	5550	1+2	0.00	0.00			7.37	10.22	6.78		Pass
VHT40	MCS0	2	134	5670	1+2	0.00	0.00			6.53	10.22	6.78		Pass
VHT40	MCS0	2	142	5710	1+2	0.00	0.00			6.87	10.22	6.78		Pass
VHT80	MCS0	2	106	5530	1+2	0.00	0.00			-0.60	10.22	6.78		Pass
VHT80	MCS0	2	122	5610	1+2	0.00	0.00			5.34	10.22	6.78		Pass
VHT80	MCS0	2	138	5690	1+2	0.00	0.00			4.50	10.22	6.78		Pass

Band III														
Mod.	Data Rate	NTX	CH.	Freq. (MHz)	Ant	Duty Factor (dB)				Average PSD with Duty Factor (dBm/MHz)	PSD Limit (dBm/ MHz)	DG (dBi)		Pass /Fail
						Ant 1	Ant 2	Ant 3	Ant 4					
VHT20	MCS0	3	100	5500	1+2+3	0.00	0.00	0.00		8.21	8.67	8.33		Pass
VHT20	MCS0	3	116	5580	1+2+3	0.00	0.00	0.00		8.43	8.67	8.33		Pass
VHT20	MCS0	3	140	5700	1+2+3	0.00	0.00	0.00		8.07	8.67	8.33		Pass
VHT20	MCS0	3	144	5720	1+2+3	0.00	0.00	0.00		8.57	8.67	8.33		Pass
VHT40	MCS0	3	102	5510	1+2+3	0.00	0.00	0.00		4.69	8.67	8.33		Pass
VHT40	MCS0	3	110	5550	1+2+3	0.00	0.00	0.00		5.55	8.67	8.33		Pass
VHT40	MCS0	3	134	5670	1+2+3	0.00	0.00	0.00		5.90	8.67	8.33		Pass
VHT40	MCS0	3	142	5710	1+2+3	0.00	0.00	0.00		5.47	8.67	8.33		Pass
VHT80	MCS0	3	106	5530	1+2+3	0.00	0.00	0.00		1.63	8.67	8.33		Pass
VHT80	MCS0	3	122	5610	1+2+3	0.00	0.00	0.00		2.72	8.67	8.33		Pass
VHT80	MCS0	3	138	5690	1+2+3	0.00	0.00	0.00		3.39	8.67	8.33		Pass

Band III														
Mod.	Data Rate	NTX	CH.	Freq. (MHz)	Ant	Duty Factor (dB)				Average PSD with Duty Factor (dBm/MHz)	PSD Limit (dBm/ MHz)	DG (dBi)		Pass /Fail
						Ant 1	Ant 2	Ant 3	Ant 4					
VHT20	MCS0	4	100	5500	1+2+3+4	0.00	0.00	0.00	0.00	7.00	7.31	9.69		Pass
VHT20	MCS0	4	116	5580	1+2+3+4	0.00	0.00	0.00	0.00	7.13	7.31	9.69		Pass
VHT20	MCS0	4	140	5700	1+2+3+4	0.00	0.00	0.00	0.00	7.25	7.31	9.69		Pass
VHT20	MCS0	4	144	5720	1+2+3+4	0.00	0.00	0.00	0.00	7.14	7.31	9.69		Pass
VHT40	MCS0	4	102	5510	1+2+3+4	0.00	0.00	0.00	0.00	4.14	7.31	9.69		Pass
VHT40	MCS0	4	110	5550	1+2+3+4	0.00	0.00	0.00	0.00	4.56	7.31	9.69		Pass
VHT40	MCS0	4	134	5670	1+2+3+4	0.00	0.00	0.00	0.00	4.95	7.31	9.69		Pass
VHT40	MCS0	4	142	5710	1+2+3+4	0.00	0.00	0.00	0.00	4.51	7.31	9.69		Pass
VHT80	MCS0	4	106	5530	1+2+3+4	0.00	0.00	0.00	0.00	2.20	7.31	9.69		Pass
VHT80	MCS0	4	122	5610	1+2+3+4	0.00	0.00	0.00	0.00	1.24	7.31	9.69		Pass
VHT80	MCS0	4	138	5690	1+2+3+4	0.00	0.00	0.00	0.00	1.53	7.31	9.69		Pass

Appendix B. AC Conducted Emission Test Results

Test Engineer :	Rick Lin	**Temperature :**	25~26℃
		Relative Humidity :	52~54%

EUT Information

Report NO :	912813
Test Mode :	Mode 1
Test Voltage :	120Vac/60Hz
Phase :	Line

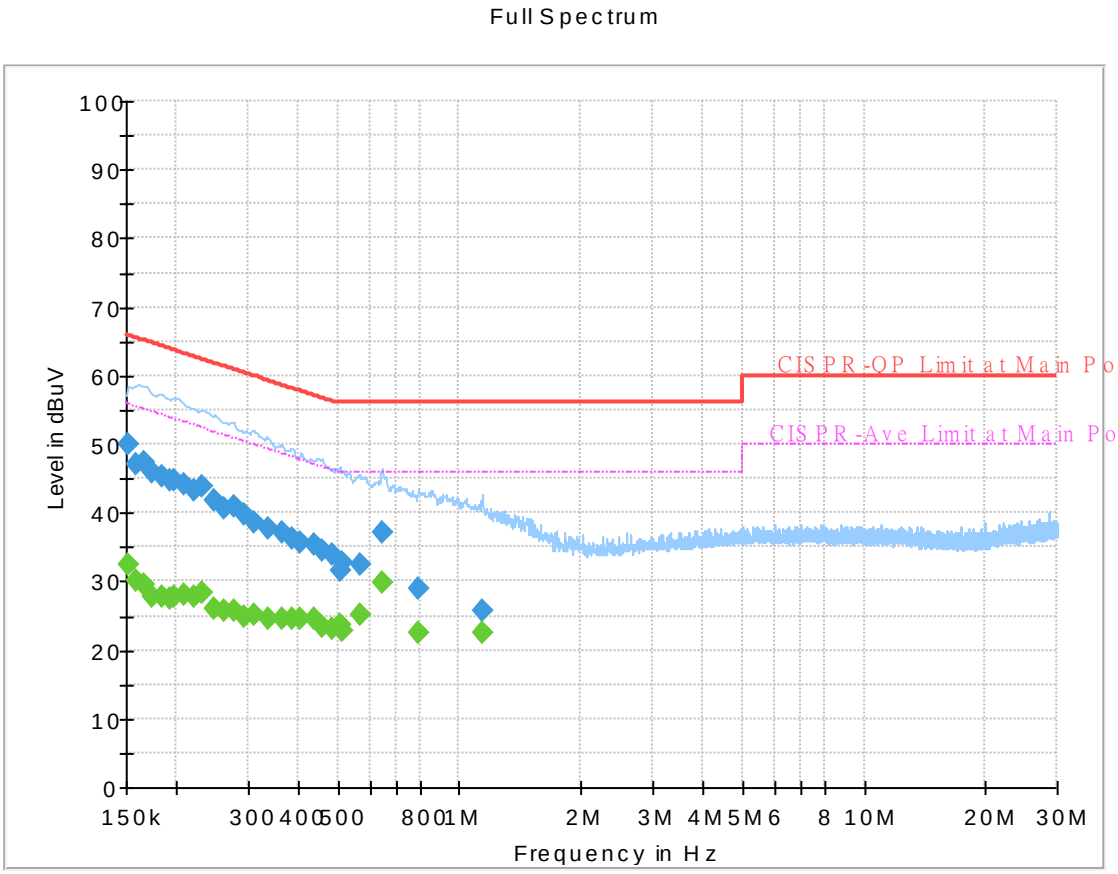

Final_Result

Frequency (MHz)	QuasiPeak (dBuV)	CAverage (dBuV)	Limit (dBuV)	Margin (dB)	Line	Filter	Corr. (dB)
0.152250	---	32.50	55.88	23.38	L1	OFF	19.5
0.152250	49.93	---	65.88	15.95	L1	OFF	19.5
0.159000	---	30.22	55.52	25.30	L1	OFF	19.5
0.159000	47.00	---	65.52	18.52	L1	OFF	19.5
0.165750	---	29.42	55.17	25.75	L1	OFF	19.5
0.165750	47.37	---	65.17	17.80	L1	OFF	19.5
0.174750	---	27.67	54.73	27.06	L1	OFF	19.5
0.174750	45.93	---	64.73	18.80	L1	OFF	19.5
0.183750	---	27.91	54.31	26.40	L1	OFF	19.5
0.183750	45.29	---	64.31	19.02	L1	OFF	19.5
0.192750	---	27.35	53.92	26.57	L1	OFF	19.5
0.192750	44.67	---	63.92	19.25	L1	OFF	19.5
0.197250	---	27.69	53.73	26.04	L1	OFF	19.5
0.197250	44.84	---	63.73	18.89	L1	OFF	19.5
0.208500	---	28.19	53.27	25.08	L1	OFF	19.5
0.208500	44.11	---	63.27	19.16	L1	OFF	19.5
0.219750	---	27.70	52.83	25.13	L1	OFF	19.5
0.219750	43.19	---	62.83	19.64	L1	OFF	19.5
0.231000	---	28.35	52.41	24.06	L1	OFF	19.5
0.231000	43.77	---	62.41	18.64	L1	OFF	19.5
0.249000	---	26.17	51.79	25.62	L1	OFF	19.5

0.249000	41.73	---	61.79	20.06	L1	OFF	19.5
0.262500	---	25.87	51.35	25.48	L1	OFF	19.5
0.262500	40.71	---	61.35	20.64	L1	OFF	19.5
0.276000	---	25.78	50.94	25.16	L1	OFF	19.5
0.276000	40.82	---	60.94	20.12	L1	OFF	19.5
0.294000	---	24.87	50.41	25.54	L1	OFF	19.5
0.294000	39.64	---	60.41	20.77	L1	OFF	19.5
0.312000	---	25.12	49.92	24.80	L1	OFF	19.5
0.312000	38.45	---	59.92	21.47	L1	OFF	19.5
0.336750	---	24.70	49.28	24.58	L1	OFF	19.5
0.336750	37.58	---	59.28	21.70	L1	OFF	19.5
0.363750	---	24.49	48.64	24.15	L1	OFF	19.5
0.363750	37.17	---	58.64	21.47	L1	OFF	19.5
0.386250	---	24.50	48.14	23.64	L1	OFF	19.5
0.386250	36.22	---	58.14	21.92	L1	OFF	19.5
0.406500	---	24.42	47.72	23.30	L1	OFF	19.5
0.406500	35.76	---	57.72	21.96	L1	OFF	19.5
0.435750	---	24.66	47.14	22.48	L1	OFF	19.5
0.435750	35.31	---	57.14	21.83	L1	OFF	19.5
0.458250	---	23.50	46.72	23.22	L1	OFF	19.5
0.458250	34.48	---	56.72	22.24	L1	OFF	19.5
0.483000	---	23.24	46.29	23.05	L1	OFF	19.5
0.483000	33.85	---	56.29	22.44	L1	OFF	19.5
0.505500	---	23.58	46.00	22.42	L1	OFF	19.5
0.505500	31.62	---	56.00	24.38	L1	OFF	19.5
0.514500	---	22.95	46.00	23.05	L1	OFF	19.5
0.514500	32.64	---	56.00	23.36	L1	OFF	19.5
0.566250	---	25.21	46.00	20.79	L1	OFF	19.5
0.566250	32.37	---	56.00	23.63	L1	OFF	19.5
0.642750	---	29.93	46.00	16.07	L1	OFF	19.6
0.642750	37.20	---	56.00	18.80	L1	OFF	19.6
0.793500	---	22.54	46.00	23.46	L1	OFF	19.6
0.793500	28.91	---	56.00	27.09	L1	OFF	19.6
1.137750	---	22.55	46.00	23.45	L1	OFF	19.6
1.137750	25.59	---	56.00	30.41	L1	OFF	19.6

EUT Information

Report NO :	912813
Test Mode :	Mode 1
Test Voltage :	120Vac/60Hz
Phase :	Neutral

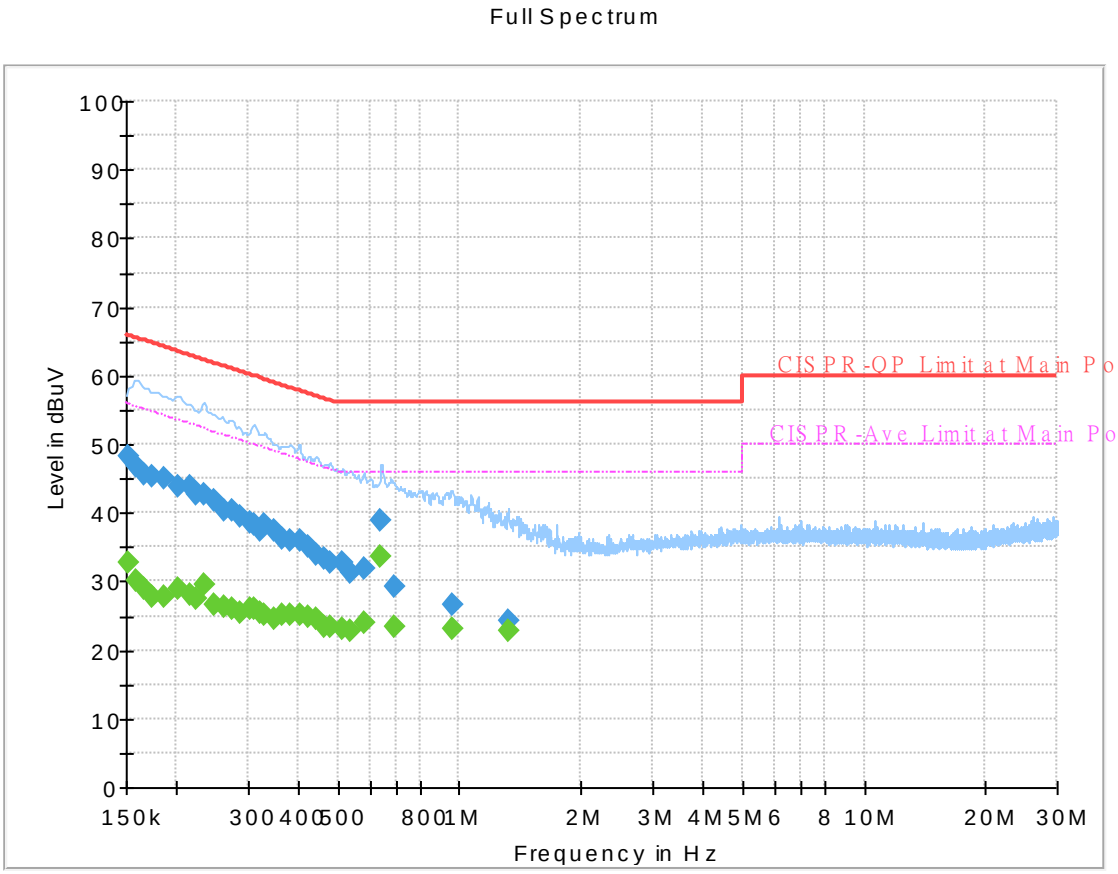

Final_Result

Frequency (MHz)	QuasiPeak (dBuV)	CAverage (dBuV)	Limit (dBuV)	Margin (dB)	Line	Filter	Corr. (dB)
0.152250	---	32.71	55.88	23.17	N	OFF	19.5
0.152250	48.15	---	65.88	17.73	N	OFF	19.5
0.159000	---	30.10	55.52	25.42	N	OFF	19.5
0.159000	46.79	---	65.52	18.73	N	OFF	19.5
0.165750	---	29.02	55.17	26.15	N	OFF	19.5
0.165750	45.57	---	65.17	19.60	N	OFF	19.5
0.174750	---	27.69	54.73	27.04	N	OFF	19.5
0.174750	45.19	---	64.73	19.54	N	OFF	19.5
0.186000	---	27.76	54.21	26.45	N	OFF	19.5
0.186000	44.95	---	64.21	19.26	N	OFF	19.5
0.201750	---	28.92	53.54	24.62	N	OFF	19.5
0.201750	43.96	---	63.54	19.58	N	OFF	19.5
0.215250	---	28.03	53.00	24.97	N	OFF	19.5
0.215250	43.77	---	63.00	19.23	N	OFF	19.5
0.224250	---	27.49	52.66	25.17	N	OFF	19.5
0.224250	42.72	---	62.66	19.94	N	OFF	19.5
0.233250	---	29.51	52.33	22.82	N	OFF	19.5
0.233250	42.65	---	62.33	19.68	N	OFF	19.5
0.249000	---	26.74	51.79	25.05	N	OFF	19.5
0.249000	41.88	---	61.79	19.91	N	OFF	19.5
0.262500	---	26.25	51.35	25.10	N	OFF	19.5

0.262500	40.22	---	61.35	21.13	N	OFF	19.5
0.273750	---	26.10	51.00	24.90	N	OFF	19.5
0.273750	40.49	---	61.00	20.51	N	OFF	19.5
0.287250	---	25.55	50.60	25.05	N	OFF	19.5
0.287250	39.51	---	60.60	21.09	N	OFF	19.5
0.303000	---	26.11	50.16	24.05	N	OFF	19.5
0.303000	38.50	---	60.16	21.66	N	OFF	19.5
0.309750	---	25.96	49.98	24.02	N	OFF	19.5
0.309750	38.33	---	59.98	21.65	N	OFF	19.5
0.321000	---	25.53	49.68	24.15	N	OFF	19.5
0.321000	37.57	---	59.68	22.11	N	OFF	19.5
0.330000	---	25.20	49.45	24.25	N	OFF	19.5
0.330000	38.16	---	59.45	21.29	N	OFF	19.5
0.348000	---	24.57	49.01	24.44	N	OFF	19.5
0.348000	37.42	---	59.01	21.59	N	OFF	19.5
0.366000	---	25.21	48.59	23.38	N	OFF	19.5
0.366000	36.34	---	58.59	22.25	N	OFF	19.5
0.384000	---	25.24	48.19	22.95	N	OFF	19.5
0.384000	35.99	---	58.19	22.20	N	OFF	19.5
0.402000	---	25.16	47.81	22.65	N	OFF	19.5
0.402000	35.99	---	57.81	21.82	N	OFF	19.5
0.424500	---	24.89	47.36	22.47	N	OFF	19.5
0.424500	35.02	---	57.36	22.34	N	OFF	19.5
0.442500	---	24.47	47.02	22.55	N	OFF	19.5
0.442500	34.05	---	57.02	22.97	N	OFF	19.5
0.462750	---	23.43	46.64	23.21	N	OFF	19.5
0.462750	33.35	---	56.64	23.29	N	OFF	19.5
0.480750	---	23.38	46.33	22.95	N	OFF	19.5
0.480750	32.61	---	56.33	23.72	N	OFF	19.5
0.514500	---	23.01	46.00	22.99	N	OFF	19.5
0.514500	32.64	---	56.00	23.36	N	OFF	19.5
0.537000	---	22.89	46.00	23.11	N	OFF	19.5
0.537000	31.30	---	56.00	24.70	N	OFF	19.5
0.582000	---	24.01	46.00	21.99	N	OFF	19.5
0.582000	31.83	---	56.00	24.17	N	OFF	19.5
0.640500	---	33.49	46.00	12.51	N	OFF	19.6
0.640500	38.96	---	56.00	17.04	N	OFF	19.6
0.692250	---	23.35	46.00	22.65	N	OFF	19.6
0.692250	29.30	---	56.00	26.70	N	OFF	19.6
0.957750	---	23.11	46.00	22.89	N	OFF	19.6
0.957750	26.54	---	56.00	29.46	N	OFF	19.6
1.317750	---	22.67	46.00	23.33	N	OFF	19.6
1.317750	24.13	---	56.00	31.87	N	OFF	19.6

Appendix C. Radiated Spurious Emission

Test Engineer :	Hao Hsu, Ken Wu, and JC Liang	Temperature :	20~25°C
		Relative Humidity :	50~55%

<CDD Mode>

Band 2 - 5250~5350MHz

WIFI 802.11a (Band Edge @ 3m)

WIFI Ant. 1	Note	Frequency (MHz)	Level (dBμV/m)	Over Limit (dB)	Limit Line (dBμV/m)	Read Level (dBμV)	Antenna Factor (dB/m)	Path Loss (dB)	Preamp Factor (dB)	Ant Pos (cm)	Table Pos (deg)	Peak Avg. (P/A)	Pol. (H/V)
802.11a CH 52 5260MHz		5146.2	51.16	-22.84	74	42.71	31.89	9.68	33.12	215	284	P	H
		5149.26	43.08	-10.92	54	34.62	31.9	9.68	33.12	215	284	A	H
	*	5260	115.66	-	-	107.61	31.38	9.78	33.11	215	284	P	H
	*	5260	107.74	-	-	99.69	31.38	9.78	33.11	215	284	A	H
		5353.44	57.78	-16.22	74	49.75	31.32	9.82	33.11	215	284	P	H
		5350.56	49.79	-4.21	54	41.78	31.3	9.82	33.11	215	284	A	H
		5050.66	50.11	-23.89	74	42.09	31.6	9.54	33.12	200	104	P	V
		5144.16	42.32	-11.68	54	33.87	31.89	9.68	33.12	200	104	A	V
	*	5260	112.85	-	-	104.8	31.38	9.78	33.11	200	104	P	V
	*	5260	104.75	-	-	96.7	31.38	9.78	33.11	200	104	A	V
		5355.84	54.9	-19.1	74	46.85	31.34	9.82	33.11	200	104	P	V
		5350.32	47.42	-6.58	54	39.41	31.3	9.82	33.11	200	104	A	V

802.11a CH 60 5300MHz		5132.6	51.43	-22.57	74	43.02	31.87	9.66	33.12	200	283	P	H
		5144.84	42.62	-11.38	54	34.17	31.89	9.68	33.12	200	283	A	H
	*	5300	115.52	-	-	107.53	31.3	9.8	33.11	200	283	P	H
	*	5300	107.58	-	-	99.59	31.3	9.8	33.11	200	283	A	H
		5357.76	62.14	-11.86	74	54.08	31.35	9.82	33.11	200	283	P	H
		5350.32	51.13	-2.87	54	43.12	31.3	9.82	33.11	200	283	A	H
		5072.42	50.43	-23.57	74	42.29	31.69	9.57	33.12	212	104	P	V
		5144.5	42.21	-11.79	54	33.76	31.89	9.68	33.12	212	104	A	V
	*	5300	113.14	-	-	105.15	31.3	9.8	33.11	212	104	P	V
	*	5300	105.16	-	-	97.17	31.3	9.8	33.11	212	104	A	V
		5364.48	56.11	-17.89	74	48	31.39	9.83	33.11	212	104	P	V
		5350.08	48.52	-5.48	54	40.51	31.3	9.82	33.11	212	104	A	V
802.11a CH 64 5320MHz	*	5320	112.69	-	-	104.69	31.3	9.81	33.11	200	284	P	H
	*	5320	104.32	-	-	96.32	31.3	9.81	33.11	200	284	A	H
		5350.72	63.03	-10.97	74	55.02	31.3	9.82	33.11	200	284	P	H
		5350.08	52.17	-1.83	54	44.16	31.3	9.82	33.11	200	284	A	H
													H
													H
	*	5320	110.25	-	-	102.25	31.3	9.81	33.11	200	253	P	V
	*	5320	101.77	-	-	93.77	31.3	9.81	33.11	200	253	A	V
		5350.4	61.18	-12.82	74	53.17	31.3	9.82	33.11	200	253	P	V
		5350.08	48.72	-5.28	54	40.71	31.3	9.82	33.11	200	253	A	V
													V
													V
Remark	1. No other spurious found. 2. All results are PASS against Peak and Average limit line.												

Band 2 5250~5350MHz

WIFI 802.11a (Harmonic @ 3m)

WIFI Ant.	Note	Frequency	Level	Over Limit	Limit Line	Read Level	Antenna Factor	Path Loss	Preamp Factor	Ant Pos	Table Pos	Peak Avg.	Pol.
1		(MHz)	(dBμV/m)	(dB)	(dBμV/m)	(dBμV)	(dB/m)	(dB)	(dB)	(cm)	(deg)	(P/A)	(H/V)
802.11a CH 52 5260MHz		5560	57.47	-10.73	68.2	48.82	31.8	9.98	33.13	215	284	P	H
		10520	47.02	-21.18	68.2	52.98	39.7	15.35	61.01	100	0	P	H
		15780	43.48	-30.52	74	47.28	37.58	19	60.38	100	0	P	H
													H
		5560	57.81	-10.39	68.2	49.16	31.8	9.98	33.13	100	0	P	V
		10520	46.66	-21.54	68.2	52.62	39.7	15.35	61.01	100	0	P	V
		15780	43.59	-30.41	74	47.39	37.58	19	60.38	100	0	P	V
													V
802.11a CH 60 5300MHz		5602	57.01	-11.19	68.2	48.33	31.8	10.02	33.14	200	283	P	H
		10600	44.18	-29.82	74	50.16	39.7	15.4	61.08	100	0	P	H
		15900	42.82	-31.18	74	46.85	37.2	19.05	60.28	100	0	P	H
													H
		5596	55.63	-12.57	68.2	46.95	31.8	10.02	33.14	212	104	P	V
		10600	46.46	-27.54	74	52.44	39.7	15.4	61.08	100	0	P	V
		15900	42.87	-31.13	74	46.9	37.2	19.05	60.28	100	0	P	V
													V
802.11a CH 64 5320MHz		5614	55.37	-12.83	68.2	46.71	31.77	10.04	33.15	200	284	P	H
		10640	44.25	-29.75	74	50.28	39.66	15.42	61.11	100	0	P	H
		15960	42.09	-31.91	74	46.22	37.02	19.08	60.23	100	0	P	H
													H
		5614	53.67	-14.53	68.2	45.01	31.77	10.04	33.15	200	253	P	V
		10640	44.69	-29.31	74	50.72	39.66	15.42	61.11	100	0	P	V
		15960	42.83	-31.17	74	46.96	37.02	19.08	60.23	100	0	P	V
													V
Remark	1. No other spurious found. 2. All results are PASS against Peak and Average limit line.												

Band 2 5250~5350MHz

WIFI 802.11ac VHT20 (Band Edge @ 3m)

WIFI Ant.	Note	Frequency	Level	Over Limit	Limit Line	Read Level	Antenna Factor	Path Loss	Preamp Factor	Ant Pos	Table Pos	Peak Avg.	Pol.
1		(MHz)	(dBμV/m)	(dB)	(dBμV/m)	(dBμV)	(dB/m)	(dB)	(dB)	(cm)	(deg)	(P/A)	(H/V)
802.11ac VHT20 CH 52 5260MHz		5046.24	49.92	-24.08	74	41.93	31.58	9.53	33.12	215	284	P	H
		5104.38	42.82	-11.18	54	34.51	31.81	9.62	33.12	215	284	A	H
	*	5260	115.5	-	-	107.45	31.38	9.78	33.11	215	284	P	H
	*	5260	107.25	-	-	99.2	31.38	9.78	33.11	215	284	A	H
		5421.6	58	-16	74	49.61	31.64	9.86	33.11	215	284	P	H
		5350.56	49.51	-4.49	54	41.5	31.3	9.82	33.11	215	284	A	H
		5106.08	51.13	-22.87	74	42.82	31.81	9.62	33.12	200	104	P	V
		5147.56	42.2	-11.8	54	33.74	31.9	9.68	33.12	200	104	A	V
	*	5260	113.45	-	-	105.4	31.38	9.78	33.11	200	104	P	V
	*	5260	104.25	-	-	96.2	31.38	9.78	33.11	200	104	A	V
		5358.72	55.23	-18.77	74	47.17	31.35	9.82	33.11	200	104	P	V
		5352.24	47.07	-6.93	54	39.05	31.31	9.82	33.11	200	104	A	V
802.11ac VHT20 CH 60 5300MHz		5142.12	50.06	-23.94	74	41.63	31.88	9.67	33.12	199	283	P	H
		5145.86	41.77	-12.23	54	33.32	31.89	9.68	33.12	199	283	A	H
	*	5300	115.82	-	-	107.83	31.3	9.8	33.11	199	283	P	H
	*	5300	107.74	-	-	99.75	31.3	9.8	33.11	199	283	A	H
		5352.96	61.99	-12.01	74	53.96	31.32	9.82	33.11	199	283	P	H
		5358.72	51.04	-2.96	54	42.98	31.35	9.82	33.11	199	283	A	H
		5135.32	50.33	-23.67	74	41.92	31.87	9.66	33.12	199	101	P	V
		5146.2	41.23	-12.77	54	32.78	31.89	9.68	33.12	199	101	A	V
	*	5300	113.16	-	-	105.17	31.3	9.8	33.11	199	101	P	V
	*	5300	104.83	-	-	96.84	31.3	9.8	33.11	199	101	A	V
		5351.76	62.21	-11.79	74	54.19	31.31	9.82	33.11	199	101	P	V
		5358.48	48.6	-5.4	54	40.54	31.35	9.82	33.11	199	101	A	V

	*	5320	112.32	-	-	104.32	31.3	9.81	33.11	198	283	P	H
	*	5320	104.52	-	-	96.52	31.3	9.81	33.11	198	283	A	H
		5352.48	66.13	-7.87	74	58.11	31.31	9.82	33.11	198	283	P	H
		5350.08	52.51	-1.49	54	44.5	31.3	9.82	33.11	198	283	A	H
802.11ac													H
VHT20													H
CH 64	*	5320	110.27	-	-	102.27	31.3	9.81	33.11	203	109	P	V
5320MHz	*	5320	101.66	-	-	93.66	31.3	9.81	33.11	203	109	A	V
		5351.04	67.04	-6.96	74	59.02	31.31	9.82	33.11	203	109	P	V
		5350.08	49.86	-4.14	54	41.85	31.3	9.82	33.11	203	109	A	V
													V
													V
Remark	1. No other spurious found. 2. All results are PASS against Peak and Average limit line.												

Band 2 5250~5350MHz

WIFI 802.11ac VHT20 (Harmonic @ 3m)

WIFI Ant.	Note	Frequency	Level	Over Limit	Limit Line	Read Level	Antenna Factor	Path Loss	Preamp Factor	Ant Pos	Table Pos	Peak Avg.	Pol.
1		(MHz)	(dBμV/m)	(dB)	(dBμV/m)	(dBμV)	(dB/m)	(dB)	(dB)	(cm)	(deg)	(P/A)	(H/V)
802.11ac VHT20 CH 52 5260MHz		5560	56.94	-11.26	68.2	48.29	31.8	9.98	33.13	215	284	P	H
		10520	46.69	-21.51	68.2	52.65	39.7	15.35	61.01	100	0	P	H
		15780	43.4	-30.6	74	47.2	37.58	19	60.38	100	0	P	H
													H
		5560	56.16	-12.04	68.2	47.51	31.8	9.98	33.13	200	104	P	V
		10520	48.75	-19.45	68.2	54.71	39.7	15.35	61.01	100	0	P	V
		15780	44.11	-29.89	74	47.91	37.58	19	60.38	100	0	P	V
													V
802.11ac VHT20 CH 60 5300MHz		5602	57.39	-10.81	68.2	48.71	31.8	10.02	33.14	199	283	P	H
		10600	44.55	-29.45	74	50.53	39.7	15.4	61.08	100	0	P	H
		15900	43.17	-30.83	74	47.2	37.2	19.05	60.28	100	0	P	H
													H
		5602	55.02	-13.18	68.2	46.34	31.8	10.02	33.14	199	101	P	V
		10600	44.99	-29.01	74	50.97	39.7	15.4	61.08	100	0	P	V
		15900	42.59	-31.41	74	46.62	37.2	19.05	60.28	100	0	P	V
													V
802.11ac VHT20 CH 64 5320MHz		5480	55.58	-12.62	68.2	46.96	31.82	9.91	33.11	198	283	P	H
		10640	44.13	-29.87	74	50.16	39.66	15.42	61.11	100	0	P	H
		15960	42.46	-31.54	74	46.59	37.02	19.08	60.23	100	0	P	H
													H
		5480	54.13	-14.07	68.2	45.51	31.82	9.91	33.11	203	109	P	V
		10640	44.53	-29.47	74	50.56	39.66	15.42	61.11	100	0	P	V
		15960	42.33	-31.67	74	46.46	37.02	19.08	60.23	100	0	P	V
													V
Remark	1. No other spurious found. 2. All results are PASS against Peak and Average limit line.												

Band 2 5250~5350MHz

WIFI 802.11ac VHT40 (Band Edge @ 3m)

WIFI Ant.	Note	Frequency	Level	Over Limit	Limit Line	Read Level	Antenna Factor	Path Loss	Preamp Factor	Ant Pos	Table Pos	Peak Avg.	Pol.
1		(MHz)	(dBµV/m)	(dB)	(dBµV/m)	(dBµV)	(dB/m)	(dB)	(dB)	(cm)	(deg)	(P/A)	(H/V)
802.11ac VHT40 CH 54 5270MHz		5111.18	51.88	-22.12	74	43.55	31.82	9.63	33.12	211	278	P	H
		5120.7	44.59	-9.41	54	36.23	31.84	9.64	33.12	211	278	A	H
	*	5270	111.7	-	-	103.66	31.36	9.79	33.11	211	278	P	H
	*	5270	103.39	-	-	95.35	31.36	9.79	33.11	211	278	A	H
		5350.8	63.67	-10.33	74	55.66	31.3	9.82	33.11	211	278	P	H
		5351.52	52.17	-1.83	54	44.15	31.31	9.82	33.11	211	278	A	H
		5095.88	50.44	-23.56	74	42.18	31.78	9.6	33.12	224	275	P	V
		5127.16	43.74	-10.26	54	35.36	31.85	9.65	33.12	224	275	A	V
	*	5270	108.54	-	-	100.5	31.36	9.79	33.11	224	275	P	V
	*	5270	99.83	-	-	91.79	31.36	9.79	33.11	224	275	A	V
		5360.4	57.71	-16.29	74	49.64	31.36	9.82	33.11	224	275	P	V
		5436.24	48.97	-5.03	54	40.54	31.67	9.87	33.11	224	275	A	V
802.11ac VHT40 CH 62 5310MHz		5137.02	51.39	-22.61	74	42.97	31.87	9.67	33.12	215	282	P	H
		5137.36	42.31	-11.69	54	33.89	31.87	9.67	33.12	215	282	A	H
	*	5310	107.27	-	-	99.28	31.3	9.8	33.11	215	282	P	H
	*	5310	98.38	-	-	90.39	31.3	9.8	33.11	215	282	A	H
		5354.88	63.51	-10.49	74	55.47	31.33	9.82	33.11	215	282	P	H
		5351.52	52.88	-1.12	54	44.86	31.31	9.82	33.11	215	282	P	H
		5121.72	50.13	-23.87	74	41.77	31.84	9.64	33.12	200	272	P	V
		5078.2	41.93	-12.07	54	33.76	31.71	9.58	33.12	200	272	A	V
	*	5310	103.63	-	-	95.64	31.3	9.8	33.11	200	272	P	V
	*	5310	94.67	-	-	86.68	31.3	9.8	33.11	200	272	A	V
		5354.4	62.33	-11.67	74	54.29	31.33	9.82	33.11	200	272	P	V
		5350.56	48.29	-5.71	54	40.28	31.3	9.82	33.11	200	272	A	V
Remark	1. No other spurious found. 2. All results are PASS against Peak and Average limit line.												

Band 2 5250~5350MHz

WIFI 802.11ac VHT40 (Harmonic @ 3m)

WIFI Ant.	Note	Frequency	Level	Over Limit	Limit Line	Read Level	Antenna Factor	Path Loss	Preamp Factor	Ant Pos	Table Pos	Peak Avg.	Pol.
1		(MHz)	(dBμV/m)	(dB)	(dBμV/m)	(dBμV)	(dB/m)	(dB)	(dB)	(cm)	(deg)	(P/A)	(H/V)
802.11ac VHT40 CH 54 5270MHz		5518	56.27	-11.93	68.2	47.58	31.86	9.95	33.12	211	278	P	H
		10540	46.15	-22.05	68.2	52.11	39.7	15.37	61.03	100	0	P	H
		15810	44.35	-29.65	74	48.13	37.56	19.01	60.35	100	0	P	H
													H
		5506	55.2	-13	68.2	46.48	31.89	9.94	33.11	224	275	P	V
		10540	45	-23.2	68.2	50.96	39.7	15.37	61.03	100	0	P	V
		15810	43.28	-30.72	74	47.06	37.56	19.01	60.35	100	0	P	V
													V
802.11ac VHT40 CH 62 5310MHz		5476	56.19	-12.01	68.2	47.59	31.8	9.91	33.11	215	282	P	H
		10620	44.33	-29.67	74	50.34	39.68	15.41	61.1	100	0	P	H
		15930	41.7	-32.3	74	45.79	37.11	19.06	60.26	100	0	P	H
													H
		5464	54.48	-13.72	68.2	45.93	31.76	9.9	33.11	200	272	P	V
		10620	44.27	-29.73	74	50.28	39.68	15.41	61.1	100	0	P	V
		15930	42.91	-31.09	74	47	37.11	19.06	60.26	100	0	P	V
													V
Remark	1. No other spurious found. 2. All results are PASS against Peak and Average limit line.												

Band 2 5250~5350MHz

WIFI 802.11ac VHT80 (Band Edge @ 3m)

WIFI Ant.	Note	Frequency	Level	Over Limit	Limit Line	Read Level	Antenna Factor	Path Loss	Preamp Factor	Ant Pos	Table Pos	Peak Avg.	Pol.
1		(MHz)	(dBμV/m)	(dB)	(dBμV/m)	(dBμV)	(dB/m)	(dB)	(dB)	(cm)	(deg)	(P/A)	(H/V)
802.11ac VHT80 CH 58 5290MHz		5116.1	51.62	-22.38	74	43.28	31.83	9.63	33.12	212	282	P	H
		5136.2	42.17	-11.83	54	33.76	31.87	9.66	33.12	212	282	A	H
	*	5290	103.24	-	-	95.23	31.32	9.8	33.11	212	282	P	H
	*	5290	94.68	-	-	86.67	31.32	9.8	33.11	212	282	A	H
		5351.28	61.64	-12.36	74	53.62	31.31	9.82	33.11	212	282	P	H
		5351.52	52.09	-1.91	54	44.07	31.31	9.82	33.11	212	282	P	H
		5030.6	50.96	-23.04	74	43.05	31.52	9.51	33.12	202	247	P	V
		5142.8	41.86	-12.14	54	33.42	31.89	9.67	33.12	202	247	A	V
	*	5290	99.8	-	-	91.79	31.32	9.8	33.11	202	247	P	V
	*	5290	91.1	-	-	83.09	31.32	9.8	33.11	202	247	A	V
		5351.76	63.33	-10.67	74	55.31	31.31	9.82	33.11	202	247	P	V
		5357.04	47.21	-6.79	54	39.16	31.34	9.82	33.11	202	247	A	V
Remark	1. No other spurious found. 2. All results are PASS against Peak and Average limit line.												

Band 2 5250~5350MHz

WIFI 802.11ac VHT80 (Harmonic @ 3m)

WIFI Ant.	Note	Frequency	Level	Over Limit	Limit Line	Read Level	Antenna Factor	Path Loss	Preamp Factor	Ant Pos	Table Pos	Peak Avg.	Pol.
1		(MHz)	(dBμV/m)	(dB)	(dBμV/m)	(dBμV)	(dB/m)	(dB)	(dB)	(cm)	(deg)	(P/A)	(H/V)
802.11ac VHT80 CH 58 5290MHz		10580	44.44	-23.76	68.2	50.42	39.7	15.39	61.07	100	0	P	H
		15870	43.01	-30.99	74	46.95	37.32	19.04	60.3	100	0	P	H
													H
													H
		10580	45.28	-22.92	68.2	51.26	39.7	15.39	61.07	100	0	P	V
		15870	43.82	-30.18	74	47.76	37.32	19.04	60.3	100	0	P	V
													V
													V
Remark	1. No other spurious found. 2. All results are PASS against Peak and Average limit line.												

Band 3 - 5470~5725MHz

WIFI 802.11a (Band Edge @ 3m)

WIFI	Note	Frequency	Level	Over	Limit	Read	Antenna	Path	Preamp	Ant	Table	Peak	Pol.
Ant.				Limit	Line	Level	Factor	Loss	Factor	Pos	Pos	Avg.	
1		(MHz)	(dBμV/m)	(dB)	(dBμV/m)	(dBμV)	(dB/m)	(dB)	(dB)	(cm)	(deg)	(P/A)	(H/V)
802.11a CH 100 5500MHz		5459.12	57.31	-16.69	74	48.79	31.74	9.89	33.11	188	288	P	H
		5466.32	66.58	-1.62	68.2	58.02	31.77	9.9	33.11	188	288	P	H
		5426.16	46.66	-7.34	54	38.26	31.65	9.86	33.11	188	288	A	H
	*	5500	110.31	-	-	101.59	31.9	9.93	33.11	188	288	P	H
	*	5500	101.73	-	-	93.01	31.9	9.93	33.11	188	288	A	H
													H
		5458	56.2	-17.8	74	47.69	31.73	9.89	33.11	196	114	P	V
		5469.84	65.47	-2.73	68.2	56.9	31.78	9.9	33.11	196	114	P	V
		5422.96	44.71	-9.29	54	36.31	31.65	9.86	33.11	196	114	A	V
	*	5500	109.51	-	-	100.79	31.9	9.93	33.11	196	114	P	V
	*	5500	100.9	-	-	92.18	31.9	9.93	33.11	196	114	A	V
													V
802.11a CH 116 5580MHz		5414.8	56	-18	74	47.63	31.63	9.85	33.11	195	288	P	H
		5470	51.45	-16.75	68.2	42.88	31.78	9.9	33.11	195	288	P	H
		5423.44	48.99	-5.01	54	40.59	31.65	9.86	33.11	195	288	A	H
	*	5580	113.88	-	-	105.22	31.8	10	33.14	195	288	P	H
	*	5580	105.57	-	-	96.91	31.8	10	33.14	195	288	A	H
		5737.28	58.35	-9.85	68.2	49.26	32.07	10.21	33.19	195	288	P	H
		5425.12	55.25	-18.75	74	46.85	31.65	9.86	33.11	192	112	P	V
		5467.36	50.77	-17.43	68.2	42.21	31.77	9.9	33.11	192	112	P	V
		5422.48	47.41	-6.59	54	39.02	31.64	9.86	33.11	192	112	A	V
	*	5580	114.05	-	-	105.39	31.8	10	33.14	192	112	P	V
	*	5580	105.8	-	-	97.14	31.8	10	33.14	192	112	A	V
		5732.24	57.54	-10.66	68.2	48.45	32.06	10.21	33.18	192	112	P	V

802.11a CH 140 5700MHz	*	5700	109.26	-	-	100.27	32	10.16	33.17	184	317	P	H
	*	5700	100.74	-	-	91.75	32	10.16	33.17	184	317	A	H
		5727.4	66.07	-2.13	68.2	57	32.05	10.2	33.18	184	317	P	H
													H
													H
													H
	*	5700	110.02	-	-	101.03	32	10.16	33.17	187	246	P	V
	*	5700	101.57	-	-	92.58	32	10.16	33.17	187	246	A	V
		5726.6	67.08	-1.12	68.2	58.01	32.05	10.2	33.18	187	246	P	V
													V
													V
													V
Remark	1. No other spurious found. 2. All results are PASS against Peak and Average limit line.												

Band 3 - 5470~5725MHz

WIFI 802.11a (Harmonic @ 3m)

WIFI Ant.	Note	Frequency	Level	Over Limit	Limit Line	Read Level	Antenna Factor	Path Loss	Preamp Factor	Ant Pos	Table Pos	Peak Avg.	Pol.
1		(MHz)	(dBμV/m)	(dB)	(dBμV/m)	(dBμV)	(dB/m)	(dB)	(dB)	(cm)	(deg)	(P/A)	(H/V)
802.11a CH 100 5500MHz		5344	53.06	-15.14	68.2	45.05	31.3	9.82	33.11	188	288	P	H
		5734	57.12	-11.08	68.2	48.02	32.07	10.21	33.18	188	288	P	H
		11100	44.68	-29.32	74	50.8	39.6	15.68	61.4	100	0	P	H
		16650	44.81	-23.39	68.2	45.2	39.05	19.69	59.13	100	0	P	H
		5344	51.85	-16.35	68.2	43.84	31.3	9.82	33.11	196	114	P	V
		5734	57.46	-10.74	68.2	48.36	32.07	10.21	33.18	196	114	P	V
		11100	44.53	-29.47	74	50.65	39.6	15.68	61.4	100	0	P	V
		16650	44.51	-23.69	68.2	44.9	39.05	19.69	59.13	100	0	P	V
802.11a CH 116 5580MHz		5338	55.73	-12.47	68.2	47.72	31.3	9.82	33.11	195	288	P	H
		5818	58.29	-9.91	68.2	48.94	32.24	10.32	33.21	195	288	P	H
		11160	46.59	-27.41	74	52.79	39.48	15.72	61.4	100	0	P	H
		16740	46.64	-21.56	68.2	46.23	39.56	19.77	58.92	100	0	P	H
		5338	54.73	-13.47	68.2	46.72	31.3	9.82	33.11	192	112	P	V
		5818	59.12	-9.08	68.2	49.77	32.24	10.32	33.21	192	112	P	V
		11160	46.81	-27.19	74	53.01	39.48	15.72	61.4	100	0	P	V
		16740	46.82	-21.38	68.2	46.41	39.56	19.77	58.92	100	0	P	V
802.11a CH 140 5700MHz		5470	52.11	-16.09	68.2	43.54	31.78	9.9	33.11	184	317	P	H
		5944	56.53	-11.67	68.2	46.73	32.59	10.46	33.25	184	317	P	H
		11400	44.45	-29.55	74	50.29	39.7	15.86	61.4	100	0	P	H
		17100	47.99	-20.21	68.2	45.75	40.1	20.1	57.96	100	0	P	H
		5470	52.2	-16	68.2	43.63	31.78	9.9	33.11	187	246	P	V
		5944	58.32	-9.88	68.2	48.52	32.59	10.46	33.25	187	246	P	V
		11400	45.27	-28.73	74	51.11	39.7	15.86	61.4	100	0	P	V
		17100	46.99	-21.21	68.2	44.75	40.1	20.1	57.96	100	0	P	V
Remark	1. No other spurious found. 2. All results are PASS against Peak and Average limit line.												

Band 3 - 5470~5725MHz

WIFI 802.11ac VHT20 (Band Edge @ 3m)

WIFI Ant.	Note	Frequency	Level	Over Limit	Limit Line	Read Level	Antenna Factor	Path Loss	Preamp Factor	Ant Pos	Table Pos	Peak Avg.	Pol.
1		(MHz)	(dBμV/m)	(dB)	(dBμV/m)	(dBμV)	(dB/m)	(dB)	(dB)	(cm)	(deg)	(P/A)	(H/V)
802.11ac VHT20 CH 100 5500MHz		5459.92	61.23	-12.77	74	52.71	31.74	9.89	33.11	187	289	P	H
		5469.52	67.03	-1.17	68.2	58.46	31.78	9.9	33.11	187	289	P	H
		5425.36	45.36	-8.64	54	36.96	31.65	9.86	33.11	187	289	A	H
	*	5500	110.81	-	-	102.09	31.9	9.93	33.11	187	289	P	H
	*	5500	101.86	-	-	93.14	31.9	9.93	33.11	187	289	A	H
													H
		5456.88	59.16	-14.84	74	50.65	31.73	9.89	33.11	198	113	P	V
		5465.84	65.69	-2.51	68.2	57.14	31.76	9.9	33.11	198	113	P	V
		5427.92	43.68	-10.32	54	35.26	31.66	9.87	33.11	198	113	A	V
	*	5500	110.01	-	-	101.29	31.9	9.93	33.11	198	113	P	V
	*	5500	100.94	-	-	92.22	31.9	9.93	33.11	198	113	A	V
													V
802.11ac VHT20 CH 116 5580MHz		5414.08	56.56	-17.44	74	48.19	31.63	9.85	33.11	196	286	P	H
		5467.6	52.03	-16.17	68.2	43.47	31.77	9.9	33.11	196	286	P	H
		5423.68	48.24	-5.76	54	39.84	31.65	9.86	33.11	196	286	A	H
	*	5580	114.3	-	-	105.64	31.8	10	33.14	196	286	P	H
	*	5580	105.74	-	-	97.08	31.8	10	33.14	196	286	A	H
		5746.415	58.01	-10.19	68.2	48.89	32.09	10.22	33.19	196	286	P	H
		5411.92	55.02	-18.98	74	46.66	31.62	9.85	33.11	218	117	P	V
		5462.56	51.46	-16.74	68.2	42.92	31.75	9.9	33.11	218	117	P	V
		5414.8	45.62	-8.38	54	37.25	31.63	9.85	33.11	218	117	A	V
	*	5580	114.22	-	-	105.56	31.8	10	33.14	218	117	P	V
	*	5580	105.75	-	-	97.09	31.8	10	33.14	218	117	A	V
		5735.39	57.71	-10.49	68.2	48.62	32.07	10.21	33.19	218	117	P	V

802.11ac VHT20 CH 140 5700MHz	*	5700	109.63	-	-	100.64	32	10.16	33.17	184	317	P	H
	*	5700	99.98	-	-	90.99	32	10.16	33.17	184	317	A	H
		5726.28	66.27	-1.93	68.2	57.2	32.05	10.2	33.18	184	317	P	H
													H
													H
													H
	*	5700	109.74	-	-	100.75	32	10.16	33.17	198	246	P	V
	*	5700	100.53	-	-	91.54	32	10.16	33.17	198	246	A	V
		5726.76	66.46	-1.74	68.2	57.39	32.05	10.2	33.18	198	246	P	V
													V
													V
													V
Remark	1. No other spurious found. 2. All results are PASS against Peak and Average limit line.												

Band 3 - 5470~5725MHz

WIFI 802.11ac VHT20 (Harmonic @ 3m)

WIFI Ant.	Note	Frequency	Level	Over Limit	Limit Line	Read Level	Antenna Factor	Path Loss	Preamp Factor	Ant Pos	Table Pos	Peak Avg.	Pol.
1		(MHz)	(dBμV/m)	(dB)	(dBμV/m)	(dBμV)	(dB/m)	(dB)	(dB)	(cm)	(deg)	(P/A)	(H/V)
802.11ac VHT20 CH 100 5500MHz		5338	53.95	-14.25	68.2	45.94	31.3	9.82	33.11	187	289	P	H
		5734	56.81	-11.39	68.2	47.71	32.07	10.21	33.18	187	289	P	H
		11000	45.51	-28.49	74	51.29	40	15.62	61.4	100	0	P	H
		16500	45.11	-23.09	68.2	46.36	38.7	19.55	59.5	100	0	P	H
		5740	57.14	-11.06	68.2	48.03	32.08	10.22	33.19	198	113	P	V
		11000	46.44	-27.56	74	52.22	40	15.62	61.4	100	0	P	V
		16500	44.02	-24.18	68.2	45.27	38.7	19.55	59.5	100	0	P	V
													V
802.11ac VHT20 CH 116 5580MHz		5344	56.57	-11.63	68.2	48.56	31.3	9.82	33.11	196	286	P	H
		5817	58.82	-9.38	68.2	49.48	32.23	10.32	33.21	196	286	P	H
		11160	46.39	-27.61	74	52.59	39.48	15.72	61.4	100	0	P	H
		16740	46.65	-21.55	68.2	46.24	39.56	19.77	58.92	100	0	P	H
		5344	53.89	-14.31	68.2	45.88	31.3	9.82	33.11	218	117	P	V
		5817	58.7	-9.5	68.2	49.36	32.23	10.32	33.21	218	117	P	V
		11160	46.82	-27.18	74	53.02	39.48	15.72	61.4	100	0	P	V
		16740	47.64	-20.56	68.2	47.23	39.56	19.77	58.92	100	0	P	V
802.11ac VHT20 CH 140 5700MHz		5470	51.87	-16.33	68.2	43.3	31.78	9.9	33.11	184	317	P	H
		5944	57.3	-10.9	68.2	47.5	32.59	10.46	33.25	184	317	P	H
		11400	44.77	-29.23	74	50.61	39.7	15.86	61.4	100	0	P	H
		17100	48.5	-19.7	68.2	46.26	40.1	20.1	57.96	100	0	P	H
		5464	52.25	-15.95	68.2	43.7	31.76	9.9	33.11	198	246	P	V
		5866	57.41	-10.79	68.2	47.91	32.36	10.37	33.23	198	246	P	V
		11400	45.77	-28.23	74	51.61	39.7	15.86	61.4	100	0	P	V
		17100	47.84	-20.36	68.2	45.6	40.1	20.1	57.96	100	0	P	V
Remark	1. No other spurious found. 2. All results are PASS against Peak and Average limit line.												

Band 3 - 5470~5725MHz

WIFI 802.11ac VHT40 (Band Edge @ 3m)

WIFI Ant.	Note	Frequency	Level	Over Limit	Limit Line	Read Level	Antenna Factor	Path Loss	Preamp Factor	Ant Pos	Table Pos	Peak Avg.	Pol.
1		(MHz)	(dBμV/m)	(dB)	(dBμV/m)	(dBμV)	(dB/m)	(dB)	(dB)	(cm)	(deg)	(P/A)	(H/V)
802.11ac VHT40 CH 102 5510MHz		5458.96	63.57	-10.43	74	55.05	31.74	9.89	33.11	200	288	P	H
		5468.8	67.17	-1.03	68.2	58.6	31.78	9.9	33.11	200	288	P	H
		5458.72	50.89	-3.11	54	42.38	31.73	9.89	33.11	200	288	A	H
	*	5510	106.8	-	-	98.09	31.88	9.94	33.11	200	288	P	H
	*	5510	98.08	-	-	89.37	31.88	9.94	33.11	200	288	A	H
		5759.96	52.74	-15.46	68.2	43.57	32.12	10.24	33.19	200	288	P	H
		5459.92	64	-10	74	55.48	31.74	9.89	33.11	199	252	P	V
		5468.08	65.52	-2.68	68.2	56.96	31.77	9.9	33.11	199	252	P	V
		5458.96	51.6	-2.4	54	43.08	31.74	9.89	33.11	199	252	A	V
	*	5510	107.17	-	-	98.46	31.88	9.94	33.11	199	252	P	V
	*	5510	97.54	-	-	88.83	31.88	9.94	33.11	199	252	A	V
		5745.47	53.39	-14.81	68.2	44.27	32.09	10.22	33.19	199	252	P	V
802.11ac VHT40 CH 110 5550MHz		5456.32	65.33	-8.67	74	56.82	31.73	9.89	33.11	209	287	P	H
		5468.56	65.76	-2.44	68.2	57.2	31.77	9.9	33.11	209	287	P	H
		5458.48	52.47	-1.53	54	43.96	31.73	9.89	33.11	209	287	A	H
	*	5550	110.47	-	-	101.82	31.8	9.98	33.13	209	287	P	H
	*	5550	102.06	-	-	93.41	31.8	9.98	33.13	209	287	A	H
		5726.57	55.04	-13.16	68.2	45.97	32.05	10.2	33.18	209	287	P	H
		5451.76	61.18	-12.82	74	52.69	31.71	9.89	33.11	199	252	P	V
		5463.28	65.47	-2.73	68.2	56.93	31.75	9.9	33.11	199	252	P	V
		5458.24	51.95	-2.05	54	43.44	31.73	9.89	33.11	199	252	P	V
	*	5550	110.89	-	-	102.24	31.8	9.98	33.13	199	252	P	V
	*	5550	102.22	-	-	93.57	31.8	9.98	33.13	199	252	A	V
		5725.31	55.84	-12.36	68.2	46.77	32.05	10.2	33.18	199	252	P	V

802.11ac VHT40 CH 134 5670MHz		5444.15	52.21	-21.79	74	43.75	31.69	9.88	33.11	200	285	P	H
		5461.65	51.66	-16.54	68.2	43.12	31.75	9.9	33.11	200	285	P	H
		5439.25	43.78	-10.22	54	35.33	31.68	9.88	33.11	200	285	A	H
	*	5670	109.03	-	-	100.25	31.82	10.12	33.16	200	285	P	H
	*	5670	100.33	-	-	91.55	31.82	10.12	33.16	200	285	A	H
		5726.15	66.82	-1.38	68.2	57.75	32.05	10.2	33.18	200	285	P	H
		5436.45	51.11	-22.89	74	42.68	31.67	9.87	33.11	197	117	P	V
		5459.9	49.91	-24.09	74	41.39	31.74	9.89	33.11	197	117	P	V
		5441.35	42.93	-11.07	54	34.48	31.68	9.88	33.11	197	117	A	V
	*	5670	109.46	-	-	100.68	31.82	10.12	33.16	197	117	P	V
	*	5670	101.02	-	-	92.24	31.82	10.12	33.16	197	117	A	V
		5727.725	66.67	-1.53	68.2	57.59	32.06	10.2	33.18	197	117	P	V
Remark	1. No other spurious found. 2. All results are PASS against Peak and Average limit line.												

Band 3 - 5470~5725MHz

WIFI 802.11ac VHT40 (Harmonic @ 3m)

WIFI Ant.	Note	Frequency	Level	Over Limit	Limit Line	Read Level	Antenna Factor	Path Loss	Preamp Factor	Ant Pos	Table Pos	Peak Avg.	Pol.
1		(MHz)	(dBμV/m)	(dB)	(dBμV/m)	(dBμV)	(dB/m)	(dB)	(dB)	(cm)	(deg)	(P/A)	(H/V)
802.11ac VHT40 CH 102 5510MHz		11020	45.85	-28.15	74	51.69	39.92	15.64	61.4	100	0	P	H
		16530	44.67	-23.53	68.2	45.75	38.76	19.58	59.42	100	0	P	H
													H
													H
		11020	46.06	-27.94	74	51.9	39.92	15.64	61.4	100	0	P	V
		16530	45.1	-23.1	68.2	46.18	38.76	19.58	59.42	100	0	P	V
													V
													V
802.11ac VHT40 CH 110 5550MHz		5790	54.65	-13.55	68.2	45.38	32.18	10.29	33.2	209	287	P	H
		11100	44.88	-29.12	74	51	39.6	15.68	61.4	100	0	P	H
		16650	45.01	-23.19	68.2	45.4	39.05	19.69	59.13	100	0	P	H
													H
		5790	55.13	-13.07	68.2	45.86	32.18	10.29	33.2	199	252	P	V
		11100	44.45	-29.55	74	50.57	39.6	15.68	61.4	100	0	P	V
		16650	45.46	-22.74	68.2	45.85	39.05	19.69	59.13	100	0	P	V
													V
802.11ac VHT40 CH 134 5670MHz		5830	55.54	-12.66	68.2	46.17	32.26	10.33	33.22	200	285	P	H
		5910	55.07	-13.13	68.2	45.37	32.52	10.42	33.24	200	285	P	H
		11340	45.3	-28.7	74	51.3	39.58	15.82	61.4	100	0	P	H
		17010	47.09	-21.11	68.2	45.31	40.01	20.01	58.24	100	0	P	H
		5830	57.11	-11.09	68.2	47.74	32.26	10.33	33.22	197	117	P	V
		5910	55.02	-13.18	68.2	45.32	32.52	10.42	33.24	197	117	P	V
		11340	45.47	-28.53	74	51.47	39.58	15.82	61.4	100	0	P	V
		17010	47.48	-20.72	68.2	45.7	40.01	20.01	58.24	100	0	P	V
Remark	1. No other spurious found. 2. All results are PASS against Peak and Average limit line.												

Band 3 5470~5725MHz

WIFI 802.11ac VHT80 (Band Edge @ 3m)

WIFI Ant.	Note	Frequency	Level	Over Limit	Limit Line	Read Level	Antenna Factor	Path Loss	Preamp Factor	Ant Pos	Table Pos	Peak Avg.	Pol.
1		(MHz)	(dBμV/m)	(dB)	(dBμV/m)	(dBμV)	(dB/m)	(dB)	(dB)	(cm)	(deg)	(P/A)	(H/V)
802.11ac VHT80 CH 106 5530MHz		5457.04	61.84	-12.16	74	53.33	31.73	9.89	33.11	199	290	P	H
		5466.64	62.37	-5.83	68.2	53.81	31.77	9.9	33.11	199	290	P	H
		5459.92	51.32	-2.68	54	42.8	31.74	9.89	33.11	199	290	A	H
	*	5530	102.28	-	-	93.6	31.84	9.96	33.12	199	290	P	H
	*	5530	93.03	-	-	84.35	31.84	9.96	33.12	199	290	A	H
		5736.335	51.58	-16.62	68.2	42.49	32.07	10.21	33.19	199	290	P	H
		5454.4	57.85	-16.15	74	49.35	31.72	9.89	33.11	197	112	P	V
		5465.44	61.05	-7.15	68.2	52.5	31.76	9.9	33.11	197	112	P	V
		5451.52	47.26	-6.74	54	38.77	31.71	9.89	33.11	197	112	A	V
	*	5530	101.79	-	-	93.11	31.84	9.96	33.12	197	112	P	V
	*	5530	92.95	-	-	84.27	31.84	9.96	33.12	197	112	A	V
		5725.31	51.5	-16.7	68.2	42.43	32.05	10.2	33.18	197	112	P	V
802.11ac VHT80 CH 122 5610MHz		5444.85	61.45	-12.55	74	52.99	31.69	9.88	33.11	202	288	P	H
		5466.2	65.09	-3.11	68.2	56.54	31.76	9.9	33.11	202	288	P	H
		5458.5	52.46	-1.54	54	43.95	31.73	9.89	33.11	202	288	A	H
	*	5610	105.52	-	-	96.86	31.78	10.03	33.15	202	288	P	H
	*	5610	96.78	-	-	88.12	31.78	10.03	33.15	202	288	A	H
		5727.9	63.17	-5.03	68.2	54.09	32.06	10.2	33.18	202	288	P	H
		5458.5	61.82	-12.18	74	53.31	31.73	9.89	33.11	213	121	P	V
		5465.5	62.9	-5.3	68.2	54.35	31.76	9.9	33.11	213	121	P	V
		5458.5	50.18	-3.82	54	41.67	31.73	9.89	33.11	213	121	A	V
	*	5610	106.62	-	-	97.96	31.78	10.03	33.15	213	121	P	V
	*	5610	97.69	-	-	89.03	31.78	10.03	33.15	213	121	A	V
		5732.8	63.52	-4.68	68.2	54.42	32.07	10.21	33.18	213	121	P	V
Remark	1. No other spurious found. 2. All results are PASS against Peak and Average limit line.												

Band 3 5470~5725MHz

WIFI 802.11ac VHT80 (Harmonic @ 3m)

WIFI Ant.	Note	Frequency	Level	Over Limit	Limit Line	Read Level	Antenna Factor	Path Loss	Preamp Factor	Ant Pos	Table Pos	Peak Avg.	Pol.
1		(MHz)	(dBμV/m)	(dB)	(dBμV/m)	(dBμV)	(dB/m)	(dB)	(dB)	(cm)	(deg)	(P/A)	(H/V)
802.11ac VHT80 CH 106 5530MHz		11060	45.84	-28.16	74	51.82	39.76	15.66	61.4	100	0	P	H
		16590	45.29	-22.91	68.2	46.06	38.88	19.64	59.29	100	0	P	H
													H
													H
		11060	45.77	-28.23	74	51.75	39.76	15.66	61.4	100	0	P	V
		16590	45.19	-23.01	68.2	45.96	38.88	19.64	59.29	100	0	P	V
													V
													V
802.11ac VHT80 CH 122 5610MHz		11220	46.1	-27.9	74	52.33	39.42	15.75	61.4	100	0	P	H
		16830	47.22	-20.98	68.2	46.04	40.04	19.85	58.71	100	0	P	H
													H
													H
		11220	46.19	-27.81	74	52.42	39.42	15.75	61.4	100	0	P	V
		16830	45.82	-22.38	68.2	44.64	40.04	19.85	58.71	100	0	P	V
													V
													V
Remark	1. No other spurious found. 2. All results are PASS against Peak and Average limit line.												

Band 3 - Straddle Channel

WIFI 802.11a (Band Edge @ 3m)

WIFI	Note	Frequency	Level	Over	Limit	Read	Antenna	Path	Preamp	Ant	Table	Peak	Pol.
Ant.				Limit	Line	Level	Factor	Loss	Factor	Pos	Pos	Avg.	
1		(MHz)	(dBµV/m)	(dB)	(dBµV/m)	(dBµV)	(dB/m)	(dB)	(dB)	(cm)	(deg)	(P/A)	(H/V)
802.11a CH 144 5720MHz		5424.88	50.68	-23.32	74	42.28	31.65	9.86	33.11	199	287	P	H
		5461.93	48.81	-19.39	68.2	40.27	31.75	9.9	33.11	199	287	P	H
		5407.33	41.63	-12.37	54	33.28	31.61	9.85	33.11	199	287	A	H
	*	5720	113.35	-	-	104.3	32.04	10.19	33.18	199	287	P	H
	*	5720	105.25	-	-	96.2	32.04	10.19	33.18	199	287	A	H
		5876	59.39	-8.81	68.2	49.84	32.4	10.38	33.23	199	287	P	H
		5457.64	49.49	-24.51	74	40.98	31.73	9.89	33.11	185	119	P	V
		5466.61	49.08	-19.12	68.2	40.52	31.77	9.9	33.11	185	119	P	V
		5440.48	40.59	-13.41	54	32.14	31.68	9.88	33.11	185	119	A	V
	*	5720	113.41	-	-	104.36	32.04	10.19	33.18	185	119	P	V
	*	5720	105.45	-	-	96.4	32.04	10.19	33.18	185	119	A	V
		5884	59.08	-9.12	68.2	49.48	32.44	10.39	33.23	185	119	P	V
Remark	1. No other spurious found. 2. All results are PASS against Peak and Average limit line.												

Band 3 - Straddle Channel

WIFI 802.11a (Harmonic @ 3m)

WIFI Ant.	Note	Frequency	Level	Over Limit	Limit Line	Read Level	Antenna Factor	Path Loss	Preamp Factor	Ant Pos	Table Pos	Peak Avg.	Pol.
1		(MHz)	(dBμV/m)	(dB)	(dBμV/m)	(dBμV)	(dB/m)	(dB)	(dB)	(cm)	(deg)	(P/A)	(H/V)
802.11a CH 144 5720MHz		5968	58.69	-9.51	68.2	48.87	32.6	10.48	33.26	400	0	P	H
		11440	47.71	-26.29	74	53.53	39.7	15.88	61.4	100	0	P	H
		17160	50.4	-17.8	68.2	47.7	40.28	20.15	57.73	100	0	P	H
													H
		5968	60.08	-8.12	68.2	50.26	32.6	10.48	33.26	100	0	P	V
		11440	49.77	-24.23	74	55.59	39.7	15.88	61.4	100	0	P	V
		17160	50.39	-17.81	68.2	47.69	40.28	20.15	57.73	100	0	P	V
													V
Remark	1. No other spurious found. 2. All results are PASS against Peak and Average limit line.												

Band 3 - Straddle Channel

WIFI 802.11ac VHT20 (Band Edge @ 3m)

WIFI Ant.	Note	Frequency	Level	Over Limit	Limit Line	Read Level	Antenna Factor	Path Loss	Preamp Factor	Ant Pos	Table Pos	Peak Avg.	Pol.
1		(MHz)	(dBµV/m)	(dB)	(dBµV/m)	(dBµV)	(dB/m)	(dB)	(dB)	(cm)	(deg)	(P/A)	(H/V)
802.11ac VHT20 CH 144 5720MHz		5449.06	50.09	-23.91	74	41.62	31.7	9.88	33.11	200	287	P	H
		5460.76	48.36	-19.84	68.2	39.84	31.74	9.89	33.11	200	287	P	H
		5443.99	40.59	-13.41	54	32.13	31.69	9.88	33.11	200	287	A	H
	*	5720	113.23	-	-	104.18	32.04	10.19	33.18	200	287	P	H
	*	5720	104.74	-	-	95.69	32.04	10.19	33.18	200	287	A	H
		5878	56.53	-11.67	68.2	46.96	32.41	10.39	33.23	200	287	P	H
		5418.25	48.92	-25.08	74	40.53	31.64	9.86	33.11	185	119	P	V
		5470	48.38	-19.82	68.2	39.81	31.78	9.9	33.11	185	119	P	V
		5436.97	39.78	-14.22	54	31.35	31.67	9.87	33.11	185	119	A	V
	*	5725	113.56	-	-	104.49	32.05	10.2	33.18	185	119	P	V
	*	5725	105.25	-	-	96.18	32.05	10.2	33.18	185	119	A	V
		5877	58.37	-9.83	68.2	48.81	32.41	10.38	33.23	185	119	P	V
Remark	1. No other spurious found. 2. All results are PASS against Peak and Average limit line.												

Band 3 - Straddle Channel

WIFI 802.11ac VHT20 (Harmonic @ 3m)

WIFI Ant.	Note	Frequency	Level	Over Limit	Limit Line	Read Level	Antenna Factor	Path Loss	Preamp Factor	Ant Pos	Table Pos	Peak Avg.	Pol.
1		(MHz)	(dBμV/m)	(dB)	(dBμV/m)	(dBμV)	(dB/m)	(dB)	(dB)	(cm)	(deg)	(P/A)	(H/V)
802.11ac VHT20 CH 144 5720MHz		5968	58.72	-9.48	68.2	48.9	32.6	10.48	33.26	200	287	P	H
		11440	47.36	-26.64	74	53.18	39.7	15.88	61.4	100	0	P	H
		17160	49.87	-18.33	68.2	47.17	40.28	20.15	57.73	100	0	P	H
													H
		5968	58.27	-9.93	68.2	48.45	32.6	10.48	33.26	185	119	P	V
		11440	49.49	-24.51	74	55.31	39.7	15.88	61.4	100	0	P	V
		17160	48.58	-19.62	68.2	45.88	40.28	20.15	57.73	100	0	P	V
													V
Remark	1. No other spurious found. 2. All results are PASS against Peak and Average limit line.												

Band 3 - Straddle Channel

WIFI 802.11ac VHT40 (Band Edge @ 3m)

WIFI Ant.	Note	Frequency	Level	Over Limit	Limit Line	Read Level	Antenna Factor	Path Loss	Preamp Factor	Ant Pos	Table Pos	Peak Avg.	Pol.
1		(MHz)	(dBμV/m)	(dB)	(dBμV/m)	(dBμV)	(dB/m)	(dB)	(dB)	(cm)	(deg)	(P/A)	(H/V)
802.11ac VHT40 CH 142 5710MHz		5459.98	52.59	-21.41	74	44.07	31.74	9.89	33.11	198	288	P	H
		5460	52.59	-15.61	68.2	44.07	31.74	9.89	33.11	198	288	P	H
		5456.86	45.39	-8.61	54	36.88	31.73	9.89	33.11	198	288	A	H
	*	5710	111.04	-	-	102.03	32.02	10.17	33.18	198	288	P	H
	*	5710	102.42	-	-	93.41	32.02	10.17	33.18	198	288	A	H
		5858.75	58.27	-9.93	68.2	48.8	32.33	10.36	33.22	198	288	P	H
		5459.2	50.74	-23.26	74	42.22	31.74	9.89	33.11	207	119	P	V
		5466.61	52.08	-16.12	68.2	43.52	31.77	9.9	33.11	207	119	P	V
		5457.25	43.85	-10.15	54	35.34	31.73	9.89	33.11	207	119	A	V
	*	5710	111.79	-	-	102.78	32.02	10.17	33.18	207	119	P	V
	*	5710	102.92	-	-	93.91	32.02	10.17	33.18	207	119	A	V
		5865.25	57.38	-10.82	68.2	47.88	32.36	10.37	33.23	207	119	P	V
Remark	1. No other spurious found. 2. All results are PASS against Peak and Average limit line.												

Band 3 - Straddle Channel

WIFI 802.11ac VHT40 (Harmonic @ 3m)

WIFI Ant.	Note	Frequency	Level	Over Limit	Limit Line	Read Level	Antenna Factor	Path Loss	Preamp Factor	Ant Pos	Table Pos	Peak Avg.	Pol.
1		(MHz)	(dBμV/m)	(dB)	(dBμV/m)	(dBμV)	(dB/m)	(dB)	(dB)	(cm)	(deg)	(P/A)	(H/V)
802.11ac VHT40 CH 142 5710MHz		11420	46.39	-27.61	74	52.22	39.7	15.87	61.4	100	0	P	H
		17130	46.8	-21.4	68.2	44.34	40.19	20.12	57.85	100	0	P	H
													H
													H
		11420	47.13	-26.87	74	52.96	39.7	15.87	61.4	100	0	P	V
		17130	48.42	-19.78	68.2	45.96	40.19	20.12	57.85	100	0	P	V
													V
													V
Remark	1. No other spurious found. 2. All results are PASS against Peak and Average limit line.												

Band 3 - Straddle Channel

WIFI 802.11ac VHT80 (Band Edge @ 3m)

WIFI Ant.	Note	Frequency	Level	Over Limit	Limit Line	Read Level	Antenna Factor	Path Loss	Preamp Factor	Ant Pos	Table Pos	Peak Avg.	Pol.
1		(MHz)	(dBμV/m)	(dB)	(dBμV/m)	(dBμV)	(dB/m)	(dB)	(dB)	(cm)	(deg)	(P/A)	(H/V)
802.11ac VHT80 CH 138 5690MHz		5451.01	57.39	-16.61	74	48.91	31.7	9.89	33.11	198	288	P	H
		5460.37	60.89	-7.31	68.2	52.37	31.74	9.89	33.11	198	288	P	H
		5459.2	50.94	-3.06	54	42.42	31.74	9.89	33.11	198	288	P	H
	*	5690	107.82	-	-	98.9	31.94	10.15	33.17	198	288	P	H
	*	5690	98.78	-	-	89.86	31.94	10.15	33.17	198	288	A	H
		5868.1	61.24	-6.96	68.2	51.73	32.37	10.37	33.23	198	288	P	H
		5459.59	58.44	-15.56	74	49.92	31.74	9.89	33.11	207	118	P	V
		5468.17	59.18	-9.02	68.2	50.62	31.77	9.9	33.11	207	118	P	V
		5457.25	48.72	-5.28	54	40.21	31.73	9.89	33.11	207	118	A	V
	*	5690	108.42	-	-	99.5	31.94	10.15	33.17	207	118	P	V
	*	5690	99.72	-	-	90.8	31.94	10.15	33.17	207	118	A	V
		5850.7	63.27	-4.93	68.2	53.83	32.3	10.36	33.22	207	118	P	V
Remark	1. No other spurious found. 2. All results are PASS against Peak and Average limit line.												

Band 3 - Straddle Channel

WIFI 802.11ac VHT80 (Harmonic @ 3m)

WIFI Ant.	Note	Frequency	Level	Over Limit	Limit Line	Read Level	Antenna Factor	Path Loss	Preamp Factor	Ant Pos	Table Pos	Peak Avg.	Pol.
1		(MHz)	(dBμV/m)	(dB)	(dBμV/m)	(dBμV)	(dB/m)	(dB)	(dB)	(cm)	(deg)	(P/A)	(H/V)
802.11ac VHT80 CH 138 5690MHz		11380	46.15	-27.85	74	52.04	39.66	15.85	61.4	100	0	P	H
		17070	46.97	-21.23	68.2	44.9	40.07	20.07	58.07	100	0	P	H
													H
													H
		11380	45.33	-28.67	74	51.22	39.66	15.85	61.4	100	0	P	V
		17070	47.15	-21.05	68.2	45.08	40.07	20.07	58.07	100	0	P	V
													V
													V
Remark	1. No other spurious found. 2. All results are PASS against Peak and Average limit line.												

Band 2 - 5250~5350MHz

WIFI 802.11a (Band Edge @ 3m)

WIFI Ant. 1+2	Note	Frequency (MHz)	Level (dBμV/m)	Over Limit (dB)	Limit Line (dBμV/m)	Read Level (dBμV)	Antenna Factor (dB/m)	Path Loss (dB)	Preamp Factor (dB)	Ant Pos (cm)	Table Pos (deg)	Peak Avg. (P/A)	Pol. (H/V)
802.11a CH 52 5260MHz		5107.1	51.44	-22.56	74	43.13	31.81	9.62	33.12	204	288	P	H
		5106.76	44.7	-9.3	54	36.39	31.81	9.62	33.12	204	288	A	H
	*	5260	119.46	-	-	111.41	31.38	9.78	33.11	204	288	P	H
	*	5260	111.53	-	-	103.48	31.38	9.78	33.11	204	288	A	H
		5417.04	59.03	-14.97	74	50.65	31.63	9.86	33.11	204	288	P	H
		5416.08	50.72	-3.28	54	42.35	31.63	9.85	33.11	204	288	A	H
		5139.4	51.87	-22.13	74	43.44	31.88	9.67	33.12	216	317	P	V
		5103.36	44.74	-9.26	54	36.43	31.81	9.62	33.12	216	317	A	V
	*	5260	117.51	-	-	109.46	31.38	9.78	33.11	216	317	P	V
	*	5260	109.54	-	-	101.49	31.38	9.78	33.11	216	317	A	V
		5423.76	57.51	-16.49	74	49.11	31.65	9.86	33.11	216	317	P	V
		5423.76	48.96	-5.04	54	40.56	31.65	9.86	33.11	216	317	A	V
802.11a CH 60 5300MHz		5143.14	52.3	-21.7	74	43.86	31.89	9.67	33.12	215	287	P	H
		5136.68	44.85	-9.15	54	36.43	31.87	9.67	33.12	215	287	A	H
	*	5300	118.49	-	-	110.5	31.3	9.8	33.11	215	287	P	H
	*	5300	110.69	-	-	102.7	31.3	9.8	33.11	215	287	A	H
		5351.52	63.84	-10.16	74	55.82	31.31	9.82	33.11	215	287	P	H
		5350.8	52.6	-1.4	54	44.59	31.3	9.82	33.11	215	287	A	H
		5144.84	52.36	-21.64	74	43.91	31.89	9.68	33.12	273	314	P	V
		5143.48	43.92	-10.08	54	35.47	31.89	9.68	33.12	273	314	A	V
	*	5300	114.95	-	-	106.96	31.3	9.8	33.11	273	314	P	V
	*	5300	108.53	-	-	100.54	31.3	9.8	33.11	273	314	A	V
		5352.72	63.28	-10.72	74	55.25	31.32	9.82	33.11	273	314	P	V
		5373.6	50.75	-3.25	54	42.59	31.44	9.83	33.11	273	314	A	V

802.11a CH 64 5320MHz	*	5320	115.55	-	-	107.55	31.3	9.81	33.11	199	286	P	H
	*	5320	107.43	-	-	99.43	31.3	9.81	33.11	199	286	A	H
		5351.68	61.5	-12.5	74	53.48	31.31	9.82	33.11	199	286	P	H
		5351.36	52.98	-1.02	54	44.96	31.31	9.82	33.11	199	286	P	H
													H
													H
	*	5320	114.29	-	-	106.29	31.3	9.81	33.11	208	318	P	V
	*	5320	105.89	-	-	97.89	31.3	9.81	33.11	208	318	A	V
		5353.6	58.67	-15.33	74	50.64	31.32	9.82	33.11	208	318	P	V
		5350.08	49.63	-4.37	54	41.62	31.3	9.82	33.11	208	318	A	V
													V
													V
Remark	1. No other spurious found. 2. All results are PASS against Peak and Average limit line.												

Band 2 5250~5350MHz

WIFI 802.11a (Harmonic @ 3m)

WIFI Ant.	Note	Frequency	Level	Over Limit	Limit Line	Read Level	Antenna Factor	Path Loss	Preamp Factor	Ant Pos	Table Pos	Peak Avg.	Pol.
1+2		(MHz)	(dBμV/m)	(dB)	(dBμV/m)	(dBμV)	(dB/m)	(dB)	(dB)	(cm)	(deg)	(P/A)	(H/V)
802.11a CH 52 5260MHz		5560	58.69	-9.51	68.2	50.04	31.8	9.98	33.13	204	288	P	H
		10520	53.24	-14.96	68.2	59.2	39.7	15.35	61.01	100	0	P	H
		15780	55.06	-18.94	74	58.86	37.58	19	60.38	100	99	P	H
		15780	43.33	-10.67	54	47.13	37.58	19	60.38	100	99	A	H
		5560	58.38	-9.82	68.2	49.73	31.8	9.98	33.13	216	317	P	V
		10520	53.2	-15	68.2	59.16	39.7	15.35	61.01	100	0	P	V
		15780	57.13	-16.87	74	60.93	37.58	19	60.38	100	48	P	V
		15780	46.18	-7.82	54	49.98	37.58	19	60.38	100	48	A	V
802.11a CH 60 5300MHz		5602	59.31	-8.89	68.2	50.63	31.8	10.02	33.14	215	287	P	H
		10600	54.33	-19.67	74	60.31	39.7	15.4	61.08	172	332	P	H
		10600	44.92	-9.08	54	50.9	39.7	15.4	61.08	172	332	A	H
		15900	49.7	-24.3	74	53.73	37.2	19.05	60.28	100	0	P	H
		5602	57.83	-10.37	68.2	49.15	31.8	10.02	33.14	273	314	P	V
		10600	57.79	-16.21	74	63.77	39.7	15.4	61.08	254	321	P	V
		10600	47.95	-6.05	54	53.93	39.7	15.4	61.08	254	321	A	V
		15900	52.54	-21.46	74	56.57	37.2	19.05	60.28	100	47	P	V
802.11a CH 64 5320MHz		5488	56.59	-11.61	68.2	47.93	31.85	9.92	33.11	199	286	P	H
		10640	47.12	-26.88	74	53.15	39.66	15.42	61.11	100	0	P	H
		15960	43.87	-30.13	74	48	37.02	19.08	60.23	100	0	P	H
													H
		5620	56.74	-11.46	68.2	48.08	31.76	10.05	33.15	208	318	P	V
		10640	49.36	-24.64	74	55.39	39.66	15.42	61.11	100	0	P	V
		15960	43.53	-30.47	74	47.66	37.02	19.08	60.23	100	0	P	V
													V
Remark	1. No other spurious found. 2. All results are PASS against Peak and Average limit line.												

Band 2 5250~5350MHz

WIFI 802.11ac VHT20 (Band Edge @ 3m)

WIFI Ant.	Note	Frequency	Level	Over Limit	Limit Line	Read Level	Antenna Factor	Path Loss	Preamp Factor	Ant Pos	Table Pos	Peak Avg.	Pol.
1+2		(MHz)	(dBµV/m)	(dB)	(dBµV/m)	(dBµV)	(dB/m)	(dB)	(dB)	(cm)	(deg)	(P/A)	(H/V)
802.11ac VHT20 CH 52 5260MHz		5140.42	51.9	-22.1	74	43.47	31.88	9.67	33.12	204	288	P	H
		5106.08	43.19	-10.81	54	34.88	31.81	9.62	33.12	204	288	A	H
	*	5260	118	-	-	109.95	31.38	9.78	33.11	204	288	P	H
	*	5260	110.28	-	-	102.23	31.38	9.78	33.11	204	288	A	H
		5360.16	59.43	-14.57	74	51.36	31.36	9.82	33.11	204	288	P	H
		5415.84	49.22	-4.78	54	40.85	31.63	9.85	33.11	204	288	A	H
		5104.38	51.88	-22.12	74	43.57	31.81	9.62	33.12	216	317	P	V
		5104.38	43.53	-10.47	54	35.22	31.81	9.62	33.12	216	317	A	V
	*	5260	116.65	-	-	108.6	31.38	9.78	33.11	216	317	P	V
	*	5260	108.43	-	-	100.38	31.38	9.78	33.11	216	317	A	V
		5416.56	55.79	-18.21	74	47.42	31.63	9.85	33.11	216	317	P	V
		5424.24	47.93	-6.07	54	39.53	31.65	9.86	33.11	216	317	A	V
802.11ac VHT20 CH 60 5300MHz		5138.72	52	-22	74	43.57	31.88	9.67	33.12	215	287	P	H
		5143.48	43.67	-10.33	54	35.22	31.89	9.68	33.12	215	287	A	H
	*	5300	117.44	-	-	109.45	31.3	9.8	33.11	215	287	P	H
	*	5300	109.76	-	-	101.77	31.3	9.8	33.11	215	287	A	H
		5356.08	66.22	-7.78	74	58.17	31.34	9.82	33.11	215	287	P	H
		5351.04	52.3	-1.7	54	44.28	31.31	9.82	33.11	215	287	A	H
		5136.34	50.9	-23.1	74	42.49	31.87	9.66	33.12	273	314	P	V
		5144.5	42.96	-11.04	54	34.51	31.89	9.68	33.12	273	314	A	V
	*	5300	116.86	-	-	108.87	31.3	9.8	33.11	273	314	P	V
	*	5300	108.79	-	-	100.8	31.3	9.8	33.11	273	314	A	V
		5352	61.41	-12.59	74	53.39	31.31	9.82	33.11	273	314	P	V
		5350.08	51.35	-2.65	54	43.34	31.3	9.82	33.11	273	314	A	V

802.11ac VHT20 CH 64 5320MHz	*	5320	114.69	-	-	106.69	31.3	9.81	33.11	199	286	P	H
	*	5320	106.84	-	-	98.84	31.3	9.81	33.11	199	286	A	H
		5350.72	65.8	-8.2	74	57.79	31.3	9.82	33.11	199	286	P	H
		5351.04	52.97	-1.03	54	44.95	31.31	9.82	33.11	199	286	A	H
													H
													H
	*	5320	113.89	-	-	105.89	31.3	9.81	33.11	208	318	P	V
	*	5320	105.19	-	-	97.19	31.3	9.81	33.11	208	318	A	V
		5352.16	65.85	-8.15	74	57.83	31.31	9.82	33.11	208	318	P	V
		5350.08	52.18	-1.82	54	44.17	31.3	9.82	33.11	208	318	A	V
													V
													V
Remark	1. No other spurious found. 2. All results are PASS against Peak and Average limit line.												

Band 2 5250~5350MHz

WIFI 802.11ac VHT20 (Harmonic @ 3m)

WIFI Ant.	Note	Frequency	Level	Over Limit	Limit Line	Read Level	Antenna Factor	Path Loss	Preamp Factor	Ant Pos	Table Pos	Peak Avg.	Pol.
1+2		(MHz)	(dBμV/m)	(dB)	(dBμV/m)	(dBμV)	(dB/m)	(dB)	(dB)	(cm)	(deg)	(P/A)	(H/V)
802.11ac VHT20 CH 52 5260MHz		5560	57.38	-10.82	68.2	48.73	31.8	9.98	33.13	204	288	P	H
		10520	53.96	-14.24	68.2	59.92	39.7	15.35	61.01	100	0	P	H
		15780	53.99	-20.01	74	57.79	37.58	19	60.38	100	98	P	H
		15780	42.9	-11.1	54	46.7	37.58	19	60.38	100	98	A	H
		5560	57.11	-11.09	68.2	48.46	31.8	9.98	33.13	216	317	P	V
		10520	55.5	-12.7	68.2	61.46	39.7	15.35	61.01	100	0	P	V
		15780	56.26	-17.74	74	60.06	37.58	19	60.38	100	48	P	V
		15780	45.83	-8.17	54	49.63	37.58	19	60.38	100	48	A	V
802.11ac VHT20 CH 60 5300MHz		5464	59.41	-8.79	68.2	50.86	31.76	9.9	33.11	215	287	P	H
		10600	54.24	-19.76	74	60.22	39.7	15.4	61.08	180	311	P	H
		10600	44.33	-9.67	54	50.31	39.7	15.4	61.08	180	311	A	H
		15900	48.38	-25.62	74	52.41	37.2	19.05	60.28	100	0	P	H
		5602	57.72	-10.48	68.2	49.04	31.8	10.02	33.14	273	314	P	V
		10600	57.32	-16.68	74	63.3	39.7	15.4	61.08	248	318	P	V
		10600	47.52	-6.48	54	53.5	39.7	15.4	61.08	248	318	A	V
		15900	48.19	-25.81	74	52.22	37.2	19.05	60.28	100	0	P	V
802.11ac VHT20 CH 64 5320MHz		5488	56.77	-11.43	68.2	48.11	31.85	9.92	33.11	199	286	P	H
		10640	47.31	-26.69	74	53.34	39.66	15.42	61.11	100	0	P	H
		15960	44.34	-29.66	74	48.47	37.02	19.08	60.23	100	0	P	H
													H
		5620	55.51	-12.69	68.2	46.85	31.76	10.05	33.15	208	318	P	V
		10640	49.54	-24.46	74	55.57	39.66	15.42	61.11	100	0	P	V
		15960	44.54	-29.46	74	48.67	37.02	19.08	60.23	100	0	P	V
													V
Remark	1. No other spurious found. 2. All results are PASS against Peak and Average limit line.												

Band 2 5250~5350MHz

WIFI 802.11ac VHT40 (Band Edge @ 3m)

WIFI Ant.	Note	Frequency	Level	Over Limit	Limit Line	Read Level	Antenna Factor	Path Loss	Preamp Factor	Ant Pos	Table Pos	Peak Avg.	Pol.
1+2		(MHz)	(dBμV/m)	(dB)	(dBμV/m)	(dBμV)	(dB/m)	(dB)	(dB)	(cm)	(deg)	(P/A)	(H/V)
802.11ac VHT40 CH 54 5270MHz		5126.48	53.65	-20.35	74	45.27	31.85	9.65	33.12	207	288	P	H
		5118.32	46.68	-7.32	54	38.32	31.84	9.64	33.12	207	288	A	H
	*	5270	113.36	-	-	105.32	31.36	9.79	33.11	207	288	P	H
	*	5270	104.83	-	-	96.79	31.36	9.79	33.11	207	288	A	H
		5353.44	61.86	-12.14	74	53.83	31.32	9.82	33.11	207	288	P	H
		5423.04	52.67	-1.33	54	44.27	31.65	9.86	33.11	207	288	A	H
		5116.96	54.14	-19.86	74	45.79	31.83	9.64	33.12	241	316	P	V
		5121.72	46.29	-7.71	54	37.93	31.84	9.64	33.12	241	316	A	V
	*	5270	111.51	-	-	103.47	31.36	9.79	33.11	241	316	P	V
	*	5270	103.93	-	-	95.89	31.36	9.79	33.11	241	316	A	V
		5418.96	58.55	-15.45	74	50.16	31.64	9.86	33.11	241	316	P	V
		5434.32	51.51	-2.49	54	43.08	31.67	9.87	33.11	241	316	A	V
802.11ac VHT40 CH 62 5310MHz		5133.62	50.56	-23.44	74	42.15	31.87	9.66	33.12	203	287	P	H
		5143.14	43.24	-10.76	54	34.8	31.89	9.67	33.12	203	287	A	H
	*	5310	108.88	-	-	100.89	31.3	9.8	33.11	203	287	P	H
	*	5310	100.29	-	-	92.3	31.3	9.8	33.11	203	287	A	H
		5362.56	59.81	-14.19	74	51.71	31.38	9.83	33.11	203	287	P	H
		5350.32	52.49	-1.51	54	44.48	31.3	9.82	33.11	203	287	A	H
		5123.76	50.64	-23.36	74	42.26	31.85	9.65	33.12	235	314	P	V
		5144.16	43.18	-10.82	54	34.73	31.89	9.68	33.12	235	314	A	V
	*	5310	107.74	-	-	99.75	31.3	9.8	33.11	235	314	P	V
	*	5310	99.49	-	-	91.5	31.3	9.8	33.11	235	314	A	V
		5351.52	63.03	-10.97	74	55.01	31.31	9.82	33.11	235	314	P	V
		5353.92	51.8	-2.2	54	43.77	31.32	9.82	33.11	235	314	A	V
Remark	1. No other spurious found. 2. All results are PASS against Peak and Average limit line.												

Band 2 5250~5350MHz

WIFI 802.11ac VHT40 (Harmonic @ 3m)

WIFI Ant.	Note	Frequency	Level	Over Limit	Limit Line	Read Level	Antenna Factor	Path Loss	Preamp Factor	Ant Pos	Table Pos	Peak Avg.	Pol.
1+2		(MHz)	(dBμV/m)	(dB)	(dBμV/m)	(dBμV)	(dB/m)	(dB)	(dB)	(cm)	(deg)	(P/A)	(H/V)
802.11ac VHT40 CH 54 5270MHz		5518	56.95	-11.25	68.2	48.26	31.86	9.95	33.12	207	288	P	H
		10540	48.26	-19.94	68.2	54.22	39.7	15.37	61.03	100	0	P	H
		15810	44.58	-29.42	74	48.36	37.56	19.01	60.35	100	0	P	H
													H
		5506	57.39	-10.81	68.2	48.67	31.89	9.94	33.11	241	316	P	V
		10540	49.68	-18.52	68.2	55.64	39.7	15.37	61.03	100	0	P	V
		15810	45.86	-28.14	74	49.64	37.56	19.01	60.35	100	0	P	V
													V
802.11ac VHT40 CH 62 5310MHz		5470	58.59	-9.61	68.2	50.02	31.78	9.9	33.11	203	287	P	H
		10620	45.24	-28.76	74	51.25	39.68	15.41	61.1	100	0	P	H
		15930	44.4	-29.6	74	48.49	37.11	19.06	60.26	100	0	P	H
													H
		5536	55.72	-12.48	68.2	47.05	31.83	9.96	33.12	235	314	P	V
		10620	46.35	-27.65	74	52.36	39.68	15.41	61.1	100	0	P	V
		15930	43.83	-30.17	74	47.92	37.11	19.06	60.26	100	0	P	V
													V
Remark	1. No other spurious found. 2. All results are PASS against Peak and Average limit line.												

Band 2 5250~5350MHz

WIFI 802.11ac VHT80 (Band Edge @ 3m)

WIFI Ant.	Note	Frequency	Level	Over Limit	Limit Line	Read Level	Antenna Factor	Path Loss	Preamp Factor	Ant Pos	Table Pos	Peak Avg.	Pol.
1+2		(MHz)	(dBμV/m)	(dB)	(dBμV/m)	(dBμV)	(dB/m)	(dB)	(dB)	(cm)	(deg)	(P/A)	(H/V)
802.11ac VHT80 CH 58 5290MHz		5118.5	51.54	-22.46	74	43.18	31.84	9.64	33.12	200	289	P	H
		5142.8	43.2	-10.8	54	34.76	31.89	9.67	33.12	200	289	A	H
	*	5290	104.6	-	-	96.59	31.32	9.8	33.11	200	289	P	H
	*	5290	96.36	-	-	88.35	31.32	9.8	33.11	200	289	A	H
		5360.88	64.43	-9.57	74	56.35	31.37	9.82	33.11	200	289	P	H
		5353.44	52	-2	54	43.97	31.32	9.82	33.11	200	289	P	H
		5144	51.71	-22.29	74	43.26	31.89	9.68	33.12	226	311	P	V
		5144.3	43.54	-10.46	54	35.09	31.89	9.68	33.12	226	311	A	V
	*	5290	104.24	-	-	96.23	31.32	9.8	33.11	226	311	P	V
	*	5290	95.98	-	-	87.97	31.32	9.8	33.11	226	311	A	V
		5369.28	59.59	-14.41	74	51.45	31.42	9.83	33.11	226	311	P	V
		5351.28	51.22	-2.78	54	43.2	31.31	9.82	33.11	226	311	A	V
Remark	1. No other spurious found. 2. All results are PASS against Peak and Average limit line.												

Band 2 5250~5350MHz

WIFI 802.11ac VHT80 (Harmonic @ 3m)

WIFI Ant.	Note	Frequency	Level	Over Limit	Limit Line	Read Level	Antenna Factor	Path Loss	Preamp Factor	Ant Pos	Table Pos	Peak Avg.	Pol.
1+2		(MHz)	(dBμV/m)	(dB)	(dBμV/m)	(dBμV)	(dB/m)	(dB)	(dB)	(cm)	(deg)	(P/A)	(H/V)
802.11ac VHT80 CH 58 5290MHz		10580	45.31	-22.89	68.2	51.29	39.7	15.39	61.07	100	0	P	H
		15870	43.44	-30.56	74	47.38	37.32	19.04	60.3	100	0	P	H
													H
													H
		10580	45.05	-23.15	68.2	51.03	39.7	15.39	61.07	100	0	P	V
		15870	44.05	-29.95	74	47.99	37.32	19.04	60.3	100	0	P	V
													V
													V
Remark	1. No other spurious found. 2. All results are PASS against Peak and Average limit line.												

Band 3 - 5470~5725MHz

WIFI 802.11a (Band Edge @ 3m)

WIFI Ant. 1+2	Note	Frequency (MHz)	Level (dBμV/m)	Over Limit (dB)	Limit Line (dBμV/m)	Read Level (dBμV)	Antenna Factor (dB/m)	Path Loss (dB)	Preamp Factor (dB)	Ant Pos (cm)	Table Pos (deg)	Peak Avg. (P/A)	Pol. (H/V)
802.11a CH 100 5500MHz		5459.98	60.4	-13.6	74	51.88	31.74	9.89	33.11	204	281	P	H
		5469.84	64.96	-3.24	68.2	56.39	31.78	9.9	33.11	204	281	P	H
		5426	48.61	-5.39	54	40.21	31.65	9.86	33.11	204	281	A	H
	*	5500	114.56	-	-	105.84	31.9	9.93	33.11	204	281	P	H
	*	5500	106.58	-	-	97.86	31.9	9.93	33.11	204	281	A	H
													H
		5459.12	56.13	-17.87	74	47.61	31.74	9.89	33.11	224	305	P	V
		5468.72	65.85	-2.35	68.2	57.29	31.77	9.9	33.11	224	305	P	V
		5427.6	47.55	-6.45	54	39.14	31.66	9.86	33.11	224	305	A	V
	*	5500	114.31	-	-	105.59	31.9	9.93	33.11	224	305	P	V
	*	5500	106.63	-	-	97.91	31.9	9.93	33.11	224	305	A	V
													V
802.11a CH 116 5580MHz		5425.36	58.17	-15.83	74	49.77	31.65	9.86	33.11	204	279	P	H
		5465.68	52.63	-15.57	68.2	44.08	31.76	9.9	33.11	204	279	P	H
		5425.84	51.17	-2.83	54	42.77	31.65	9.86	33.11	204	279	A	H
	*	5580	116.97	-	-	108.31	31.8	10	33.14	204	279	P	H
	*	5580	109.47	-	-	100.81	31.8	10	33.14	204	279	A	H
		5736.02	61.14	-7.06	68.2	52.05	32.07	10.21	33.19	204	279	P	H
		5417.92	57.43	-16.57	74	49.04	31.64	9.86	33.11	218	302	P	V
		5462.32	51.81	-16.39	68.2	43.27	31.75	9.9	33.11	218	302	P	V
		5422.96	50.08	-3.92	54	41.68	31.65	9.86	33.11	218	302	A	V
	*	5580	118.87	-	-	110.21	31.8	10	33.14	218	302	P	V
	*	5580	111.07	-	-	102.41	31.8	10	33.14	218	302	A	V
		5732.555	64.2	-4	68.2	55.1	32.07	10.21	33.18	218	302	P	V

802.11a CH 140 5700MHz	*	5700	111.69	-	-	102.7	32	10.16	33.17	214	282	P	H
	*	5700	102.59	-	-	93.6	32	10.16	33.17	214	282	A	H
		5726.12	63.4	-4.8	68.2	54.33	32.05	10.2	33.18	214	282	P	H
													H
													H
													H
	*	5700	113.07	-	-	104.08	32	10.16	33.17	221	301	P	V
	*	5700	104.86	-	-	95.87	32	10.16	33.17	221	301	A	V
		5727.24	66.31	-1.89	68.2	57.24	32.05	10.2	33.18	221	301	P	V
													V
													V
													V
Remark	1. No other spurious found. 2. All results are PASS against Peak and Average limit line.												

Band 3 - 5470~5725MHz

WIFI 802.11a (Harmonic @ 3m)

WIFI Ant.	Note	Frequency	Level	Over Limit	Limit Line	Read Level	Antenna Factor	Path Loss	Preamp Factor	Ant Pos	Table Pos	Peak Avg.	Pol.
1+2		(MHz)	(dBμV/m)	(dB)	(dBμV/m)	(dBμV)	(dB/m)	(dB)	(dB)	(cm)	(deg)	(P/A)	(H/V)
802.11a CH 100 5500MHz		5344	55.41	-12.79	68.2	47.4	31.3	9.82	33.11	204	281	P	H
		5734	58.28	-9.92	68.2	49.18	32.07	10.21	33.18	204	281	P	H
		11000	46.26	-27.74	74	52.04	40	15.62	61.4	100	0	P	H
		16500	44.78	-23.42	68.2	46.03	38.7	19.55	59.5	100	0	P	H
		5344	53.82	-14.38	68.2	45.81	31.3	9.82	33.11	224	305	P	V
		5740	61.98	-6.22	68.2	52.87	32.08	10.22	33.19	224	305	P	V
		11000	48.75	-25.25	74	54.53	40	15.62	61.4	100	0	P	V
		16500	46.23	-21.97	68.2	47.48	38.7	19.55	59.5	100	0	P	V
802.11a CH 116 5580MHz		5338	57.85	-10.35	68.2	49.84	31.3	9.82	33.11	204	279	P	H
		5806	63.27	-4.93	68.2	53.96	32.21	10.31	33.21	204	279	P	H
		11160	49.92	-24.08	74	56.12	39.48	15.72	61.4	100	0	P	H
		16740	47.48	-20.72	68.2	47.07	39.56	19.77	58.92	100	0	P	H
		5818	63.22	-4.98	68.2	53.87	32.24	10.32	33.21	100	0	P	V
		11160	52.56	-21.44	74	58.76	39.48	15.72	61.4	236	5	P	V
		11160	43.42	-10.58	54	49.62	39.48	15.72	61.4	236	5	A	V
		16740	48.12	-20.08	68.2	47.71	39.56	19.77	58.92	100	0	P	V
802.11a CH 140 5700MHz		5854	57.07	-11.13	68.2	47.61	32.32	10.36	33.22	214	282	P	H
		5944	56.4	-11.8	68.2	46.6	32.59	10.46	33.25	214	282	P	H
		11400	45.91	-28.09	74	51.75	39.7	15.86	61.4	100	0	P	H
		17100	45.23	-22.97	68.2	42.99	40.1	20.1	57.96	100	0	P	H
		5866	59.04	-9.16	68.2	49.54	32.36	10.37	33.23	221	301	P	V
		5944	59.17	-9.03	68.2	49.37	32.59	10.46	33.25	221	301	P	V
		11400	46.7	-27.3	74	52.54	39.7	15.86	61.4	100	0	P	V
		17100	47	-21.2	68.2	44.76	40.1	20.1	57.96	100	0	P	V
Remark	1. No other spurious found. 2. All results are PASS against Peak and Average limit line.												

Band 3 - 5470~5725MHz

WIFI 802.11ac VHT20 (Band Edge @ 3m)

WIFI Ant.	Note	Frequency	Level	Over Limit	Limit Line	Read Level	Antenna Factor	Path Loss	Preamp Factor	Ant Pos	Table Pos	Peak Avg.	Pol.
1+2		(MHz)	(dBµV/m)	(dB)	(dBµV/m)	(dBµV)	(dB/m)	(dB)	(dB)	(cm)	(deg)	(P/A)	(H/V)
802.11ac VHT20 CH 100 5500MHz		5458	59.39	-14.61	74	50.88	31.73	9.89	33.11	204	281	P	H
		5468.08	66.35	-1.85	68.2	57.79	31.77	9.9	33.11	204	281	P	H
		5425.36	47.14	-6.86	54	38.74	31.65	9.86	33.11	204	281	A	H
	*	5500	112.92	-	-	104.2	31.9	9.93	33.11	204	281	P	H
	*	5500	105.02	-	-	96.3	31.9	9.93	33.11	204	281	A	H
													H
		5458.32	56.23	-17.77	74	47.72	31.73	9.89	33.11	268	310	P	V
		5467.28	66.16	-2.04	68.2	57.6	31.77	9.9	33.11	268	310	P	V
		5426.48	45.99	-8.01	54	37.59	31.65	9.86	33.11	268	310	A	V
	*	5500	113.62	-	-	104.9	31.9	9.93	33.11	268	310	P	V
	*	5500	105.32	-	-	96.6	31.9	9.93	33.11	268	310	A	V
													V
802.11ac VHT20 CH 116 5580MHz		5417.68	57.59	-16.41	74	49.2	31.64	9.86	33.11	204	279	P	H
		5469.04	52.97	-15.23	68.2	44.4	31.78	9.9	33.11	204	279	P	H
		5425.36	50.46	-3.54	54	42.06	31.65	9.86	33.11	204	279	A	H
	*	5580	116.47	-	-	107.81	31.8	10	33.14	204	279	P	H
	*	5580	106.27	-	-	97.61	31.8	10	33.14	204	279	A	H
		5737.28	60.5	-7.7	68.2	51.41	32.07	10.21	33.19	204	279	P	H
		5416.72	56.84	-17.16	74	48.46	31.63	9.86	33.11	218	302	P	V
		5469.04	52.79	-15.41	68.2	44.22	31.78	9.9	33.11	218	302	P	V
		5423.92	49.55	-4.45	54	41.15	31.65	9.86	33.11	218	302	A	V
	*	5580	118.14	-	-	109.48	31.8	10	33.14	218	302	P	V
	*	5580	110.06	-	-	101.4	31.8	10	33.14	218	302	A	V
		5746.415	63.65	-4.55	68.2	54.53	32.09	10.22	33.19	218	302	P	V

	*	5700	110.69	-	-	101.7	32	10.16	33.17	214	282	P	H
	*	5700	101.59	-	-	92.6	32	10.16	33.17	214	282	A	H
		5725	64.88	-3.32	68.2	55.81	32.05	10.2	33.18	214	282	P	H
													H
802.11ac													H
VHT20													H
CH 140	*	5700	113.09	-	-	104.1	32	10.16	33.17	221	301	P	V
5700MHz	*	5700	103.96	-	-	94.97	32	10.16	33.17	221	301	A	V
		5728.44	66.35	-1.85	68.2	57.27	32.06	10.2	33.18	221	301	P	V
													V
													V
													V
Remark	1. No other spurious found. 2. All results are PASS against Peak and Average limit line.												

Band 3 - 5470~5725MHz

WIFI 802.11ac VHT20 (Harmonic @ 3m)

WIFI Ant.	Note	Frequency	Level	Over Limit	Limit Line	Read Level	Antenna Factor	Path Loss	Preamp Factor	Ant Pos	Table Pos	Peak Avg.	Pol.
1+2		(MHz)	(dBμV/m)	(dB)	(dBμV/m)	(dBμV)	(dB/m)	(dB)	(dB)	(cm)	(deg)	(P/A)	(H/V)
802.11ac VHT20 CH 100 5500MHz		5338	54.85	-13.35	68.2	46.84	31.3	9.82	33.11	204	281	P	H
		5734	59.41	-8.79	68.2	50.31	32.07	10.21	33.18	204	281	P	H
		11000	46.66	-27.34	74	52.44	40	15.62	61.4	100	0	P	H
		16500	44.4	-23.8	68.2	45.65	38.7	19.55	59.5	100	0	P	H
		5344	52.92	-15.28	68.2	44.91	31.3	9.82	33.11	268	310	P	V
		5740	61.1	-7.1	68.2	51.99	32.08	10.22	33.19	268	310	P	V
		11000	47.75	-26.25	74	53.53	40	15.62	61.4	100	0	P	V
		16500	46.04	-22.16	68.2	47.29	38.7	19.55	59.5	100	0	P	V
802.11ac VHT20 CH 116 5580MHz		5818	62.32	-5.88	68.2	52.97	32.24	10.32	33.21	204	279	P	H
		11160	52.25	-21.75	74	58.45	39.48	15.72	61.4	107	360	P	H
		11160	42.3	-11.7	54	48.5	39.48	15.72	61.4	107	360	A	H
		16740	47.07	-21.13	68.2	46.66	39.56	19.77	58.92	100	0	P	H
		5344	54.87	-13.33	68.2	46.86	31.3	9.82	33.11	218	302	P	V
		5818	64.31	-3.89	68.2	54.96	32.24	10.32	33.21	218	302	P	V
		11160	49.83	-24.17	74	56.03	39.48	15.72	61.4	100	0	P	V
		16740	48.84	-19.36	68.2	48.43	39.56	19.77	58.92	100	0	P	V
802.11ac VHT20 CH 140 5700MHz		5866	56.82	-11.38	68.2	47.32	32.36	10.37	33.23	214	282	P	H
		5944	56.19	-12.01	68.2	46.39	32.59	10.46	33.25	214	282	P	H
		11400	46.85	-27.15	74	52.69	39.7	15.86	61.4	100	0	P	H
		17100	45.93	-22.27	68.2	43.69	40.1	20.1	57.96	100	0	P	H
		5854	57.57	-10.63	68.2	48.11	32.32	10.36	33.22	221	301	P	V
		5944	58.88	-9.32	68.2	49.08	32.59	10.46	33.25	221	301	P	V
		11400	46.53	-27.47	74	52.37	39.7	15.86	61.4	100	0	P	V
		17100	47.02	-21.18	68.2	44.78	40.1	20.1	57.96	100	0	P	V
Remark	1. No other spurious found. 2. All results are PASS against Peak and Average limit line.												

Band 3 - 5470~5725MHz

WIFI 802.11ac VHT40 (Band Edge @ 3m)

WIFI Ant.	Note	Frequency	Level	Over Limit	Limit Line	Read Level	Antenna Factor	Path Loss	Preamp Factor	Ant Pos	Table Pos	Peak Avg.	Pol.
1+2		(MHz)	(dBμV/m)	(dB)	(dBμV/m)	(dBμV)	(dB/m)	(dB)	(dB)	(cm)	(deg)	(P/A)	(H/V)
802.11ac VHT40 CH 102 5510MHz		5455.36	65.69	-8.31	74	57.19	31.72	9.89	33.11	202	280	P	H
		5468.8	65.18	-3.02	68.2	56.61	31.78	9.9	33.11	202	280	P	H
		5459.44	52.4	-1.6	54	43.88	31.74	9.89	33.11	202	280	A	H
	*	5510	108.57	-	-	99.86	31.88	9.94	33.11	202	280	P	H
	*	5510	100.61	-	-	91.9	31.88	9.94	33.11	202	280	A	H
		5755.865	54.79	-13.41	68.2	45.63	32.11	10.24	33.19	202	280	P	H
		5458.24	63.41	-10.59	74	54.9	31.73	9.89	33.11	239	303	P	V
		5468.08	66.15	-2.05	68.2	57.59	31.77	9.9	33.11	239	303	P	V
		5458.96	51.84	-2.16	54	43.32	31.74	9.89	33.11	239	303	A	V
	*	5510	110.45	-	-	101.74	31.88	9.94	33.11	239	303	P	V
	*	5510	101.44	-	-	92.73	31.88	9.94	33.11	239	303	A	V
		5736.65	55.38	-12.82	68.2	46.29	32.07	10.21	33.19	239	303	P	V
802.11ac VHT40 CH 110 5550MHz		5457.52	61.52	-12.48	74	53.01	31.73	9.89	33.11	210	279	P	H
		5468.08	66.83	-1.37	68.2	58.27	31.77	9.9	33.11	210	279	P	H
		5459.92	50.36	-3.64	54	41.84	31.74	9.89	33.11	210	279	A	H
	*	5550	112.55	-	-	103.9	31.8	9.98	33.13	210	279	P	H
	*	5550	104.84	-	-	96.19	31.8	9.98	33.13	210	279	A	H
		5725.31	56.76	-11.44	68.2	47.69	32.05	10.2	33.18	210	279	P	H
		5457.04	63.46	-10.54	74	54.95	31.73	9.89	33.11	236	306	P	V
		5469.04	62.49	-5.71	68.2	53.92	31.78	9.9	33.11	236	306	P	V
		5456.8	50.84	-3.16	54	42.33	31.73	9.89	33.11	236	306	A	V
	*	5550	112.85	-	-	104.2	31.8	9.98	33.13	236	306	P	V
	*	5550	105.33	-	-	96.68	31.8	9.98	33.13	236	306	A	V
		5726.885	59.11	-9.09	68.2	50.04	32.05	10.2	33.18	236	306	P	V

802.11ac VHT40 CH 134 5670MHz		5435.4	51.62	-22.38	74	43.19	31.67	9.87	33.11	200	279	P	H
		5463.75	48.99	-19.21	68.2	40.44	31.76	9.9	33.11	200	279	P	H
		5443.1	42.89	-11.11	54	34.43	31.69	9.88	33.11	200	279	A	H
	*	5670	109.09	-	-	100.31	31.82	10.12	33.16	200	279	P	H
	*	5670	100.97	-	-	92.19	31.82	10.12	33.16	200	279	A	H
		5728.25	65.15	-3.05	68.2	56.07	32.06	10.2	33.18	200	279	P	H
		5441.7	51.11	-22.89	74	42.66	31.68	9.88	33.11	214	304	P	V
		5463.05	49.28	-18.92	68.2	40.74	31.75	9.9	33.11	214	304	P	V
		5439.25	42.88	-11.12	54	34.43	31.68	9.88	33.11	214	304	A	V
	*	5670	111.33	-	-	102.55	31.82	10.12	33.16	214	304	P	V
	*	5670	103.43	-	-	94.65	31.82	10.12	33.16	214	304	A	V
		5728.95	67.01	-1.19	68.2	57.93	32.06	10.2	33.18	214	304	P	V
Remark	1. No other spurious found. 2. All results are PASS against Peak and Average limit line.												

Band 3 - 5470~5725MHz

WIFI 802.11ac VHT40 (Harmonic @ 3m)

WIFI Ant.	Note	Frequency	Level	Over Limit	Limit Line	Read Level	Antenna Factor	Path Loss	Preamp Factor	Ant Pos	Table Pos	Peak Avg.	Pol.
1+2		(MHz)	(dBμV/m)	(dB)	(dBμV/m)	(dBμV)	(dB/m)	(dB)	(dB)	(cm)	(deg)	(P/A)	(H/V)
802.11ac VHT40 CH 102 5510MHz		5764	56.73	-11.47	68.2	47.54	32.13	10.25	33.19	202	280	P	H
		11020	45.81	-28.19	74	51.65	39.92	15.64	61.4	100	0	P	H
		16530	45.23	-22.97	68.2	46.31	38.76	19.58	59.42	100	0	P	H
													H
		5734	55.83	-12.37	68.2	46.73	32.07	10.21	33.18	239	303	P	V
		11020	45.87	-28.13	74	51.71	39.92	15.64	61.4	100	0	P	V
		16530	44.6	-23.6	68.2	45.68	38.76	19.58	59.42	100	0	P	V
													V
802.11ac VHT40 CH 110 5550MHz		5782	56.58	-11.62	68.2	47.35	32.16	10.27	33.2	210	279	P	H
		11100	45.68	-28.32	74	51.8	39.6	15.68	61.4	100	0	P	H
		16650	44.09	-24.11	68.2	44.48	39.05	19.69	59.13	100	0	P	H
													H
		5800	57.72	-10.48	68.2	48.43	32.2	10.3	33.21	236	306	P	V
		11100	46.63	-27.37	74	52.75	39.6	15.68	61.4	100	0	P	V
		16650	44.9	-23.3	68.2	45.29	39.05	19.69	59.13	100	0	P	V
													V
802.11ac VHT40 CH 134 5670MHz		5848	56.92	-11.28	68.2	47.49	32.3	10.35	33.22	200	279	P	H
		5902	56.3	-11.9	68.2	46.63	32.5	10.41	33.24	200	279	P	H
		11340	45.13	-28.87	74	51.13	39.58	15.82	61.4	100	0	P	H
		17010	45.96	-22.24	68.2	44.18	40.01	20.01	58.24	100	0	P	H
		5836	59.6	-8.6	68.2	50.21	32.27	10.34	33.22	214	304	P	V
		5896	55.3	-12.9	68.2	45.65	32.48	10.41	33.24	214	304	P	V
		11340	47.76	-26.24	74	53.76	39.58	15.82	61.4	100	0	P	V
		17010	46.04	-22.16	68.2	44.26	40.01	20.01	58.24	100	0	P	V
Remark	1. No other spurious found. 2. All results are PASS against Peak and Average limit line.												

Band 3 5470~5725MHz

WIFI 802.11ac VHT80 (Band Edge @ 3m)

WIFI Ant.	Note	Frequency	Level	Over Limit	Limit Line	Read Level	Antenna Factor	Path Loss	Preamp Factor	Ant Pos	Table Pos	Peak Avg.	Pol.
1+2		(MHz)	(dBμV/m)	(dB)	(dBμV/m)	(dBμV)	(dB/m)	(dB)	(dB)	(cm)	(deg)	(P/A)	(H/V)
802.11ac VHT80 CH 106 5530MHz		5454.88	65.22	-8.78	74	56.72	31.72	9.89	33.11	208	281	P	H
		5460	66.7	-1.5	68.2	58.18	31.74	9.89	33.11	208	281	P	H
		5450.8	51.2	-2.8	54	42.72	31.7	9.89	33.11	208	281	A	H
	*	5530	105.08	-	-	96.4	31.84	9.96	33.12	208	281	P	H
	*	5530	96.85	-	-	88.17	31.84	9.96	33.12	208	281	A	H
		5725.31	52.89	-15.31	68.2	43.82	32.05	10.2	33.18	208	281	P	H
		5453.92	63.04	-10.96	74	54.54	31.72	9.89	33.11	209	304	P	V
		5463.52	64.93	-3.27	68.2	56.39	31.75	9.9	33.11	209	304	P	V
		5456.32	52.23	-1.77	54	43.72	31.73	9.89	33.11	209	304	A	V
	*	5530	105.73	-	-	97.05	31.84	9.96	33.12	209	304	P	V
	*	5530	97.57	-	-	88.89	31.84	9.96	33.12	209	304	A	V
		5727.515	55.8	-12.4	68.2	46.72	32.06	10.2	33.18	209	304	P	V
802.11ac VHT80 CH 122 5610MHz		5450.8	61.97	-12.03	74	53.49	31.7	9.89	33.11	206	279	P	H
		5466.2	64.07	-4.13	68.2	55.52	31.76	9.9	33.11	206	279	P	H
		5458.5	50.95	-3.05	54	42.44	31.73	9.89	33.11	206	279	A	H
	*	5610	107.77	-	-	99.11	31.78	10.03	33.15	206	279	P	H
	*	5610	99.27	-	-	90.61	31.78	10.03	33.15	206	279	A	H
		5725	65.65	-2.55	68.2	56.58	32.05	10.2	33.18	206	279	P	H
		5455.7	58	-16	74	49.5	31.72	9.89	33.11	243	300	P	V
		5466.9	62.1	-6.1	68.2	53.54	31.77	9.9	33.11	243	300	P	V
		5455	49.78	-4.22	54	41.28	31.72	9.89	33.11	243	300	A	V
	*	5610	109.24	-	-	100.58	31.78	10.03	33.15	243	300	P	V
	*	5610	100.9	-	-	92.24	31.78	10.03	33.15	243	300	A	V
		5725.625	66.77	-1.43	68.2	57.7	32.05	10.2	33.18	243	300	P	V
Remark	1. No other spurious found. 2. All results are PASS against Peak and Average limit line.												

Band 3 5470~5725MHz

WIFI 802.11ac VHT80 (Harmonic @ 3m)

WIFI Ant.	Note	Frequency	Level	Over Limit	Limit Line	Read Level	Antenna Factor	Path Loss	Preamp Factor	Ant Pos	Table Pos	Peak Avg.	Pol.
1+2		(MHz)	(dBμV/m)	(dB)	(dBμV/m)	(dBμV)	(dB/m)	(dB)	(dB)	(cm)	(deg)	(P/A)	(H/V)
802.11ac VHT80 CH 106 5530MHz		11060	44.93	-29.07	74	50.91	39.76	15.66	61.4	100	0	P	H
		16590	44.26	-23.94	68.2	45.03	38.88	19.64	59.29	100	0	P	H
													H
													H
		11060	45.08	-28.92	74	51.06	39.76	15.66	61.4	100	0	P	V
		16590	45.56	-22.64	68.2	46.33	38.88	19.64	59.29	100	0	P	V
													V
													V
802.11ac VHT80 CH 122 5610MHz		11220	45.76	-28.24	74	51.99	39.42	15.75	61.4	100	0	P	H
		16830	45.91	-22.29	68.2	44.73	40.04	19.85	58.71	100	0	P	H
													H
													H
		11220	46.31	-27.69	74	52.54	39.42	15.75	61.4	100	0	P	V
		16830	46.81	-21.39	68.2	45.63	40.04	19.85	58.71	100	0	P	V
													V
													V
Remark	1. No other spurious found. 2. All results are PASS against Peak and Average limit line.												

Band 3 - Straddle Channel

WIFI 802.11a (Band Edge @ 3m)

WIFI	Note	Frequency	Level	Over	Limit	Read	Antenna	Path	Preamp	Ant	Table	Peak	Pol.
Ant.				Limit	Line	Level	Factor	Loss	Factor	Pos	Pos	Avg.	
1+2		(MHz)	(dBμV/m)	(dB)	(dBμV/m)	(dBμV)	(dB/m)	(dB)	(dB)	(cm)	(deg)	(P/A)	(H/V)
802.11a CH 144 5720MHz		5401.48	50.12	-23.88	74	41.79	31.6	9.84	33.11	199	288	P	H
		5467.78	50.43	-17.77	68.2	41.87	31.77	9.9	33.11	199	288	P	H
		5405.38	41.94	-12.06	54	33.6	31.61	9.84	33.11	199	288	A	H
	*	5720	117.42	-	-	108.37	32.04	10.19	33.18	199	288	P	H
	*	5720	109.22	-	-	100.17	32.04	10.19	33.18	199	288	A	H
		5886.25	61.49	-6.71	68.2	51.89	32.44	10.39	33.23	199	288	P	H
		5446.72	50.75	-23.25	74	42.29	31.69	9.88	33.11	208	307	P	V
		5461.15	49.42	-18.78	68.2	40.89	31.74	9.9	33.11	208	307	P	V
		5403.04	41.49	-12.51	54	33.15	31.61	9.84	33.11	208	307	A	V
	*	5720	118.43	-	-	109.38	32.04	10.19	33.18	208	307	P	V
	*	5720	110.4	-	-	101.35	32.04	10.19	33.18	208	307	A	V
		5872.75	62.87	-5.33	68.2	53.33	32.39	10.38	33.23	208	307	P	V
Remark	1. No other spurious found. 2. All results are PASS against Peak and Average limit line.												

Band 3 - Straddle Channel

WIFI 802.11a (Harmonic @ 3m)

WIFI Ant.	Note	Frequency	Level	Over Limit	Limit Line	Read Level	Antenna Factor	Path Loss	Preamp Factor	Ant Pos	Table Pos	Peak Avg.	Pol.
1+2		(MHz)	(dBμV/m)	(dB)	(dBμV/m)	(dBμV)	(dB/m)	(dB)	(dB)	(cm)	(deg)	(P/A)	(H/V)
802.11a CH 144 5720MHz		5959	63.68	-4.52	68.2	53.87	32.6	10.47	33.26	400	70	P	H
		11440	55.32	-18.68	74	61.14	39.7	15.88	61.4	205	312	P	H
		11440	46.4	-7.6	54	52.22	39.7	15.88	61.4	205	312	A	H
		17160	52.5	-15.7	68.2	49.8	40.28	20.15	57.73	100	0	P	H
		5959	66.41	-1.79	68.2	56.6	32.6	10.47	33.26	200	310	P	V
		11440	58.98	-15.02	74	64.8	39.7	15.88	61.4	100	9	P	V
		11440	48.96	-5.04	54	54.78	39.7	15.88	61.4	100	9	A	V
		17160	56.04	-12.16	68.2	53.34	40.28	20.15	57.73	100	0	P	V
Remark	1. No other spurious found. 2. All results are PASS against Peak and Average limit line.												

Band 3 - Straddle Channel

WIFI 802.11ac VHT20 (Band Edge @ 3m)

WIFI Ant.	Note	Frequency	Level	Over Limit	Limit Line	Read Level	Antenna Factor	Path Loss	Preamp Factor	Ant Pos	Table Pos	Peak Avg.	Pol.
1+2		(MHz)	(dBμV/m)	(dB)	(dBμV/m)	(dBμV)	(dB/m)	(dB)	(dB)	(cm)	(deg)	(P/A)	(H/V)
802.11ac VHT20 CH 144 5720MHz		5451.4	49.67	-24.33	74	41.18	31.71	9.89	33.11	200	289	P	H
		5468.95	50.12	-18.08	68.2	41.55	31.78	9.9	33.11	200	289	P	H
		5405.38	41.23	-12.77	54	32.89	31.61	9.84	33.11	200	289	A	H
	*	5720	116.97	-	-	107.92	32.04	10.19	33.18	200	289	P	H
	*	5720	108.88	-	-	99.83	32.04	10.19	33.18	200	289	A	H
		5875.25	59.77	-8.43	68.2	50.22	32.4	10.38	33.23	200	289	P	H
		5441.26	49.67	-24.33	74	41.22	31.68	9.88	33.11	216	303	P	V
		5464.27	50.67	-17.53	68.2	42.12	31.76	9.9	33.11	216	303	P	V
		5403.82	41.38	-12.62	54	33.04	31.61	9.84	33.11	216	303	A	V
	*	5720	118.65	-	-	109.6	32.04	10.19	33.18	216	303	P	V
	*	5720	110.82	-	-	101.77	32.04	10.19	33.18	216	303	A	V
		5883.75	62.38	-5.82	68.2	52.78	32.44	10.39	33.23	216	303	P	V
Remark	1. No other spurious found. 2. All results are PASS against Peak and Average limit line.												

Band 3 - Straddle Channel

WIFI 802.11ac VHT20 (Harmonic @ 3m)

WIFI Ant.	Note	Frequency	Level	Over Limit	Limit Line	Read Level	Antenna Factor	Path Loss	Preamp Factor	Ant Pos	Table Pos	Peak Avg.	Pol.
1+2		(MHz)	(dBμV/m)	(dB)	(dBμV/m)	(dBμV)	(dB/m)	(dB)	(dB)	(cm)	(deg)	(P/A)	(H/V)
802.11ac VHT20 CH 144 5720MHz		5959	62.59	-5.61	68.2	52.78	32.6	10.47	33.26	200	289	P	H
		11440	56.02	-17.98	74	61.84	39.7	15.88	61.4	201	151	P	H
		11440	45.6	-8.4	54	51.42	39.7	15.88	61.4	201	151	A	H
		17160	52.29	-15.91	68.2	49.59	40.28	20.15	57.73	100	0	P	H
		5959	64.29	-3.91	68.2	54.48	32.6	10.47	33.26	216	303	P	V
		11440	57.53	-16.47	74	63.35	39.7	15.88	61.4	100	351	P	V
		11440	48.86	-5.14	54	54.68	39.7	15.88	61.4	100	351	A	V
		17160	53.8	-14.4	68.2	51.1	40.28	20.15	57.73	100	0	P	V
Remark	1. No other spurious found. 2. All results are PASS against Peak and Average limit line.												

Band 3 - Straddle Channel

WIFI 802.11ac VHT40 (Band Edge @ 3m)

WIFI Ant.	Note	Frequency	Level	Over Limit	Limit Line	Read Level	Antenna Factor	Path Loss	Preamp Factor	Ant Pos	Table Pos	Peak Avg.	Pol.
1+2		(MHz)	(dBμV/m)	(dB)	(dBμV/m)	(dBμV)	(dB/m)	(dB)	(dB)	(cm)	(deg)	(P/A)	(H/V)
802.11ac VHT40 CH 142 5710MHz		5455.3	54.64	-19.36	74	46.14	31.72	9.89	33.11	198	275	P	H
		5468.17	55.05	-13.15	68.2	46.49	31.77	9.9	33.11	198	275	P	H
		5457.64	48.07	-5.93	54	39.56	31.73	9.89	33.11	198	275	A	H
	*	5710	116.68	-	-	107.67	32.02	10.17	33.18	198	275	P	H
	*	5710	108.64	-	-	99.63	32.02	10.17	33.18	198	275	A	H
		5860.5	64.37	-3.83	68.2	54.89	32.34	10.37	33.23	198	275	P	H
		5458.81	54.77	-19.23	74	46.25	31.74	9.89	33.11	222	303	P	V
		5461.54	54.83	-13.37	68.2	46.29	31.75	9.9	33.11	222	303	P	V
		5458.81	47.23	-6.77	54	38.71	31.74	9.89	33.11	222	303	A	V
	*	5710	116.4	-	-	107.39	32.02	10.17	33.18	222	303	P	V
	*	5710	108.57	-	-	99.56	32.02	10.17	33.18	222	303	A	V
		5854.75	63.54	-4.66	68.2	54.08	32.32	10.36	33.22	222	303	P	V
Remark	1. No other spurious found. 2. All results are PASS against Peak and Average limit line.												

Band 3 - Straddle Channel

WIFI 802.11ac VHT40 (Harmonic @ 3m)

WIFI Ant.	Note	Frequency	Level	Over Limit	Limit Line	Read Level	Antenna Factor	Path Loss	Preamp Factor	Ant Pos	Table Pos	Peak Avg.	Pol.
1+2		(MHz)	(dBμV/m)	(dB)	(dBμV/m)	(dBμV)	(dB/m)	(dB)	(dB)	(cm)	(deg)	(P/A)	(H/V)
802.11ac VHT40 CH 142 5710MHz		5950	59.08	-9.12	68.2	49.26	32.6	10.47	33.25	198	275	P	H
		11420	53.94	-20.06	74	59.77	39.7	15.87	61.4	226	15	P	H
		11420	44.88	-9.12	54	50.71	39.7	15.87	61.4	226	15	A	H
		17130	50.98	-17.22	68.2	48.52	40.19	20.12	57.85	100	0	P	H
		5950	58.21	-9.99	68.2	48.39	32.6	10.47	33.25	222	303	P	V
		11420	56.36	-17.64	74	62.19	39.7	15.87	61.4	100	347	P	V
		11420	47.8	-6.2	54	53.63	39.7	15.87	61.4	100	347	A	V
		17130	54.13	-14.07	68.2	51.67	40.19	20.12	57.85	100	0	P	V
Remark	1. No other spurious found. 2. All results are PASS against Peak and Average limit line.												

Band 3 - Straddle Channel

WIFI 802.11ac VHT80 (Band Edge @ 3m)

WIFI Ant.	Note	Frequency	Level	Over Limit	Limit Line	Read Level	Antenna Factor	Path Loss	Preamp Factor	Ant Pos	Table Pos	Peak Avg.	Pol.
1+2		(MHz)	(dBμV/m)	(dB)	(dBμV/m)	(dBμV)	(dB/m)	(dB)	(dB)	(cm)	(deg)	(P/A)	(H/V)
802.11ac VHT80 CH 138 5690MHz		5457.25	59.8	-14.2	74	51.29	31.73	9.89	33.11	195	273	P	H
		5469.34	63.5	-4.7	68.2	54.93	31.78	9.9	33.11	195	273	P	H
		5459.98	51.31	-2.69	54	42.79	31.74	9.89	33.11	195	273	A	H
	*	5690	112.4	-	-	103.48	31.94	10.15	33.17	195	273	P	H
	*	5690	103.97	-	-	95.05	31.94	10.15	33.17	195	273	A	H
		5866.9	64.57	-3.63	68.2	55.06	32.37	10.37	33.23	195	273	P	H
		5454.52	57.18	-16.82	74	48.68	31.72	9.89	33.11	202	304	P	V
		5463.1	60.43	-7.77	68.2	51.89	31.75	9.9	33.11	202	304	P	V
		5456.08	50.74	-3.26	54	42.24	31.72	9.89	33.11	202	304	A	V
	*	5690	111.47	-	-	102.55	31.94	10.15	33.17	202	304	P	V
	*	5690	103.67	-	-	94.75	31.94	10.15	33.17	202	304	A	V
		5851.6	66.34	-1.86	68.2	56.89	32.31	10.36	33.22	202	304	P	V
Remark	1. No other spurious found. 2. All results are PASS against Peak and Average limit line.												

Band 3 - Straddle Channel

WIFI 802.11ac VHT80 (Harmonic @ 3m)

WIFI Ant.	Note	Frequency	Level	Over Limit	Limit Line	Read Level	Antenna Factor	Path Loss	Preamp Factor	Ant Pos	Table Pos	Peak Avg.	Pol.
1+2		(MHz)	(dBμV/m)	(dB)	(dBμV/m)	(dBμV)	(dB/m)	(dB)	(dB)	(cm)	(deg)	(P/A)	(H/V)
802.11ac VHT80 CH 138 5690MHz		11380	49.06	-24.94	74	54.95	39.66	15.85	61.4	100	0	P	H
		17070	48.38	-19.82	68.2	46.31	40.07	20.07	58.07	100	0	P	H
													H
													H
		11380	53.42	-20.58	74	59.31	39.66	15.85	61.4	100	354	P	V
		11380	44.35	-9.65	54	50.24	39.66	15.85	61.4	100	354	A	V
		17070	49.38	-18.82	68.2	47.31	40.07	20.07	58.07	100	0	P	V
													V
Remark	1. No other spurious found. 2. All results are PASS against Peak and Average limit line.												

Emission below 1GHz

WIFI 802.11a (LF @ 3m)

WIFI Ant. 1+2	Note	Frequency (MHz)	Level (dBμV/m)	Over Limit (dB)	Limit Line (dBμV/m)	Read Level (dBμV)	Antenna Factor (dB/m)	Path Loss (dB)	Preamp Factor (dB)	Ant Pos (cm)	Table Pos (deg)	Peak Avg. (P/A)	Pol. (H/V)
802.11a LF		45.52	23.32	-16.68	40	38.43	16.32	0.94	32.37	-	-	P	H
		91.11	30.41	-13.09	43.5	46.65	14.76	1.33	32.33	-	-	P	H
		266.68	33	-13	46	43.94	19.09	2.17	32.2	100	0	P	H
		556.71	27.86	-18.14	46	31.13	25.8	3.12	32.19	-	-	P	H
		624.61	29.05	-16.95	46	32.04	25.91	3.29	32.19	-	-	P	H
		863.23	32.56	-13.44	46	30.85	29.29	3.96	31.54	-	-	P	H
													H
													H
													H
													H
													H
													H
		44.55	26.8	-13.2	40	41.44	16.8	0.93	32.37	-	-	P	V
		91.11	25.8	-17.7	43.5	42.04	14.76	1.33	32.33	-	-	P	V
		264.74	27.15	-18.85	46	37.96	19.23	2.16	32.2	-	-	P	V
		556.71	28.99	-17.01	46	32.26	25.8	3.12	32.19	-	-	P	V
		853.53	32.22	-13.78	46	30.69	29.19	3.94	31.6	-	-	P	V
		948.59	33.35	-12.65	46	29.61	30.49	4.15	30.9	100	0	P	V
													V
													V
													V
													V
													V
													V
Remark	1. No other spurious found. 2. All results are PASS against limit line.												

Band 2 - 5250~5350MHz

WIFI 802.11a (Band Edge @ 3m)

WIFI Ant. 1+2+3	Note	Frequency (MHz)	Level (dBμV/m)	Over Limit (dB)	Limit Line (dBμV/m)	Read Level (dBμV)	Antenna Factor (dB/m)	Path Loss (dB)	Preamp Factor (dB)	Ant Pos (cm)	Table Pos (deg)	Peak Avg. (P/A)	Pol. (H/V)
802.11a CH 52 5260MHz		5102.34	54.76	-19.24	74	46.47	31.8	9.61	33.12	212	289	P	H
		5101.66	47.75	-6.25	54	39.46	31.8	9.61	33.12	212	289	A	H
	*	5260	122.75	-	-	114.7	31.38	9.78	33.11	212	289	P	H
	*	5260	114.52	-	-	106.47	31.38	9.78	33.11	212	289	A	H
		5359.44	59.77	-14.23	74	51.7	31.36	9.82	33.11	212	289	P	H
		5413.2	51.65	-2.35	54	43.28	31.63	9.85	33.11	212	289	A	H
		5149.6	52.38	-21.62	74	43.92	31.9	9.68	33.12	300	310	P	V
		5106.42	45.6	-8.4	54	37.29	31.81	9.62	33.12	300	310	A	V
	*	5260	119.73	-	-	111.68	31.38	9.78	33.11	300	310	P	V
	*	5260	111.49	-	-	103.44	31.38	9.78	33.11	300	310	A	V
		5417.52	58.96	-15.04	74	50.57	31.64	9.86	33.11	300	310	P	V
		5417.04	50.55	-3.45	54	42.17	31.63	9.86	33.11	300	310	A	V
802.11a CH 60 5300MHz		5142.8	52.2	-21.8	74	43.76	31.89	9.67	33.12	217	286	P	H
		5142.12	46.49	-7.51	54	38.06	31.88	9.67	33.12	217	286	A	H
	*	5300	120.09	-	-	112.1	31.3	9.8	33.11	217	286	P	H
	*	5300	112.49	-	-	104.5	31.3	9.8	33.11	217	286	A	H
		5350.8	61.79	-12.21	74	53.78	31.3	9.82	33.11	217	286	P	H
		5351.76	52.64	-1.36	54	44.62	31.31	9.82	33.11	217	286	A	H
		5135.66	52.5	-21.5	74	44.09	31.87	9.66	33.12	306	310	P	V
		5136.34	45.02	-8.98	54	36.61	31.87	9.66	33.12	306	310	A	V
	*	5300	117.89	-	-	109.9	31.3	9.8	33.11	306	310	P	V
	*	5300	110.29	-	-	102.3	31.3	9.8	33.11	306	310	A	V
		5354.88	58.14	-15.86	74	50.1	31.33	9.82	33.11	306	310	P	V
		5376.48	49.67	-4.33	54	41.49	31.46	9.83	33.11	306	310	A	V

802.11a CH 64 5320MHz	*	5320	117.19	-	-	109.19	31.3	9.81	33.11	209	284	P	H
	*	5320	108.79	-	-	100.79	31.3	9.81	33.11	209	284	A	H
		5351.52	61.79	-12.21	74	53.77	31.31	9.82	33.11	209	284	P	H
		5351.84	52.06	-1.94	54	44.04	31.31	9.82	33.11	209	284	A	H
													H
													H
	*	5320	114.82	-	-	106.82	31.3	9.81	33.11	301	309	P	V
	*	5320	106.39	-	-	98.39	31.3	9.81	33.11	301	309	A	V
		5350.08	59.09	-14.91	74	51.08	31.3	9.82	33.11	301	309	P	V
		5351.52	49.16	-4.84	54	41.14	31.31	9.82	33.11	301	309	A	V
													V
													V
Remark	1. No other spurious found. 2. All results are PASS against Peak and Average limit line.												

Band 2 5250~5350MHz

WIFI 802.11a (Harmonic @ 3m)

WIFI Ant.	Note	Frequency	Level	Over Limit	Limit Line	Read Level	Antenna Factor	Path Loss	Preamp Factor	Ant Pos	Table Pos	Peak Avg.	Pol.
1+2+3		(MHz)	(dBμV/m)	(dB)	(dBμV/m)	(dBμV)	(dB/m)	(dB)	(dB)	(cm)	(deg)	(P/A)	(H/V)
802.11a CH 52 5260MHz		5560	58.87	-9.33	68.2	50.22	31.8	9.98	33.13	212	289	P	H
		10520	52.07	-16.13	68.2	58.03	39.7	15.35	61.01	100	0	P	H
		15780	57.89	-16.11	74	61.69	37.58	19	60.38	204	330	P	H
		15780	47.67	-6.33	54	51.47	37.58	19	60.38	204	330	A	H
		5548	58.71	-9.49	68.2	50.07	31.8	9.97	33.13	300	310	P	V
		10520	54.34	-13.86	68.2	60.3	39.7	15.35	61.01	100	0	P	V
		15780	54.77	-19.23	74	58.57	37.58	19	60.38	200	341	P	V
		15780	45.75	-8.25	54	49.55	37.58	19	60.38	200	341	A	V
802.11a CH 60 5300MHz		5602	57.2	-11	68.2	48.52	31.8	10.02	33.14	217	286	P	H
		10600	55.56	-18.44	74	61.54	39.7	15.4	61.08	300	339	P	H
		10600	46.5	-7.5	54	52.48	39.7	15.4	61.08	300	339	A	H
		15900	42.2	-31.8	74	46.23	37.2	19.05	60.28	100	0	P	H
		5602	59.52	-8.68	68.2	50.84	31.8	10.02	33.14	306	310	P	V
		10600	56.42	-17.58	74	62.4	39.7	15.4	61.08	235	336	P	V
		10600	47.42	-6.58	54	53.4	39.7	15.4	61.08	235	336	A	V
		15900	43.39	-30.61	74	47.42	37.2	19.05	60.28	100	0	P	V
802.11a CH 64 5320MHz		5608	54.13	-14.07	68.2	45.46	31.78	10.03	33.14	209	284	P	H
		10640	47.44	-26.56	74	53.47	39.66	15.42	61.11	100	0	P	H
		15960	41.96	-32.04	74	46.09	37.02	19.08	60.23	100	0	P	H
													H
		5626	57.02	-11.18	68.2	48.36	31.75	10.06	33.15	301	309	P	V
		10640	47.81	-26.19	74	53.84	39.66	15.42	61.11	100	0	P	V
		15960	42.15	-31.85	74	46.28	37.02	19.08	60.23	100	0	P	V
													V
Remark	1. No other spurious found. 2. All results are PASS against Peak and Average limit line.												

Band 2 5250~5350MHz

WIFI 802.11ac VHT20 (Band Edge @ 3m)

WIFI Ant.	Note	Frequency	Level	Over Limit	Limit Line	Read Level	Antenna Factor	Path Loss	Preamp Factor	Ant Pos	Table Pos	Peak Avg.	Pol.
1+2+3		(MHz)	(dBμV/m)	(dB)	(dBμV/m)	(dBμV)	(dB/m)	(dB)	(dB)	(cm)	(deg)	(P/A)	(H/V)
802.11ac VHT20 CH 52 5260MHz		5101.32	55.76	-18.24	74	47.47	31.8	9.61	33.12	212	289	P	H
		5103.36	46.22	-7.78	54	37.91	31.81	9.62	33.12	212	289	A	H
	*	5260	121.92	-	-	113.87	31.38	9.78	33.11	212	289	P	H
	*	5260	113.85	-	-	105.8	31.38	9.78	33.11	212	289	A	H
		5353.2	59.73	-14.27	74	51.7	31.32	9.82	33.11	212	289	P	H
		5418	51.12	-2.88	54	42.73	31.64	9.86	33.11	212	289	A	H
		5144.5	52.95	-21.05	74	44.5	31.89	9.68	33.12	300	310	P	V
		5107.1	44.69	-9.31	54	36.38	31.81	9.62	33.12	300	310	A	V
	*	5260	119.42	-	-	111.37	31.38	9.78	33.11	300	310	P	V
	*	5260	110.84	-	-	102.79	31.38	9.78	33.11	300	310	A	V
		5417.28	58.31	-15.69	74	49.93	31.63	9.86	33.11	300	310	P	V
		5417.04	49.5	-4.5	54	41.12	31.63	9.86	33.11	300	310	P	V
802.11ac VHT20 CH 60 5300MHz		5147.56	52.62	-21.38	74	44.16	31.9	9.68	33.12	217	286	P	H
		5143.14	45.25	-8.75	54	36.81	31.89	9.67	33.12	217	286	A	H
	*	5300	119.59	-	-	111.6	31.3	9.8	33.11	217	286	P	H
	*	5300	111.69	-	-	103.7	31.3	9.8	33.11	217	286	A	H
		5350.08	67.02	-6.98	74	59.01	31.3	9.82	33.11	217	286	P	H
		5350.8	52.28	-1.72	54	44.27	31.3	9.82	33.11	217	286	A	H
		5137.7	52.56	-21.44	74	44.13	31.88	9.67	33.12	306	310	P	V
		5146.88	44.16	-9.84	54	35.71	31.89	9.68	33.12	306	310	A	V
	*	5300	117.29	-	-	109.3	31.3	9.8	33.11	306	310	P	V
	*	5300	109.39	-	-	101.4	31.3	9.8	33.11	306	310	A	V
		5357.28	61.02	-12.98	74	52.97	31.34	9.82	33.11	306	310	P	V
		5376.96	49.91	-4.09	54	41.73	31.46	9.83	33.11	306	310	A	V

	*	5320	116.49	-	-	108.49	31.3	9.81	33.11	209	284	P	H
	*	5320	108.29	-	-	100.29	31.3	9.81	33.11	209	284	A	H
		5353.28	61.89	-12.11	74	53.86	31.32	9.82	33.11	209	284	P	H
		5352.8	51.62	-2.38	54	43.59	31.32	9.82	33.11	209	284	A	H
802.11ac													H
VHT20													H
CH 64	*	5320	114	-	-	106	31.3	9.81	33.11	301	309	P	V
5320MHz	*	5320	105.79	-	-	97.79	31.3	9.81	33.11	301	309	A	V
		5352.16	60.7	-13.3	74	52.68	31.31	9.82	33.11	301	309	P	V
		5351.84	50	-4	54	41.98	31.31	9.82	33.11	301	309	A	V
													V
													V
Remark	1. No other spurious found. 2. All results are PASS against Peak and Average limit line.												

Band 2 5250~5350MHz

WIFI 802.11ac VHT20 (Harmonic @ 3m)

WIFI Ant.	Note	Frequency	Level	Over Limit	Limit Line	Read Level	Antenna Factor	Path Loss	Preamp Factor	Ant Pos	Table Pos	Peak Avg.	Pol.
1+2+3		(MHz)	(dBμV/m)	(dB)	(dBμV/m)	(dBμV)	(dB/m)	(dB)	(dB)	(cm)	(deg)	(P/A)	(H/V)
802.11ac VHT20 CH 52 5260MHz		5560	58.67	-9.53	68.2	50.02	31.8	9.98	33.13	212	289	P	H
		10520	54.23	-13.97	68.2	60.19	39.7	15.35	61.01	100	0	P	H
		15780	44.11	-29.89	74	47.91	37.58	19	60.38	100	0	P	H
													H
		5560	60.55	-7.65	68.2	51.9	31.8	9.98	33.13	300	310	P	V
		10520	54.89	-13.31	68.2	60.85	39.7	15.35	61.01	100	0	P	V
		15780	44.64	-29.36	74	48.44	37.58	19	60.38	100	0	P	V
													V
802.11ac VHT20 CH 60 5300MHz		5602	59.02	-9.18	68.2	50.34	31.8	10.02	33.14	217	286	P	H
		10600	55.26	-18.74	74	61.24	39.7	15.4	61.08	174	279	P	H
		10600	45.07	-8.93	54	51.05	39.7	15.4	61.08	174	279	A	H
		15900	42.13	-31.87	74	46.16	37.2	19.05	60.28	100	0	P	H
		5602	59.16	-9.04	68.2	50.48	31.8	10.02	33.14	306	310	P	V
		10600	57.91	-16.09	74	63.89	39.7	15.4	61.08	166	327	P	V
		10600	48.56	-5.44	54	54.54	39.7	15.4	61.08	166	327	A	V
		15900	43.83	-30.17	74	47.86	37.2	19.05	60.28	100	0	P	V
802.11ac VHT20 CH 64 5320MHz		5614	56.9	-11.3	68.2	48.24	31.77	10.04	33.15	209	284	P	H
		10640	47.13	-26.87	74	53.16	39.66	15.42	61.11	100	0	P	H
		15960	43.06	-30.94	74	47.19	37.02	19.08	60.23	100	0	P	H
													H
		5620	55.99	-12.21	68.2	47.33	31.76	10.05	33.15	301	309	P	V
		10640	48.86	-25.14	74	54.89	39.66	15.42	61.11	100	0	P	V
		15960	42.81	-31.19	74	46.94	37.02	19.08	60.23	100	0	P	V
													V
Remark	1. No other spurious found. 2. All results are PASS against Peak and Average limit line.												

Band 2 5250~5350MHz

WIFI 802.11ac VHT40 (Band Edge @ 3m)

WIFI Ant.	Note	Frequency	Level	Over Limit	Limit Line	Read Level	Antenna Factor	Path Loss	Preamp Factor	Ant Pos	Table Pos	Peak Avg.	Pol.
1+2+3		(MHz)	(dBμV/m)	(dB)	(dBμV/m)	(dBμV)	(dB/m)	(dB)	(dB)	(cm)	(deg)	(P/A)	(H/V)
802.11ac VHT40 CH 54 5270MHz		5118.66	53.69	-20.31	74	45.33	31.84	9.64	33.12	210	287	P	H
		5119	46.94	-7.06	54	38.58	31.84	9.64	33.12	210	287	A	H
	*	5270	114.81	-	-	106.77	31.36	9.79	33.11	210	287	P	H
	*	5270	105.99	-	-	97.95	31.36	9.79	33.11	210	287	A	H
		5424	59.95	-14.05	74	51.55	31.65	9.86	33.11	210	287	P	H
		5423.04	52.73	-1.27	54	44.33	31.65	9.86	33.11	210	287	A	H
		5111.86	52.12	-21.88	74	43.79	31.82	9.63	33.12	308	310	P	V
		5116.62	46.04	-7.96	54	37.7	31.83	9.63	33.12	308	310	A	V
	*	5270	111.83	-	-	103.79	31.36	9.79	33.11	308	310	P	V
	*	5270	103.43	-	-	95.39	31.36	9.79	33.11	308	310	A	V
		5431.92	57.73	-16.27	74	49.31	31.66	9.87	33.11	308	310	P	V
		5436.96	50.64	-3.36	54	42.21	31.67	9.87	33.11	308	310	A	V
802.11ac VHT40 CH 62 5310MHz		5061.54	51.61	-22.39	74	43.53	31.65	9.55	33.12	204	286	P	H
		5142.8	44.3	-9.7	54	35.86	31.89	9.67	33.12	204	286	A	H
	*	5310	110.44	-	-	102.45	31.3	9.8	33.11	204	286	P	H
	*	5310	102.08	-	-	94.09	31.3	9.8	33.11	204	286	A	H
		5353.68	58.75	-15.25	74	50.72	31.32	9.82	33.11	204	286	P	H
		5353.68	52.04	-1.96	54	44.01	31.32	9.82	33.11	204	286	A	H
		5079.9	50.1	-23.9	74	41.92	31.72	9.58	33.12	302	310	P	V
		5137.02	43.48	-10.52	54	35.06	31.87	9.67	33.12	302	310	A	V
	*	5310	108.27	-	-	100.28	31.3	9.8	33.11	302	310	P	V
	*	5310	99.29	-	-	91.3	31.3	9.8	33.11	302	310	A	V
		5353.44	60.36	-13.64	74	52.33	31.32	9.82	33.11	302	310	P	V
		5457.12	47.58	-6.42	54	39.07	31.73	9.89	33.11	302	310	A	V
Remark	1. No other spurious found. 2. All results are PASS against Peak and Average limit line.												

Band 2 5250~5350MHz

WIFI 802.11ac VHT40 (Harmonic @ 3m)

WIFI Ant.	Note	Frequency	Level	Over Limit	Limit Line	Read Level	Antenna Factor	Path Loss	Preamp Factor	Ant Pos	Table Pos	Peak Avg.	Pol.
1+2+3		(MHz)	(dBμV/m)	(dB)	(dBμV/m)	(dBμV)	(dB/m)	(dB)	(dB)	(cm)	(deg)	(P/A)	(H/V)
802.11ac VHT40 CH 54 5270MHz		5506	56.31	-11.89	68.2	47.59	31.89	9.94	33.11	210	287	P	H
		10540	46.87	-21.33	68.2	52.83	39.7	15.37	61.03	100	0	P	H
		15810	43.93	-30.07	74	47.71	37.56	19.01	60.35	100	0	P	H
													H
		5518	56.91	-11.29	68.2	48.22	31.86	9.95	33.12	308	310	P	V
		10540	47.31	-20.89	68.2	53.27	39.7	15.37	61.03	100	0	P	V
		15810	44.39	-29.61	74	48.17	37.56	19.01	60.35	100	0	P	V
													V
802.11ac VHT40 CH 62 5310MHz		5464	56.97	-11.23	68.2	48.42	31.76	9.9	33.11	204	286	P	H
		10620	43.85	-30.15	74	49.86	39.68	15.41	61.1	100	0	P	H
		15930	43.66	-30.34	74	47.75	37.11	19.06	60.26	100	0	P	H
													H
		5542	57.12	-11.08	68.2	48.45	31.82	9.97	33.12	302	310	P	V
		10620	44.89	-29.11	74	50.9	39.68	15.41	61.1	100	0	P	V
		15930	42.87	-31.13	74	46.96	37.11	19.06	60.26	100	0	P	V
													V
Remark	1. No other spurious found. 2. All results are PASS against Peak and Average limit line.												

Band 2 5250~5350MHz

WIFI 802.11ac VHT80 (Band Edge @ 3m)

WIFI Ant.	Note	Frequency	Level	Over Limit	Limit Line	Read Level	Antenna Factor	Path Loss	Preamp Factor	Ant Pos	Table Pos	Peak Avg.	Pol.
1+2+3		(MHz)	(dBμV/m)	(dB)	(dBμV/m)	(dBμV)	(dB/m)	(dB)	(dB)	(cm)	(deg)	(P/A)	(H/V)
802.11ac VHT80 CH 58 5290MHz		5147.9	51.47	-22.53	74	43.01	31.9	9.68	33.12	221	285	P	H
		5148.5	44.17	-9.83	54	35.71	31.9	9.68	33.12	221	285	A	H
	*	5290	106.23	-	-	98.22	31.32	9.8	33.11	221	285	P	H
	*	5290	98.1	-	-	90.09	31.32	9.8	33.11	221	285	A	H
		5354.16	57.83	-16.17	74	49.8	31.32	9.82	33.11	221	285	P	H
		5352	52.25	-1.75	54	44.23	31.31	9.82	33.11	221	285	A	H
		5112.2	51.24	-22.76	74	42.91	31.82	9.63	33.12	298	310	P	V
		5147.9	43.14	-10.86	54	34.68	31.9	9.68	33.12	298	310	A	V
	*	5290	104.03	-	-	96.02	31.32	9.8	33.11	298	310	P	V
	*	5290	96.19	-	-	88.18	31.32	9.8	33.11	298	310	A	V
		5350.32	55.76	-18.24	74	47.75	31.3	9.82	33.11	298	310	P	V
		5352	47.17	-6.83	54	39.15	31.31	9.82	33.11	298	310	A	V
Remark	1. No other spurious found. 2. All results are PASS against Peak and Average limit line.												

Band 2 5250~5350MHz

WIFI 802.11ac VHT80 (Harmonic @ 3m)

WIFI Ant.	Note	Frequency	Level	Over Limit	Limit Line	Read Level	Antenna Factor	Path Loss	Preamp Factor	Ant Pos	Table Pos	Peak Avg.	Pol.
1+2+3		(MHz)	(dBμV/m)	(dB)	(dBμV/m)	(dBμV)	(dB/m)	(dB)	(dB)	(cm)	(deg)	(P/A)	(H/V)
802.11ac VHT80 CH 58 5290MHz		10580	43.49	-24.71	68.2	49.47	39.7	15.39	61.07	100	0	P	H
		15870	43.98	-30.02	74	47.92	37.32	19.04	60.3	100	0	P	H
													H
													H
		10580	44.35	-23.85	68.2	50.33	39.7	15.39	61.07	100	0	P	V
		15870	44.33	-29.67	74	48.27	37.32	19.04	60.3	100	0	P	V
													V
													V
Remark	1. No other spurious found. 2. All results are PASS against Peak and Average limit line.												

Band 3 - 5470~5725MHz

WIFI 802.11a (Band Edge @ 3m)

WIFI Ant. 1+2+3	Note	Frequency (MHz)	Level (dBμV/m)	Over Limit (dB)	Limit Line (dBμV/m)	Read Level (dBμV)	Antenna Factor (dB/m)	Path Loss (dB)	Preamp Factor (dB)	Ant Pos (cm)	Table Pos (deg)	Peak Avg. (P/A)	Pol. (H/V)
802.11a CH 100 5500MHz		5423.92	57.54	-16.46	74	49.14	31.65	9.86	33.11	203	280	P	H
		5466.8	65.38	-2.82	68.2	56.82	31.77	9.9	33.11	203	280	P	H
		5422.96	49.52	-4.48	54	41.12	31.65	9.86	33.11	203	280	A	H
	*	5500	114.43	-	-	105.71	31.9	9.93	33.11	203	280	P	H
	*	5500	107.13	-	-	98.41	31.9	9.93	33.11	203	280	A	H
													H
		5417.52	57.21	-16.79	74	48.82	31.64	9.86	33.11	354	304	P	V
		5470	61.47	-6.73	68.2	52.9	31.78	9.9	33.11	354	304	P	V
		5416.72	48.61	-5.39	54	40.23	31.63	9.86	33.11	354	304	A	V
	*	5500	115.71	-	-	106.99	31.9	9.93	33.11	354	304	P	V
	*	5500	108.66	-	-	99.94	31.9	9.93	33.11	354	304	A	V
													V
802.11a CH 116 5580MHz		5422.96	59.77	-14.23	74	51.37	31.65	9.86	33.11	222	280	P	H
		5468.56	53.66	-14.54	68.2	45.1	31.77	9.9	33.11	222	280	P	H
		5422.72	52.77	-1.23	54	44.37	31.65	9.86	33.11	222	280	A	H
	*	5580	118.18	-	-	109.52	31.8	10	33.14	222	280	P	H
	*	5580	110.95	-	-	102.29	31.8	10	33.14	222	280	A	H
		5742.95	62.31	-5.89	68.2	53.19	32.09	10.22	33.19	222	280	P	H
		5416.48	58.58	-15.42	74	50.21	31.63	9.85	33.11	363	303	P	V
		5466.64	52.81	-15.39	68.2	44.25	31.77	9.9	33.11	363	303	P	V
		5426.8	52.32	-1.68	54	43.92	31.65	9.86	33.11	363	303	A	V
	*	5580	119.96	-	-	111.3	31.8	10	33.14	363	303	P	V
	*	5580	113.31	-	-	104.65	31.8	10	33.14	363	303	A	V
		5736.65	64.99	-3.21	68.2	55.9	32.07	10.21	33.19	363	303	P	V

802.11a CH 140 5700MHz	*	5700	111.19	-	-	102.2	32	10.16	33.17	200	14	P	H
	*	5700	103.59	-	-	94.6	32	10.16	33.17	200	14	A	H
		5727.72	61.3	-6.9	68.2	52.22	32.06	10.2	33.18	200	14	P	H
													H
													H
													H
	*	5700	115.79	-	-	106.8	32	10.16	33.17	350	303	P	V
	*	5700	106.69	-	-	97.7	32	10.16	33.17	350	303	A	V
		5726.6	66.87	-1.33	68.2	57.8	32.05	10.2	33.18	350	303	P	V
													V
													V
													V
Remark	1. No other spurious found. 2. All results are PASS against Peak and Average limit line.												

Band 3 - 5470~5725MHz

WIFI 802.11a (Harmonic @ 3m)

WIFI Ant.	Note	Frequency	Level	Over Limit	Limit Line	Read Level	Antenna Factor	Path Loss	Preamp Factor	Ant Pos	Table Pos	Peak Avg.	Pol.
1+2+3		(MHz)	(dBμV/m)	(dB)	(dBμV/m)	(dBμV)	(dB/m)	(dB)	(dB)	(cm)	(deg)	(P/A)	(H/V)
802.11a CH 100 5500MHz		5662	59.11	-9.09	68.2	50.39	31.77	10.11	33.16	203	280	P	H
		11000	54.31	-19.69	74	60.09	40	15.62	61.4	170	157	P	H
		11000	43.42	-10.58	54	49.2	40	15.62	61.4	170	157	A	H
		16500	43.82	-24.38	68.2	45.07	38.7	19.55	59.5	100	0	P	H
		5656	63.66	-4.54	68.2	54.98	31.74	10.1	33.16	354	304	P	V
		11000	52.17	-21.83	74	57.95	40	15.62	61.4	100	210	P	V
		11000	42.57	-11.43	54	48.35	40	15.62	61.4	100	210	A	V
		16500	43.92	-24.28	68.2	45.17	38.7	19.55	59.5	100	0	P	V
802.11a CH 116 5580MHz		5344	59.76	-8.44	68.2	51.75	31.3	9.82	33.11	222	280	P	H
		11160	56.85	-17.15	74	63.05	39.48	15.72	61.4	171	149	P	H
		11160	48.42	-5.58	54	54.62	39.48	15.72	61.4	171	149	A	H
		16740	50.42	-17.78	68.2	50.01	39.56	19.77	58.92	100	0	P	H
		5806	64.16	-4.04	68.2	54.85	32.21	10.31	33.21	363	303	P	V
		11160	54.99	-19.01	74	61.19	39.48	15.72	61.4	100	210	P	V
		11160	47.21	-6.79	54	53.41	39.48	15.72	61.4	100	210	A	V
		16740	49.18	-19.02	68.2	48.77	39.56	19.77	58.92	100	0	P	V
802.11a CH 140 5700MHz		5860	56.08	-12.12	68.2	46.6	32.34	10.37	33.23	200	14	P	H
		5938	56.26	-11.94	68.2	46.48	32.58	10.45	33.25	200	14	P	H
		11400	45.85	-28.15	74	51.69	39.7	15.86	61.4	100	0	P	H
		17100	46.29	-21.91	68.2	44.05	40.1	20.1	57.96	100	0	P	H
		5866	59.92	-8.28	68.2	50.42	32.36	10.37	33.23	350	303	P	V
		5932	56.99	-11.21	68.2	47.23	32.56	10.45	33.25	350	303	P	V
		11400	47.5	-26.5	74	53.34	39.7	15.86	61.4	100	0	P	V
		17100	47.42	-20.78	68.2	45.18	40.1	20.1	57.96	100	0	P	V
Remark	1. No other spurious found. 2. All results are PASS against Peak and Average limit line.												

Band 3 - 5470~5725MHz

WIFI 802.11ac VHT20 (Band Edge @ 3m)

WIFI Ant.	Note	Frequency	Level	Over Limit	Limit Line	Read Level	Antenna Factor	Path Loss	Preamp Factor	Ant Pos	Table Pos	Peak Avg.	Pol.
1+2+3		(MHz)	(dBµV/m)	(dB)	(dBµV/m)	(dBµV)	(dB/m)	(dB)	(dB)	(cm)	(deg)	(P/A)	(H/V)
802.11ac VHT20 CH 100 5500MHz		5422.64	58.08	-15.92	74	49.68	31.65	9.86	33.11	203	280	P	H
		5464.4	66.31	-1.89	68.2	57.76	31.76	9.9	33.11	203	280	P	H
		5422.8	48.11	-5.89	54	39.71	31.65	9.86	33.11	203	280	A	H
	*	5500	114.73	-	-	106.01	31.9	9.93	33.11	203	280	P	H
	*	5500	106.02	-	-	97.3	31.9	9.93	33.11	203	280	A	H
													H
		5417.04	56.74	-17.26	74	48.36	31.63	9.86	33.11	354	304	P	V
		5467.76	64.4	-3.8	68.2	55.84	31.77	9.9	33.11	354	304	P	V
		5416.88	47.14	-6.86	54	38.76	31.63	9.86	33.11	354	304	A	V
	*	5500	116.05	-	-	107.33	31.9	9.93	33.11	354	304	P	V
	*	5500	107.41	-	-	98.69	31.9	9.93	33.11	354	304	A	V
													V
802.11ac VHT20 CH 116 5580MHz		5428	59.35	-14.65	74	50.93	31.66	9.87	33.11	222	280	P	H
		5468.56	53.27	-14.93	68.2	44.71	31.77	9.9	33.11	222	280	P	H
		5422.72	52.62	-1.38	54	44.22	31.65	9.86	33.11	222	280	A	H
	*	5580	118.77	-	-	110.11	31.8	10	33.14	222	280	P	H
	*	5580	110.73	-	-	102.07	31.8	10	33.14	222	280	A	H
		5747.675	62.21	-5.99	68.2	53.07	32.1	10.23	33.19	222	280	P	H
		5427.52	59.1	-14.9	74	50.69	31.66	9.86	33.11	363	303	P	V
		5467.84	52.82	-15.38	68.2	44.26	31.77	9.9	33.11	363	303	P	V
		5426.56	51.89	-2.11	54	43.49	31.65	9.86	33.11	363	303	A	V
	*	5580	120.57	-	-	111.91	31.8	10	33.14	363	303	P	V
	*	5580	112.68	-	-	104.02	31.8	10	33.14	363	303	A	V
		5742.005	64.6	-3.6	68.2	55.49	32.08	10.22	33.19	363	303	P	V

802.11ac VHT20 CH 140 5700MHz	*	5700	111.29	-	-	102.3	32	10.16	33.17	200	14	P	H
	*	5700	102.89	-	-	93.9	32	10.16	33.17	200	14	A	H
		5729.96	60.2	-8	68.2	51.12	32.06	10.2	33.18	200	14	P	H
													H
													H
													H
	*	5700	114.79	-	-	105.8	32	10.16	33.17	350	303	P	V
	*	5700	106.17	-	-	97.18	32	10.16	33.17	350	303	A	V
		5726.84	66.45	-1.75	68.2	57.38	32.05	10.2	33.18	350	303	P	V
													V
													V
													V
Remark	1. No other spurious found. 2. All results are PASS against Peak and Average limit line.												

Band 3 - 5470~5725MHz

WIFI 802.11ac VHT20 (Harmonic @ 3m)

WIFI Ant.	Note	Frequency	Level	Over Limit	Limit Line	Read Level	Antenna Factor	Path Loss	Preamp Factor	Ant Pos	Table Pos	Peak Avg.	Pol.
1+2+3		(MHz)	(dBμV/m)	(dB)	(dBμV/m)	(dBμV)	(dB/m)	(dB)	(dB)	(cm)	(deg)	(P/A)	(H/V)
802.11ac VHT20 CH 100 5500MHz		5734	58.11	-10.09	68.2	49.01	32.07	10.21	33.18	203	280	P	H
		11000	47.08	-26.92	74	52.86	40	15.62	61.4	100	0	P	H
		16500	44.05	-24.15	68.2	45.3	38.7	19.55	59.5	100	0	P	H
													H
		5734	61.55	-6.65	68.2	52.45	32.07	10.21	33.18	354	304	P	V
		11000	48.83	-25.17	74	54.61	40	15.62	61.4	100	0	P	V
		16500	42.87	-25.33	68.2	44.12	38.7	19.55	59.5	100	0	P	V
													V
802.11ac VHT20 CH 116 5580MHz		5818	61.25	-6.95	68.2	51.9	32.24	10.32	33.21	222	280	P	H
		11160	56.72	-17.28	74	62.92	39.48	15.72	61.4	173	148	P	H
		11160	47.29	-6.71	54	53.49	39.48	15.72	61.4	173	148	A	H
		16740	48.75	-19.45	68.2	48.34	39.56	19.77	58.92	100	0	P	H
		5824	64.06	-4.14	68.2	54.69	32.25	10.33	33.21	363	303	P	V
		11160	54.75	-19.25	74	60.95	39.48	15.72	61.4	100	207	P	V
		11160	45.79	-8.21	54	51.99	39.48	15.72	61.4	100	207	A	V
		16740	50.03	-18.17	68.2	49.62	39.56	19.77	58.92	100	0	P	V
802.11ac VHT20 CH 140 5700MHz		5860	56.08	-12.12	68.2	46.6	32.34	10.37	33.23	200	14	P	H
		11400	47.63	-26.37	74	53.47	39.7	15.86	61.4	100	0	P	H
		17100	46.38	-21.82	68.2	44.14	40.1	20.1	57.96	100	0	P	H
													H
		5866	58.43	-9.77	68.2	48.93	32.36	10.37	33.23	350	303	P	V
		11400	48.03	-25.97	74	53.87	39.7	15.86	61.4	100	0	P	V
		17100	47.38	-20.82	68.2	45.14	40.1	20.1	57.96	100	0	P	V
													V
Remark	1. No other spurious found. 2. All results are PASS against Peak and Average limit line.												

Band 3 - 5470~5725MHz

WIFI 802.11ac VHT40 (Band Edge @ 3m)

WIFI Ant.	Note	Frequency	Level	Over Limit	Limit Line	Read Level	Antenna Factor	Path Loss	Preamp Factor	Ant Pos	Table Pos	Peak Avg.	Pol.
1+2+3		(MHz)	(dBμV/m)	(dB)	(dBμV/m)	(dBμV)	(dB/m)	(dB)	(dB)	(cm)	(deg)	(P/A)	(H/V)
802.11ac VHT40 CH 102 5510MHz		5438.08	62.06	-11.94	74	53.62	31.68	9.87	33.11	219	284	P	H
		5468.8	67.04	-1.16	68.2	58.47	31.78	9.9	33.11	219	284	P	H
		5457.76	51.04	-2.96	54	42.53	31.73	9.89	33.11	219	284	A	H
	*	5510	110.11	-	-	101.4	31.88	9.94	33.11	219	284	P	H
	*	5510	101.91	-	-	93.2	31.88	9.94	33.11	219	284	A	H
		5763.425	54.18	-14.02	68.2	44.99	32.13	10.25	33.19	219	284	P	H
		5457.04	61.53	-12.47	74	53.02	31.73	9.89	33.11	352	304	P	V
		5466.16	63.13	-5.07	68.2	54.58	31.76	9.9	33.11	352	304	P	V
		5456.56	51.28	-2.72	54	42.77	31.73	9.89	33.11	352	304	A	V
	*	5510	111.61	-	-	102.9	31.88	9.94	33.11	352	304	P	V
	*	5510	103.28	-	-	94.57	31.88	9.94	33.11	352	304	A	V
		5742.005	55.53	-12.67	68.2	46.42	32.08	10.22	33.19	352	304	P	V
802.11ac VHT40 CH 110 5550MHz		5457.76	62.72	-11.28	74	54.21	31.73	9.89	33.11	217	272	P	H
		5462.56	66.59	-1.61	68.2	58.05	31.75	9.9	33.11	217	272	P	H
		5457.76	51.73	-2.27	54	43.22	31.73	9.89	33.11	217	272	A	H
	*	5550	114.05	-	-	105.4	31.8	9.98	33.13	217	272	P	H
	*	5550	106.4	-	-	97.75	31.8	9.98	33.13	217	272	A	H
		5728.145	57.32	-10.88	68.2	48.24	32.06	10.2	33.18	217	272	P	H
		5457.76	64.18	-9.82	74	55.67	31.73	9.89	33.11	347	306	P	V
		5467.36	61.99	-6.21	68.2	53.43	31.77	9.9	33.11	347	306	P	V
		5457.28	51.23	-2.77	54	42.72	31.73	9.89	33.11	347	306	A	V
	*	5550	115.95	-	-	107.3	31.8	9.98	33.13	347	306	P	V
	*	5550	107.55	-	-	98.9	31.8	9.98	33.13	347	306	A	V
		5726.57	60.29	-7.91	68.2	51.22	32.05	10.2	33.18	347	306	P	V

802.11ac VHT40 CH 134 5670MHz		5412.65	52.19	-21.81	74	43.82	31.63	9.85	33.11	216	272	P	H
		5466.55	50.35	-17.85	68.2	41.79	31.77	9.9	33.11	216	272	P	H
		5432.6	44.28	-9.72	54	35.85	31.67	9.87	33.11	216	272	A	H
	*	5670	110.48	-	-	101.7	31.82	10.12	33.16	216	272	P	H
	*	5670	102.02	-	-	93.24	31.82	10.12	33.16	216	272	A	H
		5726.5	63.38	-4.82	68.2	54.31	32.05	10.2	33.18	216	272	P	H
		5432.25	51.8	-22.2	74	43.38	31.66	9.87	33.11	348	303	P	V
		5469.7	49.83	-18.37	68.2	41.26	31.78	9.9	33.11	348	303	P	V
		5436.8	44.11	-9.89	54	35.68	31.67	9.87	33.11	348	303	A	V
	*	5670	114.51	-	-	105.73	31.82	10.12	33.16	348	303	P	V
	*	5670	105.76	-	-	96.98	31.82	10.12	33.16	348	303	A	V
		5726.325	66.56	-1.64	68.2	57.49	32.05	10.2	33.18	348	303	P	V
Remark	1. No other spurious found. 2. All results are PASS against Peak and Average limit line.												

Band 3 - 5470~5725MHz

WIFI 802.11ac VHT40 (Harmonic @ 3m)

WIFI Ant.	Note	Frequency	Level	Over Limit	Limit Line	Read Level	Antenna Factor	Path Loss	Preamp Factor	Ant Pos	Table Pos	Peak Avg.	Pol.
1+2+3		(MHz)	(dBμV/m)	(dB)	(dBμV/m)	(dBμV)	(dB/m)	(dB)	(dB)	(cm)	(deg)	(P/A)	(H/V)
802.11ac VHT40 CH 102 5510MHz		11020	46.05	-27.95	74	51.89	39.92	15.64	61.4	100	0	P	H
		16530	44.36	-23.84	68.2	45.44	38.76	19.58	59.42	100	0	P	H
													H
													H
		11020	47.88	-26.12	74	53.72	39.92	15.64	61.4	100	0	P	V
		16530	44.91	-23.29	68.2	45.99	38.76	19.58	59.42	100	0	P	V
													V
													V
802.11ac VHT40 CH 110 5550MHz		5776	55.85	-12.35	68.2	46.63	32.15	10.27	33.2	217	272	P	H
		11100	48.19	-25.81	74	54.31	39.6	15.68	61.4	100	0	P	H
		16650	45.72	-22.48	68.2	46.11	39.05	19.69	59.13	100	0	P	H
													H
		5782	59.52	-8.68	68.2	50.29	32.16	10.27	33.2	347	306	P	V
		11100	51.47	-22.53	74	57.59	39.6	15.68	61.4	100	206	P	V
		11100	43.2	-10.8	54	49.32	39.6	15.68	61.4	100	206	A	V
		16650	44.79	-23.41	68.2	45.18	39.05	19.69	59.13	100	0	P	V
802.11ac VHT40 CH 134 5670MHz		5818	56.05	-12.15	68.2	46.7	32.24	10.32	33.21	216	272	P	H
		11340	45.82	-28.18	74	51.82	39.58	15.82	61.4	100	0	P	H
		17010	46.62	-21.58	68.2	44.84	40.01	20.01	58.24	100	0	P	H
													H
		5848	59.99	-8.21	68.2	50.56	32.3	10.35	33.22	348	303	P	V
		11340	46.23	-27.77	74	52.23	39.58	15.82	61.4	100	0	P	V
		17010	46.38	-21.82	68.2	44.6	40.01	20.01	58.24	100	0	P	V
													V
Remark	1. No other spurious found. 2. All results are PASS against Peak and Average limit line.												

Band 3 5470~5725MHz

WIFI 802.11ac VHT80 (Band Edge @ 3m)

WIFI Ant.	Note	Frequency	Level	Over Limit	Limit Line	Read Level	Antenna Factor	Path Loss	Preamp Factor	Ant Pos	Table Pos	Peak Avg.	Pol.
1+2+3		(MHz)	(dBμV/m)	(dB)	(dBμV/m)	(dBμV)	(dB/m)	(dB)	(dB)	(cm)	(deg)	(P/A)	(H/V)
802.11ac VHT80 CH 106 5530MHz		5438.32	60.48	-13.52	74	52.04	31.68	9.87	33.11	227	274	P	H
		5467.6	66.58	-1.62	68.2	58.02	31.77	9.9	33.11	227	274	P	H
		5458.72	52.11	-1.89	54	43.6	31.73	9.89	33.11	227	274	P	H
	*	5530	106.43	-	-	97.75	31.84	9.96	33.12	227	274	P	H
	*	5530	98.56	-	-	89.88	31.84	9.96	33.12	227	274	A	H
		5728.145	52.18	-16.02	68.2	43.1	32.06	10.2	33.18	227	274	P	H
		5457.04	59.12	-14.88	74	50.61	31.73	9.89	33.11	361	305	P	V
		5467.6	63.47	-4.73	68.2	54.91	31.77	9.9	33.11	361	305	P	V
		5456.32	49.62	-4.38	54	41.11	31.73	9.89	33.11	361	305	A	V
	*	5530	107.38	-	-	98.7	31.84	9.96	33.12	361	305	P	V
	*	5530	99.58	-	-	90.9	31.84	9.96	33.12	361	305	A	V
		5727.515	55.81	-12.39	68.2	46.73	32.06	10.2	33.18	361	305	P	V
802.11ac VHT80 CH 122 5610MHz		5444.15	59.14	-14.86	74	50.68	31.69	9.88	33.11	228	275	P	H
		5469.35	62.51	-5.69	68.2	53.94	31.78	9.9	33.11	228	275	P	H
		5458.85	50.26	-3.74	54	41.74	31.74	9.89	33.11	228	275	A	H
	*	5610	108.63	-	-	99.97	31.78	10.03	33.15	228	275	P	H
	*	5610	100.37	-	-	91.71	31.78	10.03	33.15	228	275	A	H
		5726.675	61.91	-6.29	68.2	52.84	32.05	10.2	33.18	228	275	P	H
		5457.45	56.28	-17.72	74	47.77	31.73	9.89	33.11	355	305	P	V
		5466.55	62.03	-6.17	68.2	53.47	31.77	9.9	33.11	355	305	P	V
		5455.7	47.25	-6.75	54	38.75	31.72	9.89	33.11	355	305	A	V
	*	5610	110.34	-	-	101.68	31.78	10.03	33.15	355	305	P	V
	*	5610	101.97	-	-	93.31	31.78	10.03	33.15	355	305	A	V
		5731.75	66.46	-1.74	68.2	57.38	32.06	10.2	33.18	355	305	P	V
Remark	1. No other spurious found. 2. All results are PASS against Peak and Average limit line.												

Band 3 5470~5725MHz

WIFI 802.11ac VHT80 (Harmonic @ 3m)

WIFI Ant.	Note	Frequency	Level	Over Limit	Limit Line	Read Level	Antenna Factor	Path Loss	Preamp Factor	Ant Pos	Table Pos	Peak Avg.	Pol.
1+2+3		(MHz)	(dBμV/m)	(dB)	(dBμV/m)	(dBμV)	(dB/m)	(dB)	(dB)	(cm)	(deg)	(P/A)	(H/V)
802.11ac VHT80 CH 106 5530MHz		11060	46.47	-27.53	74	52.45	39.76	15.66	61.4	100	0	P	H
		16590	46.77	-21.43	68.2	47.54	38.88	19.64	59.29	100	0	P	H
													H
													H
		11060	46.54	-27.46	74	52.52	39.76	15.66	61.4	100	0	P	V
		16590	45.57	-22.63	68.2	46.34	38.88	19.64	59.29	100	0	P	V
													V
													V
802.11ac VHT80 CH 122 5610MHz		11220	50.11	-23.89	74	56.34	39.42	15.75	61.4	100	0	P	H
		16830	46.69	-21.51	68.2	45.51	40.04	19.85	58.71	100	0	P	H
													H
													H
		11220	50.29	-23.71	74	56.52	39.42	15.75	61.4	100	0	P	V
		16830	46.9	-21.3	68.2	45.72	40.04	19.85	58.71	100	0	P	V
													V
													V
Remark	1. No other spurious found. 2. All results are PASS against Peak and Average limit line.												

Band 3 - Straddle Channel

WIFI 802.11a (Band Edge @ 3m)

WIFI Ant. 1+2+3	Note	Frequency (MHz)	Level (dBμV/m)	Over Limit (dB)	Limit Line (dBμV/m)	Read Level (dBμV)	Antenna Factor (dB/m)	Path Loss (dB)	Preamp Factor (dB)	Ant Pos (cm)	Table Pos (deg)	Peak Avg. (P/A)	Pol. (H/V)
802.11a CH 144 5720MHz		5458.81	50.22	-23.78	74	41.7	31.74	9.89	33.11	201	13	P	H
		5464.66	50.39	-17.81	68.2	41.84	31.76	9.9	33.11	201	13	P	H
		5397.58	42.88	-11.12	54	34.56	31.59	9.84	33.11	201	13	A	H
	*	5720	119.78	-	-	110.73	32.04	10.19	33.18	201	13	P	H
	*	5720	111.79	-	-	102.74	32.04	10.19	33.18	201	13	A	H
		5878.25	62.12	-6.08	68.2	52.55	32.41	10.39	33.23	201	13	P	H
		5458.42	50.37	-23.63	74	41.86	31.73	9.89	33.11	300	304	P	V
		5465.83	50.87	-17.33	68.2	42.32	31.76	9.9	33.11	300	304	P	V
		5405.38	42.82	-11.18	54	34.48	31.61	9.84	33.11	300	304	A	V
	*	5720	122.85	-	-	113.8	32.04	10.19	33.18	300	304	P	V
	*	5720	114.75	-	-	105.7	32.04	10.19	33.18	300	304	A	V
		5887	66.05	-2.15	68.2	56.43	32.45	10.4	33.23	300	304	P	V
Remark	1. No other spurious found. 2. All results are PASS against Peak and Average limit line.												

Band 3 - Straddle Channel

WIFI 802.11a (Harmonic @ 3m)

WIFI Ant.	Note	Frequency	Level	Over Limit	Limit Line	Read Level	Antenna Factor	Path Loss	Preamp Factor	Ant Pos	Table Pos	Peak Avg.	Pol.
1+2+3		(MHz)	(dBμV/m)	(dB)	(dBμV/m)	(dBμV)	(dB/m)	(dB)	(dB)	(cm)	(deg)	(P/A)	(H/V)
802.11a CH 144 5720MHz		5956	60.13	-8.07	68.2	50.32	32.6	10.47	33.26	201	13	P	H
		11440	55.12	-18.88	74	60.94	39.7	15.88	61.4	200	151	P	H
		11440	46.13	-7.87	54	51.95	39.7	15.88	61.4	200	151	A	H
		17160	50.57	-17.63	68.2	47.87	40.28	20.15	57.73	100	0	P	H
		5968	63.53	-4.67	68.2	53.71	32.6	10.48	33.26	300	304	P	V
		11440	55.85	-18.15	74	61.67	39.7	15.88	61.4	100	348	P	V
		11440	47.14	-6.86	54	52.96	39.7	15.88	61.4	100	348	A	V
		17160	50.36	-17.84	68.2	47.66	40.28	20.15	57.73	100	0	P	V
Remark	1. No other spurious found. 2. All results are PASS against Peak and Average limit line.												

Band 3 - Straddle Channel

WIFI 802.11ac VHT20 (Band Edge @ 3m)

WIFI Ant.	Note	Frequency	Level	Over Limit	Limit Line	Read Level	Antenna Factor	Path Loss	Preamp Factor	Ant Pos	Table Pos	Peak Avg.	Pol.
1+2+3		(MHz)	(dBµV/m)	(dB)	(dBµV/m)	(dBµV)	(dB/m)	(dB)	(dB)	(cm)	(deg)	(P/A)	(H/V)
802.11ac VHT20 CH 144 5720MHz		5442.43	50.44	-23.56	74	41.99	31.68	9.88	33.11	201	13	P	H
		5468.56	51.26	-16.94	68.2	42.7	31.77	9.9	33.11	201	13	P	H
		5397.19	42.53	-11.47	54	34.22	31.58	9.84	33.11	201	13	A	H
	*	5720	118.25	-	-	109.2	32.04	10.19	33.18	201	13	P	H
	*	5720	110.35	-	-	101.3	32.04	10.19	33.18	201	13	A	H
		5875	59.3	-8.9	68.2	49.75	32.4	10.38	33.23	201	13	P	H
		5449.84	50.43	-23.57	74	41.96	31.7	9.88	33.11	300	304	P	V
		5468.56	51.12	-17.08	68.2	42.56	31.77	9.9	33.11	300	304	P	V
		5406.55	41.3	-12.7	54	32.95	31.61	9.85	33.11	300	304	A	V
	*	5720	121.25	-	-	112.2	32.04	10.19	33.18	300	304	P	V
	*	5720	113.28	-	-	104.23	32.04	10.19	33.18	300	304	A	V
		5887	63.75	-4.45	68.2	54.13	32.45	10.4	33.23	300	304	P	V
Remark	1. No other spurious found. 2. All results are PASS against Peak and Average limit line.												

Band 3 - Straddle Channel

WIFI 802.11ac VHT20 (Harmonic @ 3m)

WIFI Ant.	Note	Frequency	Level	Over Limit	Limit Line	Read Level	Antenna Factor	Path Loss	Preamp Factor	Ant Pos	Table Pos	Peak Avg.	Pol.
1+2+3		(MHz)	(dBμV/m)	(dB)	(dBμV/m)	(dBμV)	(dB/m)	(dB)	(dB)	(cm)	(deg)	(P/A)	(H/V)
802.11ac VHT20 CH 144 5720MHz		5968	59.86	-8.34	68.2	50.04	32.6	10.48	33.26	201	13	P	H
		11440	54.2	-19.8	74	60.02	39.7	15.88	61.4	205	149	P	H
		11440	45.19	-8.81	54	51.01	39.7	15.88	61.4	205	149	A	H
		17160	51.41	-16.79	68.2	48.71	40.28	20.15	57.73	100	0	P	H
		5962	62.71	-5.49	68.2	52.89	32.6	10.48	33.26	300	304	P	V
		11440	55.32	-18.68	74	61.14	39.7	15.88	61.4	100	348	P	V
		11440	46.5	-7.5	54	52.32	39.7	15.88	61.4	100	348	A	V
		17160	50.12	-18.08	68.2	47.42	40.28	20.15	57.73	100	0	P	V
Remark	1. No other spurious found. 2. All results are PASS against Peak and Average limit line.												

Band 3 - Straddle Channel

WIFI 802.11ac VHT40 (Band Edge @ 3m)

WIFI Ant.	Note	Frequency	Level	Over Limit	Limit Line	Read Level	Antenna Factor	Path Loss	Preamp Factor	Ant Pos	Table Pos	Peak Avg.	Pol.
1+2+3		(MHz)	(dBμV/m)	(dB)	(dBμV/m)	(dBμV)	(dB/m)	(dB)	(dB)	(cm)	(deg)	(P/A)	(H/V)
802.11ac VHT40 CH 142 5710MHz		5452.57	56.97	-17.03	74	48.48	31.71	9.89	33.11	205	282	P	H
		5462.32	57.01	-11.19	68.2	48.47	31.75	9.9	33.11	205	282	P	H
		5457.64	50.28	-3.72	54	41.77	31.73	9.89	33.11	205	282	A	H
	*	5710	117.32	-	-	108.31	32.02	10.17	33.18	205	282	P	H
	*	5710	108.71	-	-	99.7	32.02	10.17	33.18	205	282	A	H
		5862.5	61.73	-6.47	68.2	52.24	32.35	10.37	33.23	205	282	P	H
		5452.57	53.95	-20.05	74	45.46	31.71	9.89	33.11	346	304	P	V
		5461.54	55.43	-12.77	68.2	46.89	31.75	9.9	33.11	346	304	P	V
		5456.47	48.8	-5.2	54	40.29	31.73	9.89	33.11	346	304	A	V
	*	5710	119.54	-	-	110.53	32.02	10.17	33.18	346	304	P	V
	*	5710	111.32	-	-	102.31	32.02	10.17	33.18	346	304	A	V
		5852	64.82	-3.38	68.2	55.37	32.31	10.36	33.22	346	304	P	V
Remark	1. No other spurious found. 2. All results are PASS against Peak and Average limit line.												

Band 3 - Straddle Channel

WIFI 802.11ac VHT40 (Harmonic @ 3m)

WIFI Ant.	Note	Frequency	Level	Over Limit	Limit Line	Read Level	Antenna Factor	Path Loss	Preamp Factor	Ant Pos	Table Pos	Peak Avg.	Pol.
1+2+3		(MHz)	(dBμV/m)	(dB)	(dBμV/m)	(dBμV)	(dB/m)	(dB)	(dB)	(cm)	(deg)	(P/A)	(H/V)
802.11ac VHT40 CH 142 5710MHz		11420	53.57	-20.43	74	59.4	39.7	15.87	61.4	220	147	P	H
		11420	44.66	-9.34	54	50.49	39.7	15.87	61.4	220	147	A	H
		17130	50.45	-17.75	68.2	47.99	40.19	20.12	57.85	100	0	P	H
													H
		11420	55.59	-18.41	74	61.42	39.7	15.87	61.4	100	347	P	V
		11420	45.89	-8.11	54	51.72	39.7	15.87	61.4	100	347	A	V
		17130	51.16	-17.04	68.2	48.7	40.19	20.12	57.85	100	0	P	V
													V
Remark	1. No other spurious found. 2. All results are PASS against Peak and Average limit line.												

Band 3 - Straddle Channel

WIFI 802.11ac VHT80 (Band Edge @ 3m)

WIFI Ant.	Note	Frequency	Level	Over Limit	Limit Line	Read Level	Antenna Factor	Path Loss	Preamp Factor	Ant Pos	Table Pos	Peak Avg.	Pol.
1+2+3		(MHz)	(dBμV/m)	(dB)	(dBμV/m)	(dBμV)	(dB/m)	(dB)	(dB)	(cm)	(deg)	(P/A)	(H/V)
802.11ac VHT80 CH 138 5690MHz		5456.86	59.78	-14.22	74	51.27	31.73	9.89	33.11	206	283	P	H
		5467	64.16	-4.04	68.2	55.6	31.77	9.9	33.11	206	283	P	H
		5456.86	50.99	-3.01	54	42.48	31.73	9.89	33.11	206	283	A	H
	*	5690	111.77	-	-	102.85	31.94	10.15	33.17	206	283	P	H
	*	5690	103.82	-	-	94.9	31.94	10.15	33.17	206	283	A	H
		5854	63	-5.2	68.2	53.54	32.32	10.36	33.22	206	283	P	H
		5450.62	58.47	-15.53	74	49.99	31.7	9.89	33.11	353	302	P	V
		5461.15	59.04	-9.16	68.2	50.51	31.74	9.9	33.11	353	302	P	V
		5456.47	50.13	-3.87	54	41.62	31.73	9.89	33.11	353	302	A	V
	*	5690	114.61	-	-	105.69	31.94	10.15	33.17	353	302	P	V
	*	5690	107	-	-	98.08	31.94	10.15	33.17	353	302	A	V
		5857.9	66.31	-1.89	68.2	56.84	32.33	10.36	33.22	353	302	P	V
Remark	1. No other spurious found. 2. All results are PASS against Peak and Average limit line.												

Band 3 - Straddle Channel

WIFI 802.11ac VHT80 (Harmonic @ 3m)

WIFI Ant.	Note	Frequency	Level	Over Limit	Limit Line	Read Level	Antenna Factor	Path Loss	Preamp Factor	Ant Pos	Table Pos	Peak Avg.	Pol.
1+2+3		(MHz)	(dBμV/m)	(dB)	(dBμV/m)	(dBμV)	(dB/m)	(dB)	(dB)	(cm)	(deg)	(P/A)	(H/V)
802.11ac VHT80 CH 138 5690MHz		11380	46.42	-27.58	74	52.31	39.66	15.85	61.4	100	0	P	H
		17070	47.88	-20.32	68.2	45.81	40.07	20.07	58.07	100	0	P	H
													H
													H
		11380	50.16	-23.84	74	56.05	39.66	15.85	61.4	100	348	P	V
		11380	41.79	-12.21	54	47.68	39.66	15.85	61.4	100	348	A	V
		17070	47.2	-21	68.2	45.13	40.07	20.07	58.07	100	0	P	V
													V
Remark	1. No other spurious found. 2. All results are PASS against Peak and Average limit line.												

Band 2 - 5250~5350MHz

WIFI 802.11a (Band Edge @ 3m)

WIFI Ant.	Note	Frequency	Level	Over Limit	Limit Line	Read Level	Antenna Factor	Path Loss	Preamp Factor	Ant Pos	Table Pos	Peak Avg.	Pol.
1+2+3+4		(MHz)	(dBμV/m)	(dB)	(dBμV/m)	(dBμV)	(dB/m)	(dB)	(dB)	(cm)	(deg)	(P/A)	(H/V)
802.11a CH 52 5260MHz		5105.74	56.35	-17.65	74	48.04	31.81	9.62	33.12	212	286	P	H
		5105.4	48.22	-5.78	54	39.91	31.81	9.62	33.12	212	286	A	H
	*	5260	120.85	-	-	112.8	31.38	9.78	33.11	212	286	P	H
	*	5260	113.9	-	-	105.85	31.38	9.78	33.11	212	286	A	H
		5363.52	61.01	-12.99	74	52.91	31.38	9.83	33.11	212	286	P	H
		5352.72	51.39	-2.61	54	43.36	31.32	9.82	33.11	212	286	A	H
		5141.44	53.34	-20.66	74	44.91	31.88	9.67	33.12	349	302	P	V
		5092.48	44.97	-9.03	54	36.72	31.77	9.6	33.12	349	302	A	V
	*	5260	119.1	-	-	111.05	31.38	9.78	33.11	349	302	P	V
	*	5260	111.83	-	-	103.78	31.38	9.78	33.11	349	302	A	V
		5413.68	60.1	-13.9	74	51.73	31.63	9.85	33.11	349	302	P	V
		5414.16	50.67	-3.33	54	42.3	31.63	9.85	33.11	349	302	A	V
802.11a CH 60 5300MHz		5147.22	53.52	-20.48	74	45.07	31.89	9.68	33.12	213	286	P	H
		5145.52	46.57	-7.43	54	38.12	31.89	9.68	33.12	213	286	A	H
	*	5300	121.01	-	-	113.02	31.3	9.8	33.11	213	286	P	H
	*	5300	113.67	-	-	105.68	31.3	9.8	33.11	213	286	A	H
		5350.32	60.51	-13.49	74	52.5	31.3	9.82	33.11	213	286	P	H
		5385.84	52.7	-1.3	54	44.46	31.52	9.83	33.11	213	286	A	H
		5132.94	51.84	-22.16	74	43.43	31.87	9.66	33.12	362	312	P	V
		5133.28	44.01	-9.99	54	35.6	31.87	9.66	33.12	362	312	A	V
	*	5300	119.01	-	-	111.02	31.3	9.8	33.11	362	312	P	V
	*	5300	111.8	-	-	103.81	31.3	9.8	33.11	362	312	A	V
		5453.76	58.69	-15.31	74	50.19	31.72	9.89	33.11	362	312	P	V
		5373.12	51.95	-2.05	54	43.79	31.44	9.83	33.11	362	312	A	V

802.11a CH 64 5320MHz	*	5320	117.64	-	-	109.64	31.3	9.81	33.11	200	285	P	H
	*	5320	110.65	-	-	102.65	31.3	9.81	33.11	200	285	A	H
		5356.64	62.92	-11.08	74	54.87	31.34	9.82	33.11	200	285	P	H
		5350.08	52.43	-1.57	54	44.42	31.3	9.82	33.11	200	285	A	H
													H
													H
	*	5320	116.14	-	-	108.14	31.3	9.81	33.11	363	310	P	V
	*	5320	108.62	-	-	100.62	31.3	9.81	33.11	363	310	A	V
		5354.56	57.01	-16.99	74	48.97	31.33	9.82	33.11	363	310	P	V
		5352.64	49.88	-4.12	54	41.85	31.32	9.82	33.11	363	310	A	V
													V
													V
Remark	1. No other spurious found. 2. All results are PASS against Peak and Average limit line.												

Band 2 5250~5350MHz

WIFI 802.11a (Harmonic @ 3m)

WIFI Ant.	Note	Frequency	Level	Over Limit	Limit Line	Read Level	Antenna Factor	Path Loss	Preamp Factor	Ant Pos	Table Pos	Peak Avg.	Pol.
1+2+3+4		(MHz)	(dBμV/m)	(dB)	(dBμV/m)	(dBμV)	(dB/m)	(dB)	(dB)	(cm)	(deg)	(P/A)	(H/V)
802.11a CH 52 5260MHz		5560	61.54	-6.66	68.2	52.89	31.8	9.98	33.13	100	10	P	H
		10520	57.05	-11.15	68.2	63.01	39.7	15.35	61.01	100	0	P	H
		15780	52.57	-21.43	74	56.37	37.58	19	60.38	197	334	P	H
		15780	41.93	-12.07	54	45.73	37.58	19	60.38	197	334	A	H
		5548	63.24	-4.96	68.2	54.6	31.8	9.97	33.13	221	306	P	V
		10520	56.73	-11.47	68.2	62.69	39.7	15.35	61.01	100	0	P	V
		15780	54.85	-19.15	74	58.65	37.58	19	60.38	100	55	P	V
		15780	43.36	-10.64	54	47.16	37.58	19	60.38	100	55	A	V
802.11a CH 60 5300MHz		5596	58.41	-9.79	68.2	49.73	31.8	10.02	33.14	213	286	P	H
		10600	58.1	-15.9	74	64.08	39.7	15.4	61.08	193	338	P	H
		10600	47.93	-6.07	54	53.91	39.7	15.4	61.08	193	338	A	H
		15900	47.08	-26.92	74	51.11	37.2	19.05	60.28	100	0	P	H
		5602	61.63	-6.57	68.2	52.95	31.8	10.02	33.14	362	312	P	V
		10600	59.78	-14.22	74	65.76	39.7	15.4	61.08	105	20	P	V
		10600	50.69	-3.31	54	56.67	39.7	15.4	61.08	105	20	A	V
		15900	47.16	-26.84	74	51.19	37.2	19.05	60.28	100	0	P	V
802.11a CH 64 5320MHz		5620	54.41	-13.79	68.2	45.75	31.76	10.05	33.15	200	285	P	H
		10640	49.49	-24.51	74	55.52	39.66	15.42	61.11	100	0	P	H
		15960	42.92	-31.08	74	47.05	37.02	19.08	60.23	100	0	P	H
													H
		5614	56.08	-12.12	68.2	47.42	31.77	10.04	33.15	363	310	P	V
		10640	56.54	-17.46	74	62.57	39.66	15.42	61.11	100	21	P	V
		10640	46.71	-7.29	54	52.74	39.66	15.42	61.11	100	21	A	V
		15960	41.94	-32.06	74	46.07	37.02	19.08	60.23	100	0	P	V
Remark	1. No other spurious found. 2. All results are PASS against Peak and Average limit line.												

Band 2 5250~5350MHz

WIFI 802.11ac VHT20 (Band Edge @ 3m)

WIFI Ant.	Note	Frequency	Level	Over Limit	Limit Line	Read Level	Antenna Factor	Path Loss	Preamp Factor	Ant Pos	Table Pos	Peak Avg.	Pol.
1+2+3+4		(MHz)	(dBµV/m)	(dB)	(dBµV/m)	(dBµV)	(dB/m)	(dB)	(dB)	(cm)	(deg)	(P/A)	(H/V)
802.11ac VHT20 CH 52 5260MHz		5147.22	53.94	-20.06	74	45.49	31.89	9.68	33.12	216	282	P	H
		5149.94	45.34	-8.66	54	36.88	31.9	9.68	33.12	216	282	A	H
	*	5260	121.26	-	-	113.21	31.38	9.78	33.11	216	282	P	H
	*	5260	113.51	-	-	105.46	31.38	9.78	33.11	216	282	A	H
		5413.68	58.64	-15.36	74	50.27	31.63	9.85	33.11	216	282	P	H
		5418.48	50.4	-3.6	54	42.01	31.64	9.86	33.11	216	282	A	H
		5143.48	52.41	-21.59	74	43.96	31.89	9.68	33.12	354	313	P	V
		5149.94	43.88	-10.12	54	35.42	31.9	9.68	33.12	354	313	A	V
	*	5260	118.31	-	-	110.26	31.38	9.78	33.11	354	313	P	V
	*	5260	111.07	-	-	103.02	31.38	9.78	33.11	354	313	A	V
		5417.04	57.29	-16.71	74	48.91	31.63	9.86	33.11	354	313	P	V
		5426.88	49.43	-4.57	54	41.03	31.65	9.86	33.11	354	313	A	V
802.11ac VHT20 CH 60 5300MHz		5133.96	52.84	-21.16	74	44.43	31.87	9.66	33.12	200	282	P	H
		5143.14	44.84	-9.16	54	36.4	31.89	9.67	33.12	200	282	A	H
	*	5300	120.41	-	-	112.42	31.3	9.8	33.11	200	282	P	H
	*	5300	112.43	-	-	104.44	31.3	9.8	33.11	200	282	A	H
		5352.48	65.27	-8.73	74	57.25	31.31	9.82	33.11	200	282	P	H
		5351.04	52.54	-1.46	54	44.52	31.31	9.82	33.11	200	282	A	H
		5141.78	52.56	-21.44	74	44.13	31.88	9.67	33.12	362	313	P	V
		5146.54	43.45	-10.55	54	35	31.89	9.68	33.12	362	313	A	V
	*	5300	117.98	-	-	109.99	31.3	9.8	33.11	362	313	P	V
	*	5300	109.94	-	-	101.95	31.3	9.8	33.11	362	313	A	V
		5358.72	58.8	-15.2	74	50.74	31.35	9.82	33.11	362	313	P	V
		5376.72	50.49	-3.51	54	42.31	31.46	9.83	33.11	362	313	A	V

802.11ac VHT20 CH 64 5320MHz	*	5320	116.66	-	-	108.66	31.3	9.81	33.11	220	282	P	H
	*	5320	108.22	-	-	100.22	31.3	9.81	33.11	220	282	A	H
		5350.72	61.75	-12.25	74	53.74	31.3	9.82	33.11	220	282	P	H
		5353.12	51.36	-2.64	54	43.33	31.32	9.82	33.11	220	282	A	H
													H
													H
	*	5320	114.3	-	-	106.3	31.3	9.81	33.11	361	311	P	V
	*	5320	106.31	-	-	98.31	31.3	9.81	33.11	361	311	A	V
		5352.16	67.12	-6.88	74	59.1	31.31	9.82	33.11	361	311	P	V
		5351.36	49.94	-4.06	54	41.92	31.31	9.82	33.11	361	311	A	V
													V
													V
Remark	1. No other spurious found. 2. All results are PASS against Peak and Average limit line.												

Band 2 5250~5350MHz

WIFI 802.11ac VHT20 (Harmonic @ 3m)

WIFI Ant.	Note	Frequency	Level	Over Limit	Limit Line	Read Level	Antenna Factor	Path Loss	Preamp Factor	Ant Pos	Table Pos	Peak Avg.	Pol.
1+2+3+4		(MHz)	(dBμV/m)	(dB)	(dBμV/m)	(dBμV)	(dB/m)	(dB)	(dB)	(cm)	(deg)	(P/A)	(H/V)
802.11ac VHT20 CH 52 5260MHz		5560	57.87	-10.33	68.2	49.22	31.8	9.98	33.13	216	282	P	H
		10520	54.83	-13.37	68.2	60.79	39.7	15.35	61.01	100	0	P	H
		15780	54.2	-19.8	74	58	37.58	19	60.38	203	331	P	H
		15780	44.07	-9.93	54	47.87	37.58	19	60.38	203	331	A	H
		5560	60.73	-7.47	68.2	52.08	31.8	9.98	33.13	354	313	P	V
		10520	57.44	-10.76	68.2	63.4	39.7	15.35	61.01	100	0	P	V
		15780	53.09	-20.91	74	56.89	37.58	19	60.38	100	44	P	V
		15780	43.78	-10.22	54	47.58	37.58	19	60.38	100	44	A	V
802.11ac VHT20 CH 60 5300MHz		5602	56.12	-12.08	68.2	47.44	31.8	10.02	33.14	200	282	P	H
		10600	59.98	-14.02	74	65.96	39.7	15.4	61.08	199	339	P	H
		10600	49.75	-4.25	54	55.73	39.7	15.4	61.08	199	339	A	H
		15900	46.59	-27.41	74	50.62	37.2	19.05	60.28	100	0	P	H
		5530	58.38	-9.82	68.2	49.7	31.84	9.96	33.12	362	313	P	V
		10600	59.41	-14.59	74	65.39	39.7	15.4	61.08	107	20	P	V
		10600	49.69	-4.31	54	55.67	39.7	15.4	61.08	107	20	A	V
		15900	46.64	-27.36	74	50.67	37.2	19.05	60.28	100	0	P	V
802.11ac VHT20 CH 64 5320MHz		5614	55.02	-13.18	68.2	46.36	31.77	10.04	33.15	220	282	P	H
		10640	49.45	-24.55	74	55.48	39.66	15.42	61.11	100	0	P	H
		15960	42.42	-31.58	74	46.55	37.02	19.08	60.23	100	0	P	H
													H
		5620	58.92	-9.28	68.2	50.26	31.76	10.05	33.15	361	311	P	V
		10640	54.2	-19.8	74	60.23	39.66	15.42	61.11	100	20	P	V
		10640	44.77	-9.23	54	50.8	39.66	15.42	61.11	100	20	A	V
		15960	42.6	-31.4	74	46.73	37.02	19.08	60.23	100	0	P	V
Remark	1. No other spurious found. 2. All results are PASS against Peak and Average limit line.												

Band 2 5250~5350MHz

WIFI 802.11ac VHT40 (Band Edge @ 3m)

WIFI Ant.	Note	Frequency	Level	Over Limit	Limit Line	Read Level	Antenna Factor	Path Loss	Preamp Factor	Ant Pos	Table Pos	Peak Avg.	Pol.
1+2+3+4		(MHz)	(dBμV/m)	(dB)	(dBμV/m)	(dBμV)	(dB/m)	(dB)	(dB)	(cm)	(deg)	(P/A)	(H/V)
802.11ac VHT40 CH 54 5270MHz		5108.12	54.08	-19.92	74	45.76	31.82	9.62	33.12	229	280	P	H
		5118.32	46.99	-7.01	54	38.63	31.84	9.64	33.12	229	280	A	H
	*	5270	114.38	-	-	106.34	31.36	9.79	33.11	229	280	P	H
	*	5270	107.21	-	-	99.17	31.36	9.79	33.11	229	280	A	H
		5438.16	59.91	-14.09	74	51.47	31.68	9.87	33.11	229	280	P	H
		5438.4	52.8	-1.2	54	44.36	31.68	9.87	33.11	229	280	A	H
		5121.04	52.93	-21.07	74	44.57	31.84	9.64	33.12	368	306	P	V
		5116.62	46.25	-7.75	54	37.91	31.83	9.63	33.12	368	306	A	V
	*	5270	111.91	-	-	103.87	31.36	9.79	33.11	368	306	P	V
	*	5270	105.67	-	-	97.63	31.36	9.79	33.11	368	306	A	V
		5421.84	59.92	-14.08	74	51.53	31.64	9.86	33.11	368	306	P	V
		5421.84	52.69	-1.31	54	44.3	31.64	9.86	33.11	368	306	P	V
802.11ac VHT40 CH 62 5310MHz		5147.56	51.43	-22.57	74	42.97	31.9	9.68	33.12	225	280	P	H
		5143.14	44.7	-9.3	54	36.26	31.89	9.67	33.12	225	280	A	H
	*	5310	111.26	-	-	103.27	31.3	9.8	33.11	225	280	P	H
	*	5310	103.2	-	-	95.21	31.3	9.8	33.11	225	280	A	H
		5351.28	59.65	-14.35	74	51.63	31.31	9.82	33.11	225	280	P	H
		5353.2	52.87	-1.13	54	44.84	31.32	9.82	33.11	225	280	P	H
		5142.12	50.35	-23.65	74	41.92	31.88	9.67	33.12	360	304	P	V
		5141.78	43.41	-10.59	54	34.98	31.88	9.67	33.12	360	304	A	V
	*	5310	108.09	-	-	100.1	31.3	9.8	33.11	360	304	P	V
	*	5310	101.23	-	-	93.24	31.3	9.8	33.11	360	304	A	V
		5456.88	56.01	-17.99	74	47.5	31.73	9.89	33.11	360	304	P	V
		5351.28	50.16	-3.84	54	42.14	31.31	9.82	33.11	360	304	A	V
Remark	1. No other spurious found. 2. All results are PASS against Peak and Average limit line.												

Band 2 5250~5350MHz

WIFI 802.11ac VHT40 (Harmonic @ 3m)

WIFI Ant.	Note	Frequency	Level	Over Limit	Limit Line	Read Level	Antenna Factor	Path Loss	Preamp Factor	Ant Pos	Table Pos	Peak Avg.	Pol.
1+2+3+4		(MHz)	(dBμV/m)	(dB)	(dBμV/m)	(dBμV)	(dB/m)	(dB)	(dB)	(cm)	(deg)	(P/A)	(H/V)
802.11ac VHT40 CH 54 5270MHz		5512	56.35	-11.85	68.2	47.64	31.88	9.94	33.11	229	280	P	H
		10540	47.75	-20.45	68.2	53.71	39.7	15.37	61.03	100	0	P	H
		15810	43.07	-30.93	74	46.85	37.56	19.01	60.35	100	0	P	H
													H
		5524	56.39	-11.81	68.2	47.71	31.85	9.95	33.12	368	306	P	V
		10540	51.2	-17	68.2	57.16	39.7	15.37	61.03	100	0	P	V
		15810	44.62	-29.38	74	48.4	37.56	19.01	60.35	100	0	P	V
													V
802.11ac VHT40 CH 62 5310MHz		5464	56.64	-11.56	68.2	48.09	31.76	9.9	33.11	225	280	P	H
		10620	46.91	-27.09	74	52.92	39.68	15.41	61.1	100	0	P	H
		15930	41.92	-32.08	74	46.01	37.11	19.06	60.26	100	0	P	H
													H
		5464	58.77	-9.43	68.2	50.22	31.76	9.9	33.11	360	304	P	V
		10620	46.21	-27.79	74	52.22	39.68	15.41	61.1	100	0	P	V
		15930	42.75	-31.25	74	46.84	37.11	19.06	60.26	100	0	P	V
													V
Remark	1. No other spurious found. 2. All results are PASS against Peak and Average limit line.												

Band 2 5250~5350MHz

WIFI 802.11ac VHT80 (Band Edge @ 3m)

WIFI Ant.	Note	Frequency	Level	Over Limit	Limit Line	Read Level	Antenna Factor	Path Loss	Preamp Factor	Ant Pos	Table Pos	Peak Avg.	Pol.
1+2+3+4		(MHz)	(dBμV/m)	(dB)	(dBμV/m)	(dBμV)	(dB/m)	(dB)	(dB)	(cm)	(deg)	(P/A)	(H/V)
802.11ac VHT80 CH 58 5290MHz		5085.5	51.55	-22.45	74	43.34	31.74	9.59	33.12	218	280	P	H
		5143.4	44.01	-9.99	54	35.56	31.89	9.68	33.12	218	280	A	H
	*	5290	107.99	-	-	99.98	31.32	9.8	33.11	218	280	P	H
	*	5290	100.65	-	-	92.64	31.32	9.8	33.11	218	280	A	H
		5353.92	63.25	-10.75	74	55.22	31.32	9.82	33.11	218	280	P	H
		5354.4	52.34	-1.66	54	44.3	31.33	9.82	33.11	218	280	P	H
		5145.5	50.93	-23.07	74	42.48	31.89	9.68	33.12	382	306	P	V
		5146.7	43.43	-10.57	54	34.98	31.89	9.68	33.12	382	306	A	V
	*	5290	106.07	-	-	98.06	31.32	9.8	33.11	382	306	P	V
	*	5290	98.97	-	-	90.96	31.32	9.8	33.11	382	306	A	V
		5352.96	61.09	-12.91	74	53.06	31.32	9.82	33.11	382	306	P	V
		5351.76	51.75	-2.25	54	43.73	31.31	9.82	33.11	382	306	A	V
Remark	1. No other spurious found. 2. All results are PASS against Peak and Average limit line.												

Band 2 5250~5350MHz

WIFI 802.11ac VHT80 (Harmonic @ 3m)

WIFI Ant.	Note	Frequency	Level	Over Limit	Limit Line	Read Level	Antenna Factor	Path Loss	Preamp Factor	Ant Pos	Table Pos	Peak Avg.	Pol.
1+2+3+4		(MHz)	(dBμV/m)	(dB)	(dBμV/m)	(dBμV)	(dB/m)	(dB)	(dB)	(cm)	(deg)	(P/A)	(H/V)
802.11ac VHT80 CH 58 5290MHz		10580	44.81	-23.39	68.2	50.79	39.7	15.39	61.07	100	0	P	H
		15870	44.01	-29.99	74	47.95	37.32	19.04	60.3	100	0	P	H
													H
													H
		10580	45.67	-22.53	68.2	51.65	39.7	15.39	61.07	100	0	P	V
		15870	42.95	-31.05	74	46.89	37.32	19.04	60.3	100	0	P	V
													V
													V
Remark	1. No other spurious found. 2. All results are PASS against Peak and Average limit line.												

Band 3 - 5470~5725MHz

WIFI 802.11a (Band Edge @ 3m)

WIFI Ant. 1+2+3+4	Note	Frequency (MHz)	Level (dBμV/m)	Over Limit (dB)	Limit Line (dBμV/m)	Read Level (dBμV)	Antenna Factor (dB/m)	Path Loss (dB)	Preamp Factor (dB)	Ant Pos (cm)	Table Pos (deg)	Peak Avg. (P/A)	Pol. (H/V)
802.11a CH 100 5500MHz		5455.92	57.61	-16.39	74	49.11	31.72	9.89	33.11	100	29	P	H
		5464.24	61.22	-6.98	68.2	52.67	31.76	9.9	33.11	100	29	P	H
		5416.24	48.35	-5.65	54	39.98	31.63	9.85	33.11	100	29	A	H
	*	5500	116.66	-	-	107.94	31.9	9.93	33.11	100	29	P	H
	*	5500	108.75	-	-	100.03	31.9	9.93	33.11	100	29	A	H
													H
		5413.84	57.13	-16.87	74	48.76	31.63	9.85	33.11	290	300	P	V
		5470	65.19	-3.01	68.2	56.62	31.78	9.9	33.11	290	300	P	V
		5412.72	48.77	-5.23	54	40.4	31.63	9.85	33.11	290	300	A	V
	*	5500	116.57	-	-	107.85	31.9	9.93	33.11	290	300	P	V
	*	5500	109.37	-	-	100.65	31.9	9.93	33.11	290	300	A	V
													V
802.11a CH 116 5580MHz		5415.76	59.69	-14.31	74	51.32	31.63	9.85	33.11	100	34	P	H
		5464.96	52.75	-15.45	68.2	44.2	31.76	9.9	33.11	100	34	P	H
		5415.76	52.44	-1.56	54	44.07	31.63	9.85	33.11	100	34	A	H
	*	5580	119.77	-	-	111.11	31.8	10	33.14	100	34	P	H
	*	5580	112.85	-	-	104.19	31.8	10	33.14	100	34	A	H
		5736.65	63.88	-4.32	68.2	54.79	32.07	10.21	33.19	100	34	P	H
		5412.4	60.14	-13.86	74	51.78	31.62	9.85	33.11	283	301	P	V
		5468.56	54.68	-13.52	68.2	46.12	31.77	9.9	33.11	283	301	P	V
		5412.4	52.62	-1.38	54	44.26	31.62	9.85	33.11	283	301	A	V
	*	5580	121.22	-	-	112.56	31.8	10	33.14	283	301	P	V
	*	5580	114.17	-	-	105.51	31.8	10	33.14	283	301	A	V
		5733.5	67.16	-1.04	68.2	58.06	32.07	10.21	33.18	283	301	P	V

802.11a CH 140 5700MHz	*	5700	115.56	-	-	106.57	32	10.16	33.17	100	46	P	H
	*	5700	107.31	-	-	98.32	32	10.16	33.17	100	46	A	H
		5725.32	63.75	-4.45	68.2	54.68	32.05	10.2	33.18	100	46	P	H
													H
													H
													H
	*	5700	115.53	-	-	106.54	32	10.16	33.17	272	300	P	V
	*	5700	108.7	-	-	99.71	32	10.16	33.17	272	300	A	V
		5730.36	67.09	-1.11	68.2	58.01	32.06	10.2	33.18	272	300	P	V
													V
													V
													V
Remark	1. No other spurious found. 2. All results are PASS against Peak and Average limit line.												

Band 3 - 5470~5725MHz

WIFI 802.11a (Harmonic @ 3m)

WIFI Ant.	Note	Frequency	Level	Over Limit	Limit Line	Read Level	Antenna Factor	Path Loss	Preamp Factor	Ant Pos	Table Pos	Peak Avg.	Pol.
1+2+3+4		(MHz)	(dBμV/m)	(dB)	(dBμV/m)	(dBμV)	(dB/m)	(dB)	(dB)	(cm)	(deg)	(P/A)	(H/V)
802.11a CH 100 5500MHz		5656	61.69	-6.51	68.2	53.01	31.74	10.1	33.16	100	29	P	H
		11000	52.48	-21.52	74	58.26	40	15.62	61.4	236	341	P	H
		11000	42.06	-11.94	54	47.84	40	15.62	61.4	236	341	A	H
		16500	43.82	-24.38	68.2	45.07	38.7	19.55	59.5	100	0	P	H
		5650	63.48	-4.72	68.2	54.85	31.7	10.09	33.16	290	300	P	V
		11000	51.78	-22.22	74	57.56	40	15.62	61.4	100	5	P	V
		11000	41.57	-12.43	54	47.35	40	15.62	61.4	100	5	A	V
		16500	44.05	-24.15	68.2	45.3	38.7	19.55	59.5	100	0	P	V
802.11a CH 116 5580MHz		5806	61.21	-6.99	68.2	51.9	32.21	10.31	33.21	100	34	P	H
		11160	61.05	-12.95	74	67.25	39.48	15.72	61.4	239	232	P	H
		11160	52.11	-1.89	54	58.31	39.48	15.72	61.4	239	232	A	H
		16740	55.21	-12.99	68.2	54.8	39.56	19.77	58.92	100	0	P	H
		5812	64.63	-3.57	68.2	55.31	32.22	10.31	33.21	283	301	P	V
		11160	59.03	-14.97	74	65.23	39.48	15.72	61.4	100	205	P	V
		11160	50.54	-3.46	54	56.74	39.48	15.72	61.4	100	205	A	V
		16740	56.86	-11.34	68.2	56.45	39.56	19.77	58.92	100	0	P	V
802.11a CH 140 5700MHz		5854	59	-9.2	68.2	49.54	32.32	10.36	33.22	100	46	P	H
		5944	56.89	-11.31	68.2	47.09	32.59	10.46	33.25	100	46	P	H
		11400	47.19	-26.81	74	53.03	39.7	15.86	61.4	100	0	P	H
		17100	46.77	-21.43	68.2	44.53	40.1	20.1	57.96	100	0	P	H
		5854	60.05	-8.15	68.2	50.59	32.32	10.36	33.22	272	300	P	V
		5932	57.79	-10.41	68.2	48.03	32.56	10.45	33.25	272	300	P	V
		11400	48.54	-25.46	74	54.38	39.7	15.86	61.4	100	0	P	V
		17100	46.58	-21.62	68.2	44.34	40.1	20.1	57.96	100	0	P	V
Remark	1. No other spurious found. 2. All results are PASS against Peak and Average limit line.												

Band 3 - 5470~5725MHz

WIFI 802.11ac VHT20 (Band Edge @ 3m)

WIFI Ant.	Note	Frequency	Level	Over Limit	Limit Line	Read Level	Antenna Factor	Path Loss	Preamp Factor	Ant Pos	Table Pos	Peak Avg.	Pol.
1+2+3+4		(MHz)	(dBμV/m)	(dB)	(dBμV/m)	(dBμV)	(dB/m)	(dB)	(dB)	(cm)	(deg)	(P/A)	(H/V)
802.11ac VHT20 CH 100 5500MHz		5457.36	62.35	-11.65	74	53.84	31.73	9.89	33.11	116	34	P	H
		5469.2	66.92	-1.28	68.2	58.35	31.78	9.9	33.11	116	34	P	H
		5458.96	49.5	-4.5	54	40.98	31.74	9.89	33.11	116	34	A	H
	*	5500	114.2	-	-	105.48	31.9	9.93	33.11	116	34	P	H
	*	5500	103.49	-	-	94.77	31.9	9.93	33.11	116	34	A	H
													H
		5460.08	59.38	-8.82	68.2	50.86	31.74	9.89	33.11	286	300	P	V
		5466.32	66.98	-1.22	68.2	58.42	31.77	9.9	33.11	286	300	P	V
		5456.4	47.31	-6.69	54	38.8	31.73	9.89	33.11	286	300	A	V
	*	5500	115.7	-	-	106.98	31.9	9.93	33.11	286	300	P	V
	*	5500	105	-	-	96.28	31.9	9.93	33.11	286	300	A	V
													V
802.11ac VHT20 CH 116 5580MHz		5422	59.05	-14.95	74	50.66	31.64	9.86	33.11	100	34	P	H
		5467.12	52.69	-15.51	68.2	44.13	31.77	9.9	33.11	100	34	P	H
		5422.24	52.14	-1.86	54	43.75	31.64	9.86	33.11	100	34	A	H
	*	5580	118.88	-	-	110.22	31.8	10	33.14	100	34	P	H
	*	5580	111.6	-	-	102.94	31.8	10	33.14	100	34	A	H
		5742.32	62.47	-5.73	68.2	53.36	32.08	10.22	33.19	100	34	P	H
		5426.32	59.55	-14.45	74	51.15	31.65	9.86	33.11	295	302	P	V
		5464.72	52.17	-16.03	68.2	43.62	31.76	9.9	33.11	295	302	P	V
		5426.32	51.96	-2.04	54	43.56	31.65	9.86	33.11	295	302	A	V
	*	5580	120.45	-	-	111.79	31.8	10	33.14	295	302	P	V
	*	5580	113.26	-	-	104.6	31.8	10	33.14	295	302	A	V
		5736.65	64.86	-3.34	68.2	55.77	32.07	10.21	33.19	295	302	P	V

802.11ac VHT20 CH 140 5700MHz	*	5700	110.97	-	-	101.98	32	10.16	33.17	112	45	P	H
	*	5700	103.93	-	-	94.94	32	10.16	33.17	112	45	A	H
		5727.24	64.3	-3.9	68.2	55.23	32.05	10.2	33.18	112	45	P	H
													H
													H
													H
	*	5700	114.01	-	-	105.02	32	10.16	33.17	269	301	P	V
	*	5700	106.22	-	-	97.23	32	10.16	33.17	269	301	A	V
		5726.36	67.16	-1.04	68.2	58.09	32.05	10.2	33.18	269	301	P	V
													V
													V
													V
Remark	1. No other spurious found. 2. All results are PASS against Peak and Average limit line.												

Band 3 - 5470~5725MHz

WIFI 802.11ac VHT20 (Harmonic @ 3m)

WIFI Ant.	Note	Frequency	Level	Over Limit	Limit Line	Read Level	Antenna Factor	Path Loss	Preamp Factor	Ant Pos	Table Pos	Peak Avg.	Pol.
1+2+3+4		(MHz)	(dBμV/m)	(dB)	(dBμV/m)	(dBμV)	(dB/m)	(dB)	(dB)	(cm)	(deg)	(P/A)	(H/V)
802.11ac VHT20 CH 100 5500MHz		5656	59.83	-8.37	68.2	51.15	31.74	10.1	33.16	116	34	P	H
		5734	60.01	-8.19	68.2	50.91	32.07	10.21	33.18	116	34	P	H
		11000	48.33	-25.67	74	54.11	40	15.62	61.4	100	0	P	H
		16500	44.71	-23.49	68.2	45.96	38.7	19.55	59.5	100	0	P	H
		5656	63.69	-4.51	68.2	55.01	31.74	10.1	33.16	286	300	P	V
		5734	60.56	-7.64	68.2	51.46	32.07	10.21	33.18	286	300	P	V
		11000	49.93	-24.07	74	55.71	40	15.62	61.4	100	0	P	V
		16500	44.56	-23.64	68.2	45.81	38.7	19.55	59.5	100	0	P	V
802.11ac VHT20 CH 116 5580MHz		5818	63.06	-5.14	68.2	53.71	32.24	10.32	33.21	100	34	P	H
		11160	54.87	-19.13	74	61.07	39.48	15.72	61.4	239	344	P	H
		11160	45.43	-8.57	54	51.63	39.48	15.72	61.4	239	344	A	H
		16740	47.37	-20.83	68.2	46.96	39.56	19.77	58.92	100	0	P	H
		5818	64.41	-3.79	68.2	55.06	32.24	10.32	33.21	295	302	P	V
		11160	53.45	-20.55	74	59.65	39.48	15.72	61.4	100	3	P	V
		11160	43.69	-10.31	54	49.89	39.48	15.72	61.4	100	3	A	V
		16740	48.02	-20.18	68.2	47.61	39.56	19.77	58.92	100	0	P	V
802.11ac VHT20 CH 140 5700MHz		5860	56.41	-11.79	68.2	46.93	32.34	10.37	33.23	112	45	P	H
		11400	46.47	-27.53	74	52.31	39.7	15.86	61.4	100	0	P	H
		17100	46.7	-21.5	68.2	44.46	40.1	20.1	57.96	100	0	P	H
													H
		5860	58.29	-9.91	68.2	48.81	32.34	10.37	33.23	269	301	P	V
		5944	59.53	-8.67	68.2	49.73	32.59	10.46	33.25	269	301	P	V
		11400	47.3	-26.7	74	53.14	39.7	15.86	61.4	100	0	P	V
		17100	47.78	-20.42	68.2	45.54	40.1	20.1	57.96	100	0	P	V
Remark	1. No other spurious found. 2. All results are PASS against Peak and Average limit line.												

Band 3 - 5470~5725MHz

WIFI 802.11ac VHT40 (Band Edge @ 3m)

WIFI Ant.	Note	Frequency	Level	Over Limit	Limit Line	Read Level	Antenna Factor	Path Loss	Preamp Factor	Ant Pos	Table Pos	Peak Avg.	Pol.
1+2+3+4		(MHz)	(dBµV/m)	(dB)	(dBµV/m)	(dBµV)	(dB/m)	(dB)	(dB)	(cm)	(deg)	(P/A)	(H/V)
802.11ac VHT40 CH 102 5510MHz		5454.88	61.25	-12.75	74	52.75	31.72	9.89	33.11	100	34	P	H
		5464.48	66.85	-1.35	68.2	58.3	31.76	9.9	33.11	100	34	P	H
		5459.68	52.12	-1.88	54	43.6	31.74	9.89	33.11	100	34	A	H
	*	5510	111.99	-	-	103.28	31.88	9.94	33.11	100	34	P	H
	*	5510	103.92	-	-	95.21	31.88	9.94	33.11	100	34	A	H
		5744.525	54.78	-13.42	68.2	45.66	32.09	10.22	33.19	100	34	P	H
		5452	63.15	-10.85	74	54.66	31.71	9.89	33.11	286	301	P	V
		5461.6	66.96	-1.24	68.2	58.42	31.75	9.9	33.11	286	301	P	V
		5456.56	52.66	-1.34	54	44.15	31.73	9.89	33.11	286	301	A	V
	*	5510	112.84	-	-	104.13	31.88	9.94	33.11	286	301	P	V
	*	5510	104.99	-	-	96.28	31.88	9.94	33.11	286	301	A	V
		5736.65	57.76	-10.44	68.2	48.67	32.07	10.21	33.19	286	301	P	V
802.11ac VHT40 CH 110 5550MHz		5456.32	61.79	-12.21	74	53.28	31.73	9.89	33.11	100	34	P	H
		5469.52	63.29	-4.91	68.2	54.72	31.78	9.9	33.11	100	34	P	H
		5459.44	50.5	-3.5	54	41.98	31.74	9.89	33.11	100	34	A	H
	*	5550	114.98	-	-	106.33	31.8	9.98	33.13	100	34	P	H
	*	5550	108	-	-	99.35	31.8	9.98	33.13	100	34	A	H
		5727.83	60.43	-7.77	68.2	51.35	32.06	10.2	33.18	100	34	P	H
		5441.92	62.01	-11.99	74	53.56	31.68	9.88	33.11	285	299	P	V
		5466.4	66.96	-1.24	68.2	58.4	31.77	9.9	33.11	285	299	P	V
		5456.32	51.51	-2.49	54	43	31.73	9.89	33.11	285	299	A	V
	*	5550	116.33	-	-	107.68	31.8	9.98	33.13	285	299	P	V
	*	5550	109.64	-	-	100.99	31.8	9.98	33.13	285	299	A	V
		5726.57	61.71	-6.49	68.2	52.64	32.05	10.2	33.18	285	299	P	V

802.11ac VHT40 CH 134 5670MHz		5437.15	50.91	-23.09	74	42.48	31.67	9.87	33.11	100	34	P	H
		5463.05	49.39	-18.81	68.2	40.85	31.75	9.9	33.11	100	34	P	H
		5427	43.43	-10.57	54	35.03	31.65	9.86	33.11	100	34	A	H
	*	5670	111.26	-	-	102.48	31.82	10.12	33.16	100	34	P	H
	*	5670	103.63	-	-	94.85	31.82	10.12	33.16	100	34	A	H
		5728.075	63.44	-4.76	68.2	54.36	32.06	10.2	33.18	100	34	P	H
		5416.5	51.64	-22.36	74	43.27	31.63	9.85	33.11	281	301	P	V
		5465.5	50.43	-17.77	68.2	41.88	31.76	9.9	33.11	281	301	P	V
		5436.1	43.65	-10.35	54	35.22	31.67	9.87	33.11	281	301	A	V
	*	5670	114.26	-	-	105.48	31.82	10.12	33.16	281	301	P	V
	*	5670	106.63	-	-	97.85	31.82	10.12	33.16	281	301	A	V
		5726.85	66.95	-1.25	68.2	57.88	32.05	10.2	33.18	281	301	P	V
Remark	1. No other spurious found. 2. All results are PASS against Peak and Average limit line.												

Band 3 - 5470~5725MHz

WIFI 802.11ac VHT40 (Harmonic @ 3m)

WIFI Ant.	Note	Frequency	Level	Over Limit	Limit Line	Read Level	Antenna Factor	Path Loss	Preamp Factor	Ant Pos	Table Pos	Peak Avg.	Pol.
1+2+3+4		(MHz)	(dBμV/m)	(dB)	(dBμV/m)	(dBμV)	(dB/m)	(dB)	(dB)	(cm)	(deg)	(P/A)	(H/V)
802.11ac VHT40 CH 102 5510MHz		5674	57.85	-10.35	68.2	49.06	31.84	10.12	33.17	100	34	P	H
		11020	45.78	-28.22	74	51.62	39.92	15.64	61.4	100	0	P	H
		16530	45.3	-22.9	68.2	46.38	38.76	19.58	59.42	100	0	P	H
													H
		5680	61.52	-6.68	68.2	52.68	31.88	10.13	33.17	286	301	P	V
		11020	47.66	-26.34	74	53.5	39.92	15.64	61.4	100	0	P	V
		16530	44.35	-23.85	68.2	45.43	38.76	19.58	59.42	100	0	P	V
													V
802.11ac VHT40 CH 110 5550MHz		5776	56.97	-11.23	68.2	47.75	32.15	10.27	33.2	100	34	P	H
		11100	48.2	-25.8	74	54.32	39.6	15.68	61.4	100	0	P	H
		16650	44.06	-24.14	68.2	44.45	39.05	19.69	59.13	100	0	P	H
													H
		5794	60.56	-7.64	68.2	51.28	32.19	10.29	33.2	285	299	P	V
		11100	51.2	-22.8	74	57.32	39.6	15.68	61.4	100	2	P	V
		11100	41.39	-12.61	54	47.51	39.6	15.68	61.4	100	2	A	V
		16650	43.61	-24.59	68.2	44	39.05	19.69	59.13	100	0	P	V
802.11ac VHT40 CH 134 5670MHz		5830	56.06	-12.14	68.2	46.69	32.26	10.33	33.22	100	34	P	H
		11340	45.29	-28.71	74	51.29	39.58	15.82	61.4	100	0	P	H
		17010	46.03	-22.17	68.2	44.25	40.01	20.01	58.24	100	0	P	H
													H
		5830	59.98	-8.22	68.2	50.61	32.26	10.33	33.22	281	301	P	V
		5896	57.93	-10.27	68.2	48.28	32.48	10.41	33.24	281	301	P	V
		11340	47.04	-26.96	74	53.04	39.58	15.82	61.4	100	0	P	V
		17010	46.4	-21.8	68.2	44.62	40.01	20.01	58.24	100	0	P	V
Remark	1. No other spurious found. 2. All results are PASS against Peak and Average limit line.												

Band 3 5470~5725MHz

WIFI 802.11ac VHT80 (Band Edge @ 3m)

WIFI Ant.	Note	Frequency	Level	Over Limit	Limit Line	Read Level	Antenna Factor	Path Loss	Preamp Factor	Ant Pos	Table Pos	Peak Avg.	Pol.
1+2+3+4		(MHz)	(dBμV/m)	(dB)	(dBμV/m)	(dBμV)	(dB/m)	(dB)	(dB)	(cm)	(deg)	(P/A)	(H/V)
802.11ac VHT80 CH 106 5530MHz		5447.2	63.66	-10.34	74	55.2	31.69	9.88	33.11	100	34	P	H
		5463.76	62.83	-5.37	68.2	54.28	31.76	9.9	33.11	100	34	P	H
		5457.28	52.15	-1.85	54	43.64	31.73	9.89	33.11	100	34	P	H
	*	5530	109.51	-	-	100.83	31.84	9.96	33.12	100	34	P	H
	*	5530	101.15	-	-	92.47	31.84	9.96	33.12	100	34	A	H
		5747.045	55.07	-13.13	68.2	45.94	32.09	10.23	33.19	100	34	P	H
		5443.6	62.01	-11.99	74	53.55	31.69	9.88	33.11	283	301	P	V
		5466.64	65.57	-2.63	68.2	57.01	31.77	9.9	33.11	283	301	P	V
		5456.08	52.74	-1.26	54	44.24	31.72	9.89	33.11	283	301	A	V
	*	5530	109.99	-	-	101.31	31.84	9.96	33.12	283	301	P	V
	*	5530	101.65	-	-	92.97	31.84	9.96	33.12	283	301	A	V
		5752.085	55.8	-12.4	68.2	46.66	32.1	10.23	33.19	283	301	P	V
802.11ac VHT80 CH 122 5610MHz		5449.4	54.05	-19.95	74	45.58	31.7	9.88	33.11	100	34	P	H
		5467.95	59.6	-8.6	68.2	51.04	31.77	9.9	33.11	100	34	P	H
		5458.85	45.3	-8.7	54	36.78	31.74	9.89	33.11	100	34	A	H
	*	5610	110.3	-	-	101.64	31.78	10.03	33.15	100	34	P	H
	*	5610	102.38	-	-	93.72	31.78	10.03	33.15	100	34	A	H
		5732.625	63.43	-4.77	68.2	54.33	32.07	10.21	33.18	100	34	P	H
		5459.2	54.22	-19.78	74	45.7	31.74	9.89	33.11	291	300	P	V
		5470	58.48	-9.72	68.2	49.91	31.78	9.9	33.11	291	300	P	V
		5458.5	47.6	-6.4	54	39.09	31.73	9.89	33.11	291	300	A	V
	*	5620	111.93	-	-	103.27	31.76	10.05	33.15	291	300	P	V
	*	5620	103.64	-	-	94.98	31.76	10.05	33.15	291	300	A	V
		5726.5	66.32	-1.88	68.2	57.25	32.05	10.2	33.18	291	300	P	V
Remark	1. No other spurious found. 2. All results are PASS against Peak and Average limit line.												

Band 3 5470~5725MHz

WIFI 802.11ac VHT80 (Harmonic @ 3m)

WIFI Ant.	Note	Frequency	Level	Over Limit	Limit Line	Read Level	Antenna Factor	Path Loss	Preamp Factor	Ant Pos	Table Pos	Peak Avg.	Pol.
1+2+3+4		(MHz)	(dBμV/m)	(dB)	(dBμV/m)	(dBμV)	(dB/m)	(dB)	(dB)	(cm)	(deg)	(P/A)	(H/V)
802.11ac VHT80 CH 106 5530MHz		11060	45.28	-28.72	74	51.26	39.76	15.66	61.4	100	0	P	H
		16590	43.95	-24.25	68.2	44.72	38.88	19.64	59.29	100	0	P	H
													H
													H
		11060	45.44	-28.56	74	51.42	39.76	15.66	61.4	100	0	P	V
		16590	43.93	-24.27	68.2	44.7	38.88	19.64	59.29	100	0	P	V
													V
													V
802.11ac VHT80 CH 122 5610MHz		11220	45.68	-28.32	74	51.91	39.42	15.75	61.4	100	0	P	H
		16830	47.1	-21.1	68.2	45.92	40.04	19.85	58.71	100	0	P	H
													H
													H
		11220	47.23	-26.77	74	53.46	39.42	15.75	61.4	100	0	P	V
		16830	45.36	-22.84	68.2	44.18	40.04	19.85	58.71	100	0	P	V
													V
													V
Remark	1. No other spurious found. 2. All results are PASS against Peak and Average limit line.												

Band 3 - Straddle Channel

WIFI 802.11a (Band Edge @ 3m)

WIFI Ant. 1+2+3+4	Note	Frequency (MHz)	Level (dBμV/m)	Over Limit (dB)	Limit Line (dBμV/m)	Read Level (dBμV)	Antenna Factor (dB/m)	Path Loss (dB)	Preamp Factor (dB)	Ant Pos (cm)	Table Pos (deg)	Peak Avg. (P/A)	Pol. (H/V)
802.11a CH 144 5720MHz		5394.46	51.22	-22.78	74	42.92	31.57	9.84	33.11	100	44	P	H
		5464.66	51.19	-17.01	68.2	42.64	31.76	9.9	33.11	100	44	P	H
		5395.24	42.54	-11.46	54	34.24	31.57	9.84	33.11	100	44	A	H
	*	5720	119.87	-	-	110.82	32.04	10.19	33.18	100	44	P	H
	*	5720	113.41	-	-	104.36	32.04	10.19	33.18	100	44	A	H
		5875.75	62.26	-5.94	68.2	52.71	32.4	10.38	33.23	100	44	P	H
		5458.81	50.61	-23.39	74	42.09	31.74	9.89	33.11	275	301	P	V
		5462.71	50.77	-17.43	68.2	42.23	31.75	9.9	33.11	275	301	P	V
		5459.98	42.62	-11.38	54	34.1	31.74	9.89	33.11	275	301	A	V
	*	5720	121.98	-	-	112.93	32.04	10.19	33.18	275	301	P	V
	*	5720	115.75	-	-	106.7	32.04	10.19	33.18	275	301	A	V
		5873.75	66.2	-2	68.2	56.65	32.4	10.38	33.23	275	301	P	V
Remark	1. No other spurious found. 2. All results are PASS against Peak and Average limit line.												

Band 3 - Straddle Channel

WIFI 802.11a (Harmonic @ 3m)

WIFI Ant.	Note	Frequency	Level	Over Limit	Limit Line	Read Level	Antenna Factor	Path Loss	Preamp Factor	Ant Pos	Table Pos	Peak Avg.	Pol.
1+2+3+4		(MHz)	(dBμV/m)	(dB)	(dBμV/m)	(dBμV)	(dB/m)	(dB)	(dB)	(cm)	(deg)	(P/A)	(H/V)
802.11a CH 144 5720MHz		5962	60.33	-7.87	68.2	50.51	32.6	10.48	33.26	100	44	P	H
		11440	57.16	-16.84	74	62.98	39.7	15.88	61.4	222	240	P	H
		11440	47.86	-6.14	54	53.68	39.7	15.88	61.4	222	240	A	H
		17160	52.98	-15.22	68.2	50.28	40.28	20.15	57.73	100	0	P	H
		5962	65.46	-2.74	68.2	55.64	32.6	10.48	33.26	275	301	P	V
		11440	58.59	-15.41	74	64.41	39.7	15.88	61.4	100	0	P	V
		11440	49.3	-4.7	54	55.12	39.7	15.88	61.4	100	0	A	V
		17160	54.59	-13.61	68.2	51.89	40.28	20.15	57.73	100	0	P	V
Remark	1. No other spurious found. 2. All results are PASS against Peak and Average limit line.												

Band 3 - Straddle Channel

WIFI 802.11ac VHT20 (Band Edge @ 3m)

WIFI Ant.	Note	Frequency	Level	Over Limit	Limit Line	Read Level	Antenna Factor	Path Loss	Preamp Factor	Ant Pos	Table Pos	Peak Avg.	Pol.
1+2+3+4		(MHz)	(dBμV/m)	(dB)	(dBμV/m)	(dBμV)	(dB/m)	(dB)	(dB)	(cm)	(deg)	(P/A)	(H/V)
802.11ac VHT20 CH 144 5720MHz		5458.03	48.6	-25.4	74	40.09	31.73	9.89	33.11	106	39	P	H
		5464.66	47.85	-20.35	68.2	39.3	31.76	9.9	33.11	106	39	P	H
		5447.11	39.59	-14.41	54	31.13	31.69	9.88	33.11	106	39	A	H
	*	5720	110.89	-	-	101.84	32.04	10.19	33.18	106	39	P	H
	*	5720	102.99	-	-	93.94	32.04	10.19	33.18	106	39	A	H
		5878	52.44	-15.76	68.2	42.87	32.41	10.39	33.23	106	39	P	H
		5350.39	49.99	-24.01	74	41.98	31.3	9.82	33.11	295	303	P	V
		5469.34	48.69	-19.51	68.2	40.12	31.78	9.9	33.11	295	303	P	V
		5459.98	40.11	-13.89	54	31.59	31.74	9.89	33.11	295	303	A	V
	*	5720	113.33	-	-	104.28	32.04	10.19	33.18	295	303	P	V
	*	5720	105.89	-	-	96.84	32.04	10.19	33.18	295	303	A	V
		5877.75	57.69	-10.51	68.2	48.12	32.41	10.39	33.23	295	303	P	V
Remark	1. No other spurious found. 2. All results are PASS against Peak and Average limit line.												

Band 3 - Straddle Channel

WIFI 802.11ac VHT20 (Harmonic @ 3m)

WIFI Ant. 1	Note	Frequency (MHz)	Level (dBμV/m)	Over Limit (dB)	Limit Line (dBμV/m)	Read Level (dBμV)	Antenna Factor (dB/m)	Path Loss (dB)	Preamp Factor (dB)	Ant Pos (cm)	Table Pos (deg)	Peak Avg. (P/A)	Pol. (H/V)
802.11ac VHT20 CH 144 5720MHz		5950	53.18	-15.02	68.2	43.36	32.6	10.47	33.25	106	39	P	H
		11440	54.68	-19.32	74	60.5	39.7	15.88	61.4	216	273	P	H
		11440	46	-8	54	51.82	39.7	15.88	61.4	216	273	A	H
		17160	46.94	-21.26	68.2	44.24	40.28	20.15	57.73	100	0	P	H
		5956	59.37	-8.83	68.2	49.56	32.6	10.47	33.26	295	303	P	V
		11440	55.12	-18.88	74	60.94	39.7	15.88	61.4	100	3	P	V
		11440	45.74	-8.26	54	51.56	39.7	15.88	61.4	100	3	A	V
		17160	48.25	-19.95	68.2	45.55	40.28	20.15	57.73	100	3	P	V
Remark	1. No other spurious found. 2. All results are PASS against Peak and Average limit line.												

Band 3 - Straddle Channel

WIFI 802.11ac VHT40 (Band Edge @ 3m)

WIFI Ant. 1+2+3+4	Note	Frequency (MHz)	Level (dBμV/m)	Over Limit (dB)	Limit Line (dBμV/m)	Read Level (dBμV)	Antenna Factor (dB/m)	Path Loss (dB)	Preamp Factor (dB)	Ant Pos (cm)	Table Pos (deg)	Peak Avg. (P/A)	Pol. (H/V)
802.11ac VHT40 CH 142 5710MHz		5453.74	55.67	-18.33	74	47.18	31.71	9.89	33.11	100	44	P	H
		5461.54	55.24	-12.96	68.2	46.7	31.75	9.9	33.11	100	44	P	H
		5456.86	48.78	-5.22	54	40.27	31.73	9.89	33.11	100	44	A	H
	*	5710	118.1	-	-	109.09	32.02	10.17	33.18	100	44	P	H
	*	5710	110.96	-	-	101.95	32.02	10.17	33.18	100	44	A	H
		5853.25	65.98	-2.22	68.2	56.53	32.31	10.36	33.22	100	44	P	H
		5456.47	57.08	-16.92	74	48.57	31.73	9.89	33.11	269	300	P	V
		5466.61	56.73	-11.47	68.2	48.17	31.77	9.9	33.11	269	300	P	V
		5459.2	50.12	-3.88	54	41.6	31.74	9.89	33.11	269	300	A	V
	*	5710	120.01	-	-	111	32.02	10.17	33.18	269	300	P	V
	*	5710	112.95	-	-	103.94	32.02	10.17	33.18	269	300	A	V
		5856.5	66.07	-2.13	68.2	56.6	32.33	10.36	33.22	269	300	P	V
Remark	1. No other spurious found. 2. All results are PASS against Peak and Average limit line.												

Band 3 - Straddle Channel

WIFI 802.11ac VHT40 (Harmonic @ 3m)

WIFI Ant.	Note	Frequency	Level	Over Limit	Limit Line	Read Level	Antenna Factor	Path Loss	Preamp Factor	Ant Pos	Table Pos	Peak Avg.	Pol.
1+2+3+4		(MHz)	(dBμV/m)	(dB)	(dBμV/m)	(dBμV)	(dB/m)	(dB)	(dB)	(cm)	(deg)	(P/A)	(H/V)
802.11ac VHT40 CH 142 5710MHz		11420	53.31	-20.69	74	59.14	39.7	15.87	61.4	216	272	P	H
		11420	45.53	-8.47	54	51.36	39.7	15.87	61.4	216	272	A	H
		17130	48.67	-19.53	68.2	46.21	40.19	20.12	57.85	100	0	P	H
													H
		11420	54.16	-19.84	74	59.99	39.7	15.87	61.4	106	0	P	V
		11420	45.56	-8.44	54	51.39	39.7	15.87	61.4	106	0	A	V
		17130	48.31	-19.89	68.2	45.85	40.19	20.12	57.85	100	0	P	V
													V
Remark	1. No other spurious found. 2. All results are PASS against Peak and Average limit line.												

Band 3 - Straddle Channel

WIFI 802.11ac VHT80 (Band Edge @ 3m)

WIFI Ant.	Note	Frequency	Level	Over Limit	Limit Line	Read Level	Antenna Factor	Path Loss	Preamp Factor	Ant Pos	Table Pos	Peak Avg.	Pol.
1+2+3+4		(MHz)	(dBµV/m)	(dB)	(dBµV/m)	(dBµV)	(dB/m)	(dB)	(dB)	(cm)	(deg)	(P/A)	(H/V)
802.11ac VHT80 CH 138 5690MHz		5455.3	57.56	-16.44	74	49.06	31.72	9.89	33.11	100	45	P	H
		5464.27	59.52	-8.68	68.2	50.97	31.76	9.9	33.11	100	45	P	H
		5459.98	50.26	-3.74	54	41.74	31.74	9.89	33.11	100	45	A	H
	*	5690	113.82	-	-	104.9	31.94	10.15	33.17	100	45	P	H
	*	5690	106.25	-	-	97.33	31.94	10.15	33.17	100	45	A	H
		5862.1	65.64	-2.56	68.2	56.15	32.35	10.37	33.23	100	45	P	H
		5459.59	60.19	-13.81	74	51.67	31.74	9.89	33.11	290	301	P	V
		5469.73	59.66	-8.54	68.2	51.09	31.78	9.9	33.11	290	301	P	V
		5459.2	50.99	-3.01	54	42.47	31.74	9.89	33.11	290	301	A	V
	*	5690	116.25	-	-	107.33	31.94	10.15	33.17	290	301	P	V
	*	5690	107.94	-	-	99.02	31.94	10.15	33.17	290	301	A	V
		5859.1	66.77	-1.43	68.2	57.28	32.34	10.37	33.22	290	301	P	V
Remark	1. No other spurious found. 2. All results are PASS against Peak and Average limit line.												

Band 3 - Straddle Channel

WIFI 802.11ac VHT80 (Harmonic @ 3m)

WIFI Ant.	Note	Frequency	Level	Over Limit	Limit Line	Read Level	Antenna Factor	Path Loss	Preamp Factor	Ant Pos	Table Pos	Peak Avg.	Pol.
1+2+3+4		(MHz)	(dBμV/m)	(dB)	(dBμV/m)	(dBμV)	(dB/m)	(dB)	(dB)	(cm)	(deg)	(P/A)	(H/V)
802.11ac VHT80 CH 138 5690MHz		11380	50.76	-23.24	74	56.65	39.66	15.85	61.4	210	341	P	H
		11380	41.74	-12.26	54	47.63	39.66	15.85	61.4	210	341	A	H
		17070	45.42	-22.78	68.2	43.35	40.07	20.07	58.07	100	0	P	H
													H
		11380	47.79	-26.21	74	53.68	39.66	15.85	61.4	101	0	P	V
		17070	46.3	-21.9	68.2	44.23	40.07	20.07	58.07	100	0	P	V
													V
													V
Remark	1. No other spurious found. 2. All results are PASS against Peak and Average limit line.												

<TXBF Mode>

Band 2 - 5250~5350MHz

WIFI 802.11ac VHT20 (Band Edge @ 3m)

WIFI Ant. 1+2	Note	Frequency (MHz)	Level (dBμV/m)	Over Limit (dB)	Limit Line (dBμV/m)	Read Level (dBμV)	Antenna Factor (dB/m)	Path Loss (dB)	Preamp Factor (dB)	Ant Pos (cm)	Table Pos (deg)	Peak Avg. (P/A)	Pol. (H/V)
802.11ac VHT20 CH 52 5260MHz		5102.68	52.26	-21.74	74	43.96	31.81	9.61	33.12	196	277	P	H
		5108.12	43.56	-10.44	54	35.24	31.82	9.62	33.12	196	277	A	H
	*	5260	118.7	-	-	110.65	31.38	9.78	33.11	196	277	P	H
	*	5260	110.92	-	-	102.87	31.38	9.78	33.11	196	277	A	H
		5428.08	58.14	-15.86	74	49.72	31.66	9.87	33.11	196	277	P	H
		5425.68	49.63	-4.37	54	41.23	31.65	9.86	33.11	196	277	A	H
		5093.16	53.48	-20.52	74	45.23	31.77	9.6	33.12	269	309	P	V
		5104.38	44.24	-9.76	54	35.93	31.81	9.62	33.12	269	309	A	V
	*	5260	119.47	-	-	111.42	31.38	9.78	33.11	269	309	P	V
	*	5260	110.99	-	-	102.94	31.38	9.78	33.11	269	309	A	V
		5423.52	58.7	-15.3	74	50.3	31.65	9.86	33.11	269	309	P	V
		5417.52	48.54	-5.46	54	40.15	31.64	9.86	33.11	269	309	A	V
802.11ac VHT20 CH 60 5300MHz		5137.7	52.54	-21.46	74	44.11	31.88	9.67	33.12	212	284	P	H
		5137.36	44.33	-9.67	54	35.91	31.87	9.67	33.12	212	284	A	H
	*	5300	119.7	-	-	111.71	31.3	9.8	33.11	212	284	P	H
	*	5300	111.56	-	-	103.57	31.3	9.8	33.11	212	284	A	H
		5350.8	63.71	-10.29	74	55.7	31.3	9.82	33.11	212	284	P	H
		5350.08	51.56	-2.44	54	43.55	31.3	9.82	33.11	212	284	A	H
		5143.82	53.05	-20.95	74	44.6	31.89	9.68	33.12	284	304	P	V
		5144.16	44.14	-9.86	54	35.69	31.89	9.68	33.12	284	304	A	V
	*	5300	110.08	-	-	102.09	31.3	9.8	33.11	284	304	QP	V
	*	5300	117.96	-	-	109.97	31.3	9.8	33.11	284	304	P	V
		5350.08	61.07	-12.93	74	53.06	31.3	9.82	33.11	284	304	P	V
		5350.32	51.17	-2.83	54	43.16	31.3	9.82	33.11	284	304	A	V

	*	5320	115.84	-	-	107.84	31.3	9.81	33.11	329	283	P	H
	*	5320	107.47	-	-	99.47	31.3	9.81	33.11	329	283	A	H
		5350.08	65.03	-8.97	74	57.02	31.3	9.82	33.11	329	283	P	H
		5350.08	51.35	-2.65	54	43.34	31.3	9.82	33.11	329	283	A	H
802.11ac													H
VHT20													H
CH 64	*	5320	116.56	-	-	108.56	31.3	9.81	33.11	285	300	P	V
5320MHz	*	5320	107.51	-	-	99.51	31.3	9.81	33.11	285	300	A	V
		5353.6	66.98	-7.02	74	58.95	31.32	9.82	33.11	285	300	P	V
		5350.08	51.67	-2.33	54	43.66	31.3	9.82	33.11	285	300	A	V
													V
													V
Remark	1. No other spurious found. 2. All results are PASS against Peak and Average limit line.												

Band 2 5250~5350MHz

WIFI 802.11ac VHT20 (Harmonic @ 3m)

WIFI Ant.	Note	Frequency	Level	Over Limit	Limit Line	Read Level	Antenna Factor	Path Loss	Preamp Factor	Ant Pos	Table Pos	Peak Avg.	Pol.
1+2		(MHz)	(dBμV/m)	(dB)	(dBμV/m)	(dBμV)	(dB/m)	(dB)	(dB)	(cm)	(deg)	(P/A)	(H/V)
802.11ac VHT20 CH 52 5260MHz		5506	56.85	-11.35	68.2	48.13	31.89	9.94	33.11	196	277	P	H
		10520	54.11	-14.09	68.2	60.07	39.7	15.35	61.01	100	0	P	H
		15780	48.84	-25.16	74	52.64	37.58	19	60.38	100	0	P	H
													H
		5560	58.41	-9.79	68.2	49.76	31.8	9.98	33.13	269	309	P	V
		10520	54.65	-13.55	68.2	60.61	39.7	15.35	61.01	100	0	P	V
		15780	53.43	-20.57	74	57.23	37.58	19	60.38	100	86	P	V
		15780	44.1	-9.9	54	47.9	37.58	19	60.38	100	86	A	V
802.11ac VHT20 CH 60 5300MHz		5540	58.82	-9.38	68.2	50.15	31.83	9.96	33.12	212	284	P	H
		10600	53.64	-20.36	74	59.62	39.7	15.4	61.08	200	344	P	H
		10600	44.92	-9.08	54	50.9	39.7	15.4	61.08	200	344	A	H
		15900	47.08	-26.92	74	51.11	37.2	19.05	60.28	100	0	P	H
		5540	57.48	-10.72	68.2	48.84	31.8	9.97	33.13	284	304	P	V
		10600	57.52	-16.48	74	63.5	39.7	15.4	61.08	165	329	P	V
		10600	47.82	-6.18	54	53.8	39.7	15.4	61.08	165	329	A	V
		15900	48.7	-25.3	74	52.73	37.2	19.05	60.28	100	0	P	V
802.11ac VHT20 CH 64 5320MHz		5480	55.93	-12.27	68.2	47.27	31.85	9.92	33.11	329	283	P	H
		10640	46.55	-27.45	74	52.58	39.66	15.42	61.11	100	0	P	H
		15960	42.53	-31.47	74	46.66	37.02	19.08	60.23	100	0	P	H
													H
		5480	57.49	-10.71	68.2	48.92	31.78	9.9	33.11	285	300	P	V
		10640	54.96	-19.04	74	60.99	39.66	15.42	61.11	236	327	P	V
		10640	44.56	-9.44	54	50.59	39.66	15.42	61.11	236	327	A	V
		15960	42.91	-31.09	74	47.04	37.02	19.08	60.23	100	0	P	V
Remark	1. No other spurious found. 2. All results are PASS against Peak and Average limit line.												

Band 2 5250~5350MHz

WIFI 802.11ac VHT40 (Band Edge @ 3m)

WIFI Ant.	Note	Frequency	Level	Over Limit	Limit Line	Read Level	Antenna Factor	Path Loss	Preamp Factor	Ant Pos	Table Pos	Peak Avg.	Pol.
1+2		(MHz)	(dBμV/m)	(dB)	(dBμV/m)	(dBμV)	(dB/m)	(dB)	(dB)	(cm)	(deg)	(P/A)	(H/V)
802.11ac VHT40 CH 54 5270MHz		5126.82	53.93	-20.07	74	45.55	31.85	9.65	33.12	214	280	P	H
		5108.8	46.49	-7.51	54	38.17	31.82	9.62	33.12	214	280	A	H
	*	5270	113.4	-	-	105.36	31.36	9.79	33.11	214	280	P	H
	*	5270	105.95	-	-	97.91	31.36	9.79	33.11	214	280	A	H
		5425.44	60.95	-13.05	74	52.55	31.65	9.86	33.11	214	280	P	H
		5427.12	52.81	-1.19	54	44.41	31.65	9.86	33.11	214	280	A	H
		5124.44	54.12	-19.88	74	45.74	31.85	9.65	33.12	227	296	P	V
		5127.5	47.73	-6.27	54	39.35	31.85	9.65	33.12	227	296	A	V
	*	5270	113.33	-	-	105.29	31.36	9.79	33.11	227	296	P	V
	*	5270	105.75	-	-	97.71	31.36	9.79	33.11	227	296	A	V
		5437.68	60.3	-13.7	74	51.86	31.68	9.87	33.11	227	296	P	V
		5436.96	52.43	-1.57	54	44	31.67	9.87	33.11	227	296	A	V
802.11ac VHT40 CH 62 5310MHz		5138.72	51.26	-22.74	74	42.83	31.88	9.67	33.12	211	283	P	H
		5136.68	44.26	-9.74	54	35.84	31.87	9.67	33.12	211	283	A	H
	*	5310	111.22	-	-	103.23	31.3	9.8	33.11	211	283	P	H
	*	5310	103.46	-	-	95.47	31.3	9.8	33.11	211	283	A	H
		5356.8	62.18	-11.82	74	54.13	31.34	9.82	33.11	211	283	P	H
		5350.08	51.66	-2.34	54	43.65	31.3	9.82	33.11	211	283	P	H
		5142.46	52.37	-21.63	74	43.94	31.88	9.67	33.12	222	295	P	V
		5141.78	45.89	-8.11	54	37.46	31.88	9.67	33.12	222	295	A	V
	*	5310	111.94	-	-	103.95	31.3	9.8	33.11	222	295	P	V
	*	5310	102.97	-	-	94.98	31.3	9.8	33.11	222	295	A	V
		5353.44	55.79	-18.21	74	47.76	31.32	9.82	33.11	222	295	P	V
		5460	50.1	-3.9	54	41.58	31.74	9.89	33.11	222	295	A	V
Remark	1. No other spurious found. 2. All results are PASS against Peak and Average limit line.												

Band 2 5250~5350MHz

WIFI 802.11ac VHT40 (Harmonic @ 3m)

WIFI Ant.	Note	Frequency	Level	Over Limit	Limit Line	Read Level	Antenna Factor	Path Loss	Preamp Factor	Ant Pos	Table Pos	Peak Avg.	Pol.
1+2		(MHz)	(dBμV/m)	(dB)	(dBμV/m)	(dBμV)	(dB/m)	(dB)	(dB)	(cm)	(deg)	(P/A)	(H/V)
802.11ac VHT40 CH 54 5270MHz		5518	57.35	-10.85	68.2	48.66	31.88	9.92	33.11	214	280	P	H
		10540	49.97	-18.23	68.2	55.93	39.7	15.37	61.03	100	0	P	H
		15810	44.79	-29.21	74	48.57	37.56	19.01	60.35	100	0	P	H
													H
		5518	57.98	-10.22	68.2	49.29	31.86	9.95	33.12	227	296	P	V
		10540	53.81	-14.39	68.2	59.77	39.7	15.37	61.03	284	327	P	V
		10540	46.38	-7.62	54	52.34	39.7	15.37	61.03	284	327	A	V
		15810	43.92	-30.08	74	47.7	37.56	19.01	60.35	100	0	P	V
802.11ac VHT40 CH 62 5310MHz		5482	60.21	-7.99	68.2	51.58	31.83	9.91	33.11	211	283	P	H
		10620	46.03	-27.97	74	52.04	39.68	15.41	61.1	100	0	P	H
		15930	42.85	-31.15	74	46.94	37.11	19.06	60.26	100	0	P	H
													H
		5464	59.57	-8.63	68.2	51.02	31.76	9.9	33.11	222	295	P	V
		10620	45.3	-28.7	74	51.31	39.68	15.41	61.1	100	0	P	V
		15930	42.93	-31.07	74	47.02	37.11	19.06	60.26	100	0	P	V
													V
Remark	1. No other spurious found. 2. All results are PASS against Peak and Average limit line.												

Band 2 5250~5350MHz

WIFI 802.11ac VHT80 (Band Edge @ 3m)

WIFI Ant.	Note	Frequency	Level	Over Limit	Limit Line	Read Level	Antenna Factor	Path Loss	Preamp Factor	Ant Pos	Table Pos	Peak Avg.	Pol.
1+2		(MHz)	(dBμV/m)	(dB)	(dBμV/m)	(dBμV)	(dB/m)	(dB)	(dB)	(cm)	(deg)	(P/A)	(H/V)
802.11ac VHT80 CH 58 5290MHz		5097.2	51.92	-22.08	74	43.64	31.79	9.61	33.12	190	285	P	H
		5145.8	43.93	-10.07	54	35.48	31.89	9.68	33.12	190	285	A	H
	*	5290	105.15	-	-	97.14	31.32	9.8	33.11	190	285	P	H
	*	5290	101.52	-	-	93.51	31.32	9.8	33.11	190	285	A	H
		5365.44	58.86	-15.14	74	50.75	31.39	9.83	33.11	190	285	P	H
		5382	50.73	-3.27	54	42.52	31.49	9.83	33.11	190	285	A	H
		5147.6	51.53	-22.47	74	43.07	31.9	9.68	33.12	219	296	P	V
		5144.3	44.22	-9.78	54	35.77	31.89	9.68	33.12	219	296	A	V
	*	5290	107.41	-	-	99.4	31.32	9.8	33.11	219	296	P	V
	*	5290	99.28	-	-	91.27	31.32	9.8	33.11	219	296	A	V
		5350.32	66.15	-7.85	74	58.14	31.3	9.82	33.11	219	296	P	V
		5351.04	52.8	-1.2	54	44.78	31.31	9.82	33.11	219	296	A	V
Remark	1. No other spurious found. 2. All results are PASS against Peak and Average limit line.												

Band 2 5250~5350MHz

WIFI 802.11ac VHT80 (Harmonic @ 3m)

WIFI Ant.	Note	Frequency	Level	Over Limit	Limit Line	Read Level	Antenna Factor	Path Loss	Preamp Factor	Ant Pos	Table Pos	Peak Avg.	Pol.
1+2		(MHz)	(dBμV/m)	(dB)	(dBμV/m)	(dBμV)	(dB/m)	(dB)	(dB)	(cm)	(deg)	(P/A)	(H/V)
802.11ac VHT80 CH 58 5290MHz		10580	45.4	-22.8	68.2	51.38	39.7	15.39	61.07	100	0	P	H
		15870	44.35	-29.65	74	48.29	37.32	19.04	60.3	100	0	P	H
													H
													H
		10580	44.66	-23.54	68.2	50.64	39.7	15.39	61.07	100	0	P	V
		15870	43.75	-30.25	74	47.69	37.32	19.04	60.3	100	0	P	V
													V
													V
Remark	1. No other spurious found. 2. All results are PASS against Peak and Average limit line.												

Band 3 - 5470~5725MHz

WIFI 802.11ac VHT20 (Band Edge @ 3m)

WIFI Ant. 1+2	Note	Frequency (MHz)	Level (dBμV/m)	Over Limit (dB)	Limit Line (dBμV/m)	Read Level (dBμV)	Antenna Factor (dB/m)	Path Loss (dB)	Preamp Factor (dB)	Ant Pos (cm)	Table Pos (deg)	Peak Avg. (P/A)	Pol. (H/V)
802.11ac VHT20 CH 100 5500MHz		5458.64	58.9	-15.1	74	50.39	31.73	9.89	33.11	191	280	P	H
		5468.08	66.31	-1.89	68.2	57.75	31.77	9.9	33.11	191	280	P	H
		5427.12	47.22	-6.78	54	38.82	31.65	9.86	33.11	191	280	A	H
	*	5500	114.07	-	-	105.35	31.9	9.93	33.11	191	280	P	H
	*	5500	106.4	-	-	97.68	31.9	9.93	33.11	191	280	A	H
													H
		5457.84	58.79	-15.21	74	50.28	31.73	9.89	33.11	203	310	P	V
		5468.56	66.32	-1.88	68.2	57.76	31.77	9.9	33.11	203	310	P	V
		5416.4	46.75	-7.25	54	38.38	31.63	9.85	33.11	203	310	A	V
	*	5500	114.85	-	-	106.13	31.9	9.93	33.11	203	310	P	V
	*	5500	106.71	-	-	97.99	31.9	9.93	33.11	203	310	A	V
													V
802.11ac VHT20 CH 116 5580MHz		5428	56.85	-17.15	74	48.43	31.66	9.87	33.11	198	281	P	H
		5469.76	52.96	-15.24	68.2	44.39	31.78	9.9	33.11	198	281	P	H
		5427.28	48.95	-5.05	54	40.55	31.65	9.86	33.11	198	281	A	H
	*	5580	116.67	-	-	108.01	31.8	10	33.14	198	281	P	H
	*	5580	108.97	-	-	100.31	31.8	10	33.14	198	281	A	H
		5746.73	62.01	-6.19	68.2	52.88	32.09	10.23	33.19	198	281	P	H
		5417.44	56.27	-17.73	74	47.89	31.63	9.86	33.11	200	289	P	V
		5462.32	51.4	-16.8	68.2	42.86	31.75	9.9	33.11	200	289	P	V
		5355.52	47.91	-6.09	54	39.87	31.33	9.82	33.11	200	289	A	V
	*	5580	116.97	-	-	108.31	31.8	10	33.14	200	289	P	V
	*	5580	109.37	-	-	100.71	31.8	10	33.14	200	289	A	V
		5737.28	61.62	-6.58	68.2	52.53	32.07	10.21	33.19	200	289	P	V

802.11ac VHT20 CH 140 5700MHz	*	5700	109.19	-	-	100.2	32	10.16	33.17	200	289	P	H
	*	5700	101.69	-	-	92.7	32	10.16	33.17	200	289	A	H
		5731.4	58.8	-9.4	68.2	49.72	32.06	10.2	33.18	200	289	P	H
													H
													H
													H
	*	5700	112.89	-	-	103.9	32	10.16	33.17	200	308	P	V
	*	5700	103.69	-	-	94.7	32	10.16	33.17	200	308	A	V
		5726.6	67.11	-1.09	68.2	58.04	32.05	10.2	33.18	200	308	P	V
													V
													V
													V
Remark	1. No other spurious found. 2. All results are PASS against Peak and Average limit line.												

Band 3 - 5470~5725MHz

WIFI 802.11ac VHT20 (Harmonic @ 3m)

WIFI Ant.	Note	Frequency	Level	Over Limit	Limit Line	Read Level	Antenna Factor	Path Loss	Preamp Factor	Ant Pos	Table Pos	Peak Avg.	Pol.
1+2		(MHz)	(dBμV/m)	(dB)	(dBμV/m)	(dBμV)	(dB/m)	(dB)	(dB)	(cm)	(deg)	(P/A)	(H/V)
802.11ac VHT20 CH 100 5500MHz		5736	61.78	-6.42	68.2	52.69	32.07	10.21	33.19	191	280	P	H
		11000	46.84	-27.16	74	52.62	40	15.62	61.4	100	0	P	H
		16500	44.18	-24.02	68.2	45.43	38.7	19.55	59.5	100	0	P	H
													H
		5736	61.03	-7.17	68.2	51.93	32.07	10.21	33.18	203	310	P	V
		11000	48.62	-25.38	74	54.4	40	15.62	61.4	100	0	P	V
		16500	44.03	-24.17	68.2	45.28	38.7	19.55	59.5	100	0	P	V
													V
802.11ac VHT20 CH 116 5580MHz		5824	66.66	-1.54	68.2	57.29	32.25	10.33	33.21	198	281	P	H
		11160	47.46	-26.54	74	53.66	39.48	15.72	61.4	100	0	P	H
		16740	46.05	-22.15	68.2	45.64	39.56	19.77	58.92	100	0	P	H
													H
		5824	65.45	-2.75	68.2	56.1	32.24	10.32	33.21	200	289	P	V
		11160	52.05	-21.95	74	58.25	39.48	15.72	61.4	209	316	P	V
		11160	43.3	-10.7	54	49.5	39.48	15.72	61.4	209	316	A	V
		16740	46.31	-21.89	68.2	45.9	39.56	19.77	58.92	100	0	P	V
802.11ac VHT20 CH 140 5700MHz		5944	56.85	-11.35	68.2	47.05	32.59	10.46	33.25	200	289	P	H
		11400	45.71	-28.29	74	51.55	39.7	15.86	61.4	100	0	P	H
		17100	46.54	-21.66	68.2	44.3	40.1	20.1	57.96	100	0	P	H
													H
		5944	59.03	-9.17	68.2	49.23	32.59	10.46	33.25	200	308	P	V
		11400	46.42	-27.58	74	52.26	39.7	15.86	61.4	100	0	P	V
		17100	46.71	-21.49	68.2	44.47	40.1	20.1	57.96	100	0	P	V
													V
Remark	1. No other spurious found. 2. All results are PASS against Peak and Average limit line.												

Band 3 - 5470~5725MHz

WIFI 802.11ac VHT40 (Band Edge @ 3m)

WIFI Ant.	Note	Frequency	Level	Over Limit	Limit Line	Read Level	Antenna Factor	Path Loss	Preamp Factor	Ant Pos	Table Pos	Peak Avg.	Pol.
1+2		(MHz)	(dBμV/m)	(dB)	(dBμV/m)	(dBμV)	(dB/m)	(dB)	(dB)	(cm)	(deg)	(P/A)	(H/V)
802.11ac VHT40 CH 102 5510MHz		5459.68	65.05	-8.95	74	56.53	31.74	9.89	33.11	195	282	P	H
		5469.76	65.07	-3.13	68.2	56.5	31.78	9.9	33.11	195	282	P	H
		5459.92	50.2	-3.8	54	41.68	31.74	9.89	33.11	195	282	A	H
	*	5510	111.25	-	-	102.54	31.88	9.94	33.11	195	282	P	H
	*	5510	102.38	-	-	93.67	31.88	9.94	33.11	195	282	A	H
		5763.11	56.02	-12.18	68.2	46.83	32.13	10.25	33.19	195	282	P	H
		5458.48	62.01	-11.99	74	53.5	31.73	9.89	33.11	221	299	P	V
		5469.28	66.64	-1.56	68.2	58.07	31.78	9.9	33.11	221	299	P	V
		5458.48	49.12	-4.88	54	40.61	31.73	9.89	33.11	221	299	A	V
	*	5510	109.97	-	-	101.26	31.88	9.94	33.11	221	299	P	V
	*	5510	102.6	-	-	93.89	31.88	9.94	33.11	221	299	A	V
		5744.525	56.34	-11.86	68.2	47.22	32.09	10.22	33.19	221	299	P	V
802.11ac VHT40 CH 110 5550MHz		5457.52	63.26	-10.74	74	54.75	31.73	9.89	33.11	209	283	P	H
		5466.88	66.77	-1.43	68.2	58.21	31.77	9.9	33.11	209	283	P	H
		5459.44	52.51	-1.49	54	43.99	31.74	9.89	33.11	209	283	A	H
	*	5550	116.23	-	-	107.58	31.8	9.98	33.13	209	283	P	H
	*	5550	108.28	-	-	99.63	31.8	9.98	33.13	209	283	A	H
		5726.885	58.13	-10.07	68.2	49.06	32.05	10.2	33.18	209	283	P	H
		5458.96	62.92	-11.08	74	54.4	31.74	9.89	33.11	214	310	P	V
		5464.48	66.12	-2.08	68.2	57.57	31.76	9.9	33.11	214	310	P	V
		5458.96	52.42	-1.58	54	43.9	31.74	9.89	33.11	214	310	A	V
	*	5550	115.88	-	-	107.23	31.8	9.98	33.13	214	310	P	V
	*	5550	107.9	-	-	99.25	31.8	9.98	33.13	214	310	A	V
		5727.2	58.44	-9.76	68.2	49.37	32.05	10.2	33.18	214	310	P	V

802.11ac VHT40 CH 134 5670MHz		5435.4	52.43	-21.57	74	44	31.67	9.87	33.11	185	279	P	H
		5468.65	51.18	-17.02	68.2	42.62	31.77	9.9	33.11	185	279	P	H
		5425.25	44.87	-9.13	54	36.47	31.65	9.86	33.11	185	279	A	H
	*	5670	113.18	-	-	104.4	31.82	10.12	33.16	185	279	P	H
	*	5670	105.63	-	-	96.85	31.82	10.12	33.16	185	279	A	H
		5728.145	66.34	-1.86	68.2	57.26	32.06	10.2	33.18	185	279	P	H
		5439.6	51.86	-22.14	74	43.41	31.68	9.88	33.11	376	343	P	V
		5465.5	50.51	-17.69	68.2	41.96	31.76	9.9	33.11	376	343	P	V
		5413.7	44.2	-9.8	54	35.83	31.63	9.85	33.11	376	343	A	V
	*	5670	113.05	-	-	104.27	31.82	10.12	33.16	376	343	P	V
	*	5670	105.02	-	-	96.24	31.82	10.12	33.16	376	343	A	V
		5725	64.42	-3.78	68.2	55.35	32.05	10.2	33.18	376	343	P	V
Remark	1. No other spurious found. 2. All results are PASS against Peak and Average limit line.												

Band 3 - 5470~5725MHz

WIFI 802.11ac VHT40 (Harmonic @ 3m)

WIFI Ant.	Note	Frequency	Level	Over Limit	Limit Line	Read Level	Antenna Factor	Path Loss	Preamp Factor	Ant Pos	Table Pos	Peak Avg.	Pol.
1+2		(MHz)	(dBμV/m)	(dB)	(dBμV/m)	(dBμV)	(dB/m)	(dB)	(dB)	(cm)	(deg)	(P/A)	(H/V)
802.11ac VHT40 CH 102 5510MHz		11020	45.49	-28.51	74	51.33	39.92	15.64	61.4	100	0	P	H
		16530	44.44	-23.76	68.2	45.52	38.76	19.58	59.42	100	0	P	H
													H
													H
		11020	46.49	-27.51	74	52.33	39.92	15.64	61.4	100	0	P	V
		16530	44.36	-23.84	68.2	45.44	38.76	19.58	59.42	100	0	P	V
													V
													V
802.11ac VHT40 CH 110 5550MHz		5782	58.97	-9.23	68.2	49.74	32.16	10.27	33.2	209	283	P	H
		11100	44.83	-29.17	74	50.95	39.6	15.68	61.4	100	0	P	H
		16650	42.99	-25.21	68.2	43.38	39.05	19.69	59.13	100	0	P	H
													H
		5782	57.97	-10.23	68.2	48.74	32.16	10.27	33.2	214	310	P	V
		11100	46.15	-27.85	74	52.27	39.6	15.68	61.4	100	0	P	V
		16650	45.72	-22.48	68.2	46.11	39.05	19.69	59.13	100	0	P	V
													V
802.11ac VHT40 CH 134 5670MHz		5830	60.88	-7.32	68.2	51.51	32.26	10.33	33.22	185	279	P	H
		11340	45.87	-28.13	74	51.87	39.58	15.82	61.4	100	0	P	H
		17010	46.64	-21.56	68.2	44.86	40.01	20.01	58.24	100	0	P	H
													H
		5830	60.61	-7.59	68.2	51.24	32.26	10.33	33.22	376	343	P	V
		11340	45.85	-28.15	74	51.85	39.58	15.82	61.4	100	0	P	V
		17010	45.6	-22.6	68.2	43.82	40.01	20.01	58.24	100	0	P	V
													V
Remark	1. No other spurious found. 2. All results are PASS against Peak and Average limit line.												

Band 3 5470~5725MHz

WIFI 802.11ac VHT80 (Band Edge @ 3m)

WIFI Ant.	Note	Frequency	Level	Over Limit	Limit Line	Read Level	Antenna Factor	Path Loss	Preamp Factor	Ant Pos	Table Pos	Peak Avg.	Pol.
1+2		(MHz)	(dBμV/m)	(dB)	(dBμV/m)	(dBμV)	(dB/m)	(dB)	(dB)	(cm)	(deg)	(P/A)	(H/V)
802.11ac VHT80 CH 106 5530MHz		5431.6	58.14	-15.86	74	49.72	31.66	9.87	33.11	200	281	P	H
		5465.92	66.1	-2.1	68.2	57.55	31.76	9.9	33.11	200	281	P	H
		5456.56	52.13	-1.87	54	43.62	31.73	9.89	33.11	200	281	A	H
	*	5530	106.82	-	-	98.14	31.84	9.96	33.12	200	281	P	H
	*	5530	99.92	-	-	91.24	31.84	9.96	33.12	200	281	A	H
		5725.625	54	-14.2	68.2	44.93	32.05	10.2	33.18	200	281	P	H
		5457.76	64.65	-9.35	74	56.14	31.73	9.89	33.11	279	302	P	V
		5463.04	65.94	-2.26	68.2	57.4	31.75	9.9	33.11	279	302	P	V
		5459.2	51.07	-2.93	54	42.55	31.74	9.89	33.11	279	302	A	V
	*	5530	106.77	-	-	98.09	31.84	9.96	33.12	279	302	P	V
	*	5530	99.06	-	-	90.38	31.84	9.96	33.12	279	302	A	V
		5755.865	53.02	-15.18	68.2	43.86	32.11	10.24	33.19	279	302	P	V
802.11ac VHT80 CH 122 5610MHz		5437.5	60.93	-13.07	74	52.49	31.68	9.87	33.11	193	281	P	H
		5463.05	65.48	-2.72	68.2	56.94	31.75	9.9	33.11	193	281	P	H
		5457.45	52.79	-1.21	54	44.28	31.73	9.89	33.11	193	281	A	H
	*	5610	111.3	-	-	102.64	31.78	10.03	33.15	193	281	P	H
	*	5610	106.28	-	-	97.62	31.78	10.03	33.15	193	281	A	H
		5729.65	63.86	-4.34	68.2	54.78	32.06	10.2	33.18	193	281	P	H
		5424.55	57.81	-16.19	74	49.41	31.65	9.86	33.11	282	306	P	V
		5469.7	60.43	-7.77	68.2	51.86	31.78	9.9	33.11	282	306	P	V
		5455.7	51.31	-2.69	54	42.81	31.72	9.89	33.11	282	306	A	V
	*	5610	111.08	-	-	102.42	31.78	10.03	33.15	282	306	P	V
	*	5610	106.23	-	-	97.57	31.78	10.03	33.15	282	306	A	V
		5733.675	62.9	-5.3	68.2	53.8	32.07	10.21	33.18	282	306	P	V
Remark	1. No other spurious found. 2. All results are PASS against Peak and Average limit line.												

Band 3 5470~5725MHz

WIFI 802.11ac VHT80 (Harmonic @ 3m)

WIFI Ant.	Note	Frequency	Level	Over Limit	Limit Line	Read Level	Antenna Factor	Path Loss	Preamp Factor	Ant Pos	Table Pos	Peak Avg.	Pol.
1+2		(MHz)	(dBμV/m)	(dB)	(dBμV/m)	(dBμV)	(dB/m)	(dB)	(dB)	(cm)	(deg)	(P/A)	(H/V)
802.11ac VHT80 CH 106 5530MHz		11060	45.46	-28.54	74	51.44	39.76	15.66	61.4	100	0	P	H
		16590	45.16	-23.04	68.2	45.93	38.88	19.64	59.29	100	0	P	H
													H
													H
		11060	45.28	-28.72	74	51.26	39.76	15.66	61.4	100	0	P	V
		16590	44.8	-23.4	68.2	45.57	38.88	19.64	59.29	100	0	P	V
													V
													V
802.11ac VHT80 CH 122 5610MHz		11220	45.62	-28.38	74	51.85	39.42	15.75	61.4	100	0	P	H
		16830	45.67	-22.53	68.2	44.49	40.04	19.85	58.71	100	0	P	H
													H
													H
		11220	45.83	-28.17	74	52.06	39.42	15.75	61.4	100	0	P	V
		16830	46.49	-21.71	68.2	45.31	40.04	19.85	58.71	100	0	P	V
													V
													V
Remark	1. No other spurious found. 2. All results are PASS against Peak and Average limit line.												

Band 3 - Straddle Channel

WIFI 802.11ac VHT20 (Band Edge @ 3m)

WIFI Ant. 1+2	Note	Frequency (MHz)	Level (dBµV/m)	Over Limit (dB)	Limit Line (dBµV/m)	Read Level (dBµV)	Antenna Factor (dB/m)	Path Loss (dB)	Preamp Factor (dB)	Ant Pos (cm)	Table Pos (deg)	Peak Avg. (P/A)	Pol. (H/V)
802.11ac VHT20 CH 144 5720MHz		5406.16	52.09	-21.91	74	43.74	31.61	9.85	33.11	213	275	P	H
		5461.54	50.43	-17.77	68.2	41.89	31.75	9.9	33.11	213	275	P	H
		5405.38	42.06	-11.94	54	33.72	31.61	9.84	33.11	213	275	A	H
	*	5720	119.06	-	-	110.01	32.04	10.19	33.18	213	275	P	H
	*	5720	111.04	-	-	101.99	32.04	10.19	33.18	213	275	A	H
		5886.5	62.23	-5.97	68.2	52.61	32.45	10.4	33.23	213	275	P	H
		5403.04	50.45	-23.55	74	42.11	31.61	9.84	33.11	226	298	P	V
		5466.61	51.03	-17.17	68.2	42.47	31.77	9.9	33.11	226	298	P	V
		5405.77	41.35	-12.65	54	33	31.61	9.85	33.11	226	298	A	V
	*	5720	118.84	-	-	109.79	32.04	10.19	33.18	226	298	P	V
	*	5720	110.86	-	-	101.81	32.04	10.19	33.18	226	298	A	V
		5885.25	61.44	-6.76	68.2	51.84	32.44	10.39	33.23	226	298	P	V
Remark	1. No other spurious found. 2. All results are PASS against Peak and Average limit line.												

Band 3 - Straddle Channel

WIFI 802.11ac VHT20 (Harmonic @ 3m)

WIFI Ant.	Note	Frequency	Level	Over Limit	Limit Line	Read Level	Antenna Factor	Path Loss	Preamp Factor	Ant Pos	Table Pos	Peak Avg.	Pol.
1+2		(MHz)	(dBμV/m)	(dB)	(dBμV/m)	(dBμV)	(dB/m)	(dB)	(dB)	(cm)	(deg)	(P/A)	(H/V)
802.11ac VHT20 CH 144 5720MHz		5962	62.21	-5.99	68.2	52.39	32.6	10.48	33.26	213	275	P	H
		11440	49.81	-24.19	74	55.63	39.7	15.88	61.4	100	0	P	H
		17160	49.08	-19.12	68.2	46.38	40.28	20.15	57.73	100	0	P	H
													H
		5968	61.88	-6.32	68.2	52.06	32.6	10.48	33.26	226	298	P	V
		11440	51.52	-22.48	74	57.34	39.7	15.88	61.4	100	350	P	V
		11440	42.69	-11.31	54	48.51	39.7	15.88	61.4	100	350	A	V
		17160	50.54	-17.66	68.2	47.84	40.28	20.15	57.73	100	0	P	V
Remark	1. No other spurious found. 2. All results are PASS against Peak and Average limit line.												

Band 3 - Straddle Channel

WIFI 802.11ac VHT40 (Band Edge @ 3m)

WIFI Ant.	Note	Frequency	Level	Over Limit	Limit Line	Read Level	Antenna Factor	Path Loss	Preamp Factor	Ant Pos	Table Pos	Peak Avg.	Pol.
1+2		(MHz)	(dBμV/m)	(dB)	(dBμV/m)	(dBμV)	(dB/m)	(dB)	(dB)	(cm)	(deg)	(P/A)	(H/V)
802.11ac VHT40 CH 142 5710MHz		5456.08	54.83	-19.17	74	46.33	31.72	9.89	33.11	206	281	P	H
		5465.83	54.97	-13.23	68.2	46.42	31.76	9.9	33.11	206	281	P	H
		5455.3	46.67	-7.33	54	38.17	31.72	9.89	33.11	206	281	A	H
	*	5710	117.81	-	-	108.8	32.02	10.17	33.18	206	281	P	H
	*	5710	110.2	-	-	101.19	32.02	10.17	33.18	206	281	A	H
		5876.5	61.92	-6.28	68.2	52.36	32.41	10.38	33.23	206	281	P	H
		5453.35	56.06	-17.94	74	47.57	31.71	9.89	33.11	207	303	P	V
		5463.88	55.74	-12.46	68.2	47.19	31.76	9.9	33.11	207	303	P	V
		5456.86	48.47	-5.53	54	39.96	31.73	9.89	33.11	207	303	A	V
	*	5710	119.07	-	-	110.06	32.02	10.17	33.18	207	303	P	V
	*	5710	112.29	-	-	103.28	32.02	10.17	33.18	207	303	A	V
		5853.25	64.01	-4.19	68.2	54.56	32.31	10.36	33.22	207	303	P	V
Remark	1. No other spurious found. 2. All results are PASS against Peak and Average limit line.												

Band 3 - Straddle Channel

WIFI 802.11ac VHT40 (Harmonic @ 3m)

WIFI Ant.	Note	Frequency	Level	Over Limit	Limit Line	Read Level	Antenna Factor	Path Loss	Preamp Factor	Ant Pos	Table Pos	Peak Avg.	Pol.
1+2		(MHz)	(dBμV/m)	(dB)	(dBμV/m)	(dBμV)	(dB/m)	(dB)	(dB)	(cm)	(deg)	(P/A)	(H/V)
802.11ac VHT40 CH 142 5710MHz		11420	52.46	-21.54	74	58.29	39.7	15.87	61.4	200	259	P	H
		11420	42.13	-11.87	54	47.96	39.7	15.87	61.4	200	259	A	H
		17130	48.81	-19.39	68.2	46.35	40.19	20.12	57.85	100	0	P	H
													H
		11420	53.06	-20.94	74	58.89	39.7	15.87	61.4	100	348	P	V
		11420	42.67	-11.33	54	48.5	39.7	15.87	61.4	100	348	A	V
		17130	48.74	-19.46	68.2	46.28	40.19	20.12	57.85	100	0	P	V
													V
Remark	1. No other spurious found. 2. All results are PASS against Peak and Average limit line.												

Band 3 - Straddle Channel

WIFI 802.11ac VHT80 (Band Edge @ 3m)

WIFI Ant.	Note	Frequency	Level	Over Limit	Limit Line	Read Level	Antenna Factor	Path Loss	Preamp Factor	Ant Pos	Table Pos	Peak Avg.	Pol.
1+2		(MHz)	(dBμV/m)	(dB)	(dBμV/m)	(dBμV)	(dB/m)	(dB)	(dB)	(cm)	(deg)	(P/A)	(H/V)
802.11ac VHT80 CH 138 5690MHz		5447.11	61.17	-12.83	74	52.71	31.69	9.88	33.11	195	277	P	H
		5468.56	60.61	-7.59	68.2	52.05	31.77	9.9	33.11	195	277	P	H
		5459.59	52.41	-1.59	54	43.89	31.74	9.89	33.11	195	277	A	H
	*	5690	113.44	-	-	104.52	31.94	10.15	33.17	195	277	P	H
	*	5690	109.59	-	-	100.67	31.94	10.15	33.17	195	277	A	H
		5852.8	65.91	-2.29	68.2	56.46	32.31	10.36	33.22	195	277	P	H
		5444.38	58.46	-15.54	74	50	31.69	9.88	33.11	212	304	P	V
		5462.32	59.59	-8.61	68.2	51.05	31.75	9.9	33.11	212	304	P	V
		5458.42	52.22	-1.78	54	43.71	31.73	9.89	33.11	212	304	A	V
	*	5690	114.57	-	-	105.65	31.94	10.15	33.17	212	304	P	V
	*	5690	108.53	-	-	99.61	31.94	10.15	33.17	212	304	A	V
		5853.1	66.43	-1.77	68.2	56.98	32.31	10.36	33.22	212	304	P	V
Remark	1. No other spurious found. 2. All results are PASS against Peak and Average limit line.												

Band 3 - Straddle Channel

WIFI 802.11ac VHT80 (Harmonic @ 3m)

WIFI Ant.	Note	Frequency	Level	Over Limit	Limit Line	Read Level	Antenna Factor	Path Loss	Preamp Factor	Ant Pos	Table Pos	Peak Avg.	Pol.
1+2		(MHz)	(dBμV/m)	(dB)	(dBμV/m)	(dBμV)	(dB/m)	(dB)	(dB)	(cm)	(deg)	(P/A)	(H/V)
802.11ac VHT80 CH 138 5690MHz		11380	46.65	-27.35	74	52.54	39.66	15.85	61.4	100	0	P	H
		17070	48.02	-20.18	68.2	45.95	40.07	20.07	58.07	100	0	P	H
													H
													H
		11380	46.31	-27.69	74	52.2	39.66	15.85	61.4	100	0	P	V
		17070	46.98	-21.22	68.2	44.91	40.07	20.07	58.07	100	0	P	V
													V
													V
Remark	1. No other spurious found. 2. All results are PASS against Peak and Average limit line.												

Band 2 - 5250~5350MHz

WIFI 802.11ac VHT20 (Band Edge @ 3m)

WIFI Ant. 1+2+3	Note	Frequency (MHz)	Level (dBμV/m)	Over Limit (dB)	Limit Line (dBμV/m)	Read Level (dBμV)	Antenna Factor (dB/m)	Path Loss (dB)	Preamp Factor (dB)	Ant Pos (cm)	Table Pos (deg)	Peak Avg. (P/A)	Pol. (H/V)
802.11ac VHT20 CH 52 5260MHz		5097.58	52.82	-21.18	74	44.54	31.79	9.61	33.12	312	288	P	H
		5095.54	43.5	-10.5	54	35.24	31.78	9.6	33.12	312	288	A	H
	*	5260	119.28	-	-	111.23	31.38	9.78	33.11	312	288	P	H
	*	5260	110.06	-	-	102.01	31.38	9.78	33.11	312	288	A	H
		5353.68	56.74	-17.26	74	48.71	31.32	9.82	33.11	312	288	P	H
		5350.08	47.86	-6.14	54	39.85	31.3	9.82	33.11	312	288	A	H
		5094.86	52.55	-21.45	74	44.29	31.78	9.6	33.12	319	301	P	V
		5094.18	44.11	-9.89	54	35.85	31.78	9.6	33.12	319	301	A	V
	*	5260	119.91	-	-	111.86	31.38	9.78	33.11	319	301	P	V
	*	5260	112.07	-	-	104.02	31.38	9.78	33.11	319	301	A	V
		5411.52	57.63	-16.37	74	49.27	31.62	9.85	33.11	319	301	P	V
		5414.64	49.61	-4.39	54	41.24	31.63	9.85	33.11	319	301	A	V
802.11ac VHT20 CH 60 5300MHz		5131.92	52.29	-21.71	74	43.89	31.86	9.66	33.12	305	285	P	H
		5136.68	44.05	-9.95	54	35.63	31.87	9.67	33.12	305	285	A	H
	*	5300	119.11	-	-	111.12	31.3	9.8	33.11	305	285	P	H
	*	5300	110.86	-	-	102.87	31.3	9.8	33.11	305	285	A	H
		5350.56	63.52	-10.48	74	55.51	31.3	9.82	33.11	305	285	P	H
		5350.08	50.91	-3.09	54	42.9	31.3	9.82	33.11	305	285	A	H
		5147.22	52.57	-21.43	74	44.12	31.89	9.68	33.12	292	298	P	V
		5143.14	44.13	-9.87	54	35.69	31.89	9.67	33.12	292	298	A	V
	*	5300	120.13	-	-	112.14	31.3	9.8	33.11	292	298	P	V
	*	5300	111.68	-	-	103.69	31.3	9.8	33.11	292	298	A	V
		5352	63.44	-10.56	74	55.42	31.31	9.82	33.11	292	298	P	V
		5350.08	52.38	-1.62	54	44.37	31.3	9.82	33.11	292	298	A	V

802.11ac VHT20 CH 64 5320MHz	*	5320	114.18	-	-	106.18	31.3	9.81	33.11	315	289	P	H
	*	5320	106.22	-	-	98.22	31.3	9.81	33.11	315	289	A	H
		5355.36	66.65	-7.35	74	58.61	31.33	9.82	33.11	315	289	P	H
		5350.08	52.6	-1.4	54	44.59	31.3	9.82	33.11	315	289	A	H
													H
													H
	*	5320	116.12	-	-	108.12	31.3	9.81	33.11	287	298	P	V
	*	5320	106.83	-	-	98.83	31.3	9.81	33.11	287	298	A	V
		5351.36	62.11	-11.89	74	54.09	31.31	9.82	33.11	287	298	P	V
		5394.72	48.68	-5.32	54	40.38	31.57	9.84	33.11	287	298	A	V
													V
													V
Remark	1. No other spurious found. 2. All results are PASS against Peak and Average limit line.												

Band 2 5250~5350MHz

WIFI 802.11ac VHT20 (Harmonic @ 3m)

WIFI Ant.	Note	Frequency	Level	Over Limit	Limit Line	Read Level	Antenna Factor	Path Loss	Preamp Factor	Ant Pos	Table Pos	Peak Avg.	Pol.
1+2+3		(MHz)	(dBμV/m)	(dB)	(dBμV/m)	(dBμV)	(dB/m)	(dB)	(dB)	(cm)	(deg)	(P/A)	(H/V)
802.11ac VHT20 CH 52 5260MHz		5554	55.54	-12.66	68.2	46.89	31.8	9.98	33.13	312	288	P	H
		10520	55.12	-13.08	68.2	61.08	39.7	15.35	61.01	100	0	P	H
		15780	55.55	-18.45	74	59.35	37.58	19	60.38	209	335	P	H
		15780	45.89	-8.11	54	49.69	37.58	19	60.38	209	335	A	H
		5554	56.53	-11.67	68.2	47.88	31.8	9.98	33.13	319	301	P	V
		10520	58.27	-9.93	68.2	64.23	39.7	15.35	61.01	100	0	P	V
		15780	55.22	-18.78	74	59.02	37.58	19	60.38	100	86	P	V
		15780	46.7	-7.3	54	50.5	37.58	19	60.38	100	86	A	V
802.11ac VHT20 CH 60 5300MHz		5584	57.32	-10.88	68.2	48.65	31.8	10.01	33.14	305	285	P	H
		10600	54.53	-19.47	74	60.51	39.7	15.4	61.08	173	336	P	H
		10600	45.56	-8.44	54	51.54	39.7	15.4	61.08	173	336	A	H
		15900	48.39	-25.61	74	52.42	37.2	19.05	60.28	100	0	P	H
		5464	60.3	-7.9	68.2	51.75	31.76	9.9	33.11	292	298	P	V
		10600	55.57	-18.43	74	61.55	39.7	15.4	61.08	100	302	P	V
		10600	46.25	-7.75	54	52.23	39.7	15.4	61.08	100	302	A	V
		15900	48.36	-25.64	74	52.39	37.2	19.05	60.28	100	0	P	V
802.11ac VHT20 CH 64 5320MHz		5480	54.29	-13.91	68.2	45.63	31.85	9.92	33.11	315	289	P	H
		10640	48.19	-25.81	74	54.22	39.66	15.42	61.11	100	0	P	H
		15960	42.12	-31.88	74	46.25	37.02	19.08	60.23	100	0	P	H
													H
		5480	58.18	-10.02	68.2	49.58	31.8	9.91	33.11	287	298	P	V
		10640	46.33	-27.67	74	52.36	39.66	15.42	61.11	100	0	P	V
		15960	42.4	-31.6	74	46.53	37.02	19.08	60.23	100	0	P	V
													V
Remark	1. No other spurious found. 2. All results are PASS against Peak and Average limit line.												

Band 2 5250~5350MHz

WIFI 802.11ac VHT40 (Band Edge @ 3m)

WIFI Ant.	Note	Frequency	Level	Over Limit	Limit Line	Read Level	Antenna Factor	Path Loss	Preamp Factor	Ant Pos	Table Pos	Peak Avg.	Pol.
1+2+3		(MHz)	(dBμV/m)	(dB)	(dBμV/m)	(dBμV)	(dB/m)	(dB)	(dB)	(cm)	(deg)	(P/A)	(H/V)
802.11ac VHT40 CH 54 5270MHz		5094.18	54.53	-19.47	74	46.27	31.78	9.6	33.12	216	280	P	H
		5092.48	46.52	-7.48	54	38.27	31.77	9.6	33.12	216	280	A	H
	*	5270	113.34	-	-	105.3	31.36	9.79	33.11	216	280	P	H
	*	5270	109.52	-	-	101.48	31.36	9.79	33.11	216	280	A	H
		5415.12	59.1	-14.9	74	50.73	31.63	9.85	33.11	216	280	P	H
		5412.72	52.4	-1.6	54	44.03	31.63	9.85	33.11	216	280	P	H
		5122.74	52.63	-21.37	74	44.26	31.85	9.64	33.12	214	305	P	V
		5125.8	46.39	-7.61	54	38.01	31.85	9.65	33.12	214	305	A	V
	*	5270	112	-	-	103.96	31.36	9.79	33.11	214	305	P	V
	*	5270	104.62	-	-	96.58	31.36	9.79	33.11	214	305	A	V
		5444.88	59.89	-14.11	74	51.43	31.69	9.88	33.11	214	305	P	V
		5444.64	52.7	-1.3	54	44.24	31.69	9.88	33.11	214	305	A	V
802.11ac VHT40 CH 62 5310MHz		5139.4	51.03	-22.97	74	42.6	31.88	9.67	33.12	263	276	P	H
		5143.82	43.32	-10.68	54	34.87	31.89	9.68	33.12	263	276	A	H
	*	5310	109.12	-	-	101.13	31.3	9.8	33.11	263	276	P	H
	*	5310	101.77	-	-	93.78	31.3	9.8	33.11	263	276	A	H
		5373.84	57.85	-16.15	74	49.69	31.44	9.83	33.11	263	276	P	H
		5351.52	52.12	-1.88	54	44.1	31.31	9.82	33.11	263	276	A	H
		5086.02	50.87	-23.13	74	42.66	31.74	9.59	33.12	279	301	P	V
		5143.48	42.81	-11.19	54	34.36	31.89	9.68	33.12	279	301	A	V
	*	5310	108.42	-	-	100.43	31.3	9.8	33.11	279	301	P	V
	*	5310	100.36	-	-	92.37	31.3	9.8	33.11	279	301	A	V
		5452.8	55.27	-18.73	74	46.78	31.71	9.89	33.11	279	301	P	V
		5457.12	47.87	-6.13	54	39.36	31.73	9.89	33.11	279	301	A	V
Remark	1. No other spurious found. 2. All results are PASS against Peak and Average limit line.												

Band 2 5250~5350MHz

WIFI 802.11ac VHT40 (Harmonic @ 3m)

WIFI Ant.	Note	Frequency	Level	Over Limit	Limit Line	Read Level	Antenna Factor	Path Loss	Preamp Factor	Ant Pos	Table Pos	Peak Avg.	Pol.
1+2+3		(MHz)	(dBμV/m)	(dB)	(dBμV/m)	(dBμV)	(dB/m)	(dB)	(dB)	(cm)	(deg)	(P/A)	(H/V)
802.11ac VHT40 CH 54 5270MHz		5506	57.11	-11.09	68.2	48.39	31.89	9.94	33.11	216	280	P	H
		10540	48.84	-19.36	68.2	54.8	39.7	15.37	61.03	100	0	P	H
		15810	43.87	-30.13	74	47.65	37.56	19.01	60.35	100	0	P	H
													H
		5506	58.04	-10.16	68.2	49.32	31.89	9.94	33.11	214	305	P	V
		10540	49.11	-19.09	68.2	55.07	39.7	15.37	61.03	100	0	P	V
		15810	43.51	-30.49	74	47.29	37.56	19.01	60.35	100	0	P	V
													V
802.11ac VHT40 CH 62 5310MHz		5476	56.49	-11.71	68.2	47.83	31.85	9.92	33.11	263	276	P	H
		10620	43.91	-30.09	74	49.92	39.68	15.41	61.1	100	0	P	H
		15930	42.64	-31.36	74	46.73	37.11	19.06	60.26	100	0	P	H
													H
		5476	57.89	-10.31	68.2	49.29	31.8	9.91	33.11	279	301	P	V
		10620	43.64	-30.36	74	49.65	39.68	15.41	61.1	100	0	P	V
		15930	42.07	-31.93	74	46.16	37.11	19.06	60.26	100	0	P	V
													V
Remark	1. No other spurious found. 2. All results are PASS against Peak and Average limit line.												

Band 2 5250~5350MHz

WIFI 802.11ac VHT80 (Band Edge @ 3m)

WIFI Ant.	Note	Frequency	Level	Over Limit	Limit Line	Read Level	Antenna Factor	Path Loss	Preamp Factor	Ant Pos	Table Pos	Peak Avg.	Pol.
1+2+3		(MHz)	(dBμV/m)	(dB)	(dBμV/m)	(dBμV)	(dB/m)	(dB)	(dB)	(cm)	(deg)	(P/A)	(H/V)
802.11ac VHT80 CH 58 5290MHz		5147.6	55.34	-18.66	74	46.88	31.9	9.68	33.12	291	276	P	H
		5144.3	43.97	-10.03	54	35.52	31.89	9.68	33.12	291	276	A	H
	*	5290	108.24	-	-	100.23	31.32	9.8	33.11	291	276	P	H
	*	5290	103.13	-	-	95.12	31.32	9.8	33.11	291	276	A	H
		5362.08	62.97	-11.03	74	54.89	31.37	9.82	33.11	291	276	P	H
		5373.12	51.67	-2.33	54	43.51	31.44	9.83	33.11	291	276	A	H
		5115.2	51.17	-22.83	74	42.83	31.83	9.63	33.12	285	299	P	V
		5147.6	43.52	-10.48	54	35.06	31.9	9.68	33.12	285	299	A	V
	*	5290	107.84	-	-	99.83	31.32	9.8	33.11	285	299	P	V
	*	5290	102.43	-	-	94.42	31.32	9.8	33.11	285	299	A	V
		5363.28	58.58	-15.42	74	50.48	31.38	9.83	33.11	285	299	P	V
		5381.28	51.1	-2.9	54	42.89	31.49	9.83	33.11	285	299	A	V
Remark	1. No other spurious found. 2. All results are PASS against Peak and Average limit line.												

Band 2 5250~5350MHz

WIFI 802.11ac VHT80 (Harmonic @ 3m)

WIFI Ant.	Note	Frequency	Level	Over Limit	Limit Line	Read Level	Antenna Factor	Path Loss	Preamp Factor	Ant Pos	Table Pos	Peak Avg.	Pol.
1+2+3		(MHz)	(dBμV/m)	(dB)	(dBμV/m)	(dBμV)	(dB/m)	(dB)	(dB)	(cm)	(deg)	(P/A)	(H/V)
802.11ac VHT80 CH 58 5290MHz		10580	44.28	-23.92	68.2	50.26	39.7	15.39	61.07	100	0	P	H
		15870	43.2	-30.8	74	47.14	37.32	19.04	60.3	100	0	P	H
													H
													H
		10580	44.24	-23.96	68.2	50.22	39.7	15.39	61.07	100	0	P	V
		15870	44.07	-29.93	74	48.01	37.32	19.04	60.3	100	0	P	V
													V
													V
Remark	1. No other spurious found. 2. All results are PASS against Peak and Average limit line.												

Band 3 - 5470~5725MHz

WIFI 802.11ac VHT20 (Band Edge @ 3m)

WIFI Ant. 1+2+3	Note	Frequency (MHz)	Level (dBμV/m)	Over Limit (dB)	Limit Line (dBμV/m)	Read Level (dBμV)	Antenna Factor (dB/m)	Path Loss (dB)	Preamp Factor (dB)	Ant Pos (cm)	Table Pos (deg)	Peak Avg. (P/A)	Pol. (H/V)
802.11ac VHT20 CH 100 5500MHz		5423.28	55.54	-18.46	74	47.14	31.65	9.86	33.11	200	213	P	H
		5470	60.26	-7.94	68.2	51.69	31.78	9.9	33.11	200	213	P	H
		5426	46.09	-7.91	54	37.69	31.65	9.86	33.11	200	213	A	H
	*	5500	116.27	-	-	107.55	31.9	9.93	33.11	200	213	P	H
	*	5500	108.4	-	-	99.68	31.9	9.93	33.11	200	213	A	H
													H
		5416.24	57.01	-16.99	74	48.64	31.63	9.85	33.11	282	300	P	V
		5465.2	66.39	-1.81	68.2	57.84	31.76	9.9	33.11	282	300	P	V
		5424.88	46.79	-7.21	54	38.39	31.65	9.86	33.11	282	300	A	V
	*	5500	117.32	-	-	108.6	31.9	9.93	33.11	282	300	P	V
	*	5500	108.5	-	-	99.78	31.9	9.93	33.11	282	300	A	V
													V
802.11ac VHT20 CH 116 5580MHz		5423.44	54.7	-19.3	74	46.3	31.65	9.86	33.11	228	214	P	H
		5463.04	50.66	-17.54	68.2	42.12	31.75	9.9	33.11	228	214	P	H
		5423.2	45.67	-8.33	54	37.27	31.65	9.86	33.11	228	214	A	H
	*	5580	114.9	-	-	106.24	31.8	10	33.14	228	214	P	H
	*	5580	106.37	-	-	97.71	31.8	10	33.14	228	214	A	H
		5744.84	58.5	-9.7	68.2	49.38	32.09	10.22	33.19	228	214	P	H
		5415.52	55.87	-18.13	74	47.5	31.63	9.85	33.11	225	300	P	V
		5465.44	51.16	-17.04	68.2	42.61	31.76	9.9	33.11	225	300	P	V
		5416	47.35	-6.65	54	38.98	31.63	9.85	33.11	225	300	A	V
	*	5580	118.37	-	-	109.71	31.8	10	33.14	225	300	P	V
	*	5580	109.77	-	-	101.11	31.8	10	33.14	225	300	A	V
		5747.36	62.91	-5.29	68.2	53.78	32.09	10.23	33.19	225	300	P	V

802.11ac VHT20 CH 140 5700MHz	*	5700	111.39	-	-	102.4	32	10.16	33.17	228	238	P	H
	*	5700	104.09	-	-	95.1	32	10.16	33.17	228	238	A	H
		5725.32	63.88	-4.32	68.2	54.81	32.05	10.2	33.18	228	238	P	H
													H
													H
													H
	*	5700	116.79	-	-	107.8	32	10.16	33.17	278	296	P	V
	*	5700	107.58	-	-	98.59	32	10.16	33.17	278	296	A	V
		5728.28	65.82	-2.38	68.2	56.74	32.06	10.2	33.18	278	296	P	V
													V
													V
													V
Remark	1. No other spurious found. 2. All results are PASS against Peak and Average limit line.												

Band 3 - 5470~5725MHz

WIFI 802.11ac VHT20 (Harmonic @ 3m)

WIFI Ant.	Note	Frequency	Level	Over Limit	Limit Line	Read Level	Antenna Factor	Path Loss	Preamp Factor	Ant Pos	Table Pos	Peak Avg.	Pol.
1+2+3		(MHz)	(dBμV/m)	(dB)	(dBμV/m)	(dBμV)	(dB/m)	(dB)	(dB)	(cm)	(deg)	(P/A)	(H/V)
802.11ac VHT20 CH 100 5500MHz		5734	61.71	-6.49	68.2	52.61	32.07	10.21	33.18	200	213	P	H
		11000	54.14	-19.86	74	59.92	40	15.62	61.4	122	162	P	H
		11000	44.53	-9.47	54	50.31	40	15.62	61.4	122	162	A	H
		16500	44.04	-24.16	68.2	45.29	38.7	19.55	59.5	100	0	P	H
		5734	65.46	-2.74	68.2	56.36	32.07	10.21	33.18	282	300	P	V
		11000	52.91	-21.09	74	58.69	40	15.62	61.4	100	351	P	V
		11000	45.03	-8.97	54	50.81	40	15.62	61.4	100	351	A	V
		16500	43.95	-24.25	68.2	45.2	38.7	19.55	59.5	100	0	P	V
802.11ac VHT20 CH 116 5580MHz		5818	58.38	-9.82	68.2	49.03	32.24	10.32	33.21	228	214	P	H
		11160	53.32	-20.68	74	59.52	39.48	15.72	61.4	117	169	P	H
		11160	43.69	-10.31	54	49.89	39.48	15.72	61.4	117	169	A	H
		16740	46.64	-21.56	68.2	46.23	39.56	19.77	58.92	100	0	P	H
		5818	67.02	-1.18	68.2	57.67	32.24	10.32	33.21	225	300	P	V
		11160	55.33	-18.67	74	61.53	39.48	15.72	61.4	100	348	P	V
		11160	45.76	-8.24	54	51.96	39.48	15.72	61.4	100	348	A	V
		16740	45.88	-22.32	68.2	45.47	39.56	19.77	58.92	100	0	P	V
802.11ac VHT20 CH 140 5700MHz		5854	56.82	-11.38	68.2	47.36	32.32	10.36	33.22	228	238	P	H
		11400	48.58	-25.42	74	54.42	39.7	15.86	61.4	100	0	P	H
		17100	47.5	-20.7	68.2	45.26	40.1	20.1	57.96	100	0	P	H
													H
		5854	61.31	-6.89	68.2	51.85	32.32	10.36	33.22	278	296	P	V
		11400	48.67	-25.33	74	54.51	39.7	15.86	61.4	100	0	P	V
		17100	46.69	-21.51	68.2	44.45	40.1	20.1	57.96	100	0	P	V
													V
Remark	1. No other spurious found. 2. All results are PASS against Peak and Average limit line.												

Band 3 - 5470~5725MHz

WIFI 802.11ac VHT40 (Band Edge @ 3m)

WIFI Ant.	Note	Frequency	Level	Over Limit	Limit Line	Read Level	Antenna Factor	Path Loss	Preamp Factor	Ant Pos	Table Pos	Peak Avg.	Pol.
1+2+3		(MHz)	(dBμV/m)	(dB)	(dBμV/m)	(dBμV)	(dB/m)	(dB)	(dB)	(cm)	(deg)	(P/A)	(H/V)
802.11ac VHT40 CH 102 5510MHz		5454.16	61.06	-12.94	74	52.56	31.72	9.89	33.11	217	199	P	H
		5469.52	57.78	-10.42	68.2	49.21	31.78	9.9	33.11	217	199	P	H
		5455.84	47.99	-6.01	54	39.49	31.72	9.89	33.11	217	199	A	H
	*	5510	109.66	-	-	100.95	31.88	9.94	33.11	217	199	P	H
	*	5510	101.91	-	-	93.2	31.88	9.94	33.11	217	199	A	H
		5737.91	53.48	-14.72	68.2	44.38	32.08	10.21	33.19	217	199	P	H
		5458.48	61.87	-12.13	74	53.36	31.73	9.89	33.11	280	301	P	V
		5468.56	66.28	-1.92	68.2	57.72	31.77	9.9	33.11	280	301	P	V
		5458.24	50.76	-3.24	54	42.25	31.73	9.89	33.11	280	301	A	V
	*	5510	113.51	-	-	104.8	31.88	9.94	33.11	280	301	P	V
	*	5510	104.73	-	-	96.02	31.88	9.94	33.11	280	301	A	V
		5759.015	56.81	-11.39	68.2	47.64	32.12	10.24	33.19	280	301	P	V
802.11ac VHT40 CH 110 5550MHz		5458.48	59.32	-14.68	74	50.81	31.73	9.89	33.11	309	281	P	H
		5469.28	61.86	-6.34	68.2	53.29	31.78	9.9	33.11	309	281	P	H
		5458.72	52.43	-1.57	54	43.92	31.73	9.89	33.11	309	281	A	H
	*	5550	116.66	-	-	108.01	31.8	9.98	33.13	309	281	P	H
	*	5550	110.16	-	-	101.51	31.8	9.98	33.13	309	281	A	H
		5725	54.17	-14.03	68.2	45.1	32.05	10.2	33.18	309	281	P	H
		5457.52	61.65	-12.35	74	53.14	31.73	9.89	33.11	292	299	P	V
		5468.08	66.64	-1.56	68.2	58.08	31.77	9.9	33.11	292	299	P	V
		5456.08	52.54	-1.46	54	44.04	31.72	9.89	33.11	292	299	A	V
	*	5550	117.78	-	-	109.13	31.8	9.98	33.13	292	299	P	V
	*	5550	110.77	-	-	102.12	31.8	9.98	33.13	292	299	A	V
		5727.83	62.57	-5.63	68.2	53.49	32.06	10.2	33.18	292	299	P	V

802.11ac VHT40 CH 134 5670MHz		5442.4	52.42	-21.58	74	43.97	31.68	9.88	33.11	304	262	P	H
		5460.6	48.62	-19.58	68.2	40.1	31.74	9.89	33.11	304	262	P	H
		5447.3	43.99	-10.01	54	35.53	31.69	9.88	33.11	304	262	A	H
	*	5670	112.75	-	-	103.97	31.82	10.12	33.16	304	262	P	H
	*	5670	105.02	-	-	96.24	31.82	10.12	33.16	304	262	A	H
		5730	63.37	-4.83	68.2	54.29	32.06	10.2	33.18	304	262	P	H
		5442.75	50.74	-23.26	74	42.28	31.69	9.88	33.11	298	292	P	V
		5467.95	48.68	-19.52	68.2	40.12	31.77	9.9	33.11	298	292	P	V
		5442.05	43.31	-10.69	54	34.86	31.68	9.88	33.11	298	292	A	V
	*	5670	113.92	-	-	105.14	31.82	10.12	33.16	298	292	P	V
	*	5670	106.23	-	-	97.45	31.82	10.12	33.16	298	292	A	V
		5725.1	64.35	-3.85	68.2	55.28	32.05	10.2	33.18	298	292	P	V
Remark	1. No other spurious found. 2. All results are PASS against Peak and Average limit line.												

Band 3 - 5470~5725MHz

WIFI 802.11ac VHT40 (Harmonic @ 3m)

WIFI Ant.	Note	Frequency	Level	Over Limit	Limit Line	Read Level	Antenna Factor	Path Loss	Preamp Factor	Ant Pos	Table Pos	Peak Avg.	Pol.
1+2+3		(MHz)	(dBμV/m)	(dB)	(dBμV/m)	(dBμV)	(dB/m)	(dB)	(dB)	(cm)	(deg)	(P/A)	(H/V)
802.11ac VHT40 CH 102 5510MHz		11020	47.94	-26.06	74	53.78	39.92	15.64	61.4	100	0	P	H
		16530	44.29	-23.91	68.2	45.37	38.76	19.58	59.42	100	0	P	H
													H
													H
		11020	47.69	-26.31	74	53.53	39.92	15.64	61.4	100	0	P	V
		16530	46.18	-22.02	68.2	47.26	38.76	19.58	59.42	100	0	P	V
													V
													V
802.11ac VHT40 CH 110 5550MHz		5788	57.68	-10.52	68.2	48.45	32.16	10.27	33.2	309	281	P	H
		11100	53.32	-20.68	74	59.44	39.6	15.68	61.4	115	170	P	H
		11100	44.14	-9.86	54	50.26	39.6	15.68	61.4	115	170	A	H
		16650	44.6	-23.6	68.2	44.99	39.05	19.69	59.13	100	0	P	H
		5788	59.69	-8.51	68.2	50.43	32.18	10.28	33.2	292	299	P	V
		11100	53.01	-20.99	74	59.13	39.6	15.68	61.4	100	353	P	V
		11100	43.91	-10.09	54	50.03	39.6	15.68	61.4	100	353	A	V
		16650	46.05	-22.15	68.2	46.44	39.05	19.69	59.13	100	0	P	V
802.11ac VHT40 CH 134 5670MHz		5848	59.56	-8.64	68.2	50.13	32.3	10.35	33.22	304	262	P	H
		11340	45.91	-28.09	74	51.91	39.58	15.82	61.4	100	0	P	H
		17010	46.29	-21.91	68.2	44.51	40.01	20.01	58.24	100	0	P	H
													H
		5848	61.15	-7.05	68.2	51.72	32.3	10.35	33.22	298	292	P	V
		11340	48.99	-25.01	74	54.99	39.58	15.82	61.4	100	0	P	V
		17010	46.36	-21.84	68.2	44.58	40.01	20.01	58.24	100	0	P	V
													V
Remark	1. No other spurious found. 2. All results are PASS against Peak and Average limit line.												

Band 3 5470~5725MHz

WIFI 802.11ac VHT80 (Band Edge @ 3m)

WIFI Ant.	Note	Frequency	Level	Over Limit	Limit Line	Read Level	Antenna Factor	Path Loss	Preamp Factor	Ant Pos	Table Pos	Peak Avg.	Pol.
1+2+3		(MHz)	(dBμV/m)	(dB)	(dBμV/m)	(dBμV)	(dB/m)	(dB)	(dB)	(cm)	(deg)	(P/A)	(H/V)
802.11ac VHT80 CH 106 5530MHz		5381.92	58.49	-15.51	74	50.28	31.49	9.83	33.11	305	281	P	H
		5469.04	62.14	-6.06	68.2	53.57	31.78	9.9	33.11	305	281	P	H
		5454.64	52.35	-1.65	54	43.85	31.72	9.89	33.11	305	281	A	H
	*	5530	108.88	-	-	100.2	31.84	9.96	33.12	305	281	P	H
	*	5530	101.7	-	-	93.02	31.84	9.96	33.12	305	281	A	H
		5736.02	51.37	-16.83	68.2	42.28	32.07	10.21	33.19	305	281	P	H
		5436.88	62.87	-11.13	74	54.44	31.67	9.87	33.11	292	298	P	V
		5470	59.04	-9.16	68.2	50.47	31.78	9.9	33.11	292	298	P	V
		5456.32	52.04	-1.96	54	43.53	31.73	9.89	33.11	292	298	A	V
	*	5530	109.63	-	-	100.95	31.84	9.96	33.12	292	298	P	V
	*	5530	103.93	-	-	95.25	31.84	9.96	33.12	292	298	A	V
		5727.2	55.59	-12.61	68.2	46.52	32.05	10.2	33.18	292	298	P	V
802.11ac VHT80 CH 122 5610MHz		5456.4	60.92	-13.08	74	52.41	31.73	9.89	33.11	305	277	P	H
		5464.8	62.34	-5.86	68.2	53.79	31.76	9.9	33.11	305	277	P	H
		5457.1	52.76	-1.24	54	44.25	31.73	9.89	33.11	305	277	A	H
	*	5610	110.57	-	-	101.91	31.78	10.03	33.15	305	277	P	H
	*	5610	103.69	-	-	95.03	31.78	10.03	33.15	305	277	A	H
		5742.425	63.42	-4.78	68.2	54.31	32.08	10.22	33.19	305	277	P	H
		5458.15	58.31	-15.69	74	49.8	31.73	9.89	33.11	265	296	P	V
		5464.45	59.99	-8.21	68.2	51.44	31.76	9.9	33.11	265	296	P	V
		5458.5	49.86	-4.14	54	41.35	31.73	9.89	33.11	265	296	A	V
	*	5610	112.6	-	-	103.94	31.78	10.03	33.15	265	296	P	V
	*	5610	104.82	-	-	96.16	31.78	10.03	33.15	265	296	A	V
		5736.65	67.17	-1.03	68.2	58.08	32.07	10.21	33.19	265	296	P	V
Remark	1. No other spurious found. 2. All results are PASS against Peak and Average limit line.												

Band 3 5470~5725MHz

WIFI 802.11ac VHT80 (Harmonic @ 3m)

WIFI Ant.	Note	Frequency	Level	Over Limit	Limit Line	Read Level	Antenna Factor	Path Loss	Preamp Factor	Ant Pos	Table Pos	Peak Avg.	Pol.
1+2+3		(MHz)	(dBμV/m)	(dB)	(dBμV/m)	(dBμV)	(dB/m)	(dB)	(dB)	(cm)	(deg)	(P/A)	(H/V)
802.11ac VHT80 CH 106 5530MHz		11060	45.62	-28.38	74	51.6	39.76	15.66	61.4	100	0	P	H
		16590	45.84	-22.36	68.2	46.61	38.88	19.64	59.29	100	0	P	H
													H
													H
		11060	46.19	-27.81	74	52.17	39.76	15.66	61.4	100	0	P	V
		16590	45.75	-22.45	68.2	46.52	38.88	19.64	59.29	100	0	P	V
													V
													V
802.11ac VHT80 CH 122 5610MHz		11220	46.47	-27.53	74	52.7	39.42	15.75	61.4	100	0	P	H
		16830	46.18	-22.02	68.2	45	40.04	19.85	58.71	100	0	P	H
													H
													H
		11220	47.27	-26.73	74	53.5	39.42	15.75	61.4	100	0	P	V
		16830	46.76	-21.44	68.2	45.58	40.04	19.85	58.71	100	0	P	V
													V
													V
Remark	1. No other spurious found. 2. All results are PASS against Peak and Average limit line.												

Band 3 - Straddle Channel

WIFI 802.11ac VHT20 (Band Edge @ 3m)

WIFI Ant. 1+2+3	Note	Frequency (MHz)	Level (dBµV/m)	Over Limit (dB)	Limit Line (dBµV/m)	Read Level (dBµV)	Antenna Factor (dB/m)	Path Loss (dB)	Preamp Factor (dB)	Ant Pos (cm)	Table Pos (deg)	Peak Avg. (P/A)	Pol. (H/V)
802.11ac VHT20 CH 144 5720MHz		5393.68	52.14	-21.86	74	43.85	31.56	9.84	33.11	207	284	P	H
		5470.12	54.47	-95.53	150	45.9	31.78	9.9	33.11	207	284	P	H
		5394.07	44.37	-9.63	54	36.08	31.56	9.84	33.11	207	284	A	H
	*	5720	121.49	-	-	112.44	32.04	10.19	33.18	207	284	P	H
	*	5720	113.75	-	-	104.7	32.04	10.19	33.18	207	284	A	H
		5873.25	64.19	-4.01	68.2	54.65	32.39	10.38	33.23	207	284	P	H
		5406.55	50.73	-23.27	74	42.38	31.61	9.85	33.11	267	299	P	V
		5469.34	51.16	-17.04	68.2	42.59	31.78	9.9	33.11	267	299	P	V
		5405.38	42.74	-11.26	54	34.4	31.61	9.84	33.11	267	299	A	V
	*	5720	123.15	-	-	114.1	32.04	10.19	33.18	267	299	P	V
	*	5720	114.65	-	-	105.6	32.04	10.19	33.18	267	299	A	V
		5886.5	65.2	-3	68.2	55.58	32.45	10.4	33.23	267	299	P	V
Remark	1. No other spurious found. 2. All results are PASS against Peak and Average limit line.												

Band 3 - Straddle Channel

WIFI 802.11ac VHT20 (Harmonic @ 3m)

WIFI Ant.	Note	Frequency	Level	Over Limit	Limit Line	Read Level	Antenna Factor	Path Loss	Preamp Factor	Ant Pos	Table Pos	Peak Avg.	Pol.
1+2+3		(MHz)	(dBμV/m)	(dB)	(dBμV/m)	(dBμV)	(dB/m)	(dB)	(dB)	(cm)	(deg)	(P/A)	(H/V)
802.11ac VHT20 CH 144 5720MHz		5950	63.8	-4.4	68.2	53.98	32.6	10.47	33.25	207	284	P	H
		11440	55.5	-18.5	74	61.32	39.7	15.88	61.4	200	205	P	H
		11440	46.35	-7.65	54	52.17	39.7	15.88	61.4	200	205	A	H
		17160	48.23	-19.97	68.2	45.53	40.28	20.15	57.73	100	0	P	H
		5950	62.94	-5.26	68.2	53.12	32.6	10.47	33.25	267	299	P	V
		11440	56.24	-17.76	74	62.06	39.7	15.88	61.4	116	350	P	V
		11440	48.05	-5.95	54	53.87	39.7	15.88	61.4	116	350	A	V
		17160	49.67	-18.53	68.2	46.97	40.28	20.15	57.73	100	0	P	V
Remark	1. No other spurious found. 2. All results are PASS against Peak and Average limit line.												

Band 3 - Straddle Channel

WIFI 802.11ac VHT40 (Band Edge @ 3m)

WIFI Ant.	Note	Frequency	Level	Over Limit	Limit Line	Read Level	Antenna Factor	Path Loss	Preamp Factor	Ant Pos	Table Pos	Peak Avg.	Pol.
1+2+3		(MHz)	(dBμV/m)	(dB)	(dBμV/m)	(dBμV)	(dB/m)	(dB)	(dB)	(cm)	(deg)	(P/A)	(H/V)
802.11ac VHT40 CH 142 5710MHz		5459.59	55.1	-18.9	74	46.58	31.74	9.89	33.11	206	283	P	H
		5468.95	57.72	-10.48	68.2	49.15	31.78	9.9	33.11	206	283	P	H
		5456.47	48.4	-5.6	54	39.89	31.73	9.89	33.11	206	283	A	H
	*	5710	119.42	-	-	110.41	32.02	10.17	33.18	206	283	P	H
	*	5710	110.46	-	-	101.45	32.02	10.17	33.18	206	283	A	H
		5866.75	62.96	-5.24	68.2	53.45	32.37	10.37	33.23	206	283	P	H
		5457.64	58.85	-15.15	74	50.34	31.73	9.89	33.11	276	297	P	V
		5461.93	58.54	-9.66	68.2	50	31.75	9.9	33.11	276	297	P	V
		5456.86	51.89	-2.11	54	43.38	31.73	9.89	33.11	276	297	A	V
	*	5710	121.28	-	-	112.27	32.02	10.17	33.18	276	297	P	V
	*	5710	112.12	-	-	103.11	32.02	10.17	33.18	276	297	A	V
		5858.75	66.02	-2.18	68.2	56.55	32.33	10.36	33.22	276	297	P	V
Remark	1. No other spurious found. 2. All results are PASS against Peak and Average limit line.												

Band 3 - Straddle Channel

WIFI 802.11ac VHT40 (Harmonic @ 3m)

WIFI Ant.	Note	Frequency	Level	Over Limit	Limit Line	Read Level	Antenna Factor	Path Loss	Preamp Factor	Ant Pos	Table Pos	Peak Avg.	Pol.
1+2+3		(MHz)	(dBμV/m)	(dB)	(dBμV/m)	(dBμV)	(dB/m)	(dB)	(dB)	(cm)	(deg)	(P/A)	(H/V)
802.11ac VHT40 CH 142 5710MHz		11420	57.78	-16.22	74	63.61	39.7	15.87	61.4	217	148	P	H
		11420	46.94	-7.06	54	52.77	39.7	15.87	61.4	217	148	A	H
		17130	49.69	-18.51	68.2	47.23	40.19	20.12	57.85	100	0	P	H
													H
		11420	58.48	-15.52	74	64.31	39.7	15.87	61.4	200	225	P	V
		11420	48.67	-5.33	54	54.5	39.7	15.87	61.4	200	225	A	V
		17130	50.9	-17.3	68.2	48.44	40.19	20.12	57.85	100	0	P	V
													V
Remark	1. No other spurious found. 2. All results are PASS against Peak and Average limit line.												

Band 3 - Straddle Channel

WIFI 802.11ac VHT80 (Band Edge @ 3m)

WIFI Ant.	Note	Frequency	Level	Over Limit	Limit Line	Read Level	Antenna Factor	Path Loss	Preamp Factor	Ant Pos	Table Pos	Peak Avg.	Pol.
1+2+3		(MHz)	(dBμV/m)	(dB)	(dBμV/m)	(dBμV)	(dB/m)	(dB)	(dB)	(cm)	(deg)	(P/A)	(H/V)
802.11ac VHT80 CH 138 5690MHz		5454.91	56.35	-17.65	74	47.85	31.72	9.89	33.11	323	267	P	H
		5469.34	56.51	-11.69	68.2	47.94	31.78	9.9	33.11	323	267	P	H
		5456.47	48.44	-5.56	54	39.93	31.73	9.89	33.11	323	267	A	H
	*	5690	114.29	-	-	105.37	31.94	10.15	33.17	323	267	P	H
	*	5690	107.64	-	-	98.72	31.94	10.15	33.17	323	267	A	H
		5857.6	60.97	-7.23	68.2	51.5	32.33	10.36	33.22	323	267	P	H
		5455.3	59.66	-14.34	74	51.16	31.72	9.89	33.11	271	298	P	V
		5460.76	57.21	-10.99	68.2	48.69	31.74	9.89	33.11	271	298	P	V
		5458.42	50.18	-3.82	54	41.67	31.73	9.89	33.11	271	298	A	V
	*	5690	115.33	-	-	106.41	31.94	10.15	33.17	271	298	P	V
	*	5690	108.86	-	-	99.94	31.94	10.15	33.17	271	298	A	V
		5862.4	64.91	-3.29	68.2	55.42	32.35	10.37	33.23	271	298	P	V
Remark	1. No other spurious found. 2. All results are PASS against Peak and Average limit line.												

Band 3 - Straddle Channel

WIFI 802.11ac VHT80 (Harmonic @ 3m)

WIFI Ant.	Note	Frequency	Level	Over Limit	Limit Line	Read Level	Antenna Factor	Path Loss	Preamp Factor	Ant Pos	Table Pos	Peak Avg.	Pol.
1+2+3		(MHz)	(dBμV/m)	(dB)	(dBμV/m)	(dBμV)	(dB/m)	(dB)	(dB)	(cm)	(deg)	(P/A)	(H/V)
802.11ac VHT80 CH 138 5690MHz		11380	49.19	-24.81	74	55.08	39.66	15.85	61.4	100	0	P	H
		17070	49.2	-19	68.2	47.13	40.07	20.07	58.07	100	0	P	H
													H
													H
		11380	52.97	-21.03	74	58.86	39.66	15.85	61.4	100	351	P	V
		11380	42.88	-11.12	54	48.77	39.66	15.85	61.4	100	351	A	V
		17070	50.11	-18.09	68.2	48.04	40.07	20.07	58.07	100	0	P	V
													V
Remark	1. No other spurious found. 2. All results are PASS against Peak and Average limit line.												

Emission below 1GHz

WIFI 802.11ac VHT20 (LF @ 3m)

WIFI Ant. 1+2+3	Note	Frequency (MHz)	Level (dBμV/m)	Over Limit (dB)	Limit Line (dBμV/m)	Read Level (dBμV)	Antenna Factor (dB/m)	Path Loss (dB)	Preamp Factor (dB)	Ant Pos (cm)	Table Pos (deg)	Peak Avg. (P/A)	Pol. (H/V)
802.11ac VHT20 LF		45.52	24.3	-15.7	40	39.41	16.32	0.94	32.37	-	-	P	H
		91.11	30.09	-13.41	43.5	46.33	14.76	1.33	32.33	-	-	P	H
		287.05	32.18	-13.82	46	43.28	18.84	2.25	32.19	-	-	P	H
		591.63	28.13	-17.87	46	31.67	25.48	3.19	32.21	-	-	P	H
		888.45	32.09	-13.91	46	30.43	29.06	4.01	31.41	-	-	P	H
		958.29	34.56	-11.44	46	30.26	30.93	4.18	30.81	100	0	P	H
													H
													H
													H
													H
													H
													H
		31.94	36.91	-3.09	40	45.35	23.16	0.77	32.37	100	0	P	V
		41.64	27.92	-12.08	40	41.18	18.23	0.88	32.37	-	-	P	V
		266.68	26.78	-19.22	46	37.72	19.09	2.17	32.2	-	-	P	V
		581.93	28.35	-17.65	46	32.12	25.26	3.17	32.2	-	-	P	V
		838.98	31.15	-14.85	46	30.18	28.74	3.9	31.67	-	-	P	V
		925.31	33.18	-12.82	46	30.9	29.31	4.09	31.12	-	-	P	V
													V
													V
													V
													V
													V
													V
Remark	1. No other spurious found. 2. All results are PASS against limit line.												

Band 2 - 5250~5350MHz

WIFI 802.11ac VHT20 (Band Edge @ 3m)

WIFI Ant. 1+2+3+4	Note	Frequency (MHz)	Level (dBμV/m)	Over Limit (dB)	Limit Line (dBμV/m)	Read Level (dBμV)	Antenna Factor (dB/m)	Path Loss (dB)	Preamp Factor (dB)	Ant Pos (cm)	Table Pos (deg)	Peak Avg. (P/A)	Pol. (H/V)
802.11ac VHT20 CH 52 5260MHz		5104.72	54.06	-19.94	74	45.75	31.81	9.62	33.12	391	289	P	H
		5105.06	44.69	-9.31	54	36.38	31.81	9.62	33.12	391	289	A	H
	*	5260	121.31	-	-	113.26	31.38	9.78	33.11	391	289	P	H
	*	5260	113.67	-	-	105.62	31.38	9.78	33.11	391	289	A	H
		5424.96	58.46	-15.54	74	50.06	31.65	9.86	33.11	391	289	P	H
		5425.2	49.15	-4.85	54	40.75	31.65	9.86	33.11	391	289	A	H
		5147.9	53.9	-20.1	74	45.44	31.9	9.68	33.12	220	262	P	V
		5148.58	44.04	-9.96	54	35.58	31.9	9.68	33.12	220	262	A	V
	*	5260	121.63	-	-	113.58	31.38	9.78	33.11	220	262	P	V
	*	5260	109.93	-	-	101.88	31.38	9.78	33.11	220	262	A	V
		5352.72	60.89	-13.11	74	52.86	31.32	9.82	33.11	220	262	P	V
		5350.56	49.56	-4.44	54	41.55	31.3	9.82	33.11	220	262	A	V
802.11ac VHT20 CH 60 5300MHz		5141.78	53.51	-20.49	74	45.08	31.88	9.67	33.12	222	293	P	H
		5145.52	44.85	-9.15	54	36.4	31.89	9.68	33.12	222	293	A	H
	*	5300	120.81	-	-	112.82	31.3	9.8	33.11	222	293	P	H
	*	5300	113.39	-	-	105.4	31.3	9.8	33.11	222	293	A	H
		5353.2	68.2	-5.8	74	60.17	31.32	9.82	33.11	222	293	P	H
		5350.08	52.71	-1.29	54	44.7	31.3	9.82	33.11	222	293	A	H
		5145.86	53.61	-20.39	74	45.16	31.89	9.68	33.12	264	133	P	V
		5143.82	44.32	-9.68	54	35.87	31.89	9.68	33.12	264	133	A	V
	*	5300	120.73	-	-	112.74	31.3	9.8	33.11	264	133	P	V
	*	5300	113.45	-	-	105.46	31.3	9.8	33.11	264	133	A	V
		5386.32	61.72	-12.28	74	53.48	31.52	9.83	33.11	264	133	P	V
		5388	51.44	-2.56	54	43.18	31.53	9.84	33.11	264	133	A	V

802.11ac VHT20 CH 64 5320MHz	*	5320	115.76	-	-	107.76	31.3	9.81	33.11	400	306	P	H
	*	5320	104.12	-	-	96.12	31.3	9.81	33.11	400	306	A	H
		5356.16	65.76	-8.24	74	57.71	31.34	9.82	33.11	400	306	P	H
		5350.08	50.29	-3.71	54	42.28	31.3	9.82	33.11	400	306	A	H
													H
													H
	*	5320	119.7	-	-	111.7	31.3	9.81	33.11	228	252	P	V
	*	5320	111.33	-	-	103.33	31.3	9.81	33.11	228	252	A	V
		5355.2	67.24	-6.76	74	59.2	31.33	9.82	33.11	228	252	P	V
		5350.08	52.03	-1.97	54	44.02	31.3	9.82	33.11	228	252	A	V
													V
													V
Remark	1. No other spurious found. 2. All results are PASS against Peak and Average limit line.												

Band 2 5250~5350MHz

WIFI 802.11ac VHT20 (Harmonic @ 3m)

WIFI Ant.	Note	Frequency	Level	Over Limit	Limit Line	Read Level	Antenna Factor	Path Loss	Preamp Factor	Ant Pos	Table Pos	Peak Avg.	Pol.
1+2+3+4		(MHz)	(dBμV/m)	(dB)	(dBμV/m)	(dBμV)	(dB/m)	(dB)	(dB)	(cm)	(deg)	(P/A)	(H/V)
802.11ac VHT20 CH 52 5260MHz		5553	60.97	-7.23	68.2	52.32	31.8	9.98	33.13	391	289	P	H
		10520	54.45	-13.75	68.2	60.41	39.7	15.35	61.01	100	0	P	H
		15780	54.66	-19.34	74	58.46	37.58	19	60.38	300	95	P	H
		15780	44.22	-9.78	54	48.02	37.58	19	60.38	300	95	A	H
		5553	55.59	-12.61	68.2	46.94	31.8	9.98	33.13	220	262	P	V
		10520	53.91	-14.29	68.2	59.87	39.7	15.35	61.01	100	0	P	V
		15780	54.02	-19.98	74	57.82	37.58	19	60.38	162	0	P	V
		15780	42.9	-11.1	54	46.7	37.58	19	60.38	162	0	A	V
802.11ac VHT20 CH 60 5300MHz		5464	60.62	-7.58	68.2	52.07	31.76	9.9	33.11	222	293	P	H
		10600	56.39	-17.61	74	62.37	39.7	15.4	61.08	181	313	P	H
		10600	47.92	-6.08	54	53.9	39.7	15.4	61.08	181	313	A	H
		15900	50.45	-23.55	74	54.48	37.2	19.05	60.28	300	91	P	H
		5464	60.56	-7.64	68.2	52.01	31.76	9.9	33.11	264	133	P	V
		10600	57.62	-16.38	74	63.6	39.7	15.4	61.08	200	326	P	V
		10600	49.62	-4.38	54	55.6	39.7	15.4	61.08	200	326	A	V
		15900	46.75	-27.25	74	50.78	37.2	19.05	60.28	100	0	P	V
802.11ac VHT20 CH 64 5320MHz		5626	58.77	-9.43	68.2	50.11	31.75	10.06	33.15	228	252	P	H
		10640	49.98	-24.02	74	56.01	39.66	15.42	61.11	100	0	P	H
		15960	44.15	-29.85	74	48.28	37.02	19.08	60.23	100	0	P	H
													H
		5476	55.54	-12.66	68.2	46.94	31.8	9.91	33.11	400	306	P	V
		10640	56.77	-17.23	74	62.8	39.66	15.42	61.11	184	326	P	V
		10640	46.37	-7.63	54	52.4	39.66	15.42	61.11	184	326	A	V
		15960	43.11	-30.89	74	47.24	37.02	19.08	60.23	100	0	P	V
Remark	1. No other spurious found. 2. All results are PASS against Peak and Average limit line.												

Band 2 5250~5350MHz

WIFI 802.11ac VHT40 (Band Edge @ 3m)

WIFI Ant.	Note	Frequency	Level	Over Limit	Limit Line	Read Level	Antenna Factor	Path Loss	Preamp Factor	Ant Pos	Table Pos	Peak Avg.	Pol.
1+2+3+4		(MHz)	(dBµV/m)	(dB)	(dBµV/m)	(dBµV)	(dB/m)	(dB)	(dB)	(cm)	(deg)	(P/A)	(H/V)
802.11ac VHT40 CH 54 5270MHz		5126.14	53.94	-20.06	74	45.56	31.85	9.65	33.12	224	291	P	H
		5119	46.67	-7.33	54	38.31	31.84	9.64	33.12	224	291	A	H
	*	5270	113.9	-	-	105.86	31.36	9.79	33.11	224	291	P	H
	*	5270	106.47	-	-	98.43	31.36	9.79	33.11	224	291	A	H
		5351.04	62.31	-11.69	74	54.29	31.31	9.82	33.11	224	291	P	H
		5425.2	52.78	-1.22	54	44.38	31.65	9.86	33.11	224	291	A	H
		5096.22	54.55	-19.45	74	46.29	31.78	9.6	33.12	243	270	P	V
		5105.74	46.99	-7.01	54	38.68	31.81	9.62	33.12	243	270	A	V
	*	5270	115.24	-	-	107.2	31.36	9.79	33.11	243	270	P	V
	*	5270	107.11	-	-	99.07	31.36	9.79	33.11	243	270	A	V
		5438.4	58.97	-15.03	74	50.53	31.68	9.87	33.11	243	270	P	V
		5447.52	50.53	-3.47	54	42.06	31.7	9.88	33.11	243	270	A	V
802.11ac VHT40 CH 62 5310MHz		5145.86	51.36	-22.64	74	42.91	31.89	9.68	33.12	208	292	P	H
		5146.2	44.56	-9.44	54	36.11	31.89	9.68	33.12	208	292	A	H
	*	5310	110.81	-	-	102.82	31.3	9.8	33.11	208	292	P	H
	*	5310	103.37	-	-	95.38	31.3	9.8	33.11	208	292	A	H
		5350.56	60.83	-13.17	74	52.82	31.3	9.82	33.11	208	292	P	H
		5350.32	52.48	-1.52	54	44.47	31.3	9.82	33.11	208	292	P	H
		5083.98	51.27	-22.73	74	43.06	31.74	9.59	33.12	241	256	P	V
		5145.86	44.93	-9.07	54	36.48	31.89	9.68	33.12	241	256	A	V
	*	5310	112.07	-	-	104.08	31.3	9.8	33.11	241	256	P	V
	*	5310	104.47	-	-	96.48	31.3	9.8	33.11	241	256	A	V
		5350.8	60.61	-13.39	74	52.6	31.3	9.82	33.11	241	256	P	V
		5350.32	52.06	-1.94	54	44.05	31.3	9.82	33.11	241	256	A	V
Remark	1. No other spurious found. 2. All results are PASS against Peak and Average limit line.												

Band 2 5250~5350MHz

WIFI 802.11ac VHT40 (Harmonic @ 3m)

WIFI Ant.	Note	Frequency	Level	Over Limit	Limit Line	Read Level	Antenna Factor	Path Loss	Preamp Factor	Ant Pos	Table Pos	Peak Avg.	Pol.
1+2+3+4		(MHz)	(dBμV/m)	(dB)	(dBμV/m)	(dBμV)	(dB/m)	(dB)	(dB)	(cm)	(deg)	(P/A)	(H/V)
802.11ac VHT40 CH 54 5270MHz		5518	57.39	-10.81	68.2	48.68	31.88	9.94	33.11	224	291	P	H
		10540	51	-17.2	68.2	56.96	39.7	15.37	61.03	100	0	P	H
		15810	43.2	-30.8	74	46.98	37.56	19.01	60.35	100	0	P	H
													H
		5518	55.63	-12.57	68.2	46.94	31.86	9.95	33.12	243	270	P	V
		10540	46.82	-21.38	68.2	52.78	39.7	15.37	61.03	100	0	P	V
		15810	43.41	-30.59	74	47.19	37.56	19.01	60.35	100	0	P	V
													V
802.11ac VHT40 CH 62 5310MHz		5464	58.96	-9.24	68.2	50.41	31.76	9.9	33.11	208	292	P	H
		10620	43.73	-30.27	74	49.74	39.68	15.41	61.1	100	0	P	H
		15930	43	-31	74	47.09	37.11	19.06	60.26	100	0	P	H
													H
		5488	57.97	-10.23	68.2	49.31	31.85	9.92	33.11	241	256	P	V
		10620	44.01	-29.99	74	50.02	39.68	15.41	61.1	100	0	P	V
		15930	41.79	-32.21	74	45.88	37.11	19.06	60.26	100	0	P	V
													V
Remark	1. No other spurious found. 2. All results are PASS against Peak and Average limit line.												

Band 2 5250~5350MHz

WIFI 802.11ac VHT80 (Band Edge @ 3m)

WIFI Ant.	Note	Frequency	Level	Over Limit	Limit Line	Read Level	Antenna Factor	Path Loss	Preamp Factor	Ant Pos	Table Pos	Peak Avg.	Pol.
1+2+3+4		(MHz)	(dBμV/m)	(dB)	(dBμV/m)	(dBμV)	(dB/m)	(dB)	(dB)	(cm)	(deg)	(P/A)	(H/V)
802.11ac VHT80 CH 58 5290MHz		5141.9	52.54	-21.46	74	44.11	31.88	9.67	33.12	230	295	P	H
		5119.1	43.16	-10.84	54	34.8	31.84	9.64	33.12	230	295	A	H
	*	5290	109.96	-	-	101.95	31.32	9.8	33.11	230	295	P	H
	*	5290	102.42	-	-	94.41	31.32	9.8	33.11	230	295	A	H
		5355.6	60.33	-13.67	74	52.29	31.33	9.82	33.11	230	295	P	H
		5427.36	51.25	-2.75	54	42.85	31.65	9.86	33.11	230	295	A	H
		5117.6	50.63	-23.37	74	42.27	31.84	9.64	33.12	244	274	P	V
		5103.8	43.72	-10.28	54	35.41	31.81	9.62	33.12	244	274	A	V
	*	5290	111.32	-	-	103.31	31.32	9.8	33.11	244	274	P	V
	*	5290	103.69	-	-	95.68	31.32	9.8	33.11	244	274	A	V
		5357.04	58.79	-15.21	74	50.74	31.34	9.82	33.11	244	274	P	V
		5426.64	50.47	-3.53	54	42.07	31.65	9.86	33.11	244	274	A	V
Remark	1. No other spurious found. 2. All results are PASS against Peak and Average limit line.												

Band 2 5250~5350MHz

WIFI 802.11ac VHT80 (Harmonic @ 3m)

WIFI Ant.	Note	Frequency	Level	Over Limit	Limit Line	Read Level	Antenna Factor	Path Loss	Preamp Factor	Ant Pos	Table Pos	Peak Avg.	Pol.
1+2+3+4		(MHz)	(dBμV/m)	(dB)	(dBμV/m)	(dBμV)	(dB/m)	(dB)	(dB)	(cm)	(deg)	(P/A)	(H/V)
802.11ac VHT80 CH 58 5290MHz		5470	56.28	-11.92	68.2	47.71	31.78	9.9	33.11	230	295	P	H
		10580	44.52	-23.68	68.2	50.5	39.7	15.39	61.07	100	0	P	H
		15870	43.41	-30.59	74	47.35	37.32	19.04	60.3	100	0	P	H
													H
		10580	44.82	-23.38	68.2	50.8	39.7	15.39	61.07	100	0	P	V
		15870	42.67	-31.33	74	46.61	37.32	19.04	60.3	100	0	P	V
													V
													V
Remark	1. No other spurious found. 2. All results are PASS against Peak and Average limit line.												

Band 3 - 5470~5725MHz

WIFI 802.11ac VHT20 (Band Edge @ 3m)

WIFI Ant. 1+2+3+4	Note	Frequency (MHz)	Level (dBμV/m)	Over Limit (dB)	Limit Line (dBμV/m)	Read Level (dBμV)	Antenna Factor (dB/m)	Path Loss (dB)	Preamp Factor (dB)	Ant Pos (cm)	Table Pos (deg)	Peak Avg. (P/A)	Pol. (H/V)
802.11ac VHT20 CH 100 5500MHz		5424.56	58.2	-15.8	74	49.8	31.65	9.86	33.11	224	295	P	H
		5469.04	63.69	-4.51	68.2	55.12	31.78	9.9	33.11	224	295	P	H
		5414.32	48.34	-5.66	54	39.97	31.63	9.85	33.11	224	295	A	H
	*	5500	116.84	-	-	108.12	31.9	9.93	33.11	224	295	P	H
	*	5500	100.67	-	-	91.95	31.9	9.93	33.11	224	295	A	H
													H
		5412.72	57.55	-16.45	74	49.18	31.63	9.85	33.11	225	108	P	V
		5469.36	66.99	-1.21	68.2	58.42	31.78	9.9	33.11	225	108	P	V
		5424.88	47.63	-6.37	54	39.23	31.65	9.86	33.11	225	108	A	V
	*	5500	116.31	-	-	107.59	31.9	9.93	33.11	225	108	P	V
	*	5500	107.47	-	-	98.75	31.9	9.93	33.11	225	108	A	V
													V
802.11ac VHT20 CH 116 5580MHz		5413.12	59.24	-14.76	74	50.87	31.63	9.85	33.11	386	259	P	H
		5466.16	53.31	-14.89	68.2	44.76	31.76	9.9	33.11	386	259	P	H
		5412.4	51.65	-2.35	54	43.29	31.62	9.85	33.11	386	259	A	H
	*	5580	121.76	-	-	113.1	31.8	10	33.14	386	259	P	H
	*	5580	113.87	-	-	105.21	31.8	10	33.14	386	259	A	H
		5732.87	65.43	-2.77	68.2	56.33	32.07	10.21	33.18	386	259	P	H
		5414.8	57.08	-16.92	74	48.71	31.63	9.85	33.11	298	130	P	V
		5469.76	53.19	-15.01	68.2	44.62	31.78	9.9	33.11	298	130	P	V
		5415.52	49.38	-4.62	54	41.01	31.63	9.85	33.11	298	130	A	V
	*	5580	122.04	-	-	113.38	31.8	10	33.14	298	130	P	V
	*	5580	113.97	-	-	105.31	31.8	10	33.14	298	130	A	V
		5734.445	64.7	-3.5	68.2	55.61	32.07	10.21	33.19	298	130	P	V

802.11ac VHT20 CH 140 5700MHz	*	5700	115.39	-	-	106.4	32	10.16	33.17	350	244	P	H
	*	5700	107.19	-	-	98.2	32	10.16	33.17	350	244	A	H
		5726.76	65.6	-2.6	68.2	56.53	32.05	10.2	33.18	350	244	P	H
													H
													H
													H
	*	5700	116.89	-	-	107.9	32	10.16	33.17	212	135	P	V
	*	5700	107.89	-	-	98.9	32	10.16	33.17	212	135	A	V
		5729.4	67.19	-1.01	68.2	58.11	32.06	10.2	33.18	212	135	P	V
													V
													V
													V
Remark	1. No other spurious found. 2. All results are PASS against Peak and Average limit line.												

Band 3 - 5470~5725MHz

WIFI 802.11ac VHT20 (Harmonic @ 3m)

WIFI Ant.	Note	Frequency	Level	Over Limit	Limit Line	Read Level	Antenna Factor	Path Loss	Preamp Factor	Ant Pos	Table Pos	Peak Avg.	Pol.
1+2+3+4		(MHz)	(dBμV/m)	(dB)	(dBμV/m)	(dBμV)	(dB/m)	(dB)	(dB)	(cm)	(deg)	(P/A)	(H/V)
802.11ac VHT20 CH 100 5500MHz		5338	55.9	-12.3	68.2	47.89	31.3	9.82	33.11	224	295	P	H
		5740	57.72	-10.48	68.2	48.62	32.07	10.21	33.18	224	295	P	H
		11000	48.96	-25.04	74	54.74	40	15.62	61.4	100	0	P	H
		16500	44.5	-23.7	68.2	45.75	38.7	19.55	59.5	100	0	P	H
		5338	54.28	-13.92	68.2	46.28	31.3	9.81	33.11	225	108	P	V
		5740	59.33	-8.87	68.2	50.22	32.08	10.22	33.19	225	108	P	V
		11000	49.38	-24.62	74	55.16	40	15.62	61.4	100	0	P	V
		16500	44.96	-23.24	68.2	46.21	38.7	19.55	59.5	100	0	P	V
802.11ac VHT20 CH 116 5580MHz		5818	63.16	-5.04	68.2	53.81	32.24	10.32	33.21	400	0	P	H
		11160	59.04	-14.96	74	65.24	39.48	15.72	61.4	264	171	P	H
		11160	49.1	-4.9	54	55.3	39.48	15.72	61.4	264	171	A	H
		16740	54.79	-13.41	68.2	54.38	39.56	19.77	58.92	100	0	P	H
		5818	64.94	-3.26	68.2	55.63	32.21	10.31	33.21	100	0	P	V
		11160	59.62	-14.38	74	65.82	39.48	15.72	61.4	100	301	P	V
		11160	49.5	-4.5	54	55.7	39.48	15.72	61.4	100	301	A	V
		16740	52.23	-15.97	68.2	51.82	39.56	19.77	58.92	100	0	P	V
802.11ac VHT20 CH 140 5700MHz		5860	60.52	-7.68	68.2	51.04	32.34	10.37	33.23	350	244	P	H
		11400	49.86	-24.14	74	55.7	39.7	15.86	61.4	100	0	P	H
		17100	46.78	-21.42	68.2	44.54	40.1	20.1	57.96	100	0	P	H
													H
		5860	61.29	-6.91	68.2	51.81	32.34	10.37	33.23	212	135	P	V
		11400	52.23	-21.77	74	58.07	39.7	15.86	61.4	100	300	P	V
		11400	43.41	-10.59	54	49.25	39.7	15.86	61.4	100	300	A	V
		17100	46.84	-21.36	68.2	44.6	40.1	20.1	57.96	100	0	P	V
Remark	1. No other spurious found. 2. All results are PASS against Peak and Average limit line.												

Band 3 - 5470~5725MHz

WIFI 802.11ac VHT40 (Band Edge @ 3m)

WIFI Ant.	Note	Frequency	Level	Over Limit	Limit Line	Read Level	Antenna Factor	Path Loss	Preamp Factor	Ant Pos	Table Pos	Peak Avg.	Pol.
1+2+3+4		(MHz)	(dBμV/m)	(dB)	(dBμV/m)	(dBμV)	(dB/m)	(dB)	(dB)	(cm)	(deg)	(P/A)	(H/V)
802.11ac VHT40 CH 102 5510MHz		5454.64	57.53	-16.47	74	49.03	31.72	9.89	33.11	373	243	P	H
		5469.28	65.39	-2.81	68.2	56.82	31.78	9.9	33.11	373	243	P	H
		5455.6	46.89	-7.11	54	38.39	31.72	9.89	33.11	373	243	A	H
	*	5510	111.49	-	-	102.78	31.88	9.94	33.11	373	243	P	H
	*	5510	103.4	-	-	94.69	31.88	9.94	33.11	373	243	A	H
		5745.785	55.42	-12.78	68.2	46.3	32.09	10.22	33.19	373	243	P	H
		5455.6	62.76	-11.24	74	54.26	31.72	9.89	33.11	200	135	P	V
		5466.16	66.25	-1.95	68.2	57.7	31.76	9.9	33.11	200	135	P	V
		5455.36	49.86	-4.14	54	41.36	31.72	9.89	33.11	200	135	A	V
	*	5510	113.21	-	-	104.5	31.88	9.94	33.11	200	135	P	V
	*	5510	103.91	-	-	95.2	31.88	9.94	33.11	200	135	A	V
		5738.225	55.38	-12.82	68.2	46.28	32.08	10.21	33.19	200	135	P	V
802.11ac VHT40 CH 110 5550MHz		5450.56	59.56	-14.44	74	51.08	31.7	9.89	33.11	391	242	P	H
		5464.72	65.47	-2.73	68.2	56.92	31.76	9.9	33.11	391	242	P	H
		5459.68	49.04	-4.96	54	40.52	31.74	9.89	33.11	391	242	A	H
	*	5550	109.75	-	-	101.1	31.8	9.98	33.13	391	242	QP	H
	*	5550	116.98	-	-	108.33	31.8	9.98	33.13	391	242	P	H
		5728.145	58.4	-9.8	68.2	49.32	32.06	10.2	33.18	391	242	P	H
		5452.96	64.88	-9.12	74	56.39	31.71	9.89	33.11	300	126	P	V
		5466.4	63.7	-4.5	68.2	55.14	31.77	9.9	33.11	300	126	P	V
		5454.16	52.49	-1.51	54	43.99	31.72	9.89	33.11	300	126	A	V
	*	5550	116.92	-	-	108.27	31.8	9.98	33.13	300	126	P	V
	*	5550	109.33	-	-	100.68	31.8	9.98	33.13	300	126	A	V
		5727.83	60	-8.2	68.2	50.92	32.06	10.2	33.18	300	126	P	V

802.11ac VHT40 CH 134 5670MHz		5433.3	51.16	-22.84	74	42.73	31.67	9.87	33.11	392	262	P	H
		5466.9	48.98	-19.22	68.2	40.42	31.77	9.9	33.11	392	262	P	H
		5434.35	43.18	-10.82	54	34.75	31.67	9.87	33.11	392	262	A	H
	*	5670	114.37	-	-	105.59	31.82	10.12	33.16	392	262	P	H
	*	5670	105.87	-	-	97.09	31.82	10.12	33.16	392	262	A	H
		5725	60.93	-7.27	68.2	51.86	32.05	10.2	33.18	392	262	P	H
		5441	50.49	-23.51	74	42.04	31.68	9.88	33.11	217	128	P	V
		5469	48.6	-19.6	68.2	40.03	31.78	9.9	33.11	217	128	P	V
		5443.8	43.16	-10.84	54	34.7	31.69	9.88	33.11	217	128	A	V
	*	5670	115.03	-	-	106.25	31.82	10.12	33.16	217	128	P	V
	*	5670	105.87	-	-	97.09	31.82	10.12	33.16	217	128	A	V
		5725	65.72	-2.48	68.2	56.65	32.05	10.2	33.18	217	128	P	V
Remark	1. No other spurious found. 2. All results are PASS against Peak and Average limit line.												

Band 3 - 5470~5725MHz

WIFI 802.11ac VHT40 (Harmonic @ 3m)

WIFI Ant.	Note	Frequency	Level	Over Limit	Limit Line	Read Level	Antenna Factor	Path Loss	Preamp Factor	Ant Pos	Table Pos	Peak Avg.	Pol.
1+2+3+4		(MHz)	(dBμV/m)	(dB)	(dBμV/m)	(dBμV)	(dB/m)	(dB)	(dB)	(cm)	(deg)	(P/A)	(H/V)
802.11ac VHT40 CH 102 5510MHz		11020	46.81	-27.19	74	52.65	39.92	15.64	61.4	100	0	P	H
		16530	44.97	-23.23	68.2	46.05	38.76	19.58	59.42	100	0	P	H
													H
													H
		11020	47.2	-26.8	74	53.04	39.92	15.64	61.4	100	0	P	V
		16530	44.4	-23.8	68.2	45.48	38.76	19.58	59.42	100	0	P	V
													V
													V
802.11ac VHT40 CH 110 5550MHz		5794	59.55	-8.65	68.2	50.27	32.19	10.29	33.2	391	242	P	H
		11100	55.91	-18.09	74	62.03	39.6	15.68	61.4	266	170	P	H
		11100	45.39	-8.61	54	51.51	39.6	15.68	61.4	266	170	A	H
		16650	53.73	-14.47	68.2	54.12	39.05	19.69	59.13	100	0	P	H
		5794	59.29	-8.91	68.2	50.06	32.16	10.27	33.2	300	126	P	V
		11100	54.75	-19.25	74	60.87	39.6	15.68	61.4	100	308	P	V
		11100	44.17	-9.83	54	50.29	39.6	15.68	61.4	100	308	A	V
		16650	50.85	-17.35	68.2	51.24	39.05	19.69	59.13	100	0	P	V
802.11ac VHT40 CH 134 5670MHz		5836	62.25	-5.95	68.2	52.86	32.27	10.34	33.22	392	262	P	H
		11340	49.55	-24.45	74	55.55	39.58	15.82	61.4	100	0	P	H
		17010	46.56	-21.64	68.2	44.78	40.01	20.01	58.24	100	0	P	H
													H
		5836	60.85	-7.35	68.2	51.46	32.27	10.34	33.22	217	128	P	V
		11340	52.08	-21.92	74	58.08	39.58	15.82	61.4	100	313	P	V
		11340	42.88	-11.12	54	48.88	39.58	15.82	61.4	100	313	A	V
		17010	46.48	-21.72	68.2	44.7	40.01	20.01	58.24	100	0	P	V
Remark	1. No other spurious found. 2. All results are PASS against Peak and Average limit line.												

Band 3 5470~5725MHz

WIFI 802.11ac VHT80 (Band Edge @ 3m)

WIFI Ant.	Note	Frequency	Level	Over Limit	Limit Line	Read Level	Antenna Factor	Path Loss	Preamp Factor	Ant Pos	Table Pos	Peak Avg.	Pol.
1+2+3+4		(MHz)	(dBμV/m)	(dB)	(dBμV/m)	(dBμV)	(dB/m)	(dB)	(dB)	(cm)	(deg)	(P/A)	(H/V)
802.11ac VHT80 CH 106 5530MHz		5457.04	61.23	-12.77	74	52.72	31.73	9.89	33.11	350	231	P	H
		5470	66.36	-1.84	68.2	57.79	31.78	9.9	33.11	350	231	P	H
		5458	47.2	-6.8	54	38.69	31.73	9.89	33.11	350	231	A	H
	*	5530	107.78	-	-	99.1	31.84	9.96	33.12	350	231	P	H
	*	5530	100.38	-	-	91.7	31.84	9.96	33.12	350	231	A	H
		5725.31	55.29	-12.91	68.2	46.22	32.05	10.2	33.18	350	231	P	H
		5453.44	64.63	-9.37	74	56.14	31.71	9.89	33.11	301	129	P	V
		5465.92	63.15	-5.05	68.2	54.6	31.76	9.9	33.11	301	129	P	V
		5456.32	52.2	-1.8	54	43.69	31.73	9.89	33.11	301	129	A	V
	*	5530	109.16	-	-	100.48	31.84	9.96	33.12	301	129	P	V
	*	5530	100.78	-	-	92.1	31.84	9.96	33.12	301	129	A	V
		5726.57	54.07	-14.13	68.2	45	32.05	10.2	33.18	301	129	P	V
802.11ac VHT80 CH 122 5610MHz		5412.65	59.81	-14.19	74	51.44	31.63	9.85	33.11	398	266	P	H
		5469	62.31	-5.89	68.2	53.74	31.78	9.9	33.11	398	266	P	H
		5459.9	51.01	-2.99	54	42.49	31.74	9.89	33.11	398	266	A	H
	*	5610	113.21	-	-	104.55	31.78	10.03	33.15	398	266	P	H
	*	5610	105.8	-	-	97.14	31.78	10.03	33.15	398	266	A	H
		5725.45	64.71	-3.49	68.2	55.64	32.05	10.2	33.18	398	266	P	H
		5455	63.07	-10.93	74	54.57	31.72	9.89	33.11	241	230	P	V
		5469	63.82	-4.38	68.2	55.25	31.78	9.9	33.11	241	230	P	V
		5459.9	51.48	-2.52	54	42.96	31.74	9.89	33.11	241	230	A	V
	*	5610	117.3	-	-	108.64	31.78	10.03	33.15	241	230	P	V
	*	5610	109.92	-	-	101.26	31.78	10.03	33.15	241	230	A	V
		5738.225	65.8	-2.4	68.2	56.7	32.08	10.21	33.19	241	230	P	V
Remark	1. No other spurious found. 2. All results are PASS against Peak and Average limit line.												

Band 3 5470~5725MHz

WIFI 802.11ac VHT80 (Harmonic @ 3m)

WIFI Ant.	Note	Frequency	Level	Over Limit	Limit Line	Read Level	Antenna Factor	Path Loss	Preamp Factor	Ant Pos	Table Pos	Peak Avg.	Pol.
1+2+3+4		(MHz)	(dBμV/m)	(dB)	(dBμV/m)	(dBμV)	(dB/m)	(dB)	(dB)	(cm)	(deg)	(P/A)	(H/V)
802.11ac VHT80 CH 106 5530MHz		11060	45.32	-28.68	74	51.3	39.76	15.66	61.4	100	0	P	H
		16590	45.58	-22.62	68.2	46.35	38.88	19.64	59.29	100	0	P	H
													H
													H
		11060	45.94	-28.06	74	51.92	39.76	15.66	61.4	100	0	P	V
		16590	46.37	-21.83	68.2	47.14	38.88	19.64	59.29	100	0	P	V
													V
													V
802.11ac VHT80 CH 122 5610MHz		11220	48.25	-25.75	74	54.48	39.42	15.75	61.4	100	0	P	H
		16830	46.21	-21.99	68.2	45.03	40.04	19.85	58.71	100	0	P	H
													H
													H
		11220	48.55	-25.45	74	54.78	39.42	15.75	61.4	100	0	P	V
		16830	47.31	-20.89	68.2	46.13	40.04	19.85	58.71	100	0	P	V
													V
													V
Remark	1. No other spurious found. 2. All results are PASS against Peak and Average limit line.												

Band 3 - Straddle Channel

WIFI 802.11ac VHT20 (Band Edge @ 3m)

WIFI Ant. 1+2+3+4	Note	Frequency (MHz)	Level (dBμV/m)	Over Limit (dB)	Limit Line (dBμV/m)	Read Level (dBμV)	Antenna Factor (dB/m)	Path Loss (dB)	Preamp Factor (dB)	Ant Pos (cm)	Table Pos (deg)	Peak Avg. (P/A)	Pol. (H/V)
802.11ac VHT20 CH 144 5720MHz		5392.12	51.05	-22.95	74	42.77	31.55	9.84	33.11	180	279	P	H
		5468.17	50.35	-17.85	68.2	41.79	31.77	9.9	33.11	180	279	P	H
		5392.12	43.39	-10.61	54	35.11	31.55	9.84	33.11	180	279	A	H
	*	5720	122.1	-	-	113.05	32.04	10.19	33.18	180	279	P	H
	*	5720	113.96	-	-	104.91	32.04	10.19	33.18	180	279	A	H
		5873.75	63.62	-4.58	68.2	54.07	32.4	10.38	33.23	180	279	P	H
		5447.5	50.91	-23.09	74	42.44	31.7	9.88	33.11	212	304	P	V
		5461.54	51.35	-16.85	68.2	42.81	31.75	9.9	33.11	212	304	P	V
		5404.99	42.69	-11.31	54	34.35	31.61	9.84	33.11	212	304	A	V
	*	5720	123.42	-	-	114.37	32.04	10.19	33.18	212	304	P	V
	*	5720	115.8	-	-	106.75	32.04	10.19	33.18	212	304	A	V
		5882.75	66.62	-1.58	68.2	57.03	32.43	10.39	33.23	212	304	P	V
Remark	1. No other spurious found. 2. All results are PASS against Peak and Average limit line.												

Band 3 - Straddle Channel

WIFI 802.11ac VHT20 (Harmonic @ 3m)

WIFI Ant.	Note	Frequency	Level	Over Limit	Limit Line	Read Level	Antenna Factor	Path Loss	Preamp Factor	Ant Pos	Table Pos	Peak Avg.	Pol.
1+2+3+4		(MHz)	(dBμV/m)	(dB)	(dBμV/m)	(dBμV)	(dB/m)	(dB)	(dB)	(cm)	(deg)	(P/A)	(H/V)
802.11ac VHT20 CH 144 5720MHz		5962	63.62	-4.58	68.2	53.8	32.6	10.48	33.26	180	279	P	H
		11440	54.2	-19.8	74	60.02	39.7	15.88	61.4	200	282	P	H
		11440	45.59	-8.41	54	51.41	39.7	15.88	61.4	200	282	A	H
		17160	48.57	-19.63	68.2	45.87	40.28	20.15	57.73	100	0	P	H
		5962	65.98	-2.22	68.2	56.16	32.6	10.48	33.26	212	304	P	V
		11440	61.01	-12.99	74	66.83	39.7	15.88	61.4	100	353	P	V
		11440	50.39	-3.61	54	56.21	39.7	15.88	61.4	100	353	A	V
		17160	53.89	-14.31	68.2	51.19	40.28	20.15	57.73	100	0	P	V
Remark	1. No other spurious found. 2. All results are PASS against Peak and Average limit line.												

Band 3 - Straddle Channel

WIFI 802.11ac VHT40 (Band Edge @ 3m)

WIFI Ant.	Note	Frequency	Level	Over Limit	Limit Line	Read Level	Antenna Factor	Path Loss	Preamp Factor	Ant Pos	Table Pos	Peak Avg.	Pol.
1+2+3+4		(MHz)	(dBµV/m)	(dB)	(dBµV/m)	(dBµV)	(dB/m)	(dB)	(dB)	(cm)	(deg)	(P/A)	(H/V)
802.11ac VHT40 CH 142 5710MHz		5456.86	59.01	-14.99	74	50.5	31.73	9.89	33.11	212	277	P	H
		5467	58.81	-9.39	68.2	50.25	31.77	9.9	33.11	212	277	P	H
		5454.91	51.58	-2.42	54	43.08	31.72	9.89	33.11	212	277	A	H
	*	5710	119.59	-	-	110.58	32.02	10.17	33.18	212	277	P	H
	*	5710	111.81	-	-	102.8	32.02	10.17	33.18	212	277	A	H
		5877.5	65.61	-2.59	68.2	56.04	32.41	10.39	33.23	212	277	P	H
		5459.59	60.93	-13.07	74	52.41	31.74	9.89	33.11	228	304	P	V
		5462.71	59.78	-8.42	68.2	51.24	31.75	9.9	33.11	228	304	P	V
		5454.13	52.24	-1.76	54	43.74	31.72	9.89	33.11	228	304	A	V
	*	5710	122.5	-	-	113.49	32.02	10.17	33.18	228	304	P	V
	*	5710	116.22	-	-	107.21	32.02	10.17	33.18	228	304	A	V
		5883.75	65.39	-2.81	68.2	55.79	32.44	10.39	33.23	228	304	P	V
Remark	1. No other spurious found. 2. All results are PASS against Peak and Average limit line.												

Band 3 - Straddle Channel

WIFI 802.11ac VHT40 (Harmonic @ 3m)

WIFI Ant.	Note	Frequency	Level	Over Limit	Limit Line	Read Level	Antenna Factor	Path Loss	Preamp Factor	Ant Pos	Table Pos	Peak Avg.	Pol.
1+2+3+4		(MHz)	(dBμV/m)	(dB)	(dBμV/m)	(dBμV)	(dB/m)	(dB)	(dB)	(cm)	(deg)	(P/A)	(H/V)
802.11ac VHT40 CH 142 5710MHz		11420	55.22	-18.78	74	61.05	39.7	15.87	61.4	200	266	P	H
		11420	45.52	-8.48	54	51.35	39.7	15.87	61.4	200	266	A	H
		17130	54.42	-13.78	68.2	51.96	40.19	20.12	57.85	100	0	P	H
													H
		11420	57.54	-16.46	74	63.37	39.7	15.87	61.4	100	353	P	V
		11420	47.37	-6.63	54	53.2	39.7	15.87	61.4	100	353	A	V
		17130	55.03	-13.17	68.2	52.57	40.19	20.12	57.85	100	0	P	V
													V
Remark	1. No other spurious found. 2. All results are PASS against Peak and Average limit line.												

Band 3 - Straddle Channel

WIFI 802.11ac VHT80 (Band Edge @ 3m)

WIFI Ant.	Note	Frequency	Level	Over Limit	Limit Line	Read Level	Antenna Factor	Path Loss	Preamp Factor	Ant Pos	Table Pos	Peak Avg.	Pol.
1+2+3+4		(MHz)	(dBμV/m)	(dB)	(dBμV/m)	(dBμV)	(dB/m)	(dB)	(dB)	(cm)	(deg)	(P/A)	(H/V)
802.11ac VHT80 CH 138 5690MHz		5447.11	57.62	-16.38	74	49.16	31.69	9.88	33.11	211	282	P	H
		5463.1	59.72	-8.48	68.2	51.18	31.75	9.9	33.11	211	282	P	H
		5455.69	50.9	-3.1	54	42.4	31.72	9.89	33.11	211	282	A	H
	*	5690	115.94	-	-	107.02	31.94	10.15	33.17	211	282	P	H
	*	5690	112.97	-	-	104.05	31.94	10.15	33.17	211	282	A	H
		5867.5	62.83	-5.37	68.2	53.32	32.37	10.37	33.23	211	282	P	H
		5459.98	58.3	-15.7	74	49.78	31.74	9.89	33.11	225	303	P	V
		5460.37	58.59	-9.61	68.2	50.07	31.74	9.89	33.11	225	303	P	V
		5458.81	49.93	-4.07	54	41.41	31.74	9.89	33.11	225	303	A	V
	*	5690	117.26	-	-	108.34	31.94	10.15	33.17	225	303	P	V
	*	5690	111.08	-	-	102.16	31.94	10.15	33.17	225	303	A	V
		5851.3	65.61	-2.59	68.2	56.16	32.31	10.36	33.22	225	303	P	V
Remark	1. No other spurious found. 2. All results are PASS against Peak and Average limit line.												

Band 3 - Straddle Channel

WIFI 802.11ac VHT80 (Harmonic @ 3m)

WIFI Ant.	Note	Frequency	Level	Over Limit	Limit Line	Read Level	Antenna Factor	Path Loss	Preamp Factor	Ant Pos	Table Pos	Peak Avg.	Pol.
1+2+3+4		(MHz)	(dBμV/m)	(dB)	(dBμV/m)	(dBμV)	(dB/m)	(dB)	(dB)	(cm)	(deg)	(P/A)	(H/V)
802.11ac VHT80 CH 138 5690MHz		11380	48.98	-25.02	74	54.87	39.66	15.85	61.4	100	0	P	H
		17070	47.33	-20.87	68.2	45.26	40.07	20.07	58.07	100	0	P	H
													H
													H
		11380	48.83	-25.17	74	54.72	39.66	15.85	61.4	100	0	P	V
		17070	47.68	-20.52	68.2	45.61	40.07	20.07	58.07	100	0	P	V
													V
													V
Remark	1. No other spurious found. 2. All results are PASS against Peak and Average limit line.												

Emission below 1GHz

WIFI 802.11ac VHT20 (LF @ 3m)

WIFI Ant. 1+2+3+4	Note	Frequency (MHz)	Level (dBμV/m)	Over Limit (dB)	Limit Line (dBμV/m)	Read Level (dBμV)	Antenna Factor (dB/m)	Path Loss (dB)	Preamp Factor (dB)	Ant Pos (cm)	Table Pos (deg)	Peak Avg. (P/A)	Pol. (H/V)
802.11ac VHT20 LF		45.52	23.83	-16.17	40	38.94	16.32	0.94	32.37	-	-	P	H
		91.11	30.11	-13.39	43.5	46.35	14.76	1.33	32.33	-	-	P	H
		284.14	31.92	-14.08	46	43.11	18.76	2.24	32.19	-	-	P	H
		597.45	28.6	-17.4	46	32.2	25.41	3.2	32.21	-	-	P	H
		779.81	30.56	-15.44	46	30.79	27.98	3.72	31.93	-	-	P	H
		957.32	33.62	-12.38	46	29.37	30.89	4.18	30.82	100	0	P	H
													H
													H
													H
													H
													H
													H
		44.55	30.74	-9.26	40	45.38	16.8	0.93	32.37	100	0	P	V
		106.63	27.45	-16.05	43.5	41.78	16.56	1.42	32.31	-	-	P	V
		270.56	26.87	-19.13	46	38.05	18.84	2.18	32.2	-	-	P	V
		496.57	24.79	-21.21	46	30.38	23.69	2.88	32.16	-	-	P	V
		593.57	27.54	-18.46	46	31.09	25.46	3.2	32.21	-	-	P	V
		866.14	32.82	-13.18	46	31.11	29.28	3.96	31.53	-	-	P	V
													V
													V
													V
													V
													V
													V
Remark	1. No other spurious found. 2. All results are PASS against limit line.												

Note symbol

*	**Fundamental Frequency** which can be ignored. However, the level of any unwanted emissions shall not exceed the level of the fundamental frequency.
!	Test result is **over limit** line.
P/A	**P**eak or **A**verage
H/V	**H**orizontal or **V**ertical

A calculation example for radiated spurious emission is shown as below:

WIFI	Note	Frequency	Level	Over	Limit	Read	Antenna	Path	Preamp	Ant	Table	Peak	Pol.
Ant.				Limit	Line	Level	Factor	Loss	Factor	Pos	Pos	Avg.	
1		(MHz)	(dBμV/m)	(dB)	(dBμV/m)	(dBμV)	(dB/m)	(dB)	(dB)	(cm)	(deg)	(P/A)	(H/V)
802.11b CH 01 2412MHz		2390	55.45	-18.55	74	54.51	32.22	4.58	35.86	103	308	P	H
		2390	43.54	-10.46	54	42.6	32.22	4.58	35.86	103	308	A	H

1. Path Loss(dB) = Cable loss(dB) + Filter loss(dB) + Attenuator loss(dB)
2. Level(dBμV/m) = Antenna Factor(dB/m) + Path Loss(dB) + Read Level(dBμV) - Preamp Factor(dB)
3. Over Limit(dB) = Level(dBμV/m) – Limit Line(dBμV/m)

For Peak Limit @ 2390MHz:

1. Level(dBμV/m)

= Antenna Factor(dB/m) + Path Loss(dB) + Read Level(dBμV) - Preamp Factor(dB)

= 32.22(dB/m) + 4.58(dB) + 54.51(dBμV) – 35.86 (dB)

= 55.45 (dBμV/m)

2. Over Limit(dB)

= Level(dBμV/m) – Limit Line(dBμV/m)

= 55.45(dBμV/m) – 74(dBμV/m)

= -18.55(dB)

For Average Limit @ 2390MHz:

1. Level(dBμV/m)

= Antenna Factor(dB/m) + Path Loss(dB) + Read Level(dBμV) - Preamp Factor(dB)

= 32.22(dB/m) + 4.58(dB) + 42.6(dBμV) – 35.86 (dB)

= 43.54 (dBμV/m)

2. Over Limit(dB) = Level(dBμV/m) – Limit Line(dBμV/m)

= 43.54(dBμV/m) – 54(dBμV/m)

= -10.46(dB)

Both peak and average measured complies with the limit line, so test result is “PASS”.

Appendix D. Radiated Spurious Emission

Test Engineer :	Hao Hsu, Ken Wu, and JC Liang	**Temperature :**	20~25°C
		Relative Humidity :	50~55%

Note symbol

-L	**Low channel location**
-R	**High channel location**

<CDD Mode>

Band 2 - 5250~5350MHz

WIFI 802.11a (Band Edge @ 3m)

WIFI	Band 2 5250~5350MHz Band Edge @ 3m	
ANT	802.11a CH52 5260MHz - L	
1	Horizontal	Fundamental
Peak	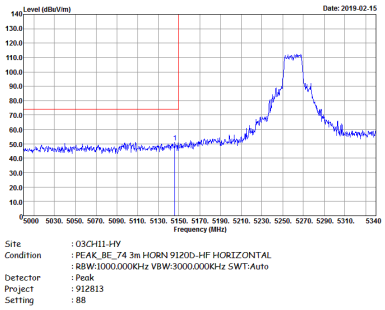	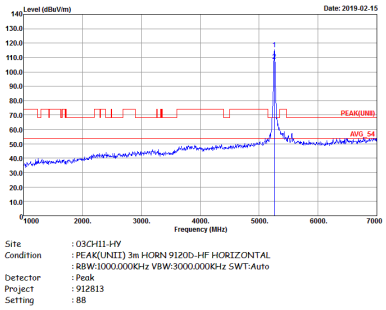

Avg.	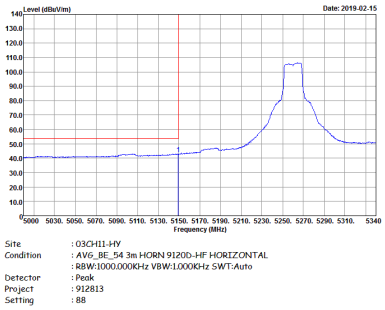	Left blank

WIFI	Band 2 5250~5350MHz Band Edge @ 3m	
ANT	802.11a CH52 5260MHz - R	
1	Horizontal	Fundamental
Peak	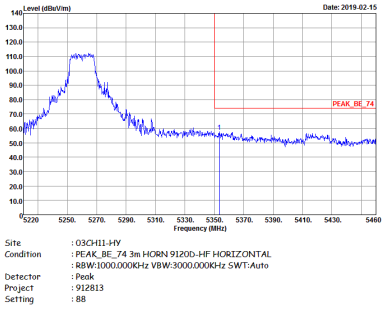	Left blank
Avg.	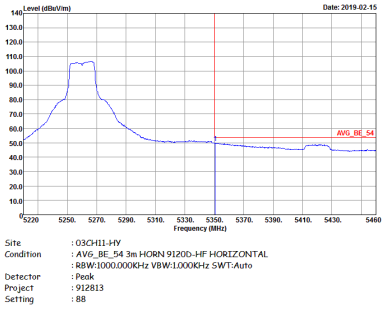	Left blank

WIFI	Band 2 5250~5350MHz Band Edge @ 3m	
ANT	802.11a CH52 5260MHz - L	
1	Vertical	Fundamental
Peak	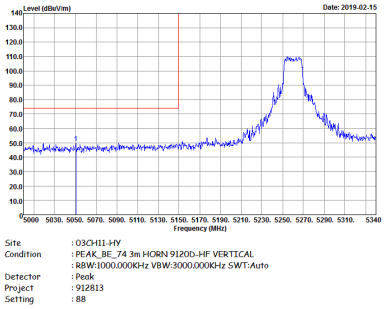	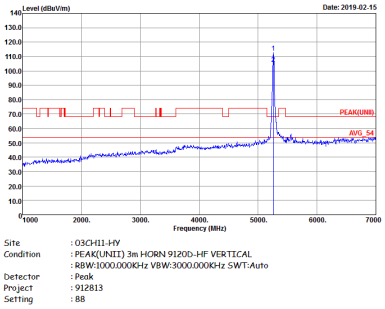
Avg.	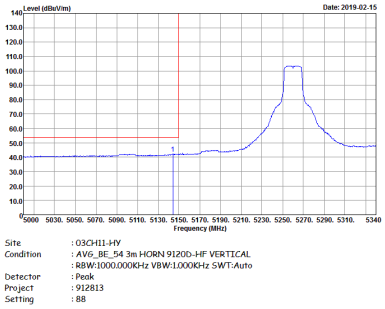	Left blank

WIFI	Band 2 5250~5350MHz Band Edge @ 3m	
ANT	802.11a CH52 5260MHz - R	
1	Vertical	Fundamental
Peak	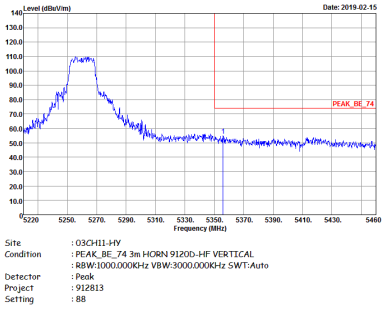	Left blank
Avg.	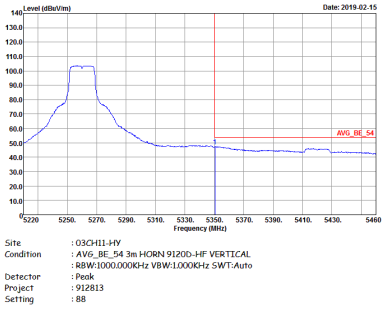	Left blank

WIFI	Band 2 5250~5350MHz Band Edge @ 3m	
ANT	802.11a CH60 5300MHz - L	
1	Horizontal	Fundamental
Peak	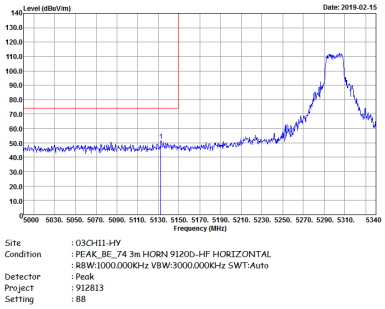	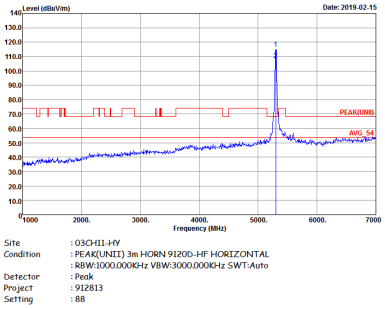
Avg.	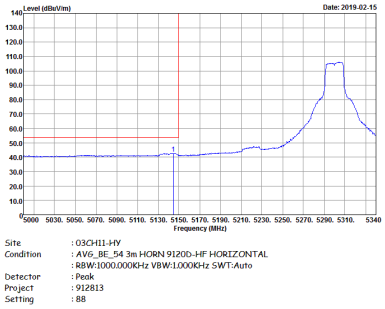	Left blank

WIFI	Band 2 5250~5350MHz Band Edge @ 3m	
ANT	802.11a CH60 5300MHz - R	
1	Horizontal	Fundamental
Peak	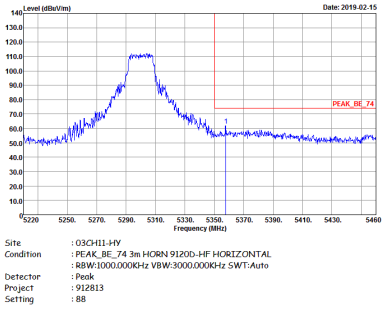	Left blank
Avg.	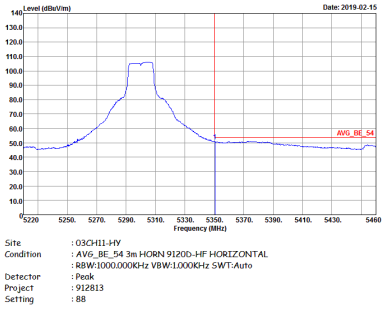	Left blank

WIFI	Band 2 5250~5350MHz Band Edge @ 3m	
ANT	802.11a CH60 5300MHz - L	
1	Vertical	Fundamental
Peak	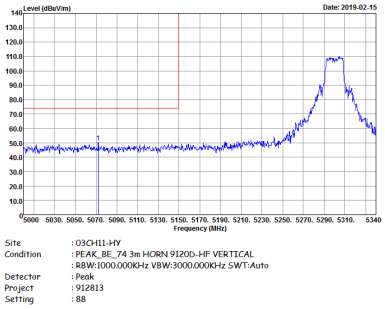	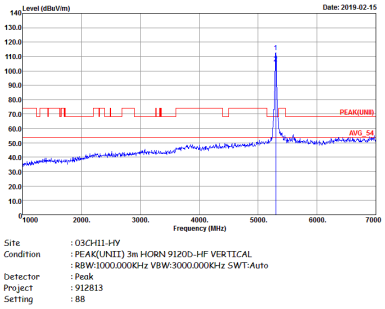
Avg.	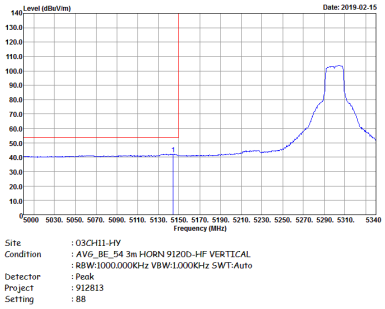	Left blank

WIFI	Band 2 5250~5350MHz Band Edge @ 3m	
ANT	802.11a CH60 5300MHz - R	
1	Vertical	Fundamental
Peak	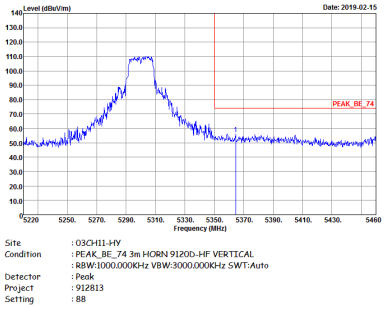	Left blank
Avg.	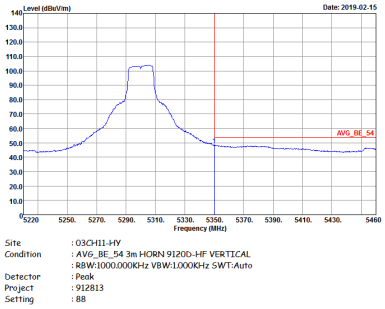	Left blank

WIFI	Band 2 5250~5350MHz Band Edge @ 3m	
ANT	802.11a CH64 5320MHz	
1	Horizontal	Fundamental
Peak	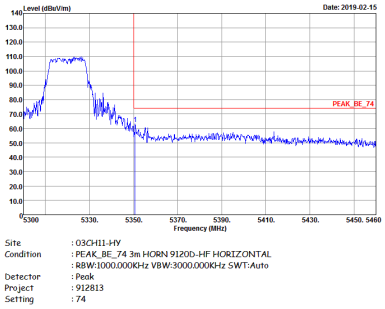	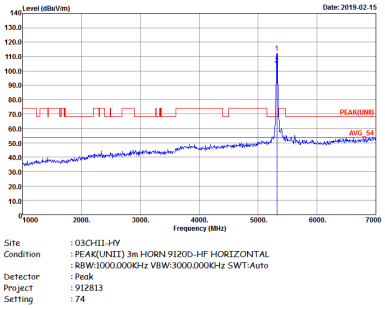
Avg.	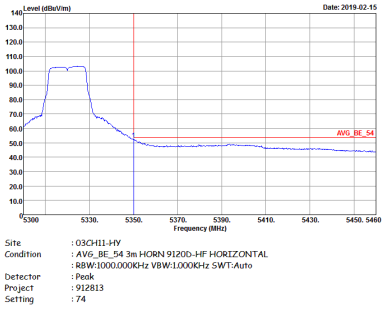	Left blank

WIFI	Band 2 5250~5350MHz Band Edge @ 3m	
ANT	802.11a CH64 5320MHz	
1	Vertical	Fundamental
Peak	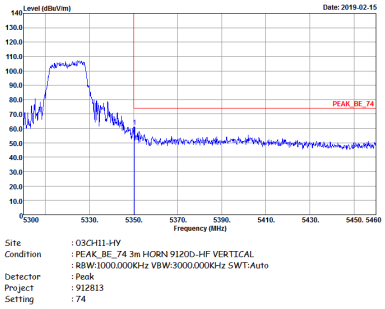	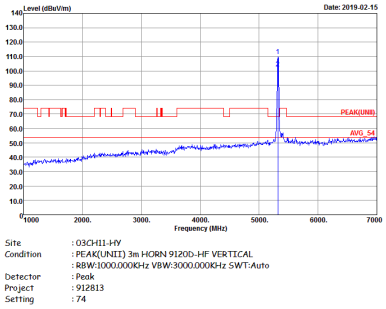
Avg.	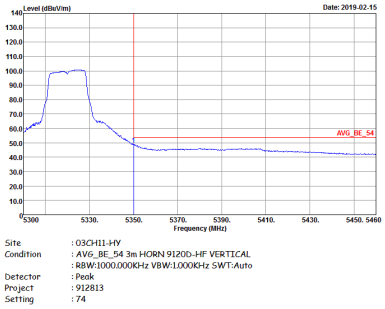	Left blank

Band 2 5250~5350MHz
WIFI 802.11ac VHT20 (Band Edge @ 3m)

WIFI	Band 2 5250~5350MHz Band Edge @ 3m	
ANT	802.11ac VHT20 CH52 5260MHz - L	
1	Horizontal	Fundamental
Peak	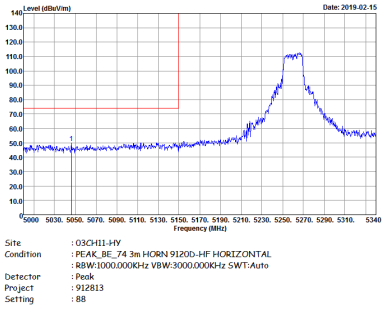	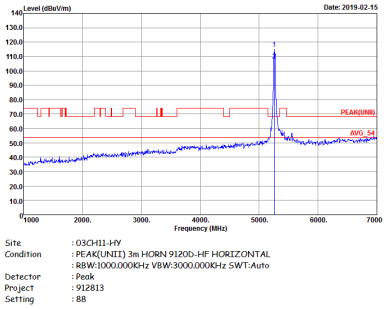
Avg.	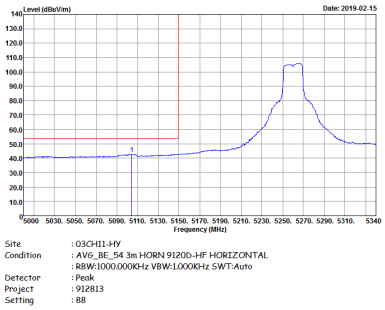	Left blank

WIFI	Band 2 5250~5350MHz Band Edge @ 3m	
ANT	802.11ac VHT20 CH52 5260MHz - R	
1	Horizontal	Fundamental
Peak	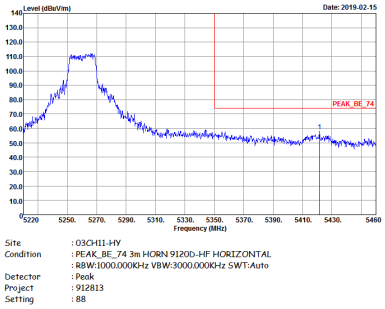	Left blank
Avg.	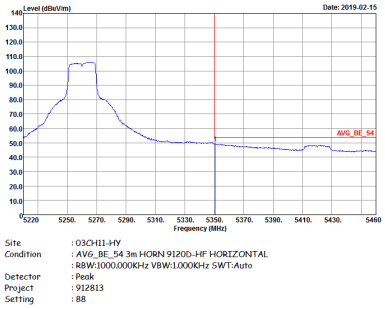	Left blank

WIFI	Band 2 5250~5350MHz Band Edge @ 3m	
ANT	802.11ac VHT20 CH52 5260MHz - L	
1	Vertical	Fundamental
Peak	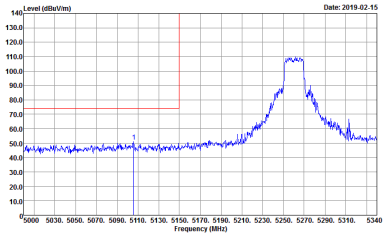 Site : 03CH11-HV Condition : PEAK_BE_74 3m HORN 9120D-HF VERTICAL : RBW:1000.000KHz VBW:3000.000KHz SWT:Auto Detector : Peak Project : 912813 Setting : 88	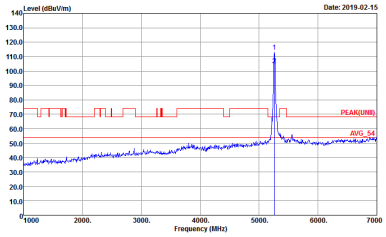 Site : 03CH11-HV Condition : PEAK(UNII) 3m HORN 9120D-HF VERTICAL : RBW:1000.000KHz VBW:3000.000KHz SWT:Auto Detector : Peak Project : 912813 Setting : 88
Avg.	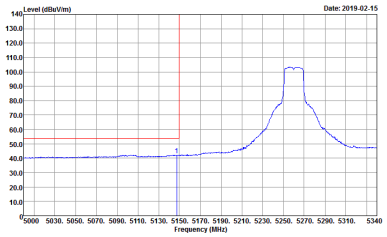 Site : 03CH11-HV Condition : AVG_BE_54 3m HORN 9120D-HF VERTICAL : RBW:1000.000KHz VBW:1.000KHz SWT:Auto Detector : Peak Project : 912813 Setting : 88	Left blank

WIFI	Band 2 5250~5350MHz Band Edge @ 3m	
ANT	802.11ac VHT20 CH52 5260MHz - R	
1	Vertical	Fundamental
Peak	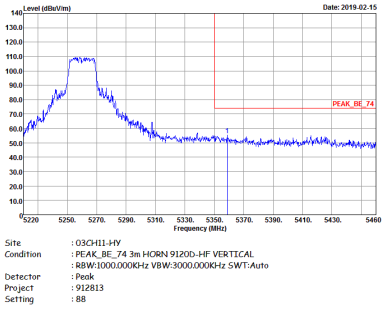	Left blank
Avg.	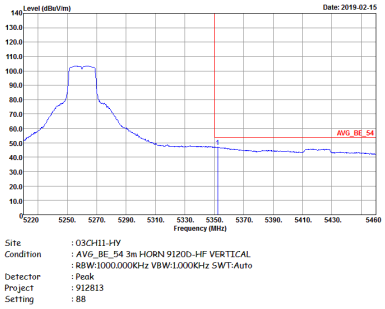	Left blank

WIFI	Band 2 5250~5350MHz Band Edge @ 3m	
ANT	802.11ac VHT20 CH60 5300MHz - L	
1	Horizontal	Fundamental
Peak	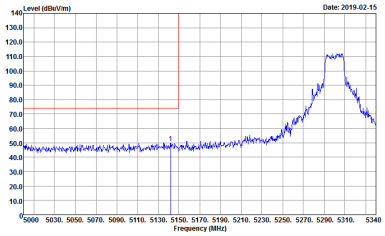	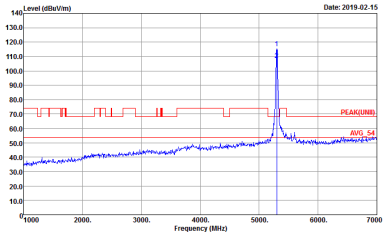
Avg.	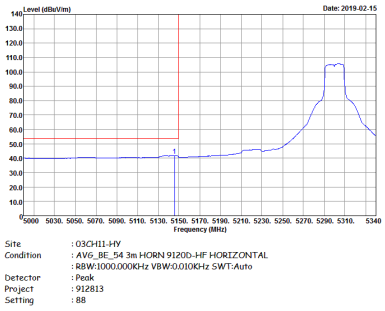	Left blank

WIFI	Band 2 5250~5350MHz Band Edge @ 3m	
ANT	802.11ac VHT20 CH60 5300MHz - R	
1	Horizontal	Fundamental
Peak	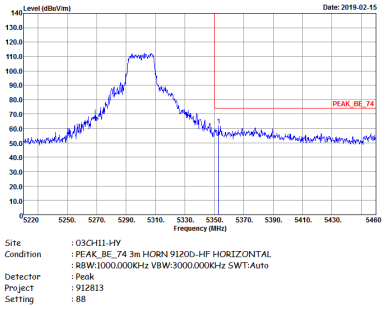	Left blank
Avg.	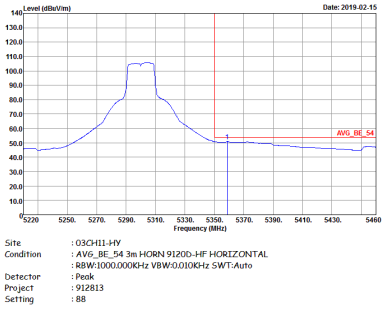	Left blank

WIFI	Band 2 5250~5350MHz Band Edge @ 3m	
ANT	802.11ac VHT20 CH60 5300MHz - L	
1	Vertical	Fundamental
Peak	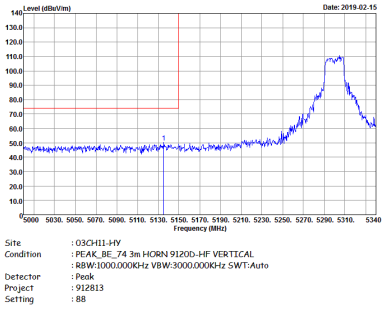	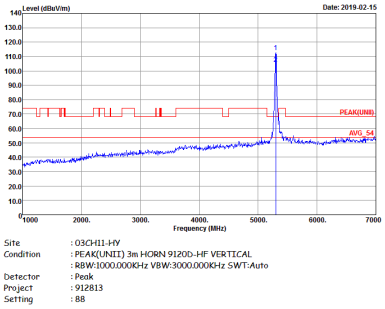
Avg.	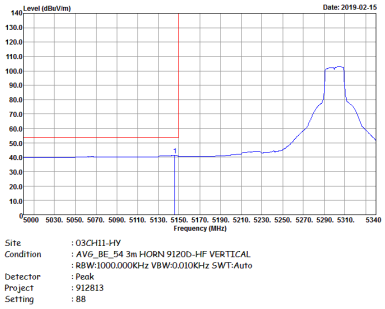	Left blank

WIFI	Band 2 5250~5350MHz Band Edge @ 3m	
ANT	802.11ac VHT20 CH60 5300MHz - R	
1	Vertical	Fundamental
Peak	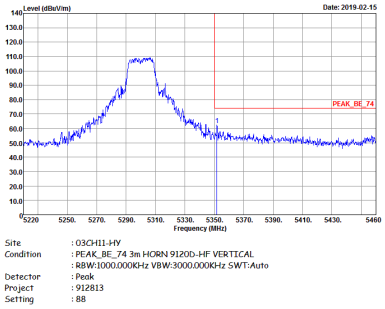	Left blank
Avg.	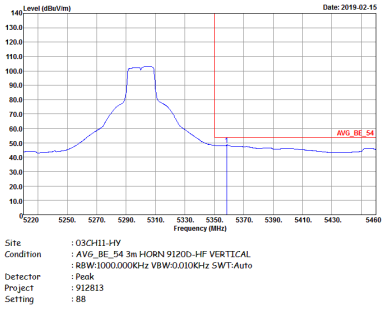	Left blank

WIFI	Band 2 5250~5350MHz Band Edge @ 3m	
ANT	802.11ac VHT20 CH64 5320MHz	
1	Horizontal	Fundamental
Peak	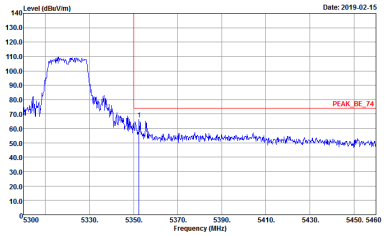 Site : 03CH11-HY Condition : PEAK_BE_74 3m HORN 9120D-HF HORIZONTAL : RBW:1000.000KHz VBW:3000.000KHz SWT:Auto Detector : Peak Project : 912813 Setting : 74	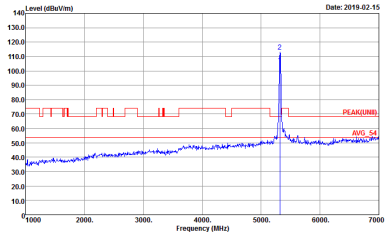 Site : 03CH11-HY Condition : PEAK(UNII) 3m HORN 9120D-HF HORIZONTAL : RBW:1000.000KHz VBW:3000.000KHz SWT:Auto Detector : Peak Project : 912813 Setting : 74
Avg.	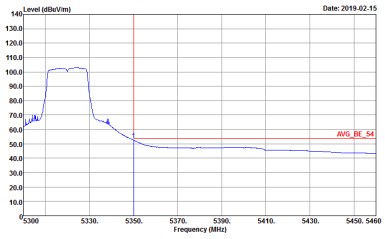 Site : 03CH11-HY Condition : AVG_BE_54 3m HORN 9120D-HF HORIZONTAL : RBW:1000.000KHz VBW:0.010KHz SWT:Auto Detector : Peak Project : 912813 Setting : 74	Left blank

WIFI	Band 2 5250~5350MHz Band Edge @ 3m	
ANT	802.11ac VHT20 CH64 5320MHz	
1	Vertical	Fundamental
Peak	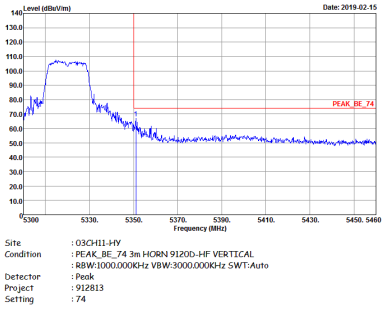	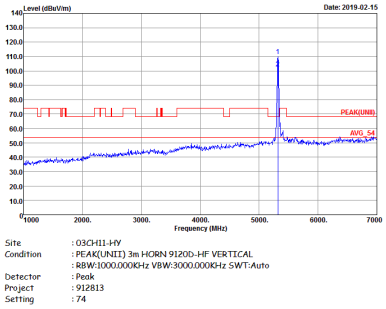
Avg.	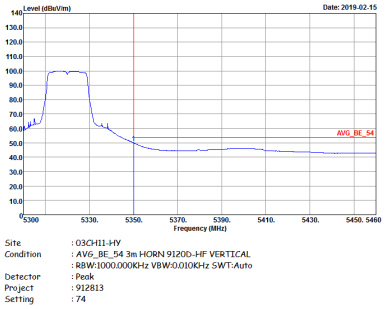	Left blank

Band 2 5250~5350MHz
WIFI 802.11ac VHT40 (Band Edge @ 3m)

WIFI	Band 2 5250~5350MHz Band Edge @ 3m	
ANT	802.11ac VHT40 CH54 5270 - L	
1	Horizontal	Fundamental
Peak	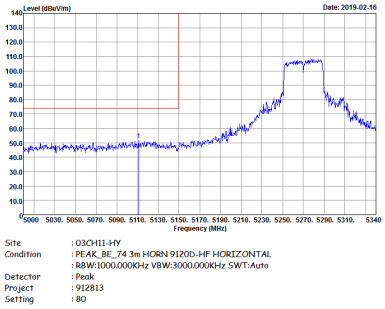	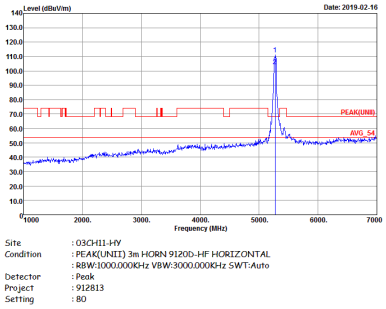
Avg.	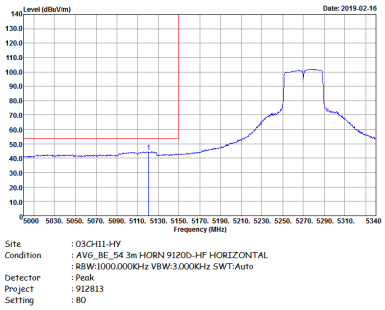	Left blank

WIFI	Band 2 5250~5350MHz Band Edge @ 3m	
ANT	802.11ac VHT40 CH54 5270 - R	
1	Horizontal	Fundamental
Peak	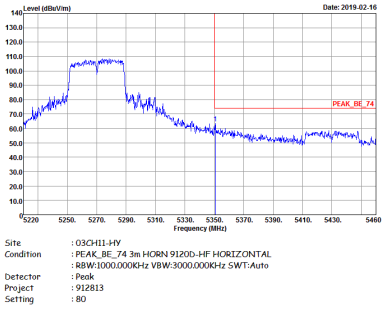	Left blank
Avg.	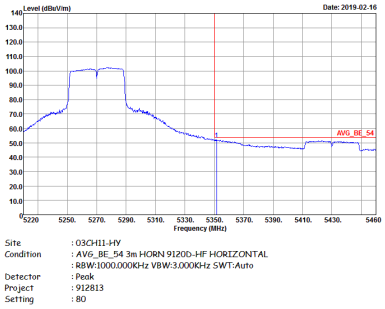	Left blank

WIFI	Band 2 5250~5350MHz Band Edge @ 3m	
ANT	802.11ac VHT40 CH54 5270 - L	
1	Vertical	Fundamental
Peak	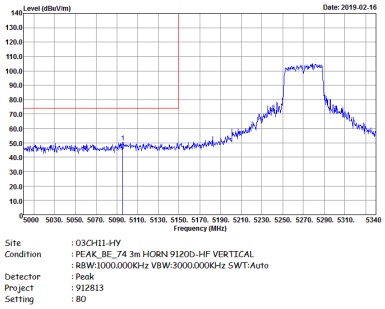	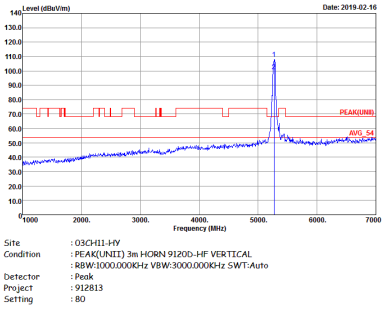
Avg.	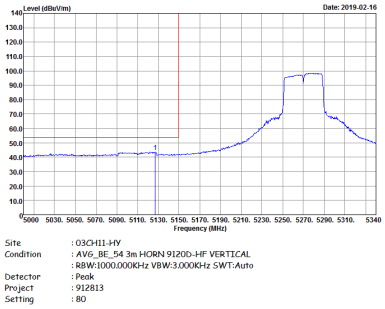	Left blank

WIFI	Band 2 5250~5350MHz Band Edge @ 3m	
ANT	802.11ac VHT40 CH54 5270 - R	
1	Vertical	Fundamental
Peak	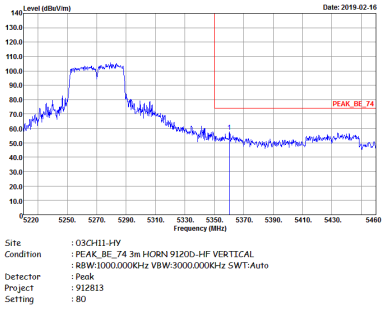	Left blank
Avg.	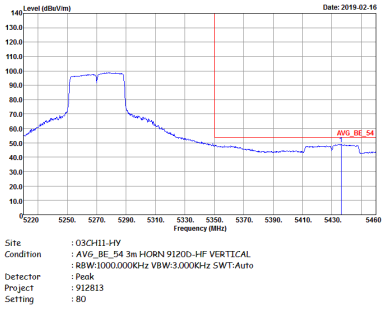	Left blank

WIFI	Band 2 5250~5350MHz Band Edge @ 3m	
ANT	802.11ac VHT40 CH62 5310 - L	
1	Horizontal	Fundamental
Peak	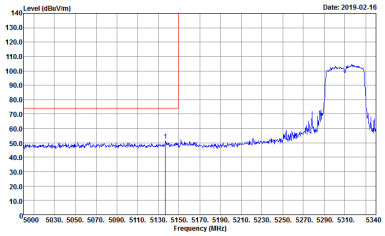 Site : 03CH11-HY Condition : PEAK_BE_74 3m HORN 9120D-HF HORIZONTAL : RBW:1000.000KHz VBW:3000.000KHz SWT:Auto Detector : Peak Project : 912813 Setting : 60	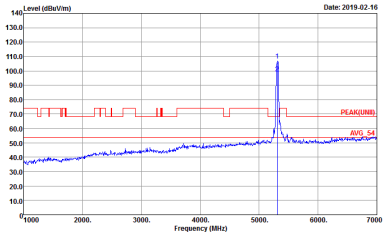 Site : 03CH11-HY Condition : PEAK(UNII) 3m HORN 9120D-HF HORIZONTAL : RBW:1000.000KHz VBW:3000.000KHz SWT:Auto Detector : Peak Project : 912813 Setting : 60
Avg.	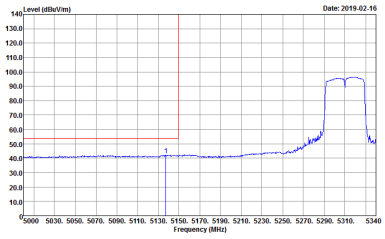 Site : 03CH11-HY Condition : AVG_BE_54 3m HORN 9120D-HF HORIZONTAL : RBW:1000.000KHz VBW:3.000KHz SWT:Auto Detector : Peak Project : 912813 Setting : 60	Left blank

WIFI	Band 2 5250~5350MHz Band Edge @ 3m	
ANT	802.11ac VHT40 CH62 5310 - R	
1	Horizontal	Fundamental
Peak	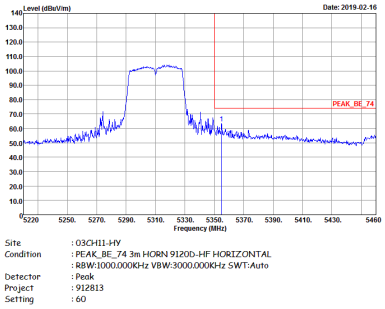	Left blank
Avg.	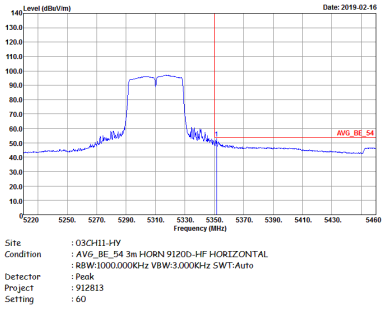	Left blank

WIFI	Band 2 5250~5350MHz Band Edge @ 3m	
ANT	802.11ac VHT40 CH62 5310 - L	
1	Vertical	Fundamental
Peak	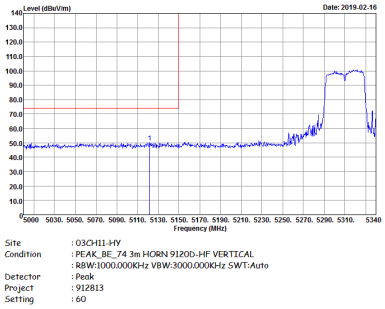	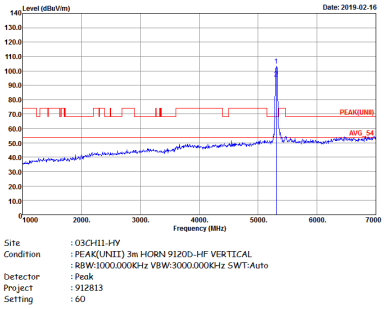
Avg.	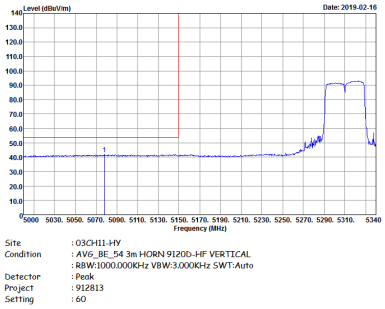	Left blank