FCC DFS TEST REPORT

FCC ID	:	**2AG7G-J2A**
Equipment	:	**Plume Adaptive Wi-Fi**
Brand Name	:	**Plume Design, Inc.**
Model Name	:	**J2A**
Applicant	:	**Plume Design, Inc.** **325 Lytton Ave, Palo Alto , CA 94301**
Manufacturer	:	**Plume Design, Inc.** **325 Lytton Ave, Palo Alto , CA 94301**
Standard	:	**FCC Part 15 Subpart E**

The product was received on Sep. 21, 2022 and testing was performed from Nov. 16, 2022 to Nov. 21, 2022. We, Sporton International Inc. EMC & Wireless Communications Laboratory, would like to declare that the tested sample has been evaluated in accordance with the procedures given in FCC Part 15 Subpart E and shown compliance with the applicable technical standards.

The test results in this report apply exclusively to the tested model / sample. Without written approval of Sporton International Inc. EMC & Wireless Communications Laboratory, the test report shall not be reproduced except in full.

Louis Wu

Approved by: Louis Wu

Sporton International Inc. EMC & Wireless Communications Laboratory
No. 52, Huaya 1st Rd., Guishan Dist., Taoyuan City 333, Taiwan (R.O.C.)

Table of Contents

History of this test report **3**
Summary of Test Result **4**
1 General Description **5**
1.1 Feature of Equipment Under Test 5
1.2 Modification of EUT 6
1.3 Testing Site 6
1.4 Applied Standards 6
1.5 Support Unit used in test configuration and system 6
2 Requirements and Parameters for DFS Test **7**
2.1 Summary of Dynamic Frequency Selection Test 7
2.2 Applicability of DFS Requirements 8
2.3 DFS Detection Thresholds 10
2.4 DFS Response requirement values 11
2.5 Short Pulse Radar Test Waveforms 12
2.6 Long Pulse Radar Test Waveform 14
2.7 Frequency Hopping Radar Test Waveform 16
3 Calibration Setup and DFS Test Results **17**
3.1 Calibration of Radar Waveform 17
3.2 U-NII Detection Bandwidth 26
3.3 Channel Availability Check 32
3.4 In-Service Monitoring: Channel Move Time, Channel Closing Transmission Time and Non-Occupancy Period 37
3.5 Statistical Performance Check 43
4 List of Measuring Equipment **54**
Appendix A. Radar Parameters
Appendix B. Setup Photographs

History of this test report

Report No.	Version	Description	Issue Date
FZ292109B	01	Initial issue of report	Dec. 26, 2022

Summary of Test Result

Report Clause	Ref Std. Clause	Test Items	Result (PASS/FAIL)	Remark
3.2	7.8.1	U-NII Detection Bandwidth	Pass	-
3.3	7.8.2	Channel Availability Check Time	Pass	-
3.4	7.8.3	Channel Move Time	Pass	-
		Channel Closing Transmission Time	Pass	-
		Non-Occupancy Period Test	Pass	-
3.5	7.8.4	Statistical Performance Check	Pass	-

Declaration of Conformity:
The test results (PASS/FAIL) with all measurement uncertainty excluded are presented in accordance with the regulation limits or requirements declared by manufacturers. It's means measurement values may risk exceeding the limit of regulation standards, if measurement uncertainty is include in test results.
Comments and Explanations:
The product specifications of the EUT presented in the report are declared by the manufacturer who shall take full responsibility for the authenticity.

Reviewed by: Danny Lee

Report Producer: Rachel Hsieh

1 General Description

1.1 Feature of Equipment Under Test

Bluetooth-LE, Wi-Fi 2.4GHz 802.11b/g/n/ac/ax, Wi-Fi 5GHz 802.11a/n/ac/ax, Wi-Fi 6GHz 802.11a/n/ac/ax

Product Feature	
Antenna Type	**WLAN** **<2400 MHz ~ 2483.5 MHz>** <Ant. 3>: IFA Antenna <Ant. 4>: IFA Antenna **<5180 MHz ~ 5320 MHz>** <Ant. 1>: IFA Antenna <Ant. 2>: IFA Antenna <Ant. 3>: IFA Antenna <Ant. 4>: IFA Antenna **<5500 MHz ~ 5720 MHz>** <Ant. 1>: IFA Antenna <Ant. 2>: IFA Antenna <Ant. 3>: IFA Antenna <Ant. 4>: IFA Antenna **<5745 MHz ~ 5825 MHz>** <Ant. 1>: IFA Antenna <Ant. 2>: IFA Antenna <Ant. 3>: IFA Antenna <Ant. 4>: IFA Antenna **<5925 MHz ~ 6425 MHz>** <Ant. 5>: IFA Antenna <Ant. 6>: IFA Antenna <Ant. 7>: IFA Antenna <Ant. 8>: IFA Antenna **<6425 MHz ~ 6525 MHz>** <Ant. 5>: IFA Antenna <Ant. 6>: IFA Antenna <Ant. 7>: IFA Antenna <Ant. 8>: IFA Antenna **<6525 MHz ~ 6875 MHz>** <Ant. 5>: IFA Antenna <Ant. 6>: IFA Antenna <Ant. 7>: IFA Antenna <Ant. 8>: IFA Antenna **<6875 MHz ~ 7125 MHz>** <Ant. 5>: IFA Antenna <Ant. 6>: IFA Antenna <Ant. 7>: IFA Antenna <Ant. 8>: IFA Antenna **Bluetooth - LE:** IFA Antenna

Antenna Gain					
Bands	**ANT1**	**ANT2**	**ANT3**	**ANT4**	**4Tx**
5250 MHz ~ 5350 MHz	4.1	3.8	2.4	2.6	1.8
5470 MHz ~ 5850 MHz	4.6	4.8	2.7	2.6	2.3

Remark: The EUT's information above is declared by manufacturer. Please refer to Comments and Explanations in report summary.

1.2 Modification of EUT

No modifications are made to the EUT during all test items.

1.3 Testing Site

Test Site	Sporton International Inc. EMC & Wireless Communications Laboratory
Test Site Location	No.52, Huaya 1st Rd., Guishan Dist., Taoyuan City 333, Taiwan (R.O.C.) TEL: +886-3-327-3456 FAX: +886-3-328-4978
Test Site No.	**Sporton Site No.**
	DF02-HY

1.4 Applied Standards

According to the specifications of the manufacturer, the EUT must comply with the requirements of the following standards:

- FCC Part 15 Subpart E
- FCC KDB 905462 D02 UNII DFS Compliance Procedures New Rules v02
- FCC KDB 905462 D03 UNII Clients Without Radar Detection New Rules v01r02

Remark:

1. All test items were verified and recorded according to the standards and without any deviation during the test.
2. The TAF code is not including all the FCC KDB listed without accreditation.

1.5 Support Unit used in test configuration and system

Item	Equipment	Brand Name	Model Name	FCC ID	HW / FW Version	Power Cord
1.	Notebook	acer	N15C1	PPD-QCNFA435	N/A	AC I/P: Unshielded, 1.2 m DC O/P: Shielded, 1.8 m

2 Requirements and Parameters for DFS Test

2.1 Summary of Dynamic Frequency Selection Test

UNII	Description	Limit
U-NII Band 2-C 5470-5725 MHz	Channel Availability Check Time	> 60sec
	U-NII Detection Bandwidth	> 100% of the U-NII 99% transmission power bandwidth
	Statistical Performance Check	Type 1,2,3,4 >= 60% Type 1~4 and 5 >= 80% Type 6 >= 70%
	Channel Move Time	< 10 sec
	Channel Closing Transmission Time	< 200 ms + aggregate of 60 ms over remaining 10 s period
	Non-Occupancy Period Test	> 30 minutes

2.2 Applicability of DFS Requirements

EUT is considered as a master device.

Table 1: Applicability of DFS Requirements Prior to Use of a Channel

Requirement	Operational Mode		
	Master	Client Without Radar Detection	Client With Radar Detection
Non-Occupancy Period	Yes	Not required	Yes
DFS Detection Threshold	Yes	Not required	Yes
Channel Availability Check Time	Yes	Not required	Not required
U-NII Detection Bandwidth	Yes	Not required	Yes

Table 2: Applicability of DFS requirements during normal operation

Requirement	Operational Mode		
	Master	Client Without Radar Detection	Client With Radar Detection
DFS Detection Threshold	Yes	Not required	Yes
Channel Closing Transmission Time	Yes	Yes	Yes
Channel Move Time	Yes	Yes	Yes
U-NII Detection Bandwidth	Yes	Not required	Yes
Client Beacon Test	N/A	Yes	Yes

Additional requirements for devices with multiple bandwidth modes	Operational Mode	
	Master or Client With Radar Detection	Client Without Radar Detection
U-NII Detection Bandwidth and Statistical Performance Check	All BW modes must be tested	Not required
Channel Move Time and Channel Closing Transmission Time	Test using widest BW mode available	Test using the widest BW mode available for the link
All other tests	Any single BW mode	Not required

Note

Frequencies selected for statistical performance check (Section 7.8.4) should include several frequencies within the radar detection bandwidth and frequencies near the edge of the radar detection bandwidth. For 802.11 devices it is suggested to select frequencies in each of the bonded 20 MHz channels and the channel center frequency.

2.3 DFS Detection Thresholds

Table 3 below provides the DFS Detection Thresholds for Master Devices as well as Client Devices incorporating In-Service Monitoring.

Table 3: DFS Detection Thresholds for Master Devices

Maximum Transmit Power	Value (see notes 1, 2, and 3)
EIRP ≥ 200 milliwatt	-64 dBm
EIRP < 200 milliwatt and power spectral density < 10 dBm/MHz	-62 dBm
EIRP < 200 milliwatt that do not meet the power spectral density requirement	-64 dBm
Note 1: This is the level at the input of the receiver assuming a 0 dBi receive antenna. **Note 2:** Throughout these test procedures an additional 1 dB has been added to the amplitude of the test transmission waveforms to account for variations in measurement equipment. This will ensure that the test signal is at or above the detection threshold level to trigger a DFS response. **Note 3:** EIRP is based on the highest antenna gain. For MIMO devices refer to KDB Publication 662911 D01.	

The radar *Detection Threshold*, lowest antenna gain is the parameter of Interference radar DFS detection threshold, The Interference Detection Threshold is the (-64dBm) + (2.6) [dBi]+ 1 dB= -60.4 dBm.

2.4 DFS Response requirement values

Table 4 provides the response requirements for Master and Client Devices incorporating DFS.

Table 4: DFS Response Requirement Values

Parameter	Value
Non-occupancy period	Minimum 30 minutes
Channel Availability Check Time	60 seconds
Channel Move Time	10 seconds See Note 1.
Channel Closing Transmission Time	200 milliseconds + an aggregate of 60 milliseconds over remaining 10 second period. See Notes 1 and 2.
U-NII Detection Bandwidth	Minimum 100% of the 99% power bandwidth See Note 3.

Note 1: *Channel Move Time* and the *Channel Closing Transmission Time* should be performed with Radar Type 0. The measurement timing begins at the end of the Radar Type 0 burst.

Note 2: The *Channel Closing Transmission Time* is comprised of 200 milliseconds starting at the beginning of the *Channel Move Time* plus any additional intermittent control signals required to facilitate *Channel* changes (an aggregate of 60 milliseconds) during the remainder of the 10 second period. The aggregate duration of control signals will not count quiet periods in between transmissions.

Note 3: During the *U-NII Detection Bandwidth* detection test, radar type 0 is used and for each frequency step the minimum percentage of detection is 90%. Measurements are performed with no data traffic.

2.5 Short Pulse Radar Test Waveforms

Radar Type 0 was used in the evaluation of the Client device for the purpose of measuring the Channel Move Time and the Channel Closing Transmission Time.

Radar Type	Pulse Width (μsec)	PRI (μsec)	Number of Pulses	Minimum Percentage of Successful Detection	Minimum Trials
0	1	1428	18	See Note 1.	See Note 1.
1	1	Test A Test B	$\text{Roundup}\left\{\left(\frac{1}{360}\right)\cdot\left(\frac{19\cdot 10^6}{\text{PRI}_{\mu\text{sec}}}\right)\right\}$	60%	30
2	1-5	150-230	23-29	60%	30
3	6-10	200-500	16-18	60%	30
4	11-20	200-500	12-16	60%	30
Aggregate (Radar Types 1-4)				80%	120

Note 1: Short Pulse Radar Type 0 should be used for the detection bandwidth test, channel move time, and channel closing time tests.

Test A: 15 unique PRI values randomly selected from the list of 23 PRI values in Table 5a
Test B: 15 unique PRI values randomly selected within the range of 518-3066 μsec, with a minimum increment of 1 μsec, excluding PRI values selected in Test A

A minimum of 30 unique waveforms are required for each of the Short Pulse Radar Types 2 through 4. If more than 30 waveforms are used for Short Pulse Radar Types 2 through 4, then each additional waveform must also be unique and not repeated from the previous waveforms.

If more than 30 waveforms are used for Short Pulse Radar Type 1, then each additional waveform is generated with Test B and must also be unique and not repeated from the previous waveforms in Tests A or B.

The aggregate is the average of the percentage of successful detections of short pulse radar types 1-4.

Table 5a - Pulse Repetition Intervals Values for Test A

Pulse Repetition Frequency Number (1 to 23)	Pulse Repetition Frequency (Pulses Per Second)	Pulse Repetition Interval (Microseconds)
1	1930.5	518
2	1858.7	538
3	1792.1	558
4	1730.1	578
5	1672.2	598
6	1618.1	618
7	1567.4	638
8	1519.8	658
9	1474.9	678
10	1432.7	698
11	1392.8	718
12	1355.0	738
13	1319.3	758
14	1285.3	778
15	1253.1	798
16	1222.5	818
17	1193.3	838
18	1165.5	858
19	1139.0	878
20	1113.6	898
21	1089.3	918
22	1066.1	938
23	326.2	3066

2.6 Long Pulse Radar Test Waveform

Radar Type	Pulse Width (μsec)	Chirp Width (MHz)	PRI (μsec)	Number of Pulses per Burst	Number of Bursts	Minimum Percentage of Successful Detection	Minimum Trials
5	50-100	5-20	1000-2000	1-3	8-20	80%	30

The parameters for this waveform are randomly chosen. Thirty unique waveforms are required for the Long Pulse radar test signal. If more than 30 waveforms are used for the Long Pulse radar test signal, then each additional waveform must also be unique and not repeated from the previous waveforms. Each waveform is defined as follows:

Note: The center frequency for each of the 30 trials of the Bin 5 radar shall be randomly selected within 80% of the Occupied Bandwidth.

(1) The transmission period for the Long Pulse Radar test signal is 12 seconds.

(2) There are a total of 8 to 20 Bursts in the 12 second period, with the number of Bursts being randomly chosen. This number is Burst_Count.

(3) Each Burst consists of 1 to 3 pulses, with the number of pulses being randomly chosen. Each Burst within the 12 second sequence may have a different number of pulses.

(4) The pulse width is between 50 and 100 microseconds, with the pulse width being randomly chosen. Each pulse within a Burst will have the same pulse width. Pulses in different Bursts may have different pulse widths.

(5) 5) Each pulse has a linear frequency modulated chirp between 5 and 20 MHz, with the chirp width being randomly chosen. Each pulse within a **transmission period** will have the same chirp width. The chirp is centered on the pulse. For example, with a radar frequency of 5300 MHz and a 20 MHz chirped signal, the chirp starts at 5290 MHz and ends at 5310 MHz

(6) If more than one pulse is present in a Burst, the time between the pulses will be between 1000 and 2000 microseconds, with the time being randomly chosen. If three pulses are present in a Burst, the time between the first and second pulses is chosen independently of the time between the second and third pulses.

(7) The 12 second transmission period is divided into even intervals. The number of intervals is equal to Burst_Count. Each interval is of length (12,000,000 / Burst_Count) microseconds. Each interval contains one Burst. The start time for the Burst, relative to the beginning of the interval, is between 1 and [(12,000,000 / Burst_Count) – (Total Burst Length) + (One Random PRI Interval)] microseconds, with the start time being randomly chosen. The step interval for the start time is 1 microsecond. The start time for each Burst is chosen independently.

A representative example of a Long Pulse radar test waveform:

(1) The total test signal length is 12 seconds.

(2) 8 Bursts are randomly generated for the Burst_Count.

(3) Burst 1 has 2 randomly generated pulses.

(4) The pulse width (for both pulses) is randomly selected to be 75 microseconds.

(5) The PRI is randomly selected to be at 1213 microseconds.

(6) Bursts 2 through 8 are generated using steps 3 – 5.

(7) Each Burst is contained in even intervals of 1,500,000 microseconds. The starting location for Pulse 1, Burst 1 is randomly generated (1 to 1,500,000 minus the total Burst 1 length + 1 random PRI interval) at the 325,001 microsecond step. Bursts 2 through 8 randomly fall in successive 1,500,000 microsecond intervals (i.e. Burst 2 falls in the 1,500,001 – 3,000,000 microsecond range).

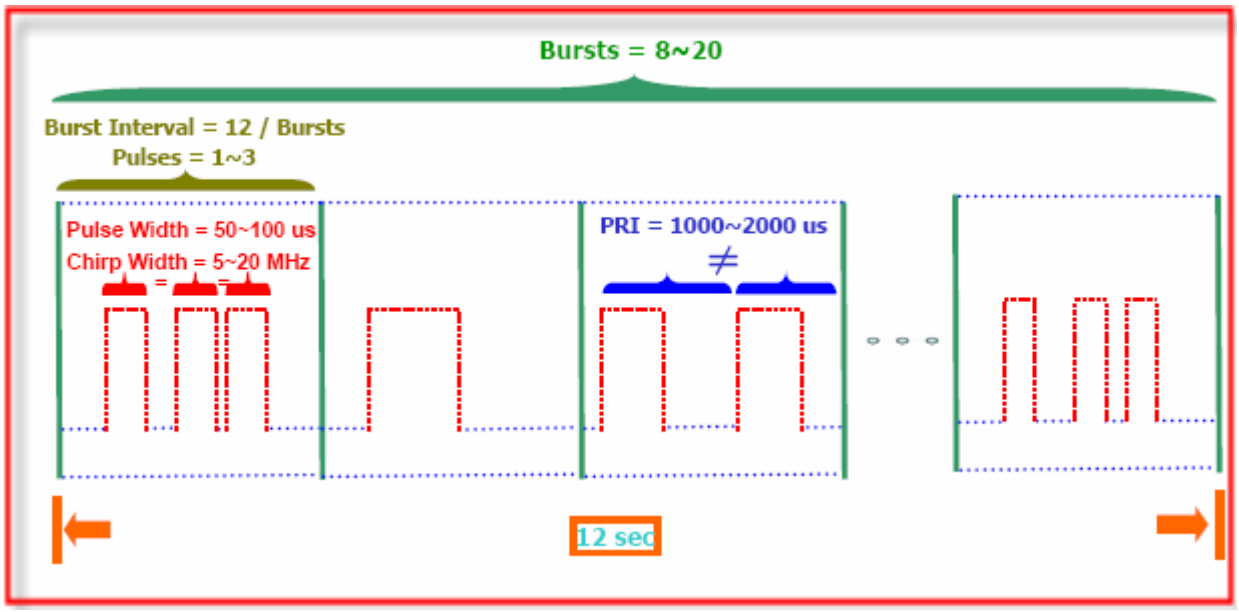

2.7 Frequency Hopping Radar Test Waveform

Radar Type	Pulse Width (μsec)	PRI (μsec)	Pulses per Hop	Hopping Rate (kHz)	Hopping Sequence Length (msec)	Minimum Percentage of Successful Detection	Minimum Trials
6	1	333	9	0.333	300	70%	30

For the Frequency Hopping Radar Type, the same Burst parameters are used for each waveform. The hopping sequence is different for each waveform and a 100-length segment is selected from the hopping sequence defined by the following algorithm:

The first frequency in a hopping sequence is selected randomly from the group of 475 integer frequencies from 5250 – 5724 MHz. Next, the frequency that was just chosen is removed from the group and a frequency is randomly selected from the remaining 474 frequencies in the group. This process continues until all 475 frequencies are chosen for the set. For selection of a random frequency, the frequencies remaining within the group are always treated as equally likely.

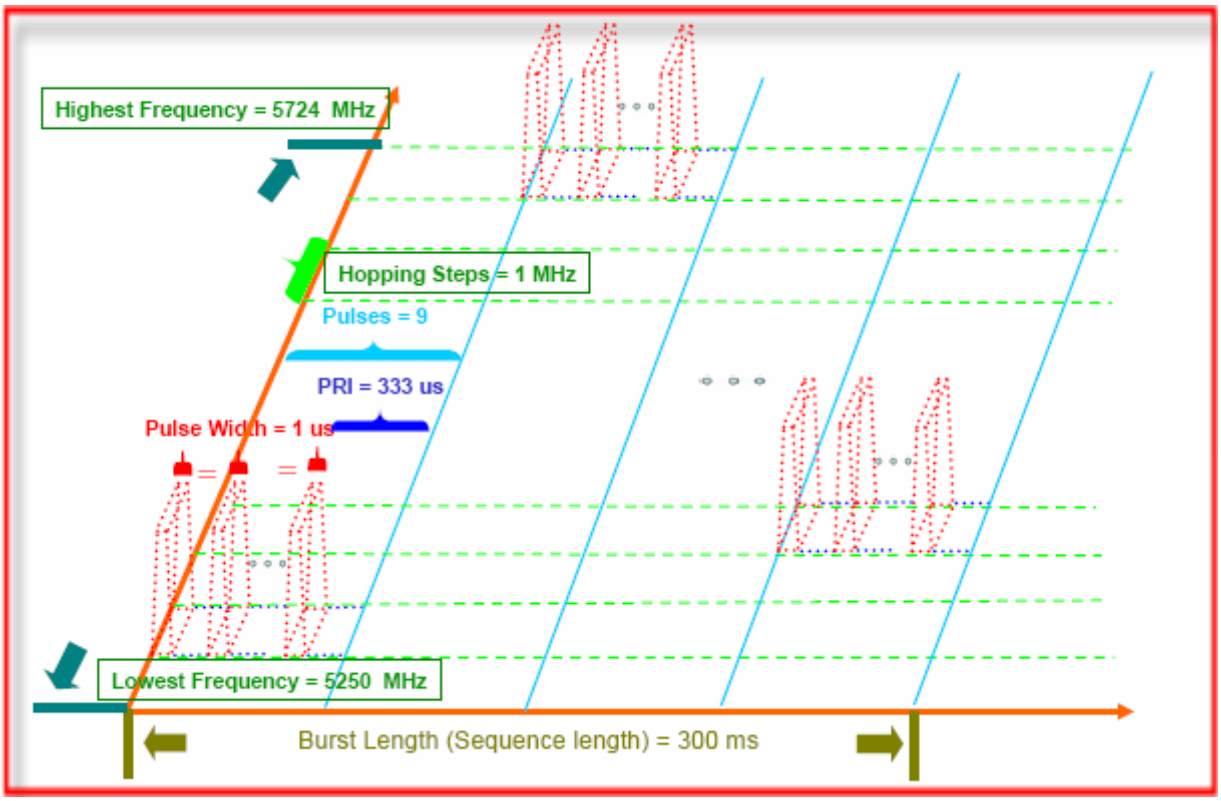

3 Calibration Setup and DFS Test Results

3.1 Calibration of Radar Waveform

3.1.1 Radar Waveform Calibration Procedure

The Interference Radar Detection Threshold Level is (-64) + (2.6) [dBi] + 1dB = -60.4 dBm that had been taken into account the output power range and antenna gain. The following equipment setup was used to calibrate the conducted Radar Waveform. A vector signal generator was utilized to establish the test signal level for radar type 0~6. During this process there were no transmissions by either the Master or Client Device. The spectrum analyzer was switched to the zero span (Time Domain) at the frequency of the Radar Waveform generator. Peak detection was used. The spectrum analyzer resolution bandwidth (RBW) and video bandwidth (VBW) were set to 3 MHz to measure the radar waveform. The vector signal generator amplitude was set so that the power level measured at the spectrum analyzer was (-64) + (2.6) [dBi] + 1dB = -60.4 dBm. Capture the spectrum analyzer plots on radar waveform.

3.1.2 Conducted Calibration Setup

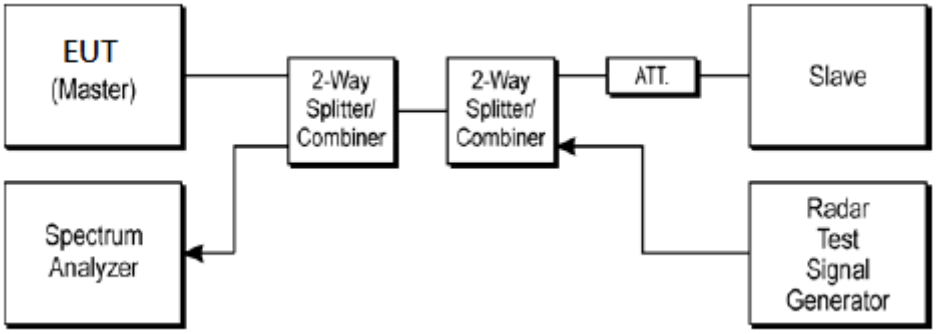

3.1.3 Calibration Deviation

There is no deviation with the original standard.

3.1.4 Radar Waveform Calibration Result

<20MHz / 5500MHz>

Radar Type 0	
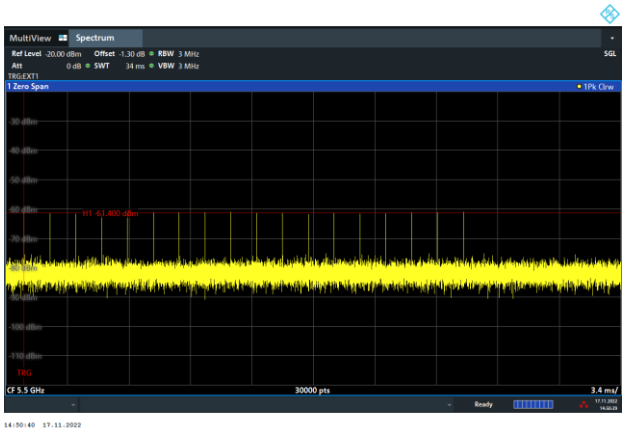	

Radar Type 1	Radar Type 2
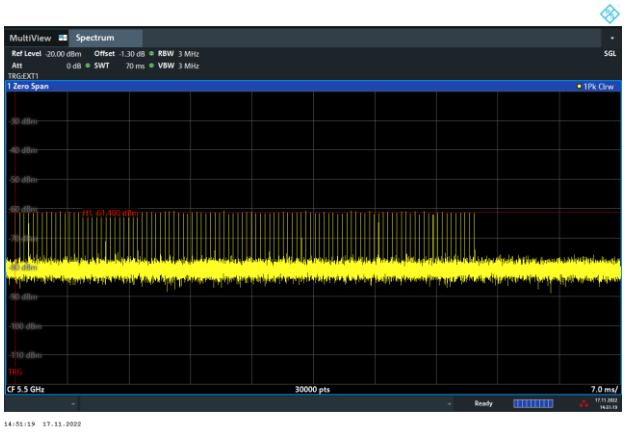	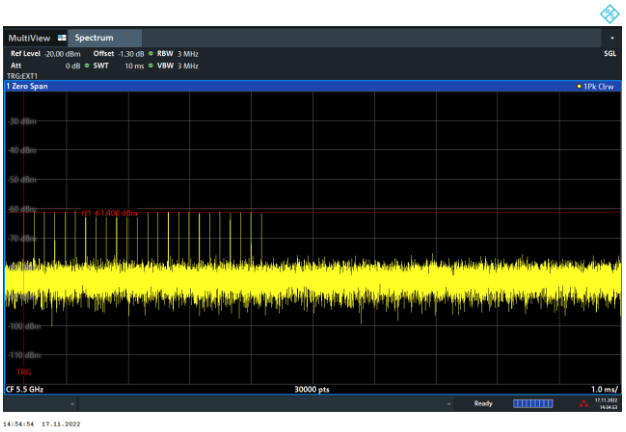

Radar Type 3	Radar Type 4
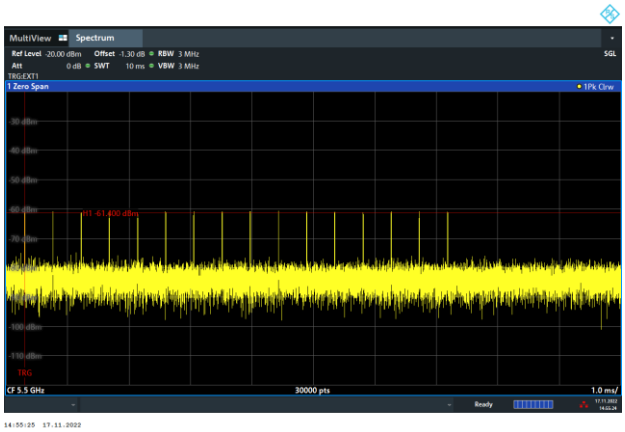	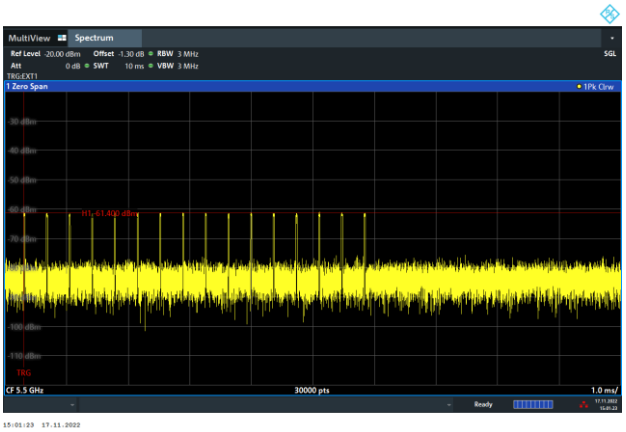

Single Burst of Radar Type 5	Single Burst of Radar Type 6
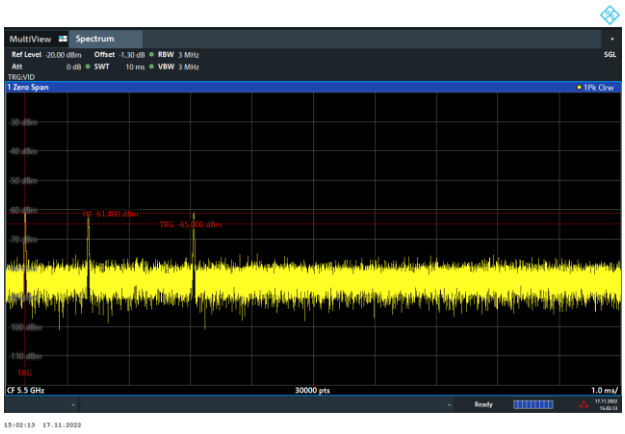	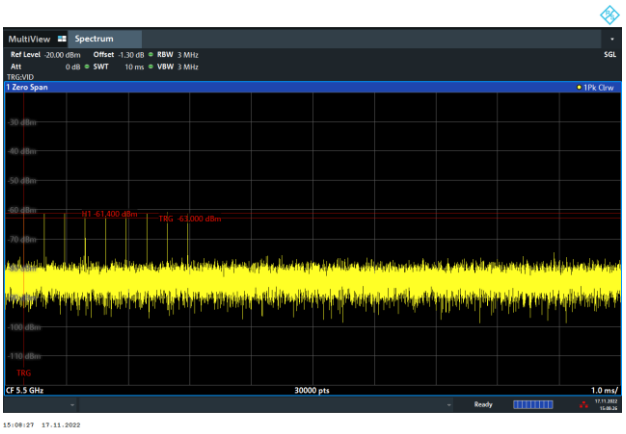

<40MHz / 5510MHz>

Radar Type 0	
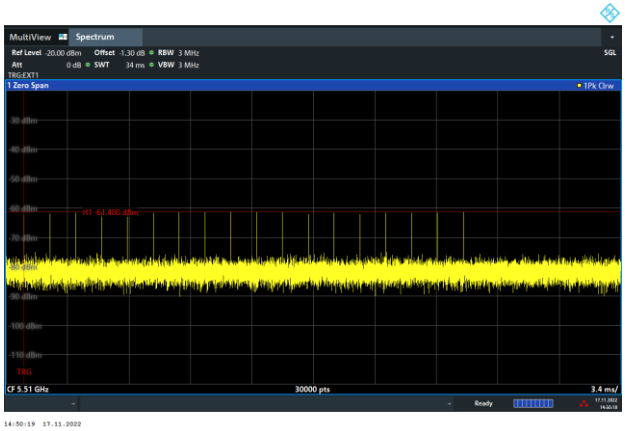	

Radar Type 1	Radar Type 2
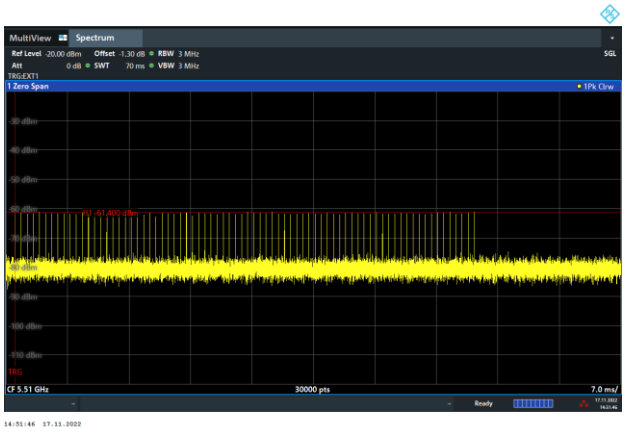	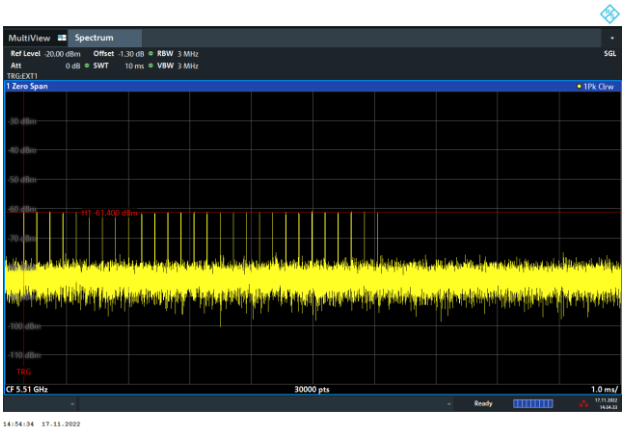

Radar Type 3	Radar Type 4
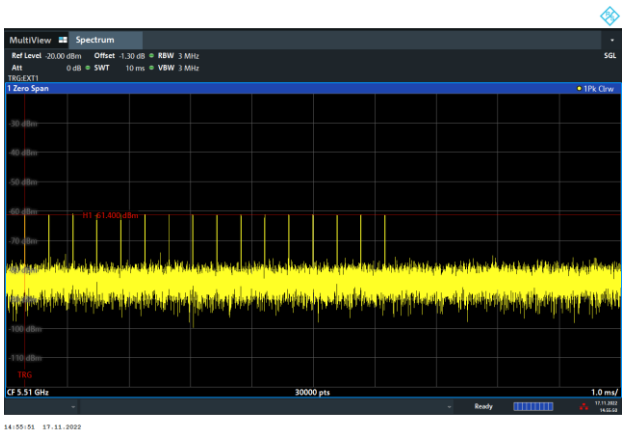	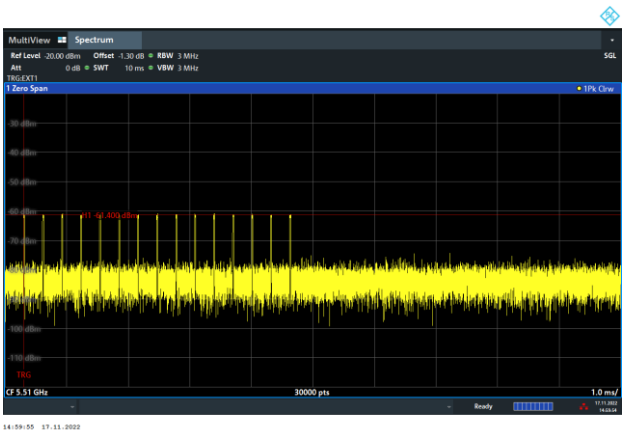

Single Burst of Radar Type 5	Single Burst of Radar Type 6
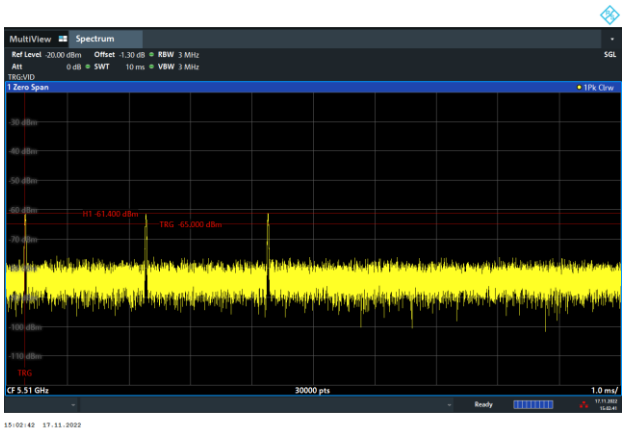	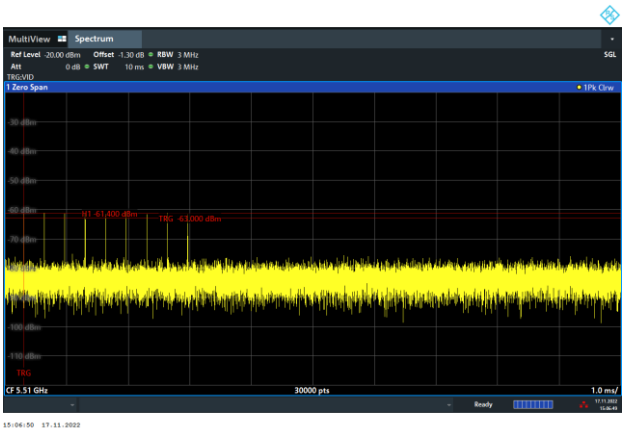

<80MHz / 5530MHz>

Radar Type 0	
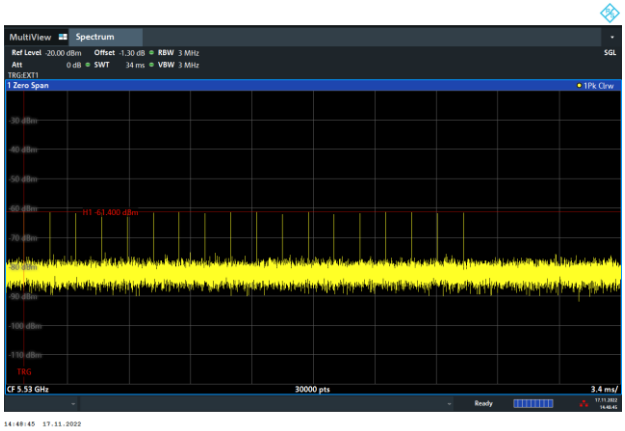	

Radar Type 1	Radar Type 2
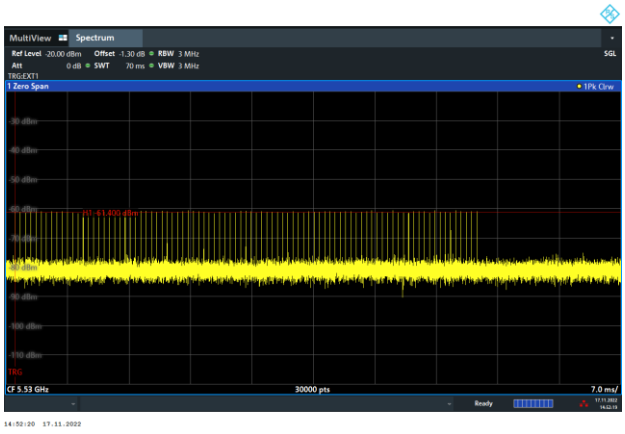	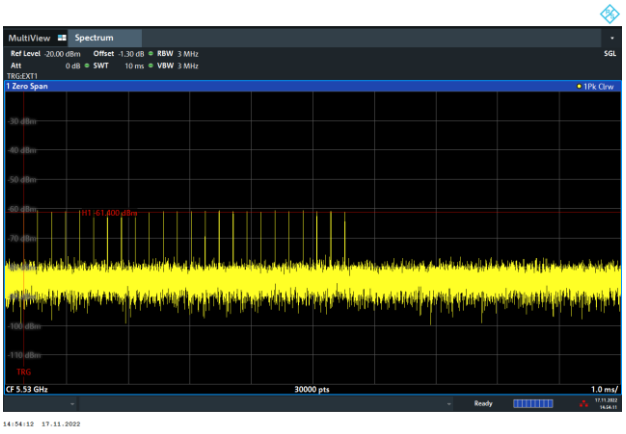

Radar Type 3	Radar Type 4
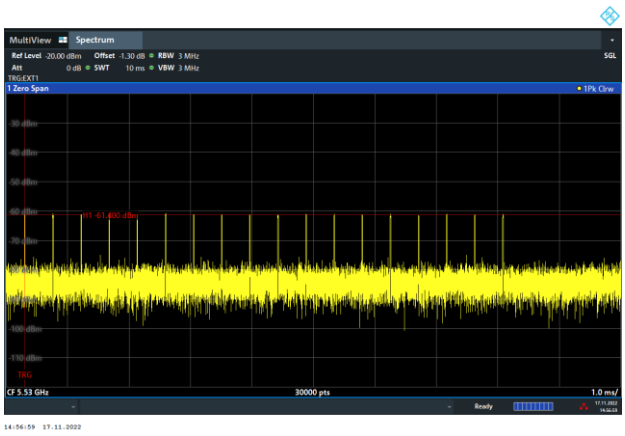	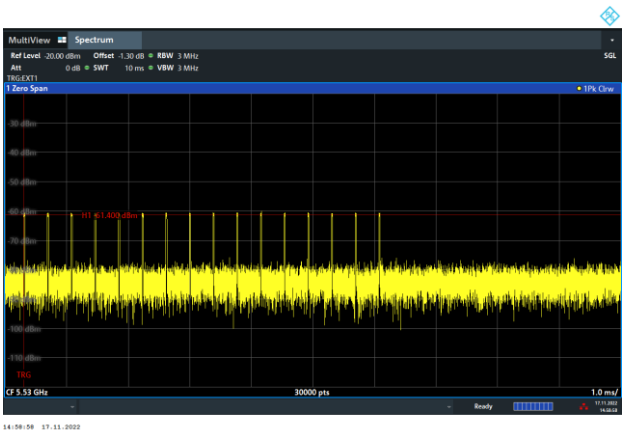

Single Burst of Radar Type 5	Single Burst of Radar Type 6
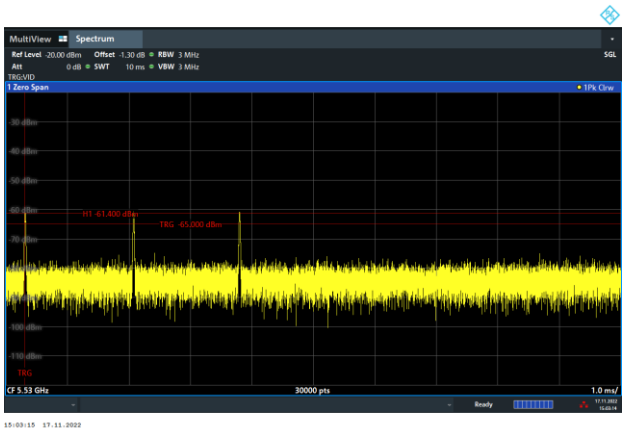	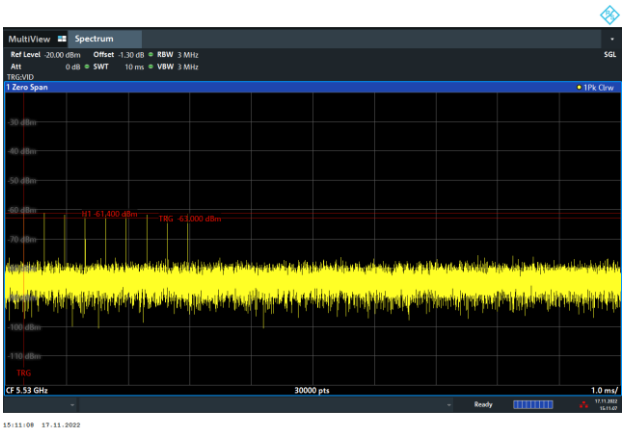

<80+80MHz / 5570MHz>

Radar Type 0	
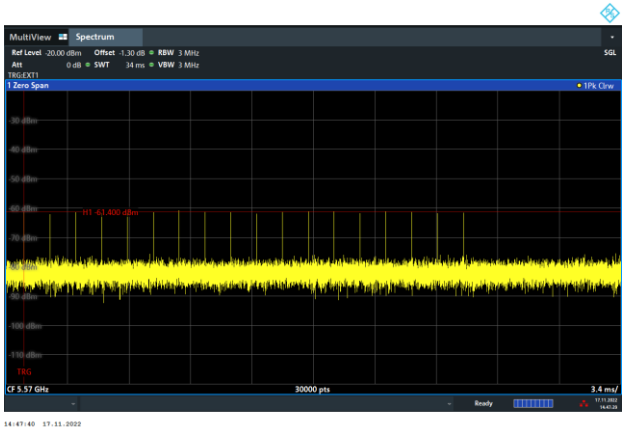	
Radar Type 1	**Radar Type 2**
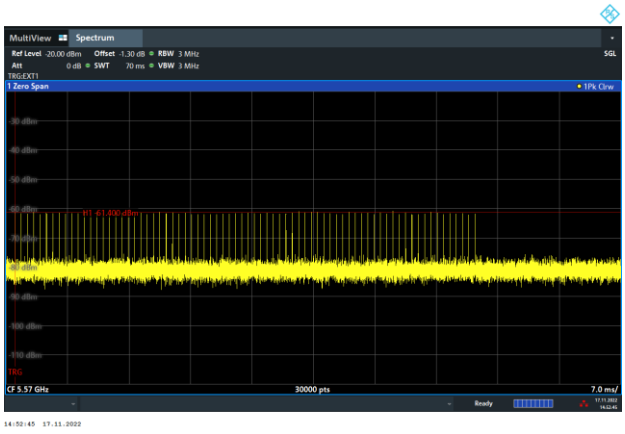	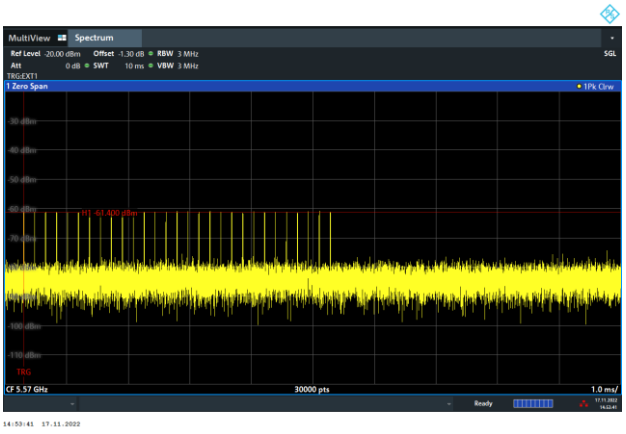
Radar Type 3	**Radar Type 4**
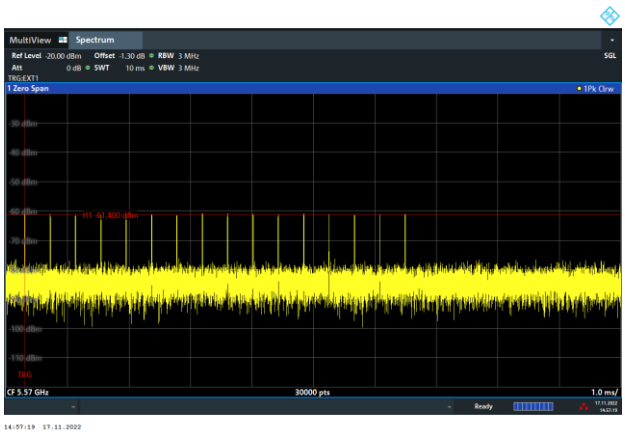	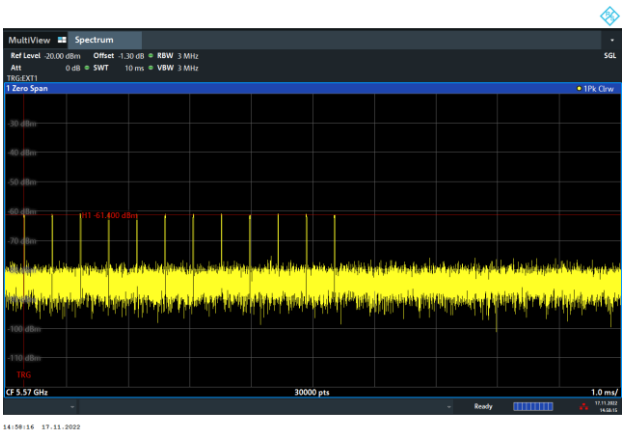

Single Burst of Radar Type 5	Single Burst of Radar Type 6
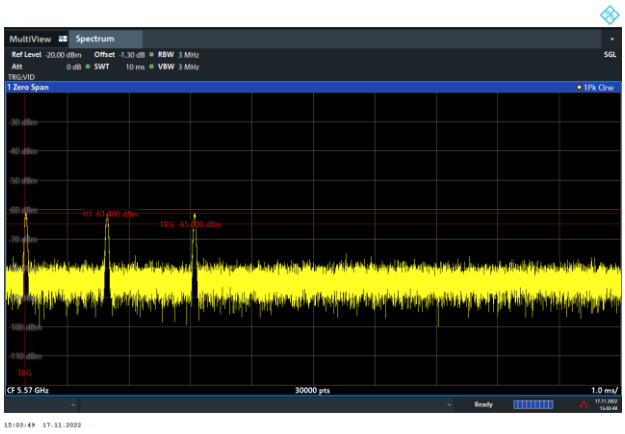	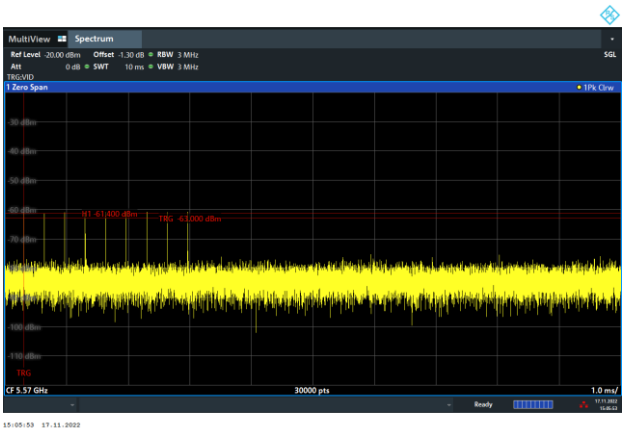

3.2 U-NII Detection Bandwidth

3.2.1 Limit of U-NII Detection Bandwidth

The U-NII Detection Bandwidth shall contain minimum 100% of the 99% power bandwidth.
During the U-NII Detection Bandwidth detection test, radar type 0 is used and for each frequency step the minimum percentage of detection is 90%. Measurements are performed with no data traffic.

3.2.2 Test Procedures

(1) Adjust the equipment to produce a single burst of the Short Pulse Radar Type 0 at the center frequency of the EUT Operating Channel at the specified DFS Detection Threshold level.
(2) Set the EUT up as a standalone device (no associated Client or Master, as appropriate) and no traffic. Frame based systems will be set to a talk/listen ratio of 0%/100% during this test.
(3) Generate a single radar burst, and note the response of the EUT. Repeat for a minimum of 10 trials. The EUT must detect the Radar Waveform using the specified U-NII Detection Bandwidth criterion.
(4) Starting at the center frequency of the EUT operating Channel, increase the radar frequency in 5 MHz steps, repeating the above test sequence, until the detection rate falls below the U-NII Detection Bandwidth criterion specified in report clause 2.3. Repeat this measurement in 1MHz steps at frequencies 5 MHz below where the detection rate begins to fall. Record the highest frequency (denote as F_H) at which detection is greater than or equal to the U-NII Detection Bandwidth criterion. Recording the detection rate at frequencies above FH is not required to demonstrate compliance.
(5) Starting at the center frequency of the EUT operating Channel, decrease the radar frequency in 5 MHz steps, repeating the above test sequence, until the detection rate falls below the U-NII Detection Bandwidth criterion specified in report clause 2.3. Repeat this measurement in 1MHz steps at frequencies 5 MHz above where the detection rate begins to fall. Record the lowest frequency (denote as F_L) at which detection is greater than or equal to the U-NII Detection Bandwidth criterion. Recording the detection rate at frequencies below FL is not required to demonstrate compliance.
(6) The U-NII Detection Bandwidth is calculated as follows:
U-NII Detection Bandwidth = $F_H - F_L$

3.2.3 Test Setup

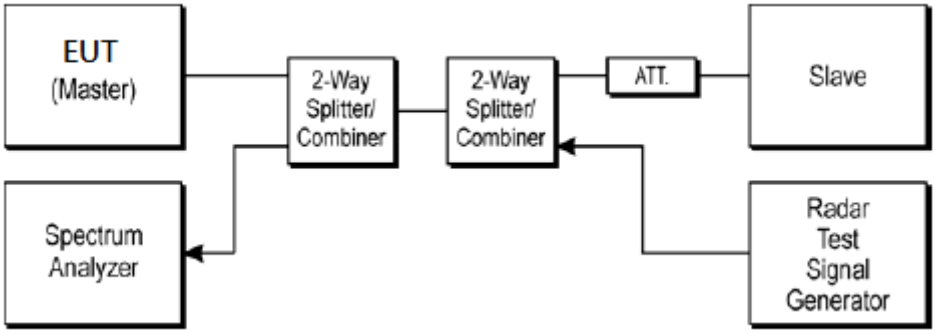

3.2.4 Test Deviation

There is no deviation with the original standard.

3.2.5 Result of U-NII Detection Bandwidth

<20MHz / 5500MHz>

Frequency (MHz)	Fc	Trial Number (Detection = V, No Detection = N)										Rate (%)	F_H/F_L
		1	2	3	4	5	6	7	8	9	10		
5489	-11	N	N	N	N	N	N	N	N	N	N	0	
5490	-10	Y	Y	Y	Y	Y	Y	Y	Y	Y	Y	100	F_L
5491	-9	Y	Y	Y	Y	Y	Y	Y	Y	N	Y	90	
5492	-8	Y	Y	Y	Y	Y	Y	Y	Y	Y	Y	100	
5493	-7	Y	Y	Y	Y	Y	Y	Y	Y	Y	Y	100	
5494	-6	Y	Y	Y	Y	Y	Y	Y	Y	Y	Y	100	
5495	-5	Y	Y	Y	Y	Y	Y	Y	Y	Y	Y	100	
5500	0	Y	Y	Y	Y	Y	Y	Y	Y	Y	Y	100	
5505	+5	Y	Y	Y	Y	Y	Y	Y	Y	Y	Y	100	
5506	+6	Y	Y	Y	Y	Y	Y	Y	Y	Y	Y	100	
5507	+7	Y	Y	Y	Y	Y	Y	Y	Y	Y	Y	100	
5508	+8	Y	N	Y	Y	Y	Y	Y	Y	Y	Y	90	
5509	+9	Y	Y	Y	Y	Y	Y	Y	Y	Y	Y	100	
5510	+10	Y	Y	Y	Y	Y	Y	Y	Y	Y	Y	100	F_H
5511	+11	N	N	N	N	N	N	N	N	N	N	0	
Detection Bandwidth = F_H – F_L =**5510** – **5490** = **20** MHz EUT 99% Bandwidth = **19.954** MHz (Refer to channel 100)													

<40MHz / 5510MHz>

Frequency (MHz)	Fc	Trial Number (Detection = V, No Detection = N)										Rate (%)	F_H/F_L
		1	2	3	4	5	6	7	8	9	10		
5489	-21	N	N	N	N	N	N	N	N	N	N	0	
5490	-20	Y	Y	Y	Y	Y	Y	Y	Y	Y	Y	100	F_L
5491	-19	Y	Y	Y	Y	Y	Y	Y	Y	Y	Y	100	
5492	-18	Y	Y	Y	Y	N	Y	Y	Y	Y	Y	90	
5493	-17	Y	Y	Y	Y	Y	Y	Y	Y	Y	Y	100	
5494	-16	Y	Y	Y	Y	Y	Y	Y	Y	Y	Y	100	
5495	-15	Y	Y	N	Y	Y	Y	Y	Y	Y	Y	90	
5500	-10	Y	Y	Y	Y	Y	Y	Y	Y	Y	Y	100	
5505	-5	Y	Y	Y	Y	Y	Y	Y	Y	Y	Y	100	
5510	0	Y	Y	Y	Y	Y	Y	Y	Y	Y	Y	100	
5515	+5	Y	Y	Y	Y	Y	Y	N	Y	Y	Y	90	
5520	+10	Y	Y	Y	Y	Y	Y	Y	Y	Y	Y	100	
5525	+15	Y	Y	Y	Y	Y	Y	Y	Y	Y	N	90	
5526	+16	Y	Y	Y	Y	Y	Y	Y	N	Y	Y	90	
5527	+17	Y	Y	Y	Y	Y	Y	Y	Y	Y	Y	100	
5528	+18	Y	Y	Y	Y	Y	Y	Y	Y	Y	Y	100	
5529	+19	Y	Y	Y	Y	Y	Y	Y	Y	Y	Y	100	
5530	+20	Y	Y	Y	Y	Y	Y	Y	Y	Y	Y	100	F_H
5531	+21	N	N	N	N	N	N	N	N	N	N	0	

Detection Bandwidth = F_H – F_L =**5530** – **5490** = **40** MHz

EUT 99% Bandwidth = **38.324** MHz (Refer to channel 102)

<80MHz / 5530MHz>

Frequency (MHz)	Fc	Trial Number (Detection = V, No Detection = N)										Rate (%)	F_H/F_L
		1	2	3	4	5	6	7	8	9	10		
5489	-41	N	N	N	N	N	N	N	N	N	N	0	
5490	-40	Y	Y	Y	Y	Y	Y	Y	Y	Y	Y	100	F_L
5491	-39	Y	Y	Y	Y	Y	Y	Y	N	Y	Y	90	
5492	-38	Y	Y	Y	Y	Y	Y	Y	Y	Y	Y	100	
5493	-37	Y	Y	Y	Y	Y	Y	Y	Y	Y	Y	100	
5494	-36	Y	Y	Y	Y	Y	Y	Y	Y	Y	Y	100	
5495	-35	Y	Y	Y	Y	Y	Y	Y	Y	Y	Y	100	
5500	-30	Y	Y	Y	Y	Y	Y	Y	Y	Y	Y	100	
5505	-25	Y	Y	Y	Y	Y	Y	Y	Y	Y	Y	100	
5510	-20	Y	Y	Y	Y	Y	Y	Y	Y	Y	Y	100	
5515	-15	Y	Y	Y	Y	Y	Y	Y	Y	Y	Y	100	
5520	-10	Y	Y	Y	Y	Y	Y	Y	Y	Y	Y	100	
5525	-5	Y	Y	Y	Y	Y	Y	Y	Y	Y	Y	100	
5530	0	Y	Y	Y	Y	Y	Y	Y	Y	Y	Y	100	
5535	+5	Y	Y	Y	Y	Y	Y	Y	Y	Y	Y	100	
5540	+10	Y	Y	Y	Y	Y	Y	Y	Y	Y	Y	100	
5545	+15	Y	Y	Y	Y	Y	Y	Y	Y	Y	Y	100	
5550	+20	Y	Y	Y	Y	Y	Y	Y	Y	Y	Y	100	
5555	+25	Y	Y	Y	Y	Y	Y	Y	Y	Y	Y	100	
5560	+30	Y	N	Y	Y	Y	Y	Y	Y	Y	Y	90	
5565	+35	Y	Y	Y	Y	Y	Y	Y	Y	Y	Y	100	
5566	+36	Y	Y	Y	Y	Y	Y	Y	Y	Y	Y	100	
5567	+37	Y	Y	Y	Y	N	Y	Y	Y	Y	Y	90	
5568	+38	Y	Y	Y	Y	Y	Y	Y	Y	Y	Y	100	
5569	+39	Y	Y	Y	Y	Y	Y	Y	Y	Y	Y	100	
5570	+40	Y	Y	Y	Y	Y	Y	Y	Y	Y	N	90	F_H
5571	+41	N	N	N	N	N	N	N	N	N	N	0	

Detection Bandwidth = F_H – F_L =**5570** – **5490** = **80** MHz

EUT 99% Bandwidth = **77.549** MHz (Refer to channel 106)

<80+80MHz / 5570MHz>

Frequency (MHz)	Fc	Trial Number (Detection = V, No Detection = N)										Rate (%)	F_H/F_L
		1	2	3	4	5	6	7	8	9	10		
5489	-81	N	N	N	N	N	N	N	N	N	N	0	
5490	-80	Y	Y	Y	Y	Y	Y	Y	Y	N	Y	90	F_L
5491	-79	Y	Y	Y	Y	Y	Y	Y	Y	Y	Y	100	
5492	-78	Y	Y	Y	Y	Y	Y	Y	Y	Y	Y	100	
5493	-77	Y	Y	Y	Y	Y	Y	Y	Y	Y	Y	100	
5494	-76	Y	Y	Y	Y	Y	Y	Y	Y	Y	Y	100	
5495	-75	Y	Y	Y	Y	Y	Y	Y	Y	Y	Y	100	
5500	-70	Y	Y	Y	Y	Y	Y	Y	Y	Y	Y	100	
5505	-65	Y	Y	Y	Y	Y	Y	Y	Y	Y	Y	100	
5510	-60	Y	Y	Y	Y	Y	Y	Y	Y	Y	Y	100	
5515	-55	Y	Y	Y	Y	Y	Y	Y	Y	Y	Y	100	
5520	-50	Y	Y	Y	Y	Y	Y	Y	Y	Y	Y	100	
5525	-45	Y	Y	Y	Y	Y	Y	Y	Y	Y	Y	100	
5530	-40	Y	Y	Y	Y	Y	Y	Y	Y	Y	Y	100	
5535	-35	Y	Y	Y	Y	Y	Y	Y	Y	Y	Y	100	
5540	-30	Y	Y	Y	Y	Y	Y	Y	Y	Y	Y	100	
5545	-25	Y	Y	Y	Y	Y	Y	Y	Y	Y	Y	100	
5550	-20	Y	Y	Y	Y	Y	Y	Y	Y	Y	Y	100	
5555	-15	Y	Y	Y	Y	Y	Y	Y	Y	Y	Y	100	
5560	-10	Y	Y	Y	Y	Y	Y	Y	Y	Y	Y	100	
5565	-5	Y	Y	Y	Y	Y	Y	Y	Y	Y	Y	100	
5570	0	Y	Y	Y	Y	Y	Y	Y	Y	Y	Y	100	
5575	+5	Y	Y	Y	Y	Y	Y	Y	Y	Y	Y	100	
5580	+10	Y	Y	Y	Y	Y	Y	Y	Y	Y	Y	100	
5585	+15	Y	Y	Y	Y	Y	Y	Y	Y	Y	Y	100	
5590	+20	Y	Y	Y	Y	Y	Y	Y	Y	Y	Y	100	
5595	+25	Y	Y	Y	Y	Y	Y	Y	Y	Y	Y	100	
5600	+30	Y	Y	Y	Y	Y	Y	Y	Y	Y	Y	100	

Frequency (MHz)	Fc	Trial Number (Detection = V, No Detection = N)										Rate (%)	F_H/F_L
		1	2	3	4	5	6	7	8	9	10		
5605	+35	Y	Y	Y	Y	Y	Y	Y	N	Y	Y	90	
5610	+40	Y	Y	Y	Y	Y	Y	Y	Y	Y	Y	100	
5615	+45	Y	Y	Y	Y	Y	Y	Y	Y	Y	Y	100	
5620	+50	Y	Y	Y	Y	Y	Y	Y	Y	Y	Y	100	
5625	+55	Y	Y	Y	Y	Y	Y	Y	Y	Y	Y	100	
5630	+60	Y	Y	Y	Y	Y	Y	Y	Y	Y	Y	100	
5635	+65	Y	Y	Y	Y	Y	Y	Y	Y	Y	Y	100	
5640	+70	Y	Y	Y	Y	Y	Y	Y	Y	Y	Y	100	
5645	+75	Y	Y	Y	Y	Y	Y	Y	Y	Y	Y	100	
5646	+76	Y	Y	Y	Y	Y	Y	Y	Y	Y	Y	100	
5647	+77	Y	Y	Y	Y	Y	Y	Y	Y	Y	Y	100	
5648	+78	Y	Y	Y	Y	Y	Y	Y	Y	Y	Y	100	F_H
5649	+79	Y	N	Y	Y	N	Y	N	Y	N	N	50	
Detection Bandwidth = F_H – F_L =**5648** – **5490** = **158** MHz EUT 99% Bandwidth = **155.399** MHz (Refer to channel 114)													

3.3 Channel Availability Check

3.3.1 Limit of Channel Availability Check

The Initial Channel Availability Check Time tests that the EUT does not emit beacon, control, or data signals on the test Channel until the power-up sequence has been completed and the U-NII device checks for radar waveforms for **one minute** on the test Channel.

3.3.2 Test Procedures of Initial Channel Availability Check Time

This test does not use any radar waveforms and only needs to be performed one time.

(1) The U-NII devices will be powered on and be instructed to operate on the appropriate U-NII Channel that must incorporate DFS functions. At the same time the EUT is powered on, the spectrum analyzer will be set to zero span mode with a 3 MHz RBW and 3 MHz VBW on the Channel occupied by the radar (Chr) with a 2.5 minute sweep time. The spectrum analyzer's sweep will be started at the same time power is applied to the U-NII device.
(2) The EUT should not transmit any beacon or data transmissions until at least 1 minute after the completion of the power-on cycle.

3.3.3 Radar Burst at the Beginning of the Channel Availability Check Time

The steps below define the procedure to verify successful radar detection on the test Channel during a period equal to the Channel Availability Check Time and avoidance of operation on that Channel when a radar Burst with a level equal to the DFS Detection Threshold + 1 dB occurs at the beginning of the Channel Availability Check Time. This is illustrated in Figure 15.

(1) The Radar Waveform generator and EUT are connected using the applicable test setup and the power of the EUT is switched off.
(2) The EUT is powered on at T0. T1 denotes the instant when the EUT has completed its power-up sequence (Tpower_up). The Channel Availability Check Time commences on Chr at instant T1 and will end no sooner than T1 + Tch_avail_check.
(3) A single Burst of one of the Short Pulse Radar Types 1-4 will commence within a 6 second window starting at T1. An additional 1 dB is added to the radar test signal to ensure it is at or above the DFS Detection Threshold, accounting for equipment variations/errors.
(4) Visual indication or measured results on the EUT of successful detection of the radar Burst will be recorded and reported. Observation of Chr for EUT emissions will continue for 2.5 minutes after the radar Burst has been generated.
(5) Verify that during the 2.5 minute measurement window no EUT transmissions occurred on Chr. The Channel Availability Check results will be recorded.

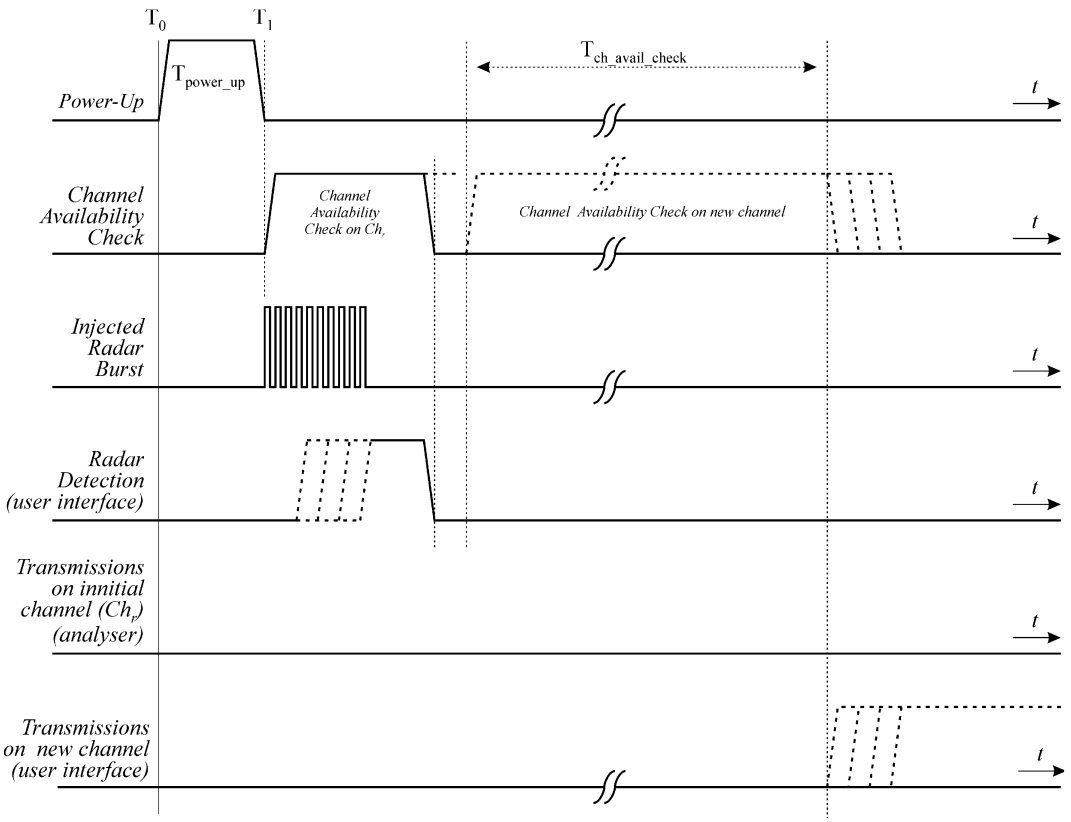

Figure 15: Example of timing for radar testing at the beginning of the Channel Availability Check Time

3.3.4 Radar Burst at the End of the Channel Availability Check Time

The steps below define the procedure to verify successful radar detection on the test Channel during a period equal to the Channel Availability Check Time and avoidance of operation on that Channel when a radar Burst with a level equal to the DFS Detection Threshold + 1dB occurs at the end of the Channel Availability Check Time. This is illustrated in Figure 16.

(1) The Radar Waveform generator and EUT are connected using the applicable test setup and the power of the EUT is switched off.
(2) The EUT is powered on at T0. T1 denotes the instant when the EUT has completed its power-up sequence (Tpower_up). The Channel Availability Check Time commences on Chr at instant T1 and will end no sooner than T1 + Tch_avail_check.
(3) A single Burst of one of the Short Pulse Radar Types 1-4 will commence within a 6 second window starting at T1 + 54 seconds. An additional 1 dB is added to the radar test signal to ensure it is at or above the DFS Detection Threshold, accounting for equipment variations/errors.
(4) Visual indication or measured results on the EUT of successful detection of the radar Burst will be recorded and reported. Observation of Chr for EUT emissions will continue for 2.5 minutes after the radar Burst has been generated.
(5) Verify that during the 2.5 minute measurement window no EUT transmissions occurred on Chr. The Channel Availability Check results will be recorded.

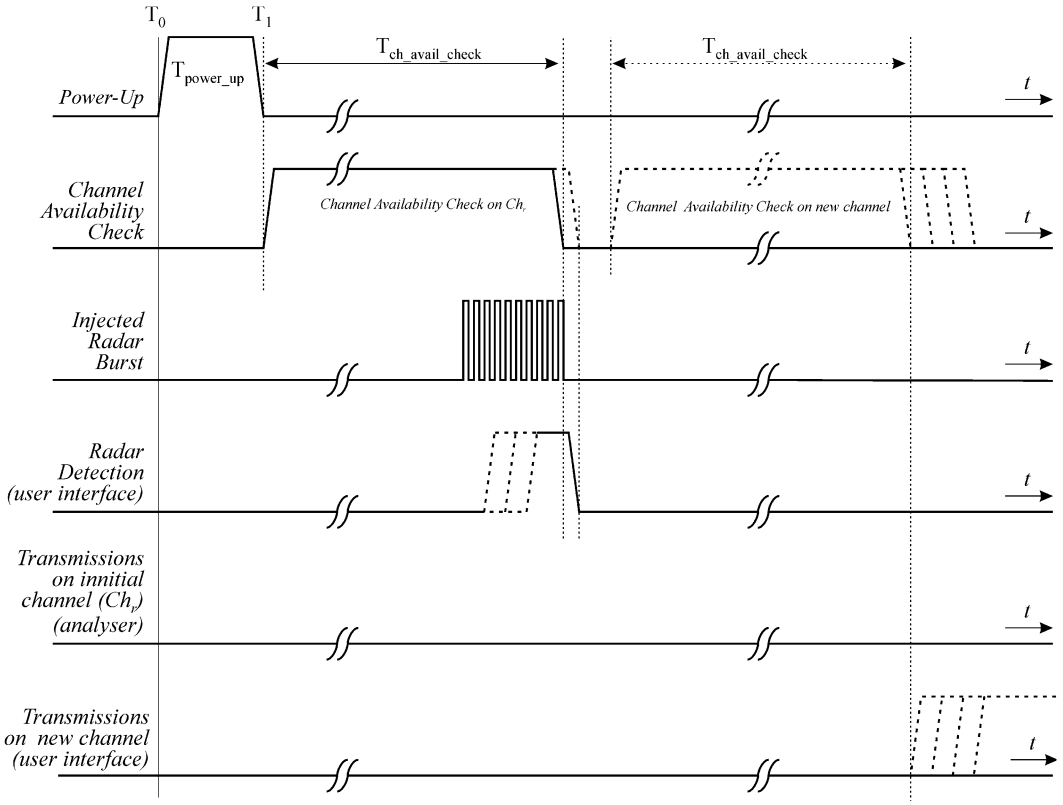

Figure 16: Example of timing for radar testing towards the end of the Channel Availability Check Time

3.3.5 Test Setup

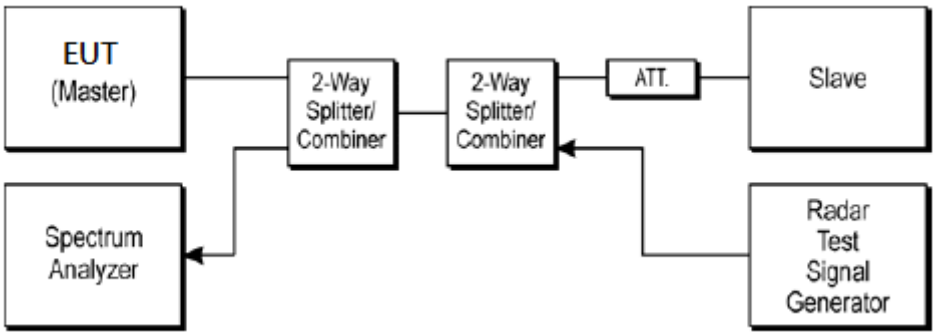

3.3.6 Test Deviation

There is no deviation with the original standard.

3.3.7 Result of Channel Availability Check Time

<80+80MHz / 5570MHz>

EUT Power up and Initial Channel Availability Check Time	
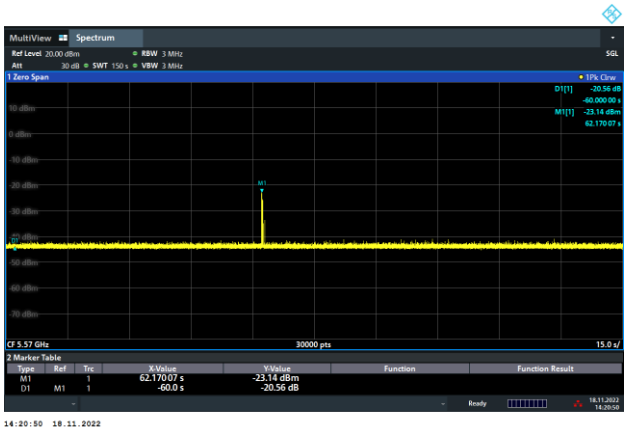	
Radar Burst at the Beginning of the Channel Availability Check Time	**Radar Burst at the End of the Channel Availability Check Time**

Marker 1 (Delta2): 60 seconds before End of Channel Availability Check

Marker 2: End of Channel Availability Check

Marker 3: 54 seconds or 6 seconds before End of Channel Availability Check

3.4 In-Service Monitoring: Channel Move Time, Channel Closing Transmission Time and Non-Occupancy Period

3.4.1 Limit of In-Service Monitoring

The EUT has In-Service Monitoring function to continuously monitor the radar signals, If radar is detected, it must leave the channel (Shutdown). The Channel Move Time to cease all transmissions on the current Channel upon detection of a Radar Waveform above the DFS Detection Threshold within 10 sec. The total duration of Channel Closing Transmission Time is comprised of 200 milliseconds starting at the beginning of the Channel Move Time plus any additional intermittent control signals required to facilitate Channel changes (an aggregate of 60 milliseconds) during the remainder of the 10 second period. The aggregate duration of control signals will not count quiet periods in between transmissions.
Non-Occupancy Period time is 30 minute during which a Channel will not be utilized after a Radar Waveform is detected on that Channel.

3.4.2 Test Procedures

(1) One frequency will be chosen from the Operating Channels of the EUT within the 5250-5350 MHz or 5470-5725 MHz bands. For 802.11 devices, the test frequency must contain control signals. This can be verified by disabling channel loading and monitoring the spectrum analyzer. If no control signals are detected, another frequency must be selected within the emission bandwidth where control signals are detected.
(2) In case the EUT is a Master Device, a U-NII device operating as a Client Device will be used and it is assumed that the Client will associate with the EUT (Master). For radiated tests, the emissions of the Radar Waveform generator will be directed towards the Master Device. If the Master Device has antenna gain, the main beam of the antenna will be directed toward the radar emitter. Vertical polarization is used for testing.
(3) The TCP protocol unicast data stream was generated by the iperf software command line with at least 17% activity ratio over any 100ms period.
(4) Timing plots are reported with calculations demonstrating a minimum channel loading of approximately 17% or greater. For example, channel loading can be estimated by setting the spectrum analyzer for zero span and approximate the Time On/ (Time On + Off Time).
(5) At time T0 the Radar Waveform generator sends a Burst of pulses for one of the Short Pulse Radar Types 1-4 at DFS Detection Threshold levels on the Operating Channel. An additional 1 dB is added to the radar test signal to ensure it is at or above the DFS Detection Threshold, accounting for equipment variations/errors.
(6) Observe the transmissions of the EUT at the end of the radar Burst on the Operating Channel for duration greater than 10 seconds. Measure and record the transmissions from the EUT during the observation time (Channel Move Time). Measure and record the Channel Move Time and Channel Closing Transmission Time if radar detection occurs.

(7) When operating as a Master Device, monitor the EUT for more than 30 minutes following instant T2 to verify that the EUT does not resume any transmissions on this Channel. Perform this test once and record the measurement result.

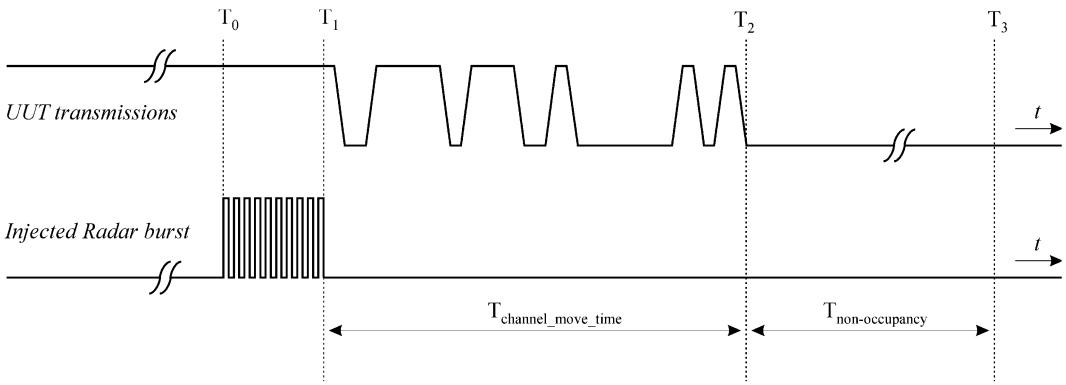

(8) One 12 seconds plot is reported for the Short Pulse Radar Type 0.

(9) Measurement of the aggregate duration of the Channel Closing Transmission Time method. With the spectrum analyzer set to zero span tuned to the center frequency of the EUT operating channel at the radar simulated frequency, peak detection, and max hold, the dwell time per bin is given by: Dwell (0.4ms)= S (12000ms) / B (30000); where Dwell is the dwell time per spectrum analyzer sampling bin, S is the sweep time and B is the number of spectrum analyzer sampling bins. An upper bound of the aggregate duration of the intermittent control signals of Channel Closing Transmission Time is calculated by: C (ms)= N X Dwell (0.4 ms); where C is the Closing Time, N is the number of spectrum analyzer sampling bins (intermittent control signals) showing a U-NII transmission and Dwell is the dwell time per bin.

3.4.3 Test Setup

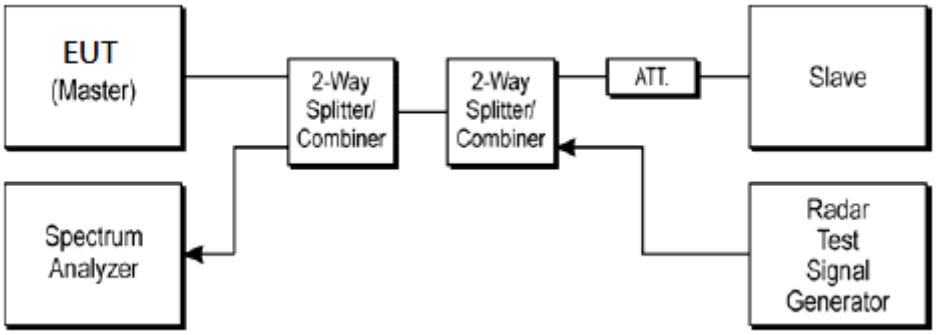

3.4.4 Test Deviation

There is no deviation with the original standard.

3.4.5 Result of Channel Move Time, Channel Closing Transmission Time and Non-Occupancy Period for Client Beacon Test

Test Mode :	Master	**Temperature :**	22.5~25.8℃
Test Engineer :	Rebecca Li	**Relative Humidity :**	49.5~58.7%

BW / Channel	Test Item	Test Result	Limit	Pass/Fail
<80+80MHz / 5570MHz>	Channel Move Time	**2.497283 s**	**＜ 10s**	**Pass**
	Channel Closing Transmission Time	**200ms + 2 ms**	**＜ 260ms**	**Pass**
	Non-Occupancy Period	**≥ 30**	**≥ 30 min**	**Pass**

Note: The Channel Closing Transmission Time is comprised of 200 milliseconds starting at the beginning of the Channel Move Time plus any additional intermittent control signals required to facilitate a Channel move (an aggregate of 60 milliseconds) during the remainder of the 10 seconds period. The aggregate duration of control signals will not count quiet periods in between transmissions.

3.4.6 Channel Move Time, Channel Closing Transmission Time and Non-Occupancy Period Test Plots

<80+80MHz / 5570MHz> In-Service Monitoring

Channel Move Time &
Channel Closing Transmission Time

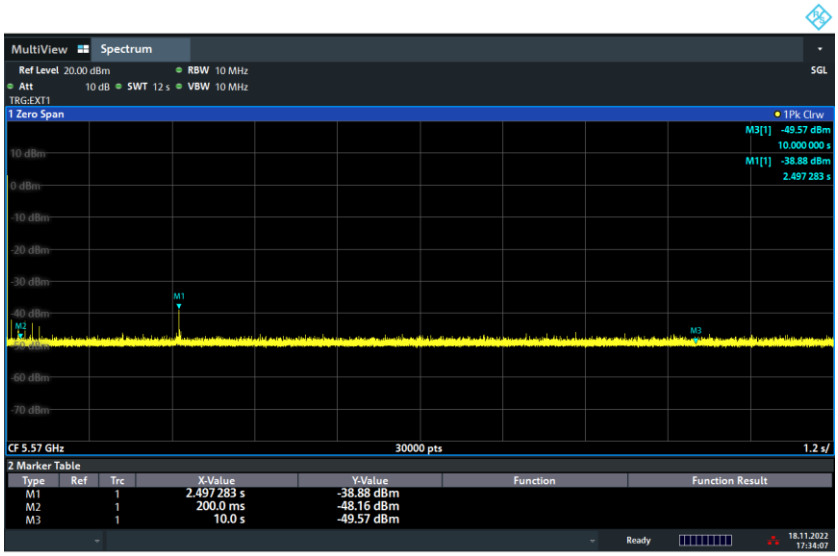

Non-Occupancy Period

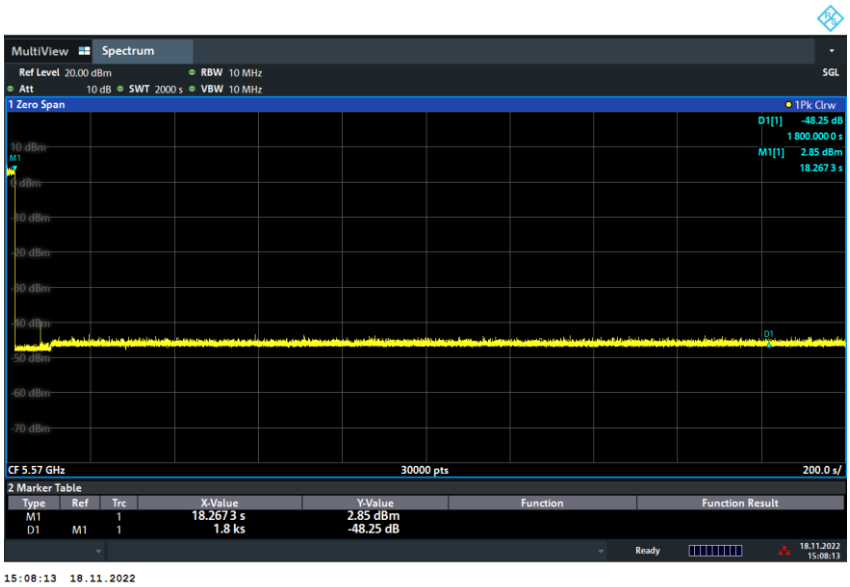

Note:

Dwell (0.4 ms)= Sweep Time (12000 ms) / Sweep Point Bins (30000)

Channel Closing Transmission Time (200 + 2 ms) = 200 + Number (5) X Dwell (0.4 ms) < 260ms

3.4.7 Long Pulsed Radar Type Channel Move Time Test Plots (22second)

<80+80MHz / 5570MHz> Radar Type 5
Channel Move Time

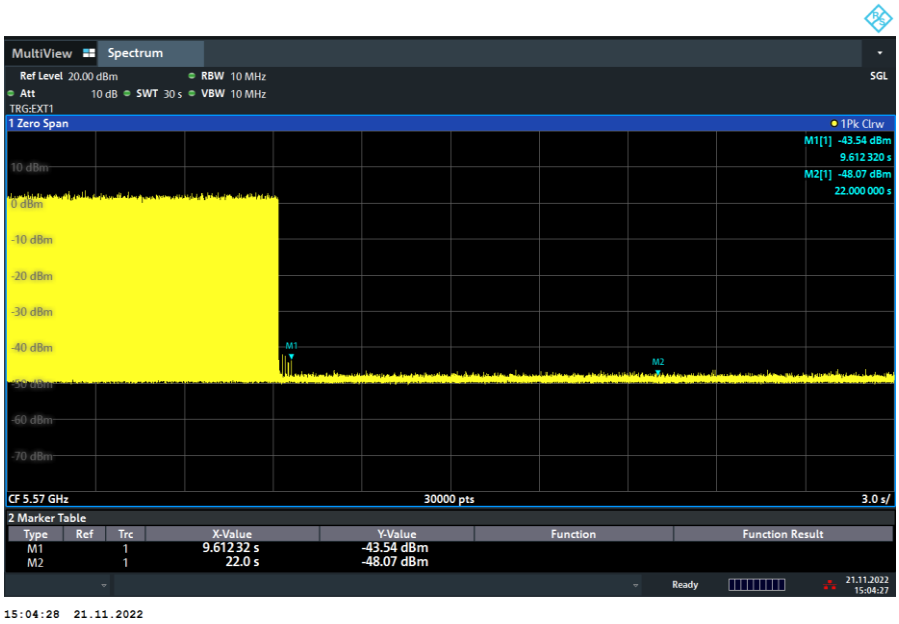

15:04:28 21.11.2022

3.4.8 Data Traffic Channel Loading and Noise Floor Plots

EUT data traffic (Master)	Channel Loading > 17% (Master)
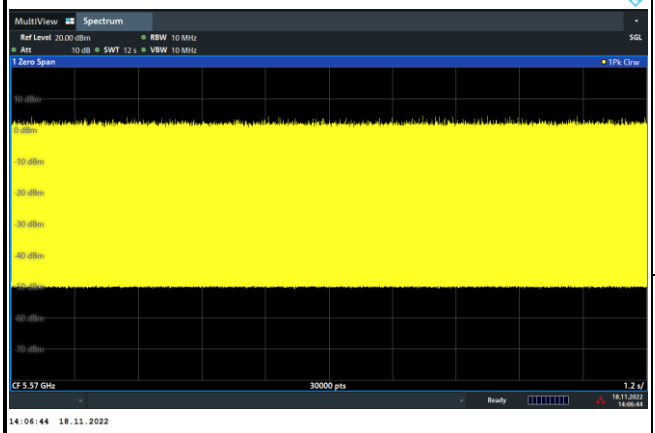	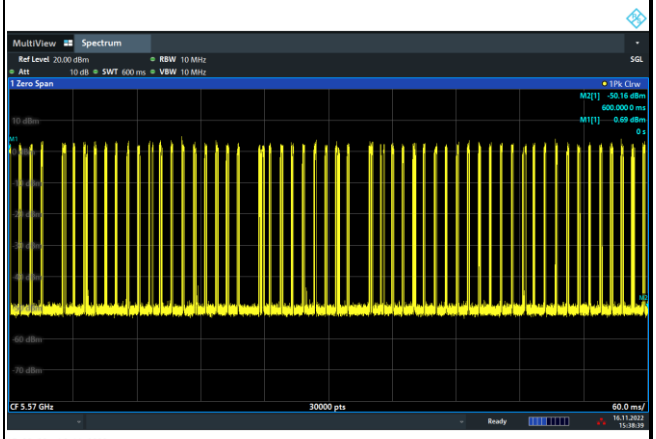

Noise Floor (No transmission)
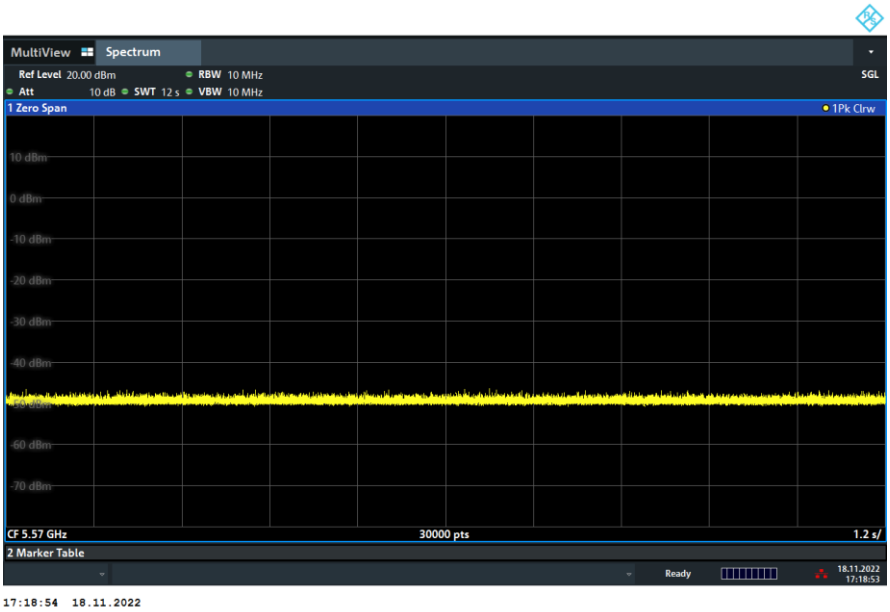

3.5 Statistical Performance Check

3.5.1 Limit of Statistical Performance Check

Short Pulse Radar Test

Once the performance requirements check is complete, statistical data will be gathered, to determine the ability of the device to detect the radar test waveforms (Short Pulse Radar Types 1-4) found in **Table 5**. The device can utilize a test mode to demonstrate when detection occurs to prevent the need to reset the device between trials. The percentage of successful detection is calculated by:

$$\frac{TotalWaveformDetections}{TotalWaveformTrials} \times 100$$ = Percentage of Successful Detection *Radar Waveform* N = P_dN

In addition an aggregate minimum percentage of successful detection across all Short Pulse Radar Types 1-4 is required and is calculated as follows:

$$\frac{P_d 1 + P_d 2 + P_d 3 + P_d 4}{4}$$

The minimum number of trails, minimum percentage of successful detection and the aggregate minimum percentage of successful detection are found in **Table 5**.

Table 5 – Short Pulse Radar Test Waveforms

Radar Type	Pulse Width (µsec)	PRI (µsec)	Number of Pulses	Minimum Percentage of Successful Detection	Minimum Number of Trials
1	1	1428	18	60%	30
2	1-5	150-230	23-29	60%	30
3	6-10	200-500	16-18	60%	30
4	11-20	200-500	12-16	60%	30
Aggregate (Radar Types 1-4)				80%	120

A minimum of 30 unique waveforms are required for each of the Short Pulse Radar Types 1 through 4. For Short Pulse Radar Type 0, the same waveform is used a minimum of 30 times. If more than 30 waveforms are used for Short Pulse Radar Types 1 through 4, then each additional waveform must also be unique and not repeated from the previous waveforms.

Radar Type	Number of Trials	Number of Successful Detections	Minimum Percentage of Successful Detection
1	35	29	82.9%
2	30	18	60%
3	30	27	90%
4	50	44	88%
Aggregate (82.9% + 60% + 90% + 88%)/4 = 80.2%			

Long Pulse Radar Test

Statistical data will be gathered to determine the ability of the device to detect the Long Pulse Radar Type 5 found in **Table 6**. The device can utilize a test mode to demonstrate when detection occurs to prevent the need to reset the device between trials.

Table 6 – Long Pulse Radar Test Waveform

Radar Type	Pulse Width (µsec)	Chirp Width (MHz)	PRI (µsec)	Number of Pulses per *Burst*	Number of *Bursts*	Minimum Percentage of Successful Detection	Minimum Number of Trials
5	50-100	5-20	1000-2000	1-3	8-20	80%	30

The parameters for this waveform are randomly chosen. Thirty unique waveforms are required for the Long Pulse Radar Type waveforms. If more than 30 waveforms are used for the Long Pulse Radar Type waveforms, then each additional waveform must also be unique and not repeated from the previous waveforms.

Three subsets of trials will be performed with a minimum of ten trials per subset.
The subset of trials differs in where the Long Pulse Type 5 Signal is tuned in frequency:
a) The Channel center frequency (subset case 1).
b) Tuned frequencies such that 90% of the Long Pulse Type 5 frequency modulation is within the low edge of the UUT Occupied Bandwidth (subset case 2).
c) Tuned frequencies such that 90% of the Long Pulse Type 5 frequency modulation is within the high edge of the UUT Occupied Bandwidth (subset case 3).

For subset case 1: the center frequency of the signal generator will remain fixed at the center of the UUT Channel.
For subset case 2: to retain 90% frequency overlap between the radar signal and the UUT Occupied Bandwidth, the center frequency of the signal generator will vary for each of the ten trials in subset case 2. The center frequency of the signal generator for each trial is calculated by: $FL + (0.4 * Chirp\ Width\ [in\ MHz])$
For subset case 3: to retain 90% frequency overlap between the radar signal and the UUT Occupied Bandwidth, the center frequency of the signal generator will vary for each of the ten trials in subset case 3. The center frequency of the signal generator for each trial is calculated by: $FH - (0.4 * Chirp\ Width\ [in\ MHz])$

a) Channel center frequency (subset case 1)

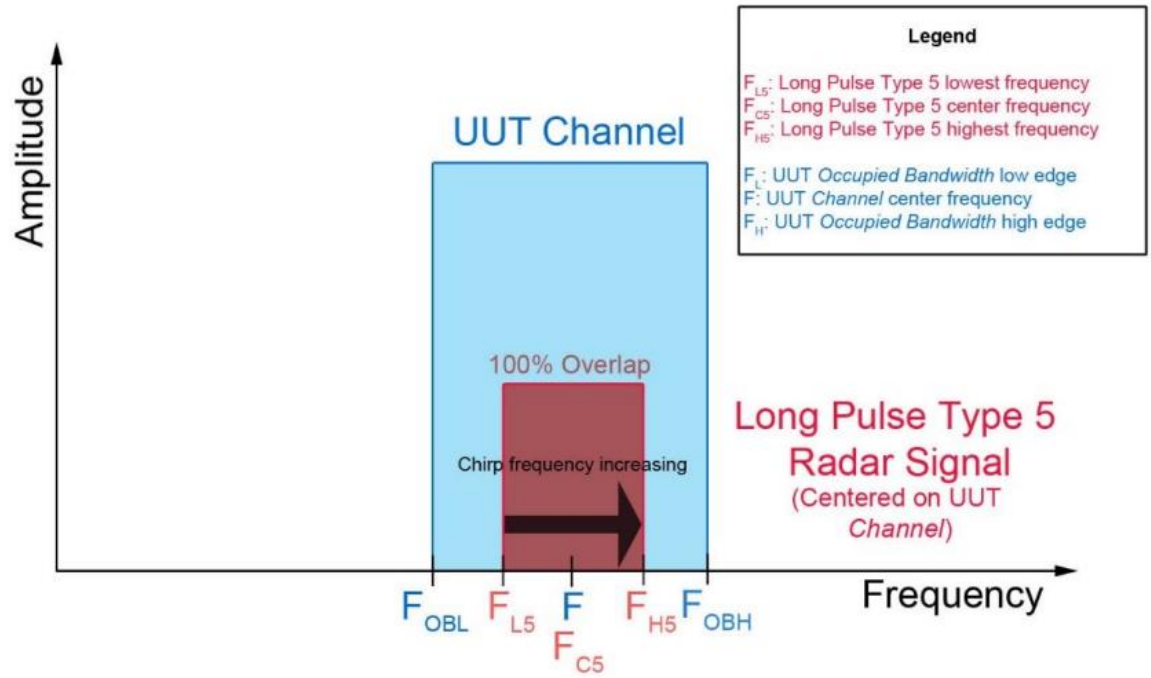

b) Tuned frequencies such that 90% of the Long Pulse Type 5 frequency modulation is within the low edge of the UUT Occupied Bandwidth. (subset case 2)

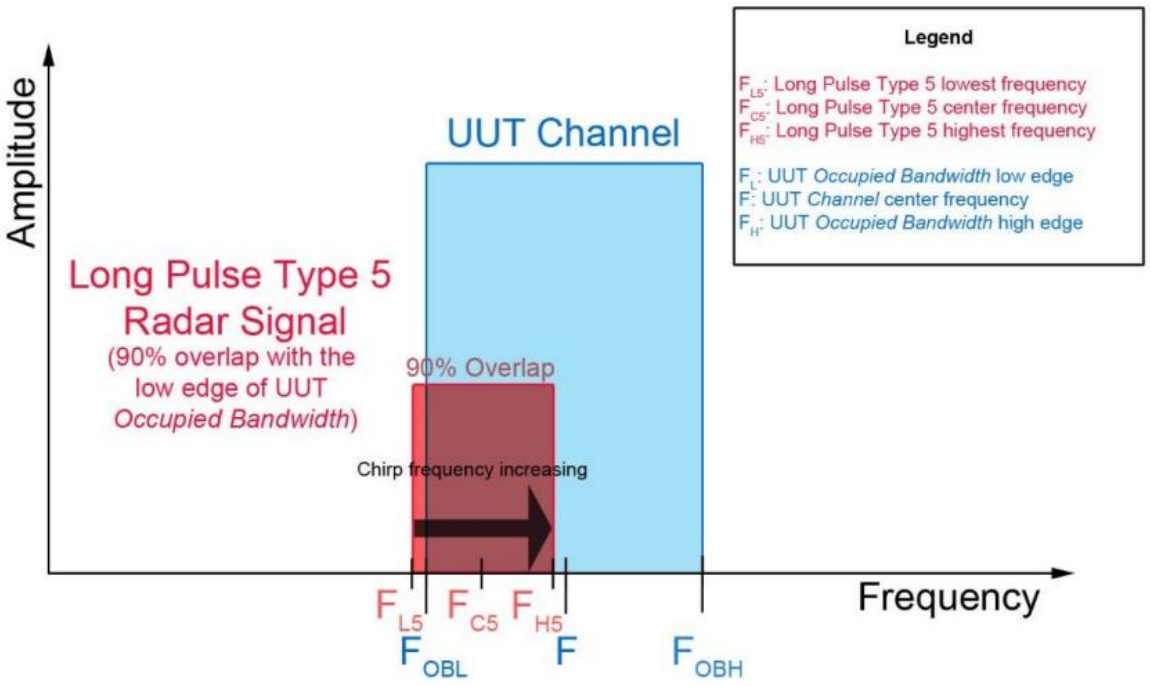

c) Tuned frequencies such that 90% of the Long Pulse Type 5 frequency modulation is within the high edge of the UUT Occupied Bandwidth. (subset case 3)

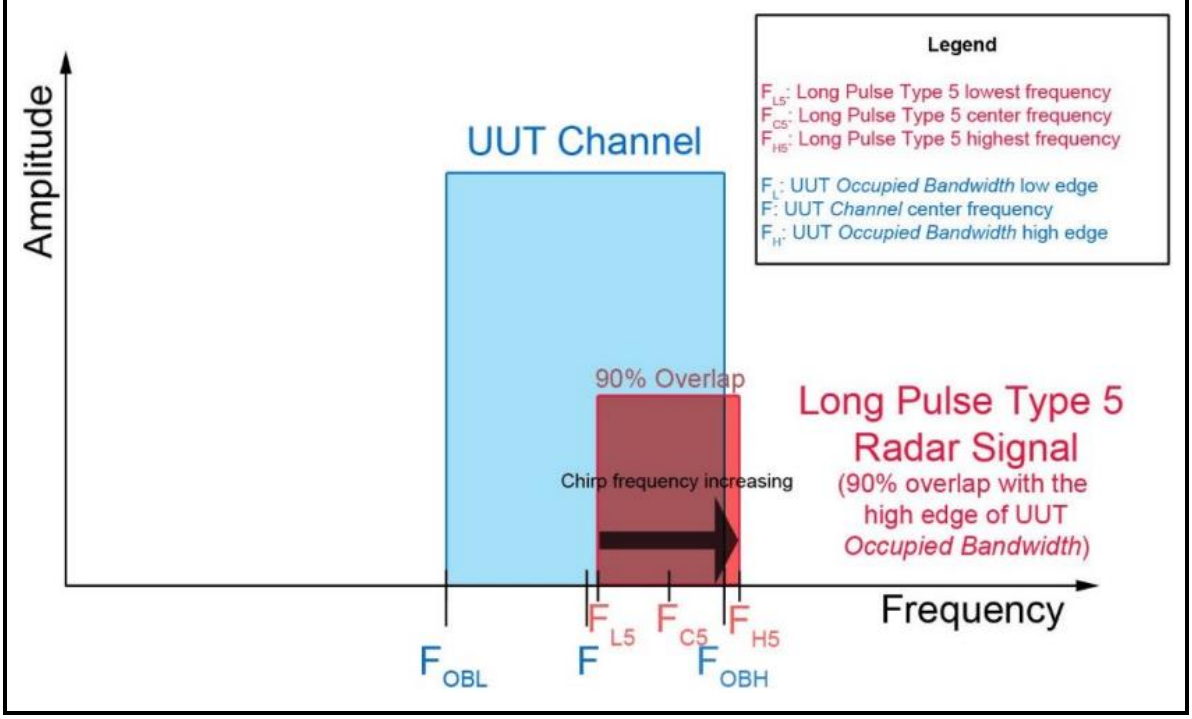

The percentage of successful detection is calculated by:

$$\frac{TotalWaveformDetections}{TotalWaveformTrials} \times 100$$

Frequency Hopping Radar Test

Statistical data will be gathered to determine the ability of the device to detect the Frequency Hopping radar test signal (radar type 6) found in **Table 7**. The device can utilize a test mode to demonstrate when detection occurs to prevent the need to reset the device between trial runs. The probability of successful detection is calculated by:

$$\frac{TotalWaveformDetections}{TotalWaveformTrials} \times 100$$

Table 7 – Frequency Hopping Radar Test Waveform

Radar Type	Pulse Width (µsec)	PRI (µsec)	Pulses per Hop	Hopping Rate (kHz)	Hopping Sequence Length (msec)	Minimum Percentage of Successful Detection	Minimum Number of Trials
6	1	333	9	0.333	300	70%	30

For the Frequency Hopping Radar Type, the same *Burst* parameters are used for each waveform. The hopping sequence is different for each waveform and a 100-length segment is selected from the hopping sequence defined by the following algorithm:

The first frequency in a hopping sequence is selected randomly from the group of 475 integer frequencies from 5250 – 5724 MHz. Next, the frequency that was just chosen is removed from the group and a frequency is randomly selected from the remaining 474 frequencies in the group. This process continues until all 475 frequencies are chosen for the set. For selection of a random frequency, the frequencies remaining within the group are always treated as equally likely.

3.5.2 Test Procedures

(1) One frequency will be chosen from the Operating Channels of the EUT within the 5250-5350 MHz or 5470-5725 MHz bands.
(2) In case the EUT is a Master Device, a U-NII device operating as a Client Device will be used and it is assumed that the Client will associate with the EUT (Master). If the Master Device has antenna gain, the main beam of the antenna will be directed toward the radar emitter. Vertical polarization is used for testing.
(3) The TCP protocol unicast data stream was generated by the iperf software command line with at least 17% activity ratio over any 100ms period.
(4) At time T0 the Radar Waveform generator sends a Burst of pulses for each of the Radar Types 1-6 at DFS Detection Threshold levels on the Operating Channel. An additional 1 dB is added to the radar test signal to ensure it is at or above the DFS Detection Threshold, accounting for equipment variations/errors.
(5) Observe the transmissions of the EUT at the end of the Burst on the Operating Channel for duration greater than 10 seconds for Short Pulse Radar Types 1-4 and 6 to ensure detection occurs.
(6) Observe the transmissions of the EUT at the end of the Burst on the Operating Channel for duration greater than 22 seconds for Long Pulse Radar Type 5 to ensure detection occurs.

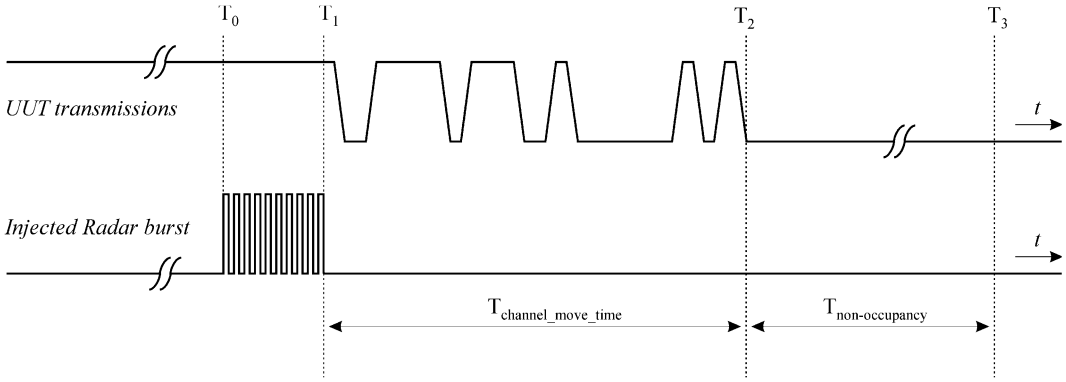

3.5.3 Test Setup

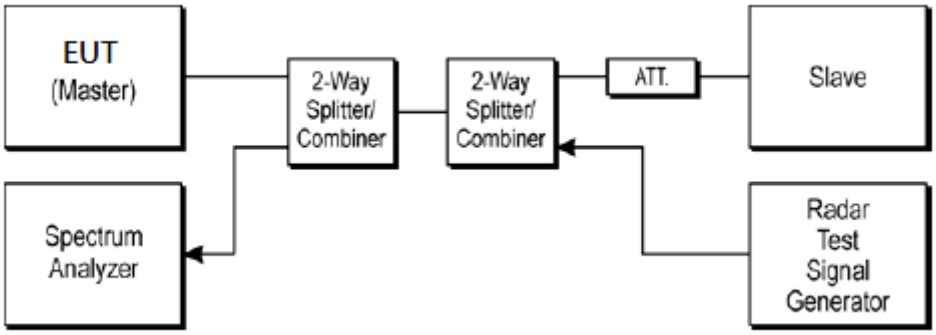

3.5.4 Test Deviation

There is no deviation with the original standard.

3.5.5 Result of Statistical Performance Check

<20MHz /5500MHz>

(Detection = Y, No Detection = N)						
Trial Number	**Type 1**	**Type 2**	**Type 3**	**Type 4**	**Type 5**	**Type 6**
1	Y	Y	Y	N	Y	Y
2	Y	Y	Y	Y	Y	Y
3	Y	Y	Y	N	Y	Y
4	Y	Y	N	Y	Y	Y
5	Y	Y	Y	Y	Y	Y
6	Y	Y	Y	Y	Y	Y
7	Y	Y	N	Y	Y	Y
8	Y	Y	Y	Y	Y	Y
9	N	Y	N	Y	Y	Y
10	Y	Y	Y	Y	Y	Y
11	Y	N	Y	Y	Y	Y
12	Y	Y	Y	N	Y	Y
13	Y	Y	Y	Y	Y	Y
14	Y	Y	Y	Y	Y	Y
15	Y	Y	N	N	Y	Y
16	Y	Y	Y	Y	Y	Y
17	Y	Y	Y	Y	Y	Y
18	Y	Y	Y	Y	Y	Y
19	Y	Y	Y	Y	Y	Y
20	Y	Y	Y	Y	Y	Y
21	Y	Y	Y	Y	Y	Y
22	Y	Y	Y	Y	Y	Y
23	Y	Y	Y	Y	Y	Y
24	Y	Y	N	Y	Y	Y
25	Y	Y	N	N	Y	Y
26	Y	N	Y	Y	Y	Y
27	Y	Y	Y	Y	Y	Y
28	Y	Y	Y	Y	Y	Y
29	Y	Y	Y	Y	Y	Y
30	Y	Y	Y	N	Y	Y
Trial of Detection	**29/30**	**28/30**	**24/30**	**24/30**	**30/30**	**30/30**
Probability (%)	**96.67%**	**93.33%**	**80%**	**80%**	**100%**	**100%**
Limit (%)	>= 60%	>= 60%	>= 60%	>= 60%	>= 80%	>= 70%
Average Probability of Radar Type 1~4 (%)			**87.5%** (>=80%)			

<40MHz /5510MHz>

(Detection = Y, No Detection = N)						
Trial Number	**Type 1**	**Type 2**	**Type 3**	**Type 4**	**Type 5**	**Type 6**
1	**Y**	**Y**	**N**	**Y**	**Y**	**Y**
2	**Y**	**Y**	**Y**	**Y**	**Y**	**Y**
3	**Y**	**Y**	**Y**	**Y**	**Y**	**Y**
4	**Y**	**Y**	**Y**	**Y**	**Y**	**N**
5	**Y**	**Y**	**Y**	**Y**	**Y**	**Y**
6	**Y**	**Y**	**Y**	**Y**	**Y**	**Y**
7	**Y**	**Y**	**Y**	**N**	**Y**	**Y**
8	**Y**	**Y**	**Y**	**N**	**Y**	**Y**
9	**N**	**Y**	**Y**	**Y**	**Y**	**N**
10	**Y**	**Y**	**Y**	**Y**	**Y**	**Y**
11	**Y**	**N**	**Y**	**Y**	**Y**	**Y**
12	**Y**	**Y**	**Y**	**Y**	**Y**	**Y**
13	**Y**	**Y**	**Y**	**Y**	**Y**	**Y**
14	**Y**	**Y**	**Y**	**N**	**Y**	**Y**
15	**Y**	**Y**	**Y**	**N**	**Y**	**Y**
16	**Y**	**Y**	**Y**	**Y**	**Y**	**Y**
17	**Y**	**Y**	**N**	**N**	**Y**	**Y**
18	**Y**	**Y**	**Y**	**Y**	**Y**	**Y**
19	**Y**	**Y**	**Y**	**Y**	**Y**	**Y**
20	**Y**	**Y**	**Y**	**Y**	**Y**	**Y**
21	**Y**	**Y**	**Y**	**Y**	**Y**	**Y**
22	**Y**	**Y**	**Y**	**Y**	**Y**	**Y**
23	**Y**	**Y**	**Y**	**Y**	**Y**	**Y**
24	**Y**	**Y**	**Y**	**Y**	**Y**	**Y**
25	**Y**	**Y**	**Y**	**Y**	**Y**	**Y**
26	**Y**	**N**	**Y**	**N**	**Y**	**Y**
27	**Y**	**Y**	**Y**	**N**	**Y**	**Y**
28	**Y**	**Y**	**Y**	**Y**	**Y**	**Y**
29	**Y**	**Y**	**N**	**N**	**Y**	**Y**
30	**Y**	**Y**	**Y**	**N**	**Y**	**Y**
Trial of Detection	**29/30**	**28/30**	**27/30**	**21/30**	**30/30**	**28/30**
Probability (%)	**96.67%**	**93.33%**	**90%**	**70%**	**100%**	**93.33%**
Limit (%)	>= 60%	>= 60%	>= 60%	>= 60%	>= 80%	>= 70%
Average Probability of Radar Type 1~4 (%)			**87.50%** (>=80%)			

<80MHz/ 5530MHz>

(Detection = Y, No Detection = N)						
Trial Number	**Type 1**	**Type 2**	**Type 3**	**Type 4**	**Type 5**	**Type 6**
1	Y	Y	Y	Y	Y	Y
2	Y	Y	Y	Y	Y	Y
3	Y	Y	N	Y	Y	Y
4	Y	Y	Y	Y	Y	Y
5	Y	Y	Y	N	Y	N
6	Y	Y	Y	Y	Y	Y
7	Y	N	Y	N	Y	Y
8	Y	Y	Y	Y	Y	Y
9	N	Y	N	Y	Y	Y
10	Y	Y	Y	Y	Y	Y
11	Y	Y	Y	Y	Y	N
12	Y	N	Y	Y	Y	Y
13	N	Y	N	N	Y	Y
14	Y	Y	Y	Y	Y	Y
15	Y	Y	Y	Y	Y	Y
16	Y	Y	Y	Y	Y	Y
17	Y	Y	Y	Y	Y	Y
18	Y	Y	Y	N	Y	Y
19	Y	Y	Y	Y	Y	Y
20	Y	Y	Y	Y	Y	Y
21	Y	Y	Y	Y	Y	Y
22	Y	Y	Y	Y	Y	Y
23	Y	Y	N	Y	Y	Y
24	Y	Y	N	Y	Y	Y
25	Y	N	Y	N	Y	Y
26	Y	Y	Y	N	Y	Y
27	Y	Y	Y	Y	Y	Y
28	Y	Y	Y	Y	Y	Y
29	Y	Y	Y	Y	Y	Y
30	Y	Y	Y	Y	Y	Y
Trial of Detection	**28/30**	**27/30**	**25/30**	**24/30**	**30/30**	**28/30**
Probability (%)	**93.33%**	**90%**	**83.33%**	**80%**	**100%**	**93.33%**
Limit (%)	>= 60%	>= 60%	>= 60%	>= 60%	>= 80%	>= 70%
Average Probability of Radar Type 1~4 (%)			**86.67%** (>=80%)			

<80+80MHz/ 5570MHz>

(Detection = Y, No Detection = N)						
Trial Number	**Type 1**	**Type 2**	**Type 3**	**Type 4**	**Type 5**	**Type 6**
1	Y	Y	Y	Y	Y	Y
2	Y	Y	Y	Y	Y	Y
3	Y	Y	N	N	Y	Y
4	Y	Y	Y	N	Y	Y
5	Y	Y	Y	Y	Y	Y
6	Y	Y	Y	Y	Y	Y
7	Y	Y	Y	Y	Y	Y
8	Y	Y	Y	Y	Y	Y
9	N	Y	Y	Y	Y	Y
10	Y	Y	Y	Y	Y	Y
11	Y	Y	Y	Y	Y	Y
12	Y	Y	Y	Y	Y	Y
13	Y	Y	Y	N	Y	Y
14	Y	Y	Y	Y	Y	Y
15	Y	Y	N	N	Y	Y
16	Y	Y	Y	Y	Y	Y
17	N	Y	Y	Y	Y	Y
18	Y	Y	Y	Y	Y	Y
19	Y	Y	Y	N	Y	Y
20	Y	Y	Y	N	Y	Y
21	Y	Y	Y	Y	Y	Y
22	Y	Y	Y	Y	Y	Y
23	Y	Y	Y	Y	Y	Y
24	N	Y	Y	Y	N	Y
25	Y	Y	Y	Y	N	Y
26	Y	Y	Y	N	N	Y
27	Y	Y	Y	N	N	Y
28	Y	Y	Y	Y	Y	Y
29	Y	Y	Y	Y	Y	Y
30	Y	Y	N	Y	Y	Y
Trial of Detection	**27/30**	**30/30**	**27/30**	**22/30**	**26/30**	**30/30**
Probability (%)	**90%**	**100%**	**90%**	**73.33%**	**86.67%**	**100%**
Limit (%)	>= 60%	>= 60%	>= 60%	>= 60%	>= 80%	>= 70%
Average Probability of Radar Type 1~4 (%)			**88.33%** (>=80%)			

4 List of Measuring Equipment

Instrument	Brand Name	Model No.	Serial No.	Characteristics	Calibration Date	Test Date	Due Date	Remark
Signal Generator	Keysight	N5182B	MY56200377	9kHz~6GHz	May 05, 2022	Nov. 16, 2022~ Nov. 21, 2022	May 04, 2023	DFS (DF02-HY)
Spectrum Analyzer	Rohde & Schwarz	FSV3044	101104	10Hz~44GHz	Feb. 16, 2022	Nov. 16, 2022~ Nov. 21, 2022	Feb. 15, 2023	DFS (DF02-HY)
Power Divider	MTJ	SMA 2Way Power Divider	MD10003	0.5GHz-6GHz	Calibration from System	Nov. 16, 2022~ Nov. 21, 2022	Calibration from System	DFS (DF02-HY)
4 Way Power Divider	MCLI	PS4-16	25142	0.5-6GHz	Calibration from System	Nov. 16, 2022~ Nov. 21, 2022	Calibration from System	DFS (DF02-HY)
Power Divider	Woken	3Way SMA Power Divder Rated to 20W	STI08-0010(#2)	2GHz-8GHz	Calibration from System	Nov. 16, 2022~ Nov. 21, 2022	Calibration from System	DFS (DF02-HY)
RF Cable	MVE	SPF141	MVE-150cm-01	30 kHz~18GHz	Calibration from System	Nov. 16, 2022~ Nov. 21, 2022	Calibration from System	DFS (DF02-HY)
RF Cable	MTJ Cooperstion	SBF405-105F LEX	MTJ-30cm-02	30 kHz~18GHz	Calibration from System	Nov. 16, 2022~ Nov. 21, 2022	Calibration from System	DFS (DF02-HY)
RF Cable	MTJ Cooperstion	SBF405-105F LEX	MTJ-30cm-03	30 kHz~18GHz	Calibration from System	Nov. 16, 2022~ Nov. 21, 2022	Calibration from System	DFS (DF02-HY)
RF Cable	MTJ Cooperstion	SBF405-105F LEX	MTJ-30cm-04	30 kHz~18GHz	Calibration from System	Nov. 16, 2022~ Nov. 21, 2022	Calibration from System	DFS (DF02-HY)
RF Cable	Woken	S05(100cm)	161202-04	30 kHz~18GHz	Calibration from System	Nov. 16, 2022~ Nov. 21, 2022	Calibration from System	DFS (DF02-HY)
RF Cable	Woken	S05(100cm)	161202-05	30 kHz~18GHz	Calibration from System	Nov. 16, 2022~ Nov. 21, 2022	Calibration from System	DFS (DF02-HY)
RF Cable	Woken	S05(100cm)	161202-07	30 kHz~18GHz	Calibration from System	Nov. 16, 2022~ Nov. 21, 2022	Calibration from System	DFS (DF02-HY)
RF Cable	Woken	S05(100cm)	161202-09	30 kHz~18GHz	Calibration from System	Nov. 16, 2022~ Nov. 21, 2022	Calibration from System	DFS (DF02-HY)
RF Cable	Woken	S05(100cm)	161202-10	30 kHz~18GHz	Calibration from System	Nov. 16, 2022~ Nov. 21, 2022	Calibration from System	DFS (DF02-HY)
RF Cable	EM	SFL402-30cm	#7	30 kHz~18GHz	Calibration from System	Nov. 16, 2022~ Nov. 21, 2022	Calibration from System	DFS (DF02-HY)

Appendix A. Radar Parameters

Report Number : FZ292109B

DFS Radar Parameters
FCC Radar Type 1
Channel 100 Bandwidth 20MHz

Trial #	Pulse Repetition Frequency Number (1 to 23)	Pulse Repetition Frequency (Pulses Per Second)	Pulse Repetition Interval (Microseconds)	Detection (Yes / No)
1	1	1930.50	518	Yes
2	17	1193.32	838	Yes
3	10	1432.66	698	Yes
4	15	1253.13	798	Yes
5	7	1567.40	638	Yes
6	18	1165.50	858	Yes
7	5	1672.24	598	Yes
8	4	1730.10	578	Yes
9	11	1392.76	718	No
10	12	1355.01	738	Yes
11	14	1285.35	778	Yes
12	12	326.16	3066	Yes
13	2	1858.74	538	Yes
14	3	1792.11	558	Yes
15	22	1066.10	938	Yes
16		406.67	2459	Yes
17		600.24	1666	Yes
18		558.66	1790	Yes
19		1915.71	522	Yes
20		337.38	2964	Yes
21		1300.39	769	Yes
22		583.77	1713	Yes
23		454.13	2202	Yes
24		856.90	1167	Yes
25		1600.00	625	Yes
26		434.22	2303	Yes
27		1492.54	670	Yes
28		373.97	2674	Yes
29		528.82	1891	Yes
30		1517.45	659	Yes

DFS Radar Parameters
FCC Radar Type 2
Channel 100 Bandwidth 20MHz

Trial #	Number Pulses per Burst	Pulse Width (Microseconds)	Pulse Repetition Interval (Microseconds)	Detection (Yes / No)
1	29	4.50	178	Yes
2	23	1.10	193	Yes
3	26	2.80	177	Yes
4	24	1.60	206	Yes
5	24	2.00	227	Yes
6	29	4.90	194	Yes
7	25	2.20	190	Yes
8	29	4.90	167	Yes
9	28	4.00	201	Yes
10	28	4.20	213	Yes
11	29	4.70	166	No
12	24	1.70	168	Yes
13	24	2.10	216	Yes
14	28	3.90	218	Yes
15	23	1.20	152	Yes
16	24	1.80	179	Yes
17	26	3.10	161	Yes
18	25	2.50	156	Yes
19	24	1.70	200	Yes
20	25	2.40	183	Yes
21	26	3.00	189	Yes
22	29	4.70	229	Yes
23	29	4.50	198	Yes
24	23	1.40	180	Yes
25	23	1.20	185	Yes
26	23	1.20	217	No
27	23	1.00	181	Yes
28	28	4.00	228	Yes
29	28	4.40	162	Yes
30	29	4.50	173	Yes

DFS Radar Parameters
FCC Radar Type 3
Channel 100 Bandwidth 20MHz

Trial #	Number Pulses per Burst	Pulse Width (Microseconds)	Pulse Repetition Interval (Microseconds)	Detection (Yes / No)
1	18	9.50	220	Yes
2	16	6.10	354	Yes
3	17	7.80	214	Yes
4	16	6.60	459	No
5	16	7.00	431	Yes
6	18	9.90	385	Yes
7	16	7.20	391	No
8	18	9.90	249	Yes
9	18	9.00	309	No
10	18	9.20	458	Yes
11	18	9.70	369	Yes
12	16	6.70	413	Yes
13	16	7.10	365	Yes
14	18	8.90	291	Yes
15	16	6.20	203	No
16	16	6.80	308	Yes
17	17	8.10	297	Yes
18	17	7.50	428	Yes
19	16	6.70	480	Yes
20	17	7.40	394	Yes
21	17	8.00	234	Yes
22	18	9.70	405	Yes
23	18	9.50	305	Yes
24	16	6.40	320	No
25	16	6.20	326	No
26	16	6.20	345	Yes
27	16	6.00	418	Yes
28	18	9.00	406	Yes
29	18	9.40	253	Yes
30	18	9.50	332	Yes

DFS Radar Parameters
FCC Radar Type 4
Channel 100 Bandwidth 20MHz

Trial #	Number Pulses per Burst	Pulse Width (Microseconds)	Pulse Repetition Interval (Microseconds)	Detection (Yes / No)
1	16	18.80	220	No
2	12	11.30	354	Yes
3	14	15.10	214	No
4	12	12.40	459	Yes
5	13	13.30	431	Yes
6	16	19.80	385	Yes
7	13	13.70	391	Yes
8	16	19.80	249	Yes
9	15	17.70	309	Yes
10	15	18.10	458	Yes
11	16	19.20	369	Yes
12	12	12.60	413	No
13	13	13.40	365	Yes
14	15	17.50	291	Yes
15	12	11.50	203	No
16	13	12.80	308	Yes
17	14	15.80	297	Yes
18	13	14.40	428	Yes
19	12	12.60	480	Yes
20	13	14.10	394	Yes
21	14	15.50	234	Yes
22	16	19.20	405	Yes
23	16	18.90	305	Yes
24	12	11.90	320	Yes
25	12	11.40	326	No
26	12	11.60	345	Yes
27	12	11.10	418	Yes
28	15	17.80	406	Yes
29	16	18.70	253	Yes
30	16	18.80	332	No

DFS Radar Parameters
FCC Radar Type 5
Channel 100 Bandwidth 20MHz

Trial Number:			1			Detection (Yes/No)
Number of Bursts in Trial:			19			
Chirp Center Frequency:			5500			Yes
Burst	Number of Pulses	Pulse Width (Microseconds)	Chirp Width (MHz)	Pulse 1-to-2 Spacing (µsec)	Pulse 2-to-3 Spacing (µsec)	Starting Location Within Interval (µsec)
1	3	93.2	18	1718	1594	65784
2	1	51.8	18	-	-	219040
3	2	72.5	18	1533	-	370915
4	1	57.9	18	-	-	524830
5	1	62.7	18	-	-	47277
6	3	98.7	18	1987	1487	198821
7	1	65	18	-	-	352804
8	3	98.6	18	1231	1488	503594
9	3	87	18	1476	1668	28305
10	3	89.4	18	1782	1537	180291
11	3	95.5	18	1726	1530	332196
12	1	59.1	18	-	-	487225
13	1	63.7	18	-	-	9611
14	3	85.8	18	1180	1072	161892
15	1	53.2	18	-	-	315205
16	1	60.2	18	-	-	468177
17	2	76.5	18	1807	-	618973
18	2	68.9	18	1638	-	143172
19	1	59	18	-	-	296239
20						

Trial Number:			2			Detection (Yes/No)
Number of Bursts in Trial:			8			
Chirp Center Frequency:			5500			Yes
Burst	Number of Pulses	Pulse Width (Microseconds)	Chirp Width (MHz)	Pulse 1-to-2 Spacing (µsec)	Pulse 2-to-3 Spacing (µsec)	Starting Location Within Interval (µsec)
1	2	67.3	5	1154	-	1067220
2	2	74.8	5	1511	-	1430232
3	3	95.3	5	1656	1991	296099
4	3	93.9	5	1813	1374	658898
5	1	55.4	5	-	-	1023836
6	1	52.5	5	-	-	1387364
7	1	53.6	5	-	-	251944
8	1	50.8	5	-	-	615286
9						
10						
11						
12						
13						
14						
15						
16						
17						
18						
19						
20						

DFS Radar Parameters
FCC Radar Type 5
Channel 100 Bandwidth 20MHz

Trial Number:			3			Detection (Yes/No)
Number of Bursts in Trial:			13			
Chirp Center Frequency:			5500			Yes
Burst	Number of Pulses	Pulse Width (Microseconds)	Chirp Width (MHz)	Pulse 1-to-2 Spacing (µsec)	Pulse 2-to-3 Spacing (µsec)	Starting Location Within Interval (µsec)
1	3	87.5	12	1518	1746	599720
2	3	92.5	12	1870	1555	822705
3	3	93.3	12	1809	1816	126975
4	1	66.4	12	-	-	350791
5	3	97.9	12	1894	1671	572429
6	1	66.3	12	-	-	798059
7	2	67.1	12	1853	-	99735
8	3	93.1	12	1103	1364	322476
9	1	59.4	12	-	-	546792
10	1	65.9	12	-	-	770223
11	1	65.9	12	-	-	72412
12	2	78.4	12	1351	-	295451
13	2	67.3	12	1532	-	518761
14						
15						
16						
17						
18						
19						
20						

Trial Number:			4			Detection (Yes/No)
Number of Bursts in Trial:			10			
Chirp Center Frequency:			5500			Yes
Burst	Number of Pulses	Pulse Width (Microseconds)	Chirp Width (MHz)	Pulse 1-to-2 Spacing (µsec)	Pulse 2-to-3 Spacing (µsec)	Starting Location Within Interval (µsec)
1	2	70	7	1605	-	965070
2	2	78	7	1146	-	58276
3	1	65.9	7	-	-	349031
4	2	74.8	7	1730	-	638976
5	1	64	7	-	-	930064
6	2	82.3	7	1314	-	22504
7	1	52.5	7	-	-	313183
8	2	80.3	7	1322	-	603445
9	2	67.9	7	1095	-	893652
10	1	54.2	7	-	-	1185137
11						
12						
13						
14						
15						
16						
17						
18						
19						
20						

DFS Radar Parameters
FCC Radar Type 5
Channel 100 Bandwidth 20MHz

Trial Number:			5			Detection (Yes/No)
Number of Bursts in Trial:			11			
Chirp Center Frequency:			5500			Yes
Burst	Number of Pulses	Pulse Width (Microseconds)	Chirp Width (MHz)	Pulse 1-to-2 Spacing (µsec)	Pulse 2-to-3 Spacing (µsec)	Starting Location Within Interval (µsec)
1	2	72.4	9	1764	-	251795
2	2	68.9	9	1776	-	515482
3	1	51.7	9	-	-	780421
4	3	97.7	9	1425	1761	1041907
5	1	54	9	-	-	219632
6	3	97.9	9	1395	1350	482542
7	1	58	9	-	-	748281
8	2	67.1	9	1026	-	1011500
9	1	55.4	9	-	-	187062
10	1	59.1	9	-	-	451460
11	3	97.8	9	1943	1542	713479
12						
13						
14						
15						
16						
17						
18						
19						
20						

Trial Number:			6			Detection (Yes/No)
Number of Bursts in Trial:			20			
Chirp Center Frequency:			5500			Yes
Burst	Number of Pulses	Pulse Width (Microseconds)	Chirp Width (MHz)	Pulse 1-to-2 Spacing (µsec)	Pulse 2-to-3 Spacing (µsec)	Starting Location Within Interval (µsec)
1	2	77.5	20	1335	-	536765
2	1	56.1	20	-	-	84912
3	3	93.7	20	1167	1010	229388
4	2	73	20	1116	-	374214
5	3	97.7	20	1417	1687	517782
6	3	92.9	20	1082	1917	66644
7	3	96.6	20	1970	1319	210876
8	3	92.8	20	1248	1921	355479
9	3	93.8	20	1890	1299	499833
10	3	94.4	20	1649	1544	48845
11	1	60.5	20	-	-	194221
12	3	90.6	20	1632	1558	337369
13	3	91.7	20	1237	1383	482185
14	3	97.3	20	1861	1557	31070
15	3	96.9	20	1003	1591	175699
16	2	79.3	20	1777	-	320666
17	2	69	20	1845	-	465297
18	3	91.4	20	1793	1294	13289
19	2	70.2	20	1738	-	157960
20	1	51	20	-	-	303701

DFS Radar Parameters
FCC Radar Type 5
Channel 100 Bandwidth 20MHz

Trial Number:			7			Detection (Yes/No)
Number of Bursts in Trial:			11			
Chirp Center Frequency:			5500			Yes
Burst	Number of Pulses	Pulse Width (Microseconds)	Chirp Width (MHz)	Pulse 1-to-2 Spacing (µsec)	Pulse 2-to-3 Spacing (µsec)	Starting Location Within Interval (µsec)
1	2	70.6	9	1773	-	815270
2	2	69.5	9	1401	-	1079693
3	3	88.3	9	1652	1787	255142
4	2	70.8	9	1864	-	519499
5	3	97.6	9	1588	1840	782222
6	3	96.1	9	1243	1642	1045795
7	2	68.7	9	1172	-	223200
8	1	63.1	9	-	-	487572
9	3	95.3	9	1883	1332	749645
10	1	51.3	9	-	-	1015787
11	3	98.8	9	1092	1366	190526
12						
13						
14						
15						
16						
17						
18						
19						
20						

Trial Number:			8			Detection (Yes/No)
Number of Bursts in Trial:			20			
Chirp Center Frequency:			5500			Yes
Burst	Number of Pulses	Pulse Width (Microseconds)	Chirp Width (MHz)	Pulse 1-to-2 Spacing (µsec)	Pulse 2-to-3 Spacing (µsec)	Starting Location Within Interval (µsec)
1	1	60.5	20	-	-	250225
2	2	69.3	20	1640	-	394407
3	2	69.6	20	1254	-	539048
4	3	92.5	20	1587	1606	86585
5	2	71.8	20	1961	-	231517
6	2	72.3	20	1895	-	376256
7	1	51.8	20	-	-	522134
8	1	66.4	20	-	-	69148
9	3	89.5	20	1803	1907	212972
10	1	56	20	-	-	359257
11	3	87.6	20	1275	1288	502600
12	2	74.1	20	1499	-	51139
13	1	59.8	20	-	-	196238
14	1	61.9	20	-	-	341796
15	2	78.3	20	1452	-	485839
16	1	60	20	-	-	33335
17	1	50.3	20	-	-	178406
18	1	57.2	20	-	-	323544
19	2	68.5	20	1796	-	467739
20	3	89	20	1641	1055	15408

DFS Radar Parameters
FCC Radar Type 5
Channel 100 Bandwidth 20MHz

Trial Number:			9			Detection (Yes/No)
Number of Bursts in Trial:			17			
Chirp Center Frequency:			5500			Yes
Burst	Number of Pulses	Pulse Width (Microseconds)	Chirp Width (MHz)	Pulse 1-to-2 Spacing (µsec)	Pulse 2-to-3 Spacing (µsec)	Starting Location Within Interval (µsec)
1	2	75.8	16	1241	-	188830
2	3	85.2	16	1250	1708	358417
3	1	58	16	-	-	530667
4	2	77.2	16	1612	-	700427
5	1	58	16	-	-	167896
6	2	67.9	16	1772	-	338231
7	2	72.8	16	1495	-	508707
8	2	75.5	16	1087	-	679567
9	1	51.5	16	-	-	146921
10	2	74.1	16	1611	-	316918
11	3	83.5	16	1804	1058	486446
12	3	97.6	16	1453	1519	656895
13	3	92.5	16	1429	1197	125429
14	3	95.6	16	1293	1502	295672
15	3	100	16	1680	1910	465186
16	2	71.3	16	1624	-	636951
17	2	72.1	16	1338	-	104668
18						
19						
20						

Trial Number:			10			Detection (Yes/No)
Number of Bursts in Trial:			18			
Chirp Center Frequency:			5500			Yes
Burst	Number of Pulses	Pulse Width (Microseconds)	Chirp Width (MHz)	Pulse 1-to-2 Spacing (µsec)	Pulse 2-to-3 Spacing (µsec)	Starting Location Within Interval (µsec)
1	1	54.8	17	-	-	260523
2	2	75	17	1207	-	420668
3	1	57	17	-	-	583356
4	2	67.2	17	1583	-	79006
5	2	74.9	17	1066	-	240055
6	2	80.8	17	1692	-	400825
7	3	95.1	17	1346	1333	560769
8	2	83	17	1485	-	59207
9	3	95.5	17	1732	1147	219815
10	2	78.4	17	1188	-	381097
11	1	58.9	17	-	-	543085
12	2	69.2	17	1342	-	39359
13	3	86.1	17	1199	1719	199951
14	2	68.4	17	1631	-	361347
15	1	55.9	17	-	-	523600
16	2	76.7	17	1848	-	19506
17	1	62.4	17	-	-	180947
18	2	72.9	17	1048	-	341433
19						
20						

DFS Radar Parameters
FCC Radar Type 5
Channel 100 Bandwidth 20MHz

Trial Number:			11			Detection (Yes/No)
Number of Bursts in Trial:			19			
Chirp Center Frequency:			5498			Yes
Burst	Number of Pulses	Pulse Width (Microseconds)	Chirp Width (MHz)	Pulse 1-to-2 Spacing (µsec)	Pulse 2-to-3 Spacing (µsec)	Starting Location Within Interval (µsec)
1	2	75.4	19	1274	-	476197
2	1	61.2	19	-	-	629345
3	3	92.4	19	1415	1893	151820
4	3	84.5	19	1427	1835	303972
5	1	53.9	19	-	-	458169
6	3	99.5	19	1311	1828	607500
7	2	76.3	19	1226	-	133485
8	1	64.8	19	-	-	286477
9	1	65.4	19	-	-	439279
10	2	72.6	19	1847	-	590287
11	3	90.1	19	1201	1419	114312
12	2	81.7	19	1748	-	267112
13	1	64.2	19	-	-	420510
14	1	61.9	19	-	-	573300
15	1	56.9	19	-	-	96092
16	3	88	19	1267	1168	247922
17	3	95.6	19	1509	1837	399569
18	2	82.2	19	1326	-	553062
19	1	61.4	19	-	-	77226
20						

Trial Number:			12			Detection (Yes/No)
Number of Bursts in Trial:			10			
Chirp Center Frequency:			5493			Yes
Burst	Number of Pulses	Pulse Width (Microseconds)	Chirp Width (MHz)	Pulse 1-to-2 Spacing (µsec)	Pulse 2-to-3 Spacing (µsec)	Starting Location Within Interval (µsec)
1	2	71.8	7	1047	-	437191
2	1	50.8	7	-	-	728068
3	1	54.4	7	-	-	1018937
4	1	62.9	7	-	-	111077
5	3	94.2	7	1467	1353	400688
6	1	62.6	7	-	-	692445
7	3	89.5	7	1949	1785	980109
8	1	63.8	7	-	-	75287
9	1	56.2	7	-	-	365829
10	1	65.5	7	-	-	656437
11						
12						
13						
14						
15						
16						
17						
18						
19						
20						

DFS Radar Parameters
FCC Radar Type 5
Channel 100 Bandwidth 20MHz

Trial Number:			13			Detection (Yes/No)
Number of Bursts in Trial:			11			
Chirp Center Frequency:			5494			Yes
Burst	Number of Pulses	Pulse Width (Microseconds)	Chirp Width (MHz)	Pulse 1-to-2 Spacing (µsec)	Pulse 2-to-3 Spacing (µsec)	Starting Location Within Interval (µsec)
1	1	55.7	9	-	-	860890
2	2	77.6	9	1014	-	35837
3	2	70.8	9	1675	-	299615
4	2	80	9	1155	-	563612
5	2	72.6	9	1974	-	827385
6	2	74.6	9	1545	-	3333
7	1	60	9	-	-	267478
8	2	79.7	9	1409	-	530951
9	2	70.3	9	1706	-	794778
10	2	71.1	9	1543	-	1058701
11	1	57.5	9	-	-	235035
12						
13						
14						
15						
16						
17						
18						
19						
20						

Trial Number:			14			Detection (Yes/No)
Number of Bursts in Trial:			17			
Chirp Center Frequency:			5496			Yes
Burst	Number of Pulses	Pulse Width (Microseconds)	Chirp Width (MHz)	Pulse 1-to-2 Spacing (µsec)	Pulse 2-to-3 Spacing (µsec)	Starting Location Within Interval (µsec)
1	3	90.9	16	1819	1881	321133
2	1	60	16	-	-	493753
3	1	65.4	16	-	-	664816
4	2	72.5	16	1242	-	130770
5	3	93	16	1151	1551	300731
6	1	63.7	16	-	-	472725
7	1	64.1	16	-	-	643005
8	3	97.1	16	1724	1166	109433
9	1	62.2	16	-	-	280642
10	3	98.2	16	1158	1460	449613
11	2	72.8	16	1077	-	621743
12	2	73.7	16	1770	-	88640
13	1	65.2	16	-	-	259538
14	3	90.6	16	1947	1934	427900
15	2	72.1	16	1778	-	599783
16	2	71	16	1985	-	67546
17	3	98.3	16	1474	1801	237417
18						
19						
20						

DFS Radar Parameters
FCC Radar Type 5
Channel 100 Bandwidth 20MHz

Trial Number:			15			Detection (Yes/No)
Number of Bursts in Trial:			8			
Chirp Center Frequency:			5492			Yes
Burst	Number of Pulses	Pulse Width (Microseconds)	Chirp Width (MHz)	Pulse 1-to-2 Spacing (µsec)	Pulse 2-to-3 Spacing (µsec)	Starting Location Within Interval (µsec)
1	3	98.3	6	1084	1703	869626
2	2	71.9	6	1148	-	1233943
3	1	64.4	6	-	-	99434
4	3	85.6	6	1604	1296	461836
5	2	70.1	6	1976	-	825268
6	3	99.4	6	1580	1602	1186830
7	1	59.6	6	-	-	54662
8	3	95	6	1660	1112	417202
9						
10						
11						
12						
13						
14						
15						
16						
17						
18						
19						
20						

Trial Number:			16			Detection (Yes/No)
Number of Bursts in Trial:			10			
Chirp Center Frequency:			5493			Yes
Burst	Number of Pulses	Pulse Width (Microseconds)	Chirp Width (MHz)	Pulse 1-to-2 Spacing (µsec)	Pulse 2-to-3 Spacing (µsec)	Starting Location Within Interval (µsec)
1	2	69.2	8	1704	-	623917
2	1	51.6	8	-	-	915362
3	3	91.6	8	1854	1799	7890
4	3	87.3	8	1899	1938	297614
5	3	96.9	8	1808	1018	587777
6	1	58.2	8	-	-	879935
7	2	75.2	8	1434	-	1169365
8	1	61	8	-	-	262813
9	1	53.8	8	-	-	553674
10	2	81	8	1490	-	842996
11						
12						
13						
14						
15						
16						
17						
18						
19						
20						

DFS Radar Parameters
FCC Radar Type 5
Channel 100 Bandwidth 20MHz

Trial Number:			17			Detection (Yes/No)
Number of Bursts in Trial:			14			
Chirp Center Frequency:			5495			Yes
Burst	Number of Pulses	Pulse Width (Microseconds)	Chirp Width (MHz)	Pulse 1-to-2 Spacing (µsec)	Pulse 2-to-3 Spacing (µsec)	Starting Location Within Interval (µsec)
1	3	90.8	13	1064	1020	808103
2	3	89	13	1046	1272	161650
3	3	90.5	13	1993	1420	367935
4	1	51.2	13	-	-	577228
5	3	98.9	13	1192	1355	782722
6	2	75.4	13	1601	-	136219
7	2	66.8	13	1309	-	343302
8	3	94.1	13	1349	1107	550122
9	2	67.4	13	1348	-	758177
10	2	82.9	13	1225	-	110772
11	1	53.8	13	-	-	318272
12	1	55.6	13	-	-	525740
13	3	89.5	13	1157	1842	731153
14	1	50.5	13	-	-	85338
15						
16						
17						
18						
19						
20						

Trial Number:			18			Detection (Yes/No)
Number of Bursts in Trial:			12			
Chirp Center Frequency:			5494			Yes
Burst	Number of Pulses	Pulse Width (Microseconds)	Chirp Width (MHz)	Pulse 1-to-2 Spacing (µsec)	Pulse 2-to-3 Spacing (µsec)	Starting Location Within Interval (µsec)
1	1	53.6	11	-	-	341904
2	1	61.8	11	-	-	583849
3	2	81.5	11	1995	-	824090
4	3	98.5	11	1011	1967	69585
5	1	56.6	11	-	-	311827
6	2	72	11	1821	-	553205
7	2	70.7	11	1913	-	794673
8	1	60.7	11	-	-	39971
9	1	55.7	11	-	-	282155
10	2	77.5	11	1578	-	523213
11	2	73.7	11	1096	-	765709
12	1	62	11	-	-	10125
13						
14						
15						
16						
17						
18						
19						
20						

DFS Radar Parameters
FCC Radar Type 5
Channel 100 Bandwidth 20MHz

Trial Number:			19			Detection (Yes/No)
Number of Bursts in Trial:			10			
Chirp Center Frequency:			5493			Yes
Burst	Number of Pulses	Pulse Width (Microseconds)	Chirp Width (MHz)	Pulse 1-to-2 Spacing (µsec)	Pulse 2-to-3 Spacing (µsec)	Starting Location Within Interval (µsec)
1	2	72.5	7	1108	-	302625
2	1	59.7	7	-	-	593432
3	1	65.3	7	-	-	884073
4	3	89.9	7	1982	1093	1171366
5	3	97.7	7	1889	1852	266250
6	1	62.6	7	-	-	557784
7	1	61.3	7	-	-	848478
8	1	59.5	7	-	-	1138765
9	2	81.3	7	1929	-	230925
10	2	82	7	1521	-	521374
11						
12						
13						
14						
15						
16						
17						
18						
19						
20						

Trial Number:			20			Detection (Yes/No)
Number of Bursts in Trial:			12			
Chirp Center Frequency:			5494			Yes
Burst	Number of Pulses	Pulse Width (Microseconds)	Chirp Width (MHz)	Pulse 1-to-2 Spacing (µsec)	Pulse 2-to-3 Spacing (µsec)	Starting Location Within Interval (µsec)
1	1	57.8	10	-	-	676759
2	3	97.1	10	1944	1550	916264
3	2	73	10	1054	-	162706
4	3	89.1	10	1143	1265	403916
5	2	68.8	10	1491	-	646447
6	2	76.1	10	1029	-	888730
7	2	82	10	1123	-	132859
8	2	76.8	10	1458	-	374724
9	3	91.2	10	1589	1829	615169
10	1	63.6	10	-	-	859683
11	1	62.2	10	-	-	103180
12	3	91.1	10	1270	1563	344399
13						
14						
15						
16						
17						
18						
19						
20						

DFS Radar Parameters
FCC Radar Type 5
Channel 100 Bandwidth 20MHz

Trial Number:			21			Detection (Yes/No)
Number of Bursts in Trial:			14			
Chirp Center Frequency:			5505			Yes
Burst	Number of Pulses	Pulse Width (Microseconds)	Chirp Width (MHz)	Pulse 1-to-2 Spacing (µsec)	Pulse 2-to-3 Spacing (µsec)	Starting Location Within Interval (µsec)
1	3	83.7	12	1486	1697	501789
2	3	85.1	12	1303	1756	708214
3	2	76.7	12	1579	-	62691
4	2	76.7	12	1448	-	269962
5	1	54.4	12	-	-	478018
6	2	81.9	12	1040	-	684232
7	1	60.2	12	-	-	37256
8	2	80.1	12	1817	-	244390
9	2	83.3	12	1173	-	451592
10	1	63	12	-	-	660097
11	2	77.5	12	1328	-	11683
12	3	86.9	12	1942	1411	218417
13	1	52.8	12	-	-	426724
14	1	57	12	-	-	634547
15						
16						
17						
18						
19						
20						

Trial Number:			22			Detection (Yes/No)
Number of Bursts in Trial:			19			
Chirp Center Frequency:			5502			Yes
Burst	Number of Pulses	Pulse Width (Microseconds)	Chirp Width (MHz)	Pulse 1-to-2 Spacing (µsec)	Pulse 2-to-3 Spacing (µsec)	Starting Location Within Interval (µsec)
1	2	78.7	19	1446	-	618494
2	2	77.5	19	1774	-	142157
3	3	85.3	19	1752	1978	293474
4	3	91.2	19	1707	1659	445609
5	3	94.3	19	1956	1367	597826
6	2	79.9	19	1763	-	123433
7	2	69.3	19	1023	-	276080
8	2	71.6	19	1194	-	428746
9	1	53.9	19	-	-	582672
10	3	84.5	19	1489	1463	104506
11	2	75.5	19	1814	-	256856
12	2	67.6	19	1501	-	409368
13	1	53.1	19	-	-	563656
14	3	94.7	19	1755	1292	85666
15	2	78.7	19	1908	-	238129
16	2	79	19	1085	-	391093
17	3	86.3	19	1498	1198	542496
18	1	60.1	19	-	-	67339
19	3	99.9	19	1053	1997	219157
20						

DFS Radar Parameters
FCC Radar Type 5
Channel 100 Bandwidth 20MHz

Trial Number:			23			Detection (Yes/No)
Number of Bursts in Trial:			19			
Chirp Center Frequency:			5502			Yes
Burst	Number of Pulses	Pulse Width (Microseconds)	Chirp Width (MHz)	Pulse 1-to-2 Spacing (µsec)	Pulse 2-to-3 Spacing (µsec)	Starting Location Within Interval (µsec)
1	2	81.5	19	1639	-	372264
2	2	76.1	19	1391	-	524345
3	2	80.2	19	1933	-	48333
4	1	63.2	19	-	-	201358
5	2	70.9	19	1016	-	353472
6	1	58.2	19	-	-	506540
7	2	79.4	19	1433	-	29579
8	3	99.4	19	1164	1559	181630
9	1	51.1	19	-	-	335278
10	3	98.7	19	1440	1451	485771
11	3	94.9	19	1826	1520	10786
12	2	69.5	19	1896	-	163103
13	3	86.2	19	1422	1988	314830
14	3	86.2	19	1673	1568	467090
15	1	61.7	19	-	-	622494
16	3	97.4	19	1300	1662	144048
17	1	54.4	19	-	-	297836
18	3	91.5	19	1891	1152	448564
19	1	50	19	-	-	603160
20						

Trial Number:			24			Detection (Yes/No)
Number of Bursts in Trial:			9			
Chirp Center Frequency:			5508			Yes
Burst	Number of Pulses	Pulse Width (Microseconds)	Chirp Width (MHz)	Pulse 1-to-2 Spacing (µsec)	Pulse 2-to-3 Spacing (µsec)	Starting Location Within Interval (µsec)
1	2	69.3	6	1387	-	266049
2	2	82.4	6	1400	-	588580
3	2	71.7	6	1903	-	911148
4	1	62	6	-	-	1235696
5	2	81.2	6	1224	-	226286
6	3	92.2	6	1002	1666	548539
7	1	51.1	6	-	-	872425
8	3	86.8	6	1329	1136	1193509
9	2	78.8	6	1690	-	186483
10						
11						
12						
13						
14						
15						
16						
17						
18						
19						
20						

DFS Radar Parameters
FCC Radar Type 5
Channel 100 Bandwidth 20MHz

Trial Number:			25			Detection (Yes/No)
Number of Bursts in Trial:			8			
Chirp Center Frequency:			5508			Yes
Burst	Number of Pulses	Pulse Width (Microseconds)	Chirp Width (MHz)	Pulse 1-to-2 Spacing (µsec)	Pulse 2-to-3 Spacing (µsec)	Starting Location Within Interval (µsec)
1	1	65.5	5	-	-	573542
2	1	51.4	5	-	-	936917
3	1	54.3	5	-	-	1300062
4	2	76.7	5	1165	-	165220
5	2	67.3	5	1183	-	528390
6	3	87.1	5	1871	1298	890243
7	2	71.4	5	1080	-	1255020
8	2	81	5	1435	-	120478
9						
10						
11						
12						
13						
14						
15						
16						
17						
18						
19						
20						

Trial Number:			26			Detection (Yes/No)
Number of Bursts in Trial:			8			
Chirp Center Frequency:			5508			Yes
Burst	Number of Pulses	Pulse Width (Microseconds)	Chirp Width (MHz)	Pulse 1-to-2 Spacing (µsec)	Pulse 2-to-3 Spacing (µsec)	Starting Location Within Interval (µsec)
1	3	98.5	6	1050	1271	483285
2	1	64.3	6	-	-	847340
3	1	64.3	6	-	-	1211132
4	2	82.9	6	1515	-	75776
5	1	64.8	6	-	-	439179
6	2	80.5	6	1516	-	802095
7	2	68.2	6	1493	-	1165262
8	2	72.9	6	1858	-	31055
9						
10						
11						
12						
13						
14						
15						
16						
17						
18						
19						
20						

DFS Radar Parameters
FCC Radar Type 5
Channel 100 Bandwidth 20MHz

Trial Number:			27			Detection (Yes/No)
Number of Bursts in Trial:			8			
Chirp Center Frequency:			5508			Yes
Burst	Number of Pulses	Pulse Width (Microseconds)	Chirp Width (MHz)	Pulse 1-to-2 Spacing (µsec)	Pulse 2-to-3 Spacing (µsec)	Starting Location Within Interval (µsec)
1	1	59.1	5	-	-	394534
2	1	64.9	5	-	-	757706
3	3	89.4	5	1610	1203	1118944
4	2	81.4	5	1065	-	1483856
5	3	91.4	5	1221	1475	349086
6	3	97.3	5	1972	1904	711378
7	2	74.2	5	1178	-	1075978
8	3	87.5	5	1507	1260	1437127
9						
10						
11						
12						
13						
14						
15						
16						
17						
18						
19						
20						

Trial Number:			28			Detection (Yes/No)
Number of Bursts in Trial:			17			
Chirp Center Frequency:			5504			Yes
Burst	Number of Pulses	Pulse Width (Microseconds)	Chirp Width (MHz)	Pulse 1-to-2 Spacing (µsec)	Pulse 2-to-3 Spacing (µsec)	Starting Location Within Interval (µsec)
1	3	86.3	16	1368	1445	142778
2	3	90.8	16	1646	1930	312686
3	2	67.4	16	1683	-	483617
4	1	59.7	16	-	-	655419
5	1	64	16	-	-	122282
6	3	99.1	16	1655	1679	291680
7	2	71	16	1431	-	462894
8	2	69.8	16	1426	-	633592
9	2	71.4	16	1373	-	101028
10	1	50.6	16	-	-	272080
11	3	83.8	16	1122	1418	441421
12	3	99.8	16	1525	1318	611483
13	3	94.4	16	1924	1127	79931
14	2	68.1	16	1962	-	250446
15	1	52.2	16	-	-	422044
16	3	99.1	16	1517	1744	590381
17	1	64.8	16	-	-	59229
18						
19						
20						

DFS Radar Parameters
FCC Radar Type 5
Channel 100 Bandwidth 20MHz

Trial Number:			29			Detection (Yes/No)
Number of Bursts in Trial:			19			
Chirp Center Frequency:			5503			Yes
Burst	Number of Pulses	Pulse Width (Microseconds)	Chirp Width (MHz)	Pulse 1-to-2 Spacing (µsec)	Pulse 2-to-3 Spacing (µsec)	Starting Location Within Interval (µsec)
1	2	80.8	18	1637	-	205363
2	3	99	18	1797	1005	356926
3	3	90.2	18	1216	1832	508866
4	2	77.2	18	1033	-	34082
5	2	67.1	18	1865	-	186465
6	1	54.5	18	-	-	340001
7	1	51.8	18	-	-	492214
8	1	53.5	18	-	-	15302
9	3	89.1	18	1856	1815	167233
10	2	72	18	1536	-	319979
11	2	77.3	18	1701	-	472838
12	1	61.8	18	-	-	626408
13	1	55.4	18	-	-	149228
14	3	87.4	18	1833	1650	300359
15	2	68.3	18	1315	-	453700
16	2	77.2	18	1074	-	606327
17	2	66.8	18	1013	-	130232
18	3	90.4	18	1810	1725	281548
19	2	76.6	18	1253	-	435368
20						

Trial Number:			30			Detection (Yes/No)
Number of Bursts in Trial:			19			
Chirp Center Frequency:			5503			Yes
Burst	Number of Pulses	Pulse Width (Microseconds)	Chirp Width (MHz)	Pulse 1-to-2 Spacing (µsec)	Pulse 2-to-3 Spacing (µsec)	Starting Location Within Interval (µsec)
1	2	69.6	18	1927	-	587136
2	1	61.6	18	-	-	111617
3	2	66.9	18	1305	-	264054
4	3	99.4	18	1461	2000	414898
5	3	93.4	18	1699	1061	567315
6	3	94.6	18	1830	1125	92394
7	1	61.5	18	-	-	245497
8	1	64.2	18	-	-	398234
9	3	96.8	18	1918	1208	548626
10	2	68.4	18	1088	-	73908
11	2	78.6	18	1052	-	226472
12	3	91	18	1684	1470	377993
13	1	62.7	18	-	-	532864
14	3	90.3	18	1325	1925	54888
15	1	66.6	18	-	-	207959
16	1	60.6	18	-	-	360788
17	3	98.4	18	1614	1736	511016
18	3	84.1	18	1693	1022	36189
19	1	60.3	18	-	-	189071
20						

DFS Radar Parameters
FCC Radar Type 1
Channel 102 Bandwidth 40MHz

Trial #	Pulse Repetition Frequency Number (1 to 23)	Pulse Repetition Frequency (Pulses Per Second)	Pulse Repetition Interval (Microseconds)	Detection (Yes / No)
1	1	1930.50	518	Yes
2	17	1193.32	838	Yes
3	10	1432.66	698	Yes
4	15	1253.13	798	Yes
5	7	1567.40	638	Yes
6	18	1165.50	858	Yes
7	5	1672.24	598	Yes
8	4	1730.10	578	Yes
9	11	1392.76	718	No
10	12	1355.01	738	Yes
11	14	1285.35	778	Yes
12	12	326.16	3066	Yes
13	2	1858.74	538	Yes
14	3	1792.11	558	Yes
15	22	1066.10	938	Yes
16		406.67	2459	Yes
17		600.24	1666	Yes
18		558.66	1790	Yes
19		1915.71	522	Yes
20		337.38	2964	Yes
21		1300.39	769	Yes
22		583.77	1713	Yes
23		454.13	2202	Yes
24		856.90	1167	Yes
25		1600.00	625	Yes
26		434.22	2303	Yes
27		1492.54	670	Yes
28		373.97	2674	Yes
29		528.82	1891	Yes
30		1517.45	659	Yes

DFS Radar Parameters
FCC Radar Type 2
Channel 102 Bandwidth 40MHz

Trial #	Number Pulses per Burst	Pulse Width (Microseconds)	Pulse Repetition Interval (Microseconds)	Detection (Yes / No)
1	29	4.50	178	Yes
2	23	1.10	193	Yes
3	26	2.80	177	Yes
4	24	1.60	206	Yes
5	24	2.00	227	Yes
6	29	4.90	194	Yes
7	25	2.20	190	Yes
8	29	4.90	167	Yes
9	28	4.00	201	Yes
10	28	4.20	213	Yes
11	29	4.70	166	No
12	24	1.70	168	Yes
13	24	2.10	216	Yes
14	28	3.90	218	Yes
15	23	1.20	152	Yes
16	24	1.80	179	Yes
17	26	3.10	161	Yes
18	25	2.50	156	Yes
19	24	1.70	200	Yes
20	25	2.40	183	Yes
21	26	3.00	189	Yes
22	29	4.70	229	Yes
23	29	4.50	198	Yes
24	23	1.40	180	Yes
25	23	1.20	185	Yes
26	23	1.20	217	No
27	23	1.00	181	Yes
28	28	4.00	228	Yes
29	28	4.40	162	Yes
30	29	4.50	173	Yes

DFS Radar Parameters
FCC Radar Type 3
Channel 102 Bandwidth 40MHz

Trial #	Number Pulses per Burst	Pulse Width (Microseconds)	Pulse Repetition Interval (Microseconds)	Detection (Yes / No)
1	18	9.50	220	No
2	16	6.10	354	Yes
3	17	7.80	214	Yes
4	16	6.60	459	Yes
5	16	7.00	431	Yes
6	18	9.90	385	Yes
7	16	7.20	391	Yes
8	18	9.90	249	Yes
9	18	9.00	309	Yes
10	18	9.20	458	Yes
11	18	9.70	369	Yes
12	16	6.70	413	Yes
13	16	7.10	365	Yes
14	18	8.90	291	Yes
15	16	6.20	203	Yes
16	16	6.80	308	Yes
17	17	8.10	297	No
18	17	7.50	428	Yes
19	16	6.70	480	Yes
20	17	7.40	394	Yes
21	17	8.00	234	Yes
22	18	9.70	405	Yes
23	18	9.50	305	Yes
24	16	6.40	320	Yes
25	16	6.20	326	Yes
26	16	6.20	345	Yes
27	16	6.00	418	Yes
28	18	9.00	406	Yes
29	18	9.40	253	No
30	18	9.50	332	Yes

DFS Radar Parameters
FCC Radar Type 4
Channel 102 Bandwidth 40MHz

Trial #	Number Pulses per Burst	Pulse Width (Microseconds)	Pulse Repetition Interval (Microseconds)	Detection (Yes / No)
1	16	18.80	220	Yes
2	12	11.30	354	Yes
3	14	15.10	214	Yes
4	12	12.40	459	Yes
5	13	13.30	431	Yes
6	16	19.80	385	Yes
7	13	13.70	391	No
8	16	19.80	249	No
9	15	17.70	309	Yes
10	15	18.10	458	Yes
11	16	19.20	369	Yes
12	12	12.60	413	Yes
13	13	13.40	365	Yes
14	15	17.50	291	No
15	12	11.50	203	No
16	13	12.80	308	Yes
17	14	15.80	297	No
18	13	14.40	428	Yes
19	12	12.60	480	Yes
20	13	14.10	394	Yes
21	14	15.50	234	Yes
22	16	19.20	405	Yes
23	16	18.90	305	Yes
24	12	11.90	320	Yes
25	12	11.40	326	Yes
26	12	11.60	345	No
27	12	11.10	418	No
28	15	17.80	406	Yes
29	16	18.70	253	No
30	16	18.80	332	No

DFS Radar Parameters
FCC Radar Type 5
Channel 102 Bandwidth 40MHz

Trial Number:			1			Detection (Yes/No)
Number of Bursts in Trial:			19			
Chirp Center Frequency:			5510			Yes
Burst	Number of Pulses	Pulse Width (Microseconds)	Chirp Width (MHz)	Pulse 1-to-2 Spacing (µsec)	Pulse 2-to-3 Spacing (µsec)	Starting Location Within Interval (µsec)
1	3	93.2	18	1718	1594	65784
2	1	51.8	18	-	-	219040
3	2	72.5	18	1533	-	370915
4	1	57.9	18	-	-	524830
5	1	62.7	18	-	-	47277
6	3	98.7	18	1987	1487	198821
7	1	65	18	-	-	352804
8	3	98.6	18	1231	1488	503594
9	3	87	18	1476	1668	28305
10	3	89.4	18	1782	1537	180291
11	3	95.5	18	1726	1530	332196
12	1	59.1	18	-	-	487225
13	1	63.7	18	-	-	9611
14	3	85.8	18	1180	1072	161892
15	1	53.2	18	-	-	315205
16	1	60.2	18	-	-	468177
17	2	76.5	18	1807	-	618973
18	2	68.9	18	1638	-	143172
19	1	59	18	-	-	296239
20						

Trial Number:			2			Detection (Yes/No)
Number of Bursts in Trial:			8			
Chirp Center Frequency:			5510			Yes
Burst	Number of Pulses	Pulse Width (Microseconds)	Chirp Width (MHz)	Pulse 1-to-2 Spacing (µsec)	Pulse 2-to-3 Spacing (µsec)	Starting Location Within Interval (µsec)
1	2	67.3	5	1154	-	1067220
2	2	74.8	5	1511	-	1430232
3	3	95.3	5	1656	1991	296099
4	3	93.9	5	1813	1374	658898
5	1	55.4	5	-	-	1023836
6	1	52.5	5	-	-	1387364
7	1	53.6	5	-	-	251944
8	1	50.8	5	-	-	615286
9						
10						
11						
12						
13						
14						
15						
16						
17						
18						
19						
20						

DFS Radar Parameters
FCC Radar Type 5
Channel 102 Bandwidth 40MHz

Trial Number:			3			Detection (Yes/No)
Number of Bursts in Trial:			13			
Chirp Center Frequency:			5510			Yes
Burst	Number of Pulses	Pulse Width (Microseconds)	Chirp Width (MHz)	Pulse 1-to-2 Spacing (µsec)	Pulse 2-to-3 Spacing (µsec)	Starting Location Within Interval (µsec)
1	3	87.5	12	1518	1746	599720
2	3	92.5	12	1870	1555	822705
3	3	93.3	12	1809	1816	126975
4	1	66.4	12	-	-	350791
5	3	97.9	12	1894	1671	572429
6	1	66.3	12	-	-	798059
7	2	67.1	12	1853	-	99735
8	3	93.1	12	1103	1364	322476
9	1	59.4	12	-	-	546792
10	1	65.9	12	-	-	770223
11	1	65.9	12	-	-	72412
12	2	78.4	12	1351	-	295451
13	2	67.3	12	1532	-	518761
14						
15						
16						
17						
18						
19						
20						

Trial Number:			4			Detection (Yes/No)
Number of Bursts in Trial:			10			
Chirp Center Frequency:			5510			Yes
Burst	Number of Pulses	Pulse Width (Microseconds)	Chirp Width (MHz)	Pulse 1-to-2 Spacing (µsec)	Pulse 2-to-3 Spacing (µsec)	Starting Location Within Interval (µsec)
1	2	70	7	1605	-	965070
2	2	78	7	1146	-	58276
3	1	65.9	7	-	-	349031
4	2	74.8	7	1730	-	638976
5	1	64	7	-	-	930064
6	2	82.3	7	1314	-	22504
7	1	52.5	7	-	-	313183
8	2	80.3	7	1322	-	603445
9	2	67.9	7	1095	-	893652
10	1	54.2	7	-	-	1185137
11						
12						
13						
14						
15						
16						
17						
18						
19						
20						

DFS Radar Parameters
FCC Radar Type 5
Channel 102 Bandwidth 40MHz

Trial Number:			5			Detection (Yes/No)
Number of Bursts in Trial:			11			
Chirp Center Frequency:			5510			Yes
Burst	Number of Pulses	Pulse Width (Microseconds)	Chirp Width (MHz)	Pulse 1-to-2 Spacing (µsec)	Pulse 2-to-3 Spacing (µsec)	Starting Location Within Interval (µsec)
1	2	72.4	9	1764	-	251795
2	2	68.9	9	1776	-	515482
3	1	51.7	9	-	-	780421
4	3	97.7	9	1425	1761	1041907
5	1	54	9	-	-	219632
6	3	97.9	9	1395	1350	482542
7	1	58	9	-	-	748281
8	2	67.1	9	1026	-	1011500
9	1	55.4	9	-	-	187062
10	1	59.1	9	-	-	451460
11	3	97.8	9	1943	1542	713479
12						
13						
14						
15						
16						
17						
18						
19						
20						

Trial Number:			6			Detection (Yes/No)
Number of Bursts in Trial:			20			
Chirp Center Frequency:			5510			Yes
Burst	Number of Pulses	Pulse Width (Microseconds)	Chirp Width (MHz)	Pulse 1-to-2 Spacing (µsec)	Pulse 2-to-3 Spacing (µsec)	Starting Location Within Interval (µsec)
1	2	77.5	20	1335	-	536765
2	1	56.1	20	-	-	84912
3	3	93.7	20	1167	1010	229388
4	2	73	20	1116	-	374214
5	3	97.7	20	1417	1687	517782
6	3	92.9	20	1082	1917	66644
7	3	96.6	20	1970	1319	210876
8	3	92.8	20	1248	1921	355479
9	3	93.8	20	1890	1299	499833
10	3	94.4	20	1649	1544	48845
11	1	60.5	20	-	-	194221
12	3	90.6	20	1632	1558	337369
13	3	91.7	20	1237	1383	482185
14	3	97.3	20	1861	1557	31070
15	3	96.9	20	1003	1591	175699
16	2	79.3	20	1777	-	320666
17	2	69	20	1845	-	465297
18	3	91.4	20	1793	1294	13289
19	2	70.2	20	1738	-	157960
20	1	51	20	-	-	303701

DFS Radar Parameters
FCC Radar Type 5
Channel 102 Bandwidth 40MHz

Trial Number:			7			Detection (Yes/No)
Number of Bursts in Trial:			11			
Chirp Center Frequency:			5510			Yes
Burst	Number of Pulses	Pulse Width (Microseconds)	Chirp Width (MHz)	Pulse 1-to-2 Spacing (µsec)	Pulse 2-to-3 Spacing (µsec)	Starting Location Within Interval (µsec)
1	2	70.6	9	1773	-	815270
2	2	69.5	9	1401	-	1079693
3	3	88.3	9	1652	1787	255142
4	2	70.8	9	1864	-	519499
5	3	97.6	9	1588	1840	782222
6	3	96.1	9	1243	1642	1045795
7	2	68.7	9	1172	-	223200
8	1	63.1	9	-	-	487572
9	3	95.3	9	1883	1332	749645
10	1	51.3	9	-	-	1015787
11	3	98.8	9	1092	1366	190526
12						
13						
14						
15						
16						
17						
18						
19						
20						

Trial Number:			8			Detection (Yes/No)
Number of Bursts in Trial:			20			
Chirp Center Frequency:			5510			Yes
Burst	Number of Pulses	Pulse Width (Microseconds)	Chirp Width (MHz)	Pulse 1-to-2 Spacing (µsec)	Pulse 2-to-3 Spacing (µsec)	Starting Location Within Interval (µsec)
1	1	60.5	20	-	-	250225
2	2	69.3	20	1640	-	394407
3	2	69.6	20	1254	-	539048
4	3	92.5	20	1587	1606	86585
5	2	71.8	20	1961	-	231517
6	2	72.3	20	1895	-	376256
7	1	51.8	20	-	-	522134
8	1	66.4	20	-	-	69148
9	3	89.5	20	1803	1907	212972
10	1	56	20	-	-	359257
11	3	87.6	20	1275	1288	502600
12	2	74.1	20	1499	-	51139
13	1	59.8	20	-	-	196238
14	1	61.9	20	-	-	341796
15	2	78.3	20	1452	-	485839
16	1	60	20	-	-	33335
17	1	50.3	20	-	-	178406
18	1	57.2	20	-	-	323544
19	2	68.5	20	1796	-	467739
20	3	89	20	1641	1055	15408

DFS Radar Parameters
FCC Radar Type 5
Channel 102 Bandwidth 40MHz

Trial Number:			9			Detection (Yes/No)
Number of Bursts in Trial:			17			
Chirp Center Frequency:			5510			Yes
Burst	Number of Pulses	Pulse Width (Microseconds)	Chirp Width (MHz)	Pulse 1-to-2 Spacing (µsec)	Pulse 2-to-3 Spacing (µsec)	Starting Location Within Interval (µsec)
1	2	75.8	16	1241	-	188830
2	3	85.2	16	1250	1708	358417
3	1	58	16	-	-	530667
4	2	77.2	16	1612	-	700427
5	1	58	16	-	-	167896
6	2	67.9	16	1772	-	338231
7	2	72.8	16	1495	-	508707
8	2	75.5	16	1087	-	679567
9	1	51.5	16	-	-	146921
10	2	74.1	16	1611	-	316918
11	3	83.5	16	1804	1058	486446
12	3	97.6	16	1453	1519	656895
13	3	92.5	16	1429	1197	125429
14	3	95.6	16	1293	1502	295672
15	3	100	16	1680	1910	465186
16	2	71.3	16	1624	-	636951
17	2	72.1	16	1338	-	104668
18						
19						
20						

Trial Number:			10			Detection (Yes/No)
Number of Bursts in Trial:			18			
Chirp Center Frequency:			5510			Yes
Burst	Number of Pulses	Pulse Width (Microseconds)	Chirp Width (MHz)	Pulse 1-to-2 Spacing (µsec)	Pulse 2-to-3 Spacing (µsec)	Starting Location Within Interval (µsec)
1	1	54.8	17	-	-	260523
2	2	75	17	1207	-	420668
3	1	57	17	-	-	583356
4	2	67.2	17	1583	-	79006
5	2	74.9	17	1066	-	240055
6	2	80.8	17	1692	-	400825
7	3	95.1	17	1346	1333	560769
8	2	83	17	1485	-	59207
9	3	95.5	17	1732	1147	219815
10	2	78.4	17	1188	-	381097
11	1	58.9	17	-	-	543085
12	2	69.2	17	1342	-	39359
13	3	86.1	17	1199	1719	199951
14	2	68.4	17	1631	-	361347
15	1	55.9	17	-	-	523600
16	2	76.7	17	1848	-	19506
17	1	62.4	17	-	-	180947
18	2	72.9	17	1048	-	341433
19						
20						

DFS Radar Parameters
FCC Radar Type 5
Channel 102 Bandwidth 40MHz

Trial Number:			11			Detection (Yes/No)
Number of Bursts in Trial:			19			
Chirp Center Frequency:			5498			Yes
Burst	Number of Pulses	Pulse Width (Microseconds)	Chirp Width (MHz)	Pulse 1-to-2 Spacing (µsec)	Pulse 2-to-3 Spacing (µsec)	Starting Location Within Interval (µsec)
1	2	75.4	19	1274	-	476197
2	1	61.2	19	-	-	629345
3	3	92.4	19	1415	1893	151820
4	3	84.5	19	1427	1835	303972
5	1	53.9	19	-	-	458169
6	3	99.5	19	1311	1828	607500
7	2	76.3	19	1226	-	133485
8	1	64.8	19	-	-	286477
9	1	65.4	19	-	-	439279
10	2	72.6	19	1847	-	590287
11	3	90.1	19	1201	1419	114312
12	2	81.7	19	1748	-	267112
13	1	64.2	19	-	-	420510
14	1	61.9	19	-	-	573300
15	1	56.9	19	-	-	96092
16	3	88	19	1267	1168	247922
17	3	95.6	19	1509	1837	399569
18	2	82.2	19	1326	-	553062
19	1	61.4	19	-	-	77226
20						

Trial Number:			12			Detection (Yes/No)
Number of Bursts in Trial:			10			
Chirp Center Frequency:			5494			Yes
Burst	Number of Pulses	Pulse Width (Microseconds)	Chirp Width (MHz)	Pulse 1-to-2 Spacing (µsec)	Pulse 2-to-3 Spacing (µsec)	Starting Location Within Interval (µsec)
1	2	71.8	7	1047	-	437191
2	1	50.8	7	-	-	728068
3	1	54.4	7	-	-	1018937
4	1	62.9	7	-	-	111077
5	3	94.2	7	1467	1353	400688
6	1	62.6	7	-	-	692445
7	3	89.5	7	1949	1785	980109
8	1	63.8	7	-	-	75287
9	1	56.2	7	-	-	365829
10	1	65.5	7	-	-	656437
11						
12						
13						
14						
15						
16						
17						
18						
19						
20						

DFS Radar Parameters
FCC Radar Type 5
Channel 102 Bandwidth 40MHz

Trial Number:			13			Detection (Yes/No)
Number of Bursts in Trial:			11			
Chirp Center Frequency:			5494			Yes
Burst	Number of Pulses	Pulse Width (Microseconds)	Chirp Width (MHz)	Pulse 1-to-2 Spacing (µsec)	Pulse 2-to-3 Spacing (µsec)	Starting Location Within Interval (µsec)
1	1	55.7	9	-	-	860890
2	2	77.6	9	1014	-	35837
3	2	70.8	9	1675	-	299615
4	2	80	9	1155	-	563612
5	2	72.6	9	1974	-	827385
6	2	74.6	9	1545	-	3333
7	1	60	9	-	-	267478
8	2	79.7	9	1409	-	530951
9	2	70.3	9	1706	-	794778
10	2	71.1	9	1543	-	1058701
11	1	57.5	9	-	-	235035
12						
13						
14						
15						
16						
17						
18						
19						
20						

Trial Number:			14			Detection (Yes/No)
Number of Bursts in Trial:			17			
Chirp Center Frequency:			5497			Yes
Burst	Number of Pulses	Pulse Width (Microseconds)	Chirp Width (MHz)	Pulse 1-to-2 Spacing (µsec)	Pulse 2-to-3 Spacing (µsec)	Starting Location Within Interval (µsec)
1	3	90.9	16	1819	1881	321133
2	1	60	16	-	-	493753
3	1	65.4	16	-	-	664816
4	2	72.5	16	1242	-	130770
5	3	93	16	1151	1551	300731
6	1	63.7	16	-	-	472725
7	1	64.1	16	-	-	643005
8	3	97.1	16	1724	1166	109433
9	1	62.2	16	-	-	280642
10	3	98.2	16	1158	1460	449613
11	2	72.8	16	1077	-	621743
12	2	73.7	16	1770	-	88640
13	1	65.2	16	-	-	259538
14	3	90.6	16	1947	1934	427900
15	2	72.1	16	1778	-	599783
16	2	71	16	1985	-	67546
17	3	98.3	16	1474	1801	237417
18						
19						
20						

DFS Radar Parameters
FCC Radar Type 5
Channel 102 Bandwidth 40MHz

Trial Number:			15			Detection (Yes/No)
Number of Bursts in Trial:			8			
Chirp Center Frequency:			5493			Yes
Burst	Number of Pulses	Pulse Width (Microseconds)	Chirp Width (MHz)	Pulse 1-to-2 Spacing (µsec)	Pulse 2-to-3 Spacing (µsec)	Starting Location Within Interval (µsec)
1	3	98.3	6	1084	1703	869626
2	2	71.9	6	1148	-	1233943
3	1	64.4	6	-	-	99434
4	3	85.6	6	1604	1296	461836
5	2	70.1	6	1976	-	825268
6	3	99.4	6	1580	1602	1186830
7	1	59.6	6	-	-	54662
8	3	95	6	1660	1112	417202
9						
10						
11						
12						
13						
14						
15						
16						
17						
18						
19						
20						

Trial Number:			16			Detection (Yes/No)
Number of Bursts in Trial:			10			
Chirp Center Frequency:			5494			Yes
Burst	Number of Pulses	Pulse Width (Microseconds)	Chirp Width (MHz)	Pulse 1-to-2 Spacing (µsec)	Pulse 2-to-3 Spacing (µsec)	Starting Location Within Interval (µsec)
1	2	69.2	8	1704	-	623917
2	1	51.6	8	-	-	915362
3	3	91.6	8	1854	1799	7890
4	3	87.3	8	1899	1938	297614
5	3	96.9	8	1808	1018	587777
6	1	58.2	8	-	-	879935
7	2	75.2	8	1434	-	1169365
8	1	61	8	-	-	262813
9	1	53.8	8	-	-	553674
10	2	81	8	1490	-	842996
11						
12						
13						
14						
15						
16						
17						
18						
19						
20						

DFS Radar Parameters
FCC Radar Type 5
Channel 102 Bandwidth 40MHz

Trial Number:			17			Detection (Yes/No)
Number of Bursts in Trial:			14			
Chirp Center Frequency:			5496			Yes
Burst	Number of Pulses	Pulse Width (Microseconds)	Chirp Width (MHz)	Pulse 1-to-2 Spacing (µsec)	Pulse 2-to-3 Spacing (µsec)	Starting Location Within Interval (µsec)
1	3	90.8	13	1064	1020	808103
2	3	89	13	1046	1272	161650
3	3	90.5	13	1993	1420	367935
4	1	51.2	13	-	-	577228
5	3	98.9	13	1192	1355	782722
6	2	75.4	13	1601	-	136219
7	2	66.8	13	1309	-	343302
8	3	94.1	13	1349	1107	550122
9	2	67.4	13	1348	-	758177
10	2	82.9	13	1225	-	110772
11	1	53.8	13	-	-	318272
12	1	55.6	13	-	-	525740
13	3	89.5	13	1157	1842	731153
14	1	50.5	13	-	-	85338
15						
16						
17						
18						
19						
20						

Trial Number:			18			Detection (Yes/No)
Number of Bursts in Trial:			12			
Chirp Center Frequency:			5495			Yes
Burst	Number of Pulses	Pulse Width (Microseconds)	Chirp Width (MHz)	Pulse 1-to-2 Spacing (µsec)	Pulse 2-to-3 Spacing (µsec)	Starting Location Within Interval (µsec)
1	1	53.6	11	-	-	341904
2	1	61.8	11	-	-	583849
3	2	81.5	11	1995	-	824090
4	3	98.5	11	1011	1967	69585
5	1	56.6	11	-	-	311827
6	2	72	11	1821	-	553205
7	2	70.7	11	1913	-	794673
8	1	60.7	11	-	-	39971
9	1	55.7	11	-	-	282155
10	2	77.5	11	1578	-	523213
11	2	73.7	11	1096	-	765709
12	1	62	11	-	-	10125
13						
14						
15						
16						
17						
18						
19						
20						

DFS Radar Parameters
FCC Radar Type 5
Channel 102 Bandwidth 40MHz

Trial Number:			19			Detection (Yes/No)
Number of Bursts in Trial:			10			
Chirp Center Frequency:			5494			Yes
Burst	Number of Pulses	Pulse Width (Microseconds)	Chirp Width (MHz)	Pulse 1-to-2 Spacing (µsec)	Pulse 2-to-3 Spacing (µsec)	Starting Location Within Interval (µsec)
1	2	72.5	7	1108	-	302625
2	1	59.7	7	-	-	593432
3	1	65.3	7	-	-	884073
4	3	89.9	7	1982	1093	1171366
5	3	97.7	7	1889	1852	266250
6	1	62.6	7	-	-	557784
7	1	61.3	7	-	-	848478
8	1	59.5	7	-	-	1138765
9	2	81.3	7	1929	-	230925
10	2	82	7	1521	-	521374
11						
12						
13						
14						
15						
16						
17						
18						
19						
20						

Trial Number:			20			Detection (Yes/No)
Number of Bursts in Trial:			12			
Chirp Center Frequency:			5495			Yes
Burst	Number of Pulses	Pulse Width (Microseconds)	Chirp Width (MHz)	Pulse 1-to-2 Spacing (µsec)	Pulse 2-to-3 Spacing (µsec)	Starting Location Within Interval (µsec)
1	1	57.8	10	-	-	676759
2	3	97.1	10	1944	1550	916264
3	2	73	10	1054	-	162706
4	3	89.1	10	1143	1265	403916
5	2	68.8	10	1491	-	646447
6	2	76.1	10	1029	-	888730
7	2	82	10	1123	-	132859
8	2	76.8	10	1458	-	374724
9	3	91.2	10	1589	1829	615169
10	1	63.6	10	-	-	859683
11	1	62.2	10	-	-	103180
12	3	91.1	10	1270	1563	344399
13						
14						
15						
16						
17						
18						
19						
20						

DFS Radar Parameters
FCC Radar Type 5
Channel 102 Bandwidth 40MHz

Trial Number:			21			Detection (Yes/No)
Number of Bursts in Trial:			14			
Chirp Center Frequency:			5524			Yes
Burst	Number of Pulses	Pulse Width (Microseconds)	Chirp Width (MHz)	Pulse 1-to-2 Spacing (µsec)	Pulse 2-to-3 Spacing (µsec)	Starting Location Within Interval (µsec)
1	3	83.7	12	1486	1697	501789
2	3	85.1	12	1303	1756	708214
3	2	76.7	12	1579	-	62691
4	2	76.7	12	1448	-	269962
5	1	54.4	12	-	-	478018
6	2	81.9	12	1040	-	684232
7	1	60.2	12	-	-	37256
8	2	80.1	12	1817	-	244390
9	2	83.3	12	1173	-	451592
10	1	63	12	-	-	660097
11	2	77.5	12	1328	-	11683
12	3	86.9	12	1942	1411	218417
13	1	52.8	12	-	-	426724
14	1	57	12	-	-	634547
15						
16						
17						
18						
19						
20						

Trial Number:			22			Detection (Yes/No)
Number of Bursts in Trial:			19			
Chirp Center Frequency:			5522			Yes
Burst	Number of Pulses	Pulse Width (Microseconds)	Chirp Width (MHz)	Pulse 1-to-2 Spacing (µsec)	Pulse 2-to-3 Spacing (µsec)	Starting Location Within Interval (µsec)
1	2	78.7	19	1446	-	618494
2	2	77.5	19	1774	-	142157
3	3	85.3	19	1752	1978	293474
4	3	91.2	19	1707	1659	445609
5	3	94.3	19	1956	1367	597826
6	2	79.9	19	1763	-	123433
7	2	69.3	19	1023	-	276080
8	2	71.6	19	1194	-	428746
9	1	53.9	19	-	-	582672
10	3	84.5	19	1489	1463	104506
11	2	75.5	19	1814	-	256856
12	2	67.6	19	1501	-	409368
13	1	53.1	19	-	-	563656
14	3	94.7	19	1755	1292	85666
15	2	78.7	19	1908	-	238129
16	2	79	19	1085	-	391093
17	3	86.3	19	1498	1198	542496
18	1	60.1	19	-	-	67339
19	3	99.9	19	1053	1997	219157
20						

DFS Radar Parameters
FCC Radar Type 5
Channel 102 Bandwidth 40MHz

Trial Number:			23			Detection (Yes/No)
Number of Bursts in Trial:			19			
Chirp Center Frequency:			5522			Yes
Burst	Number of Pulses	Pulse Width (Microseconds)	Chirp Width (MHz)	Pulse 1-to-2 Spacing (µsec)	Pulse 2-to-3 Spacing (µsec)	Starting Location Within Interval (µsec)
1	2	81.5	19	1639	-	372264
2	2	76.1	19	1391	-	524345
3	2	80.2	19	1933	-	48333
4	1	63.2	19	-	-	201358
5	2	70.9	19	1016	-	353472
6	1	58.2	19	-	-	506540
7	2	79.4	19	1433	-	29579
8	3	99.4	19	1164	1559	181630
9	1	51.1	19	-	-	335278
10	3	98.7	19	1440	1451	485771
11	3	94.9	19	1826	1520	10786
12	2	69.5	19	1896	-	163103
13	3	86.2	19	1422	1988	314830
14	3	86.2	19	1673	1568	467090
15	1	61.7	19	-	-	622494
16	3	97.4	19	1300	1662	144048
17	1	54.4	19	-	-	297836
18	3	91.5	19	1891	1152	448564
19	1	50	19	-	-	603160
20						

Trial Number:			24			Detection (Yes/No)
Number of Bursts in Trial:			9			
Chirp Center Frequency:			5527			Yes
Burst	Number of Pulses	Pulse Width (Microseconds)	Chirp Width (MHz)	Pulse 1-to-2 Spacing (µsec)	Pulse 2-to-3 Spacing (µsec)	Starting Location Within Interval (µsec)
1	2	69.3	6	1387	-	266049
2	2	82.4	6	1400	-	588580
3	2	71.7	6	1903	-	911148
4	1	62	6	-	-	1235696
5	2	81.2	6	1224	-	226286
6	3	92.2	6	1002	1666	548539
7	1	51.1	6	-	-	872425
8	3	86.8	6	1329	1136	1193509
9	2	78.8	6	1690	-	186483
10						
11						
12						
13						
14						
15						
16						
17						
18						
19						
20						

DFS Radar Parameters
FCC Radar Type 5
Channel 102 Bandwidth 40MHz

Trial Number:			25			Detection (Yes/No)
Number of Bursts in Trial:			8			
Chirp Center Frequency:			5527			Yes
Burst	Number of Pulses	Pulse Width (Microseconds)	Chirp Width (MHz)	Pulse 1-to-2 Spacing (µsec)	Pulse 2-to-3 Spacing (µsec)	Starting Location Within Interval (µsec)
1	1	65.5	5	-	-	573542
2	1	51.4	5	-	-	936917
3	1	54.3	5	-	-	1300062
4	2	76.7	5	1165	-	165220
5	2	67.3	5	1183	-	528390
6	3	87.1	5	1871	1298	890243
7	2	71.4	5	1080	-	1255020
8	2	81	5	1435	-	120478
9						
10						
11						
12						
13						
14						
15						
16						
17						
18						
19						
20						

Trial Number:			26			Detection (Yes/No)
Number of Bursts in Trial:			8			
Chirp Center Frequency:			5527			Yes
Burst	Number of Pulses	Pulse Width (Microseconds)	Chirp Width (MHz)	Pulse 1-to-2 Spacing (µsec)	Pulse 2-to-3 Spacing (µsec)	Starting Location Within Interval (µsec)
1	3	98.5	6	1050	1271	483285
2	1	64.3	6	-	-	847340
3	1	64.3	6	-	-	1211132
4	2	82.9	6	1515	-	75776
5	1	64.8	6	-	-	439179
6	2	80.5	6	1516	-	802095
7	2	68.2	6	1493	-	1165262
8	2	72.9	6	1858	-	31055
9						
10						
11						
12						
13						
14						
15						
16						
17						
18						
19						
20						

DFS Radar Parameters
FCC Radar Type 5
Channel 102 Bandwidth 40MHz

Trial Number:			27			Detection (Yes/No)
Number of Bursts in Trial:			8			
Chirp Center Frequency:			5527			Yes
Burst	Number of Pulses	Pulse Width (Microseconds)	Chirp Width (MHz)	Pulse 1-to-2 Spacing (µsec)	Pulse 2-to-3 Spacing (µsec)	Starting Location Within Interval (µsec)
1	1	59.1	5	-	-	394534
2	1	64.9	5	-	-	757706
3	3	89.4	5	1610	1203	1118944
4	2	81.4	5	1065	-	1483856
5	3	91.4	5	1221	1475	349086
6	3	97.3	5	1972	1904	711378
7	2	74.2	5	1178	-	1075978
8	3	87.5	5	1507	1260	1437127
9						
10						
11						
12						
13						
14						
15						
16						
17						
18						
19						
20						

Trial Number:			28			Detection (Yes/No)
Number of Bursts in Trial:			17			
Chirp Center Frequency:			5523			Yes
Burst	Number of Pulses	Pulse Width (Microseconds)	Chirp Width (MHz)	Pulse 1-to-2 Spacing (µsec)	Pulse 2-to-3 Spacing (µsec)	Starting Location Within Interval (µsec)
1	3	86.3	16	1368	1445	142778
2	3	90.8	16	1646	1930	312686
3	2	67.4	16	1683	-	483617
4	1	59.7	16	-	-	655419
5	1	64	16	-	-	122282
6	3	99.1	16	1655	1679	291680
7	2	71	16	1431	-	462894
8	2	69.8	16	1426	-	633592
9	2	71.4	16	1373	-	101028
10	1	50.6	16	-	-	272080
11	3	83.8	16	1122	1418	441421
12	3	99.8	16	1525	1318	611483
13	3	94.4	16	1924	1127	79931
14	2	68.1	16	1962	-	250446
15	1	52.2	16	-	-	422044
16	3	99.1	16	1517	1744	590381
17	1	64.8	16	-	-	59229
18						
19						
20						

DFS Radar Parameters
FCC Radar Type 5
Channel 102 Bandwidth 40MHz

Trial Number:			29			Detection (Yes/No)
Number of Bursts in Trial:			19			
Chirp Center Frequency:			5522			Yes
Burst	Number of Pulses	Pulse Width (Microseconds)	Chirp Width (MHz)	Pulse 1-to-2 Spacing (µsec)	Pulse 2-to-3 Spacing (µsec)	Starting Location Within Interval (µsec)
1	2	80.8	18	1637	-	205363
2	3	99	18	1797	1005	356926
3	3	90.2	18	1216	1832	508866
4	2	77.2	18	1033	-	34082
5	2	67.1	18	1865	-	186465
6	1	54.5	18	-	-	340001
7	1	51.8	18	-	-	492214
8	1	53.5	18	-	-	15302
9	3	89.1	18	1856	1815	167233
10	2	72	18	1536	-	319979
11	2	77.3	18	1701	-	472838
12	1	61.8	18	-	-	626408
13	1	55.4	18	-	-	149228
14	3	87.4	18	1833	1650	300359
15	2	68.3	18	1315	-	453700
16	2	77.2	18	1074	-	606327
17	2	66.8	18	1013	-	130232
18	3	90.4	18	1810	1725	281548
19	2	76.6	18	1253	-	435368
20						

Trial Number:			30			Detection (Yes/No)
Number of Bursts in Trial:			19			
Chirp Center Frequency:			5522			Yes
Burst	Number of Pulses	Pulse Width (Microseconds)	Chirp Width (MHz)	Pulse 1-to-2 Spacing (µsec)	Pulse 2-to-3 Spacing (µsec)	Starting Location Within Interval (µsec)
1	2	69.6	18	1927	-	587136
2	1	61.6	18	-	-	111617
3	2	66.9	18	1305	-	264054
4	3	99.4	18	1461	2000	414898
5	3	93.4	18	1699	1061	567315
6	3	94.6	18	1830	1125	92394
7	1	61.5	18	-	-	245497
8	1	64.2	18	-	-	398234
9	3	96.8	18	1918	1208	548626
10	2	68.4	18	1088	-	73908
11	2	78.6	18	1052	-	226472
12	3	91	18	1684	1470	377993
13	1	62.7	18	-	-	532864
14	3	90.3	18	1325	1925	54888
15	1	66.6	18	-	-	207959
16	1	60.6	18	-	-	360788
17	3	98.4	18	1614	1736	511016
18	3	84.1	18	1693	1022	36189
19	1	60.3	18	-	-	189071
20						

Report Number : FZ292109B

DFS Radar Parameters
FCC Radar Type 1
Channel 106 Bandwidth 80MHz

Trial #	Pulse Repetition Frequency Number (1 to 23)	Pulse Repetition Frequency (Pulses Per Second)	Pulse Repetition Interval (Microseconds)	Detection (Yes / No)
1	1	1930.50	518	Yes
2	17	1193.32	838	Yes
3	10	1432.66	698	Yes
4	15	1253.13	798	Yes
5	7	1567.40	638	Yes
6	18	1165.50	858	Yes
7	5	1672.24	598	Yes
8	4	1730.10	578	Yes
9	11	1392.76	718	No
10	12	1355.01	738	Yes
11	14	1285.35	778	Yes
12	12	326.16	3066	Yes
13	2	1858.74	538	No
14	3	1792.11	558	Yes
15	22	1066.10	938	Yes
16		406.67	2459	Yes
17		600.24	1666	Yes
18		558.66	1790	Yes
19		1915.71	522	Yes
20		337.38	2964	Yes
21		1300.39	769	Yes
22		583.77	1713	Yes
23		454.13	2202	Yes
24		856.90	1167	Yes
25		1600.00	625	Yes
26		434.22	2303	Yes
27		1492.54	670	Yes
28		373.97	2674	Yes
29		528.82	1891	Yes
30		1517.45	659	Yes

DFS Radar Parameters
FCC Radar Type 2
Channel 106 Bandwidth 80MHz

Trial #	Number Pulses per Burst	Pulse Width (Microseconds)	Pulse Repetition Interval (Microseconds)	Detection (Yes / No)
1	29	4.50	178	Yes
2	23	1.10	193	Yes
3	26	2.80	177	Yes
4	24	1.60	206	Yes
5	24	2.00	227	Yes
6	29	4.90	194	Yes
7	25	2.20	190	No
8	29	4.90	167	Yes
9	28	4.00	201	Yes
10	28	4.20	213	Yes
11	29	4.70	166	Yes
12	24	1.70	168	No
13	24	2.10	216	Yes
14	28	3.90	218	Yes
15	23	1.20	152	Yes
16	24	1.80	179	Yes
17	26	3.10	161	Yes
18	25	2.50	156	Yes
19	24	1.70	200	Yes
20	25	2.40	183	Yes
21	26	3.00	189	Yes
22	29	4.70	229	Yes
23	29	4.50	198	Yes
24	23	1.40	180	Yes
25	23	1.20	185	No
26	23	1.20	217	Yes
27	23	1.00	181	Yes
28	28	4.00	228	Yes
29	28	4.40	162	Yes
30	29	4.50	173	Yes

DFS Radar Parameters
FCC Radar Type 3
Channel 106 Bandwidth 80MHz

Trial #	Number Pulses per Burst	Pulse Width (Microseconds)	Pulse Repetition Interval (Microseconds)	Detection (Yes / No)
1	18	9.50	220	Yes
2	16	6.10	354	Yes
3	17	7.80	214	No
4	16	6.60	459	Yes
5	16	7.00	431	Yes
6	18	9.90	385	Yes
7	16	7.20	391	Yes
8	18	9.90	249	Yes
9	18	9.00	309	No
10	18	9.20	458	Yes
11	18	9.70	369	Yes
12	16	6.70	413	Yes
13	16	7.10	365	No
14	18	8.90	291	Yes
15	16	6.20	203	Yes
16	16	6.80	308	Yes
17	17	8.10	297	Yes
18	17	7.50	428	Yes
19	16	6.70	480	Yes
20	17	7.40	394	Yes
21	17	8.00	234	Yes
22	18	9.70	405	Yes
23	18	9.50	305	No
24	16	6.40	320	No
25	16	6.20	326	Yes
26	16	6.20	345	Yes
27	16	6.00	418	Yes
28	18	9.00	406	Yes
29	18	9.40	253	Yes
30	18	9.50	332	Yes

DFS Radar Parameters
FCC Radar Type 4
Channel 106 Bandwidth 80MHz

Trial #	Number Pulses per Burst	Pulse Width (Microseconds)	Pulse Repetition Interval (Microseconds)	Detection (Yes / No)
1	16	18.80	220	Yes
2	12	11.30	354	Yes
3	14	15.10	214	Yes
4	12	12.40	459	Yes
5	13	13.30	431	No
6	16	19.80	385	Yes
7	13	13.70	391	No
8	16	19.80	249	Yes
9	15	17.70	309	Yes
10	15	18.10	458	Yes
11	16	19.20	369	Yes
12	12	12.60	413	Yes
13	13	13.40	365	No
14	15	17.50	291	Yes
15	12	11.50	203	Yes
16	13	12.80	308	Yes
17	14	15.80	297	Yes
18	13	14.40	428	No
19	12	12.60	480	Yes
20	13	14.10	394	Yes
21	14	15.50	234	Yes
22	16	19.20	405	Yes
23	16	18.90	305	Yes
24	12	11.90	320	Yes
25	12	11.40	326	No
26	12	11.60	345	No
27	12	11.10	418	Yes
28	15	17.80	406	Yes
29	16	18.70	253	Yes
30	16	18.80	332	Yes

DFS Radar Parameters
FCC Radar Type 5
Channel 106 Bandwidth 80MHz

Trial Number:			1			Detection (Yes/No)
Number of Bursts in Trial:			19			
Chirp Center Frequency:			5530			Yes
Burst	Number of Pulses	Pulse Width (Microseconds)	Chirp Width (MHz)	Pulse 1-to-2 Spacing (µsec)	Pulse 2-to-3 Spacing (µsec)	Starting Location Within Interval (µsec)
1	3	93.2	18	1718	1594	65784
2	1	51.8	18	-	-	219040
3	2	72.5	18	1533	-	370915
4	1	57.9	18	-	-	524830
5	1	62.7	18	-	-	47277
6	3	98.7	18	1987	1487	198821
7	1	65	18	-	-	352804
8	3	98.6	18	1231	1488	503594
9	3	87	18	1476	1668	28305
10	3	89.4	18	1782	1537	180291
11	3	95.5	18	1726	1530	332196
12	1	59.1	18	-	-	487225
13	1	63.7	18	-	-	9611
14	3	85.8	18	1180	1072	161892
15	1	53.2	18	-	-	315205
16	1	60.2	18	-	-	468177
17	2	76.5	18	1807	-	618973
18	2	68.9	18	1638	-	143172
19	1	59	18	-	-	296239
20						

Trial Number:			2			Detection (Yes/No)
Number of Bursts in Trial:			8			
Chirp Center Frequency:			5530			Yes
Burst	Number of Pulses	Pulse Width (Microseconds)	Chirp Width (MHz)	Pulse 1-to-2 Spacing (µsec)	Pulse 2-to-3 Spacing (µsec)	Starting Location Within Interval (µsec)
1	2	67.3	5	1154	-	1067220
2	2	74.8	5	1511	-	1430232
3	3	95.3	5	1656	1991	296099
4	3	93.9	5	1813	1374	658898
5	1	55.4	5	-	-	1023836
6	1	52.5	5	-	-	1387364
7	1	53.6	5	-	-	251944
8	1	50.8	5	-	-	615286
9						
10						
11						
12						
13						
14						
15						
16						
17						
18						
19						
20						

DFS Radar Parameters
FCC Radar Type 5
Channel 106 Bandwidth 80MHz

Trial Number:			3			Detection (Yes/No)
Number of Bursts in Trial:			13			
Chirp Center Frequency:			5530			Yes
Burst	Number of Pulses	Pulse Width (Microseconds)	Chirp Width (MHz)	Pulse 1-to-2 Spacing (µsec)	Pulse 2-to-3 Spacing (µsec)	Starting Location Within Interval (µsec)
1	3	87.5	12	1518	1746	599720
2	3	92.5	12	1870	1555	822705
3	3	93.3	12	1809	1816	126975
4	1	66.4	12	-	-	350791
5	3	97.9	12	1894	1671	572429
6	1	66.3	12	-	-	798059
7	2	67.1	12	1853	-	99735
8	3	93.1	12	1103	1364	322476
9	1	59.4	12	-	-	546792
10	1	65.9	12	-	-	770223
11	1	65.9	12	-	-	72412
12	2	78.4	12	1351	-	295451
13	2	67.3	12	1532	-	518761
14						
15						
16						
17						
18						
19						
20						

Trial Number:			4			Detection (Yes/No)
Number of Bursts in Trial:			10			
Chirp Center Frequency:			5530			Yes
Burst	Number of Pulses	Pulse Width (Microseconds)	Chirp Width (MHz)	Pulse 1-to-2 Spacing (µsec)	Pulse 2-to-3 Spacing (µsec)	Starting Location Within Interval (µsec)
1	2	70	7	1605	-	965070
2	2	78	7	1146	-	58276
3	1	65.9	7	-	-	349031
4	2	74.8	7	1730	-	638976
5	1	64	7	-	-	930064
6	2	82.3	7	1314	-	22504
7	1	52.5	7	-	-	313183
8	2	80.3	7	1322	-	603445
9	2	67.9	7	1095	-	893652
10	1	54.2	7	-	-	1185137
11						
12						
13						
14						
15						
16						
17						
18						
19						
20						

DFS Radar Parameters
FCC Radar Type 5
Channel 106 Bandwidth 80MHz

Trial Number:			5			Detection (Yes/No)
Number of Bursts in Trial:			11			
Chirp Center Frequency:			5530			Yes
Burst	Number of Pulses	Pulse Width (Microseconds)	Chirp Width (MHz)	Pulse 1-to-2 Spacing (µsec)	Pulse 2-to-3 Spacing (µsec)	Starting Location Within Interval (µsec)
1	2	72.4	9	1764	-	251795
2	2	68.9	9	1776	-	515482
3	1	51.7	9	-	-	780421
4	3	97.7	9	1425	1761	1041907
5	1	54	9	-	-	219632
6	3	97.9	9	1395	1350	482542
7	1	58	9	-	-	748281
8	2	67.1	9	1026	-	1011500
9	1	55.4	9	-	-	187062
10	1	59.1	9	-	-	451460
11	3	97.8	9	1943	1542	713479
12						
13						
14						
15						
16						
17						
18						
19						
20						

Trial Number:			6			Detection (Yes/No)
Number of Bursts in Trial:			20			
Chirp Center Frequency:			5530			Yes
Burst	Number of Pulses	Pulse Width (Microseconds)	Chirp Width (MHz)	Pulse 1-to-2 Spacing (µsec)	Pulse 2-to-3 Spacing (µsec)	Starting Location Within Interval (µsec)
1	2	77.5	20	1335	-	536765
2	1	56.1	20	-	-	84912
3	3	93.7	20	1167	1010	229388
4	2	73	20	1116	-	374214
5	3	97.7	20	1417	1687	517782
6	3	92.9	20	1082	1917	66644
7	3	96.6	20	1970	1319	210876
8	3	92.8	20	1248	1921	355479
9	3	93.8	20	1890	1299	499833
10	3	94.4	20	1649	1544	48845
11	1	60.5	20	-	-	194221
12	3	90.6	20	1632	1558	337369
13	3	91.7	20	1237	1383	482185
14	3	97.3	20	1861	1557	31070
15	3	96.9	20	1003	1591	175699
16	2	79.3	20	1777	-	320666
17	2	69	20	1845	-	465297
18	3	91.4	20	1793	1294	13289
19	2	70.2	20	1738	-	157960
20	1	51	20	-	-	303701

DFS Radar Parameters
FCC Radar Type 5
Channel 106 Bandwidth 80MHz

Trial Number:			7			Detection (Yes/No)
Number of Bursts in Trial:			11			
Chirp Center Frequency:			5530			Yes
Burst	Number of Pulses	Pulse Width (Microseconds)	Chirp Width (MHz)	Pulse 1-to-2 Spacing (µsec)	Pulse 2-to-3 Spacing (µsec)	Starting Location Within Interval (µsec)
1	2	70.6	9	1773	-	815270
2	2	69.5	9	1401	-	1079693
3	3	88.3	9	1652	1787	255142
4	2	70.8	9	1864	-	519499
5	3	97.6	9	1588	1840	782222
6	3	96.1	9	1243	1642	1045795
7	2	68.7	9	1172	-	223200
8	1	63.1	9	-	-	487572
9	3	95.3	9	1883	1332	749645
10	1	51.3	9	-	-	1015787
11	3	98.8	9	1092	1366	190526
12						
13						
14						
15						
16						
17						
18						
19						
20						

Trial Number:			8			Detection (Yes/No)
Number of Bursts in Trial:			20			
Chirp Center Frequency:			5530			Yes
Burst	Number of Pulses	Pulse Width (Microseconds)	Chirp Width (MHz)	Pulse 1-to-2 Spacing (µsec)	Pulse 2-to-3 Spacing (µsec)	Starting Location Within Interval (µsec)
1	1	60.5	20	-	-	250225
2	2	69.3	20	1640	-	394407
3	2	69.6	20	1254	-	539048
4	3	92.5	20	1587	1606	86585
5	2	71.8	20	1961	-	231517
6	2	72.3	20	1895	-	376256
7	1	51.8	20	-	-	522134
8	1	66.4	20	-	-	69148
9	3	89.5	20	1803	1907	212972
10	1	56	20	-	-	359257
11	3	87.6	20	1275	1288	502600
12	2	74.1	20	1499	-	51139
13	1	59.8	20	-	-	196238
14	1	61.9	20	-	-	341796
15	2	78.3	20	1452	-	485839
16	1	60	20	-	-	33335
17	1	50.3	20	-	-	178406
18	1	57.2	20	-	-	323544
19	2	68.5	20	1796	-	467739
20	3	89	20	1641	1055	15408

DFS Radar Parameters
FCC Radar Type 5
Channel 106 Bandwidth 80MHz

Trial Number:			9			Detection (Yes/No)
Number of Bursts in Trial:			17			
Chirp Center Frequency:			5530			Yes
Burst	Number of Pulses	Pulse Width (Microseconds)	Chirp Width (MHz)	Pulse 1-to-2 Spacing (µsec)	Pulse 2-to-3 Spacing (µsec)	Starting Location Within Interval (µsec)
1	2	75.8	16	1241	-	188830
2	3	85.2	16	1250	1708	358417
3	1	58	16	-	-	530667
4	2	77.2	16	1612	-	700427
5	1	58	16	-	-	167896
6	2	67.9	16	1772	-	338231
7	2	72.8	16	1495	-	508707
8	2	75.5	16	1087	-	679567
9	1	51.5	16	-	-	146921
10	2	74.1	16	1611	-	316918
11	3	83.5	16	1804	1058	486446
12	3	97.6	16	1453	1519	656895
13	3	92.5	16	1429	1197	125429
14	3	95.6	16	1293	1502	295672
15	3	100	16	1680	1910	465186
16	2	71.3	16	1624	-	636951
17	2	72.1	16	1338	-	104668
18						
19						
20						

Trial Number:			10			Detection (Yes/No)
Number of Bursts in Trial:			18			
Chirp Center Frequency:			5530			Yes
Burst	Number of Pulses	Pulse Width (Microseconds)	Chirp Width (MHz)	Pulse 1-to-2 Spacing (µsec)	Pulse 2-to-3 Spacing (µsec)	Starting Location Within Interval (µsec)
1	1	54.8	17	-	-	260523
2	2	75	17	1207	-	420668
3	1	57	17	-	-	583356
4	2	67.2	17	1583	-	79006
5	2	74.9	17	1066	-	240055
6	2	80.8	17	1692	-	400825
7	3	95.1	17	1346	1333	560769
8	2	83	17	1485	-	59207
9	3	95.5	17	1732	1147	219815
10	2	78.4	17	1188	-	381097
11	1	58.9	17	-	-	543085
12	2	69.2	17	1342	-	39359
13	3	86.1	17	1199	1719	199951
14	2	68.4	17	1631	-	361347
15	1	55.9	17	-	-	523600
16	2	76.7	17	1848	-	19506
17	1	62.4	17	-	-	180947
18	2	72.9	17	1048	-	341433
19						
20						

DFS Radar Parameters
FCC Radar Type 5
Channel 106 Bandwidth 80MHz

Trial Number:			11			Detection (Yes/No)
Number of Bursts in Trial:			19			
Chirp Center Frequency:			5499			Yes
Burst	Number of Pulses	Pulse Width (Microseconds)	Chirp Width (MHz)	Pulse 1-to-2 Spacing (µsec)	Pulse 2-to-3 Spacing (µsec)	Starting Location Within Interval (µsec)
1	2	75.4	19	1274	-	476197
2	1	61.2	19	-	-	629345
3	3	92.4	19	1415	1893	151820
4	3	84.5	19	1427	1835	303972
5	1	53.9	19	-	-	458169
6	3	99.5	19	1311	1828	607500
7	2	76.3	19	1226	-	133485
8	1	64.8	19	-	-	286477
9	1	65.4	19	-	-	439279
10	2	72.6	19	1847	-	590287
11	3	90.1	19	1201	1419	114312
12	2	81.7	19	1748	-	267112
13	1	64.2	19	-	-	420510
14	1	61.9	19	-	-	573300
15	1	56.9	19	-	-	96092
16	3	88	19	1267	1168	247922
17	3	95.6	19	1509	1837	399569
18	2	82.2	19	1326	-	553062
19	1	61.4	19	-	-	77226
20						

Trial Number:			12			Detection (Yes/No)
Number of Bursts in Trial:			10			
Chirp Center Frequency:			5494			Yes
Burst	Number of Pulses	Pulse Width (Microseconds)	Chirp Width (MHz)	Pulse 1-to-2 Spacing (µsec)	Pulse 2-to-3 Spacing (µsec)	Starting Location Within Interval (µsec)
1	2	71.8	7	1047	-	437191
2	1	50.8	7	-	-	728068
3	1	54.4	7	-	-	1018937
4	1	62.9	7	-	-	111077
5	3	94.2	7	1467	1353	400688
6	1	62.6	7	-	-	692445
7	3	89.5	7	1949	1785	980109
8	1	63.8	7	-	-	75287
9	1	56.2	7	-	-	365829
10	1	65.5	7	-	-	656437
11						
12						
13						
14						
15						
16						
17						
18						
19						
20						

DFS Radar Parameters
FCC Radar Type 5
Channel 106 Bandwidth 80MHz

Trial Number:			13			Detection (Yes/No)
Number of Bursts in Trial:			11			
Chirp Center Frequency:			5495			Yes
Burst	Number of Pulses	Pulse Width (Microseconds)	Chirp Width (MHz)	Pulse 1-to-2 Spacing (µsec)	Pulse 2-to-3 Spacing (µsec)	Starting Location Within Interval (µsec)
1	1	55.7	9	-	-	860890
2	2	77.6	9	1014	-	35837
3	2	70.8	9	1675	-	299615
4	2	80	9	1155	-	563612
5	2	72.6	9	1974	-	827385
6	2	74.6	9	1545	-	3333
7	1	60	9	-	-	267478
8	2	79.7	9	1409	-	530951
9	2	70.3	9	1706	-	794778
10	2	71.1	9	1543	-	1058701
11	1	57.5	9	-	-	235035
12						
13						
14						
15						
16						
17						
18						
19						
20						

Trial Number:			14			Detection (Yes/No)
Number of Bursts in Trial:			17			
Chirp Center Frequency:			5498			Yes
Burst	Number of Pulses	Pulse Width (Microseconds)	Chirp Width (MHz)	Pulse 1-to-2 Spacing (µsec)	Pulse 2-to-3 Spacing (µsec)	Starting Location Within Interval (µsec)
1	3	90.9	16	1819	1881	321133
2	1	60	16	-	-	493753
3	1	65.4	16	-	-	664816
4	2	72.5	16	1242	-	130770
5	3	93	16	1151	1551	300731
6	1	63.7	16	-	-	472725
7	1	64.1	16	-	-	643005
8	3	97.1	16	1724	1166	109433
9	1	62.2	16	-	-	280642
10	3	98.2	16	1158	1460	449613
11	2	72.8	16	1077	-	621743
12	2	73.7	16	1770	-	88640
13	1	65.2	16	-	-	259538
14	3	90.6	16	1947	1934	427900
15	2	72.1	16	1778	-	599783
16	2	71	16	1985	-	67546
17	3	98.3	16	1474	1801	237417
18						
19						
20						

DFS Radar Parameters
FCC Radar Type 5
Channel 106 Bandwidth 80MHz

Trial Number:			15			Detection (Yes/No)
Number of Bursts in Trial:			8			
Chirp Center Frequency:			5494			Yes
Burst	Number of Pulses	Pulse Width (Microseconds)	Chirp Width (MHz)	Pulse 1-to-2 Spacing (µsec)	Pulse 2-to-3 Spacing (µsec)	Starting Location Within Interval (µsec)
1	3	98.3	6	1084	1703	869626
2	2	71.9	6	1148	-	1233943
3	1	64.4	6	-	-	99434
4	3	85.6	6	1604	1296	461836
5	2	70.1	6	1976	-	825268
6	3	99.4	6	1580	1602	1186830
7	1	59.6	6	-	-	54662
8	3	95	6	1660	1112	417202
9						
10						
11						
12						
13						
14						
15						
16						
17						
18						
19						
20						

Trial Number:			16			Detection (Yes/No)
Number of Bursts in Trial:			10			
Chirp Center Frequency:			5494			Yes
Burst	Number of Pulses	Pulse Width (Microseconds)	Chirp Width (MHz)	Pulse 1-to-2 Spacing (µsec)	Pulse 2-to-3 Spacing (µsec)	Starting Location Within Interval (µsec)
1	2	69.2	8	1704	-	623917
2	1	51.6	8	-	-	915362
3	3	91.6	8	1854	1799	7890
4	3	87.3	8	1899	1938	297614
5	3	96.9	8	1808	1018	587777
6	1	58.2	8	-	-	879935
7	2	75.2	8	1434	-	1169365
8	1	61	8	-	-	262813
9	1	53.8	8	-	-	553674
10	2	81	8	1490	-	842996
11						
12						
13						
14						
15						
16						
17						
18						
19						
20						

DFS Radar Parameters
FCC Radar Type 5
Channel 106 Bandwidth 80MHz

Trial Number:			17			Detection (Yes/No)
Number of Bursts in Trial:			14			
Chirp Center Frequency:			5496			Yes
Burst	Number of Pulses	Pulse Width (Microseconds)	Chirp Width (MHz)	Pulse 1-to-2 Spacing (µsec)	Pulse 2-to-3 Spacing (µsec)	Starting Location Within Interval (µsec)
1	3	90.8	13	1064	1020	808103
2	3	89	13	1046	1272	161650
3	3	90.5	13	1993	1420	367935
4	1	51.2	13	-	-	577228
5	3	98.9	13	1192	1355	782722
6	2	75.4	13	1601	-	136219
7	2	66.8	13	1309	-	343302
8	3	94.1	13	1349	1107	550122
9	2	67.4	13	1348	-	758177
10	2	82.9	13	1225	-	110772
11	1	53.8	13	-	-	318272
12	1	55.6	13	-	-	525740
13	3	89.5	13	1157	1842	731153
14	1	50.5	13	-	-	85338
15						
16						
17						
18						
19						
20						

Trial Number:			18			Detection (Yes/No)
Number of Bursts in Trial:			12			
Chirp Center Frequency:			5496			Yes
Burst	Number of Pulses	Pulse Width (Microseconds)	Chirp Width (MHz)	Pulse 1-to-2 Spacing (µsec)	Pulse 2-to-3 Spacing (µsec)	Starting Location Within Interval (µsec)
1	1	53.6	11	-	-	341904
2	1	61.8	11	-	-	583849
3	2	81.5	11	1995	-	824090
4	3	98.5	11	1011	1967	69585
5	1	56.6	11	-	-	311827
6	2	72	11	1821	-	553205
7	2	70.7	11	1913	-	794673
8	1	60.7	11	-	-	39971
9	1	55.7	11	-	-	282155
10	2	77.5	11	1578	-	523213
11	2	73.7	11	1096	-	765709
12	1	62	11	-	-	10125
13						
14						
15						
16						
17						
18						
19						
20						

DFS Radar Parameters
FCC Radar Type 5
Channel 106 Bandwidth 80MHz

Trial Number:			19			Detection (Yes/No)
Number of Bursts in Trial:			10			
Chirp Center Frequency:			5494			Yes
Burst	Number of Pulses	Pulse Width (Microseconds)	Chirp Width (MHz)	Pulse 1-to-2 Spacing (µsec)	Pulse 2-to-3 Spacing (µsec)	Starting Location Within Interval (µsec)
1	2	72.5	7	1108	-	302625
2	1	59.7	7	-	-	593432
3	1	65.3	7	-	-	884073
4	3	89.9	7	1982	1093	1171366
5	3	97.7	7	1889	1852	266250
6	1	62.6	7	-	-	557784
7	1	61.3	7	-	-	848478
8	1	59.5	7	-	-	1138765
9	2	81.3	7	1929	-	230925
10	2	82	7	1521	-	521374
11						
12						
13						
14						
15						
16						
17						
18						
19						
20						

Trial Number:			20			Detection (Yes/No)
Number of Bursts in Trial:			12			
Chirp Center Frequency:			5495			Yes
Burst	Number of Pulses	Pulse Width (Microseconds)	Chirp Width (MHz)	Pulse 1-to-2 Spacing (µsec)	Pulse 2-to-3 Spacing (µsec)	Starting Location Within Interval (µsec)
1	1	57.8	10	-	-	676759
2	3	97.1	10	1944	1550	916264
3	2	73	10	1054	-	162706
4	3	89.1	10	1143	1265	403916
5	2	68.8	10	1491	-	646447
6	2	76.1	10	1029	-	888730
7	2	82	10	1123	-	132859
8	2	76.8	10	1458	-	374724
9	3	91.2	10	1589	1829	615169
10	1	63.6	10	-	-	859683
11	1	62.2	10	-	-	103180
12	3	91.1	10	1270	1563	344399
13						
14						
15						
16						
17						
18						
19						
20						

DFS Radar Parameters
FCC Radar Type 5
Channel 106 Bandwidth 80MHz

Trial Number:			21			Detection (Yes/No)
Number of Bursts in Trial:			14			
Chirp Center Frequency:			5564			Yes
Burst	Number of Pulses	Pulse Width (Microseconds)	Chirp Width (MHz)	Pulse 1-to-2 Spacing (µsec)	Pulse 2-to-3 Spacing (µsec)	Starting Location Within Interval (µsec)
1	3	83.7	12	1486	1697	501789
2	3	85.1	12	1303	1756	708214
3	2	76.7	12	1579	-	62691
4	2	76.7	12	1448	-	269962
5	1	54.4	12	-	-	478018
6	2	81.9	12	1040	-	684232
7	1	60.2	12	-	-	37256
8	2	80.1	12	1817	-	244390
9	2	83.3	12	1173	-	451592
10	1	63	12	-	-	660097
11	2	77.5	12	1328	-	11683
12	3	86.9	12	1942	1411	218417
13	1	52.8	12	-	-	426724
14	1	57	12	-	-	634547
15						
16						
17						
18						
19						
20						

Trial Number:			22			Detection (Yes/No)
Number of Bursts in Trial:			19			
Chirp Center Frequency:			5561			Yes
Burst	Number of Pulses	Pulse Width (Microseconds)	Chirp Width (MHz)	Pulse 1-to-2 Spacing (µsec)	Pulse 2-to-3 Spacing (µsec)	Starting Location Within Interval (µsec)
1	2	78.7	19	1446	-	618494
2	2	77.5	19	1774	-	142157
3	3	85.3	19	1752	1978	293474
4	3	91.2	19	1707	1659	445609
5	3	94.3	19	1956	1367	597826
6	2	79.9	19	1763	-	123433
7	2	69.3	19	1023	-	276080
8	2	71.6	19	1194	-	428746
9	1	53.9	19	-	-	582672
10	3	84.5	19	1489	1463	104506
11	2	75.5	19	1814	-	256856
12	2	67.6	19	1501	-	409368
13	1	53.1	19	-	-	563656
14	3	94.7	19	1755	1292	85666
15	2	78.7	19	1908	-	238129
16	2	79	19	1085	-	391093
17	3	86.3	19	1498	1198	542496
18	1	60.1	19	-	-	67339
19	3	99.9	19	1053	1997	219157
20						

DFS Radar Parameters
FCC Radar Type 5
Channel 106 Bandwidth 80MHz

Trial Number:			23			Detection (Yes/No)
Number of Bursts in Trial:			19			
Chirp Center Frequency:			5561			Yes
Burst	Number of Pulses	Pulse Width (Microseconds)	Chirp Width (MHz)	Pulse 1-to-2 Spacing (µsec)	Pulse 2-to-3 Spacing (µsec)	Starting Location Within Interval (µsec)
1	2	81.5	19	1639	-	372264
2	2	76.1	19	1391	-	524345
3	2	80.2	19	1933	-	48333
4	1	63.2	19	-	-	201358
5	2	70.9	19	1016	-	353472
6	1	58.2	19	-	-	506540
7	2	79.4	19	1433	-	29579
8	3	99.4	19	1164	1559	181630
9	1	51.1	19	-	-	335278
10	3	98.7	19	1440	1451	485771
11	3	94.9	19	1826	1520	10786
12	2	69.5	19	1896	-	163103
13	3	86.2	19	1422	1988	314830
14	3	86.2	19	1673	1568	467090
15	1	61.7	19	-	-	622494
16	3	97.4	19	1300	1662	144048
17	1	54.4	19	-	-	297836
18	3	91.5	19	1891	1152	448564
19	1	50	19	-	-	603160
20						

Trial Number:			24			Detection (Yes/No)
Number of Bursts in Trial:			9			
Chirp Center Frequency:			5566			Yes
Burst	Number of Pulses	Pulse Width (Microseconds)	Chirp Width (MHz)	Pulse 1-to-2 Spacing (µsec)	Pulse 2-to-3 Spacing (µsec)	Starting Location Within Interval (µsec)
1	2	69.3	6	1387	-	266049
2	2	82.4	6	1400	-	588580
3	2	71.7	6	1903	-	911148
4	1	62	6	-	-	1235696
5	2	81.2	6	1224	-	226286
6	3	92.2	6	1002	1666	548539
7	1	51.1	6	-	-	872425
8	3	86.8	6	1329	1136	1193509
9	2	78.8	6	1690	-	186483
10						
11						
12						
13						
14						
15						
16						
17						
18						
19						
20						

DFS Radar Parameters
FCC Radar Type 5
Channel 106 Bandwidth 80MHz

Trial Number:			25			Detection (Yes/No)
Number of Bursts in Trial:			8			
Chirp Center Frequency:			5567			Yes
Burst	Number of Pulses	Pulse Width (Microseconds)	Chirp Width (MHz)	Pulse 1-to-2 Spacing (µsec)	Pulse 2-to-3 Spacing (µsec)	Starting Location Within Interval (µsec)
1	1	65.5	5	-	-	573542
2	1	51.4	5	-	-	936917
3	1	54.3	5	-	-	1300062
4	2	76.7	5	1165	-	165220
5	2	67.3	5	1183	-	528390
6	3	87.1	5	1871	1298	890243
7	2	71.4	5	1080	-	1255020
8	2	81	5	1435	-	120478
9						
10						
11						
12						
13						
14						
15						
16						
17						
18						
19						
20						

Trial Number:			26			Detection (Yes/No)
Number of Bursts in Trial:			8			
Chirp Center Frequency:			5566			Yes
Burst	Number of Pulses	Pulse Width (Microseconds)	Chirp Width (MHz)	Pulse 1-to-2 Spacing (µsec)	Pulse 2-to-3 Spacing (µsec)	Starting Location Within Interval (µsec)
1	3	98.5	6	1050	1271	483285
2	1	64.3	6	-	-	847340
3	1	64.3	6	-	-	1211132
4	2	82.9	6	1515	-	75776
5	1	64.8	6	-	-	439179
6	2	80.5	6	1516	-	802095
7	2	68.2	6	1493	-	1165262
8	2	72.9	6	1858	-	31055
9						
10						
11						
12						
13						
14						
15						
16						
17						
18						
19						
20						

DFS Radar Parameters
FCC Radar Type 5
Channel 106 Bandwidth 80MHz

Trial Number:			27			Detection (Yes/No)
Number of Bursts in Trial:			8			
Chirp Center Frequency:			5567			Yes
Burst	Number of Pulses	Pulse Width (Microseconds)	Chirp Width (MHz)	Pulse 1-to-2 Spacing (µsec)	Pulse 2-to-3 Spacing (µsec)	Starting Location Within Interval (µsec)
1	1	59.1	5	-	-	394534
2	1	64.9	5	-	-	757706
3	3	89.4	5	1610	1203	1118944
4	2	81.4	5	1065	-	1483856
5	3	91.4	5	1221	1475	349086
6	3	97.3	5	1972	1904	711378
7	2	74.2	5	1178	-	1075978
8	3	87.5	5	1507	1260	1437127
9						
10						
11						
12						
13						
14						
15						
16						
17						
18						
19						
20						

Trial Number:			28			Detection (Yes/No)
Number of Bursts in Trial:			17			
Chirp Center Frequency:			5562			Yes
Burst	Number of Pulses	Pulse Width (Microseconds)	Chirp Width (MHz)	Pulse 1-to-2 Spacing (µsec)	Pulse 2-to-3 Spacing (µsec)	Starting Location Within Interval (µsec)
1	3	86.3	16	1368	1445	142778
2	3	90.8	16	1646	1930	312686
3	2	67.4	16	1683	-	483617
4	1	59.7	16	-	-	655419
5	1	64	16	-	-	122282
6	3	99.1	16	1655	1679	291680
7	2	71	16	1431	-	462894
8	2	69.8	16	1426	-	633592
9	2	71.4	16	1373	-	101028
10	1	50.6	16	-	-	272080
11	3	83.8	16	1122	1418	441421
12	3	99.8	16	1525	1318	611483
13	3	94.4	16	1924	1127	79931
14	2	68.1	16	1962	-	250446
15	1	52.2	16	-	-	422044
16	3	99.1	16	1517	1744	590381
17	1	64.8	16	-	-	59229
18						
19						
20						

DFS Radar Parameters
FCC Radar Type 5
Channel 106 Bandwidth 80MHz

Trial Number:			29			Detection (Yes/No)
Number of Bursts in Trial:			19			
Chirp Center Frequency:			5562			Yes
Burst	Number of Pulses	Pulse Width (Microseconds)	Chirp Width (MHz)	Pulse 1-to-2 Spacing (µsec)	Pulse 2-to-3 Spacing (µsec)	Starting Location Within Interval (µsec)
1	2	80.8	18	1637	-	205363
2	3	99	18	1797	1005	356926
3	3	90.2	18	1216	1832	508866
4	2	77.2	18	1033	-	34082
5	2	67.1	18	1865	-	186465
6	1	54.5	18	-	-	340001
7	1	51.8	18	-	-	492214
8	1	53.5	18	-	-	15302
9	3	89.1	18	1856	1815	167233
10	2	72	18	1536	-	319979
11	2	77.3	18	1701	-	472838
12	1	61.8	18	-	-	626408
13	1	55.4	18	-	-	149228
14	3	87.4	18	1833	1650	300359
15	2	68.3	18	1315	-	453700
16	2	77.2	18	1074	-	606327
17	2	66.8	18	1013	-	130232
18	3	90.4	18	1810	1725	281548
19	2	76.6	18	1253	-	435368
20						

Trial Number:			30			Detection (Yes/No)
Number of Bursts in Trial:			19			
Chirp Center Frequency:			5562			Yes
Burst	Number of Pulses	Pulse Width (Microseconds)	Chirp Width (MHz)	Pulse 1-to-2 Spacing (µsec)	Pulse 2-to-3 Spacing (µsec)	Starting Location Within Interval (µsec)
1	2	69.6	18	1927	-	587136
2	1	61.6	18	-	-	111617
3	2	66.9	18	1305	-	264054
4	3	99.4	18	1461	2000	414898
5	3	93.4	18	1699	1061	567315
6	3	94.6	18	1830	1125	92394
7	1	61.5	18	-	-	245497
8	1	64.2	18	-	-	398234
9	3	96.8	18	1918	1208	548626
10	2	68.4	18	1088	-	73908
11	2	78.6	18	1052	-	226472
12	3	91	18	1684	1470	377993
13	1	62.7	18	-	-	532864
14	3	90.3	18	1325	1925	54888
15	1	66.6	18	-	-	207959
16	1	60.6	18	-	-	360788
17	3	98.4	18	1614	1736	511016
18	3	84.1	18	1693	1022	36189
19	1	60.3	18	-	-	189071
20						

DFS Radar Parameters
FCC Radar Type 1
Channel 114 Bandwidth 80+80MHz

Trial #	Pulse Repetition Frequency Number (1 to 23)	Pulse Repetition Frequency (Pulses Per Second)	Pulse Repetition Interval (Microseconds)	Detection (Yes / No)
1	1	1930.50	518	Yes
2	17	1193.32	838	Yes
3	10	1432.66	698	Yes
4	15	1253.13	798	Yes
5	7	1567.40	638	Yes
6	18	1165.50	858	Yes
7	5	1672.24	598	Yes
8	4	1730.10	578	Yes
9	11	1392.76	718	No
10	12	1355.01	738	Yes
11	14	1285.35	778	Yes
12	12	326.16	3066	Yes
13	2	1858.74	538	Yes
14	3	1792.11	558	Yes
15	22	1066.10	938	Yes
16		406.67	2459	Yes
17		600.24	1666	No
18		558.66	1790	Yes
19		1915.71	522	Yes
20		337.38	2964	Yes
21		1300.39	769	Yes
22		583.77	1713	Yes
23		454.13	2202	Yes
24		856.90	1167	No
25		1600.00	625	Yes
26		434.22	2303	Yes
27		1492.54	670	Yes
28		373.97	2674	Yes
29		528.82	1891	Yes
30		1517.45	659	Yes

DFS Radar Parameters
FCC Radar Type 2
Channel 114 Bandwidth 80+80MHz

Trial #	Number Pulses per Burst	Pulse Width (Microseconds)	Pulse Repetition Interval (Microseconds)	Detection (Yes / No)
1	29	4.50	178	Yes
2	23	1.10	193	Yes
3	26	2.80	177	Yes
4	24	1.60	206	Yes
5	24	2.00	227	Yes
6	29	4.90	194	Yes
7	25	2.20	190	Yes
8	29	4.90	167	Yes
9	28	4.00	201	Yes
10	28	4.20	213	Yes
11	29	4.70	166	Yes
12	24	1.70	168	Yes
13	24	2.10	216	Yes
14	28	3.90	218	Yes
15	23	1.20	152	Yes
16	24	1.80	179	Yes
17	26	3.10	161	Yes
18	25	2.50	156	Yes
19	24	1.70	200	Yes
20	25	2.40	183	Yes
21	26	3.00	189	Yes
22	29	4.70	229	Yes
23	29	4.50	198	Yes
24	23	1.40	180	Yes
25	23	1.20	185	Yes
26	23	1.20	217	Yes
27	23	1.00	181	Yes
28	28	4.00	228	Yes
29	28	4.40	162	Yes
30	29	4.50	173	Yes

DFS Radar Parameters
FCC Radar Type 3
Channel 114 Bandwidth 80+80MHz

Trial #	Number Pulses per Burst	Pulse Width (Microseconds)	Pulse Repetition Interval (Microseconds)	Detection (Yes / No)
1	18	9.50	220	Yes
2	16	6.10	354	Yes
3	17	7.80	214	No
4	16	6.60	459	Yes
5	16	7.00	431	Yes
6	18	9.90	385	Yes
7	16	7.20	391	Yes
8	18	9.90	249	Yes
9	18	9.00	309	Yes
10	18	9.20	458	Yes
11	18	9.70	369	Yes
12	16	6.70	413	Yes
13	16	7.10	365	Yes
14	18	8.90	291	Yes
15	16	6.20	203	No
16	16	6.80	308	Yes
17	17	8.10	297	Yes
18	17	7.50	428	Yes
19	16	6.70	480	Yes
20	17	7.40	394	Yes
21	17	8.00	234	Yes
22	18	9.70	405	Yes
23	18	9.50	305	Yes
24	16	6.40	320	Yes
25	16	6.20	326	Yes
26	16	6.20	345	Yes
27	16	6.00	418	Yes
28	18	9.00	406	Yes
29	18	9.40	253	Yes
30	18	9.50	332	No

DFS Radar Parameters
FCC Radar Type 4
Channel 114 Bandwidth 80+80MHz

Trial #	Number Pulses per Burst	Pulse Width (Microseconds)	Pulse Repetition Interval (Microseconds)	Detection (Yes / No)
1	16	18.80	220	Yes
2	12	11.30	354	Yes
3	14	15.10	214	No
4	12	12.40	459	No
5	13	13.30	431	Yes
6	16	19.80	385	Yes
7	13	13.70	391	Yes
8	16	19.80	249	Yes
9	15	17.70	309	Yes
10	15	18.10	458	Yes
11	16	19.20	369	Yes
12	12	12.60	413	Yes
13	13	13.40	365	No
14	15	17.50	291	Yes
15	12	11.50	203	No
16	13	12.80	308	Yes
17	14	15.80	297	Yes
18	13	14.40	428	Yes
19	12	12.60	480	No
20	13	14.10	394	No
21	14	15.50	234	Yes
22	16	19.20	405	Yes
23	16	18.90	305	Yes
24	12	11.90	320	Yes
25	12	11.40	326	Yes
26	12	11.60	345	No
27	12	11.10	418	No
28	15	17.80	406	Yes
29	16	18.70	253	Yes
30	16	18.80	332	Yes

DFS Radar Parameters
FCC Radar Type 5
Channel 114 Bandwidth 80+80MHz

Trial Number:			1			Detection (Yes/No)
Number of Bursts in Trial:			19			
Chirp Center Frequency:			5570			Yes
Burst	Number of Pulses	Pulse Width (Microseconds)	Chirp Width (MHz)	Pulse 1-to-2 Spacing (µsec)	Pulse 2-to-3 Spacing (µsec)	Starting Location Within Interval (µsec)
1	3	93.2	18	1718	1594	65784
2	1	51.8	18	-	-	219040
3	2	72.5	18	1533	-	370915
4	1	57.9	18	-	-	524830
5	1	62.7	18	-	-	47277
6	3	98.7	18	1987	1487	198821
7	1	65	18	-	-	352804
8	3	98.6	18	1231	1488	503594
9	3	87	18	1476	1668	28305
10	3	89.4	18	1782	1537	180291
11	3	95.5	18	1726	1530	332196
12	1	59.1	18	-	-	487225
13	1	63.7	18	-	-	9611
14	3	85.8	18	1180	1072	161892
15	1	53.2	18	-	-	315205
16	1	60.2	18	-	-	468177
17	2	76.5	18	1807	-	618973
18	2	68.9	18	1638	-	143172
19	1	59	18	-	-	296239
20						

Trial Number:			2			Detection (Yes/No)
Number of Bursts in Trial:			8			
Chirp Center Frequency:			5570			Yes
Burst	Number of Pulses	Pulse Width (Microseconds)	Chirp Width (MHz)	Pulse 1-to-2 Spacing (µsec)	Pulse 2-to-3 Spacing (µsec)	Starting Location Within Interval (µsec)
1	2	67.3	5	1154	-	1067220
2	2	74.8	5	1511	-	1430232
3	3	95.3	5	1656	1991	296099
4	3	93.9	5	1813	1374	658898
5	1	55.4	5	-	-	1023836
6	1	52.5	5	-	-	1387364
7	1	53.6	5	-	-	251944
8	1	50.8	5	-	-	615286
9						
10						
11						
12						
13						
14						
15						
16						
17						
18						
19						
20						

DFS Radar Parameters
FCC Radar Type 5
Channel 114 Bandwidth 80+80MHz

Trial Number:			3			Detection (Yes/No)
Number of Bursts in Trial:			13			
Chirp Center Frequency:			5570			Yes
Burst	Number of Pulses	Pulse Width (Microseconds)	Chirp Width (MHz)	Pulse 1-to-2 Spacing (µsec)	Pulse 2-to-3 Spacing (µsec)	Starting Location Within Interval (µsec)
1	3	87.5	12	1518	1746	599720
2	3	92.5	12	1870	1555	822705
3	3	93.3	12	1809	1816	126975
4	1	66.4	12	-	-	350791
5	3	97.9	12	1894	1671	572429
6	1	66.3	12	-	-	798059
7	2	67.1	12	1853	-	99735
8	3	93.1	12	1103	1364	322476
9	1	59.4	12	-	-	546792
10	1	65.9	12	-	-	770223
11	1	65.9	12	-	-	72412
12	2	78.4	12	1351	-	295451
13	2	67.3	12	1532	-	518761
14						
15						
16						
17						
18						
19						
20						

Trial Number:			4			Detection (Yes/No)
Number of Bursts in Trial:			10			
Chirp Center Frequency:			5570			Yes
Burst	Number of Pulses	Pulse Width (Microseconds)	Chirp Width (MHz)	Pulse 1-to-2 Spacing (µsec)	Pulse 2-to-3 Spacing (µsec)	Starting Location Within Interval (µsec)
1	2	70	7	1605	-	965070
2	2	78	7	1146	-	58276
3	1	65.9	7	-	-	349031
4	2	74.8	7	1730	-	638976
5	1	64	7	-	-	930064
6	2	82.3	7	1314	-	22504
7	1	52.5	7	-	-	313183
8	2	80.3	7	1322	-	603445
9	2	67.9	7	1095	-	893652
10	1	54.2	7	-	-	1185137
11						
12						
13						
14						
15						
16						
17						
18						
19						
20						

DFS Radar Parameters
FCC Radar Type 5
Channel 114 Bandwidth 80+80MHz

Trial Number:			5			Detection (Yes/No)
Number of Bursts in Trial:			11			
Chirp Center Frequency:			5570			Yes
Burst	Number of Pulses	Pulse Width (Microseconds)	Chirp Width (MHz)	Pulse 1-to-2 Spacing (µsec)	Pulse 2-to-3 Spacing (µsec)	Starting Location Within Interval (µsec)
1	2	72.4	9	1764	-	251795
2	2	68.9	9	1776	-	515482
3	1	51.7	9	-	-	780421
4	3	97.7	9	1425	1761	1041907
5	1	54	9	-	-	219632
6	3	97.9	9	1395	1350	482542
7	1	58	9	-	-	748281
8	2	67.1	9	1026	-	1011500
9	1	55.4	9	-	-	187062
10	1	59.1	9	-	-	451460
11	3	97.8	9	1943	1542	713479
12						
13						
14						
15						
16						
17						
18						
19						
20						

Trial Number:			6			Detection (Yes/No)
Number of Bursts in Trial:			20			
Chirp Center Frequency:			5570			Yes
Burst	Number of Pulses	Pulse Width (Microseconds)	Chirp Width (MHz)	Pulse 1-to-2 Spacing (µsec)	Pulse 2-to-3 Spacing (µsec)	Starting Location Within Interval (µsec)
1	2	77.5	20	1335	-	536765
2	1	56.1	20	-	-	84912
3	3	93.7	20	1167	1010	229388
4	2	73	20	1116	-	374214
5	3	97.7	20	1417	1687	517782
6	3	92.9	20	1082	1917	66644
7	3	96.6	20	1970	1319	210876
8	3	92.8	20	1248	1921	355479
9	3	93.8	20	1890	1299	499833
10	3	94.4	20	1649	1544	48845
11	1	60.5	20	-	-	194221
12	3	90.6	20	1632	1558	337369
13	3	91.7	20	1237	1383	482185
14	3	97.3	20	1861	1557	31070
15	3	96.9	20	1003	1591	175699
16	2	79.3	20	1777	-	320666
17	2	69	20	1845	-	465297
18	3	91.4	20	1793	1294	13289
19	2	70.2	20	1738	-	157960
20	1	51	20	-	-	303701

DFS Radar Parameters
FCC Radar Type 5
Channel 114 Bandwidth 80+80MHz

Trial Number:			7			Detection (Yes/No)
Number of Bursts in Trial:			11			
Chirp Center Frequency:			5570			Yes
Burst	Number of Pulses	Pulse Width (Microseconds)	Chirp Width (MHz)	Pulse 1-to-2 Spacing (µsec)	Pulse 2-to-3 Spacing (µsec)	Starting Location Within Interval (µsec)
1	2	70.6	9	1773	-	815270
2	2	69.5	9	1401	-	1079693
3	3	88.3	9	1652	1787	255142
4	2	70.8	9	1864	-	519499
5	3	97.6	9	1588	1840	782222
6	3	96.1	9	1243	1642	1045795
7	2	68.7	9	1172	-	223200
8	1	63.1	9	-	-	487572
9	3	95.3	9	1883	1332	749645
10	1	51.3	9	-	-	1015787
11	3	98.8	9	1092	1366	190526
12						
13						
14						
15						
16						
17						
18						
19						
20						

Trial Number:			8			Detection (Yes/No)
Number of Bursts in Trial:			20			
Chirp Center Frequency:			5570			Yes
Burst	Number of Pulses	Pulse Width (Microseconds)	Chirp Width (MHz)	Pulse 1-to-2 Spacing (µsec)	Pulse 2-to-3 Spacing (µsec)	Starting Location Within Interval (µsec)
1	1	60.5	20	-	-	250225
2	2	69.3	20	1640	-	394407
3	2	69.6	20	1254	-	539048
4	3	92.5	20	1587	1606	86585
5	2	71.8	20	1961	-	231517
6	2	72.3	20	1895	-	376256
7	1	51.8	20	-	-	522134
8	1	66.4	20	-	-	69148
9	3	89.5	20	1803	1907	212972
10	1	56	20	-	-	359257
11	3	87.6	20	1275	1288	502600
12	2	74.1	20	1499	-	51139
13	1	59.8	20	-	-	196238
14	1	61.9	20	-	-	341796
15	2	78.3	20	1452	-	485839
16	1	60	20	-	-	33335
17	1	50.3	20	-	-	178406
18	1	57.2	20	-	-	323544
19	2	68.5	20	1796	-	467739
20	3	89	20	1641	1055	15408

DFS Radar Parameters
FCC Radar Type 5
Channel 114 Bandwidth 80+80MHz

Trial Number:			9			Detection (Yes/No)
Number of Bursts in Trial:			17			
Chirp Center Frequency:			5570			Yes
Burst	Number of Pulses	Pulse Width (Microseconds)	Chirp Width (MHz)	Pulse 1-to-2 Spacing (µsec)	Pulse 2-to-3 Spacing (µsec)	Starting Location Within Interval (µsec)
1	2	75.8	16	1241	-	188830
2	3	85.2	16	1250	1708	358417
3	1	58	16	-	-	530667
4	2	77.2	16	1612	-	700427
5	1	58	16	-	-	167896
6	2	67.9	16	1772	-	338231
7	2	72.8	16	1495	-	508707
8	2	75.5	16	1087	-	679567
9	1	51.5	16	-	-	146921
10	2	74.1	16	1611	-	316918
11	3	83.5	16	1804	1058	486446
12	3	97.6	16	1453	1519	656895
13	3	92.5	16	1429	1197	125429
14	3	95.6	16	1293	1502	295672
15	3	100	16	1680	1910	465186
16	2	71.3	16	1624	-	636951
17	2	72.1	16	1338	-	104668
18						
19						
20						

Trial Number:			10			Detection (Yes/No)
Number of Bursts in Trial:			18			
Chirp Center Frequency:			5570			Yes
Burst	Number of Pulses	Pulse Width (Microseconds)	Chirp Width (MHz)	Pulse 1-to-2 Spacing (µsec)	Pulse 2-to-3 Spacing (µsec)	Starting Location Within Interval (µsec)
1	1	54.8	17	-	-	260523
2	2	75	17	1207	-	420668
3	1	57	17	-	-	583356
4	2	67.2	17	1583	-	79006
5	2	74.9	17	1066	-	240055
6	2	80.8	17	1692	-	400825
7	3	95.1	17	1346	1333	560769
8	2	83	17	1485	-	59207
9	3	95.5	17	1732	1147	219815
10	2	78.4	17	1188	-	381097
11	1	58.9	17	-	-	543085
12	2	69.2	17	1342	-	39359
13	3	86.1	17	1199	1719	199951
14	2	68.4	17	1631	-	361347
15	1	55.9	17	-	-	523600
16	2	76.7	17	1848	-	19506
17	1	62.4	17	-	-	180947
18	2	72.9	17	1048	-	341433
19						
20						

DFS Radar Parameters
FCC Radar Type 5
Channel 114 Bandwidth 80+80MHz

Trial Number:			11			Detection (Yes/No)
Number of Bursts in Trial:			19			
Chirp Center Frequency:			5500			Yes
Burst	Number of Pulses	Pulse Width (Microseconds)	Chirp Width (MHz)	Pulse 1-to-2 Spacing (µsec)	Pulse 2-to-3 Spacing (µsec)	Starting Location Within Interval (µsec)
1	2	75.4	19	1274	-	476197
2	1	61.2	19	-	-	629345
3	3	92.4	19	1415	1893	151820
4	3	84.5	19	1427	1835	303972
5	1	53.9	19	-	-	458169
6	3	99.5	19	1311	1828	607500
7	2	76.3	19	1226	-	133485
8	1	64.8	19	-	-	286477
9	1	65.4	19	-	-	439279
10	2	72.6	19	1847	-	590287
11	3	90.1	19	1201	1419	114312
12	2	81.7	19	1748	-	267112
13	1	64.2	19	-	-	420510
14	1	61.9	19	-	-	573300
15	1	56.9	19	-	-	96092
16	3	88	19	1267	1168	247922
17	3	95.6	19	1509	1837	399569
18	2	82.2	19	1326	-	553062
19	1	61.4	19	-	-	77226
20						

Trial Number:			12			Detection (Yes/No)
Number of Bursts in Trial:			10			
Chirp Center Frequency:			5495			Yes
Burst	Number of Pulses	Pulse Width (Microseconds)	Chirp Width (MHz)	Pulse 1-to-2 Spacing (µsec)	Pulse 2-to-3 Spacing (µsec)	Starting Location Within Interval (µsec)
1	2	71.8	7	1047	-	437191
2	1	50.8	7	-	-	728068
3	1	54.4	7	-	-	1018937
4	1	62.9	7	-	-	111077
5	3	94.2	7	1467	1353	400688
6	1	62.6	7	-	-	692445
7	3	89.5	7	1949	1785	980109
8	1	63.8	7	-	-	75287
9	1	56.2	7	-	-	365829
10	1	65.5	7	-	-	656437
11						
12						
13						
14						
15						
16						
17						
18						
19						
20						

DFS Radar Parameters
FCC Radar Type 5
Channel 114 Bandwidth 80+80MHz

Trial Number:			13			Detection (Yes/No)
Number of Bursts in Trial:			11			
Chirp Center Frequency:			5496			Yes
Burst	Number of Pulses	Pulse Width (Microseconds)	Chirp Width (MHz)	Pulse 1-to-2 Spacing (µsec)	Pulse 2-to-3 Spacing (µsec)	Starting Location Within Interval (µsec)
1	1	55.7	9	-	-	860890
2	2	77.6	9	1014	-	35837
3	2	70.8	9	1675	-	299615
4	2	80	9	1155	-	563612
5	2	72.6	9	1974	-	827385
6	2	74.6	9	1545	-	3333
7	1	60	9	-	-	267478
8	2	79.7	9	1409	-	530951
9	2	70.3	9	1706	-	794778
10	2	71.1	9	1543	-	1058701
11	1	57.5	9	-	-	235035
12						
13						
14						
15						
16						
17						
18						
19						
20						

Trial Number:			14			Detection (Yes/No)
Number of Bursts in Trial:			17			
Chirp Center Frequency:			5499			Yes
Burst	Number of Pulses	Pulse Width (Microseconds)	Chirp Width (MHz)	Pulse 1-to-2 Spacing (µsec)	Pulse 2-to-3 Spacing (µsec)	Starting Location Within Interval (µsec)
1	3	90.9	16	1819	1881	321133
2	1	60	16	-	-	493753
3	1	65.4	16	-	-	664816
4	2	72.5	16	1242	-	130770
5	3	93	16	1151	1551	300731
6	1	63.7	16	-	-	472725
7	1	64.1	16	-	-	643005
8	3	97.1	16	1724	1166	109433
9	1	62.2	16	-	-	280642
10	3	98.2	16	1158	1460	449613
11	2	72.8	16	1077	-	621743
12	2	73.7	16	1770	-	88640
13	1	65.2	16	-	-	259538
14	3	90.6	16	1947	1934	427900
15	2	72.1	16	1778	-	599783
16	2	71	16	1985	-	67546
17	3	98.3	16	1474	1801	237417
18						
19						
20						

DFS Radar Parameters
FCC Radar Type 5
Channel 114 Bandwidth 80+80MHz

Trial Number:			15			Detection (Yes/No)
Number of Bursts in Trial:			8			
Chirp Center Frequency:			5495			Yes
Burst	Number of Pulses	Pulse Width (Microseconds)	Chirp Width (MHz)	Pulse 1-to-2 Spacing (µsec)	Pulse 2-to-3 Spacing (µsec)	Starting Location Within Interval (µsec)
1	3	98.3	6	1084	1703	869626
2	2	71.9	6	1148	-	1233943
3	1	64.4	6	-	-	99434
4	3	85.6	6	1604	1296	461836
5	2	70.1	6	1976	-	825268
6	3	99.4	6	1580	1602	1186830
7	1	59.6	6	-	-	54662
8	3	95	6	1660	1112	417202
9						
10						
11						
12						
13						
14						
15						
16						
17						
18						
19						
20						

Trial Number:			16			Detection (Yes/No)
Number of Bursts in Trial:			10			
Chirp Center Frequency:			5496			Yes
Burst	Number of Pulses	Pulse Width (Microseconds)	Chirp Width (MHz)	Pulse 1-to-2 Spacing (µsec)	Pulse 2-to-3 Spacing (µsec)	Starting Location Within Interval (µsec)
1	2	69.2	8	1704	-	623917
2	1	51.6	8	-	-	915362
3	3	91.6	8	1854	1799	7890
4	3	87.3	8	1899	1938	297614
5	3	96.9	8	1808	1018	587777
6	1	58.2	8	-	-	879935
7	2	75.2	8	1434	-	1169365
8	1	61	8	-	-	262813
9	1	53.8	8	-	-	553674
10	2	81	8	1490	-	842996
11						
12						
13						
14						
15						
16						
17						
18						
19						
20						

DFS Radar Parameters
FCC Radar Type 5
Channel 114 Bandwidth 80+80MHz

Trial Number:			17			Detection (Yes/No)
Number of Bursts in Trial:			14			
Chirp Center Frequency:			5498			Yes
Burst	Number of Pulses	Pulse Width (Microseconds)	Chirp Width (MHz)	Pulse 1-to-2 Spacing (µsec)	Pulse 2-to-3 Spacing (µsec)	Starting Location Within Interval (µsec)
1	3	90.8	13	1064	1020	808103
2	3	89	13	1046	1272	161650
3	3	90.5	13	1993	1420	367935
4	1	51.2	13	-	-	577228
5	3	98.9	13	1192	1355	782722
6	2	75.4	13	1601	-	136219
7	2	66.8	13	1309	-	343302
8	3	94.1	13	1349	1107	550122
9	2	67.4	13	1348	-	758177
10	2	82.9	13	1225	-	110772
11	1	53.8	13	-	-	318272
12	1	55.6	13	-	-	525740
13	3	89.5	13	1157	1842	731153
14	1	50.5	13	-	-	85338
15						
16						
17						
18						
19						
20						

Trial Number:			18			Detection (Yes/No)
Number of Bursts in Trial:			12			
Chirp Center Frequency:			5497			Yes
Burst	Number of Pulses	Pulse Width (Microseconds)	Chirp Width (MHz)	Pulse 1-to-2 Spacing (µsec)	Pulse 2-to-3 Spacing (µsec)	Starting Location Within Interval (µsec)
1	1	53.6	11	-	-	341904
2	1	61.8	11	-	-	583849
3	2	81.5	11	1995	-	824090
4	3	98.5	11	1011	1967	69585
5	1	56.6	11	-	-	311827
6	2	72	11	1821	-	553205
7	2	70.7	11	1913	-	794673
8	1	60.7	11	-	-	39971
9	1	55.7	11	-	-	282155
10	2	77.5	11	1578	-	523213
11	2	73.7	11	1096	-	765709
12	1	62	11	-	-	10125
13						
14						
15						
16						
17						
18						
19						
20						

DFS Radar Parameters
FCC Radar Type 5
Channel 114 Bandwidth 80+80MHz

Trial Number:			19			Detection (Yes/No)
Number of Bursts in Trial:			10			
Chirp Center Frequency:			5495			Yes
Burst	Number of Pulses	Pulse Width (Microseconds)	Chirp Width (MHz)	Pulse 1-to-2 Spacing (µsec)	Pulse 2-to-3 Spacing (µsec)	Starting Location Within Interval (µsec)
1	2	72.5	7	1108	-	302625
2	1	59.7	7	-	-	593432
3	1	65.3	7	-	-	884073
4	3	89.9	7	1982	1093	1171366
5	3	97.7	7	1889	1852	266250
6	1	62.6	7	-	-	557784
7	1	61.3	7	-	-	848478
8	1	59.5	7	-	-	1138765
9	2	81.3	7	1929	-	230925
10	2	82	7	1521	-	521374
11						
12						
13						
14						
15						
16						
17						
18						
19						
20						

Trial Number:			20			Detection (Yes/No)
Number of Bursts in Trial:			12			
Chirp Center Frequency:			5496			Yes
Burst	Number of Pulses	Pulse Width (Microseconds)	Chirp Width (MHz)	Pulse 1-to-2 Spacing (µsec)	Pulse 2-to-3 Spacing (µsec)	Starting Location Within Interval (µsec)
1	1	57.8	10	-	-	676759
2	3	97.1	10	1944	1550	916264
3	2	73	10	1054	-	162706
4	3	89.1	10	1143	1265	403916
5	2	68.8	10	1491	-	646447
6	2	76.1	10	1029	-	888730
7	2	82	10	1123	-	132859
8	2	76.8	10	1458	-	374724
9	3	91.2	10	1589	1829	615169
10	1	63.6	10	-	-	859683
11	1	62.2	10	-	-	103180
12	3	91.1	10	1270	1563	344399
13						
14						
15						
16						
17						
18						
19						
20						

DFS Radar Parameters
FCC Radar Type 5
Channel 114 Bandwidth 80+80MHz

Trial Number:			21			Detection (Yes/No)
Number of Bursts in Trial:			14			
Chirp Center Frequency:			5643			Yes
Burst	Number of Pulses	Pulse Width (Microseconds)	Chirp Width (MHz)	Pulse 1-to-2 Spacing (µsec)	Pulse 2-to-3 Spacing (µsec)	Starting Location Within Interval (µsec)
1	3	83.7	12	1486	1697	501789
2	3	85.1	12	1303	1756	708214
3	2	76.7	12	1579	-	62691
4	2	76.7	12	1448	-	269962
5	1	54.4	12	-	-	478018
6	2	81.9	12	1040	-	684232
7	1	60.2	12	-	-	37256
8	2	80.1	12	1817	-	244390
9	2	83.3	12	1173	-	451592
10	1	63	12	-	-	660097
11	2	77.5	12	1328	-	11683
12	3	86.9	12	1942	1411	218417
13	1	52.8	12	-	-	426724
14	1	57	12	-	-	634547
15						
16						
17						
18						
19						
20						

Trial Number:			22			Detection (Yes/No)
Number of Bursts in Trial:			19			
Chirp Center Frequency:			5640			Yes
Burst	Number of Pulses	Pulse Width (Microseconds)	Chirp Width (MHz)	Pulse 1-to-2 Spacing (µsec)	Pulse 2-to-3 Spacing (µsec)	Starting Location Within Interval (µsec)
1	2	78.7	19	1446	-	618494
2	2	77.5	19	1774	-	142157
3	3	85.3	19	1752	1978	293474
4	3	91.2	19	1707	1659	445609
5	3	94.3	19	1956	1367	597826
6	2	79.9	19	1763	-	123433
7	2	69.3	19	1023	-	276080
8	2	71.6	19	1194	-	428746
9	1	53.9	19	-	-	582672
10	3	84.5	19	1489	1463	104506
11	2	75.5	19	1814	-	256856
12	2	67.6	19	1501	-	409368
13	1	53.1	19	-	-	563656
14	3	94.7	19	1755	1292	85666
15	2	78.7	19	1908	-	238129
16	2	79	19	1085	-	391093
17	3	86.3	19	1498	1198	542496
18	1	60.1	19	-	-	67339
19	3	99.9	19	1053	1997	219157
20						

DFS Radar Parameters
FCC Radar Type 5
Channel 114 Bandwidth 80+80MHz

Trial Number:			23			Detection (Yes/No)
Number of Bursts in Trial:			19			
Chirp Center Frequency:			5640			Yes
Burst	Number of Pulses	Pulse Width (Microseconds)	Chirp Width (MHz)	Pulse 1-to-2 Spacing (µsec)	Pulse 2-to-3 Spacing (µsec)	Starting Location Within Interval (µsec)
1	2	81.5	19	1639	-	372264
2	2	76.1	19	1391	-	524345
3	2	80.2	19	1933	-	48333
4	1	63.2	19	-	-	201358
5	2	70.9	19	1016	-	353472
6	1	58.2	19	-	-	506540
7	2	79.4	19	1433	-	29579
8	3	99.4	19	1164	1559	181630
9	1	51.1	19	-	-	335278
10	3	98.7	19	1440	1451	485771
11	3	94.9	19	1826	1520	10786
12	2	69.5	19	1896	-	163103
13	3	86.2	19	1422	1988	314830
14	3	86.2	19	1673	1568	467090
15	1	61.7	19	-	-	622494
16	3	97.4	19	1300	1662	144048
17	1	54.4	19	-	-	297836
18	3	91.5	19	1891	1152	448564
19	1	50	19	-	-	603160
20						

Trial Number:			24			Detection (Yes/No)
Number of Bursts in Trial:			9			
Chirp Center Frequency:			5645			No
Burst	Number of Pulses	Pulse Width (Microseconds)	Chirp Width (MHz)	Pulse 1-to-2 Spacing (µsec)	Pulse 2-to-3 Spacing (µsec)	Starting Location Within Interval (µsec)
1	2	69.3	6	1387	-	266049
2	2	82.4	6	1400	-	588580
3	2	71.7	6	1903	-	911148
4	1	62	6	-	-	1235696
5	2	81.2	6	1224	-	226286
6	3	92.2	6	1002	1666	548539
7	1	51.1	6	-	-	872425
8	3	86.8	6	1329	1136	1193509
9	2	78.8	6	1690	-	186483
10						
11						
12						
13						
14						
15						
16						
17						
18						
19						
20						

DFS Radar Parameters
FCC Radar Type 5
Channel 114 Bandwidth 80+80MHz

Trial Number:			25			Detection (Yes/No)
Number of Bursts in Trial:			8			
Chirp Center Frequency:			5646			No
Burst	Number of Pulses	Pulse Width (Microseconds)	Chirp Width (MHz)	Pulse 1-to-2 Spacing (µsec)	Pulse 2-to-3 Spacing (µsec)	Starting Location Within Interval (µsec)
1	1	65.5	5	-	-	573542
2	1	51.4	5	-	-	936917
3	1	54.3	5	-	-	1300062
4	2	76.7	5	1165	-	165220
5	2	67.3	5	1183	-	528390
6	3	87.1	5	1871	1298	890243
7	2	71.4	5	1080	-	1255020
8	2	81	5	1435	-	120478
9						
10						
11						
12						
13						
14						
15						
16						
17						
18						
19						
20						

Trial Number:			26			Detection (Yes/No)
Number of Bursts in Trial:			8			
Chirp Center Frequency:			5645			No
Burst	Number of Pulses	Pulse Width (Microseconds)	Chirp Width (MHz)	Pulse 1-to-2 Spacing (µsec)	Pulse 2-to-3 Spacing (µsec)	Starting Location Within Interval (µsec)
1	3	98.5	6	1050	1271	483285
2	1	64.3	6	-	-	847340
3	1	64.3	6	-	-	1211132
4	2	82.9	6	1515	-	75776
5	1	64.8	6	-	-	439179
6	2	80.5	6	1516	-	802095
7	2	68.2	6	1493	-	1165262
8	2	72.9	6	1858	-	31055
9						
10						
11						
12						
13						
14						
15						
16						
17						
18						
19						
20						

DFS Radar Parameters
FCC Radar Type 5
Channel 114 Bandwidth 80+80MHz

Trial Number:			27			Detection (Yes/No)
Number of Bursts in Trial:			8			
Chirp Center Frequency:			5646			No
Burst	Number of Pulses	Pulse Width (Microseconds)	Chirp Width (MHz)	Pulse 1-to-2 Spacing (µsec)	Pulse 2-to-3 Spacing (µsec)	Starting Location Within Interval (µsec)
1	1	59.1	5	-	-	394534
2	1	64.9	5	-	-	757706
3	3	89.4	5	1610	1203	1118944
4	2	81.4	5	1065	-	1483856
5	3	91.4	5	1221	1475	349086
6	3	97.3	5	1972	1904	711378
7	2	74.2	5	1178	-	1075978
8	3	87.5	5	1507	1260	1437127
9						
10						
11						
12						
13						
14						
15						
16						
17						
18						
19						
20						

Trial Number:			28			Detection (Yes/No)
Number of Bursts in Trial:			17			
Chirp Center Frequency:			5641			Yes
Burst	Number of Pulses	Pulse Width (Microseconds)	Chirp Width (MHz)	Pulse 1-to-2 Spacing (µsec)	Pulse 2-to-3 Spacing (µsec)	Starting Location Within Interval (µsec)
1	3	86.3	16	1368	1445	142778
2	3	90.8	16	1646	1930	312686
3	2	67.4	16	1683	-	483617
4	1	59.7	16	-	-	655419
5	1	64	16	-	-	122282
6	3	99.1	16	1655	1679	291680
7	2	71	16	1431	-	462894
8	2	69.8	16	1426	-	633592
9	2	71.4	16	1373	-	101028
10	1	50.6	16	-	-	272080
11	3	83.8	16	1122	1418	441421
12	3	99.8	16	1525	1318	611483
13	3	94.4	16	1924	1127	79931
14	2	68.1	16	1962	-	250446
15	1	52.2	16	-	-	422044
16	3	99.1	16	1517	1744	590381
17	1	64.8	16	-	-	59229
18						
19						
20						

DFS Radar Parameters
FCC Radar Type 5
Channel 114 Bandwidth 80+80MHz

Trial Number:			29			Detection (Yes/No)
Number of Bursts in Trial:			19			
Chirp Center Frequency:			5640			Yes
Burst	Number of Pulses	Pulse Width (Microseconds)	Chirp Width (MHz)	Pulse 1-to-2 Spacing (µsec)	Pulse 2-to-3 Spacing (µsec)	Starting Location Within Interval (µsec)
1	2	80.8	18	1637	-	205363
2	3	99	18	1797	1005	356926
3	3	90.2	18	1216	1832	508866
4	2	77.2	18	1033	-	34082
5	2	67.1	18	1865	-	186465
6	1	54.5	18	-	-	340001
7	1	51.8	18	-	-	492214
8	1	53.5	18	-	-	15302
9	3	89.1	18	1856	1815	167233
10	2	72	18	1536	-	319979
11	2	77.3	18	1701	-	472838
12	1	61.8	18	-	-	626408
13	1	55.4	18	-	-	149228
14	3	87.4	18	1833	1650	300359
15	2	68.3	18	1315	-	453700
16	2	77.2	18	1074	-	606327
17	2	66.8	18	1013	-	130232
18	3	90.4	18	1810	1725	281548
19	2	76.6	18	1253	-	435368
20						

Trial Number:			30			Detection (Yes/No)
Number of Bursts in Trial:			19			
Chirp Center Frequency:			5640			Yes
Burst	Number of Pulses	Pulse Width (Microseconds)	Chirp Width (MHz)	Pulse 1-to-2 Spacing (µsec)	Pulse 2-to-3 Spacing (µsec)	Starting Location Within Interval (µsec)
1	2	69.6	18	1927	-	587136
2	1	61.6	18	-	-	111617
3	2	66.9	18	1305	-	264054
4	3	99.4	18	1461	2000	414898
5	3	93.4	18	1699	1061	567315
6	3	94.6	18	1830	1125	92394
7	1	61.5	18	-	-	245497
8	1	64.2	18	-	-	398234
9	3	96.8	18	1918	1208	548626
10	2	68.4	18	1088	-	73908
11	2	78.6	18	1052	-	226472
12	3	91	18	1684	1470	377993
13	1	62.7	18	-	-	532864
14	3	90.3	18	1325	1925	54888
15	1	66.6	18	-	-	207959
16	1	60.6	18	-	-	360788
17	3	98.4	18	1614	1736	511016
18	3	84.1	18	1693	1022	36189
19	1	60.3	18	-	-	189071
20						