DRA2G5G6D003-SMA

DRA2G5G6D003-SMA Dual Band FRP Antenna

1. Feature

- Dual Band FRP Antenna
- SMA Plug Female PIN
- Fiberglass tube of White
- ROHS compliance



2.Application

- 2.4&5.8GHz Wireless Communication
- WLAN device, WLAN Router, e.g., AP, PIC Wireless Card

3.Description

DRA2G5G6D003-SMA for 2.4&5.8GHz Dipole Antenna applications . It has excellent stability and sensitivity to consistently provide high signal reception efficiency.

4. General Data

Product Name	DRA2G5G6D003-SMA
Frequency	2.4~2.5GHz&5.15~5.85GHz
V.S.W.R	≤3.0
Gain（dBi）	≤6.0 dBi
Polarization	Vertiacl
Term of validity	One year
Storage Temp	23±5℃
Operating Temperature	-25~+70℃
Waterproof	IPQ65
Impedance with Matching	50Ω
Dimension	L228*φ20(mm)

5. Typical Electrical Characteristics

- Recommend Matching Circuit

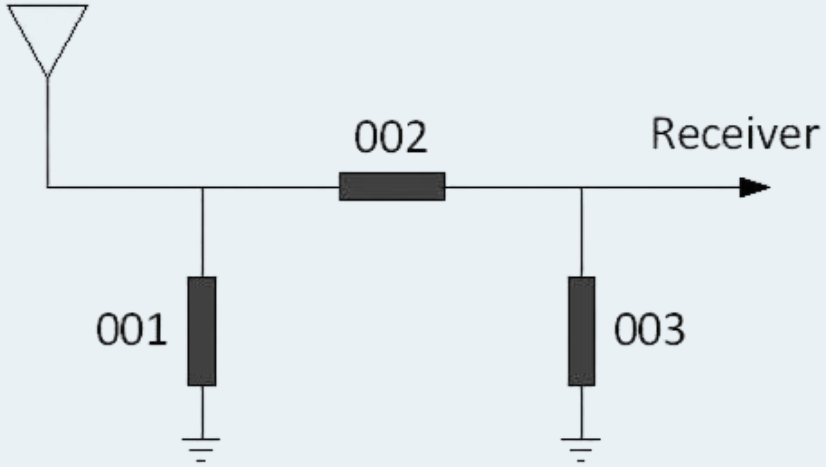

Reference:

001=(N/A)
002=0Ω
003=(N/A)

Return loss、VSWR& Smith chart

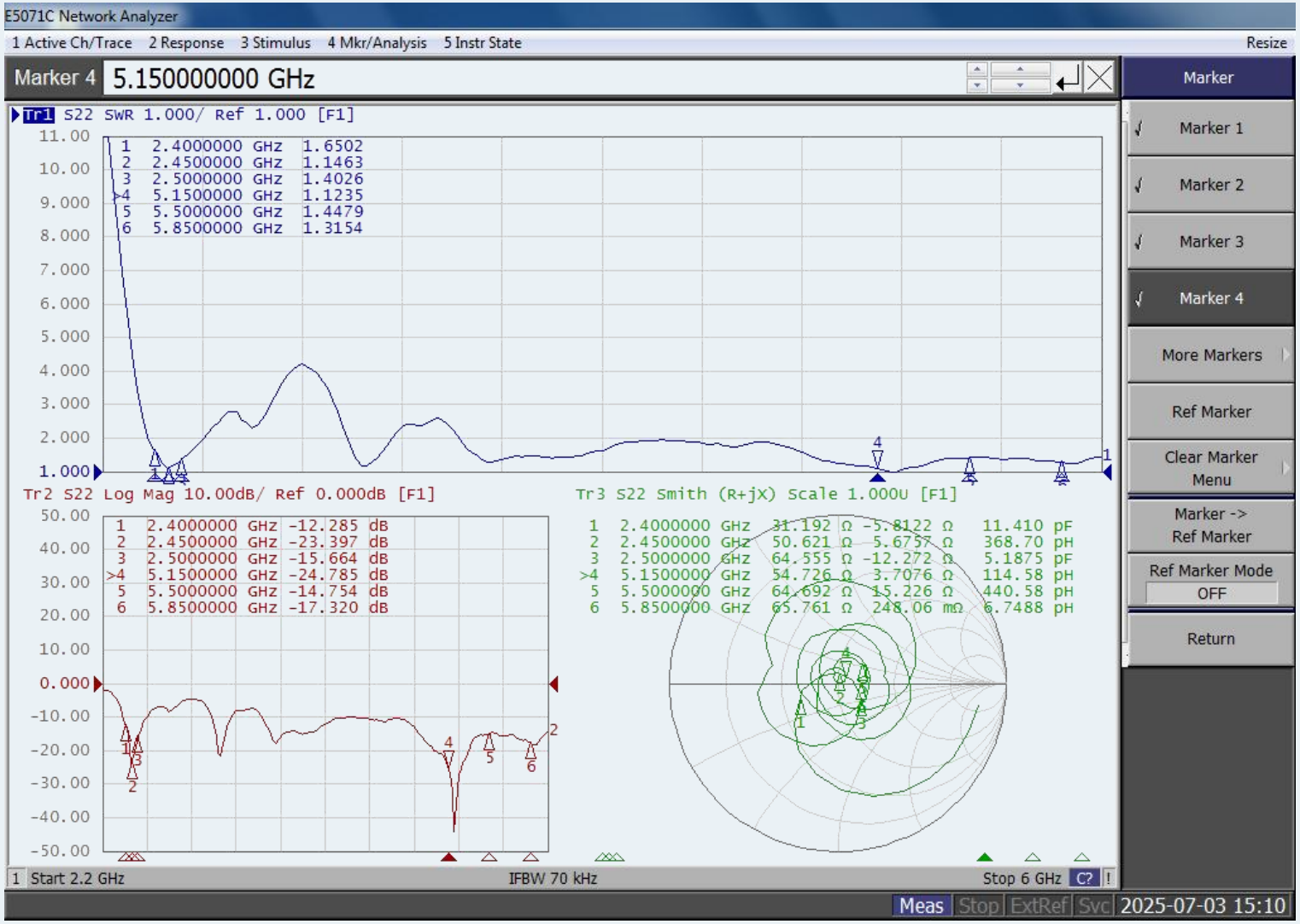

Frequency Total Data

Frequency (MHz)	Directivity(dB)	Gain(dB)	Efficiency(dB)	Efficiency(%)
2400	5.2088	3.7356	-1.4732	71.2327
2410	5.2339	3.9588	-1.2751	74.5572
2420	5.242	4.1803	-1.0617	78.3123
2430	5.2579	4.3925	-0.8654	81.9336
2440	5.3129	4.3967	-0.9162	80.9808
2450	5.4265	4.4624	-0.7641	83.8664
2460	5.4574	4.4711	-0.6863	85.3825
2470	5.3524	4.4108	-0.6416	86.2652
2480	5.2123	4.5067	-0.7057	85.003
2490	5.1211	4.3896	-0.7315	84.4987
2500	5.1143	4.3757	-0.7385	84.3621

Frequency Total Data

Frequency (MHz)	Directivity(dB)	Gain(dB)	Efficiency(dB)	Efficiency(%)
5150	5.1629	3.9381	-1.2248	75.4254
5200	5.5226	4.4678	-1.0548	78.4367
5250	5.2869	4.2276	-1.0593	78.3547
5300	5.1832	3.9874	-1.1958	75.9319
5350	4.9941	3.9964	-0.9977	79.4752
5400	4.8795	3.6404	-1.2391	75.1781
5450	4.8596	3.7931	-1.0665	78.2264
5500	4.8692	3.8742	-0.9951	79.5229
5550	5.1365	4.0134	-1.123	77.2138
5600	5.2862	4.2129	-1.0733	78.1033
5650	5.4716	4.4429	-1.0287	78.9099
5700	5.6218	4.4507	-1.1712	76.3632
5750	5.9067	4.8958	-1.011	79.2327
5800	6.1976	5.2057	-0.9919	79.5812
5850	6.1426	5.1299	-1.0127	79.2013

Gain(dB)&Efficiency(%)

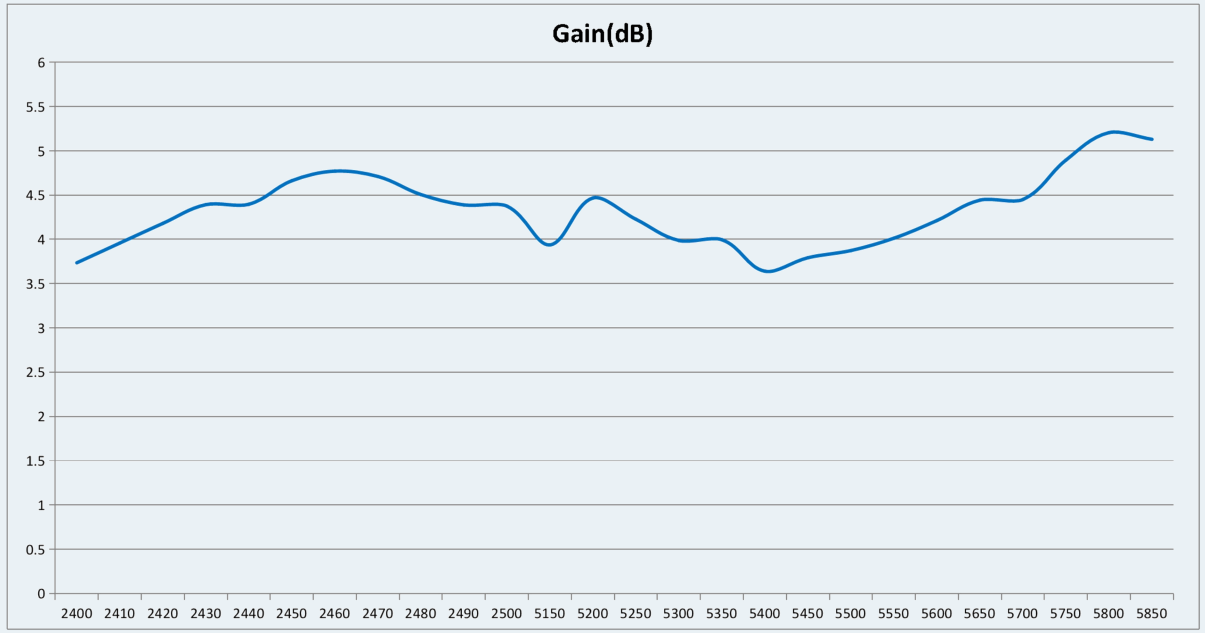

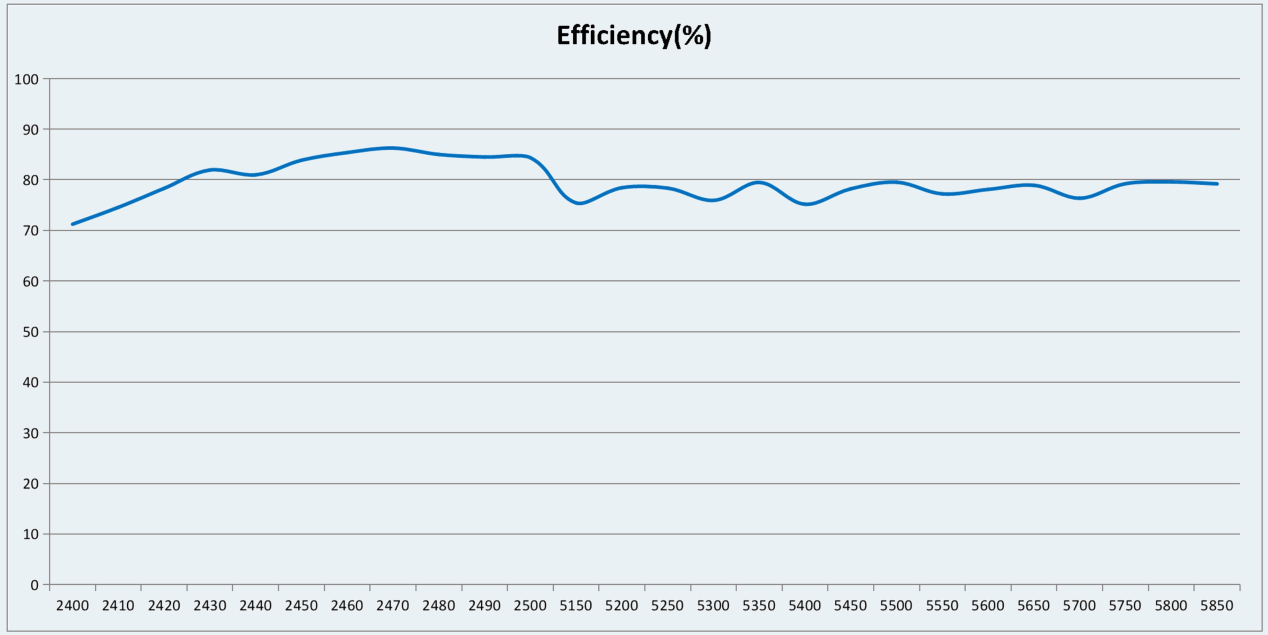

2D&3D test pattern

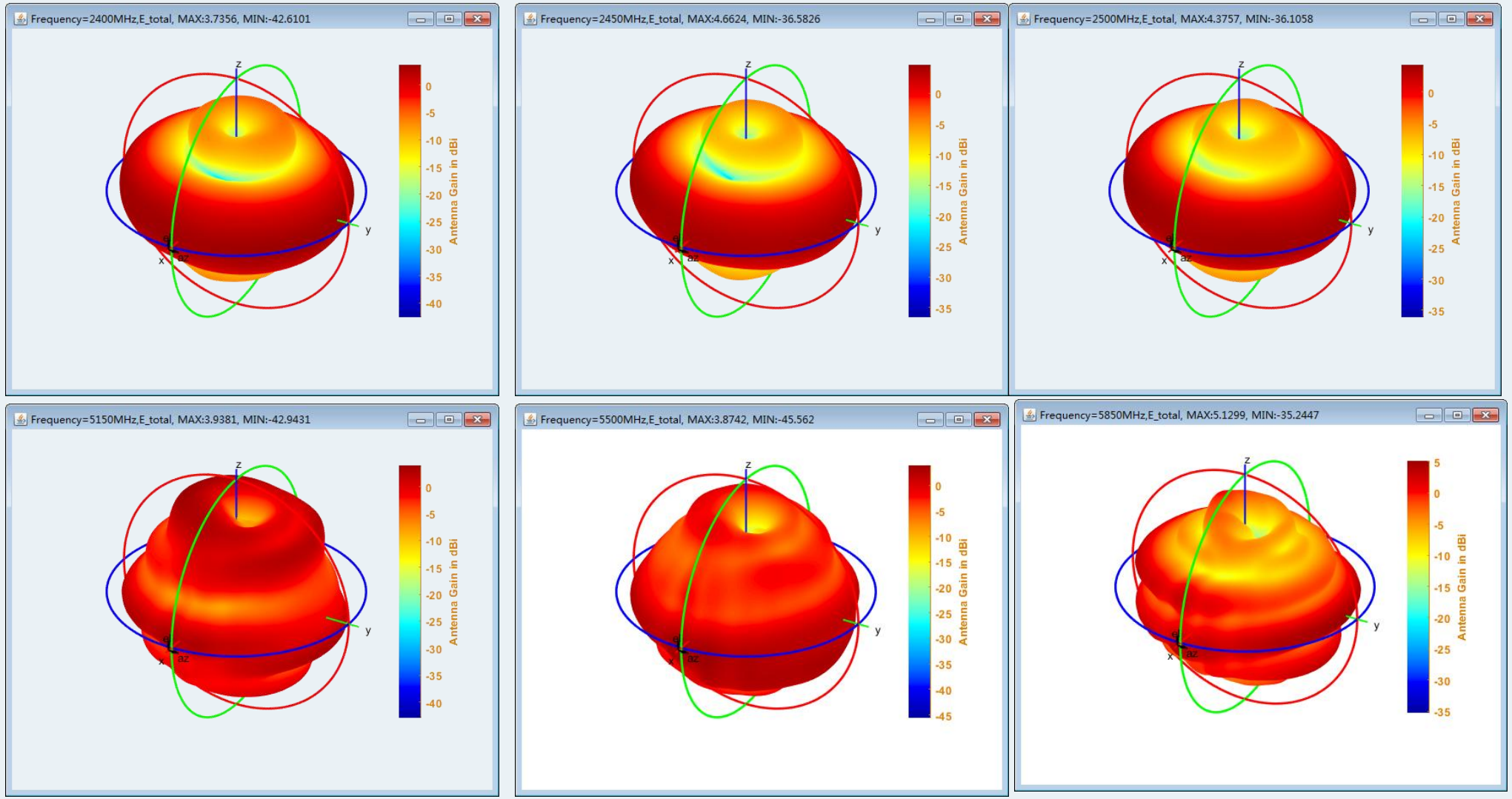

XZ Plane	YZ Plane	XY Plane

z

x

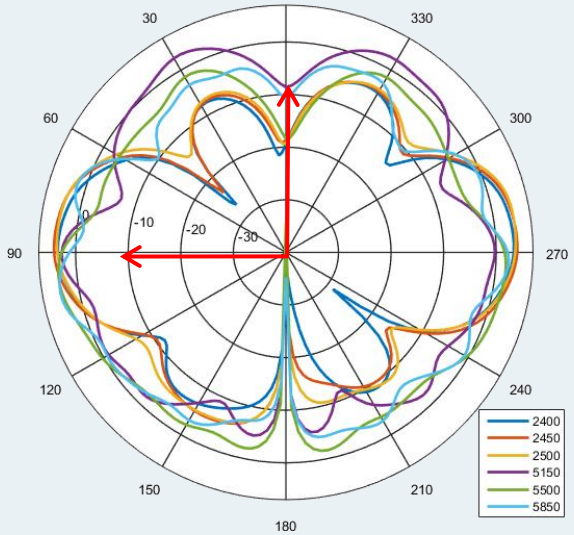

z

y

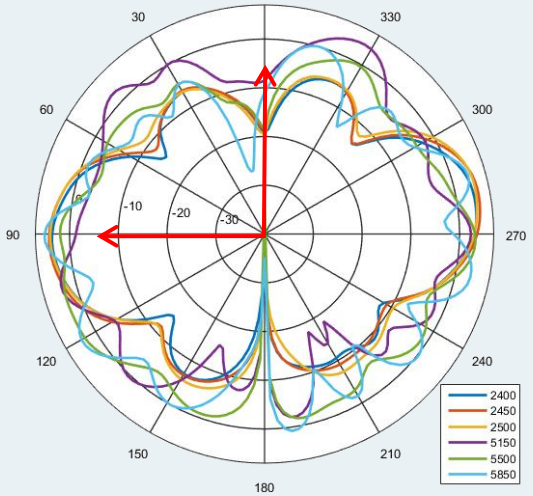

y

x

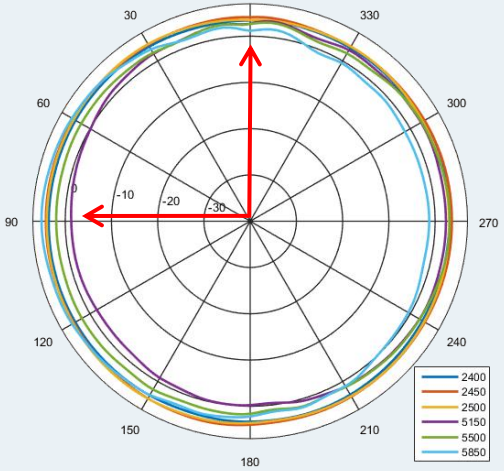

6.Dimension

REV	DATE	DESCRIPTION
A0	07/30-2025	New Issue

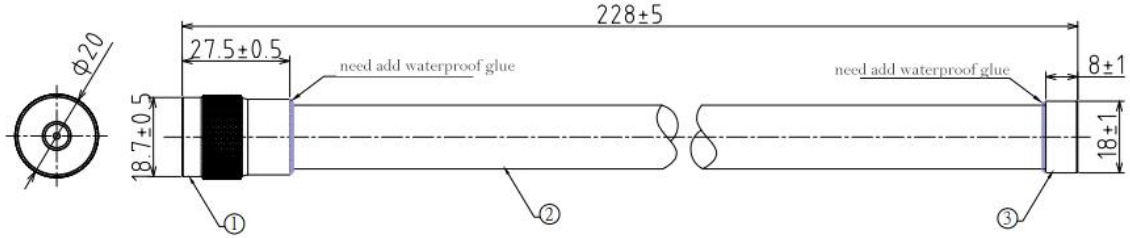

SPECIFICATION

1.Frequency Range:2.4~2.5GHz&5.15~5.85GHz

2.Impendance:50Ω

3.VSWR:≤2.0

4.Polarization:Vertical

5.Radiation:Omni

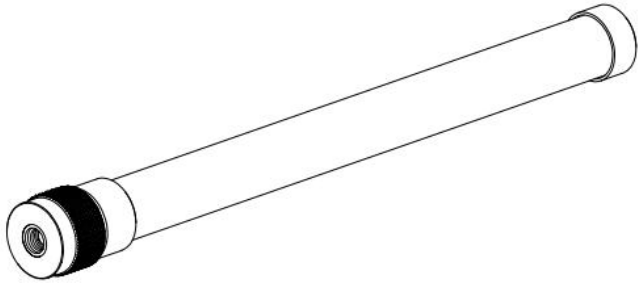

NO	PARTNAME	DESCRIPTION	Q'TY	Part P/NO
③	CAP	Aluminium:H8*⌀18mm	1PCS	
②	Fiberglass tube	L216*⌀16mm:White	1PCS	
①	CONNECTOR	SMA Female PIN,FOR ANTENNA	1PCS	Male

XX.	±5	APPROVED	
X.	±3.0		
.X	±1.0	CHECKED	
.XX	±0.5		
.XXX	±0.1	DRAWING	Sun

CUSTOMER'S SINGATURE

CUSTOMER:

PART NO :

PARTNAME: 2.4/5.8GHz Dipole Antenna

SOANTPNO:

REV	UNIT	FILE:
A	m/m	SHEET: 1/1

WALLYS

DRA2G5G6D003-SMA