Test Mode:	802.11ax-HE40-Antenna1	Test Date:	2025-05-19 ~ 2025-06-11
Test Channel:	06	Test Engineer:	Stone Zhang

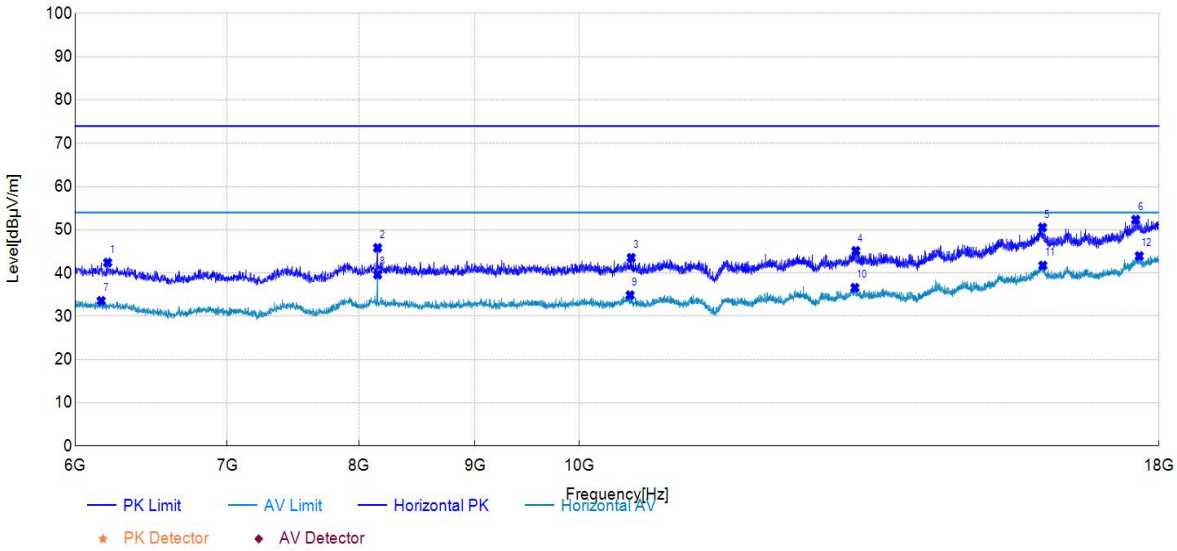

Suspected Data List											
NO.	Frequency [MHz]	Reading [dBμV]	Level [dBμV/m]	Factor [dB/m]	Limit [dBμV/m]	Margin [dB]	Height [cm]	Angle [°]	Det	Pol	Verdict
1	6201.00	46.74	42.41	-4.33	74.00	31.59	150	145	PK	Horizontal	PASS
2	8152.50	47.07	45.82	-1.25	74.00	28.18	150	121	PK	Horizontal	PASS
3	10542.00	42.71	43.53	0.82	74.00	30.47	150	149	PK	Horizontal	PASS
4	13237.50	41.97	45.12	3.15	74.00	28.88	150	316	PK	Horizontal	PASS
5	15994.50	40.75	50.53	9.78	74.00	23.47	150	0	PK	Horizontal	PASS
6	17580.00	38.55	52.35	13.80	74.00	21.65	150	179	PK	Horizontal	PASS
7	6160.50	37.87	33.56	-4.31	54.00	20.44	150	179	AV	Horizontal	PASS
8	8152.50	40.90	39.65	-1.25	54.00	14.35	150	125	AV	Horizontal	PASS
9	10530.00	34.05	34.88	0.83	54.00	19.12	150	140	AV	Horizontal	PASS
10	13225.50	33.36	36.60	3.24	54.00	17.40	150	337	AV	Horizontal	PASS
11	16000.50	31.97	41.74	9.77	54.00	12.26	150	278	AV	Horizontal	PASS
12	17643.00	30.22	43.93	13.71	54.00	10.07	150	56	AV	Horizontal	PASS

Note:(1) Level=Reading+Factor

(2) Margin=Limit-Level

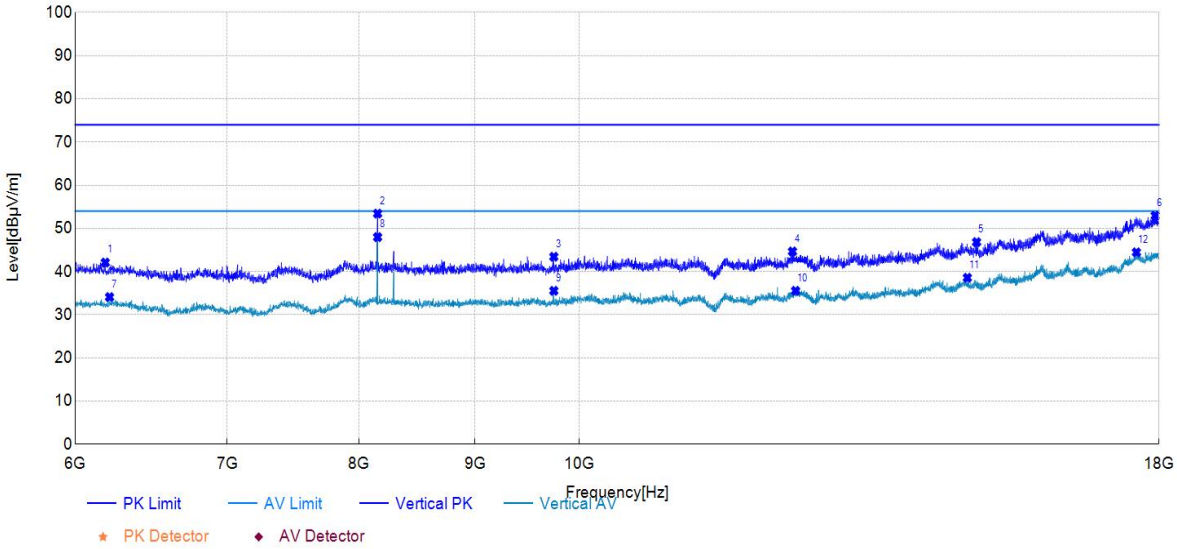

Suspected Data List											
NO.	Frequency [MHz]	Reading [dBµV]	Level [dBµV/m]	Factor [dB/m]	Limit [dBµV/m]	Margin [dB]	Height [cm]	Angle [°]	Det	Pol	Verdict
1	6186.00	46.35	42.08	-4.27	74.00	31.92	150	72	PK	Vertical	PASS
2	8152.50	54.68	53.43	-1.25	74.00	20.57	150	141	PK	Vertical	PASS
3	9747.00	43.94	43.43	-0.51	74.00	30.57	150	90	PK	Vertical	PASS
4	12414.00	42.26	44.65	2.39	74.00	29.35	150	185	PK	Vertical	PASS
5	14961.00	41.58	46.81	5.23	74.00	27.19	150	199	PK	Vertical	PASS
6	17929.50	38.12	52.94	14.82	74.00	21.06	150	267	PK	Vertical	PASS
7	6213.00	38.31	34.08	-4.23	54.00	19.92	150	95	AV	Vertical	PASS
8	8152.50	49.22	47.97	-1.25	54.00	6.03	150	126	AV	Vertical	PASS
9	9747.00	36.05	35.54	-0.51	54.00	18.46	150	90	AV	Vertical	PASS
10	12453.00	33.08	35.54	2.46	54.00	18.46	150	77	AV	Vertical	PASS
11	14821.50	33.07	38.56	5.49	54.00	15.44	150	24	AV	Vertical	PASS
12	17592.00	30.03	44.45	14.42	54.00	9.55	150	66	AV	Vertical	PASS

Note:(1) Level=Reading+Factor

(2) Margin=Limit-Level

Test Mode:	802.11ax-HE40-Antenna1	Test Date:	2025-05-19 ~ 2025-06-11
Test Channel:	09	Test Engineer:	Stone Zhang

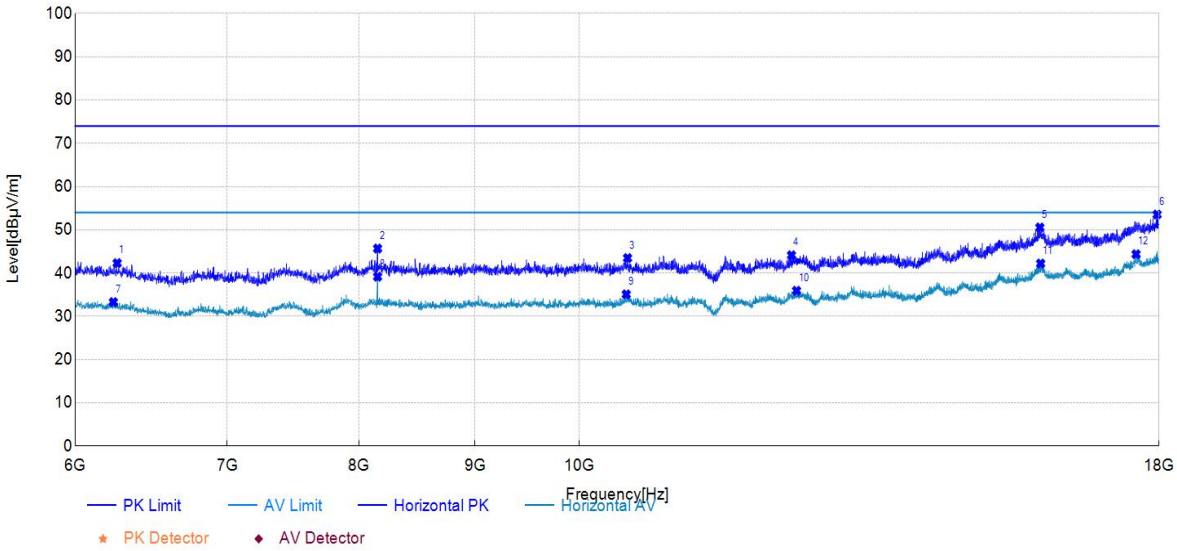

Suspected Data List											
NO.	Frequency [MHz]	Reading [dBμV]	Level [dBμV/m]	Factor [dB/m]	Limit [dBμV/m]	Margin [dB]	Height [cm]	Angle [°]	Det	Pol	Verdict
1	6261.00	46.48	42.29	-4.19	74.00	31.71	150	284	PK	Horizontal	PASS
2	8152.50	46.92	45.67	-1.25	74.00	28.33	150	122	PK	Horizontal	PASS
3	10503.00	42.61	43.47	0.86	74.00	30.53	150	87	PK	Horizontal	PASS
4	12402.00	41.83	44.12	2.29	74.00	29.88	150	280	PK	Horizontal	PASS
5	15952.50	40.76	50.54	9.78	74.00	23.46	150	29	PK	Horizontal	PASS
6	17965.50	39.54	53.54	14.00	74.00	20.46	150	186	PK	Horizontal	PASS
7	6237.00	37.52	33.28	-4.24	54.00	20.72	150	142	AV	Horizontal	PASS
8	8152.50	40.41	39.16	-1.25	54.00	14.84	150	133	AV	Horizontal	PASS
9	10489.50	34.27	35.07	0.80	54.00	18.93	150	274	AV	Horizontal	PASS
10	12465.00	33.52	35.91	2.39	54.00	18.09	150	211	AV	Horizontal	PASS
11	15964.50	32.42	42.20	9.78	54.00	11.80	150	29	AV	Horizontal	PASS
12	17586.00	30.50	44.35	13.85	54.00	9.65	150	59	AV	Horizontal	PASS

Note:(1) Level=Reading+Factor

(2) Margin=Limit-Level

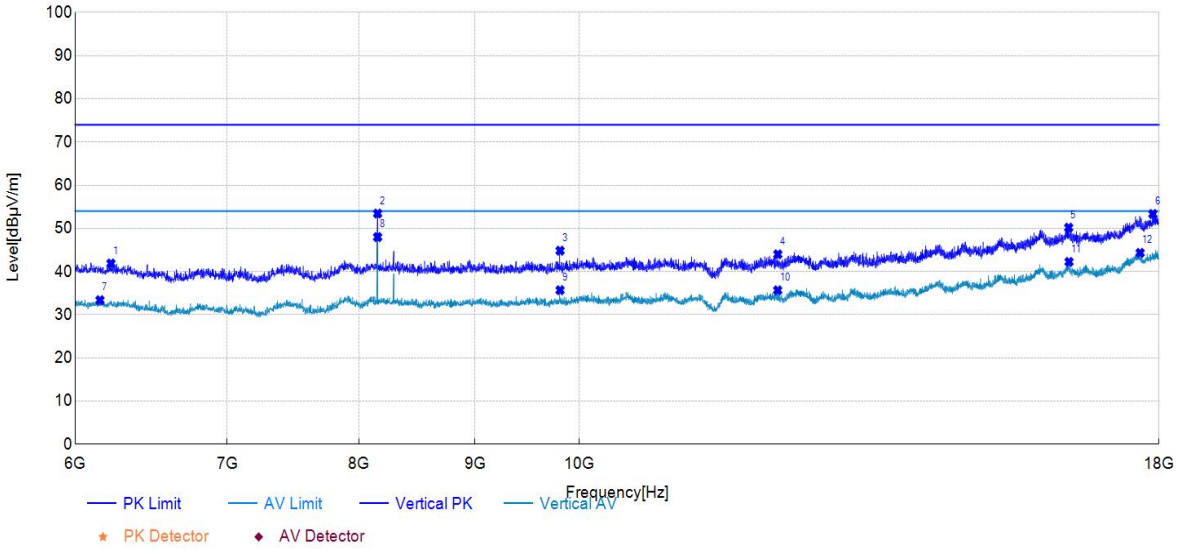

Suspected Data List											
NO.	Frequency [MHz]	Reading [dBµV]	Level [dBµV/m]	Factor [dB/m]	Limit [dBµV/m]	Margin [dB]	Height [cm]	Angle [°]	Det	Pol	Verdict
1	6222.00	46.07	41.87	-4.20	74.00	32.13	150	359	PK	Vertical	PASS
2	8152.50	54.69	53.44	-1.25	74.00	20.56	150	142	PK	Vertical	PASS
3	9808.50	44.78	44.84	0.06	74.00	29.16	150	87	PK	Vertical	PASS
4	12231.00	42.24	43.99	1.75	74.00	30.01	150	160	PK	Vertical	PASS
5	16425.00	40.56	50.18	9.62	74.00	23.82	150	292	PK	Vertical	PASS
6	17887.50	38.41	53.34	14.93	74.00	20.66	150	263	PK	Vertical	PASS
7	6153.00	37.66	33.37	-4.29	54.00	20.63	150	359	AV	Vertical	PASS
8	8152.50	49.23	47.98	-1.25	54.00	6.02	150	132	AV	Vertical	PASS
9	9808.50	35.63	35.69	0.06	54.00	18.31	150	82	AV	Vertical	PASS
10	12229.50	33.90	35.66	1.76	54.00	18.34	150	87	AV	Vertical	PASS
11	16431.00	32.64	42.24	9.60	54.00	11.76	150	224	AV	Vertical	PASS
12	17658.00	30.16	44.32	14.16	54.00	9.68	150	340	AV	Vertical	PASS

Note:(1) Level=Reading+Factor

(2) Margin=Limit-Level

Test Mode:	802.11ax-HE40-Antenna2	Test Date:	2025-05-19 ~ 2025-06-11
Test Channel:	03	Test Engineer:	Stone Zhang

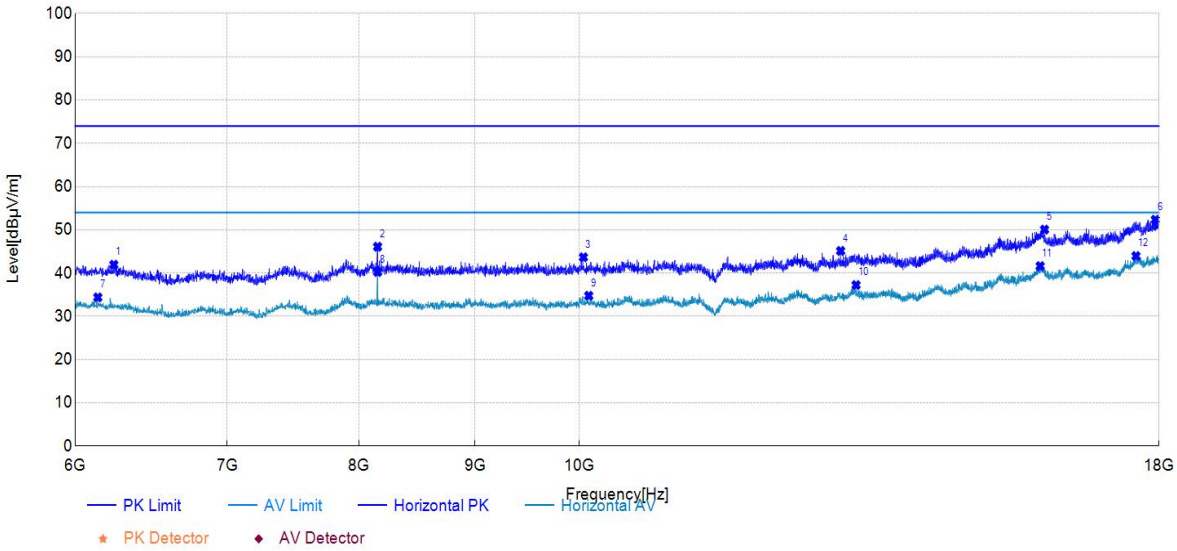

Suspected Data List											
NO.	Frequency [MHz]	Reading [dBμV]	Level [dBμV/m]	Factor [dB/m]	Limit [dBμV/m]	Margin [dB]	Height [cm]	Angle [°]	Det	Pol	Verdict
1	6240.00	46.16	41.92	-4.24	74.00	32.08	150	72	PK	Horizontal	PASS
2	8152.50	47.34	46.09	-1.25	74.00	27.91	150	130	PK	Horizontal	PASS
3	10044.00	43.69	43.65	-0.04	74.00	30.35	150	56	PK	Horizontal	PASS
4	13035.00	42.33	45.12	2.79	74.00	28.88	150	12	PK	Horizontal	PASS
5	16027.50	40.71	50.05	9.34	74.00	23.95	150	1	PK	Horizontal	PASS
6	17932.50	38.13	52.34	14.21	74.00	21.66	150	0	PK	Horizontal	PASS
7	6139.50	38.68	34.38	-4.30	54.00	19.62	150	180	AV	Horizontal	PASS
8	8152.50	41.50	40.25	-1.25	54.00	13.75	150	130	AV	Horizontal	PASS
9	10098.00	34.80	34.75	-0.05	54.00	19.25	150	125	AV	Horizontal	PASS
10	13240.50	34.11	37.23	3.12	54.00	16.77	150	0	AV	Horizontal	PASS
11	15957.00	31.83	41.61	9.78	54.00	12.39	150	0	AV	Horizontal	PASS
12	17584.50	30.10	43.94	13.84	54.00	10.06	150	194	AV	Horizontal	PASS

Note:(1) Level=Reading+Factor

(2) Margin=Limit-Level

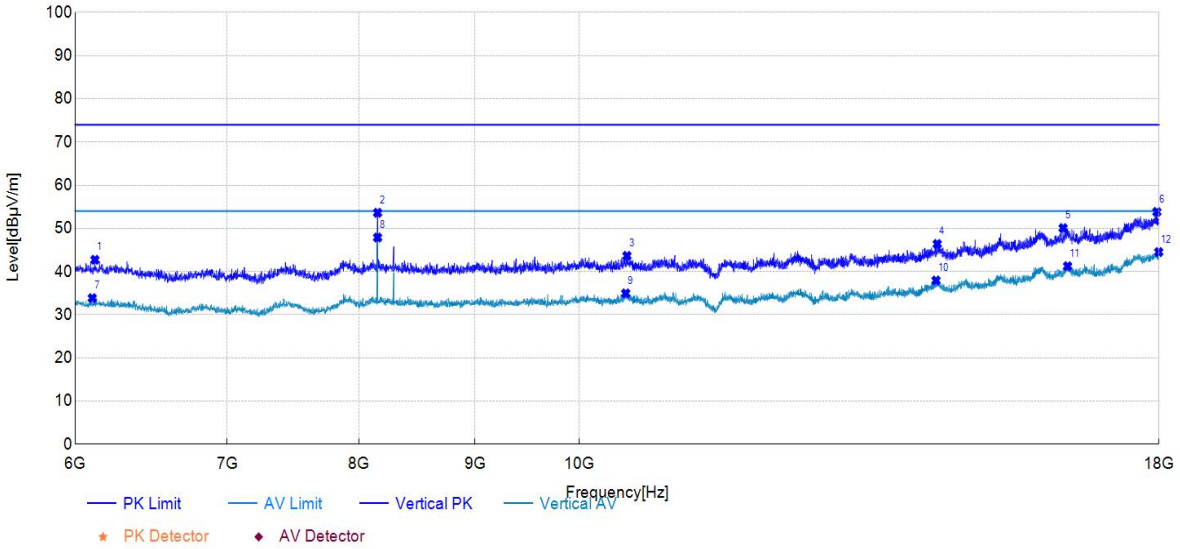

Suspected Data List											
NO.	Frequency [MHz]	Reading [dBµV]	Level [dBµV/m]	Factor [dB/m]	Limit [dBµV/m]	Margin [dB]	Height [cm]	Angle [°]	Det	Pol	Verdict
1	6121.50	47.01	42.72	-4.29	74.00	31.28	150	330	PK	Vertical	PASS
2	8152.50	54.86	53.61	-1.25	74.00	20.39	150	135	PK	Vertical	PASS
3	10497.00	42.48	43.63	1.15	74.00	30.37	150	359	PK	Vertical	PASS
4	14376.00	40.84	46.38	5.54	74.00	27.62	150	18	PK	Vertical	PASS
5	16332.00	40.63	50.06	9.43	74.00	23.94	150	14	PK	Vertical	PASS
6	17961.00	39.19	53.82	14.63	74.00	20.18	150	212	PK	Vertical	PASS
7	6105.00	38.14	33.84	-4.30	54.00	20.16	150	18	AV	Vertical	PASS
8	8152.50	49.13	47.88	-1.25	54.00	6.12	150	141	AV	Vertical	PASS
9	10483.50	33.88	34.94	1.06	54.00	19.06	150	360	AV	Vertical	PASS
10	14358.00	32.44	37.93	5.49	54.00	16.07	150	353	AV	Vertical	PASS
11	16407.00	31.54	41.23	9.69	54.00	12.77	150	286	AV	Vertical	PASS
12	17994.00	30.09	44.51	14.42	54.00	9.49	150	28	AV	Vertical	PASS

Note:(1) Level=Reading+Factor

(2) Margin=Limit-Level

Test Mode:	802.11ax-HE40-Antenna2	Test Date:	2025-05-19 ~ 2025-06-11
Test Channel:	06	Test Engineer:	Stone Zhang

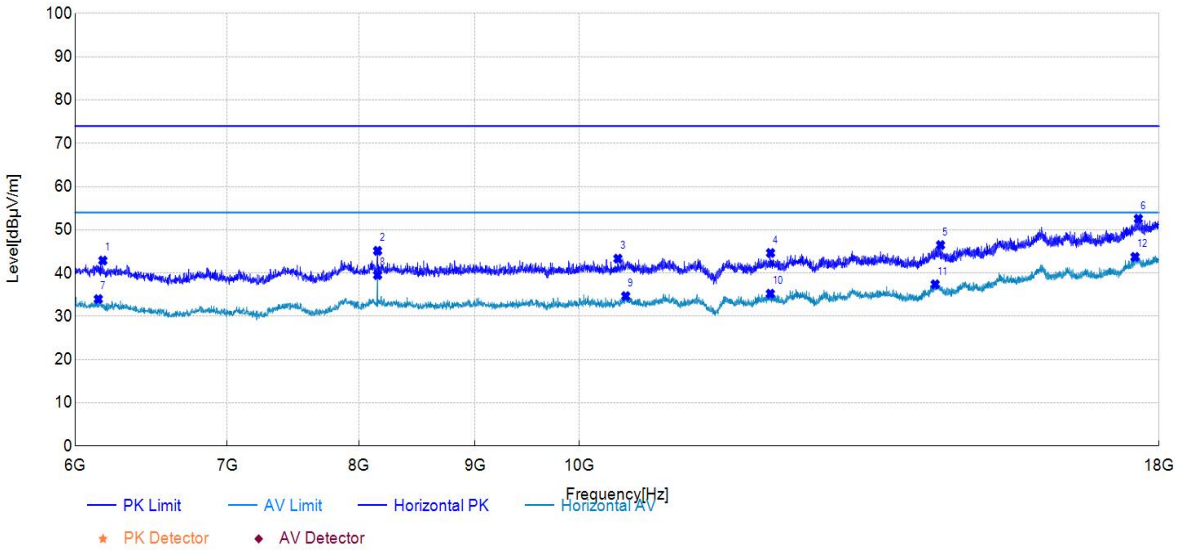

Suspected Data List											
NO.	Frequency [MHz]	Reading [dBμV]	Level [dBμV/m]	Factor [dB/m]	Limit [dBμV/m]	Margin [dB]	Height [cm]	Angle [°]	Det	Pol	Verdict
1	6171.00	47.21	42.89	-4.32	74.00	31.11	150	212	PK	Horizontal	PASS
2	8152.50	46.39	45.14	-1.25	74.00	28.86	150	123	PK	Horizontal	PASS
3	10401.00	43.13	43.33	0.20	74.00	30.67	150	109	PK	Horizontal	PASS
4	12141.00	43.04	44.64	1.60	74.00	29.36	150	228	PK	Horizontal	PASS
5	14424.00	41.50	46.47	4.97	74.00	27.53	150	360	PK	Horizontal	PASS
6	17626.50	38.73	52.55	13.82	74.00	21.45	150	340	PK	Horizontal	PASS
7	6142.50	38.27	33.97	-4.30	54.00	20.03	150	48	AV	Horizontal	PASS
8	8152.50	40.79	39.54	-1.25	54.00	14.46	150	129	AV	Horizontal	PASS
9	10483.50	33.91	34.66	0.75	54.00	19.34	150	53	AV	Horizontal	PASS
10	12139.50	33.62	35.22	1.60	54.00	18.78	150	237	AV	Horizontal	PASS
11	14346.00	32.45	37.39	4.94	54.00	16.61	150	170	AV	Horizontal	PASS
12	17568.00	30.05	43.73	13.68	54.00	10.27	150	0	AV	Horizontal	PASS

Note:(1) Level=Reading+Factor

(2) Margin=Limit-Level

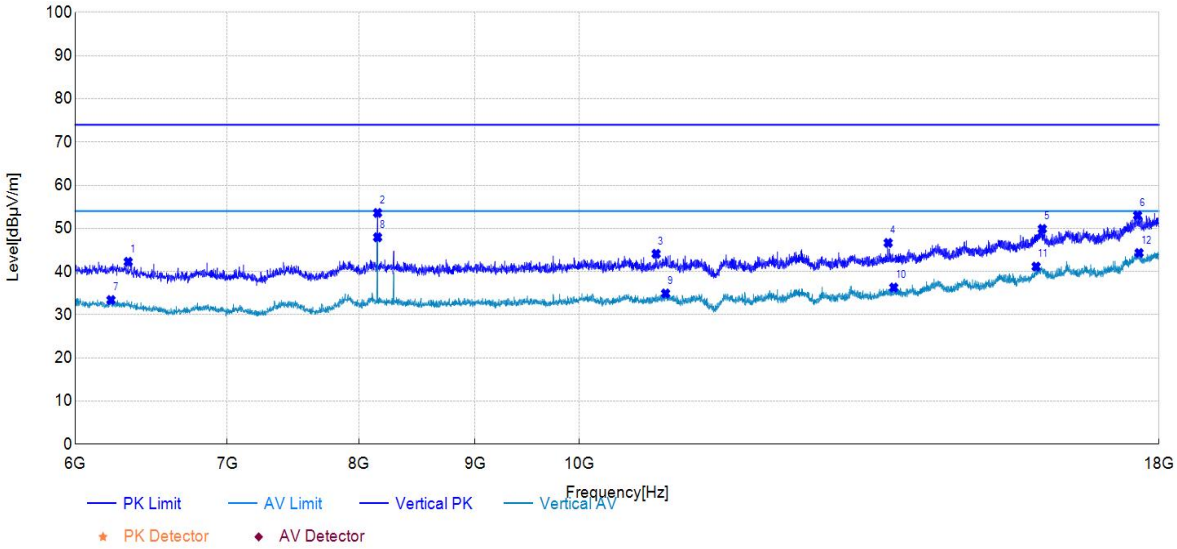

Suspected Data List											
NO.	Frequency [MHz]	Reading [dBµV]	Level [dBµV/m]	Factor [dB/m]	Limit [dBµV/m]	Margin [dB]	Height [cm]	Angle [°]	Det	Pol	Verdict
1	6331.50	46.50	42.25	-4.25	74.00	31.75	150	273	PK	Vertical	PASS
2	8152.50	54.83	53.58	-1.25	74.00	20.42	150	126	PK	Vertical	PASS
3	10812.00	43.32	44.10	0.78	74.00	29.90	150	126	PK	Vertical	PASS
4	13678.50	43.46	46.63	3.17	74.00	27.37	150	39	PK	Vertical	PASS
5	15991.50	40.60	49.88	9.28	74.00	24.12	150	273	PK	Vertical	PASS
6	17613.00	38.58	53.00	14.42	74.00	21.00	150	184	PK	Vertical	PASS
7	6222.00	37.61	33.41	-4.20	54.00	20.59	150	166	AV	Vertical	PASS
8	8152.50	49.18	47.93	-1.25	54.00	6.07	150	141	AV	Vertical	PASS
9	10915.50	33.77	34.92	1.15	54.00	19.08	150	64	AV	Vertical	PASS
10	13756.50	32.90	36.30	3.40	54.00	17.70	150	263	AV	Vertical	PASS
11	15891.00	32.02	41.15	9.13	54.00	12.85	150	184	AV	Vertical	PASS
12	17640.00	30.04	44.31	14.27	54.00	9.69	150	170	AV	Vertical	PASS

Note:(1) Level=Reading+Factor

(2) Margin=Limit-Level

Test Mode:	802.11ax-HE40-Antenna2	Test Date:	2025-05-19 ~ 2025-06-11
Test Channel:	09	Test Engineer:	Stone Zhang

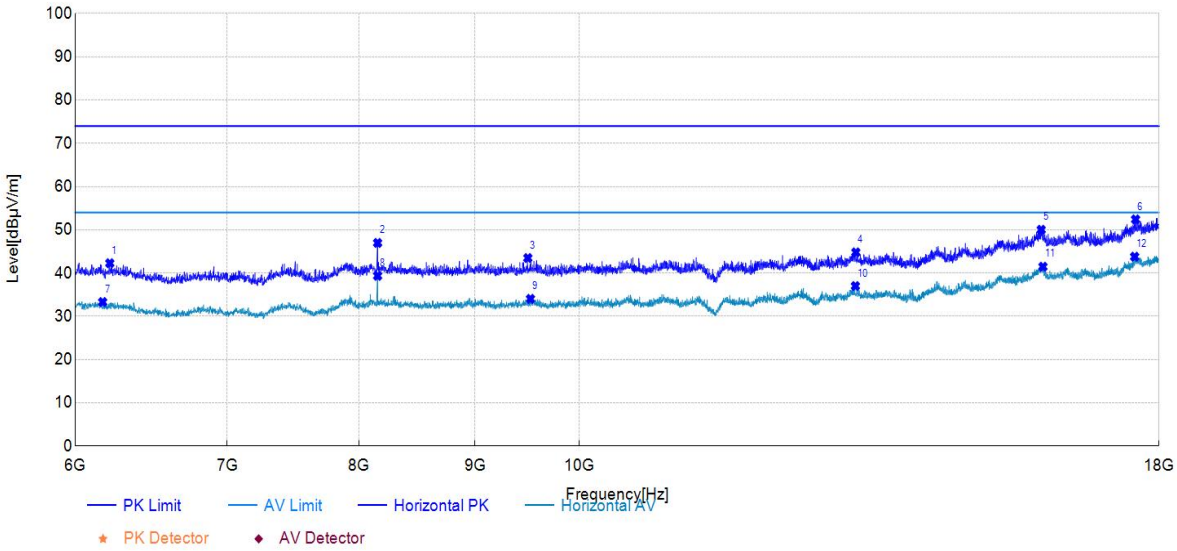

Suspected Data List											
NO.	Frequency [MHz]	Reading [dBμV]	Level [dBμV/m]	Factor [dB/m]	Limit [dBμV/m]	Margin [dB]	Height [cm]	Angle [°]	Det	Pol	Verdict
1	6214.50	46.58	42.28	-4.30	74.00	31.72	150	356	PK	Horizontal	PASS
2	8152.50	48.22	46.97	-1.25	74.00	27.03	150	127	PK	Horizontal	PASS
3	9493.50	43.48	43.48	0.00	74.00	30.52	150	230	PK	Horizontal	PASS
4	13237.50	41.64	44.79	3.15	74.00	29.21	150	188	PK	Horizontal	PASS
5	15973.50	40.23	50.01	9.78	74.00	23.99	150	192	PK	Horizontal	PASS
6	17577.00	38.65	52.41	13.76	74.00	21.59	150	161	PK	Horizontal	PASS
7	6169.50	37.61	33.30	-4.31	54.00	20.70	150	66	AV	Horizontal	PASS
8	8152.50	40.61	39.36	-1.25	54.00	14.64	150	127	AV	Horizontal	PASS
9	9519.00	34.03	34.03	0.00	54.00	19.97	150	244	AV	Horizontal	PASS
10	13231.50	33.80	37.00	3.20	54.00	17.00	150	330	AV	Horizontal	PASS
11	16002.00	31.72	41.47	9.75	54.00	12.53	150	100	AV	Horizontal	PASS
12	17560.50	30.17	43.78	13.61	54.00	10.22	150	310	AV	Horizontal	PASS

Note:(1) Level=Reading+Factor

(2) Margin=Limit-Level

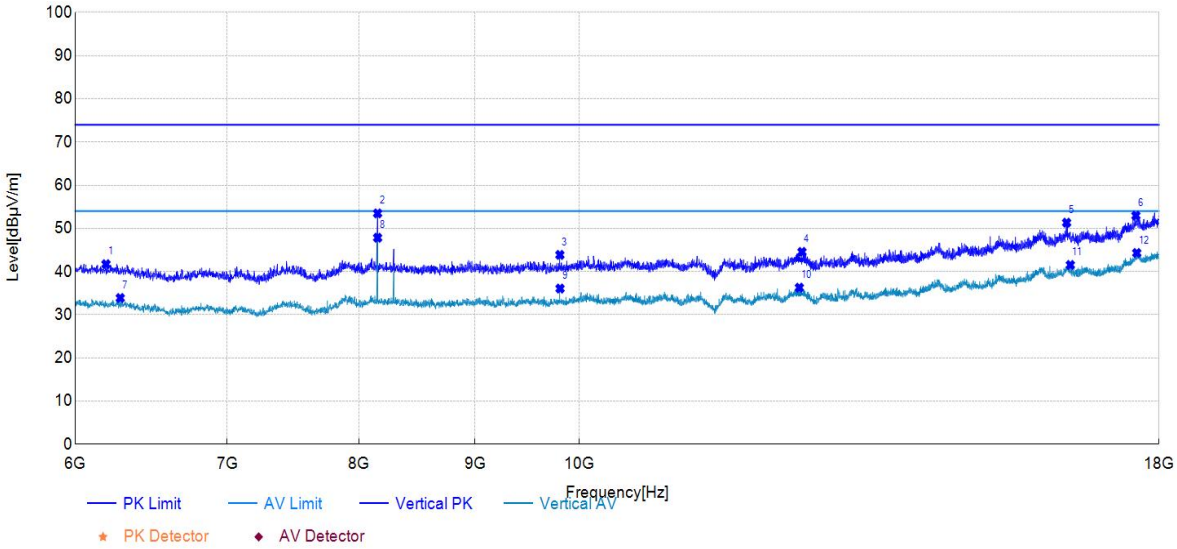

Suspected Data List											
NO.	Frequency [MHz]	Reading [dBµV]	Level [dBµV/m]	Factor [dB/m]	Limit [dBµV/m]	Margin [dB]	Height [cm]	Angle [°]	Det	Pol	Verdict
1	6190.50	45.98	41.70	-4.28	74.00	32.30	150	61	PK	Vertical	PASS
2	8152.50	54.73	53.48	-1.25	74.00	20.52	150	131	PK	Vertical	PASS
3	9807.00	43.79	43.86	0.07	74.00	30.14	150	270	PK	Vertical	PASS
4	12534.00	42.11	44.56	2.45	74.00	29.44	150	221	PK	Vertical	PASS
5	16390.50	41.65	51.32	9.67	74.00	22.68	150	315	PK	Vertical	PASS
6	17583.00	38.61	52.95	14.34	74.00	21.05	150	95	PK	Vertical	PASS
7	6280.50	37.89	33.87	-4.02	54.00	20.13	150	47	AV	Vertical	PASS
8	8152.50	49.08	47.83	-1.25	54.00	6.17	150	136	AV	Vertical	PASS
9	9808.50	36.00	36.06	0.06	54.00	17.94	150	80	AV	Vertical	PASS
10	12501.00	33.72	36.27	2.55	54.00	17.73	150	360	AV	Vertical	PASS
11	16452.00	32.02	41.53	9.51	54.00	12.47	150	0	AV	Vertical	PASS
12	17598.00	29.81	44.30	14.49	54.00	9.70	150	331	AV	Vertical	PASS

Note:(1) Level=Reading+Factor

(2) Margin=Limit-Level

Test Mode:	802.11ax-HE40-MIMO	Test Date:	2025-05-19 ~ 2025-06-11
Test Channel:	03	Test Engineer:	Stone Zhang

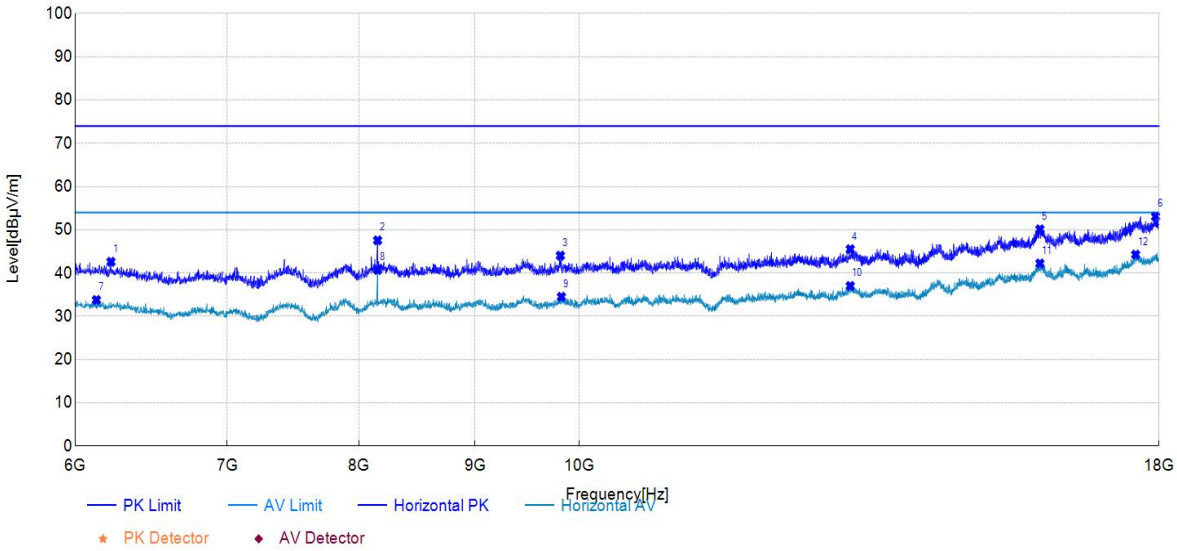

Suspected Data List											
NO.	Frequency [MHz]	Reading [dBμV]	Level [dBμV/m]	Factor [dB/m]	Limit [dBμV/m]	Margin [dB]	Height [cm]	Angle [°]	Det	Pol	Verdict
1	6222.00	46.88	42.60	-4.28	74.00	31.40	150	326	PK	Horizontal	PASS
2	8152.50	48.81	47.56	-1.25	74.00	26.44	150	129	PK	Horizontal	PASS
3	9811.50	44.28	44.03	-0.25	74.00	29.97	150	318	PK	Horizontal	PASS
4	13162.50	42.28	45.52	3.24	74.00	28.48	150	357	PK	Horizontal	PASS
5	15952.50	40.34	50.12	9.78	74.00	23.88	150	213	PK	Horizontal	PASS
6	17938.50	38.88	53.05	14.17	74.00	20.95	150	43	PK	Horizontal	PASS
7	6130.50	38.07	33.77	-4.30	54.00	20.23	150	12	AV	Horizontal	PASS
8	8152.50	41.98	40.73	-1.25	54.00	13.27	150	129	AV	Horizontal	PASS
9	9822.00	34.78	34.51	-0.27	54.00	19.49	150	219	AV	Horizontal	PASS
10	13162.50	33.78	37.02	3.24	54.00	16.98	150	357	AV	Horizontal	PASS
11	15952.50	32.45	42.23	9.78	54.00	11.77	150	293	AV	Horizontal	PASS
12	17578.50	30.48	44.26	13.78	54.00	9.74	150	107	AV	Horizontal	PASS

Note:(1) Level=Reading+Factor

(2) Margin=Limit-Level

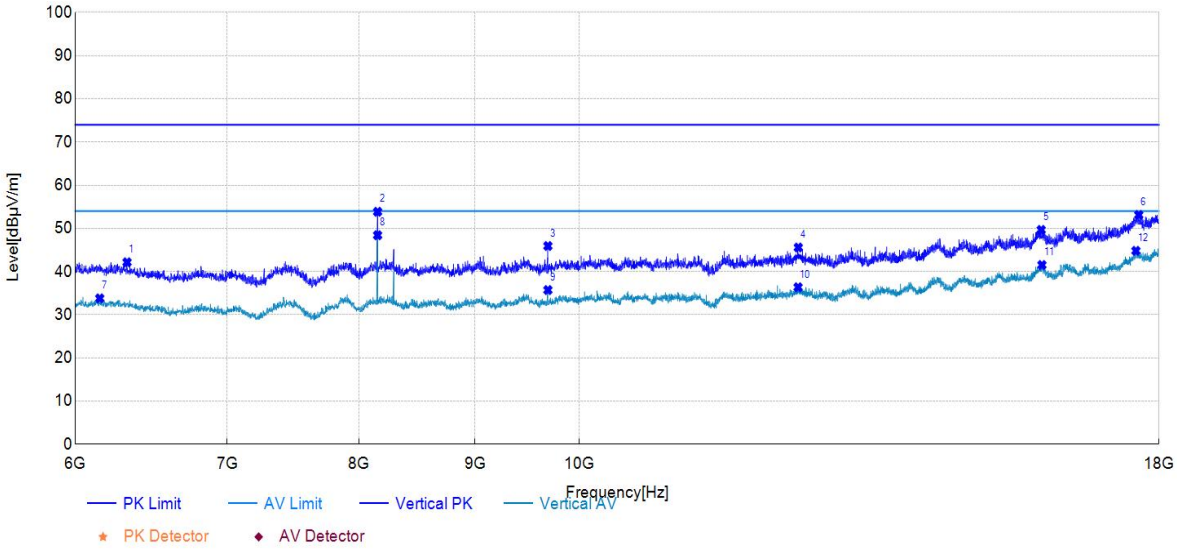

Suspected Data List											
NO.	Frequency [MHz]	Reading [dBµV]	Level [dBµV/m]	Factor [dB/m]	Limit [dBµV/m]	Margin [dB]	Height [cm]	Angle [°]	Det	Pol	Verdict
1	6324.00	46.34	42.15	-4.19	74.00	31.85	150	35	PK	Vertical	PASS
2	8152.50	55.10	53.85	-1.25	74.00	20.15	150	132	PK	Vertical	PASS
3	9688.50	46.84	45.92	-0.92	74.00	28.08	150	78	PK	Vertical	PASS
4	12487.50	43.04	45.57	2.53	74.00	28.43	150	299	PK	Vertical	PASS
5	15973.50	40.36	49.65	9.29	74.00	24.35	150	49	PK	Vertical	PASS
6	17634.00	38.81	53.11	14.30	74.00	20.89	150	152	PK	Vertical	PASS
7	6151.50	38.08	33.79	-4.29	54.00	20.21	150	132	AV	Vertical	PASS
8	8152.50	49.66	48.41	-1.25	54.00	5.59	150	132	AV	Vertical	PASS
9	9688.50	36.64	35.72	-0.92	54.00	18.28	150	78	AV	Vertical	PASS
10	12484.50	33.84	36.37	2.53	54.00	17.63	150	211	AV	Vertical	PASS
11	15985.50	32.23	41.52	9.29	54.00	12.48	150	360	AV	Vertical	PASS
12	17583.00	30.46	44.80	14.34	54.00	9.20	150	132	AV	Vertical	PASS

Note:(1) Level=Reading+Factor

(2) Margin=Limit-Level

Test Mode:	802.11ax-HE40-MIMO	Test Date:	2025-05-19 ~ 2025-06-11
Test Channel:	06	Test Engineer:	Stone Zhang

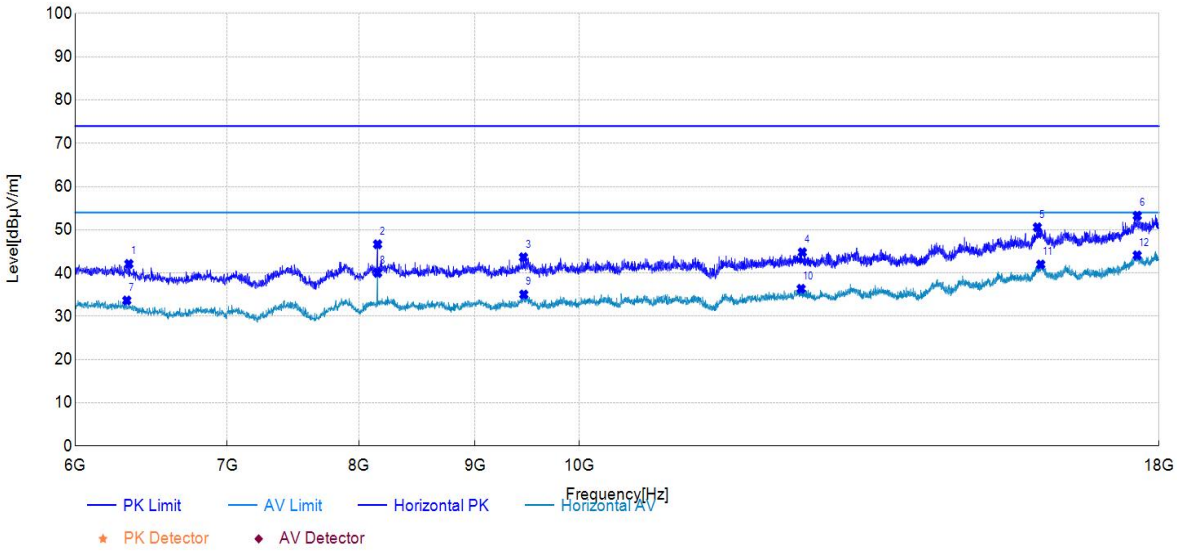

Suspected Data List											
NO.	Frequency [MHz]	Reading [dBμV]	Level [dBμV/m]	Factor [dB/m]	Limit [dBμV/m]	Margin [dB]	Height [cm]	Angle [°]	Det	Pol	Verdict
1	6336.00	46.58	42.11	-4.47	74.00	31.89	150	34	PK	Horizontal	PASS
2	8152.50	47.90	46.65	-1.25	74.00	27.35	150	130	PK	Horizontal	PASS
3	9451.50	43.99	43.66	-0.33	74.00	30.34	150	266	PK	Horizontal	PASS
4	12538.50	42.43	44.80	2.37	74.00	29.20	150	48	PK	Horizontal	PASS
5	15912.00	40.80	50.58	9.78	74.00	23.42	150	152	PK	Horizontal	PASS
6	17607.00	39.31	53.25	13.94	74.00	20.75	150	350	PK	Horizontal	PASS
7	6322.50	37.99	33.66	-4.33	54.00	20.34	150	360	AV	Horizontal	PASS
8	8152.50	41.27	40.02	-1.25	54.00	13.98	150	130	AV	Horizontal	PASS
9	9454.50	35.35	35.04	-0.31	54.00	18.96	150	266	AV	Horizontal	PASS
10	12523.50	33.95	36.35	2.40	54.00	17.65	150	200	AV	Horizontal	PASS
11	15966.00	32.20	41.98	9.78	54.00	12.02	150	64	AV	Horizontal	PASS
12	17605.50	30.16	44.10	13.94	54.00	9.90	150	152	AV	Horizontal	PASS

Note:(1) Level=Reading+Factor

(2) Margin=Limit-Level

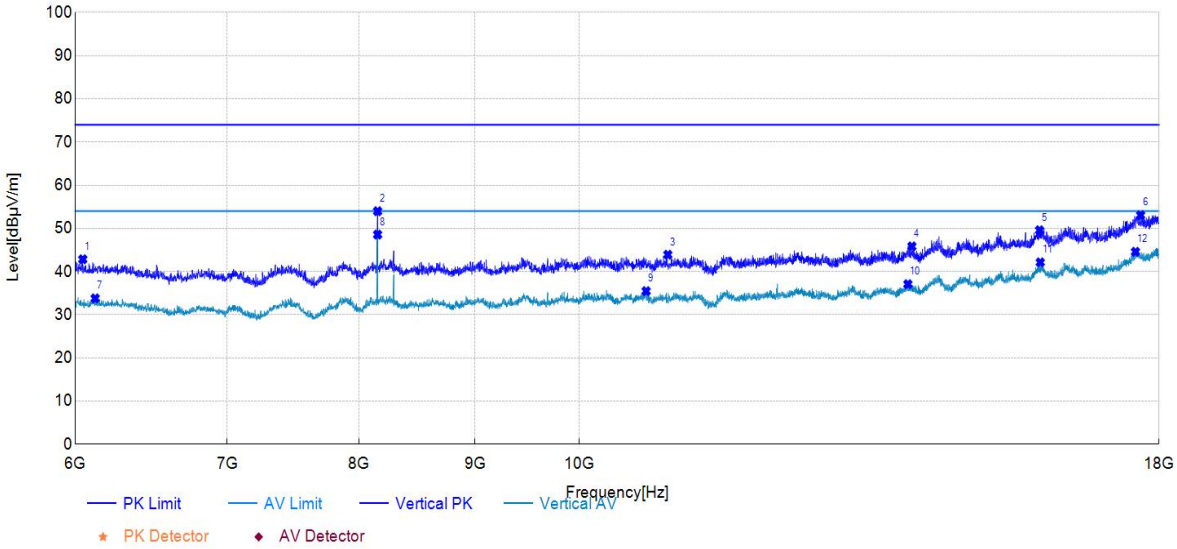

Suspected Data List											
NO.	Frequency [MHz]	Reading [dBµV]	Level [dBµV/m]	Factor [dB/m]	Limit [dBµV/m]	Margin [dB]	Height [cm]	Angle [°]	Det	Pol	Verdict
1	6046.50	47.52	42.84	-4.68	74.00	31.16	150	334	PK	Vertical	PASS
2	8152.50	55.23	53.98	-1.25	74.00	20.02	150	128	PK	Vertical	PASS
3	10941.00	42.67	43.90	1.23	74.00	30.10	150	342	PK	Vertical	PASS
4	14011.50	42.12	45.83	3.71	74.00	28.17	150	334	PK	Vertical	PASS
5	15946.50	40.28	49.57	9.29	74.00	24.43	150	0	PK	Vertical	PASS
6	17667.00	38.95	53.05	14.10	74.00	20.95	150	1	PK	Vertical	PASS
7	6123.00	38.08	33.79	-4.29	54.00	20.21	150	198	AV	Vertical	PASS
8	8152.50	49.81	48.56	-1.25	54.00	5.44	150	135	AV	Vertical	PASS
9	10702.50	34.77	35.46	0.69	54.00	18.54	150	109	AV	Vertical	PASS
10	13954.50	33.14	37.07	3.93	54.00	16.93	150	348	AV	Vertical	PASS
11	15958.50	32.84	42.13	9.29	54.00	11.87	150	1	AV	Vertical	PASS
12	17575.50	30.32	44.58	14.26	54.00	9.42	150	334	AV	Vertical	PASS

Note:(1) Level=Reading+Factor

(2) Margin=Limit-Level

Test Mode:	802.11ax-HE40-MIMO	Test Date:	2025-05-19 ~ 2025-06-11
Test Channel:	09	Test Engineer:	Stone Zhang

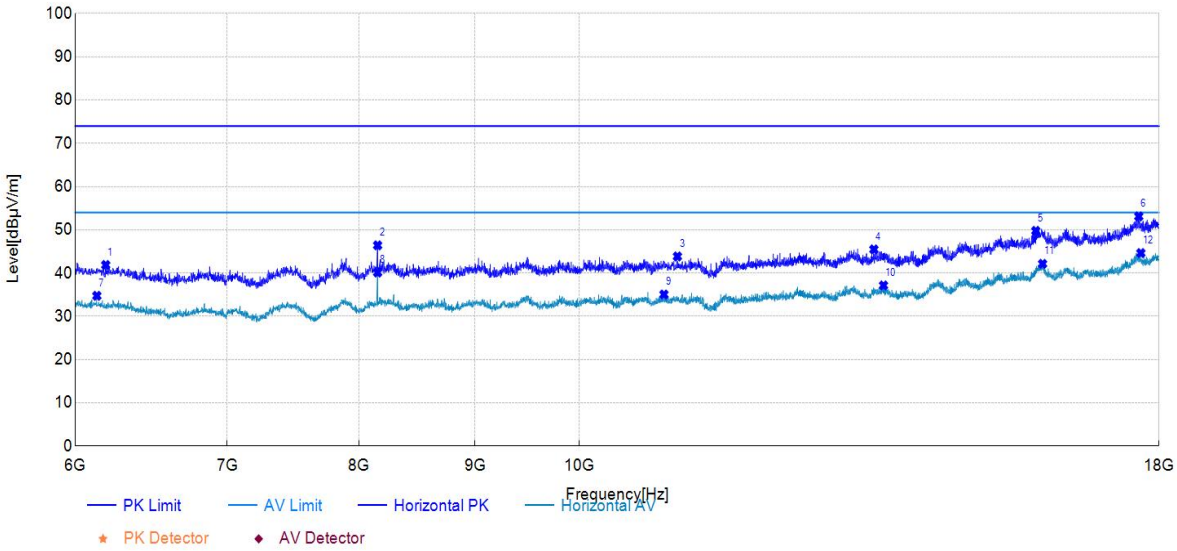

Suspected Data List											
NO.	Frequency [MHz]	Reading [dBμV]	Level [dBμV/m]	Factor [dB/m]	Limit [dBμV/m]	Margin [dB]	Height [cm]	Angle [°]	Det	Pol	Verdict
1	6189.00	46.19	41.87	-4.32	74.00	32.13	150	116	PK	Horizontal	PASS
2	8152.50	47.66	46.41	-1.25	74.00	27.59	150	124	PK	Horizontal	PASS
3	11047.50	42.84	43.84	1.00	74.00	30.16	150	147	PK	Horizontal	PASS
4	13482.00	42.21	45.47	3.26	74.00	28.53	150	307	PK	Horizontal	PASS
5	15886.50	40.24	49.76	9.52	74.00	24.24	150	58	PK	Horizontal	PASS
6	17634.00	39.34	53.11	13.77	74.00	20.89	150	243	PK	Horizontal	PASS
7	6133.50	39.04	34.74	-4.30	54.00	19.26	150	334	AV	Horizontal	PASS
8	8152.50	41.37	40.12	-1.25	54.00	13.88	150	131	AV	Horizontal	PASS
9	10897.50	34.10	35.05	0.95	54.00	18.95	150	307	AV	Horizontal	PASS
10	13614.00	34.04	37.14	3.10	54.00	16.86	150	107	AV	Horizontal	PASS
11	15996.00	32.35	42.13	9.78	54.00	11.87	150	177	AV	Horizontal	PASS
12	17671.50	31.07	44.62	13.55	54.00	9.38	150	21	AV	Horizontal	PASS

Note:(1) Level=Reading+Factor

(2) Margin=Limit-Level

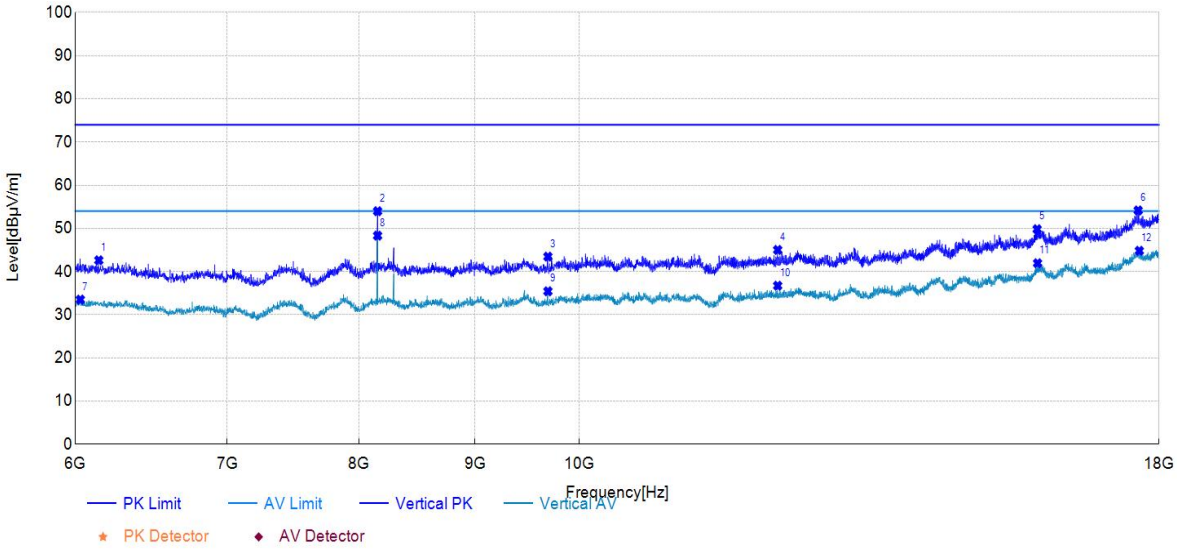

Suspected Data List											
NO.	Frequency [MHz]	Reading [dBµV]	Level [dBµV/m]	Factor [dB/m]	Limit [dBµV/m]	Margin [dB]	Height [cm]	Angle [°]	Det	Pol	Verdict
1	6145.50	46.89	42.61	-4.28	74.00	31.39	150	234	PK	Vertical	PASS
2	8152.50	55.23	53.98	-1.25	74.00	20.02	150	124	PK	Vertical	PASS
3	9688.50	44.38	43.46	-0.92	74.00	30.54	150	74	PK	Vertical	PASS
4	12229.50	43.25	45.01	1.76	74.00	28.99	150	152	PK	Vertical	PASS
5	15907.50	40.51	49.81	9.30	74.00	24.19	150	194	PK	Vertical	PASS
6	17623.50	39.80	54.16	14.36	74.00	19.84	150	354	PK	Vertical	PASS
7	6031.50	38.28	33.50	-4.78	54.00	20.50	150	249	AV	Vertical	PASS
8	8152.50	49.56	48.31	-1.25	54.00	5.69	150	124	AV	Vertical	PASS
9	9688.50	36.35	35.43	-0.92	54.00	18.57	150	82	AV	Vertical	PASS
10	12229.50	34.96	36.72	1.76	54.00	17.28	150	145	AV	Vertical	PASS
11	15915.00	32.63	41.93	9.30	54.00	12.07	150	62	AV	Vertical	PASS
12	17644.50	30.57	44.81	14.24	54.00	9.19	150	186	AV	Vertical	PASS

Note:(1) Level=Reading+Factor

(2) Margin=Limit-Level

7.3. Restricted Band Edge Measurement

7.3.1. Test Limit

For 15.205 requirement:

Radiated emissions which fall in the restricted bands, as defined in Section 15.205(a) of FCC part 15, must also comply with the radiated emission limits specified in Section 15.209(a).

Frequency (MHz)	Frequency (MHz)	Frequency (MHz)	Frequency (GHz)
0.090 - 0.110	16.42 - 16.423	399.9 - 410	4.5 - 5.15
[1] 0.495 - 0.505	16.69475 - 16.69525	608 - 614	5.35 - 5.46
2.1735 - 2.1905	16.80425 - 16.80475	960 - 1240	7.25 - 7.75
4.125 - 4.128	25.5 - 25.67	1300 - 1427	8.25 - 8.5
4.17725 - 4.17775	37.5 - 38.25	1435 - 1626.5	9.0 - 9.2
4.20725 - 4.20775	73 - 74.6	1645.5 - 1646.5	9.3 - 9.5
6.215 - 6.218	74.8 - 75.2	1660 - 1710	10.6 - 12.7
6.26775 - 6.26825	108 - 121.94	1718.8 - 1722.2	13.25 - 13.4
6.31175 - 6.31225	123 - 138	2200 - 2300	14.47 - 14.5
8.291 - 8.294	149.9 - 150.05	2310 - 2390	15.35 - 16.2
8.362 - 8.366	156.52475 - 156.525	2483.5 - 2500	17.7 - 21.4
8.37625 - 8.38675	156.7 - 156.9	2690 - 2900	22.01 - 23.12
8.41425 - 8.41475	162.0125 - 167.17	3260 - 3267	23.6 - 24.0
12.29 - 12.293	167.72 - 173.2	3332 - 3339	31.2 - 31.8
12.51975 - 12.52025	240 - 285	3345.8 - 3358	36.43 - 36.5
12.57675 - 12.57725	322 - 335.4	3600 - 4400	([2])
13.36 - 13.41	--	--	--

All out of band emissions appearing in a restricted band as specified in Section 15.205 of the Title 47CFR must not exceed the limits shown in Table per Section 15.209.

FCC Part 15 Subpart C Paragraph 15.209		
Frequency [MHz]	Field Strength [uV/m]	Measured Distance [Meters]
0.009 - 0.490	2400/F (kHz)	300
0.490 - 1.705	24000/F (kHz)	30
1.705 - 30	30	30
30 - 88	100	3
88 - 216	150	3
216 - 960	200	3
Above 960	500	3

7.3.2. Test Procedure Used

ANSI C63.10 Section 6.3 (General Requirements)

ANSI C63.10 Section 6.6 (Standard test method above 1GHz)

7.3.3. Test Setting

Peak Field Strength Measurements

1. Analyzer center frequency was set to the frequency of the radiated spurious emission of interest
2. RBW = 1MHz
3. VBW = 3MHz
4. Detector = peak
5. Sweep time = auto couple
6. Trace mode = max hold
7. Trace was allowed to stabilize

Average Field Strength Measurements

1. Analyzer center frequency was set to the frequency of the radiated spurious emission of interest
2. RBW = 1MHz
3. VBW = 3MHz
4. Detector = Power Average (RMS)
5. Number of sweep point = 2001 (Number of sweep points must be ≥ 2 x span / RBW)
6. Sweep time = auto
7. Trace (RMS) averaging was performed over at least 100 traces.

7.3.4. Test Setup

Conducted:



Radiated:

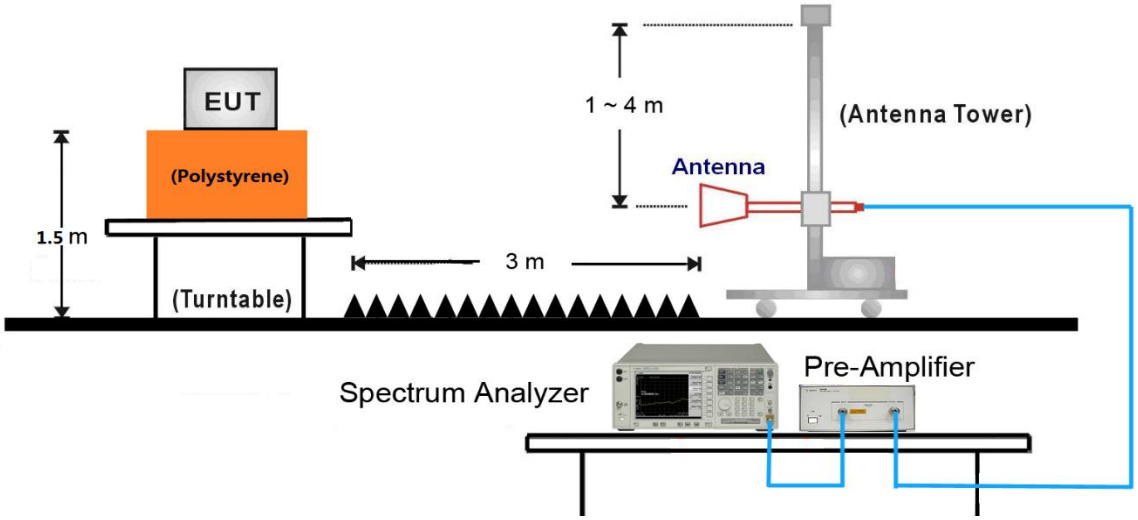
EUT
(Polystyrene)
1.5 m
(Turntable)
3 m
1 ~ 4 m
(Antenna Tower)
Antenna
Spectrum Analyzer
Pre-Amplifier

7.3.5. Test Result

Radiated:

Project Information			
EUT:	Wireless Router Module	Model:	DR5018S
Test Date:	2025-05-22	Voltage:	DC 48V
Environment:	Temp: 20.1~35.6℃;	Engineer:	Stone Zhang
Remark:	Transmit by 802.11b Antenna1 at Channel 2412MHz		

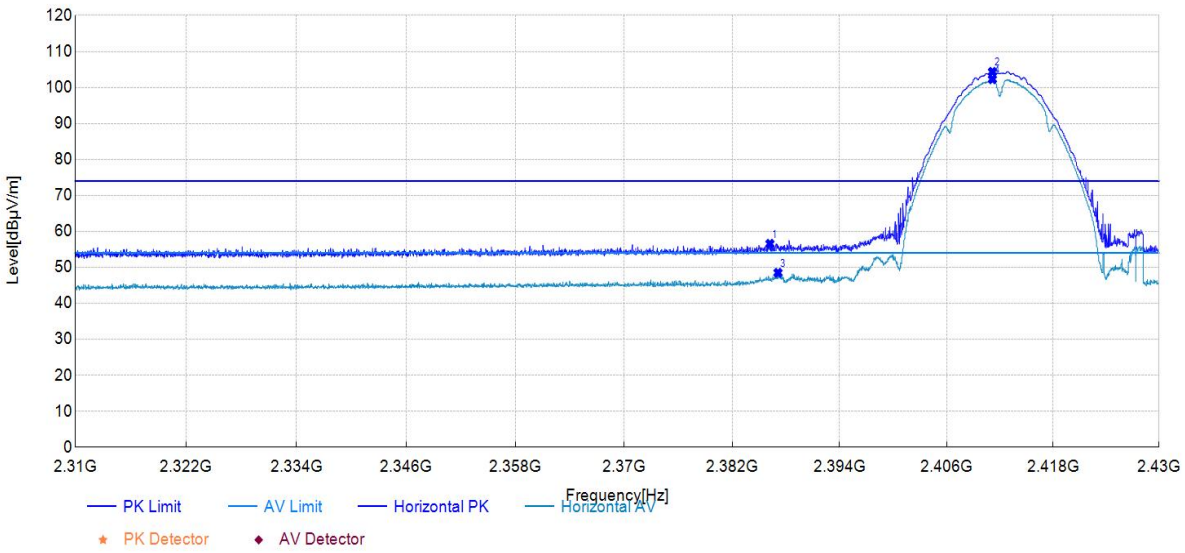

Suspected Data List											
NO.	Frequency [MHz]	Reading [dBμV]	Level [dBμV/m]	Factor [dB/m]	Limit [dBμV/m]	Margin [dB]	Height [cm]	Angle [°]	Det	Pol	Verdict
1	2386.22	20.48	56.56	36.08	74.00	17.44	150	305	PK	Horizontal	PASS
2	2411.16	68.17	104.35	36.18	/	/	150	310	PK	Horizontal	PASS
3	2387.12	12.40	48.49	36.09	54.00	5.51	150	310	AV	Horizontal	PASS
4	2411.16	66.11	102.29	36.18	/	/	150	310	AV	Horizontal	PASS

Note:

(1) Level=Reading + Factor

(2) Margin=Limit-Level

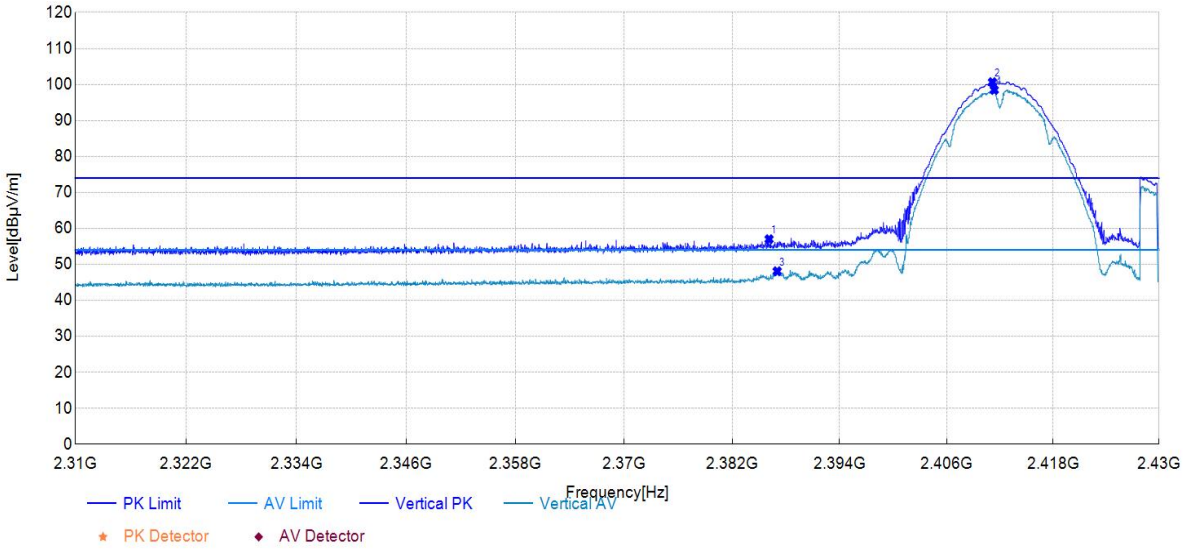

Suspected Data List											
NO.	Frequency [MHz]	Reading [dBµV]	Level [dBµV/m]	Factor [dB/m]	Limit [dBµV/m]	Margin [dB]	Height [cm]	Angle [°]	Det	Pol	Verdict
1	2386.13	21.05	56.99	35.94	74.00	17.01	150	347	PK	Vertical	PASS
2	2411.16	64.64	100.64	36.00	/	/	150	0	PK	Vertical	PASS
3	2387.03	12.14	48.08	35.94	54.00	5.92	150	359	AV	Vertical	PASS
4	2411.37	62.48	98.48	36.00	/	/	150	0	AV	Vertical	PASS

Note:

(1) Level=Reading + Factor

(2) Margin=Limit-Level

Project Information			
EUT:	Wireless Router Module	Model:	DR5018S
Test Date:	2025-05-19 ~ 2025-06-11	Voltage:	DC 48V
Environment:	Temp: 20.1~35.6℃;	Engineer:	Stone Zhang
Remark:	Transmit by 802.11b Antenna1 at Channel 2462MHz		

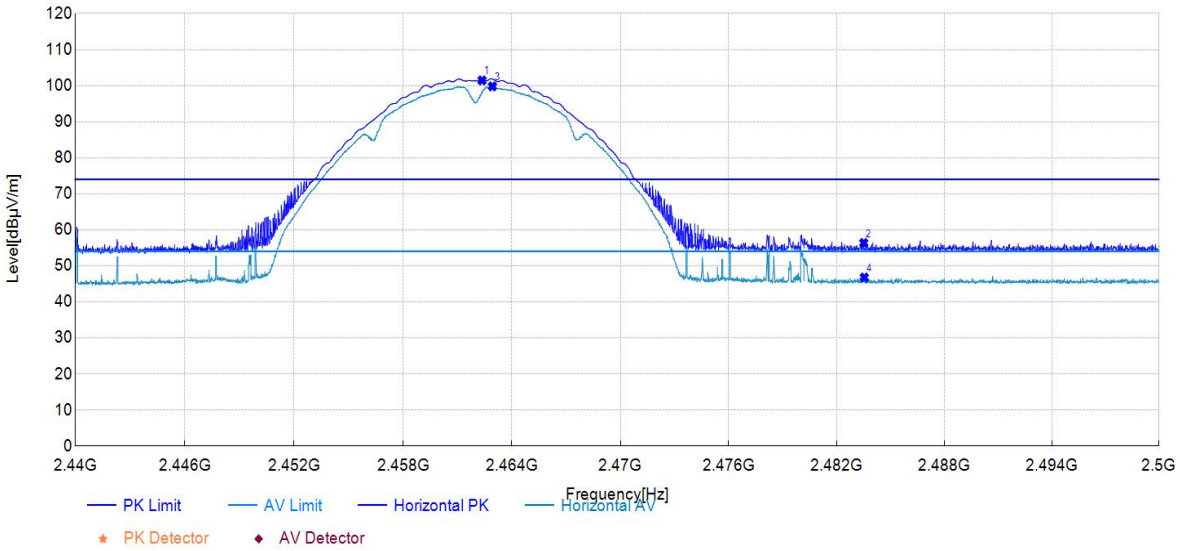

Suspected Data List											
NO.	Frequency [MHz]	Reading [dBμV]	Level [dBμV/m]	Factor [dB/m]	Limit [dBμV/m]	Margin [dB]	Height [cm]	Angle [°]	Det	Pol	Verdict
1	2462.36	65.15	101.46	36.31	/	/	150	319	PK	Horizontal	PASS
2	2483.51	20.00	56.36	36.36	74.00	17.64	150	360	PK	Horizontal	PASS
3	2462.93	63.49	99.80	36.31	/	/	150	319	AV	Horizontal	PASS
4	2483.54	10.42	46.78	36.36	54.00	7.22	150	32	AV	Horizontal	PASS

Note:

(1) Level=Reading + Factor

(2) Margin=Limit-Level

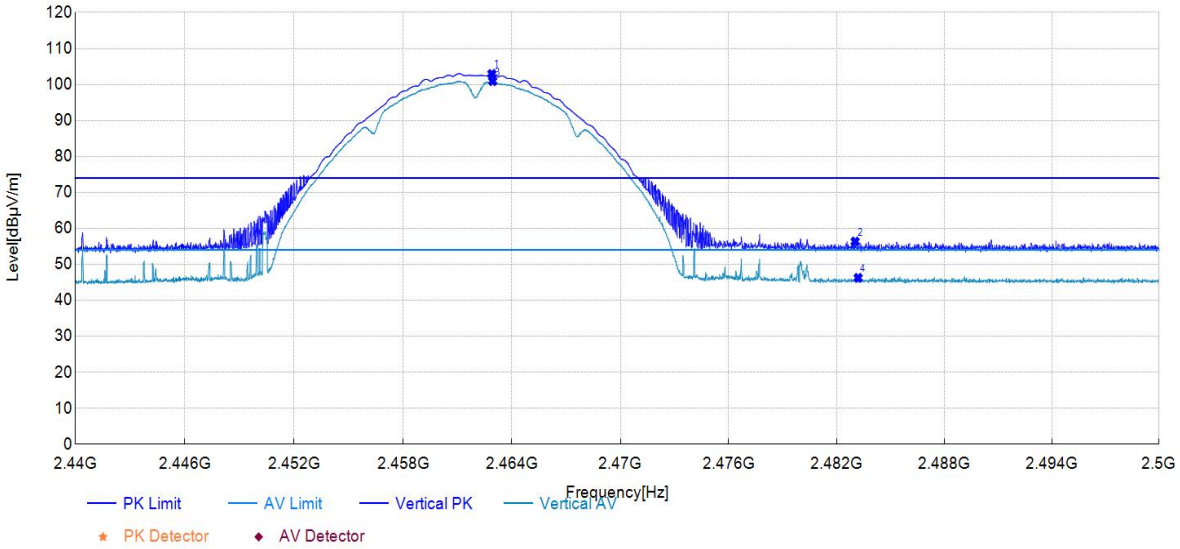

Suspected Data List											
NO.	Frequency [MHz]	Reading [dBµV]	Level [dBµV/m]	Factor [dB/m]	Limit [dBµV/m]	Margin [dB]	Height [cm]	Angle [°]	Det	Pol	Verdict
1	2462.90	66.86	102.92	36.06	/	/	150	7	PK	Vertical	PASS
2	2483.53	20.26	56.34	36.08	74.00	17.66	150	96	PK	Vertical	PASS
3	2462.94	64.86	100.92	36.06	/	/	150	7	AV	Vertical	PASS
4	2483.58	10.17	46.25	36.08	54.00	7.75	150	139	AV	Vertical	PASS

Note:

(1) Level=Reading + Factor

(2) Margin=Limit-Level

Project Information			
EUT:	Wireless Router Module	Model:	DR5018S
Test Date:	2025-05-19 ~ 2025-06-11	Voltage:	DC 48V
Environment:	Temp: 20.1~35.6℃;	Engineer:	Stone Zhang
Remark:	Transmit by 802.11b Antenna2 at Channel 2412MHz		

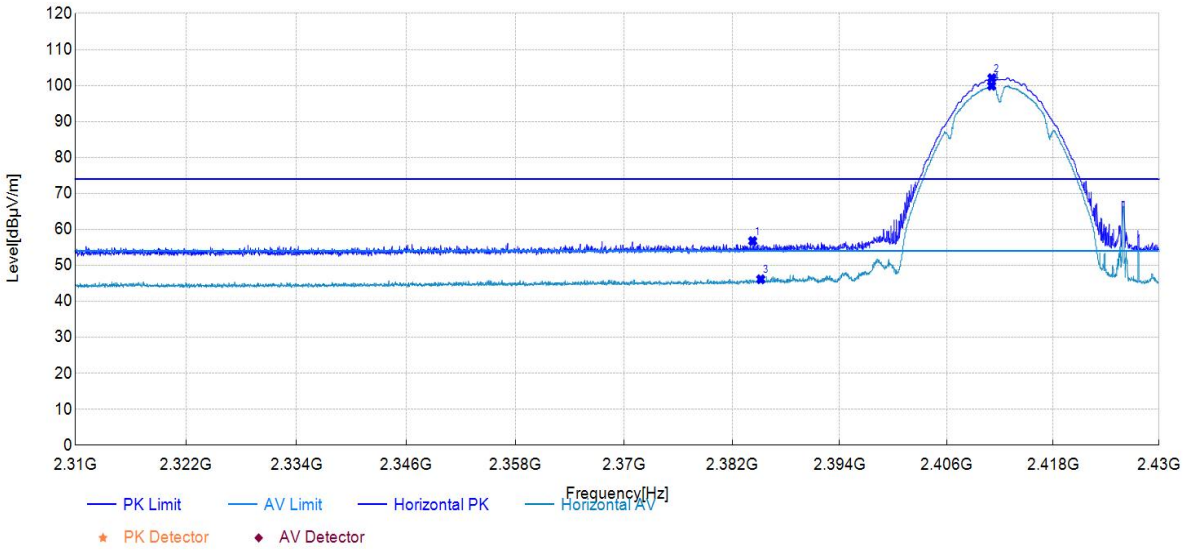

Suspected Data List											
NO.	Frequency [MHz]	Reading [dBμV]	Level [dBμV/m]	Factor [dB/m]	Limit [dBμV/m]	Margin [dB]	Height [cm]	Angle [°]	Det	Pol	Verdict
1	2384.30	20.68	56.75	36.07	74.00	17.25	150	156	PK	Horizontal	PASS
2	2411.10	65.86	102.04	36.18	/	/	150	116	PK	Horizontal	PASS
3	2385.20	10.07	46.14	36.07	54.00	7.86	150	116	AV	Horizontal	PASS
4	2411.07	63.73	99.91	36.18	/	/	150	116	AV	Horizontal	PASS

Note:

(1) Level=Reading + Factor

(2) Margin=Limit-Level

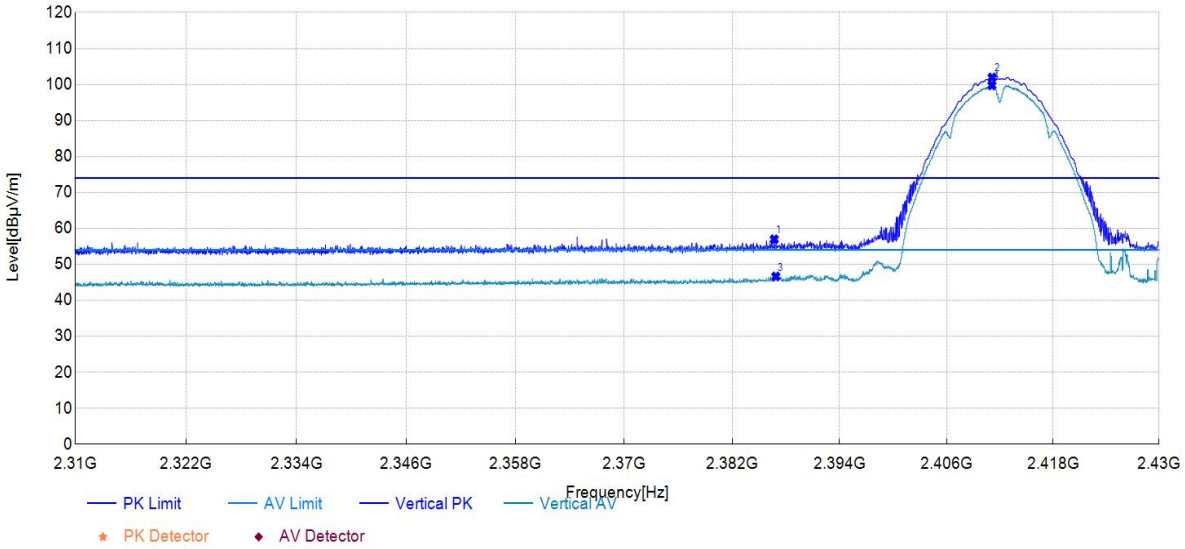

Suspected Data List											
NO.	Frequency [MHz]	Reading [dBµV]	Level [dBµV/m]	Factor [dB/m]	Limit [dBµV/m]	Margin [dB]	Height [cm]	Angle [°]	Det	Pol	Verdict
1	2386.70	21.01	56.95	35.94	74.00	17.05	150	14	PK	Vertical	PASS
2	2411.13	65.94	101.94	36.00	/	/	150	0	PK	Vertical	PASS
3	2386.88	10.68	46.62	35.94	54.00	7.38	150	360	AV	Vertical	PASS
4	2411.10	63.75	99.75	36.00	/	/	150	0	AV	Vertical	PASS

Note:

(1) Level=Reading + Factor

(2) Margin=Limit-Level

Project Information			
EUT:	Wireless Router Module	Model:	DR5018S
Test Date:	2025-05-19 ~ 2025-06-11	Voltage:	DC 48V
Environment:	Temp: 20.1~35.6℃;	Engineer:	Stone Zhang
Remark:	Transmit by 802.11b Antenna2 at Channel 2462MHz		

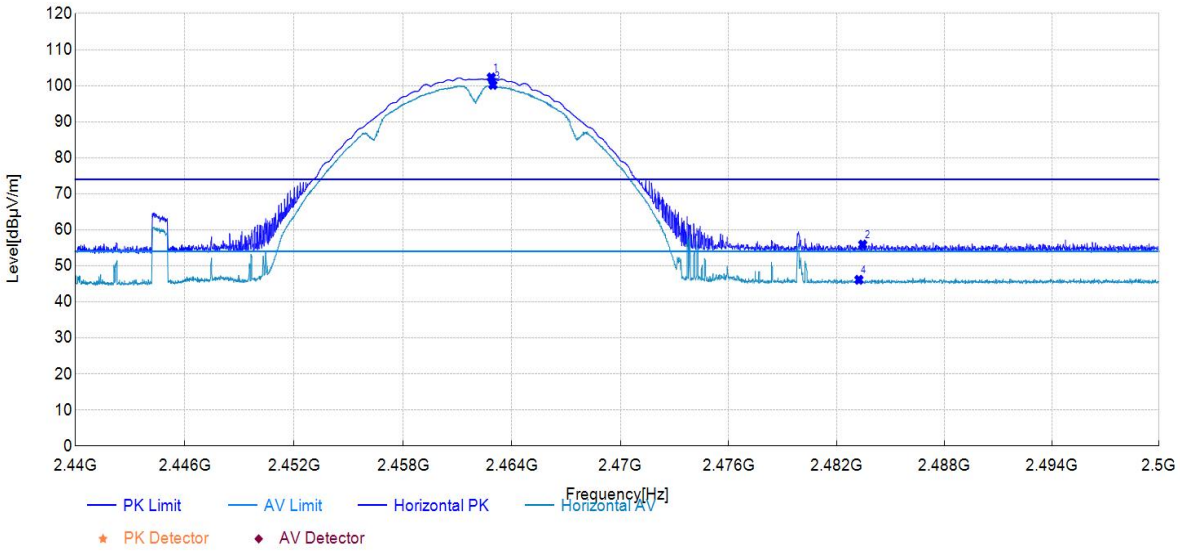

Suspected Data List											
NO.	Frequency [MHz]	Reading [dBμV]	Level [dBμV/m]	Factor [dB/m]	Limit [dBμV/m]	Margin [dB]	Height [cm]	Angle [°]	Det	Pol	Verdict
1	2462.87	65.97	102.28	36.31	/	/	150	314	PK	Horizontal	PASS
2	2483.55	19.54	55.90	36.36	74.00	18.10	150	171	PK	Horizontal	PASS
3	2462.96	63.89	100.20	36.31	/	/	150	314	AV	Horizontal	PASS
4	2483.54	9.78	46.14	36.36	54.00	7.86	150	318	AV	Horizontal	PASS

Note:

(1) Level=Reading + Factor

(2) Margin=Limit-Level

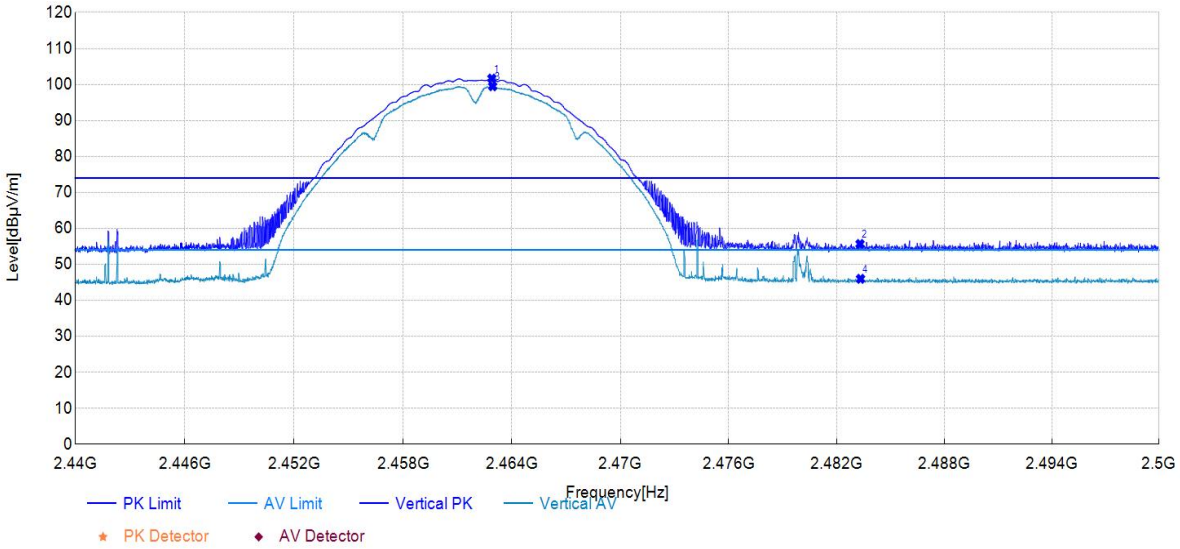

Suspected Data List											
NO.	Frequency [MHz]	Reading [dBµV]	Level [dBµV/m]	Factor [dB/m]	Limit [dBµV/m]	Margin [dB]	Height [cm]	Angle [°]	Det	Pol	Verdict
1	2462.90	65.59	101.65	36.06	/	/	150	131	PK	Vertical	PASS
2	2483.60	19.59	55.67	36.08	74.00	18.33	150	114	PK	Vertical	PASS
3	2462.94	63.44	99.50	36.06	/	/	150	131	AV	Vertical	PASS
4	2483.63	9.90	45.98	36.08	54.00	8.02	150	117	AV	Vertical	PASS

Note:

(1) Level=Reading + Factor

(2) Margin=Limit-Level

Project Information			
EUT:	Wireless Router Module	Model:	DR5018S
Test Date:	2025-05-19 ~ 2025-06-11	Voltage:	DC 48V
Environment:	Temp: 20.1~35.6℃;	Engineer:	Stone Zhang
Remark:	Transmit by 802.11b-CDD at Channel 2412MHz		

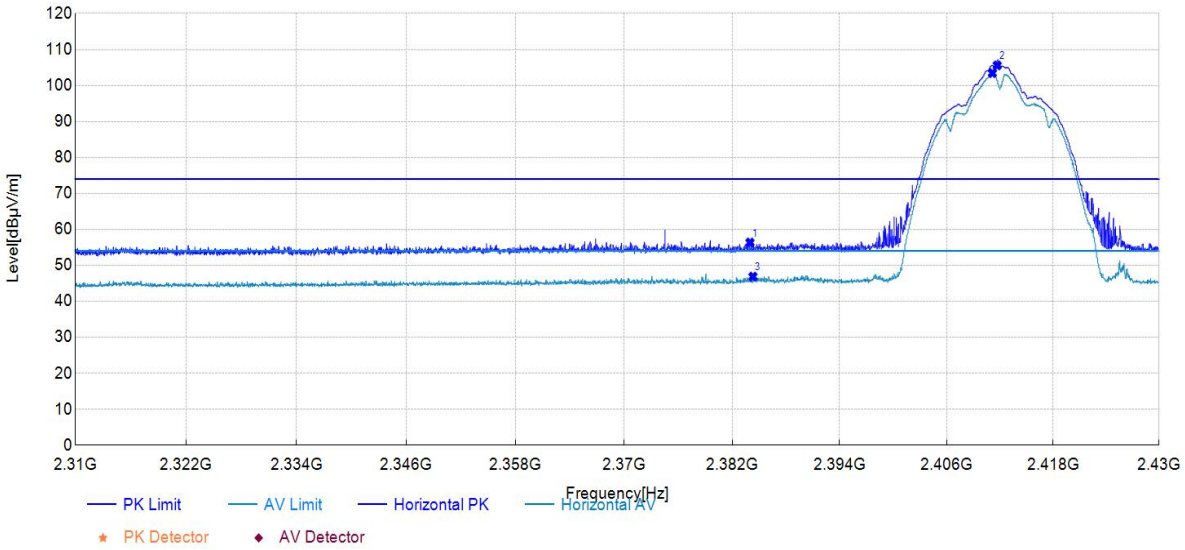

Suspected Data List											
NO.	Frequency [MHz]	Reading [dBμV]	Level [dBμV/m]	Factor [dB/m]	Limit [dBμV/m]	Margin [dB]	Height [cm]	Angle [°]	Det	Pol	Verdict
1	2384.00	20.27	56.34	36.07	74.00	17.66	150	282	PK	Horizontal	PASS
2	2411.70	69.40	105.58	36.18	/	/	150	318	PK	Horizontal	PASS
3	2384.33	10.81	46.88	36.07	54.00	7.12	150	314	AV	Horizontal	PASS
4	2411.16	67.26	103.44	36.18	/	/	150	321	AV	Horizontal	PASS

Note:

(1) Level=Reading + Factor

(2) Margin=Limit-Level

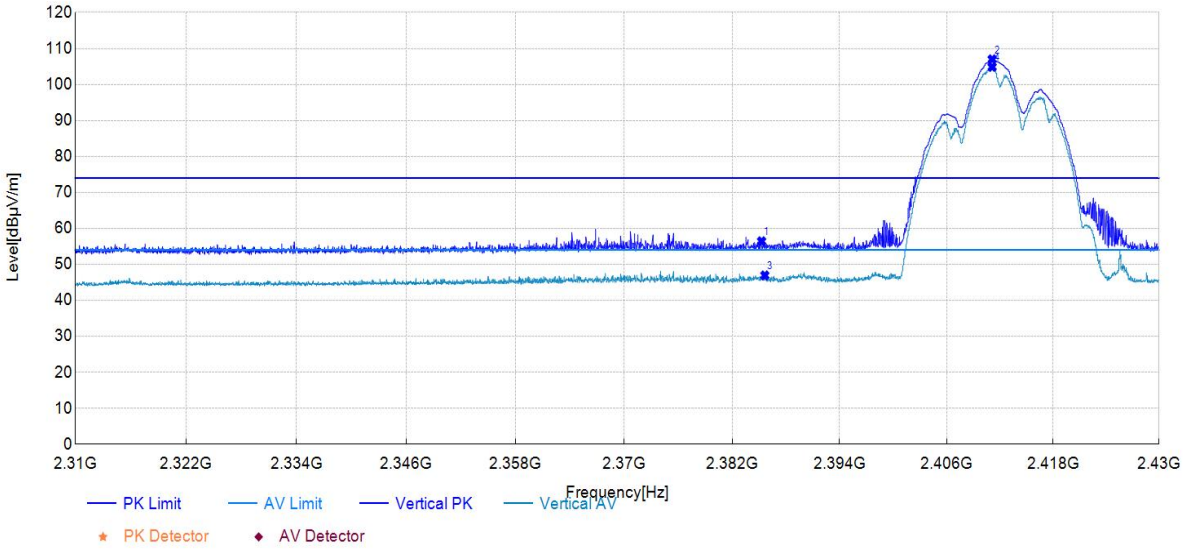

Suspected Data List											
NO.	Frequency [MHz]	Reading [dBµV]	Level [dBµV/m]	Factor [dB/m]	Limit [dBµV/m]	Margin [dB]	Height [cm]	Angle [°]	Det	Pol	Verdict
1	2385.29	20.48	56.42	35.94	74.00	17.58	150	0	PK	Vertical	PASS
2	2411.13	71.00	107.00	36.00	/	/	150	0	PK	Vertical	PASS
3	2385.65	10.99	46.93	35.94	54.00	7.07	150	10	AV	Vertical	PASS
4	2411.13	68.87	104.87	36.00	/	/	150	0	AV	Vertical	PASS

Note:

(1) Level=Reading + Factor

(2) Margin=Limit-Level

Project Information			
EUT:	Wireless Router Module	Model:	DR5018S
Test Date:	2025-05-19 ~ 2025-06-11	Voltage:	DC 48V
Environment:	Temp: 20.1~35.6℃;	Engineer:	Stone Zhang
Remark:	Transmit by 802.11b-CDD at Channel 2462MHz		

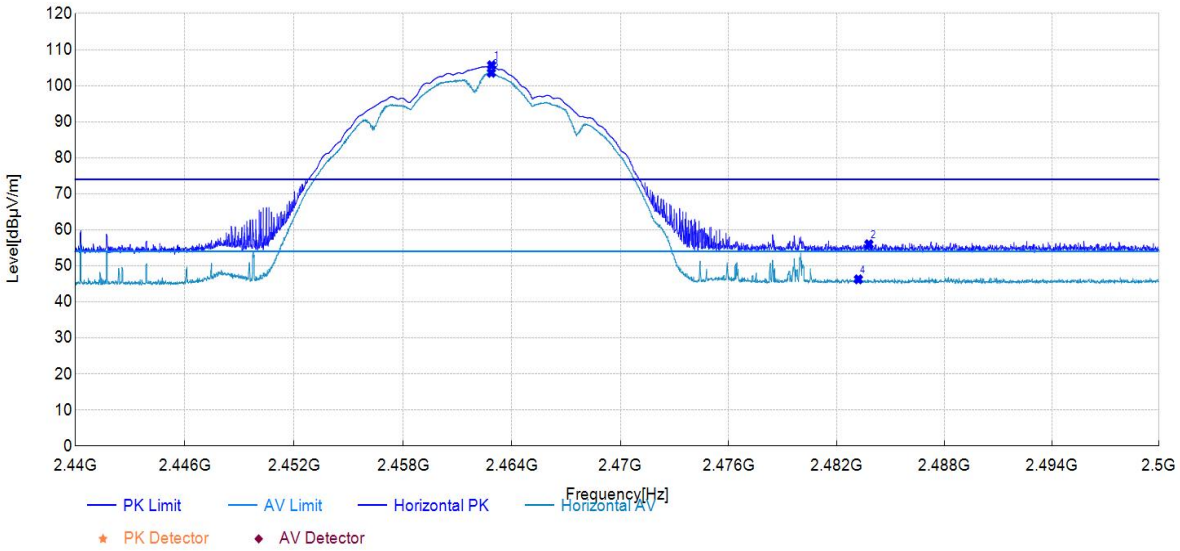

Suspected Data List											
NO.	Frequency [MHz]	Reading [dBμV]	Level [dBμV/m]	Factor [dB/m]	Limit [dBμV/m]	Margin [dB]	Height [cm]	Angle [°]	Det	Pol	Verdict
1	2462.88	69.34	105.65	36.31	/	/	150	319	PK	Horizontal	PASS
2	2483.80	19.64	56.00	36.36	74.00	18.00	150	337	PK	Horizontal	PASS
3	2462.87	67.26	103.57	36.31	/	/	150	319	AV	Horizontal	PASS
4	2483.61	9.91	46.27	36.36	54.00	7.73	150	211	AV	Horizontal	PASS

Note:

(1) Level=Reading + Factor

(2) Margin=Limit-Level

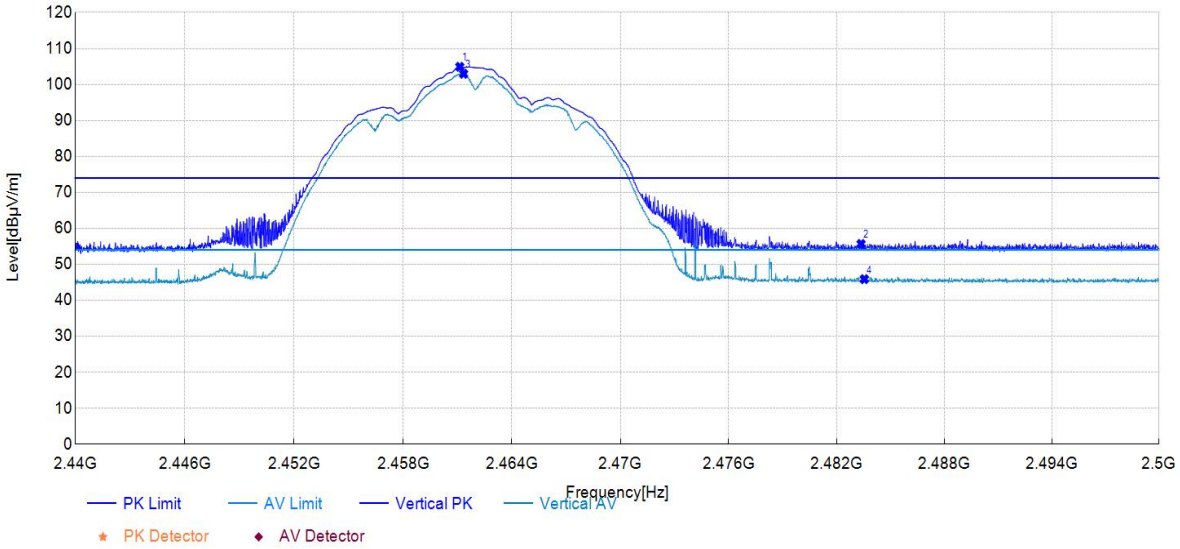

Suspected Data List											
NO.	Frequency [MHz]	Reading [dBµV]	Level [dBµV/m]	Factor [dB/m]	Limit [dBµV/m]	Margin [dB]	Height [cm]	Angle [°]	Det	Pol	Verdict
1	2461.13	68.86	104.92	36.06	/	/	150	10	PK	Vertical	PASS
2	2483.56	19.59	55.67	36.08	74.00	18.33	150	35	PK	Vertical	PASS
3	2461.34	66.91	102.97	36.06	/	/	150	14	AV	Vertical	PASS
4	2483.54	9.81	45.89	36.08	54.00	8.11	150	103	AV	Vertical	PASS

Note:

(1) Level=Reading + Factor

(2) Margin=Limit-Level

Project Information			
EUT:	Wireless Router Module	Model:	DR5018S
Test Date:	2025-05-19 ~ 2025-06-11	Voltage:	DC 48V
Environment:	Temp: 20.1~35.6℃;	Engineer:	Stone Zhang
Remark:	Transmit by 802.11g Antenna1 at Channel 2412MHz		

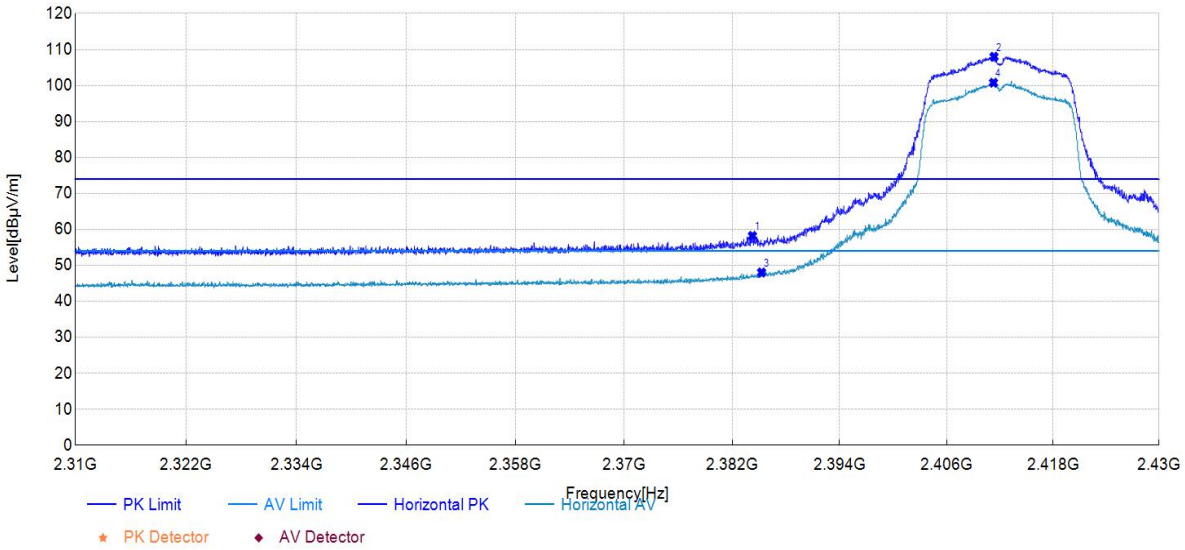

Suspected Data List											
NO.	Frequency [MHz]	Reading [dBμV]	Level [dBμV/m]	Factor [dB/m]	Limit [dBμV/m]	Margin [dB]	Height [cm]	Angle [°]	Det	Pol	Verdict
1	2384.27	22.12	58.19	36.07	74.00	15.81	150	121	PK	Horizontal	PASS
2	2411.34	71.81	107.99	36.18	/	/	150	314	PK	Horizontal	PASS
3	2385.29	11.96	48.03	36.07	54.00	5.97	150	0	AV	Horizontal	PASS
4	2411.28	64.59	100.77	36.18	/	/	150	318	AV	Horizontal	PASS

Note:

(1) Level=Reading + Factor

(2) Margin=Limit-Level

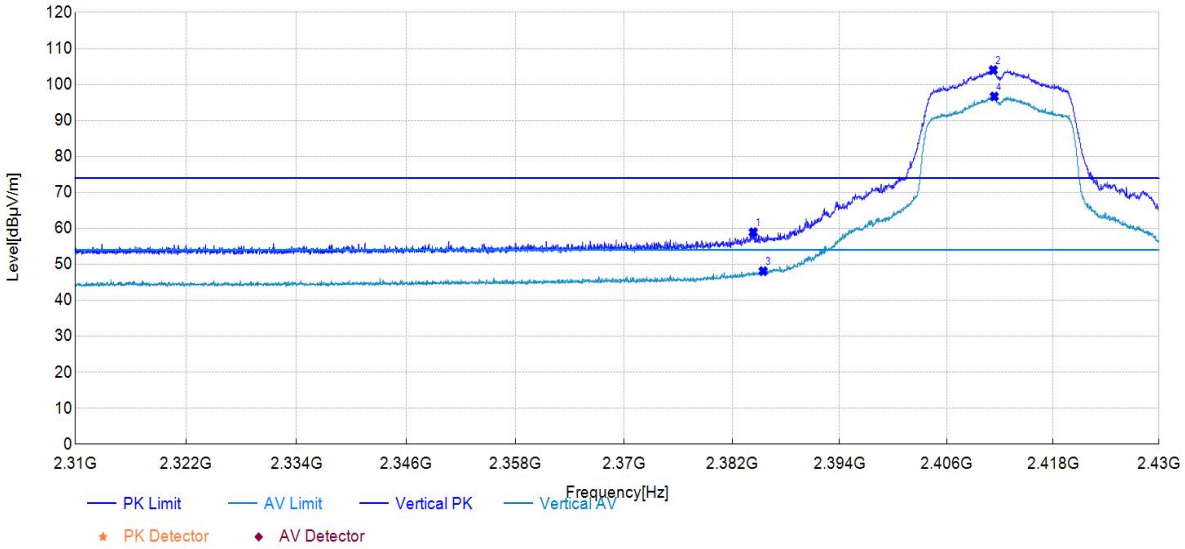

Suspected Data List											
NO.	Frequency [MHz]	Reading [dBµV]	Level [dBµV/m]	Factor [dB/m]	Limit [dBµV/m]	Margin [dB]	Height [cm]	Angle [°]	Det	Pol	Verdict
1	2384.36	23.00	58.93	35.93	74.00	15.07	150	0	PK	Vertical	PASS
2	2411.25	68.01	104.01	36.00	/	/	150	0	PK	Vertical	PASS
3	2385.47	12.16	48.10	35.94	54.00	5.90	150	360	AV	Vertical	PASS
4	2411.37	60.67	96.67	36.00	/	/	150	0	AV	Vertical	PASS

Note:

(1) Level=Reading + Factor

(2) Margin=Limit-Level

Project Information			
EUT:	Wireless Router Module	Model:	DR5018S
Test Date:	2025-05-19 ~ 2025-06-11	Voltage:	DC 48V
Environment:	Temp: 20.1~35.6℃;	Engineer:	Stone Zhang
Remark:	Transmit by 802.11g Antenna1 at Channel 2462MHz		

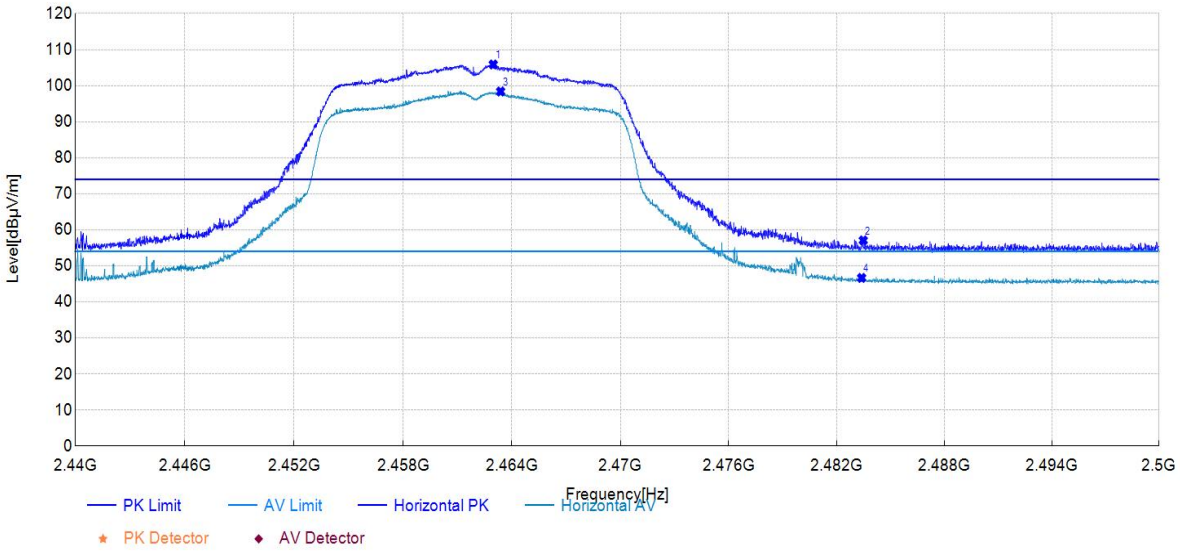

Suspected Data List											
NO.	Frequency [MHz]	Reading [dBμV]	Level [dBμV/m]	Factor [dB/m]	Limit [dBμV/m]	Margin [dB]	Height [cm]	Angle [°]	Det	Pol	Verdict
1	2462.97	69.58	105.89	36.31	/	/	150	319	PK	Horizontal	PASS
2	2483.58	20.71	57.07	36.36	74.00	16.93	150	6	PK	Horizontal	PASS
3	2463.38	62.08	98.39	36.31	/	/	150	319	AV	Horizontal	PASS
4	2483.59	10.30	46.66	36.36	54.00	7.34	150	319	AV	Horizontal	PASS

Note:

(1) Level=Reading + Factor

(2) Margin=Limit-Level

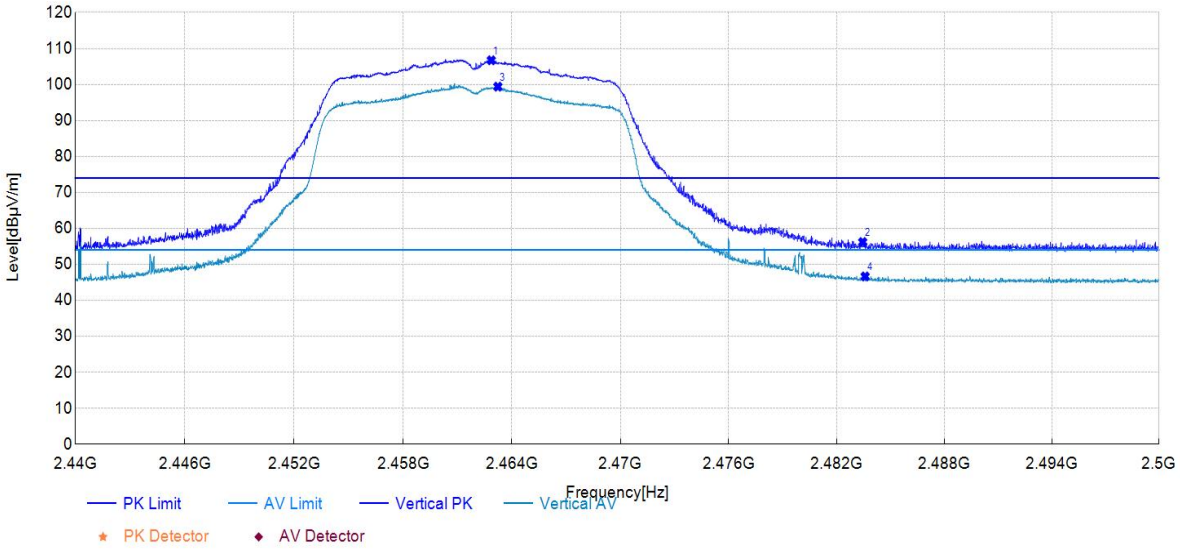

Suspected Data List											
NO.	Frequency [MHz]	Reading [dBµV]	Level [dBµV/m]	Factor [dB/m]	Limit [dBµV/m]	Margin [dB]	Height [cm]	Angle [°]	Det	Pol	Verdict
1	2462.87	70.66	106.72	36.06	/	/	150	7	PK	Vertical	PASS
2	2483.55	20.11	56.19	36.08	74.00	17.81	150	0	PK	Vertical	PASS
3	2463.23	63.34	99.40	36.06	/	/	150	10	AV	Vertical	PASS
4	2483.59	10.56	46.64	36.08	54.00	7.36	150	1	AV	Vertical	PASS

Note:

(1) Level=Reading + Factor

(2) Margin=Limit-Level

Project Information			
EUT:	Wireless Router Module	Model:	DR5018S
Test Date:	2025-05-19 ~ 2025-06-11	Voltage:	DC 48V
Environment:	Temp: 20.1~35.6℃;	Engineer:	Stone Zhang
Remark:	Transmit by 802.11g Antenna2 at Channel 2412MHz		

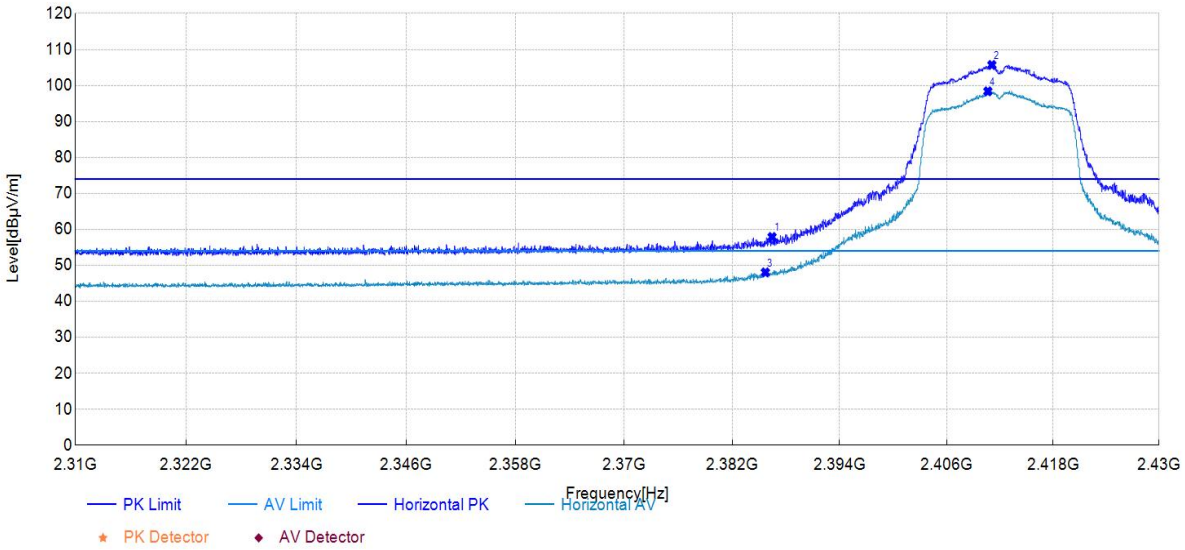

Suspected Data List											
NO.	Frequency [MHz]	Reading [dBμV]	Level [dBμV/m]	Factor [dB/m]	Limit [dBμV/m]	Margin [dB]	Height [cm]	Angle [°]	Det	Pol	Verdict
1	2386.46	21.81	57.89	36.08	74.00	16.11	150	321	PK	Horizontal	PASS
2	2411.10	69.53	105.71	36.18	/	/	150	110	PK	Horizontal	PASS
3	2385.71	11.97	48.05	36.08	54.00	5.95	150	325	AV	Horizontal	PASS
4	2410.65	62.20	98.38	36.18	/	/	150	121	AV	Horizontal	PASS

Note:

(1) Level=Reading + Factor

(2) Margin=Limit-Level

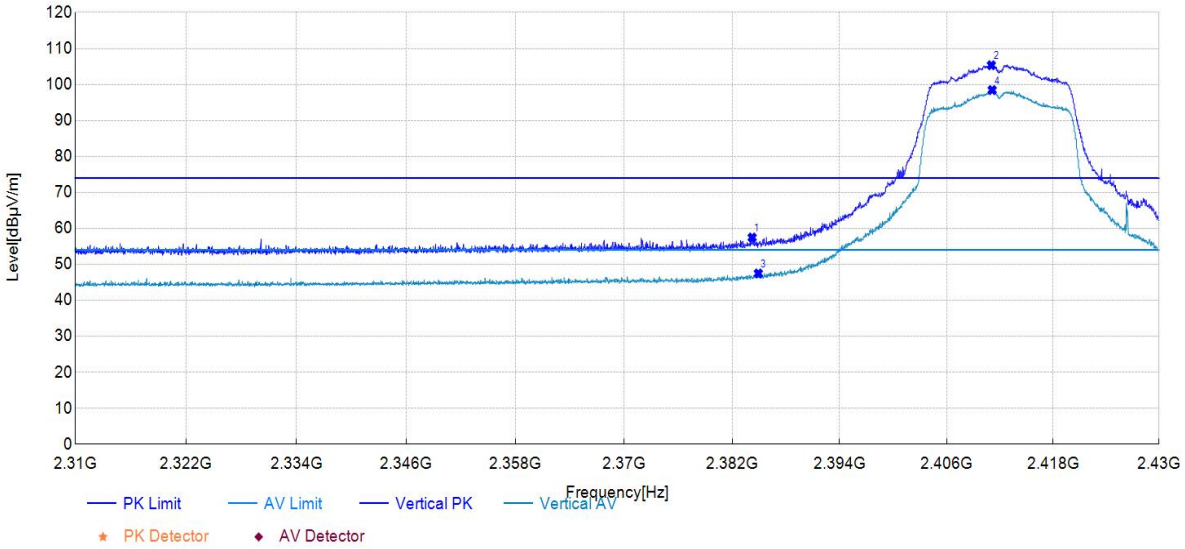

Suspected Data List											
NO.	Frequency [MHz]	Reading [dBµV]	Level [dBµV/m]	Factor [dB/m]	Limit [dBµV/m]	Margin [dB]	Height [cm]	Angle [°]	Det	Pol	Verdict
1	2384.24	21.53	57.46	35.93	74.00	16.54	150	0	PK	Vertical	PASS
2	2411.04	69.35	105.35	36.00	/	/	150	0	PK	Vertical	PASS
3	2384.93	11.55	47.48	35.93	54.00	6.52	150	156	AV	Vertical	PASS
4	2411.13	62.45	98.45	36.00	/	/	150	0	AV	Vertical	PASS

Note:

(1) Level=Reading + Factor

(2) Margin=Limit-Level

Project Information			
EUT:	Wireless Router Module	Model:	DR5018S
Test Date:	2025-05-19 ~ 2025-06-11	Voltage:	DC 48V
Environment:	Temp: 20.1~35.6℃;	Engineer:	Stone Zhang
Remark:	Transmit by 802.11g Antenna2 at Channel 2462MHz		

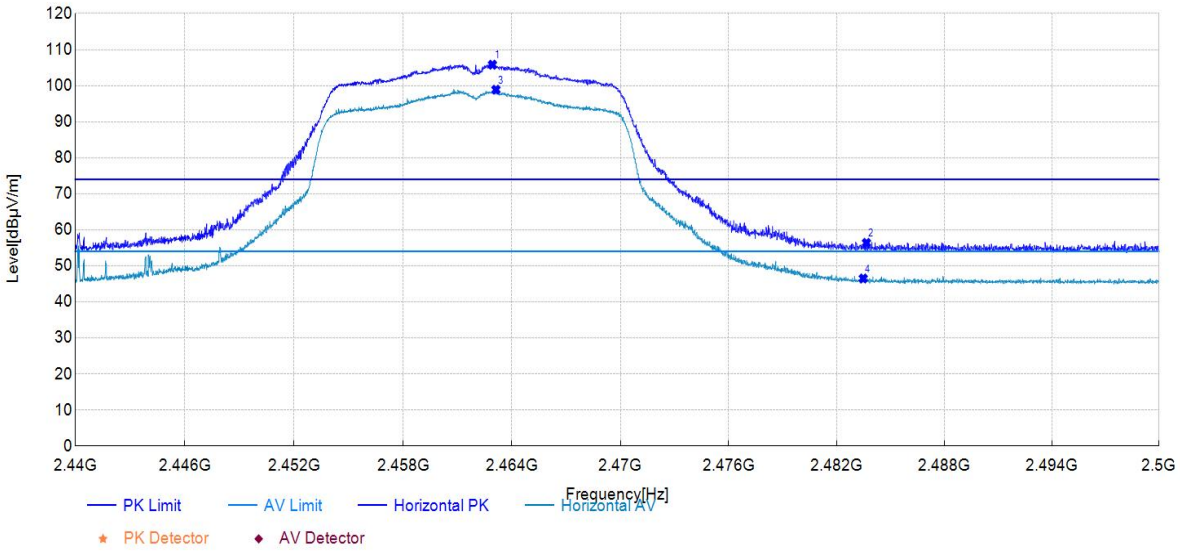

Suspected Data List											
NO.	Frequency [MHz]	Reading [dBμV]	Level [dBμV/m]	Factor [dB/m]	Limit [dBμV/m]	Margin [dB]	Height [cm]	Angle [°]	Det	Pol	Verdict
1	2462.93	69.51	105.82	36.31	/	/	150	319	PK	Horizontal	PASS
2	2483.66	20.01	56.37	36.36	74.00	17.63	150	17	PK	Horizontal	PASS
3	2463.12	62.57	98.88	36.31	/	/	150	315	AV	Horizontal	PASS
4	2483.58	10.14	46.50	36.36	54.00	7.50	150	333	AV	Horizontal	PASS

Note:

(1) Level=Reading + Factor

(2) Margin=Limit-Level

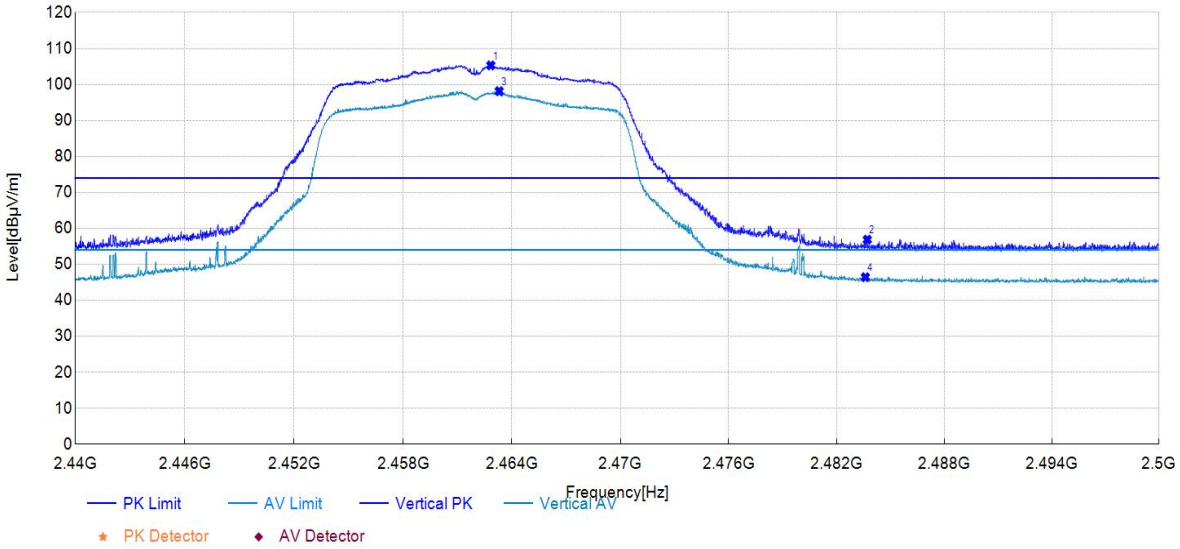

Suspected Data List											
NO.	Frequency [MHz]	Reading [dBµV]	Level [dBµV/m]	Factor [dB/m]	Limit [dBµV/m]	Margin [dB]	Height [cm]	Angle [°]	Det	Pol	Verdict
1	2462.84	69.24	105.30	36.06	/	/	150	136	PK	Vertical	PASS
2	2483.71	20.78	56.86	36.08	74.00	17.14	150	0	PK	Vertical	PASS
3	2463.30	62.09	98.15	36.06	/	/	150	160	AV	Vertical	PASS
4	2483.60	10.35	46.43	36.08	54.00	7.57	150	206	AV	Vertical	PASS

Note:

(1) Level=Reading + Factor

(2) Margin=Limit-Level

Project Information			
EUT:	Wireless Router Module	Model:	DR5018S
Test Date:	2025-05-19 ~ 2025-06-11	Voltage:	DC 48V
Environment:	Temp: 20.1~35.6℃;	Engineer:	Stone Zhang
Remark:	Transmit by 802.11g-CDD at Channel 2412MHz		

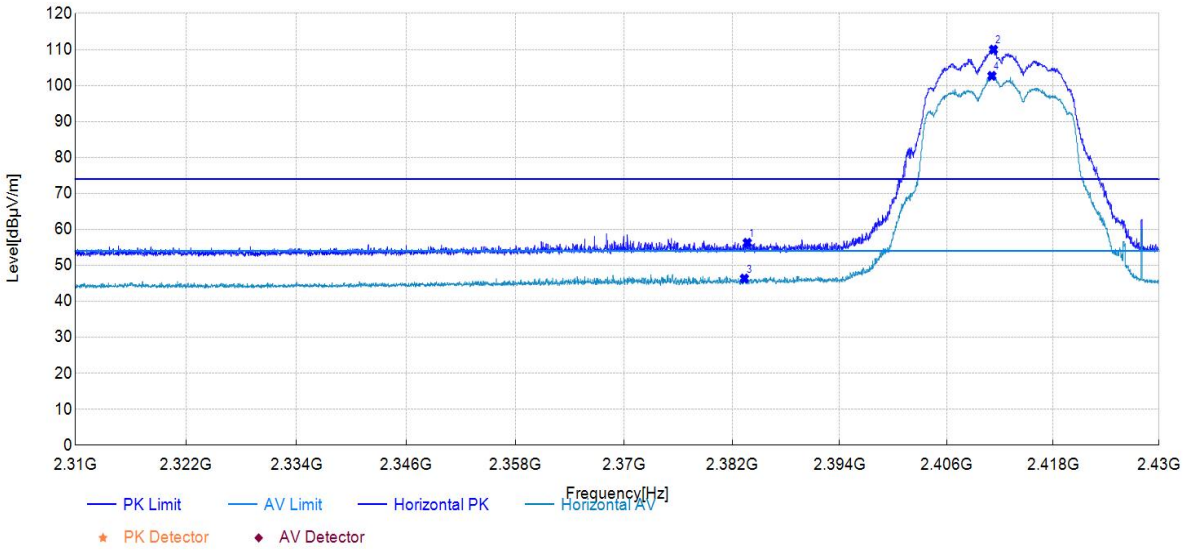

Suspected Data List											
NO.	Frequency [MHz]	Reading [dBµV]	Level [dBµV/m]	Factor [dB/m]	Limit [dBµV/m]	Margin [dB]	Height [cm]	Angle [°]	Det	Pol	Verdict
1	2383.70	20.20	56.27	36.07	74.00	17.73	150	22	PK	Horizontal	PASS
2	2411.28	73.79	109.97	36.18	/	/	150	325	PK	Horizontal	PASS
3	2383.37	10.26	46.33	36.07	54.00	7.67	150	26	AV	Horizontal	PASS
4	2411.10	66.49	102.67	36.18	/	/	150	322	AV	Horizontal	PASS

Note:

(1) Level=Reading + Factor

(2) Margin=Limit-Level

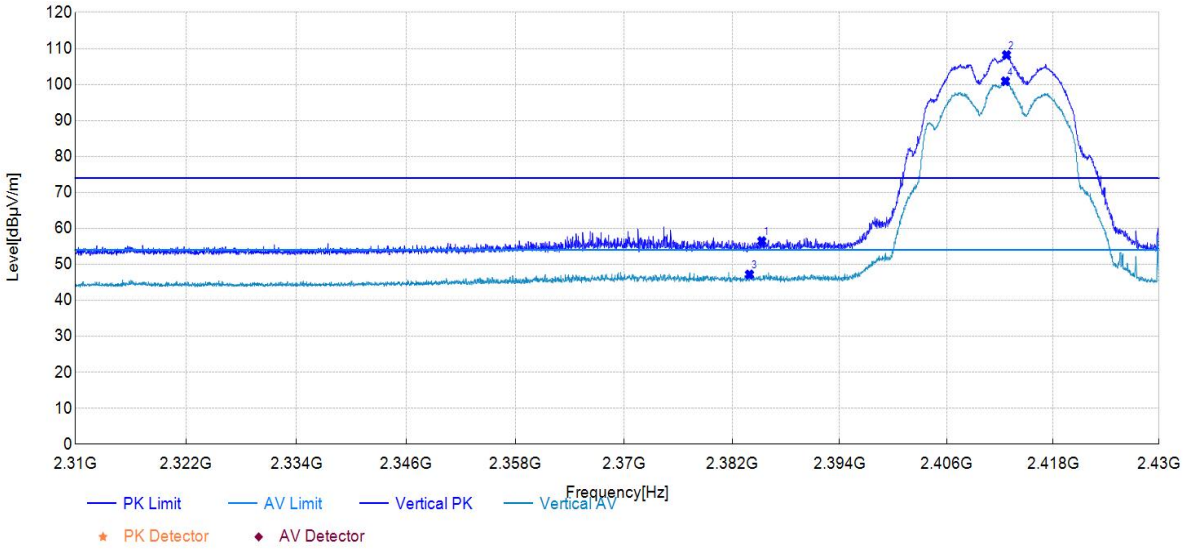

Suspected Data List											
NO.	Frequency [MHz]	Reading [dBµV]	Level [dBµV/m]	Factor [dB/m]	Limit [dBµV/m]	Margin [dB]	Height [cm]	Angle [°]	Det	Pol	Verdict
1	2385.32	20.51	56.45	35.94	74.00	17.55	150	0	PK	Vertical	PASS
2	2412.75	72.19	108.19	36.00	/	/	150	9	PK	Vertical	PASS
3	2383.94	11.26	47.19	35.93	54.00	6.81	150	13	AV	Vertical	PASS
4	2412.63	64.90	100.90	36.00	/	/	150	9	AV	Vertical	PASS

Note:

(1) Level=Reading + Factor

(2) Margin=Limit-Level

Project Information			
EUT:	Wireless Router Module	Model:	DR5018S
Test Date:	2025-05-19 ~ 2025-06-11	Voltage:	DC 48V
Environment:	Temp: 20.1~35.6℃;	Engineer:	Stone Zhang
Remark:	Transmit by 802.11g-CDD at Channel 2462MHz		

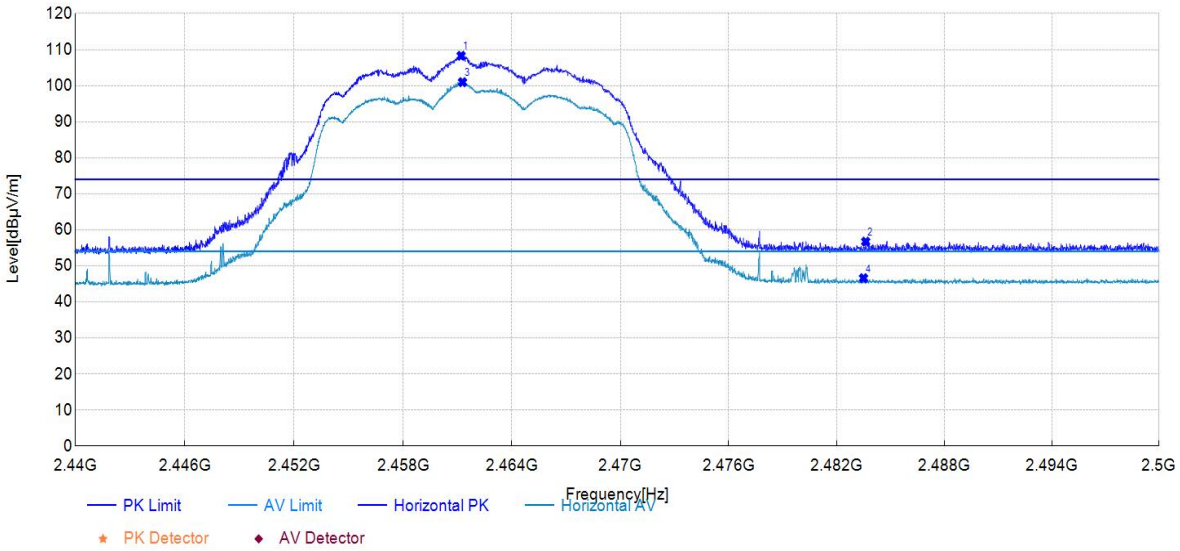

Suspected Data List											
NO.	Frequency [MHz]	Reading [dBμV]	Level [dBμV/m]	Factor [dB/m]	Limit [dBμV/m]	Margin [dB]	Height [cm]	Angle [°]	Det	Pol	Verdict
1	2461.20	71.99	108.30	36.31	/	/	150	319	PK	Horizontal	PASS
2	2483.62	20.36	56.72	36.36	74.00	17.28	150	264	PK	Horizontal	PASS
3	2461.28	64.66	100.97	36.31	/	/	150	319	AV	Horizontal	PASS
4	2483.60	10.23	46.59	36.36	54.00	7.41	150	360	AV	Horizontal	PASS

Note:

(1) Level=Reading + Factor

(2) Margin=Limit-Level

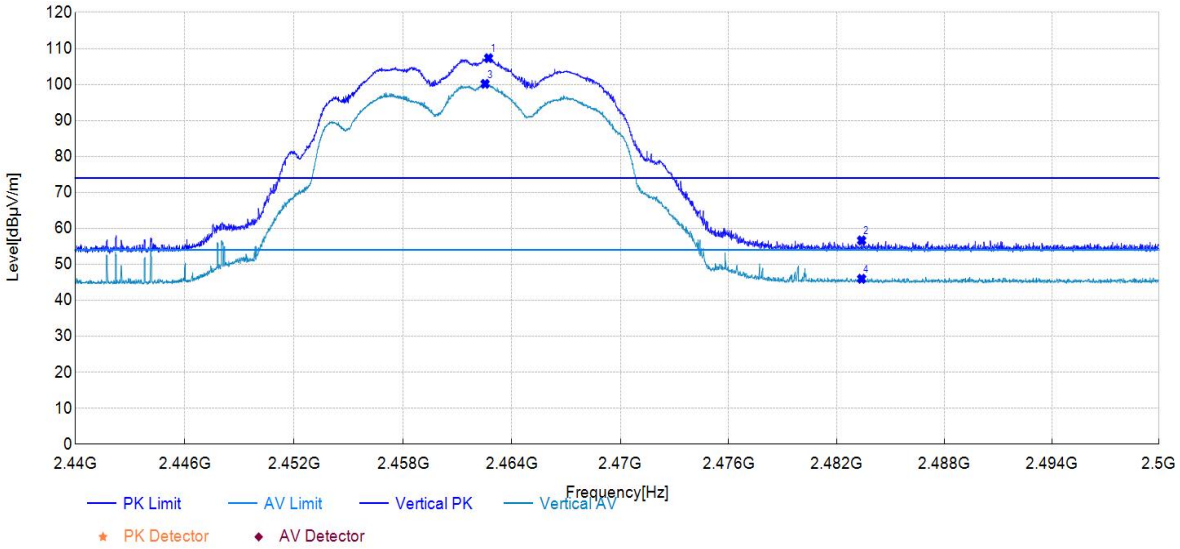

Suspected Data List											
NO.	Frequency [MHz]	Reading [dBµV]	Level [dBµV/m]	Factor [dB/m]	Limit [dBµV/m]	Margin [dB]	Height [cm]	Angle [°]	Det	Pol	Verdict
1	2462.72	71.25	107.31	36.06	/	/	150	19	PK	Vertical	PASS
2	2483.69	20.57	56.65	36.08	74.00	17.35	150	97	PK	Vertical	PASS
3	2462.52	64.11	100.17	36.06	/	/	150	8	AV	Vertical	PASS
4	2483.69	9.91	45.99	36.08	54.00	8.01	150	97	AV	Vertical	PASS

Note:

(1) Level=Reading + Factor

(2) Margin=Limit-Level

Project Information			
EUT:	Wireless Router Module	Model:	DR5018S
Test Date:	2025-05-19 ~ 2025-06-11	Voltage:	DC 48V
Environment:	Temp: 20.1~35.6℃;	Engineer:	Stone Zhang
Remark:	Transmit by 802.11n-HT20 Antenna1 at Channel 2412MHz		

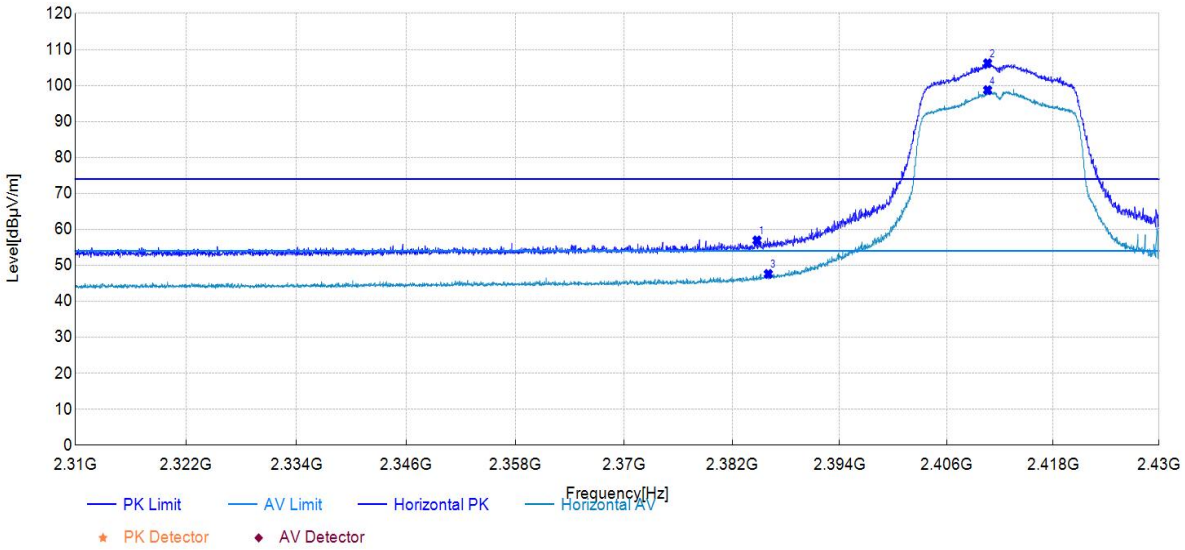

Suspected Data List											
NO.	Frequency [MHz]	Reading [dBμV]	Level [dBμV/m]	Factor [dB/m]	Limit [dBμV/m]	Margin [dB]	Height [cm]	Angle [°]	Det	Pol	Verdict
1	2384.78	20.86	56.93	36.07	74.00	17.07	150	27	PK	Horizontal	PASS
2	2410.62	70.00	106.18	36.18	/	/	150	27	PK	Horizontal	PASS
3	2386.04	11.53	47.61	36.08	54.00	6.39	150	319	AV	Horizontal	PASS
4	2410.62	62.54	98.72	36.18	/	/	150	23	AV	Horizontal	PASS

Note:

(1) Level=Reading + Factor

(2) Margin=Limit-Level