BANDEDGE (Low Band 5610 MHz)

HORIZONTAL RESULT

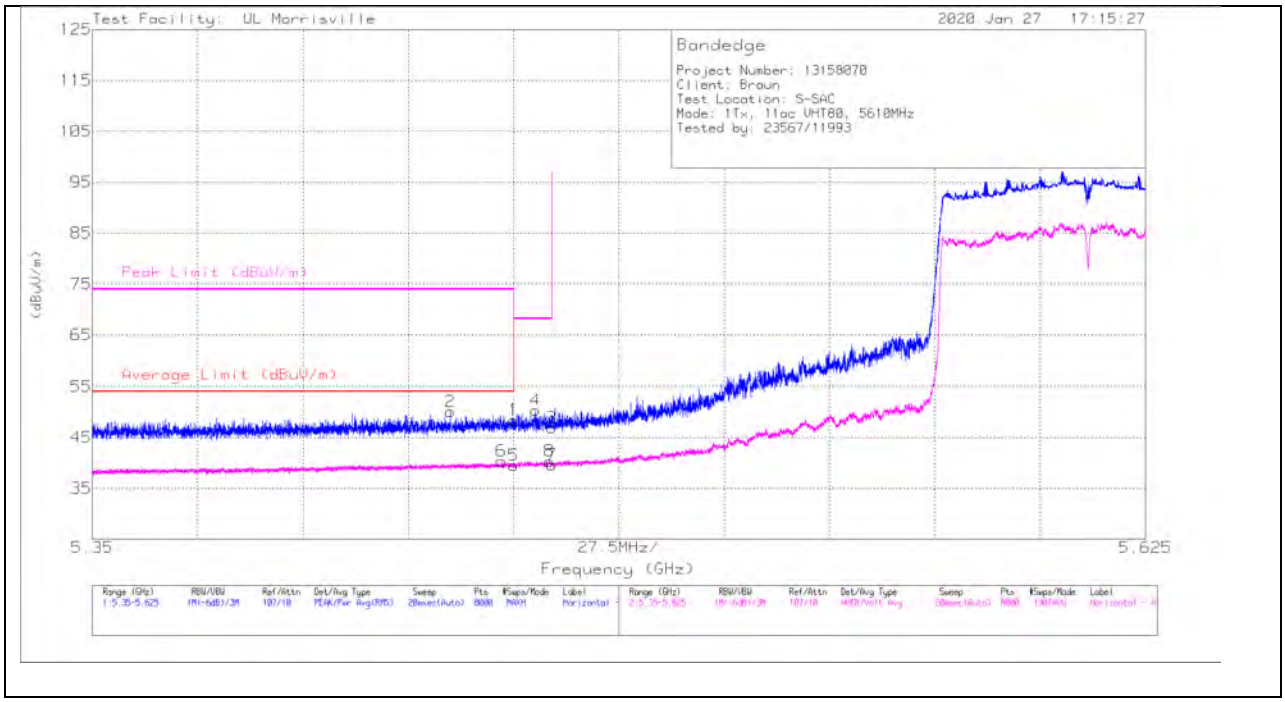

Marker	Frequency (GHz)	Meter Reading (dBuV)	Det	AT0072 (dB/m)	Amp/Cbl/ Fltr/Pad (dB)	DC Corr (dB)	Corrected Reading (dBuV/m)	Average Limit (dBuV/m)	Margin (dB)	Peak Limit (dBuV/m)	PK Margin (dB)	Azimuth (Degs)	Height (cm)	Pol
1	* ** 5.45998	37.33	Pk	34.5	-23.4	0	48.43	-	-	74	-25.57	348	226	H
2	* ** 5.44348	39.02	Pk	34.5	-23.4	0	50.12	-	-	74	-23.88	348	226	H
5	* ** 5.45998	26.11	ADV	34.5	-23.4	2.3	39.51	54	-14.49	-	-	348	226	H
6	* ** 5.45682	26.95	ADV	34.5	-23.4	2.3	40.35	54	-13.65	-	-	348	226	H
4	5.46569	39.31	Pk	34.5	-23.5	0	50.31	-	-	68.2	-17.89	348	226	H
8	5.4694	27.03	ADV	34.5	-23.5	2.3	40.33	-	-	-	-	348	226	H
3	5.46998	35.89	Pk	34.5	-23.5	0	46.89	-	-	68.2	-21.31	348	226	H
7	5.46998	26.34	ADV	34.5	-23.5	2.3	39.64	-	-	-	-	348	226	H

* - indicates frequency in CFR47 Pt 15 / IC RSS-Restricted Band
** - indicates frequency in Taiwan NCC LP0002 Restricted Band
Pk - Peak detector
ADV - U-NII AD primary method, Linear Voltage Average

UL LLC
12 Laboratory Dr., RTP, NC 27709; USA TEL:(919)-549-1400
This report shall not be reproduced except in full, without the written approval of UL LLC

VERTICAL RESULT

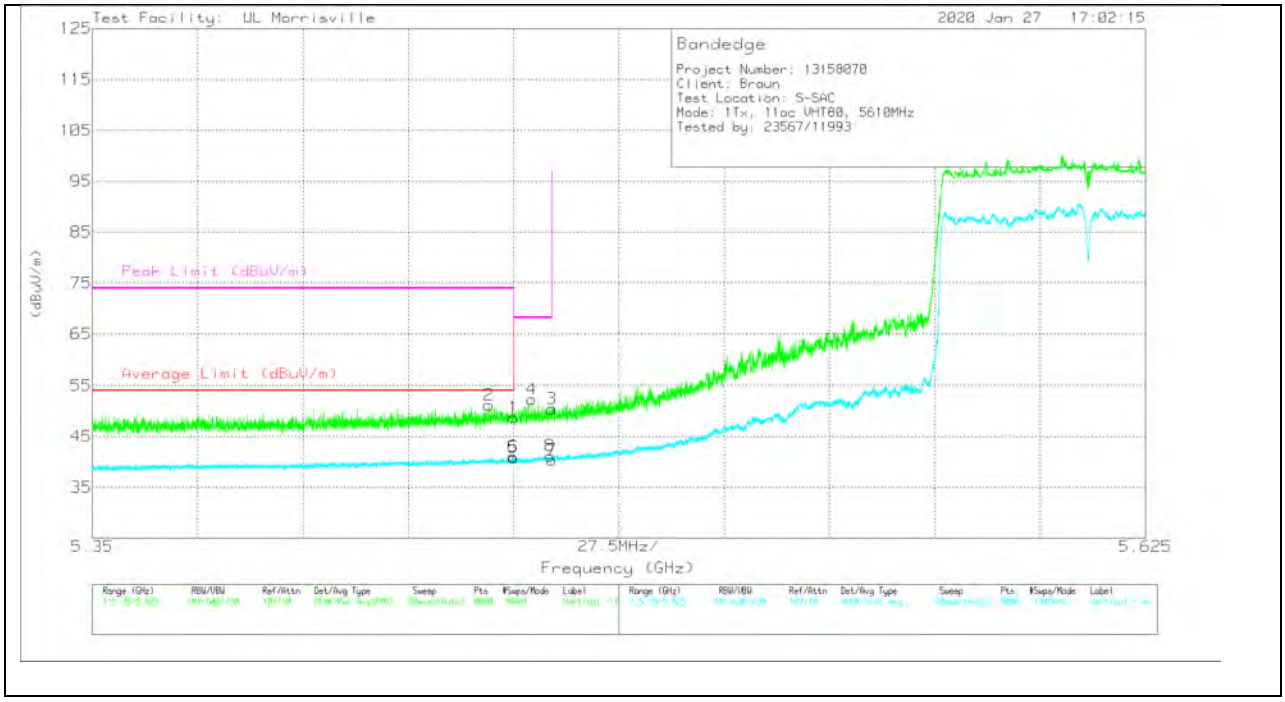

Marker	Frequency (GHz)	Meter Reading (dBuV)	Det	AT0072 (dB/m)	Amp/Cbl/ Fltr/Pad (dB)	DC Corr (dB)	Corrected Reading (dBuV/m)	Average Limit (dBuV/m)	Margin (dB)	Peak Limit (dBuV/m)	PK Margin (dB)	Azimuth (Degs)	Height (cm)	Pol
1	* ** 5.45998	37.67	Pk	34.5	-23.4	0	48.77	-	-	74	-25.23	166	215	V
2	* ** 5.45355	39.99	Pk	34.5	-23.3	0	51.19	-	-	74	-22.81	166	215	V
5	* ** 5.45998	27.43	ADV	34.5	-23.4	2.3	40.83	54	-13.17	-	-	166	215	V
6	* ** 5.45984	27.66	ADV	34.5	-23.4	2.3	41.06	54	-12.94	-	-	166	215	V
4	5.46472	41.18	Pk	34.5	-23.4	0	52.28	-	-	68.2	-15.92	166	215	V
8	5.46954	27.89	ADV	34.5	-23.5	2.3	41.19	-	-	-	-	166	215	V
3	5.46998	39.42	Pk	34.5	-23.5	0	50.42	-	-	68.2	-17.78	166	215	V
7	5.46998	27.08	ADV	34.5	-23.5	2.3	40.38	-	-	-	-	166	215	V

* - indicates frequency in CFR47 Pt 15 / IC RSS-Restricted Band
** - indicates frequency in Taiwan NCC LP0002 Restricted Band
Pk - Peak detector
ADV - U-NII AD primary method, Linear Voltage Average

UL LLC
12 Laboratory Dr., RTP, NC 27709; USA TEL:(919)-549-1400
This report shall not be reproduced except in full, without the written approval of UL LLC

BANDEDGE (HIGH CHANNEL)

HORIZONTAL RESULT

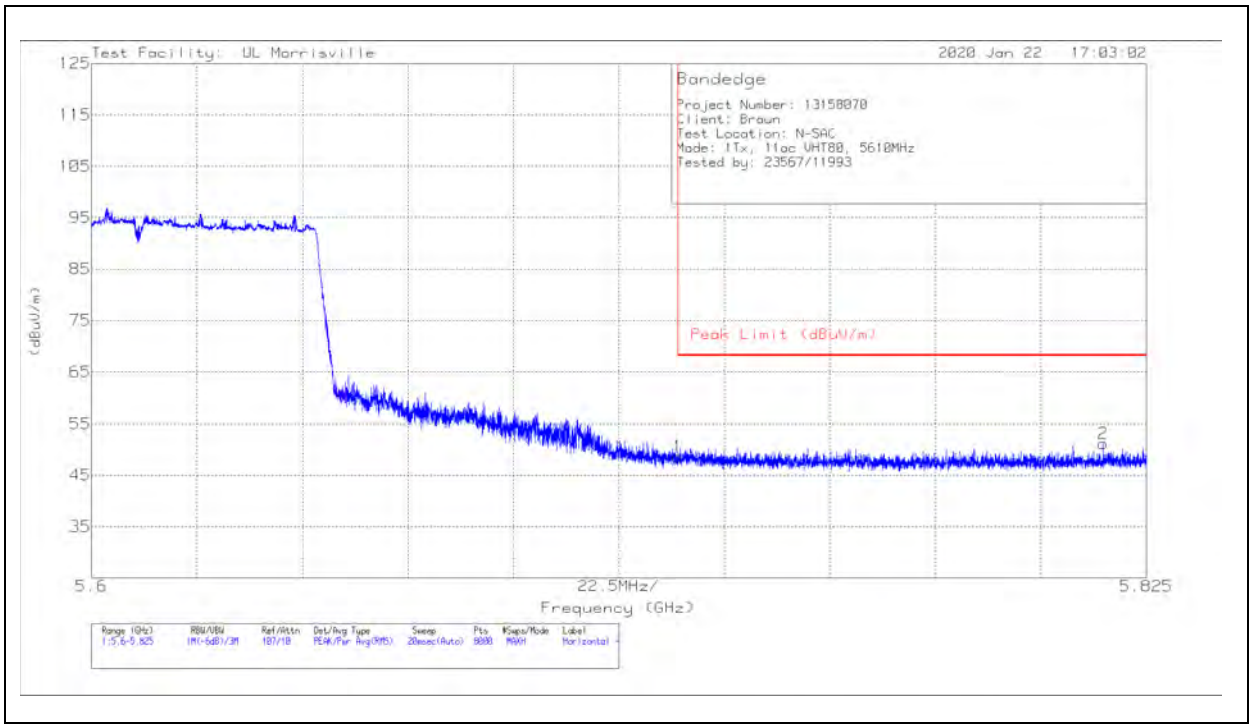

Marker	Frequency (GHz)	Meter Reading (dBuV)	Det	AT0067 AF (dBuV/m)	Amp/Cbl/Fltr/Pad (dB)	DC Corr (dB)	Corrected Reading (dBuV/m)	Peak Limit (dBuV/m)	PK Margin (dB)	Azimuth (Degs)	Height (cm)	Polarity
1	5.72501	36.93	Pk	34.6	-22.9	0	48.63	68.2	-19.57	276	204	H
2	5.81578	38.94	Pk	34.8	-22.6	0	51.14	68.2	-17.06	276	204	H

Pk - Peak detector

UL LLC
12 Laboratory Dr., RTP, NC 27709; USA TEL:(919)-549-1400
This report shall not be reproduced except in full, without the written approval of UL LLC

VERTICAL RESULT

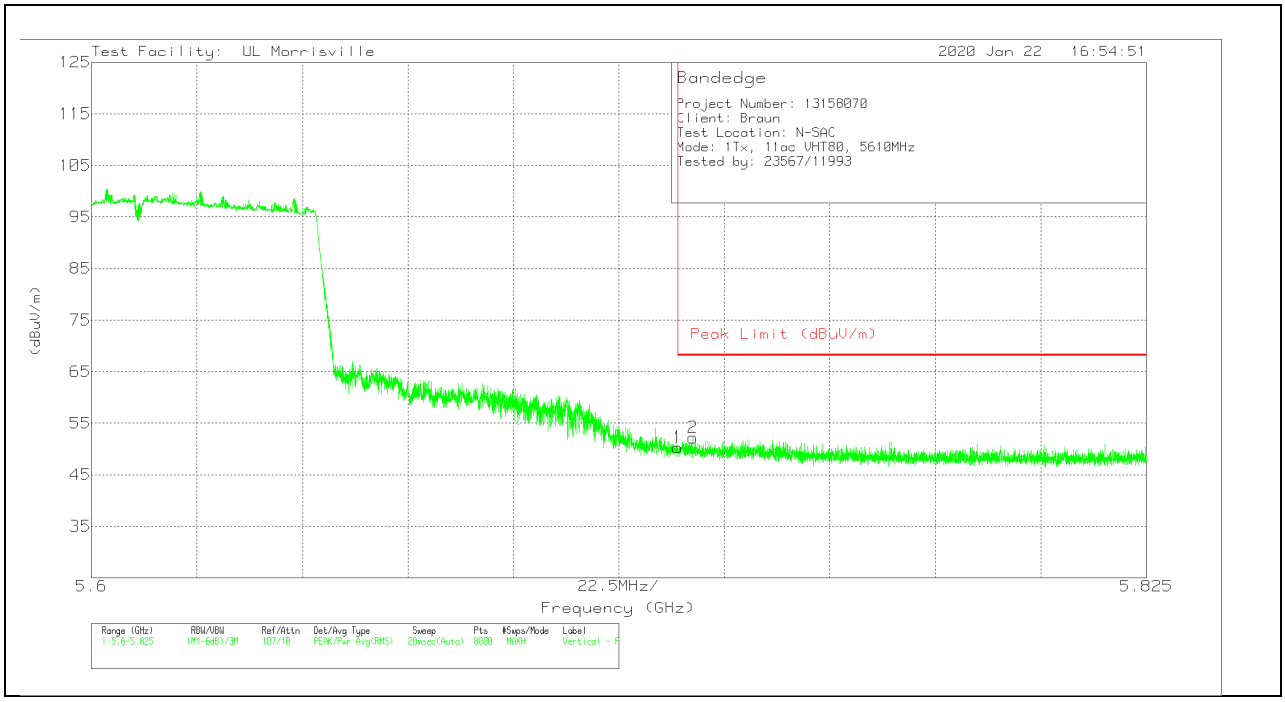

Marker	Frequency (GHz)	Meter Reading (dBuV)	Det	AT0067 AF (dBuV/m)	Amp/Cbl/Fltr/Pad (dB)	DC Corr (dB)	Corrected Reading (dBuV/m)	Peak Limit (dBuV/m)	PK Margin (dB)	Azimuth (Degs)	Height (cm)	Polarity
1	5.72501	38.63	Pk	34.6	-22.9	0	50.33	68.2	-17.87	117	209	V
2	5.72824	40.5	Pk	34.6	-22.9	0	52.2	68.2	-16	117	209	V

Pk - Peak detector

UL LLC
12 Laboratory Dr., RTP, NC 27709; USA TEL:(919)-549-1400
This report shall not be reproduced except in full, without the written approval of UL LLC

HARMONICS AND SPURIOUS EMISSIONS

LOW CHANNEL RESULTS

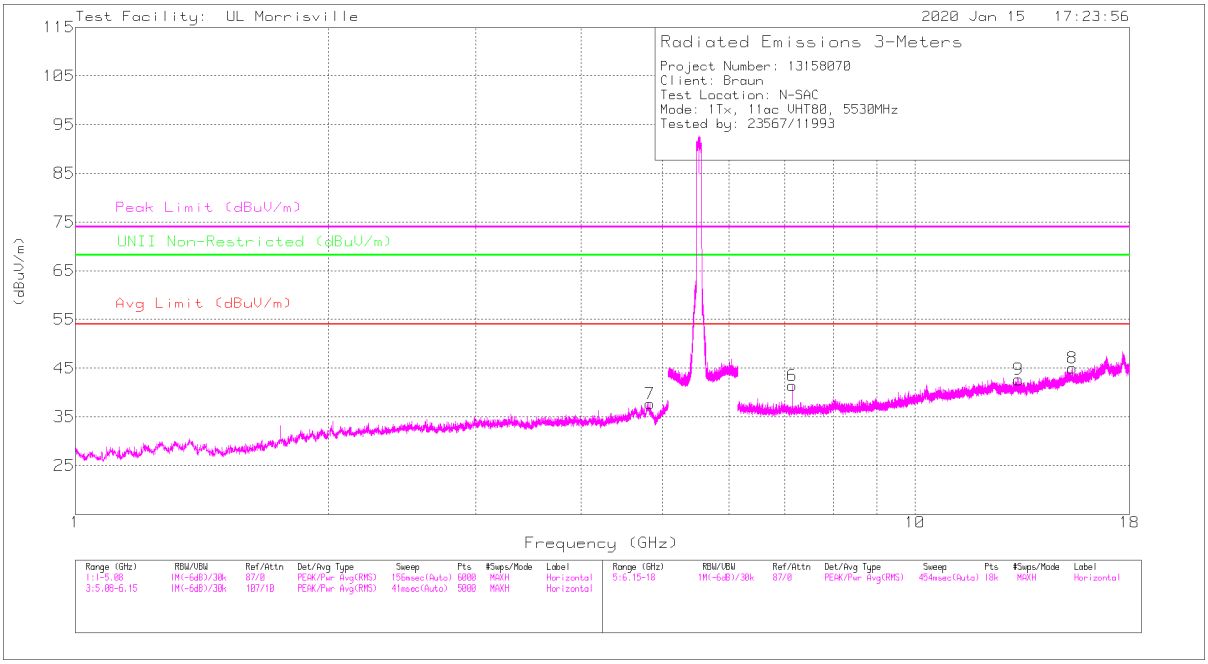

HORIZONTAL

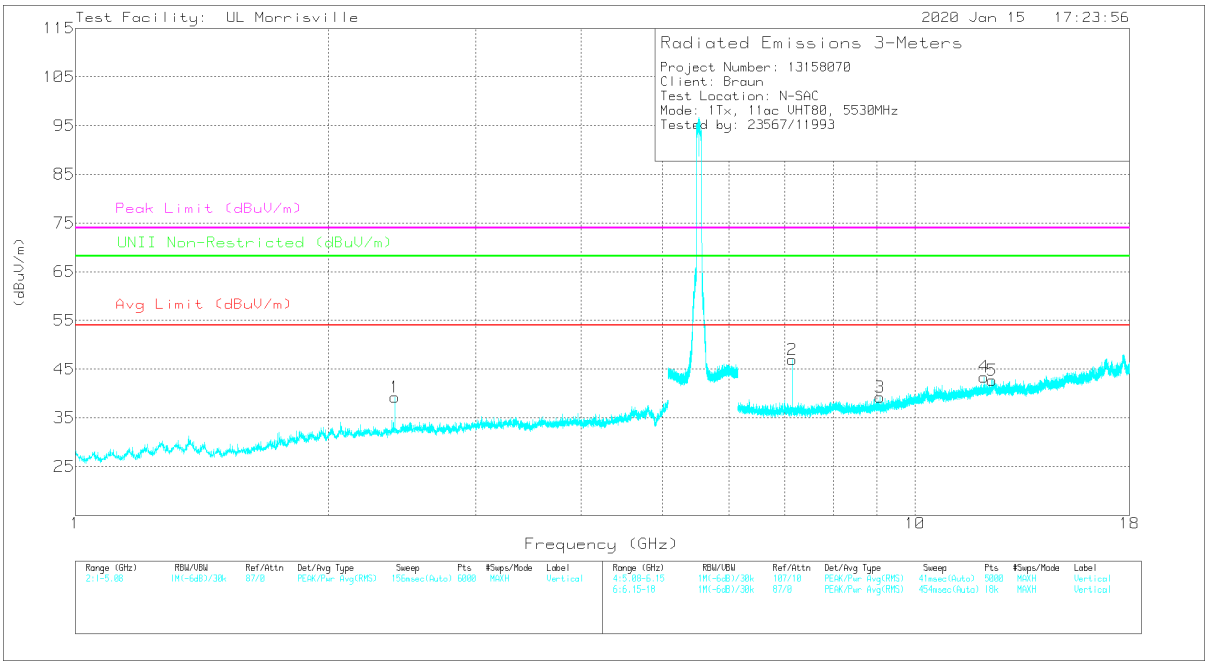

VERTICAL

UL LLC
12 Laboratory Dr., RTP, NC 27709; USA TEL:(919)-549-1400
This report shall not be reproduced except in full, without the written approval of UL LLC

RADIATED EMISSIONS

Marker	Frequency (GHz)	Meter Reading (dBuV)	Det	AT0067 AF (dBuV/m)	Amp/Cbl/Fltr/Pad (dB)	DC Corr (dB)	Corrected Reading (dBuV/m)	Avg Limit (dBuV/m)	Margin (dB)	Peak Limit (dBuV/m)	PK Margin (dB)	UNII Non-Restricted (dBuV/m)	PK Margin (dB)	Azimuth (Degs)	Height (cm)	Polarity
7	* ** 4.83315	41.51	PK-U	34.1	-31.1	0	44.51	-	-	74	-29.49	-	-	41	102	H
	* ** 4.83326	28.36	ADV	34.1	-31.1	2.3	33.66	54	-20.34	-	-	-	-	41	102	H
8	* ** 15.39342	36.77	PK-U	40.1	-26.2	0	50.67	-	-	74	-23.33	-	-	83	151	H
	* ** 15.39215	23.36	ADV	40.1	-26.2	2.3	39.56	54	-14.44	-	-	-	-	83	151	H
9	* ** 13.26892	37.56	PK-U	38.9	-27.9	0	48.56	-	-	74	-25.44	-	-	314	211	H
	* ** 13.2692	24.21	ADV	38.9	-27.9	2.3	37.51	54	-16.49	-	-	-	-	314	211	H
3	* ** 9.07866	37.4	PK-U	36.1	-28.9	0	44.6	-	-	74	-29.4	-	-	80	390	V
	* ** 9.07714	24.08	ADV	36.1	-28.9	2.3	33.58	54	-20.42	-	-	-	-	80	390	V
4	* ** 12.08077	35.95	PK-U	38.7	-26	0	48.65	-	-	74	-25.35	-	-	353	386	V
	* ** 12.07988	22.21	ADV	38.7	-26	2.3	37.21	54	-16.79	-	-	-	-	353	386	V
5	* ** 12.3503	35.65	PK-U	38.8	-25.5	0	48.95	-	-	74	-25.05	-	-	262	254	V
	* ** 12.35004	22.26	ADV	38.8	-25.5	2.3	37.86	54	-16.14	-	-	-	-	262	254	V
1	2.40213	47.28	PK-U	32	-34.2	0	45.08	-	-	-	-	68.2	-23.12	10	200	V
6	7.13668	46.17	PK-U	35.7	-30.2	0	51.67	-	-	-	-	68.2	-16.53	178	102	H
2	7.13694	42.41	PK-U	35.7	-30.2	0	47.91	-	-	-	-	68.2	-20.29	25	303	V

* - indicates frequency in CFR47 Pt 15 / IC RSS-Restricted Band
** - indicates frequency in Taiwan NCC LP0002 Restricted Band
PK-U - U-NII: Maximum Peak
ADV - U-NII AD primary method, Linear Voltage Average
Pk - Peak detector

UL LLC
12 Laboratory Dr., RTP, NC 27709; USA TEL:(919)-549-1400
This report shall not be reproduced except in full, without the written approval of UL LLC

HIGH CHANNEL RESULTS

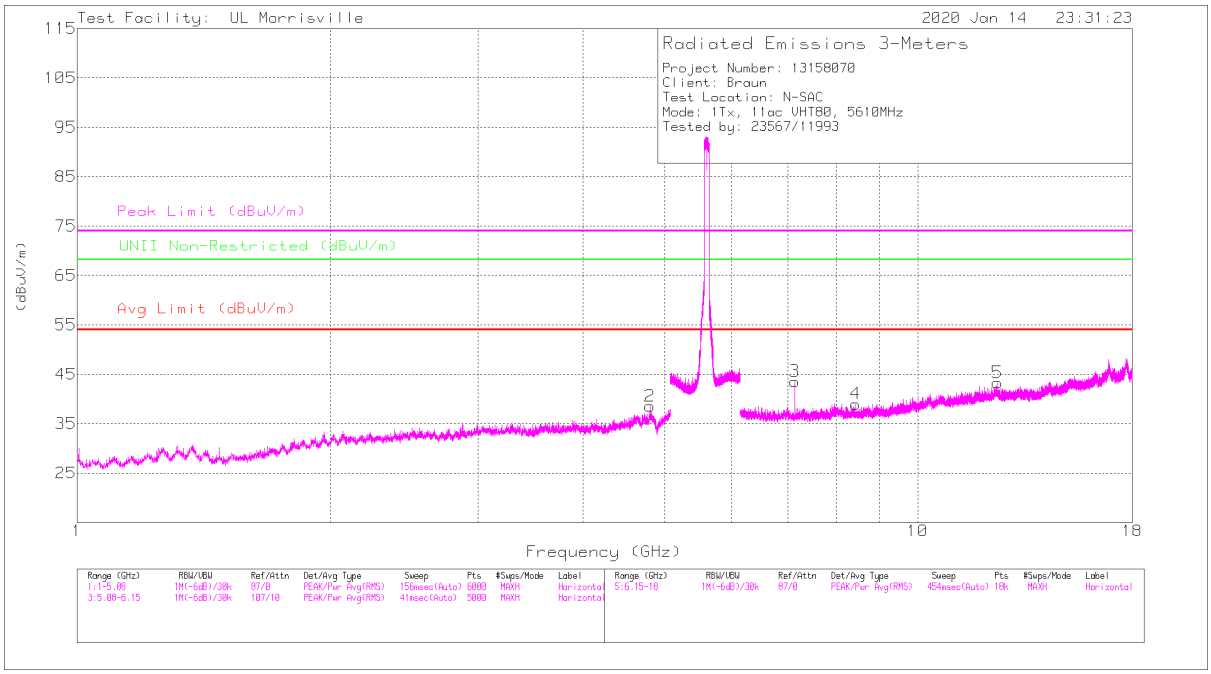

HORIZONTAL

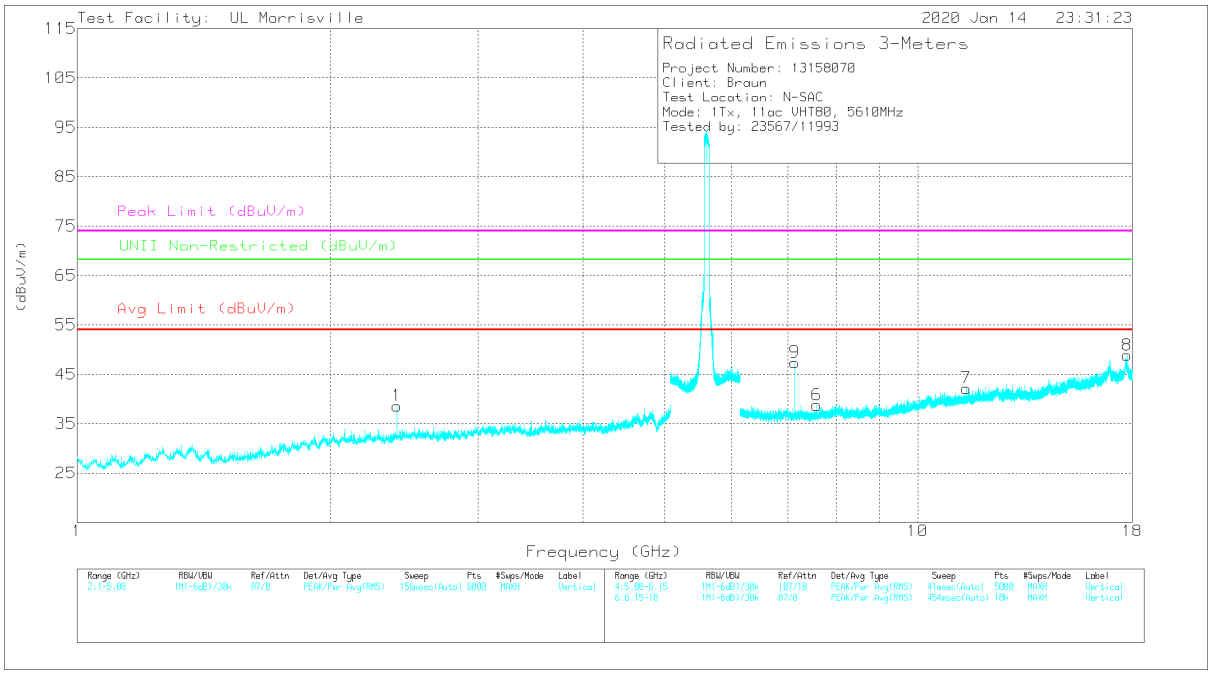

VERTICAL

UL LLC
12 Laboratory Dr., RTP, NC 27709; USA TEL:(919)-549-1400
This report shall not be reproduced except in full, without the written approval of UL LLC

RADIATED EMISSIONS

Marker	Frequency (GHz)	Meter Reading (dBuV)	Det	AT0067 AF (dBuV/m)	Amp/Cbl/Fltr/Pad (dB)	DC Corr (dB)	Corrected Reading (dBuV/m)	Avg Limit (dBuV/m)	Margin (dB)	Peak Limit (dBuV/m)	PK Margin (dB)	UNII Non-Restricted (dBuV/m)	PK Margin (dB)	Azimuth (Degs)	Height (cm)	Polarity
2	* ** 4.80054	41.42	PK-U	34.1	-30.9	0	44.62	-	-	74	-29.38	-	-	168	133	H
	* ** 4.80098	28.34	ADV	34.1	-30.9	2.3	33.84	54	-20.16	-	-	-	-	168	133	H
4	* ** 8.43678	37.64	PK-U	35.8	-28.7	0	44.74	-	-	74	-29.26	-	-	222	228	H
	* ** 8.43548	24.17	ADV	35.8	-28.7	2.3	33.57	54	-20.43	-	-	-	-	222	228	H
5	* ** 12.44081	35.06	PK-U	38.8	-25.1	0	48.76	-	-	74	-25.24	-	-	325	141	H
	* ** 12.43935	21.92	ADV	38.8	-25.1	2.3	37.92	54	-16.08	-	-	-	-	325	141	H
6	* ** 7.58342	38.25	PK-U	35.7	-29.4	0	44.55	-	-	74	-29.45	-	-	124	168	V
	* ** 7.58252	24.94	ADV	35.7	-29.4	2.3	33.54	54	-20.46	-	-	-	-	124	168	V
7	* ** 11.43083	35.19	PK-U	38.1	-25.8	0	47.49	-	-	74	-26.51	-	-	289	116	V
	* ** 11.42956	21.89	ADV	38.1	-25.8	2.3	36.49	54	-17.51	-	-	-	-	289	116	V
8	* ** 17.74023	33.7	PK-U	41.1	-20.4	0	54.4	-	-	74	-19.6	-	-	270	242	V
	* ** 17.74002	20.66	ADV	41.1	-20.4	2.3	43.66	54	-10.34	-	-	-	-	270	242	V
1	2.40187	46.47	PK-U	32	-34.2	0	44.27	-	-	-	-	68.2	-23.93	204	155	V
3	7.13699	46	PK-U	35.7	-30.2	0	51.5	-	-	-	-	68.2	-16.7	171	102	H
9	7.13725	42.37	PK-U	35.7	-30.2	0	47.87	-	-	-	-	68.2	-20.33	256	117	V

* - indicates frequency in CFR47 Pt 15 / IC RSS-Restricted Band
** - indicates frequency in Taiwan NCC LP0002 Restricted Band
PK-U - U-NII: Maximum Peak
ADV - U-NII AD primary method, Linear Voltage Average
Pk - Peak detector

UL LLC
12 Laboratory Dr., RTP, NC 27709; USA TEL:(919)-549-1400
This report shall not be reproduced except in full, without the written approval of UL LLC

CHANNEL 138 RESULTS

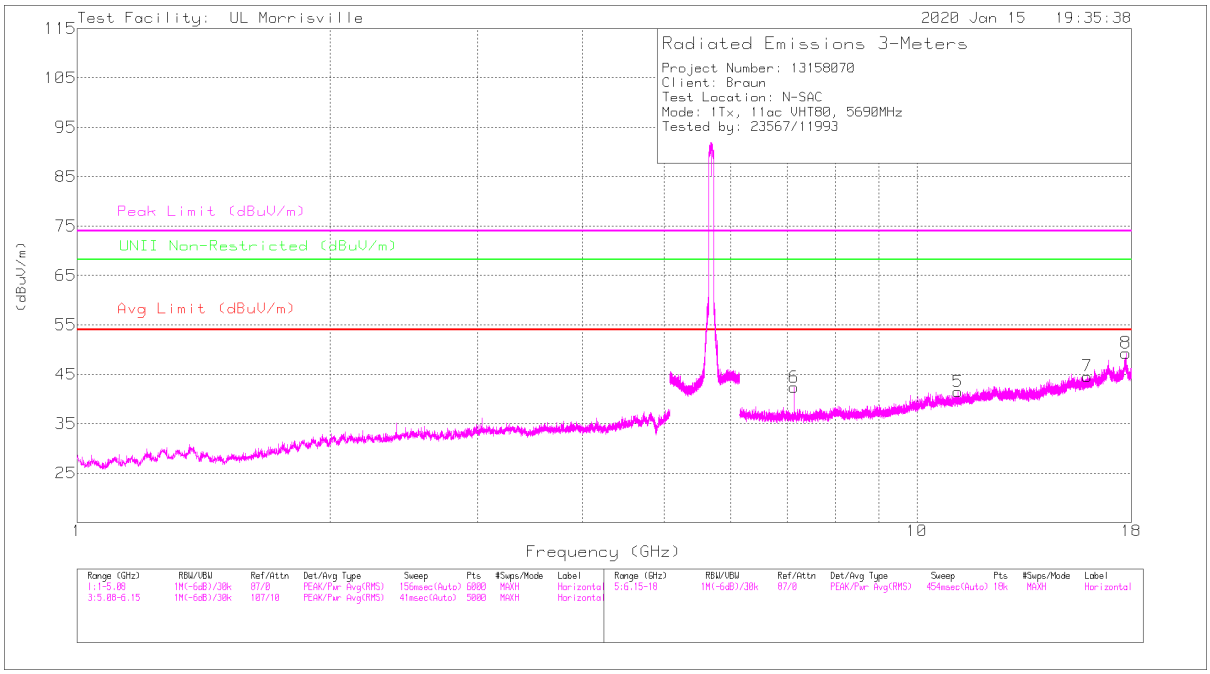

HORIZONTAL

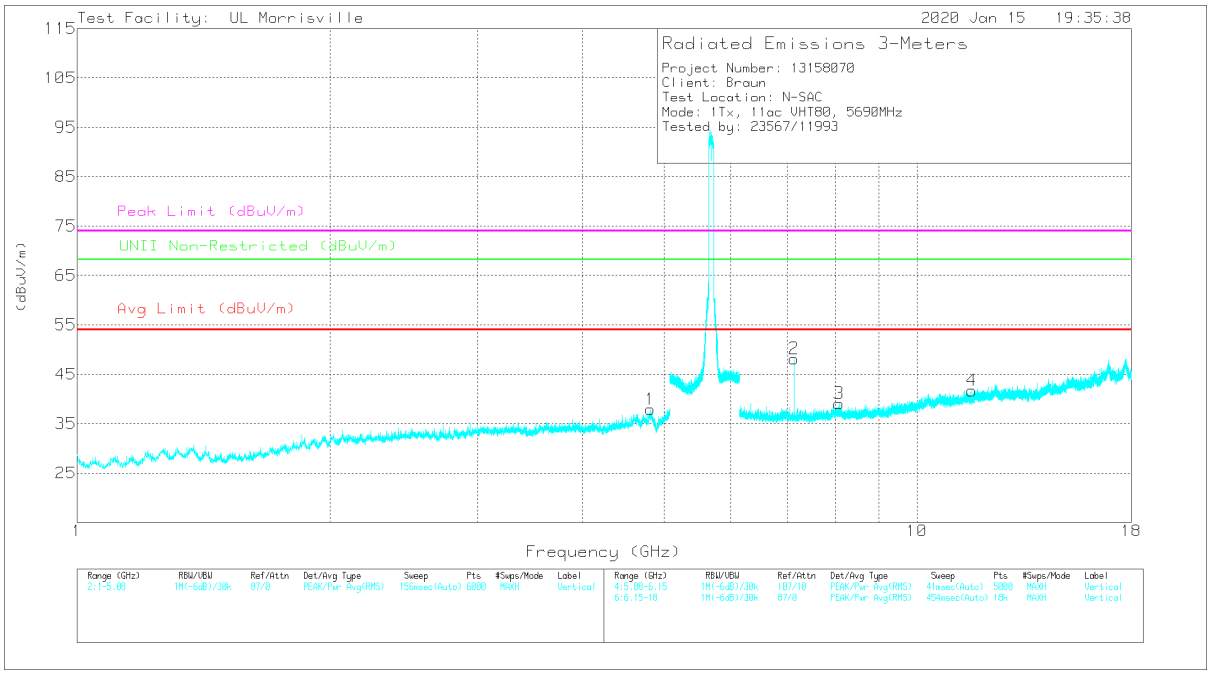

VERTICAL

UL LLC
12 Laboratory Dr., RTP, NC 27709; USA
TEL:(919)-549-1400

This report shall not be reproduced except in full, without the written approval of UL LLC

RADIATED EMISSIONS

Marker	Frequency (GHz)	Meter Reading (dBuV)	Det	AT0067 AF (dBuV/m)	Amp/Cbl/Fltr/Pad (dB)	DC Corr (dB)	Corrected Reading (dBuV/m)	Avg Limit (dBuV/m)	Margin (dB)	Peak Limit (dBuV/m)	PK Margin (dB)	UNII Non-Restricted (dBuV/m)	PK Margin (dB)	Azimuth (Degs)	Height (cm)	Polarity
1	* ** 4.81664	41.45	PK-U	34.1	-30.9	0	44.65	-	-	74	-29.35	-	-	284	133	V
	* ** 4.81571	28.39	ADV	34.1	-30.9	2.3	33.89	54	-20.11	-	-	-	-	284	133	V
5	* ** 11.19829	36.18	PK-U	37.8	-25.9	0	48.08	-	-	74	-25.92	-	-	310	152	H
	* ** 11.19848	22.36	ADV	37.8	-25.9	2.3	36.56	54	-17.44	-	-	-	-	310	152	H
7	* ** 15.96281	37.53	PK-U	40.4	-27.1	0	50.83	-	-	74	-23.17	-	-	263	258	H
	* ** 15.96263	24.28	ADV	40.4	-27.1	2.3	39.88	54	-14.12	-	-	-	-	263	258	H
8	* ** 17.73521	34.11	PK-U	41.1	-20.3	0	54.91	-	-	74	-19.09	-	-	21	103	H
	* ** 17.73493	20.63	ADV	41.1	-20.3	2.3	43.73	54	-10.27	-	-	-	-	21	103	H
3	* ** 8.07547	37.73	PK-U	35.8	-28.1	0	45.43	-	-	74	-28.57	-	-	125	288	V
	* ** 8.07467	24.05	ADV	35.8	-28.1	2.3	34.05	54	-19.95	-	-	-	-	125	288	V
4	* ** 11.622	35.07	PK-U	38.3	-26.4	0	46.97	-	-	74	-27.03	-	-	343	201	V
	* ** 11.62125	21.96	ADV	38.3	-26.4	2.3	36.16	54	-17.84	-	-	-	-	343	201	V
6	7.13673	45.77	PK-U	35.7	-30.2	0	51.27	-	-	-	-	68.2	-16.93	166	102	H
2	7.13725	41.63	PK-U	35.7	-30.2	0	47.13	-	-	-	-	68.2	-21.07	257	110	V

* - indicates frequency in CFR47 Pt 15 / IC RSS-Restricted Band
** - indicates frequency in Taiwan NCC LP0002 Restricted Band
PK-U - U-NII: Maximum Peak
ADV - U-NII AD primary method, Linear Voltage Average
Pk - Peak detector

UL LLC
12 Laboratory Dr., RTP, NC 27709; USA TEL:(919)-549-1400
This report shall not be reproduced except in full, without the written approval of UL LLC

9.1.13. TX ABOVE 1 GHz 802.11a MODE IN THE 5.8 GHz BAND

1TX Antenna 1 MODE

BANDEDGE (LOW CHANNEL)

HORIZONTAL RESULT

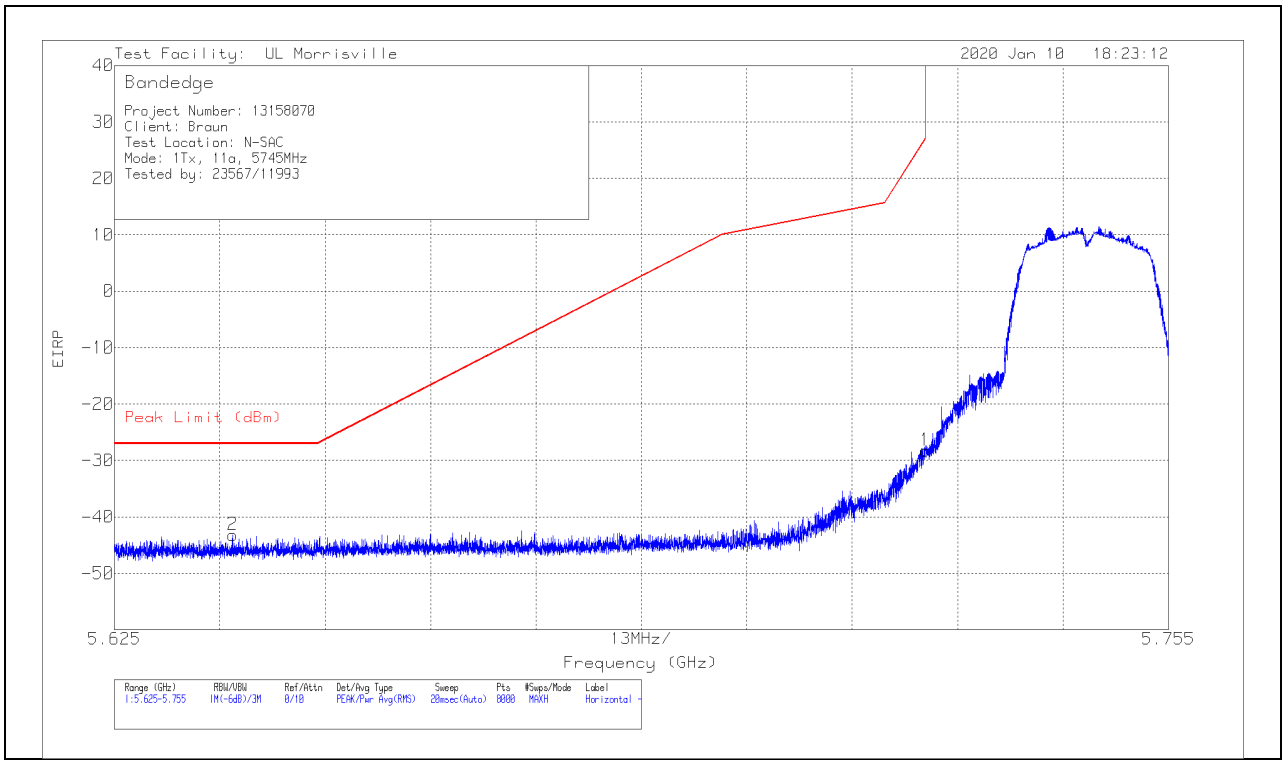

Marker	Frequency (GHz)	Meter Reading (dBm)	Det	AT0067 AF (dBuV/m)	Amp/Cbl/Fltr/Pad (dB)	Conversion Factor (dB)	DC Corr (dB)	Corrected Reading EIRP	Peak Limit (dBm)	PK Margin (dB)	Azimuth (Degs)	Height (cm)	Polarity
2	5.63959	-66.65	Pk	34.6	-23	11.8	0	-43.25	-27	-16.25	1	118	H
1	5.725	-51.78	Pk	34.6	-22.9	11.8	0	-28.28	27	-55.28	1	118	H

Pk - Peak detector

UL LLC
12 Laboratory Dr., RTP, NC 27709; USA TEL:(919)-549-1400
This report shall not be reproduced except in full, without the written approval of UL LLC

VERTICAL RESULT

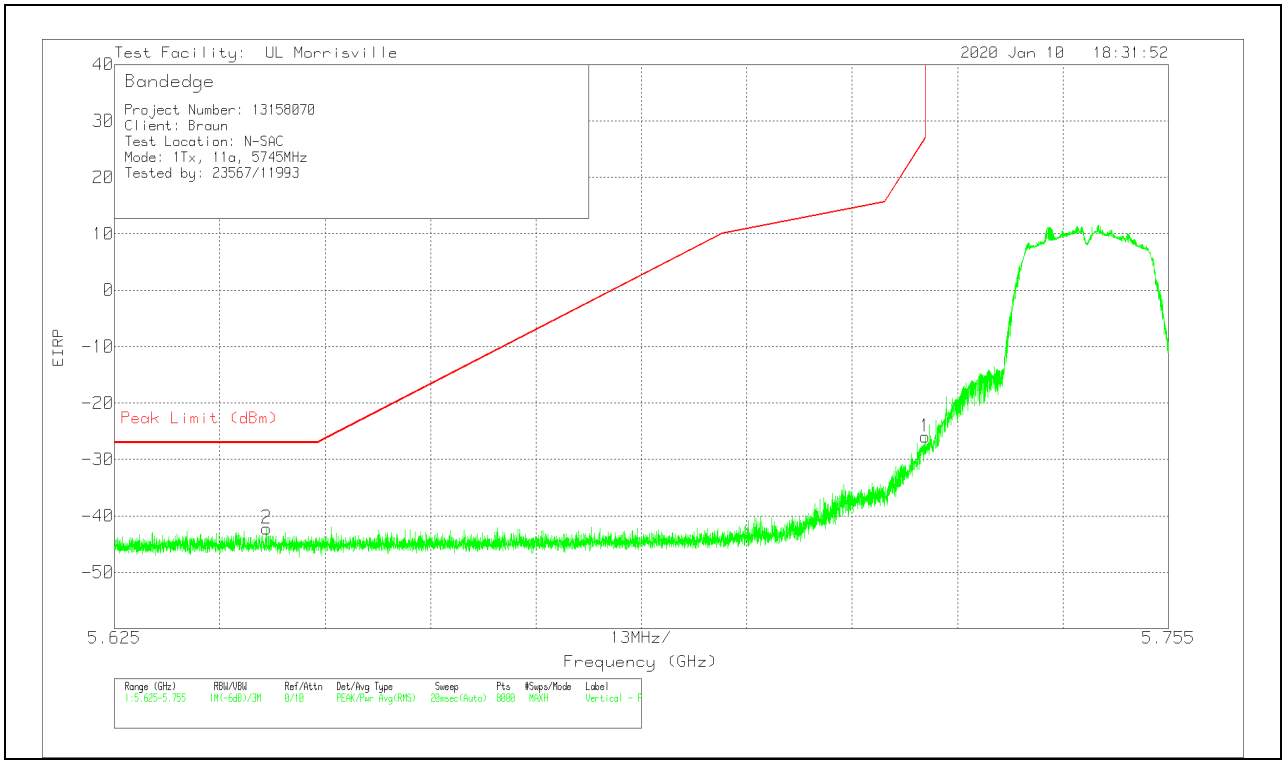

Marker	Frequency (GHz)	Meter Reading (dBm)	Det	AT0067 AF (dBuV/m)	Amp/Cbl/Fltr/Pad (dB)	Conversion Factor (dB)	DC Corr (dB)	Corrected Reading EIRP	Peak Limit (dBm)	PK Margin (dB)	Azimuth (Degs)	Height (cm)	Polarity
2	5.64374	-65.7	Pk	34.6	-22.9	11.8	0	-42.2	-27	-15.2	50	105	V
1	5.725	-49.47	Pk	34.6	-22.9	11.8	0	-25.97	27	-52.97	50	105	V

Pk - Peak detector

UL LLC
12 Laboratory Dr., RTP, NC 27709; USA TEL:(919)-549-1400
This report shall not be reproduced except in full, without the written approval of UL LLC

BANDEDGE (HIGH CHANNEL)

HORIZONTAL RESULT

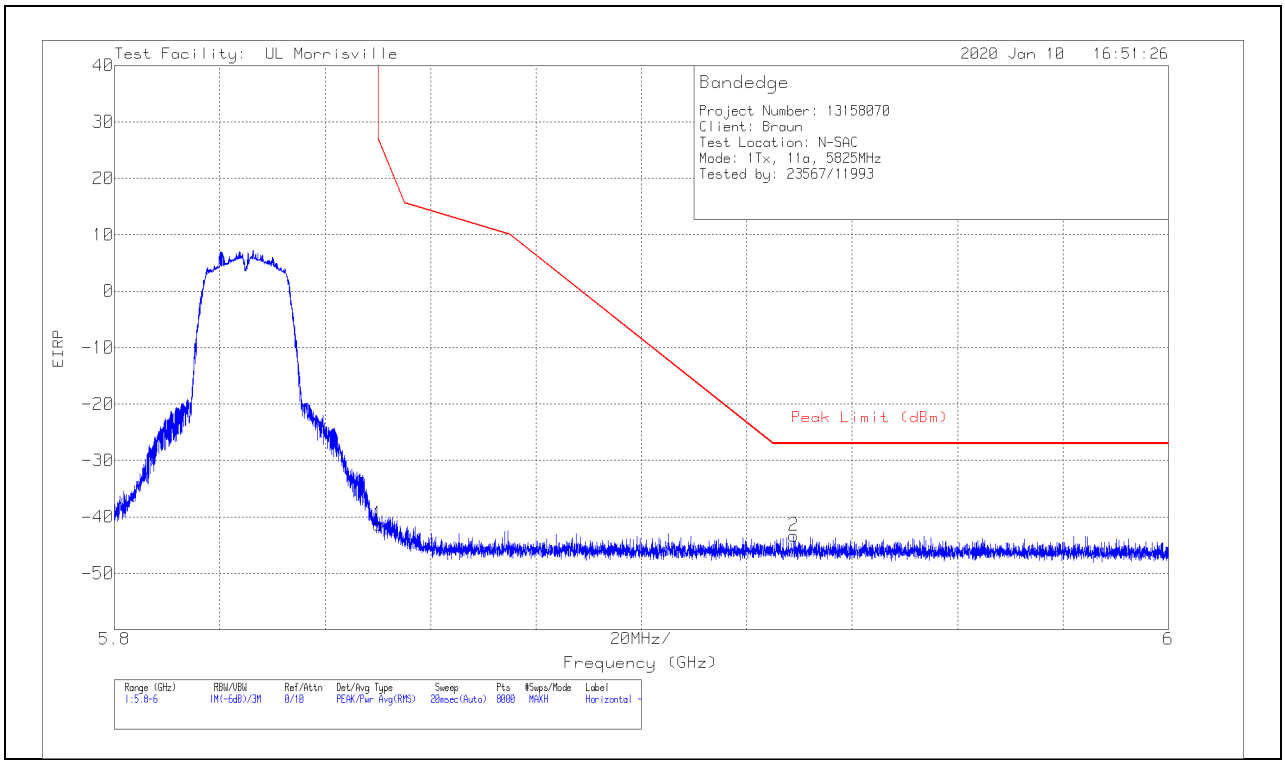

Marker	Frequency (GHz)	Meter Reading (dBm)	Det	AT0067 AF (dBuV/m)	Amp/Cbl/Fltr/Pad (dB)	Conversion Factor (dB)	DC Corr (dB)	Corrected Reading EIRP	Peak Limit (dBm)	PK Margin (dB)	Azimuth (Degs)	Height (cm)	Polarity
1	5.85001	-65.53	Pk	34.8	-22.4	11.8	0	-41.33	26.99	-68.32	275	157	H
2	5.92892	-68	Pk	34.9	-22	11.8	0	-43.3	-27	-16.3	275	157	H

Pk - Peak detector

UL LLC
12 Laboratory Dr., RTP, NC 27709; USA TEL:(919)-549-1400
This report shall not be reproduced except in full, without the written approval of UL LLC

VERTICAL RESULT

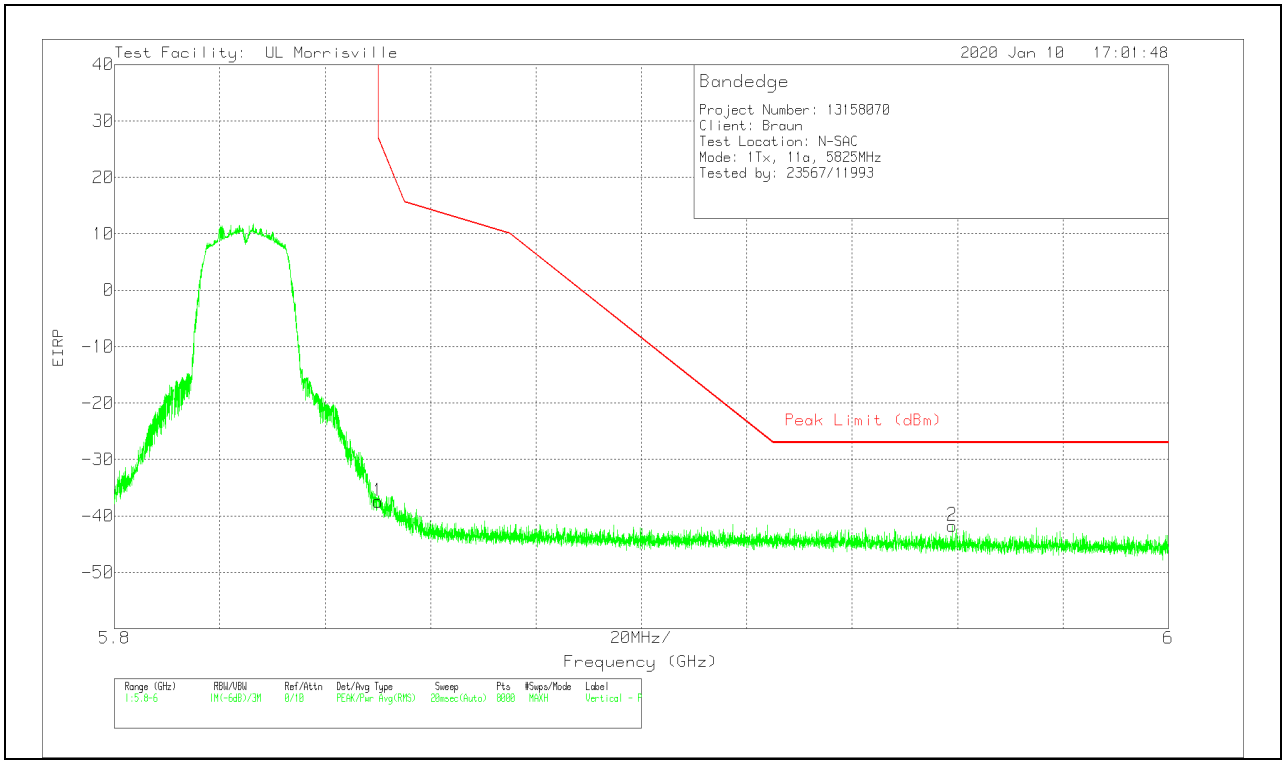

Marker	Frequency (GHz)	Meter Reading (dBm)	Det	AT0067 AF (dBuV/m)	Amp/Cbl/Fltr/Pad (dB)	Conversion Factor (dB)	DC Corr (dB)	Corrected Reading EIRP	Peak Limit (dBm)	PK Margin (dB)	Azimuth (Degs)	Height (cm)	Polarity
1	5.85001	-61.62	Pk	34.8	-22.4	11.8	0	-37.42	26.99	-64.41	78	172	V
2	5.95894	-66.52	Pk	34.9	-21.9	11.8	0	-41.72	-27	-14.72	78	172	V

Pk - Peak detector

UL LLC
12 Laboratory Dr., RTP, NC 27709; USA TEL:(919)-549-1400
This report shall not be reproduced except in full, without the written approval of UL LLC

HARMONICS AND SPURIOUS EMISSIONS

LOW CHANNEL RESULTS

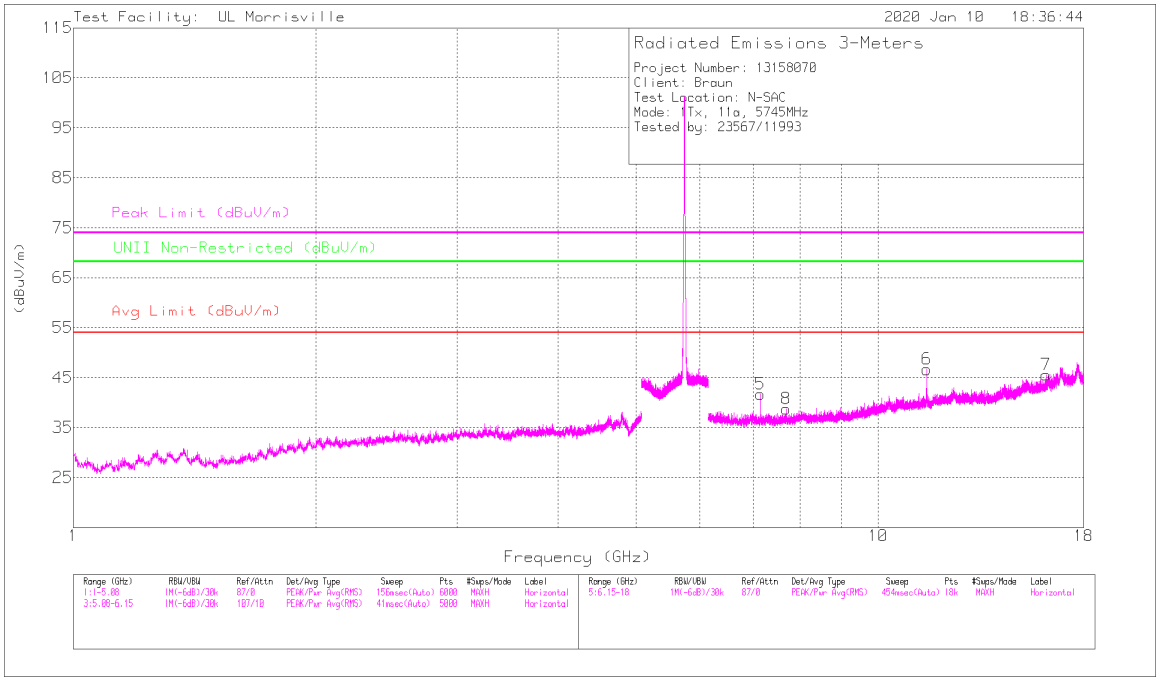

HORIZONTAL

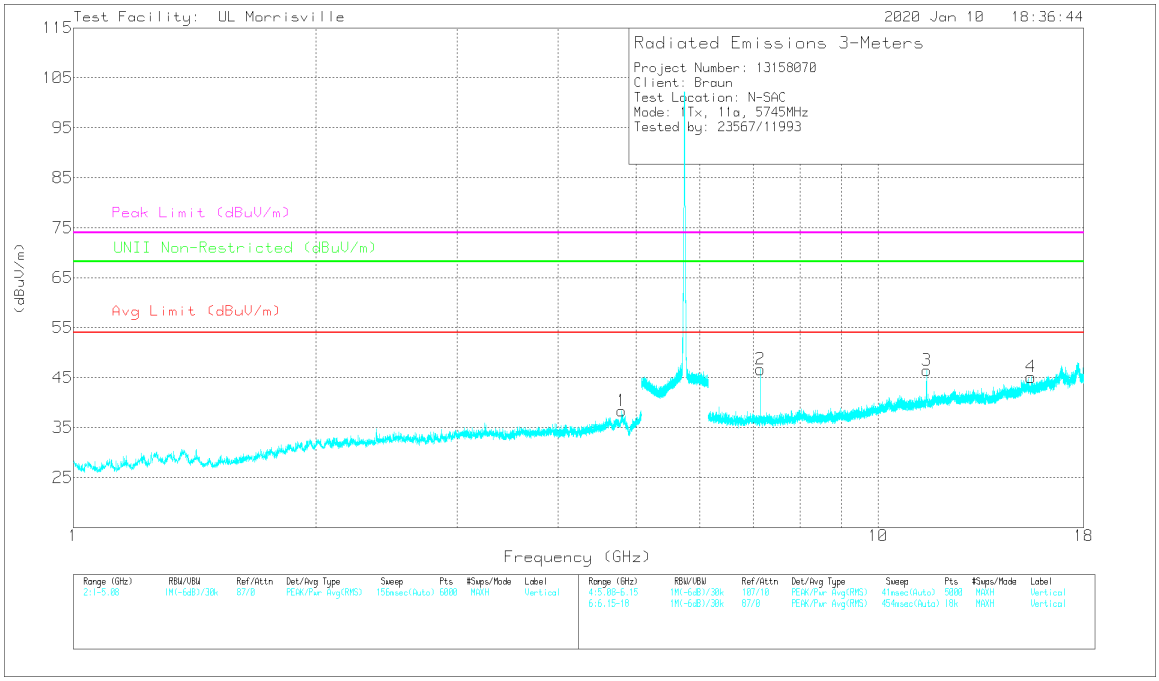

VERTICAL

UL LLC
12 Laboratory Dr., RTP, NC 27709; USA TEL:(919)-549-1400
This report shall not be reproduced except in full, without the written approval of UL LLC

RADIATED EMISSIONS

Marker	Frequency (GHz)	Meter Reading (dBuV)	Det	AT0067 AF (dBuV/m)	Amp/Cbl/Fltr/Pad (dB)	DC Corr (dB)	Corrected Reading (dBuV/m)	Avg Limit (dBuV/m)	Margin (dB)	Peak Limit (dBuV/m)	PK Margin (dB)	UNII Non-Restricted (dBuV/m)	PK Margin (dB)	Azimuth (Degs)	Height (cm)	Polarity
1	* ** 4.80174	41.69	PK-U	34.1	-30.9	0	44.89	-	-	74	-29.11	-	-	8	307	V
	* ** 4.802	28.33	ADV	34.1	-30.9	.64	32.17	54	-21.83	-	-	-	-	8	307	V
6	* ** 11.49212	40.32	PK-U	38.2	-25.3	0	53.22	-	-	74	-20.78	-	-	52	104	H
	* ** 11.49114	26.48	ADV	38.2	-25.3	.64	40.02	54	-13.98	-	-	-	-	52	104	H
7	* ** 16.16998	36.7	PK-U	40.5	-26	0	51.2	-	-	74	-22.8	-	-	205	195	H
	* ** 16.16921	23.24	ADV	40.5	-26	.64	38.38	54	-15.62	-	-	-	-	205	195	H
8	* ** 7.68706	39	PK-U	35.8	-29.3	0	45.5	-	-	74	-28.5	-	-	232	128	H
	* ** 7.68616	24.8	ADV	35.8	-29.3	.64	31.94	54	-22.06	-	-	-	-	232	128	H
3	* ** 11.48982	38.91	PK-U	38.1	-25.3	0	51.71	-	-	74	-22.29	-	-	175	140	V
	* ** 11.49001	24.33	ADV	38.1	-25.3	.64	37.77	54	-16.23	-	-	-	-	175	140	V
4	* ** 15.48868	35.13	PK-U	40.2	-24.7	0	50.63	-	-	74	-23.37	-	-	74	363	V
	* ** 15.48793	21.91	ADV	40.2	-24.7	.64	38.05	54	-15.95	-	-	-	-	74	363	V
5	7.13687	45.51	PK-U	35.7	-30.2	0	51.01	-	-	-	-	68.2	-17.19	180	102	H
2	7.13717	41.58	PK-U	35.7	-30.2	0	47.08	-	-	-	-	68.2	-21.12	28	261	V

* - indicates frequency in CFR47 Pt 15 / IC RSS-Restricted Band
** - indicates frequency in Taiwan NCC LP0002 Restricted Band
PK-U - U-NII: Maximum Peak
ADV - U-NII AD primary method, Linear Voltage Average
Pk - Peak detector

UL LLC
12 Laboratory Dr., RTP, NC 27709; USA TEL:(919)-549-1400
This report shall not be reproduced except in full, without the written approval of UL LLC

MID CHANNEL RESULTS

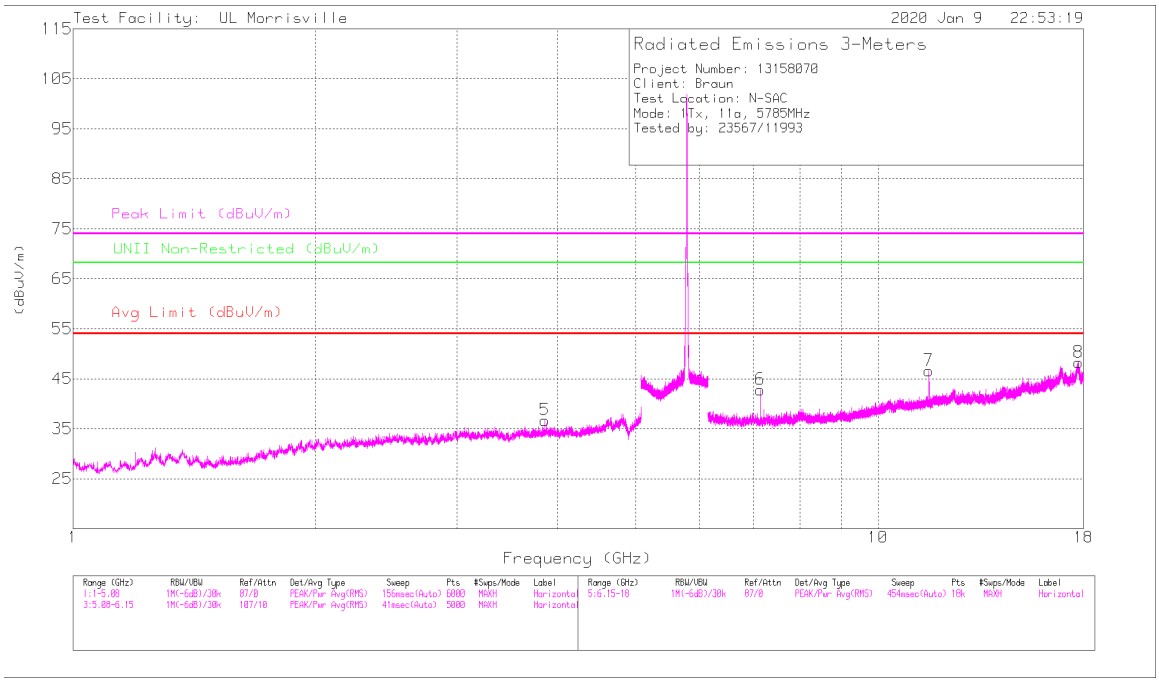

HORIZONTAL

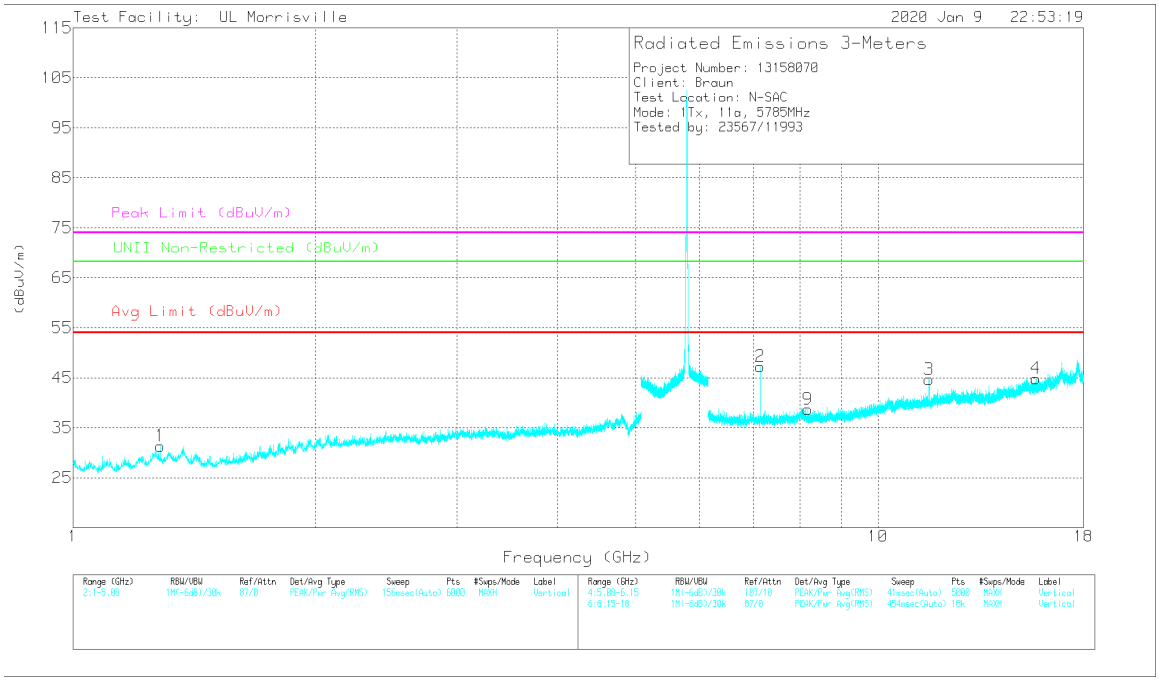

VERTICAL

UL LLC
12 Laboratory Dr., RTP, NC 27709; USA
TEL:(919)-549-1400

This report shall not be reproduced except in full, without the written approval of UL LLC

RADIATED EMISSIONS

Marker	Frequency (GHz)	Meter Reading (dBuV)	Det	AT0067 AF (dBuV/m)	Amp/Cbl/Fltr/Pad (dB)	DC Corr (dB)	Corrected Reading (dBuV/m)	Avg Limit (dBuV/m)	Margin (dB)	Peak Limit (dBuV/m)	PK Margin (dB)	UNII Non-Restricted (dBuV/m)	PK Margin (dB)	Azimuth (Degs)	Height (cm)	Polarity
5	* ** 3.8568	42.52	PK-U	33.5	-32.4	0	43.62	-	-	74	-30.38	-	-	6	113	H
	* ** 3.85666	32.88	ADV	33.5	-32.4	.64	34.62	54	-19.38	-	-	-	-	6	113	H
1	* 1.28069	43.7	PK-U	29.3	-36.4	0	36.6	-	-	74	-37.4	-	-	256	388	V
	* 1.28129	30.12	ADV	29.3	-36.4	.64	23.66	54	-30.34	-	-	-	-	256	388	V
7	* ** 11.56831	40.69	PK-U	38.2	-26.3	0	52.59	-	-	74	-21.41	-	-	45	104	H
	* ** 11.56815	26.72	ADV	38.2	-26.3	.64	39.26	54	-14.74	-	-	-	-	45	104	H
8	* ** 17.75202	33.79	PK-U	41.1	-20.7	0	54.19	-	-	74	-19.81	-	-	193	350	H
	* ** 17.75187	20.27	ADV	41.1	-20.7	.64	41.31	54	-12.69	-	-	-	-	193	350	H
3	* ** 11.57089	40.28	PK-U	38.2	-26.3	0	52.18	-	-	74	-21.82	-	-	263	102	V
	* ** 11.5712	26.23	ADV	38.2	-26.3	.64	38.77	54	-15.23	-	-	-	-	263	102	V
4	* ** 15.71059	36.57	PK-U	40.1	-25.5	0	51.17	-	-	74	-22.83	-	-	182	141	V
	* ** 15.70932	23.22	ADV	40.1	-25.6	.64	38.36	54	-15.64	-	-	-	-	182	141	V
9	* ** 8.18691	37.97	PK-U	35.8	-29.3	0	44.47	-	-	74	-29.53	-	-	268	316	V
	* ** 8.18711	24.75	ADV	35.8	-29.3	.64	31.89	54	-22.11	-	-	-	-	268	316	V
6	7.13671	45.75	PK-U	35.7	-30.2	0	51.25	-	-	-	-	68.2	-16.95	170	102	H
2	7.1368	40.95	PK-U	35.7	-30.2	0	46.45	-	-	-	-	68.2	-21.75	271	389	V

* - indicates frequency in CFR47 Pt 15 / IC RSS-Restricted Band
** - indicates frequency in Taiwan NCC LP0002 Restricted Band
PK-U - U-NII: Maximum Peak
ADV - U-NII AD primary method, Linear Voltage Average
Pk - Peak detector

UL LLC
12 Laboratory Dr., RTP, NC 27709; USA TEL:(919)-549-1400
This report shall not be reproduced except in full, without the written approval of UL LLC

HIGH CHANNEL RESULTS

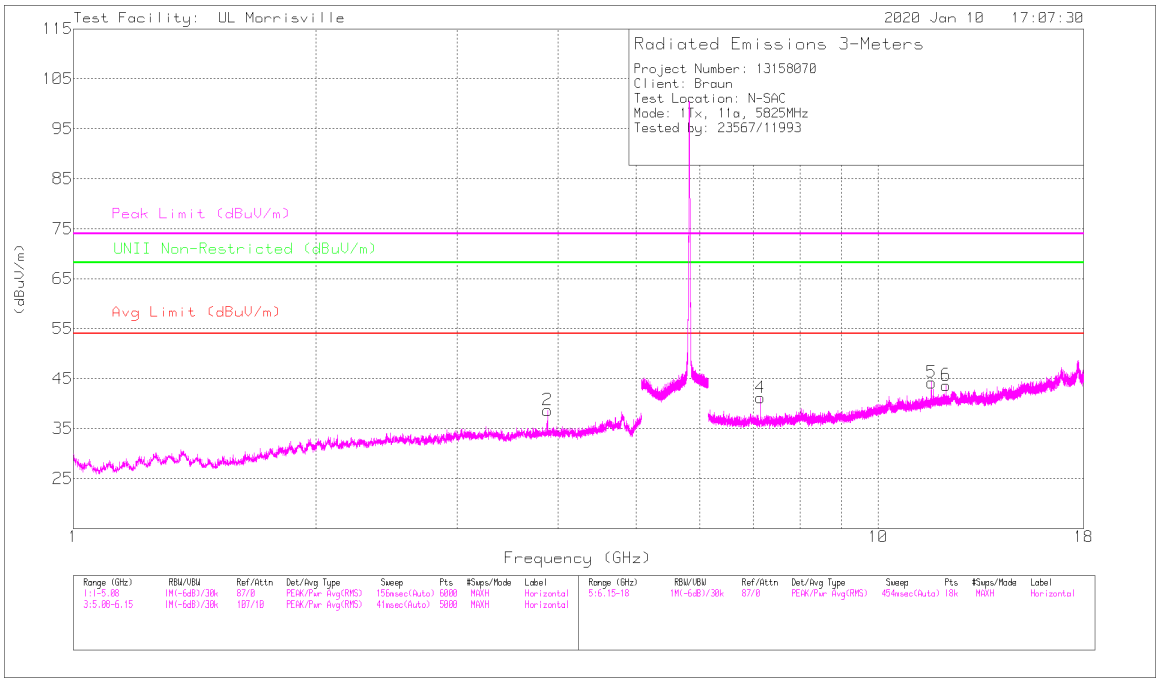

HORIZONTAL

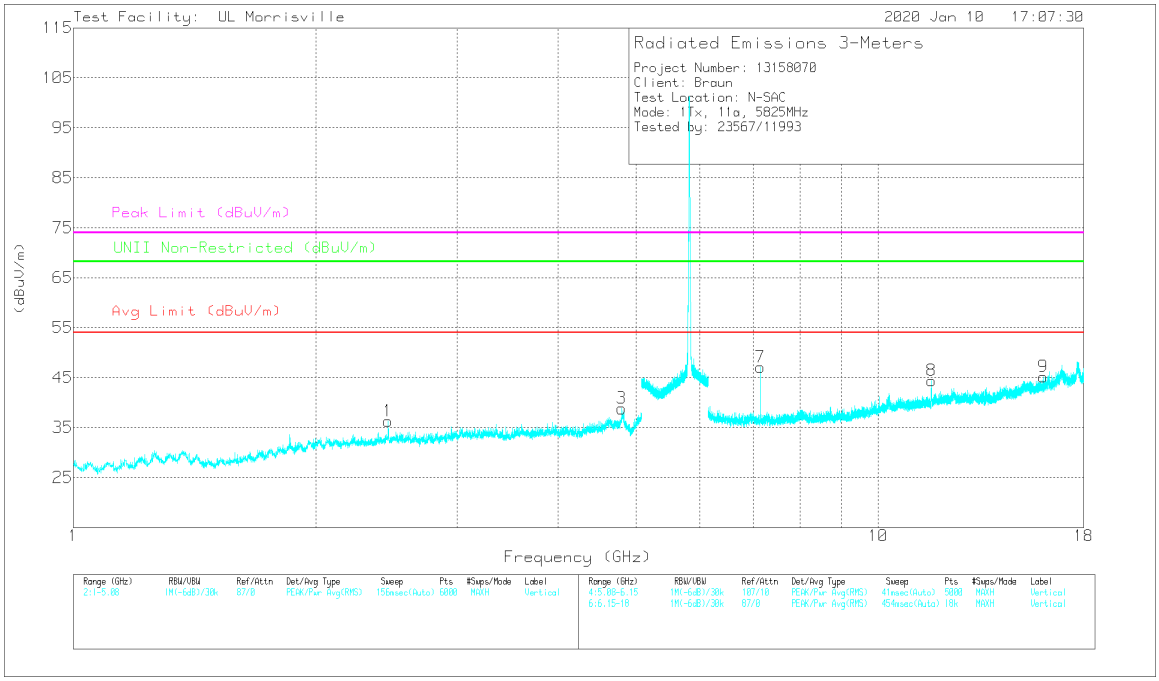

VERTICAL

UL LLC
12 Laboratory Dr., RTP, NC 27709; USA
TEL:(919)-549-1400

This report shall not be reproduced except in full, without the written approval of UL LLC

RADIATED EMISSIONS

Marker	Frequency (GHz)	Meter Reading (dBuV)	Det	AT0067 AF (dBuV/m)	Amp/Cbl/Fltr/Pad (dB)	DC Corr (dB)	Corrected Reading (dBuV/m)	Avg Limit (dBuV/m)	Margin (dB)	Peak Limit (dBuV/m)	PK Margin (dB)	UNII Non-Restricted (dBuV/m)	PK Margin (dB)	Azimuth (Degs)	Height (cm)	Polarity
2	* ** 3.88344	42.42	PK-U	33.5	-32.6	0	43.32	-	-	74	-30.68	-	-	57	103	H
	* ** 3.88341	32.9	ADV	33.5	-32.6	.64	34.44	54	-19.56	-	-	-	-	57	103	H
3	* ** 4.80471	52.78	PK-U	34.1	-30.8	0	56.08	-	-	74	-17.92	-	-	45	222	V
	* ** 4.80311	28.49	ADV	34.1	-30.8	.64	32.43	54	-21.57	-	-	-	-	45	222	V
5	* ** 11.64867	39.52	PK-U	38.4	-26.3	0	51.62	-	-	74	-22.38	-	-	50	108	H
	* ** 11.64777	25.98	ADV	38.4	-26.3	.64	38.72	54	-15.28	-	-	-	-	50	108	H
6	* ** 12.14235	35.58	PK-U	38.7	-26.1	0	48.18	-	-	74	-25.82	-	-	346	233	H
	* ** 12.14141	22.31	ADV	38.7	-26.1	.64	35.55	54	-18.45	-	-	-	-	346	233	H
8	* ** 11.65169	39.25	PK-U	38.4	-26.3	0	51.35	-	-	74	-22.65	-	-	176	157	V
	* ** 11.65168	25.74	ADV	38.4	-26.3	.64	38.48	54	-15.52	-	-	-	-	176	157	V
9	* ** 16.0347	36.42	PK-U	40.5	-26.2	0	50.72	-	-	74	-23.28	-	-	47	266	V
	* ** 16.03455	23.41	ADV	40.5	-26.2	.64	38.35	54	-15.65	-	-	-	-	47	266	V
1	2.46187	42.02	PK-U	32.3	-34.1	0	40.22	-	-	-	-	68.2	-27.98	262	131	V
4	7.13687	45.58	PK-U	35.7	-30.2	0	51.08	-	-	-	-	68.2	-17.12	179	102	H
7	7.13727	42.34	PK-U	35.7	-30.2	0	47.84	-	-	-	-	68.2	-20.36	25	219	V

* - indicates frequency in CFR47 Pt 15 / IC RSS-Restricted Band
** - indicates frequency in Taiwan NCC LP0002 Restricted Band
PK-U - U-NII: Maximum Peak
ADV - U-NII AD primary method, Linear Voltage Average
Pk - Peak detector

UL LLC
12 Laboratory Dr., RTP, NC 27709; USA TEL:(919)-549-1400
This report shall not be reproduced except in full, without the written approval of UL LLC

9.1.14. TX ABOVE 1 GHz 802.11n HT20 MODE IN THE 5.8 GHz BAND

1TX Antenna 1 MODE

BANDEDGE (LOW CHANNEL)

HORIZONTAL RESULT

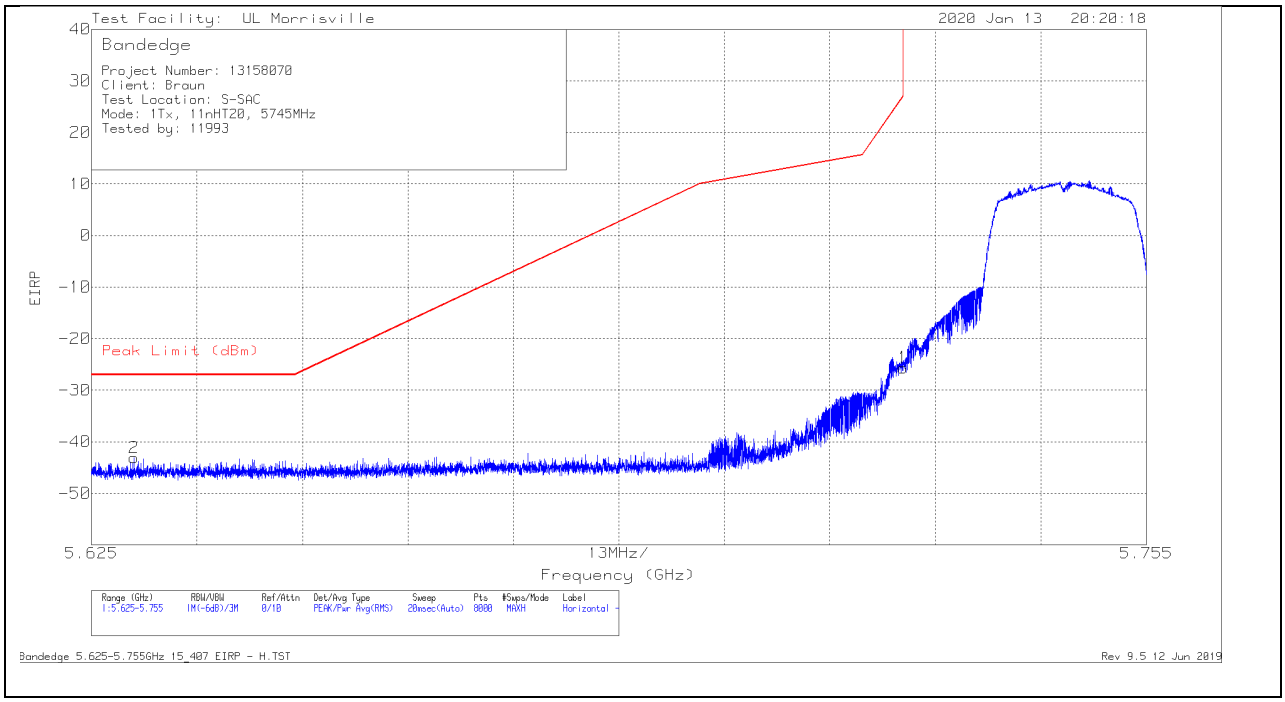

Marker	Frequency (GHz)	Meter Reading (dBm)	Det	AT0072 (dB/m)	Amp/Cbl/Fltr/Pad (dB)	Conversion Factor (dB)	Corrected Reading EIRP	Peak Limit (dBm)	PK Margin (dB)	Azimuth (Degs)	Height (cm)	Polarity
2	5.63023	-66.18	Pk	34.7	-23.4	11.8	-43.08	-27	-16.08	6	113	H
1	5.725	-48.85	Pk	34.7	-23.3	11.8	-25.65	27	-52.65	6	113	H

Pk - Peak detector

UL LLC
12 Laboratory Dr., RTP, NC 27709; USA TEL:(919)-549-1400
This report shall not be reproduced except in full, without the written approval of UL LLC

VERTICAL RESULT

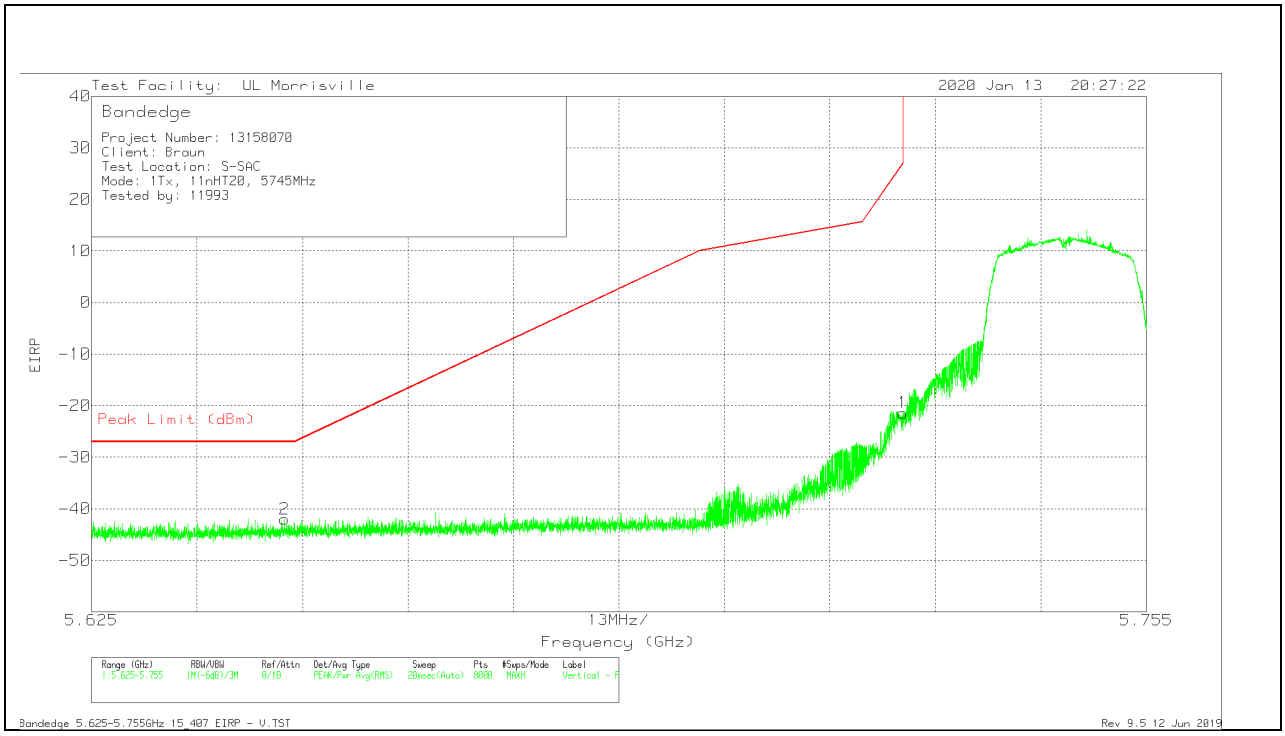

Marker	Frequency (GHz)	Meter Reading (dBm)	Det	AT0072 (dB/m)	Amp/Cbl/Fltr/Pad (dB)	Conversion Factor (dB)	Corrected Reading EIRP	Peak Limit (dBm)	PK Margin (dB)	Azimuth (Degs)	Height (cm)	Polarity
2	5.64879	-65.28	Pk	34.7	-23.2	11.8	-41.98	-27	-14.98	181	142	V
1	5.725	-44.59	Pk	34.7	-23.3	11.8	-21.39	27	-48.39	181	142	V

Pk - Peak detector

UL LLC
12 Laboratory Dr., RTP, NC 27709; USA TEL:(919)-549-1400
This report shall not be reproduced except in full, without the written approval of UL LLC

BANDEDGE (HIGH CHANNEL)

HORIZONTAL RESULT

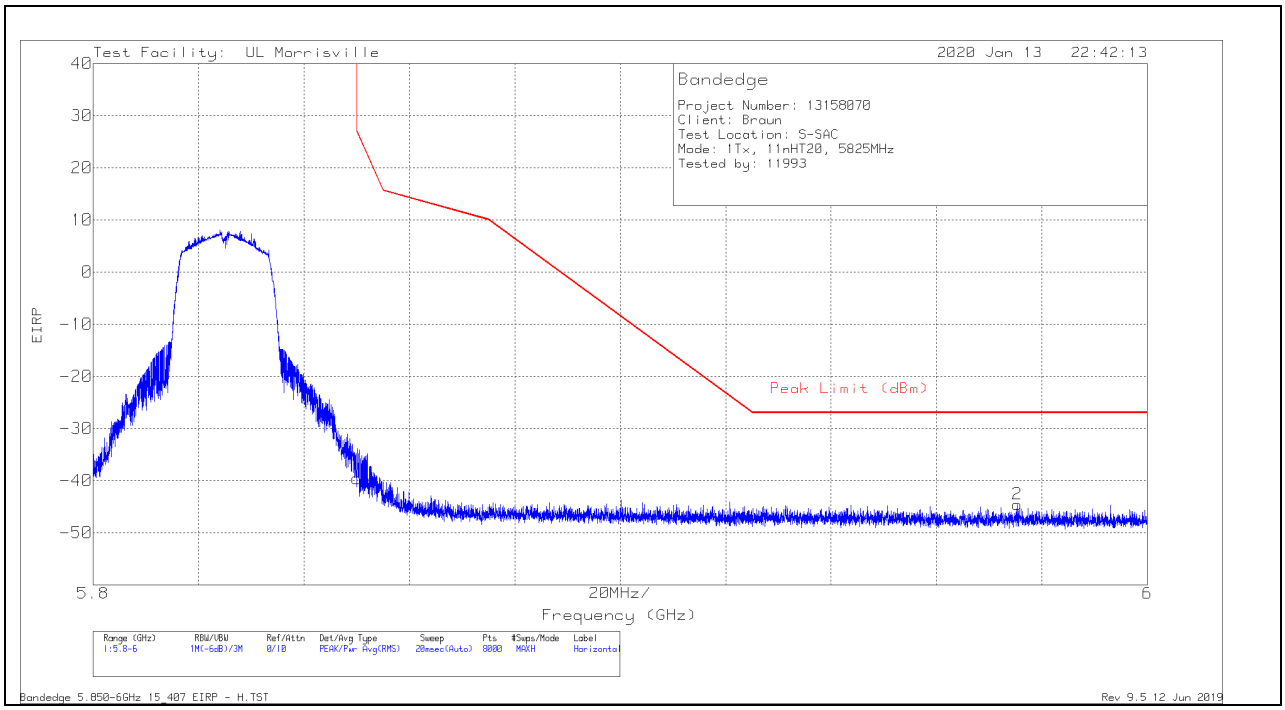

Marker	Frequency (GHz)	Meter Reading (dBm)	Det	AT0072 (dB/m)	Amp/Cbl/Fltr/Pad (dB)	Conversion Factor (dB)	DC Corr (dB)	Corrected Reading EIRP	Peak Limit (dBm)	PK Margin (dB)	Azimuth (Degs)	Height (cm)	Polarity
1	5.85001	-63.08	Pk	34.8	-23.1	11.8	0	-39.58	26.99	-66.57	208	136	H
2	5.97532	-68.44	Pk	35	-22.9	11.8	0	-44.54	-27	-17.54	208	136	H

Pk - Peak detector

UL LLC
12 Laboratory Dr., RTP, NC 27709; USA TEL:(919)-549-1400
This report shall not be reproduced except in full, without the written approval of UL LLC

VERTICAL RESULT

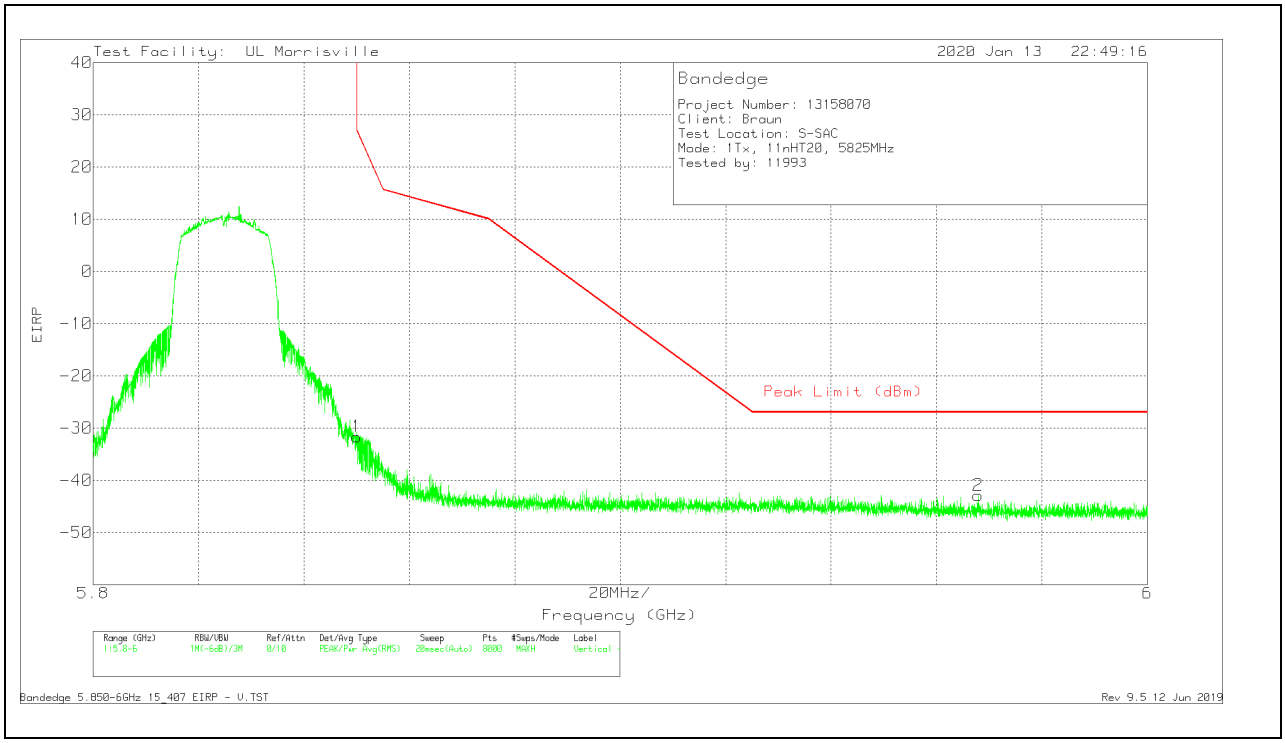

Marker	Frequency (GHz)	Meter Reading (dBm)	Det	AT0072 (dB/m)	Amp/Cbl/Fltr/Pad (dB)	Conversion Factor (dB)	Corrected Reading EIRP	Peak Limit (dBm)	PK Margin (dB)	Azimuth (Degs)	Height (cm)	Polarity
1	5.85001	-55.15	Pk	34.8	-23.1	11.8	-31.65	26.99	-58.64	162	156	V
2	5.9679	-66.78	Pk	35	-22.9	11.8	-42.88	-27	-15.88	162	156	V

Pk - Peak detector

UL LLC
12 Laboratory Dr., RTP, NC 27709; USA TEL:(919)-549-1400
This report shall not be reproduced except in full, without the written approval of UL LLC

HARMONICS AND SPURIOUS EMISSIONS

LOW CHANNEL RESULTS

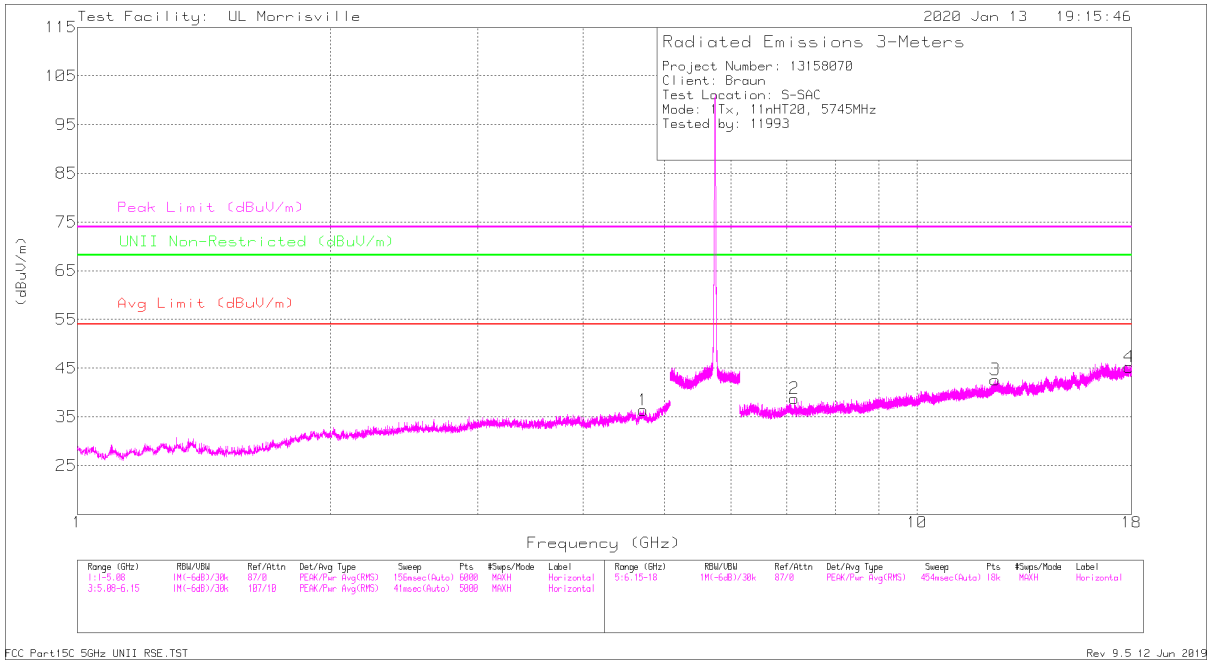

HORIZONTAL

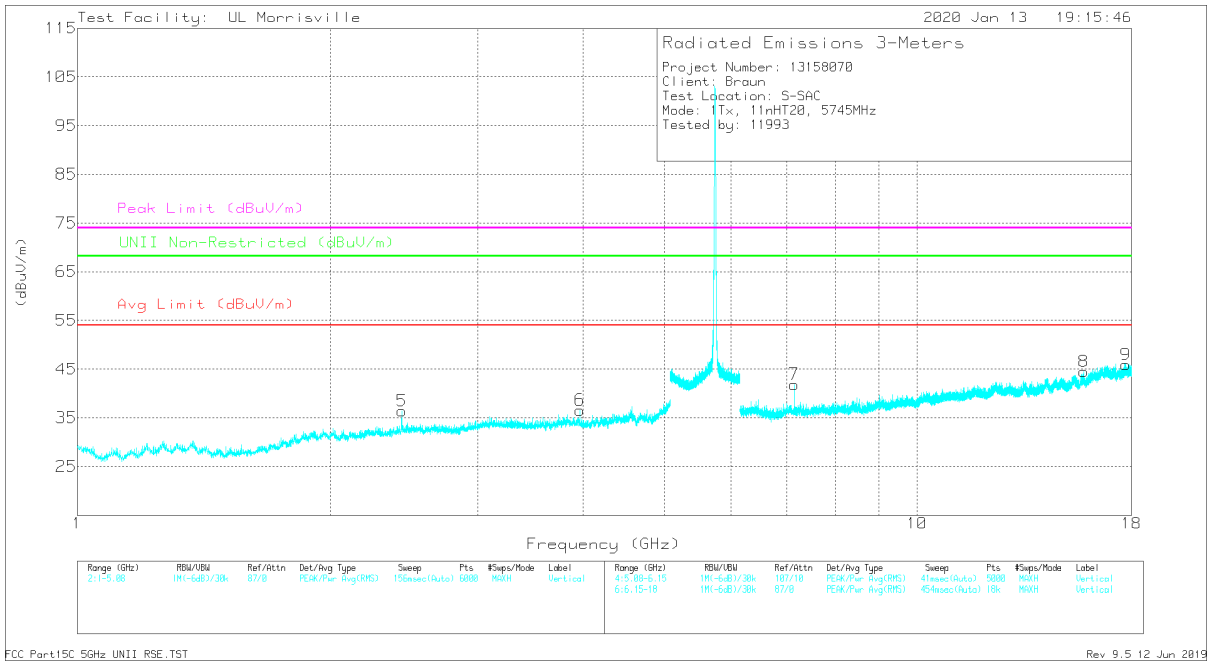

VERTICAL

UL LLC
12 Laboratory Dr., RTP, NC 27709; USA TEL:(919)-549-1400
This report shall not be reproduced except in full, without the written approval of UL LLC

RADIATED EMISSIONS

Marker	Frequency (GHz)	Meter Reading (dBuV)	Det	AT0072 (dB/m)	Amp/Cbl/Fltr/Pad (dB)	DC Corr (dB)	Corrected Reading (dBuV/m)	Avg Limit (dBuV/m)	Margin (dB)	Peak Limit (dBuV/m)	PK Margin (dB)	UNII Non-Restricted (dBuV/m)	PK Margin (dB)	Azimuth (Degs)	Height (cm)	Polarity
1	* ** 4.72062	39.32	PK-U	34	-31	0	42.32	-	-	74	-31.68	-	-	152	102	H
	* ** 4.71779	26.4	ADV	34	-31	.68	30.08	54	-23.92	-	-	-	-	152	102	H
6	* ** 3.96524	42.44	PK-U	33.4	-31.6	0	44.24	-	-	74	-29.76	-	-	217	391	V
	* ** 3.96504	30.47	ADV	33.4	-31.6	.68	32.95	54	-21.05	-	-	-	-	217	391	V
3	* ** 12.38774	33.49	PK-U	38.8	-23.5	0	48.79	-	-	74	-25.21	-	-	289	263	H
	* ** 12.38897	20.68	ADV	38.8	-23.5	.68	36.66	54	-17.34	-	-	-	-	289	263	H
4	* ** 17.89268	33.06	PK-U	41.2	-22	0	52.26	-	-	74	-21.74	-	-	253	318	H
	* ** 17.89297	20.46	ADV	41.2	-22	.68	40.34	54	-13.66	-	-	-	-	253	318	H
8	* ** 15.80085	33.69	PK-U	40.4	-23.3	0	50.79	-	-	74	-23.21	-	-	121	276	V
	* ** 15.80086	20.68	ADV	40.4	-23.3	.68	38.46	54	-15.54	-	-	-	-	121	276	V
9	* ** 17.73498	34.13	PK-U	41.2	-22	0	53.33	-	-	74	-20.67	-	-	347	250	V
	* ** 17.73579	20.71	ADV	41.2	-22	.68	40.59	54	-13.41	-	-	-	-	347	250	V
5	2.43628	43.21	PK-U	32.1	-34	0	41.31	-	-	-	-	68.2	-26.89	59	243	V
7	7.13663	40.64	PK-U	35.7	-28.5	0	47.84	-	-	-	-	68.2	-20.36	219	139	V
2	7.13704	38.29	PK-U	35.7	-28.5	0	45.49	-	-	-	-	68.2	-22.71	328	113	H

* - indicates frequency in CFR47 Pt 15 / IC RSS-Restricted Band
** - indicates frequency in Taiwan NCC LP0002 Restricted Band
PK-U - U-NII: Maximum Peak
ADV - U-NII AD primary method, Linear Voltage Average

UL LLC
12 Laboratory Dr., RTP, NC 27709; USA TEL:(919)-549-1400
This report shall not be reproduced except in full, without the written approval of UL LLC

MID CHANNEL RESULTS

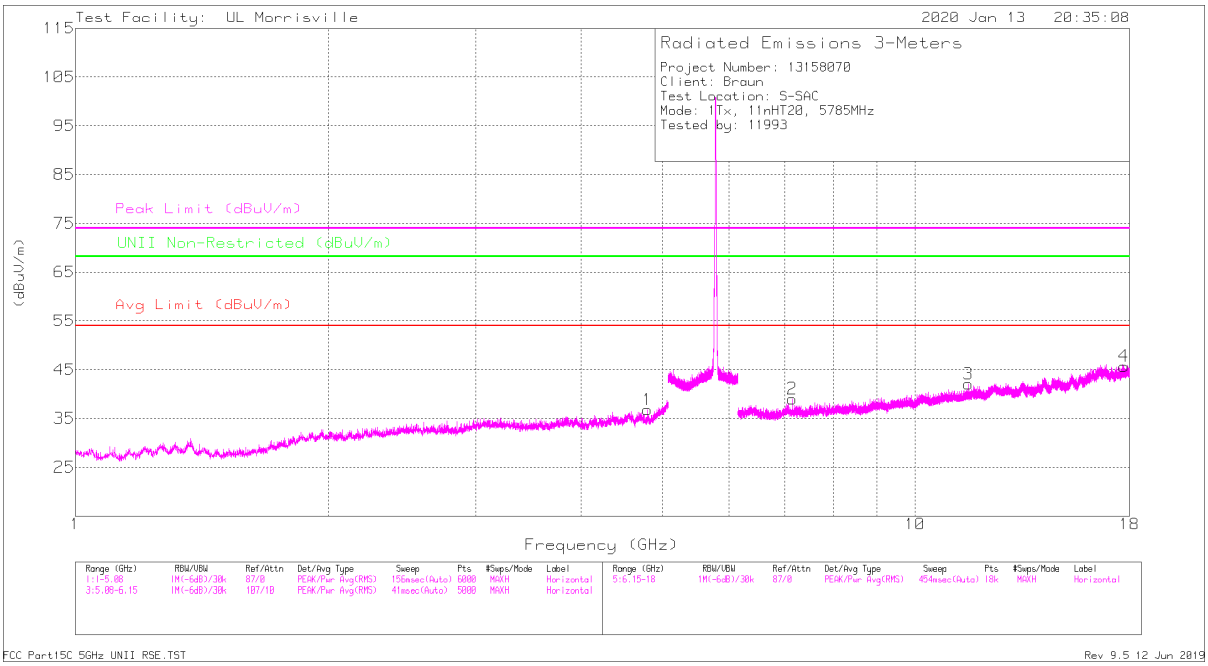

HORIZONTAL

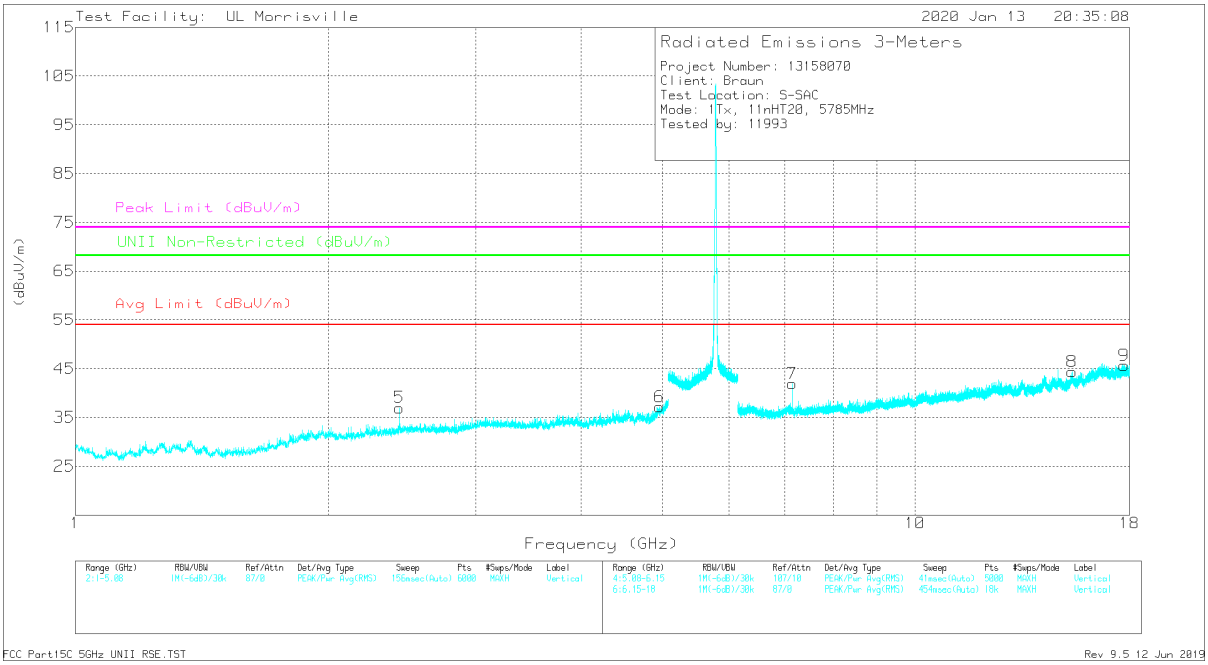

VERTICAL

UL LLC
12 Laboratory Dr., RTP, NC 27709; USA
TEL:(919)-549-1400

This report shall not be reproduced except in full, without the written approval of UL LLC

RADIATED EMISSIONS

Marker	Frequency (GHz)	Meter Reading (dBuV)	Det	AT0072 (dB/m)	Amp/Cbl/Fltr/Pad (dB)	DC Corr (dB)	Corrected Reading (dBuV/m)	Avg Limit (dBuV/m)	Margin (dB)	Peak Limit (dBuV/m)	PK Margin (dB)	UNII Non-Restricted (dBuV/m)	PK Margin (dB)	Azimuth (Degs)	Height (cm)	Polarity
1	* ** 4.80256	38.48	PK-U	34.2	-30.7	0	41.98	-	-	74	-32.02	-	-	316	183	H
	* ** 4.80232	25.78	ADV	34.2	-30.7	.68	29.96	54	-24.04	-	-	-	-	316	183	H
6	* ** 4.95965	38.62	PK-U	34.1	-29.5	0	43.22	-	-	74	-30.78	-	-	99	121	V
	* ** 4.96006	25.96	ADV	34.1	-29.5	.68	31.24	54	-22.76	-	-	-	-	99	121	V
3	* ** 11.5691	33.8	PK-U	38.2	-24.5	0	47.5	-	-	74	-26.5	-	-	16	245	H
	* ** 11.56857	21.43	ADV	38.2	-24.5	.68	35.81	54	-18.19	-	-	-	-	16	245	H
4	* ** 17.73916	34.08	PK-U	41.3	-22	0	53.38	-	-	74	-20.62	-	-	240	279	H
	* ** 17.73895	20.79	ADV	41.3	-22	.68	40.77	54	-13.23	-	-	-	-	240	279	H
8	* ** 15.38068	33.57	PK-U	39.9	-22.3	0	51.17	-	-	74	-22.83	-	-	266	227	V
	* ** 15.37478	20.77	ADV	39.9	-22.4	.68	38.95	54	-15.05	-	-	-	-	266	227	V
9	* ** 17.73692	33.71	PK-U	41.2	-22	0	52.91	-	-	74	-21.09	-	-	298	268	V
	* ** 17.73871	21.1	ADV	41.3	-22	.68	41.08	54	-12.92	-	-	-	-	298	268	V
5	2.43241	47.56	PK-U	32.1	-33.9	0	45.76	-	-	-	-	68.2	-22.44	219	181	V
2	7.13662	38.61	PK-U	35.7	-28.5	0	45.81	-	-	-	-	68.2	-22.39	328	101	H
7	7.1371	41.77	PK-U	35.7	-28.5	0	48.97	-	-	-	-	68.2	-19.23	220	142	V

* - indicates frequency in CFR47 Pt 15 / IC RSS-Restricted Band
** - indicates frequency in Taiwan NCC LP0002 Restricted Band
PK-U - U-NII: Maximum Peak
ADV - U-NII AD primary method, Linear Voltage Average

UL LLC
12 Laboratory Dr., RTP, NC 27709; USA TEL:(919)-549-1400
This report shall not be reproduced except in full, without the written approval of UL LLC

HIGH CHANNEL RESULTS

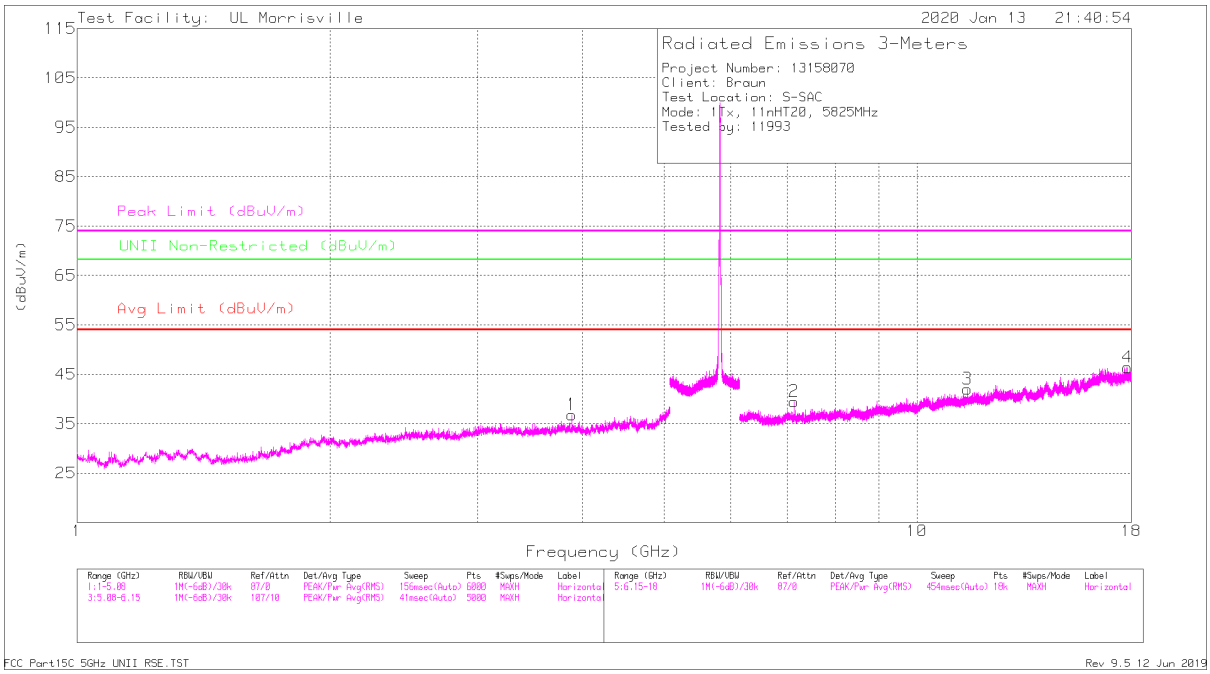

HORIZONTAL

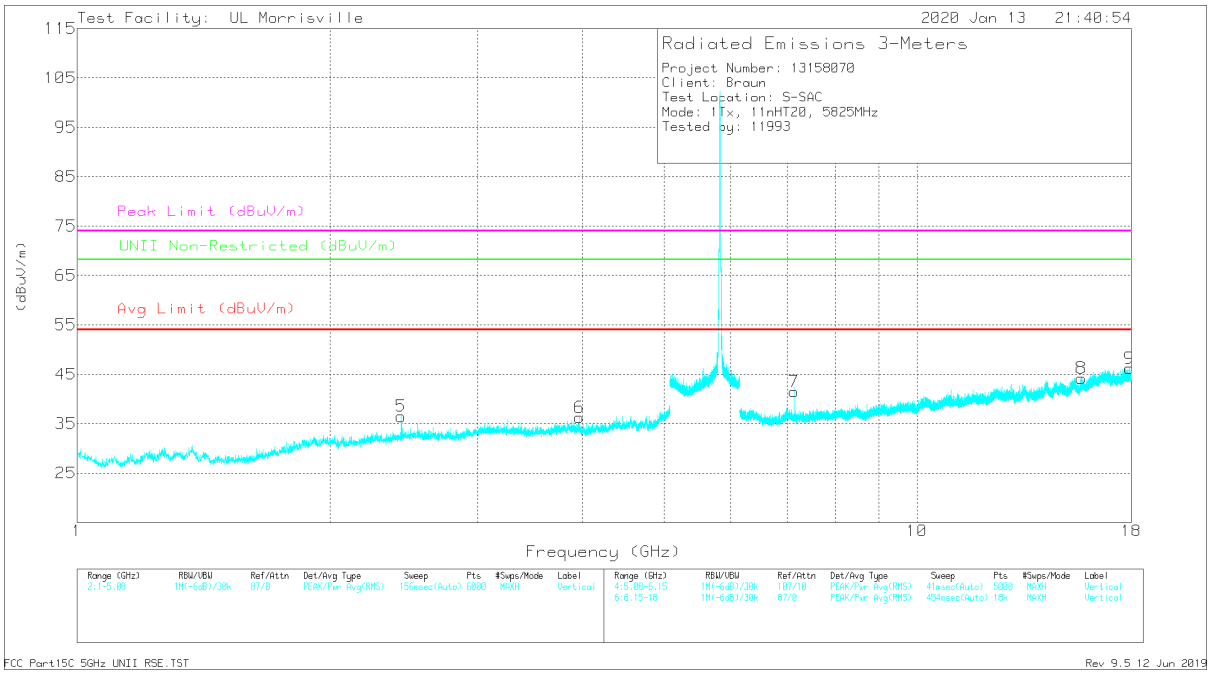

VERTICAL

UL LLC
12 Laboratory Dr., RTP, NC 27709; USA
TEL:(919)-549-1400

This report shall not be reproduced except in full, without the written approval of UL LLC

RADIATED EMISSIONS

Marker	Frequency (GHz)	Meter Reading (dBuV)	Det	AT0072 (dB/m)	Amp/Cbl/Fltr/Pad (dB)	DC Corr (dB)	Corrected Reading (dBuV/m)	Avg Limit (dBuV/m)	Margin (dB)	Peak Limit (dBuV/m)	PK Margin (dB)	UNII Non-Restricted (dBuV/m)	PK Margin (dB)	Azimuth (Degs)	Height (cm)	Polarity
1	* ** 3.88341	41.97	PK-U	33.4	-32.4	0	42.97	-	-	74	-31.03	-	-	53	109	H
	* ** 3.88342	31.62	ADV	33.4	-32.4	.68	33.3	54	-20.7	-	-	-	-	53	109	H
6	* ** 3.96509	43.11	PK-U	33.4	-31.6	0	44.91	-	-	74	-29.09	-	-	7	108	V
	* ** 3.96497	30.77	ADV	33.4	-31.6	.68	33.25	54	-20.75	-	-	-	-	7	108	V
3	* ** 11.4815	34.04	PK-U	38.1	-24.4	0	47.74	-	-	74	-26.26	-	-	128	223	H
	* ** 11.48036	21	ADV	38.1	-24.4	.68	35.38	54	-18.62	-	-	-	-	128	223	H
4	* ** 17.80312	32.58	PK-U	41.2	-22.1	0	51.68	-	-	74	-22.32	-	-	161	145	H
	* ** 17.80017	20.35	ADV	41.2	-22.1	.68	40.13	54	-13.87	-	-	-	-	161	145	H
8	* ** 15.69415	32.53	PK-U	40.2	-22.9	0	49.83	-	-	74	-24.17	-	-	94	318	V
	* ** 15.69189	20.49	ADV	40.2	-23	.68	38.37	54	-15.63	-	-	-	-	94	318	V
9	* ** 17.90653	33.33	PK-U	41.2	-21.9	0	52.63	-	-	74	-21.37	-	-	218	345	V
	* ** 17.907	20.48	ADV	41.2	-21.9	.68	40.46	54	-13.54	-	-	-	-	218	345	V
5	2.43209	47.42	PK-U	32.1	-33.9	0	45.62	-	-	-	-	68.2	-22.58	351	174	V
2	7.13679	38.83	PK-U	35.7	-28.5	0	46.03	-	-	-	-	68.2	-22.17	319	110	H
7	7.13695	40.16	PK-U	35.7	-28.5	0	47.36	-	-	-	-	68.2	-20.84	202	144	V

* - indicates frequency in CFR47 Pt 15 / IC RSS-Restricted Band
** - indicates frequency in Taiwan NCC LP0002 Restricted Band
PK-U - U-NII: Maximum Peak
ADV - U-NII AD primary method, Linear Voltage Average

UL LLC
12 Laboratory Dr., RTP, NC 27709; USA TEL:(919)-549-1400
This report shall not be reproduced except in full, without the written approval of UL LLC

9.1.15. TX ABOVE 1 GHz 802.11n HT40 MODE IN THE 5.8 GHz BAND

1TX Antenna 1 MODE

BANDEDGE (LOW CHANNEL)

HORIZONTAL RESULT

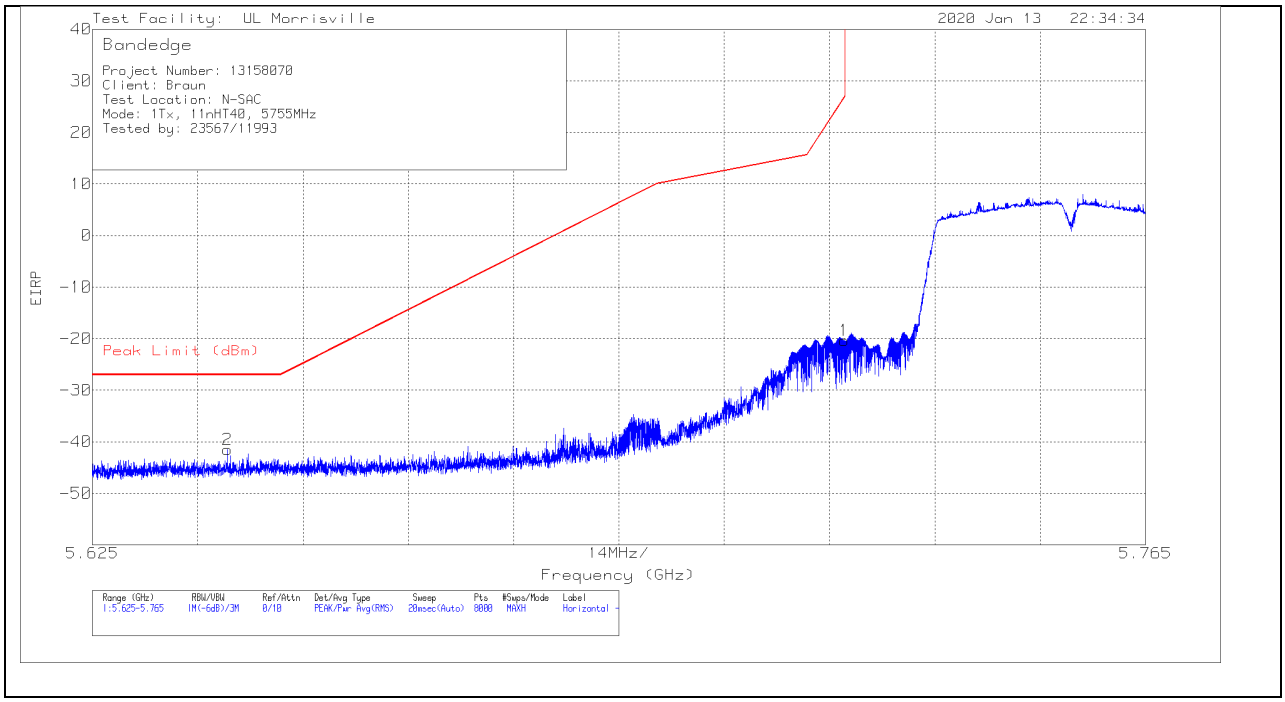

Marker	Frequency (GHz)	Meter Reading (dBm)	Det	AT0067 AF (dBuV/m)	Amp/Cbl/Fltr/Pad (dB)	Conversion Factor (dB)	DC Corr (dB)	Corrected Reading EIRP	Peak Limit (dBm)	PK Margin (dB)	Azimuth (Degs)	Height (cm)	Polarity
2	5.64296	-65	Pk	34.6	-22.9	11.8	0	-41.5	-27	-14.5	356	108	H
1	5.72499	-43.89	Pk	34.6	-22.9	11.8	0	-20.39	26.97	-47.36	356	108	H

Pk - Peak detector

UL LLC
12 Laboratory Dr., RTP, NC 27709; USA TEL:(919)-549-1400
This report shall not be reproduced except in full, without the written approval of UL LLC

VERTICAL RESULT

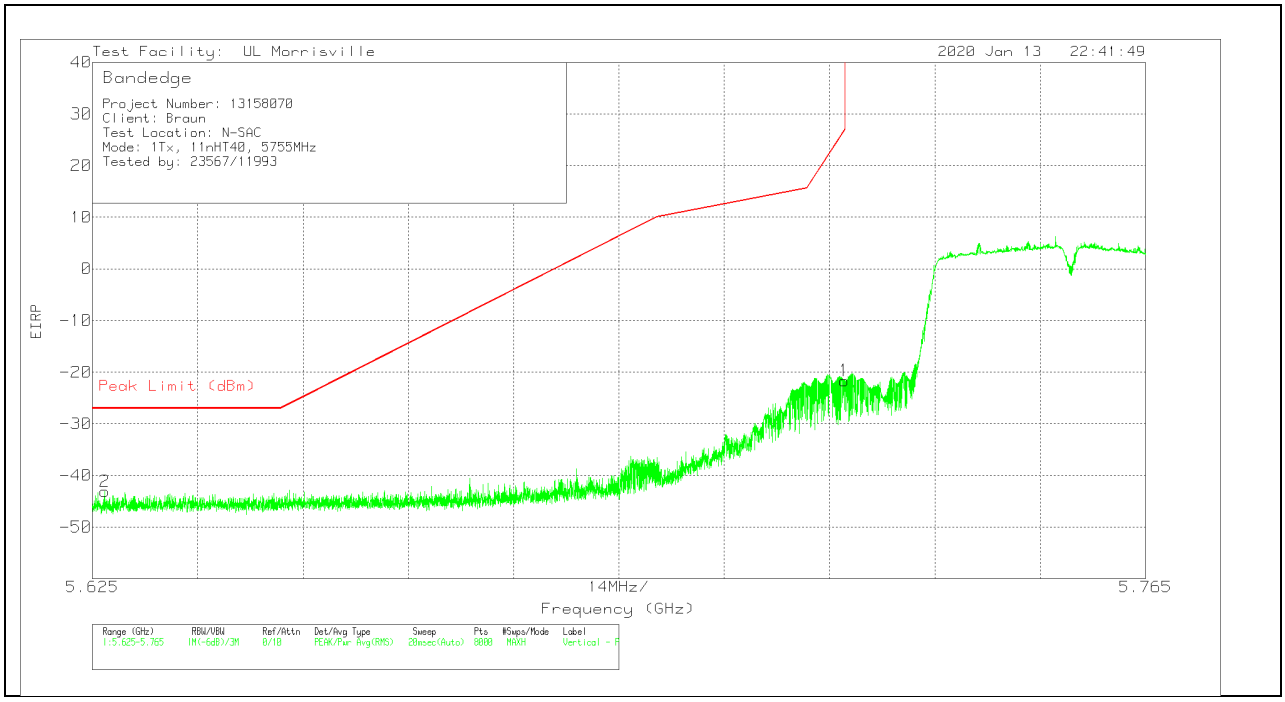

Marker	Frequency (GHz)	Meter Reading (dBm)	Det	AT0067 AF (dBuV/m)	Amp/Cbl/Fltr/Pad (dB)	Conversion Factor (dB)	DC Corr (dB)	Corrected Reading EIRP	Peak Limit (dBm)	PK Margin (dB)	Azimuth (Degs)	Height (cm)	Polarity
2	5.62663	-66.51	Pk	34.6	-23	11.8	0	-43.11	-27	-16.11	40	138	V
1	5.72499	-45.14	Pk	34.6	-22.9	11.8	0	-21.64	26.97	-48.61	40	138	V

Pk - Peak detector

UL LLC
12 Laboratory Dr., RTP, NC 27709; USA TEL:(919)-549-1400
This report shall not be reproduced except in full, without the written approval of UL LLC

BANDEDGE (HIGH CHANNEL)

HORIZONTAL RESULT

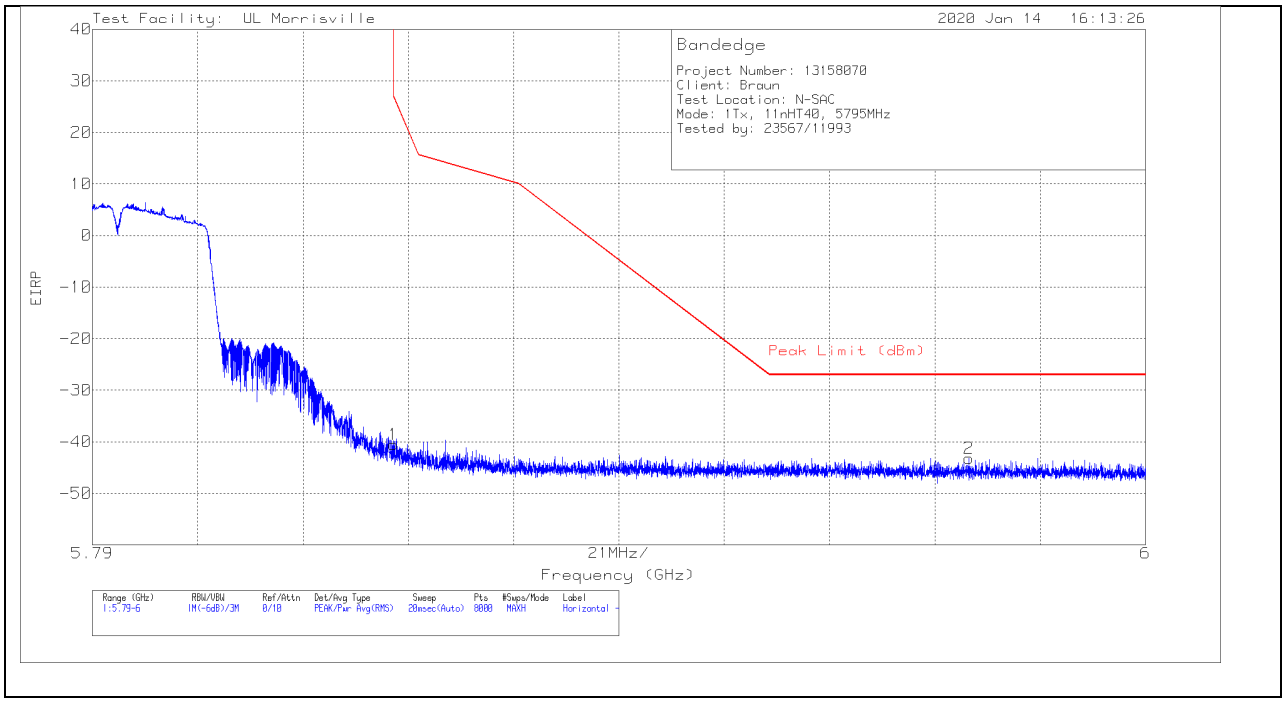

Marker	Frequency (GHz)	Meter Reading (dBm)	Det	AT0067 AF (dBuV/m)	Amp/Cbl/Fltr/Pad (dB)	Conversion Factor (dB)	DC Corr (dB)	Corrected Reading EIRP	Peak Limit (dBm)	PK Margin (dB)	Azimuth (Degs)	Height (cm)	Polarity
1	5.85001	-64.72	Pk	34.8	-22.4	11.8	0	-40.52	26.97	-67.49	349	119	H
2	5.96474	-68.09	Pk	35	-21.9	11.8	0	-43.19	-27	-16.19	349	119	H

Pk - Peak detector

UL LLC
12 Laboratory Dr., RTP, NC 27709; USA TEL:(919)-549-1400
This report shall not be reproduced except in full, without the written approval of UL LLC

VERTICAL RESULT

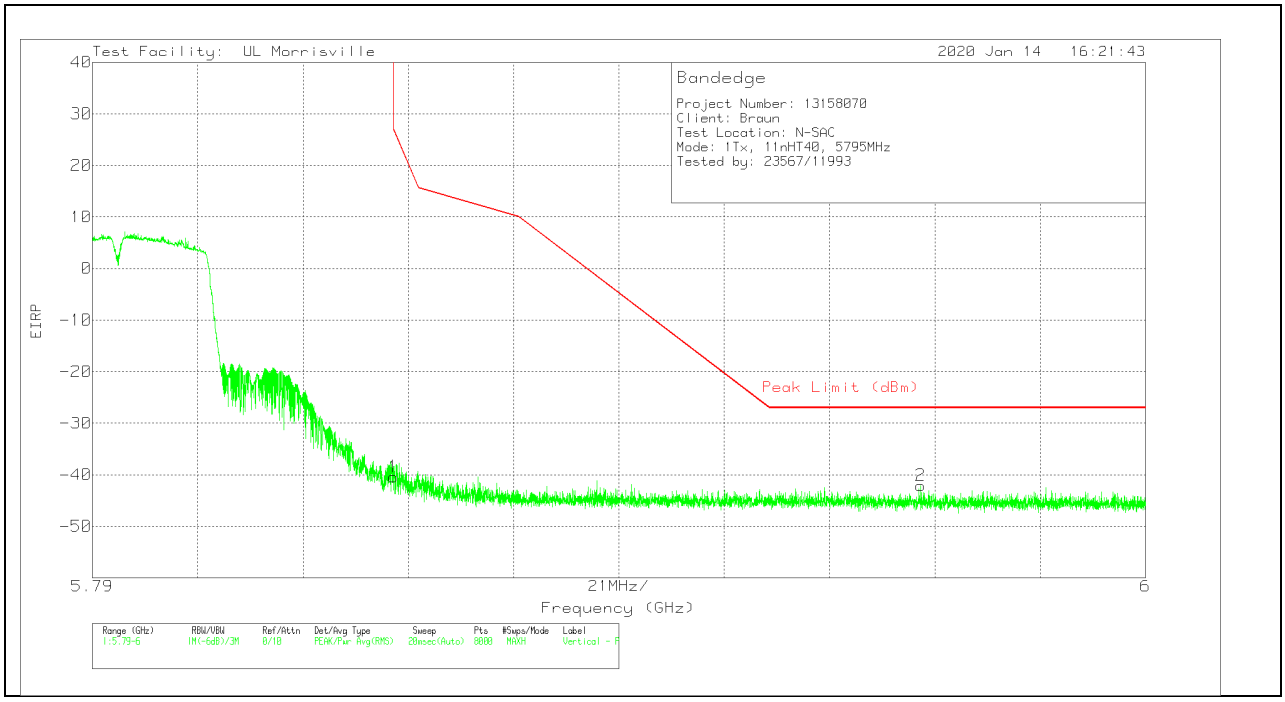

Marker	Frequency (GHz)	Meter Reading (dBm)	Det	AT0067 AF (dBuV/m)	Amp/Cbl/Fltr/Pad (dB)	Conversion Factor (dB)	DC Corr (dB)	Corrected Reading EIRP	Peak Limit (dBm)	PK Margin (dB)	Azimuth (Degs)	Height (cm)	Polarity
1	5.85001	-64.58	Pk	34.8	-22.4	11.8	0	-40.38	26.97	-67.35	119	234	V
2	5.95518	-66.86	Pk	34.9	-21.9	11.8	0	-42.06	-27	-15.06	119	234	V

Pk - Peak detector

UL LLC
12 Laboratory Dr., RTP, NC 27709; USA TEL:(919)-549-1400
This report shall not be reproduced except in full, without the written approval of UL LLC

HARMONICS AND SPURIOUS EMISSIONS

LOW CHANNEL RESULTS

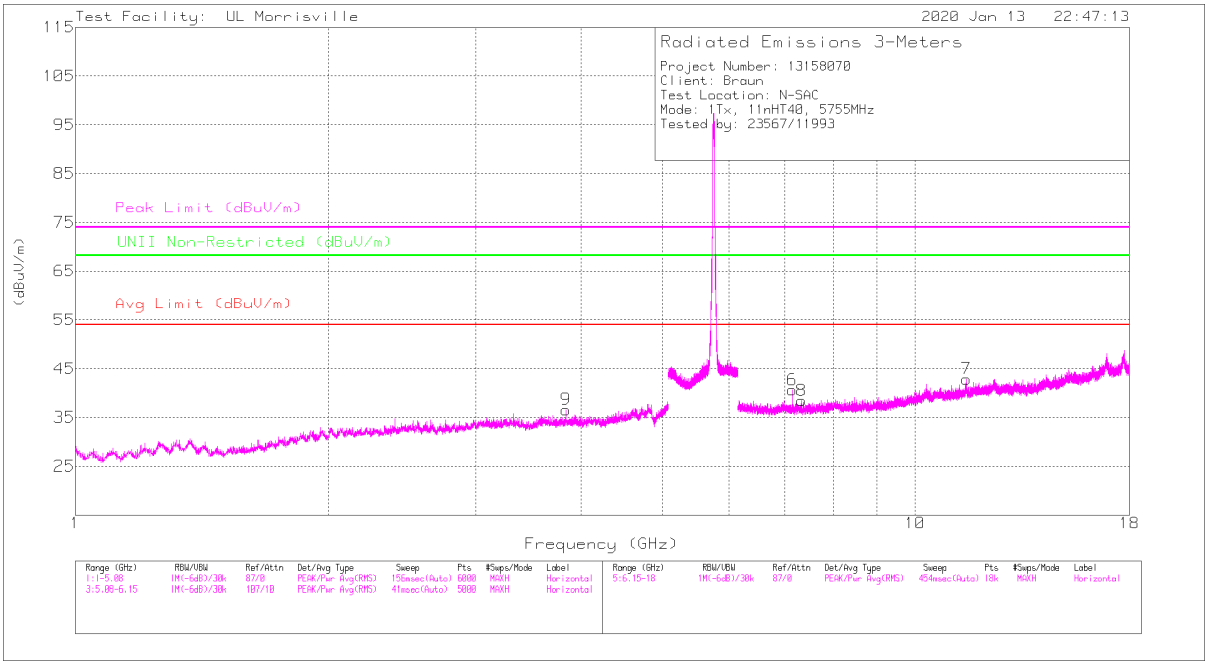

HORIZONTAL

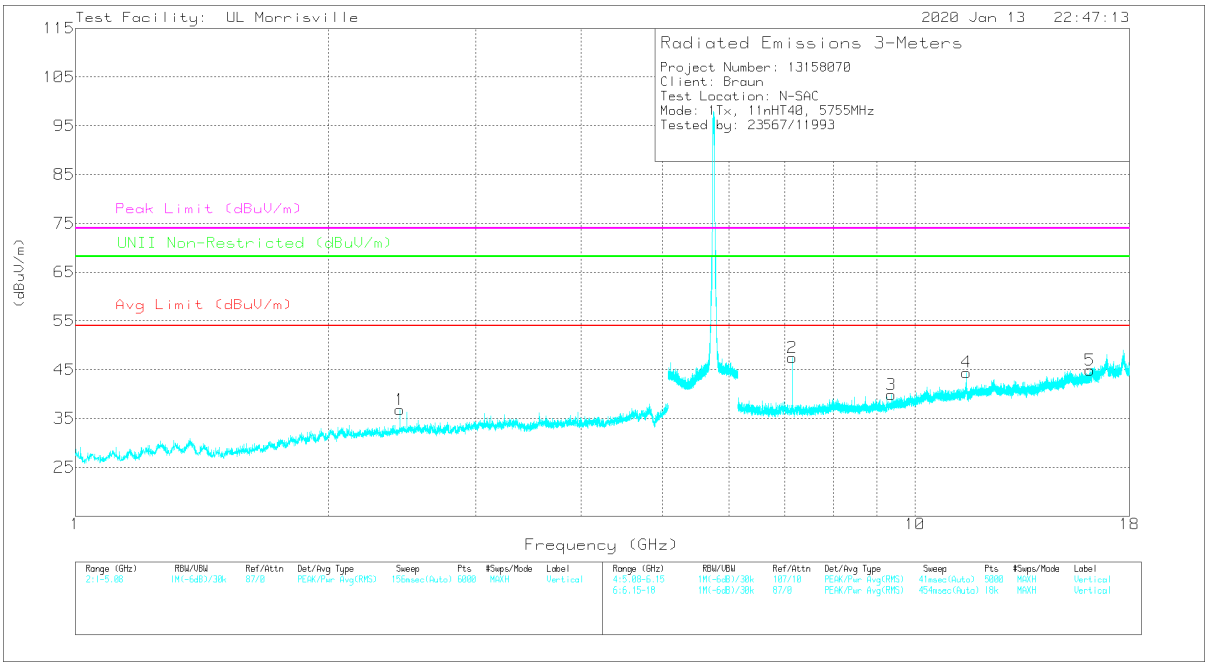

VERTICAL

UL LLC
12 Laboratory Dr., RTP, NC 27709; USA TEL:(919)-549-1400
This report shall not be reproduced except in full, without the written approval of UL LLC

RADIATED EMISSIONS

Marker	Frequency (GHz)	Meter Reading (dBuV)	Det	AT0067 AF (dBuV/m)	Amp/Cbl/Fltr/Pad (dB)	DC Corr (dB)	Corrected Reading (dBuV/m)	Avg Limit (dBuV/m)	Margin (dB)	Peak Limit (dBuV/m)	PK Margin (dB)	UNII Non-Restricted (dBuV/m)	PK Margin (dB)	Azimuth (Degs)	Height (cm)	Polarity
9	* ** 3.8365	42.59	PK-U	33.5	-32.5	0	43.59	-	-	74	-30.41	-	-	11	127	H
	* ** 3.83673	31.38	ADV	33.5	-32.5	1.23	33.61	54	-20.39	-	-	-	-	11	127	H
7	* ** 11.51108	37.22	PK-U	38.2	-25.5	0	49.92	-	-	74	-24.08	-	-	47	107	H
	* ** 11.51049	23.56	ADV	38.2	-25.5	1.23	37.49	54	-16.51	-	-	-	-	47	107	H
8	* ** 7.32427	38.62	PK-U	35.6	-29.7	0	44.52	-	-	74	-29.48	-	-	353	368	H
	* ** 7.32279	25.08	ADV	35.6	-29.7	1.23	32.21	54	-21.79	-	-	-	-	353	368	H
3	* ** 9.37357	37.87	PK-U	36.4	-28.4	0	45.87	-	-	74	-28.13	-	-	249	189	V
	* ** 9.37358	24.21	ADV	36.4	-28.4	1.23	33.44	54	-20.56	-	-	-	-	249	189	V
4	* ** 11.50971	36.98	PK-U	38.2	-25.5	0	49.68	-	-	74	-24.32	-	-	53	113	V
	* ** 11.50976	23.39	ADV	38.2	-25.5	1.23	37.32	54	-16.68	-	-	-	-	53	113	V
5	* ** 16.14874	36.52	PK-U	40.4	-26	0	50.92	-	-	74	-23.08	-	-	73	255	V
	* ** 16.14892	23.2	ADV	40.4	-26	1.23	38.83	54	-15.17	-	-	-	-	73	255	V
1	2.43453	45.41	PK-U	32.2	-34	0	43.61	-	-	-	-	68.2	-24.59	280	192	V
6	7.13666	41.64	PK-U	35.7	-30.2	0	47.14	-	-	-	-	68.2	-21.06	262	135	H
2	7.137	45.75	PK-U	35.7	-30.2	0	51.25	-	-	-	-	68.2	-16.95	173	101	V

* - indicates frequency in CFR47 Pt 15 / IC RSS-Restricted Band
** - indicates frequency in Taiwan NCC LP0002 Restricted Band
PK-U - U-NII: Maximum Peak
ADV - U-NII AD primary method, Linear Voltage Average
Pk - Peak detector

UL LLC
12 Laboratory Dr., RTP, NC 27709; USA TEL:(919)-549-1400
This report shall not be reproduced except in full, without the written approval of UL LLC

HIGH CHANNEL RESULTS

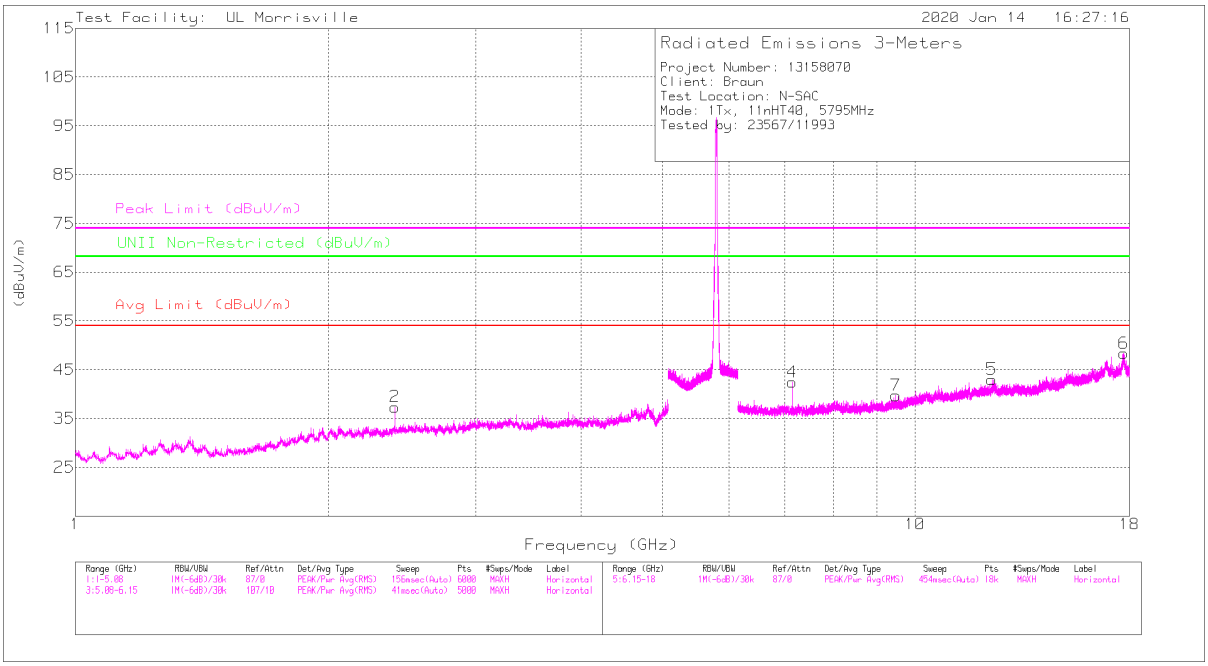

HORIZONTAL

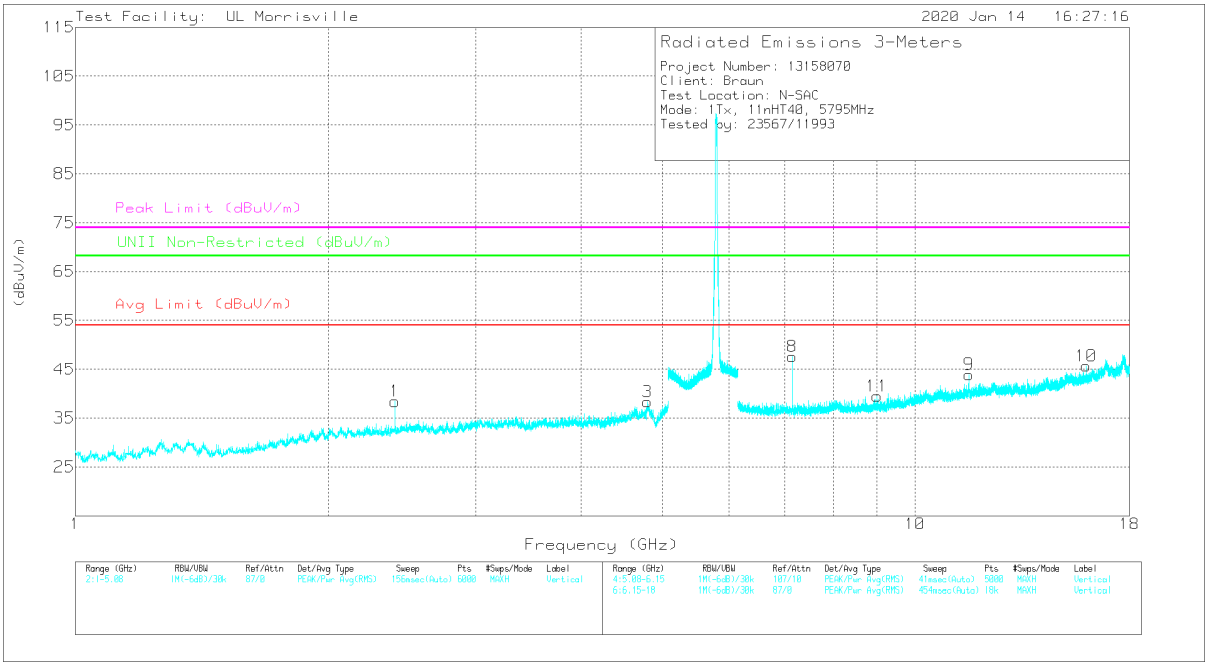

VERTICAL

UL LLC
12 Laboratory Dr., RTP, NC 27709; USA
TEL:(919)-549-1400

This report shall not be reproduced except in full, without the written approval of UL LLC

RADIATED EMISSIONS

Marker	Frequency (GHz)	Meter Reading (dBuV)	Det	AT0067 AF (dBuV/m)	Amp/Cbl/Fltr/Pad (dB)	DC Corr (dB)	Corrected Reading (dBuV/m)	Avg Limit (dBuV/m)	Margin (dB)	Peak Limit (dBuV/m)	PK Margin (dB)	UNII Non-Restricted (dBuV/m)	PK Margin (dB)	Azimuth (Degs)	Height (cm)	Polarity
3	* ** 4.80279	41.44	PK-U	34.1	-30.8	0	44.74	-	-	74	-29.26	-	-	33	366	V
	* ** 4.80159	28.21	ADV	34.1	-30.9	1.23	32.64	54	-21.36	-	-	-	-	33	366	V
5	* ** 12.34268	34.99	PK-U	38.8	-25.7	0	48.09	-	-	74	-25.91	-	-	61	347	H
	* ** 12.34223	22.22	ADV	38.8	-25.7	1.23	36.55	54	-17.45	-	-	-	-	61	347	H
6	* ** 17.71752	34.06	PK-U	41.1	-20.6	0	54.56	-	-	74	-19.44	-	-	106	316	H
	* ** 17.71664	20.46	ADV	41.1	-20.7	1.23	42.09	54	-11.91	-	-	-	-	106	316	H
7	* ** 9.48721	37.08	PK-U	36.5	-28.4	0	45.18	-	-	74	-28.82	-	-	84	242	H
	* ** 9.48729	24	ADV	36.5	-28.4	1.23	33.33	54	-20.67	-	-	-	-	84	242	H
9	* ** 11.58935	38.54	PK-U	38.3	-26.4	0	50.44	-	-	74	-23.56	-	-	58	111	V
	* ** 11.58926	24.53	ADV	38.3	-26.4	1.23	37.66	54	-16.34	-	-	-	-	58	111	V
10	* ** 15.99599	36.67	PK-U	40.4	-27	0	50.07	-	-	74	-23.93	-	-	90	134	V
	* ** 15.99571	23.7	ADV	40.4	-27	1.23	38.33	54	-15.67	-	-	-	-	90	134	V
11	* ** 9.01007	36.96	PK-U	36	-28.4	0	44.56	-	-	74	-29.44	-	-	354	332	V
	* ** 9.01006	23.8	ADV	36	-28.4	1.23	32.63	54	-21.37	-	-	-	-	354	332	V
2	2.4018	45.49	PK-U	32	-34.2	0	43.29	-	-	-	-	68.2	-24.91	36	115	H
1	2.40186	45.04	PK-U	32	-34.2	0	42.84	-	-	-	-	68.2	-25.36	149	322	V
4	7.13682	45.9	PK-U	35.7	-30.2	0	51.4	-	-	-	-	68.2	-16.8	172	102	H
8	7.13708	42.96	PK-U	35.7	-30.2	0	48.46	-	-	-	-	68.2	-19.74	260	102	V

* - indicates frequency in CFR47 Pt 15 / IC RSS-Restricted Band
** - indicates frequency in Taiwan NCC LP0002 Restricted Band
PK-U - U-NII: Maximum Peak
ADV - U-NII AD primary method, Linear Voltage Average
Pk - Peak detector

UL LLC
12 Laboratory Dr., RTP, NC 27709; USA TEL:(919)-549-1400
This report shall not be reproduced except in full, without the written approval of UL LLC

9.1.16. TX ABOVE 1 GHz 802.11ac VHT80 MODE IN THE 5.8 GHz BAND

1TX Antenna 1 MODE

BANDEDGE (CHANNEL 155 LOW EDGE)

HORIZONTAL RESULT

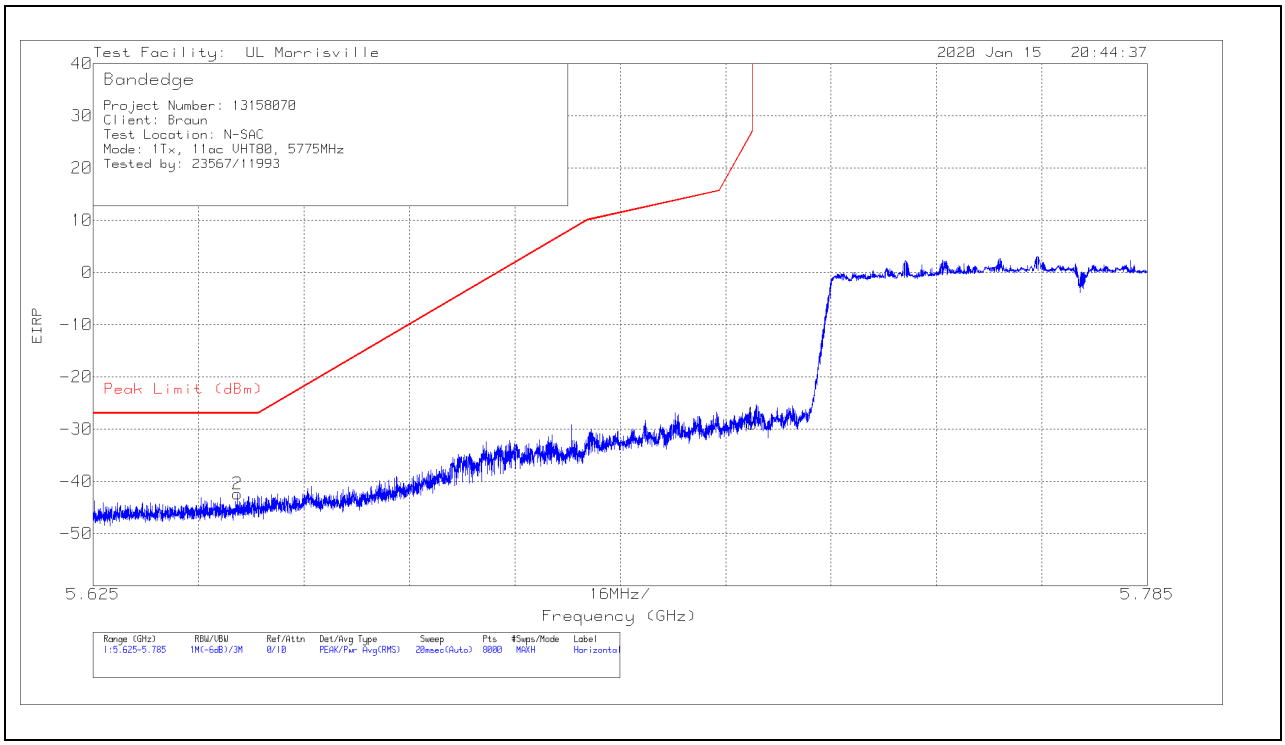

Marker	Frequency (GHz)	Meter Reading (dBm)	Det	AT0067 AF (dBuV/m)	Amp/Cbl/Fltr/Pad (dB)	Conversion Factor (dB)	DC Corr (dB)	Corrected Reading EIRP	Peak Limit (dBm)	PK Margin (dB)	Azimuth (Degs)	Height (cm)	Polarity
2	5.64688	-65.89	Pk	34.6	-22.9	11.8	0	-42.39	-27	-15.39	30	104	H
1	5.725	-52.5	Pk	34.6	-22.9	11.8	0	-29	26.99	-55.99	30	104	H

Pk - Peak detector

UL LLC
12 Laboratory Dr., RTP, NC 27709; USA TEL:(919)-549-1400
This report shall not be reproduced except in full, without the written approval of UL LLC

VERTICAL RESULT

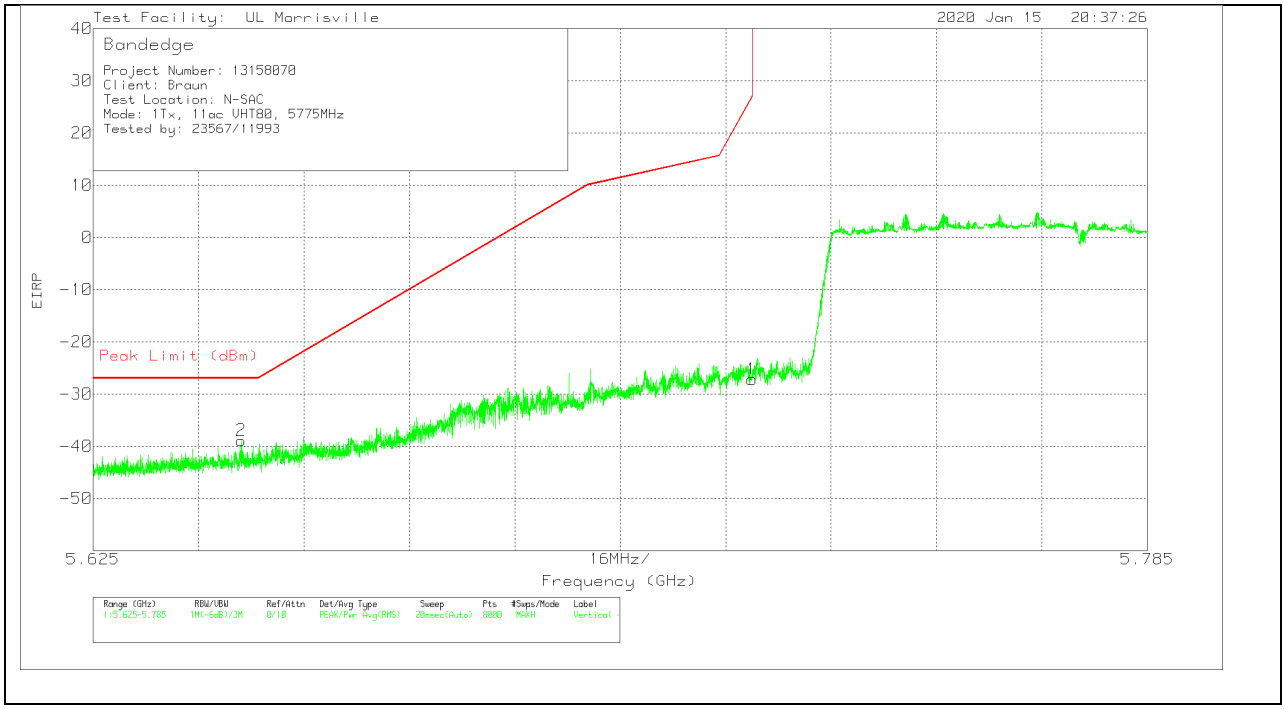

Marker	Frequency (GHz)	Meter Reading (dBm)	Det	AT0067 AF (dBuV/m)	Amp/Cbl/Fltr/Pad (dB)	Conversion Factor (dB)	DC Corr (dB)	Corrected Reading EIRP	Peak Limit (dBm)	PK Margin (dB)	Azimuth (Degs)	Height (cm)	Polarity
2	5.64746	-62.41	Pk	34.6	-22.9	11.8	0	-38.91	-27	-11.91	51	103	V
1	5.725	-50.67	Pk	34.6	-22.9	11.8	0	-27.17	26.99	-54.16	51	103	V

Pk - Peak detector

UL LLC
12 Laboratory Dr., RTP, NC 27709; USA
TEL:(919)-549-1400
This report shall not be reproduced except in full, without the written approval of UL LLC

BANDEDGE (CHANNEL 155 HIGH EDGE)

HORIZONTAL RESULT

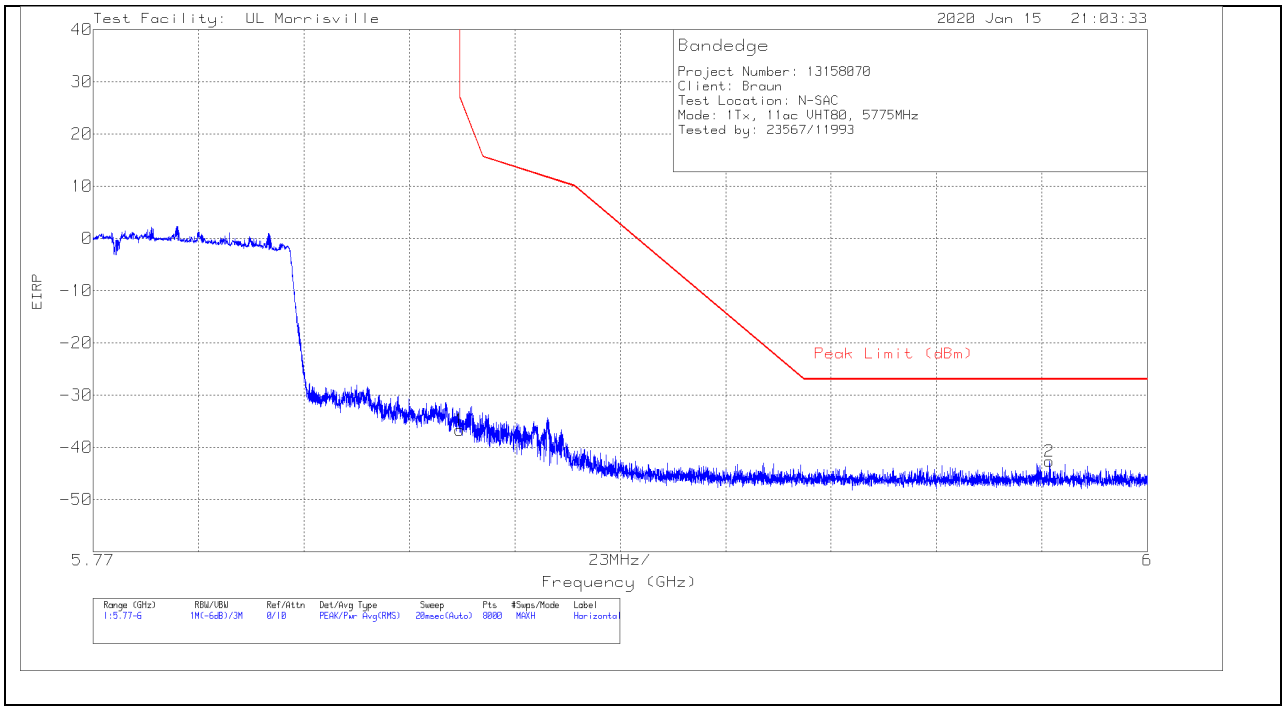

Marker	Frequency (GHz)	Meter Reading (dBm)	Det	AT0067 AF (dBuV/m)	Amp/Cbl/Fltr/Pad (dB)	Conversion Factor (dB)	DC Corr (dB)	Corrected Reading EIRP	Peak Limit (dBm)	PK Margin (dB)	Azimuth (Degs)	Height (cm)	Polarity
1	5.85002	-60.88	Pk	34.8	-22.4	11.8	0	-36.68	26.95	-63.63	314	116	H
2	5.97861	-67.7	Pk	35	-21.8	11.8	0	-42.7	-27	-15.7	314	116	H

Pk - Peak detector

UL LLC
12 Laboratory Dr., RTP, NC 27709; USA TEL:(919)-549-1400
This report shall not be reproduced except in full, without the written approval of UL LLC

VERTICAL RESULT

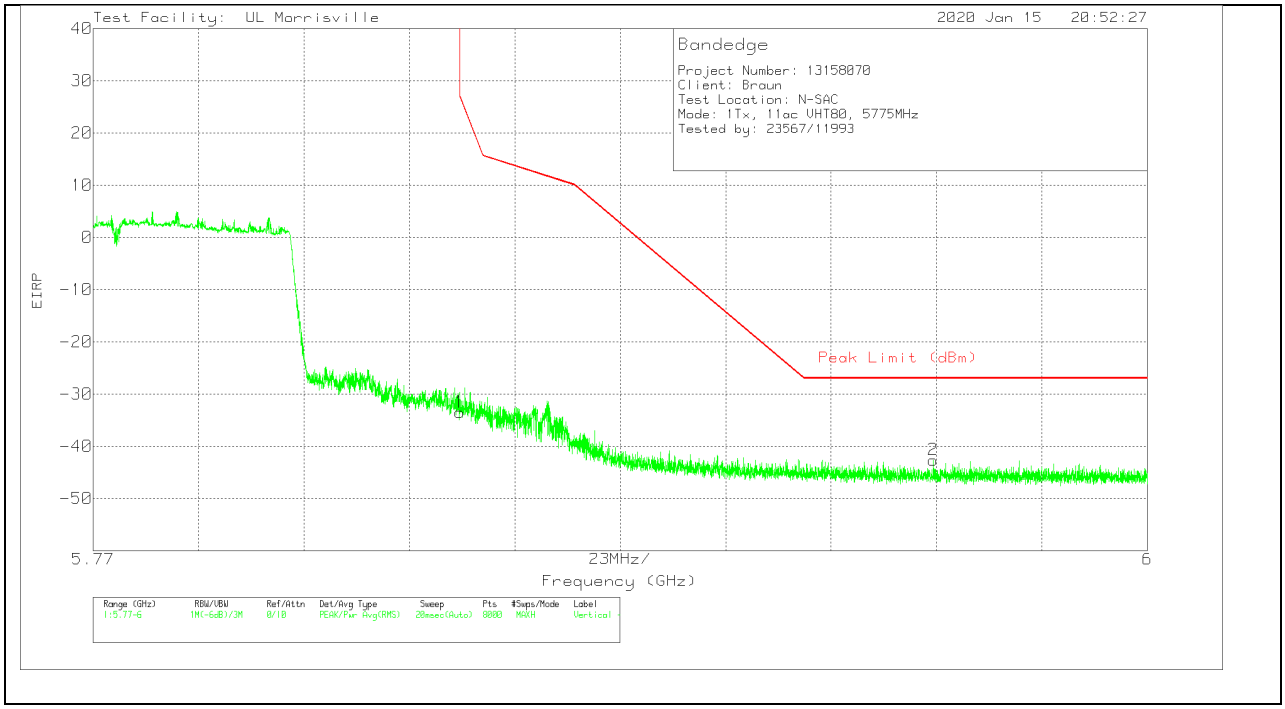

Marker	Frequency (GHz)	Meter Reading (dBm)	Det	AT0067 AF (dBuV/m)	Amp/Cbl/Fltr/Pad (dB)	Conversion Factor (dB)	DC Corr (dB)	Corrected Reading EIRP	Peak Limit (dBm)	PK Margin (dB)	Azimuth (Degs)	Height (cm)	Polarity
1	5.85002	-57.67	Pk	34.8	-22.4	11.8	0	-33.47	26.95	-60.42	128	106	V
2	5.95331	-67.42	Pk	34.9	-21.9	11.8	0	-42.62	-27	-15.62	128	106	V

Pk - Peak detector

UL LLC
12 Laboratory Dr., RTP, NC 27709; USA TEL:(919)-549-1400
This report shall not be reproduced except in full, without the written approval of UL LLC

HARMONICS AND SPURIOUS EMISSIONS

MID CHANNEL RESULTS

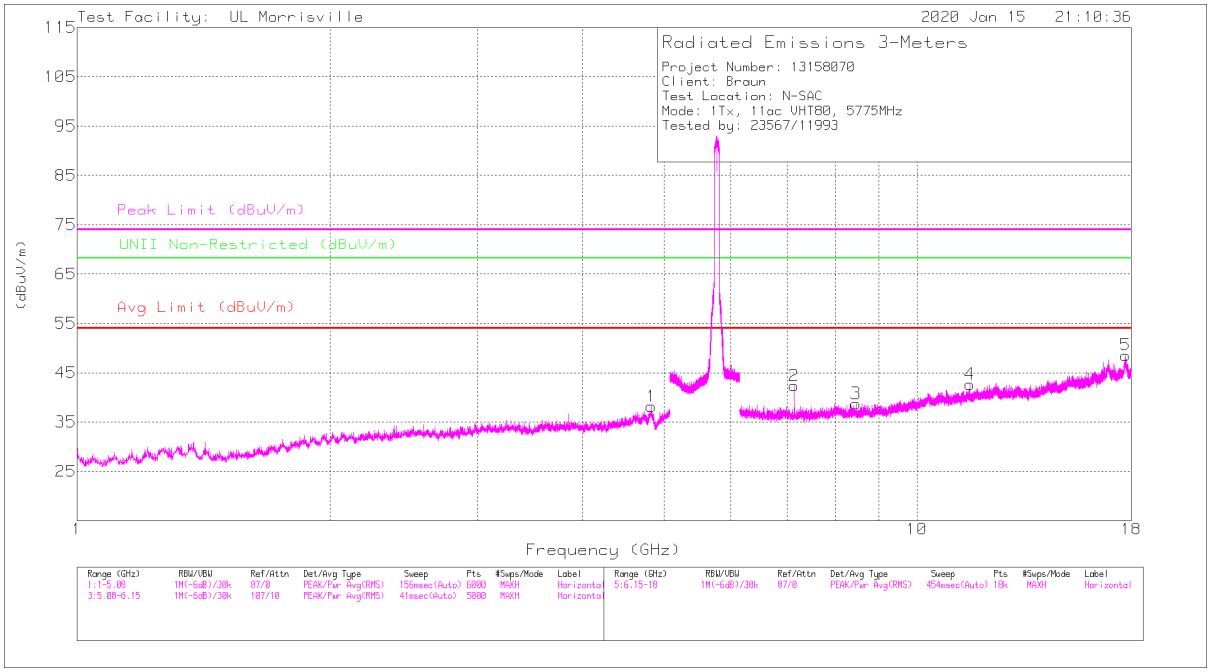

HORIZONTAL

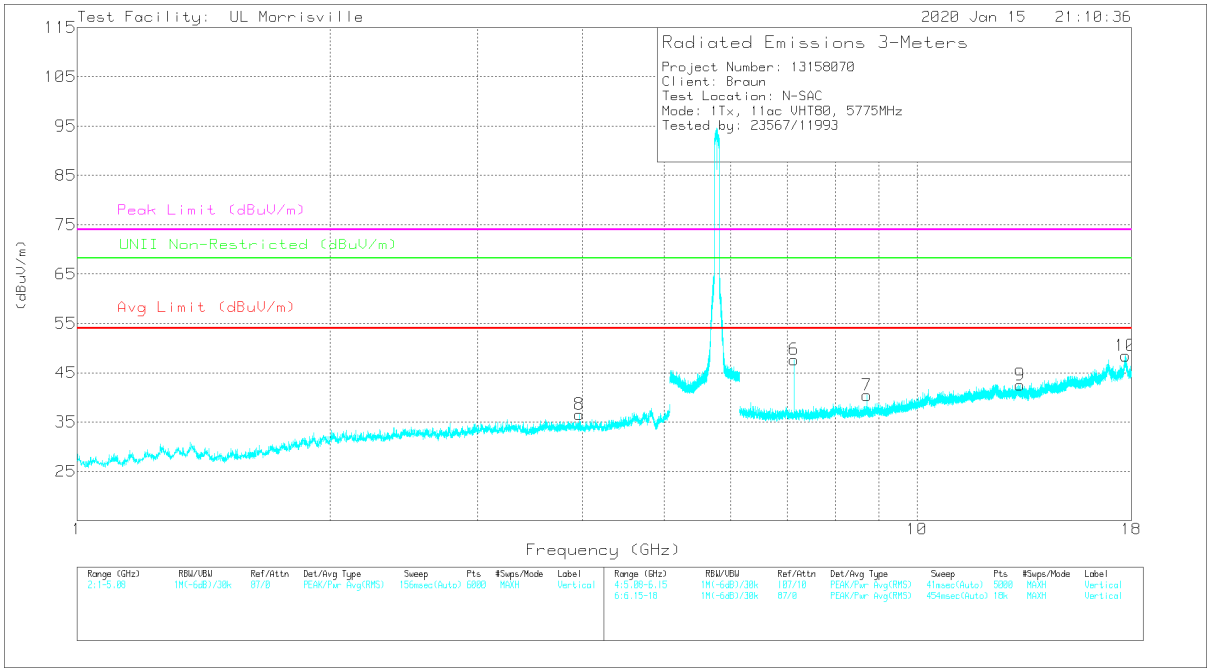

VERTICAL

UL LLC
12 Laboratory Dr., RTP, NC 27709; USA TEL:(919)-549-1400
This report shall not be reproduced except in full, without the written approval of UL LLC

RADIATED EMISSIONS

Marker	Frequency (GHz)	Meter Reading (dBuV)	Det	AT0067 AF (dBuV/m)	Amp/Cbl/Fltr/Pad (dB)	DC Corr (dB)	Corrected Reading (dBuV/m)	Avg Limit (dBuV/m)	Margin (dB)	Peak Limit (dBuV/m)	PK Margin (dB)	UNII Non-Restricted (dBuV/m)	PK Margin (dB)	Azimuth (Degs)	Height (cm)	Polarity
1	* ** 4.8283	41.44	PK-U	34.1	-31	0	44.54	-	-	74	-29.46	-	-	19	256	H
	* ** 4.82821	28.05	ADV	34.1	-31	2.3	33.45	54	-20.55	-	-	-	-	19	256	H
8	* ** 3.96482	43.44	PK-U	33.4	-32.5	0	44.34	-	-	74	-29.66	-	-	156	134	V
	* ** 3.965	31.33	ADV	33.4	-32.5	2.3	34.53	54	-19.47	-	-	-	-	156	134	V
3	* ** 8.45832	37.64	PK-U	35.8	-29	0	44.44	-	-	74	-29.56	-	-	141	193	H
	* ** 8.45912	24.23	ADV	35.8	-29	2.3	33.33	54	-20.67	-	-	-	-	141	193	H
4	* ** 11.55635	36.6	PK-U	38.2	-26.1	0	48.7	-	-	74	-25.3	-	-	2	112	H
	* ** 11.55628	23.07	ADV	38.2	-26.1	2.3	37.47	54	-16.53	-	-	-	-	2	112	H
5	* ** 17.7271	33.61	PK-U	41.1	-20.3	0	54.41	-	-	74	-19.59	-	-	199	300	H
	* ** 17.72613	20.52	ADV	41.1	-20.3	2.3	43.62	54	-10.38	-	-	-	-	199	300	H
9	* ** 13.27105	37.47	PK-U	38.9	-27.9	0	48.47	-	-	74	-25.53	-	-	137	271	V
	* ** 13.27173	24.35	ADV	38.9	-27.9	2.3	37.65	54	-16.35	-	-	-	-	137	271	V
10	* ** 17.71516	33.93	PK-U	41.1	-20.7	0	54.33	-	-	74	-19.67	-	-	118	149	V
	* ** 17.71369	20.96	ADV	41.1	-20.8	2.3	43.56	54	-10.44	-	-	-	-	118	149	V
2	7.13699	42.47	PK-U	35.7	-30.2	0	47.97	-	-	-	-	68.2	-20.23	263	103	H
6	7.13704	45.8	PK-U	35.7	-30.2	0	51.3	-	-	-	-	68.2	-16.9	167	102	V
7	8.72313	38.87	PK-U	35.9	-28.1	0	46.67	-	-	-	-	68.2	-21.53	178	105	V

* - indicates frequency in CFR47 Pt 15 / IC RSS-Restricted Band
** - indicates frequency in Taiwan NCC LP0002 Restricted Band
PK-U - U-NII: Maximum Peak
ADV - U-NII AD primary method, Linear Voltage Average
Pk - Peak detector

UL LLC
12 Laboratory Dr., RTP, NC 27709; USA TEL:(919)-549-1400
This report shall not be reproduced except in full, without the written approval of UL LLC

9.2. WORST CASE BELOW 30MHZ

Note: All measurements were made at a test distance of 3 m. The measured data was extrapolated from the test distance (3m) to the specification distance (300 m from 9-490 kHz and 30 m from 490 kHz – 30 MHz) to clearly show the relative levels of fundamental and spurious emissions and demonstrate compliance with the requirement that the level of any spurious emissions be below the level of the intentionally transmitted signal. The extrapolation factor for the limits were 40*Log (test distance / specification distance).

SPURIOUS EMISSIONS BELOW 30 MHz (WORST-CASE CONFIGURATION)

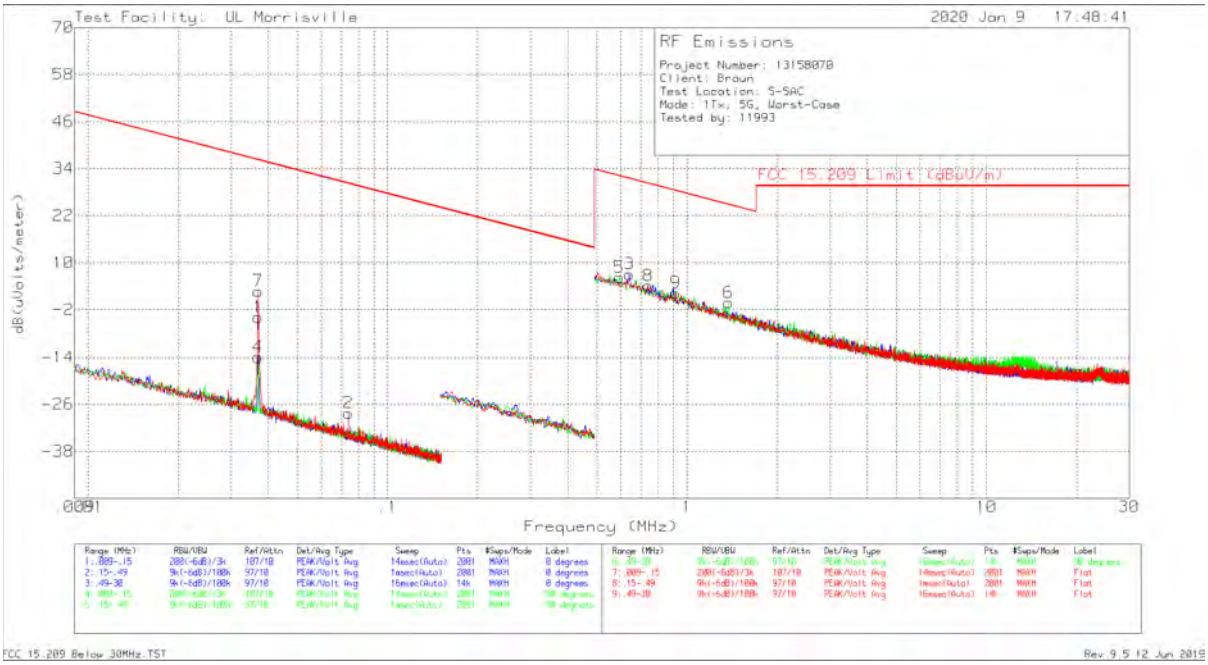

ANTENNA- THREE ORIENTATIONS

Below 30MHz Data

Marker	Frequency (MHz)	Meter Reading (dBuV)	Det	AT0079 AF (dB/m)	Cbl (dB)	Dist. Corr. Factor (dB)	Corrected Reading dB(uV/m)	FCC 15.209 QP/AV Limit (dBuV/m)	FCC 15.209 PK Limit (dBuV/m)	Worst-Case Margin (dB)	Azimuth (Degs)	Antenna Face
7	.0369	70.05	Pk	12.6	.1	-80	2.75	36.26	56.26	-33.51	0-360	Flat
1	.03697	63.37	Pk	12.6	.1	-80	-3.93	36.25	56.25	-40.18	0-360	On
4	.03697	53.32	Pk	12.6	.1	-80	-13.98	36.25	56.25	-50.23	0-360	Off
2	.07397	40.49	Pk	11.2	.1	-80	-28.21	30.22	50.22	-58.43	0-360	On
5	.5954	35.15	Pk	11	.1	-40	6.25	32.11	-	-25.86	0-360	Off
3	.64178	35.98	Pk	11	.1	-40	7.08	31.46	-	-24.38	0-360	On
8	.74085	32.99	Pk	11	.1	-40	4.09	30.21	-	-26.12	0-360	Flat
9	.91582	31.18	Pk	11	.1	-40	2.28	28.37	-	-26.09	0-360	Flat
6	1.37536	28.5	Pk	11.1	.2	-40	-.2	24.84	-	-25.04	0-360	Off

Pk - Peak detector

UL LLC
12 Laboratory Dr., RTP, NC 27709; USA TEL:(919)-549-1400
This report shall not be reproduced except in full, without the written approval of UL LLC

9.3. WORST CASE BELOW 1 GHZ

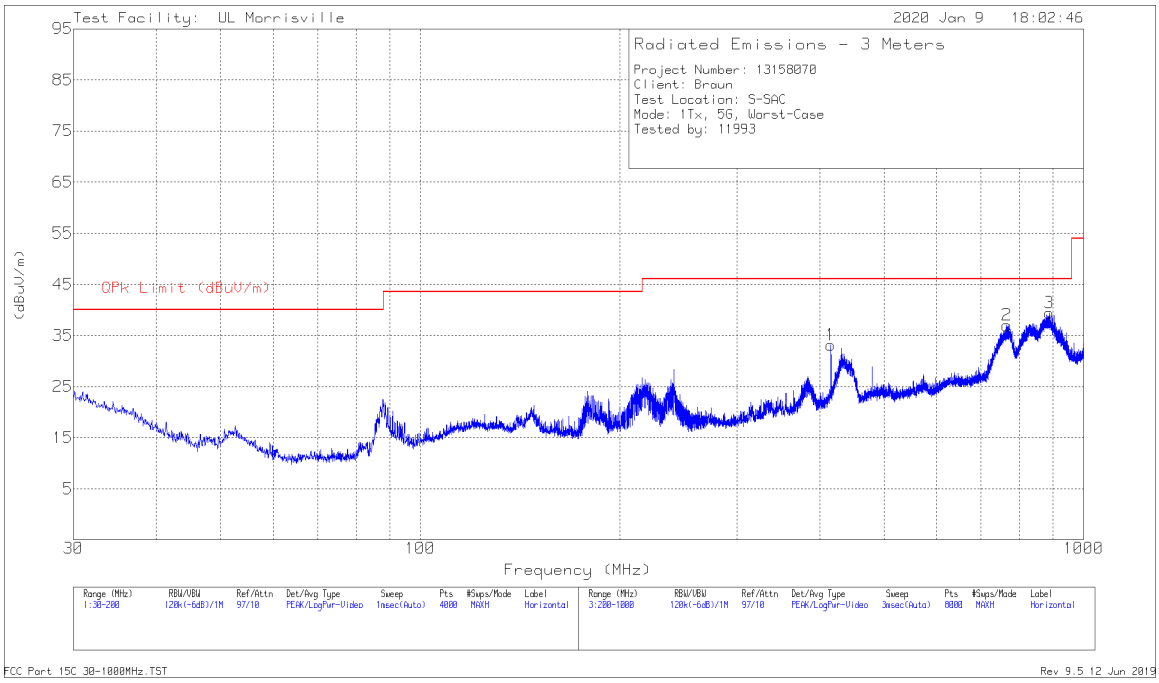

HORIZONTAL

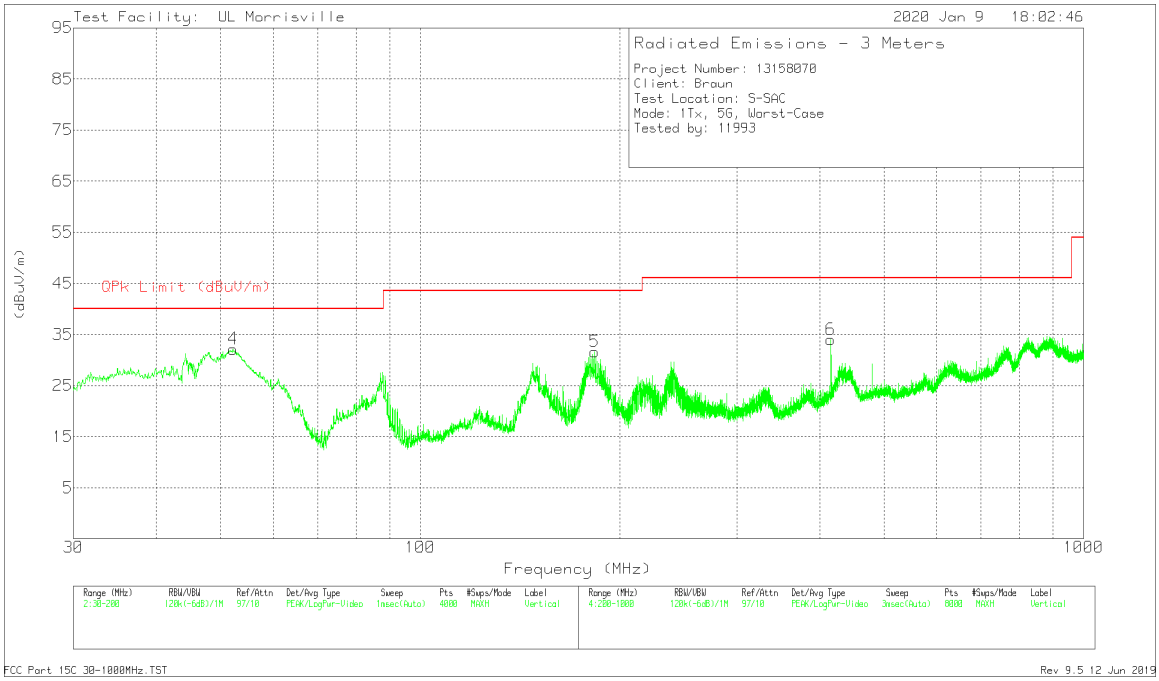

VERTICAL

This report shall not be reproduced except in full, without the written approval of UL LLC

Below 1GHz DATA

Marker	Frequency (MHz)	Meter Reading (dBuV)	Det	AT0074 AF (dB/m)	Cbl/Amp	Corrected Reading (dBuV/m)	QPk Limit (dBuV/m)	Margin (dB)	Azimuth (Degs)	Height (cm)	Polarity
4	52.1907	50.06	Pk	13.6	-31.5	32.16	40	-7.84	0-360	101	V
5	183.2096	44.6	Pk	17.3	-30.3	31.6	43.52	-11.92	0-360	101	V
1	416.0281	39.9	Pk	22.2	-29	33.1	46.02	-12.92	0-360	101	H
6	416.0281	40.83	Pk	22.2	-29	34.03	46.02	-11.99	0-360	101	V
2	766.4736	38.27	Pk	27	-28.3	36.97	46.02	-9.05	0-360	101	H
3	888.5895	38.5	Pk	28.2	-27.3	39.4	46.02	-6.62	0-360	101	H

Pk - Peak detector

UL LLC
12 Laboratory Dr., RTP, NC 27709; USA TEL:(919)-549-1400
This report shall not be reproduced except in full, without the written approval of UL LLC

9.4. WORST CASE 18-26 GHZ

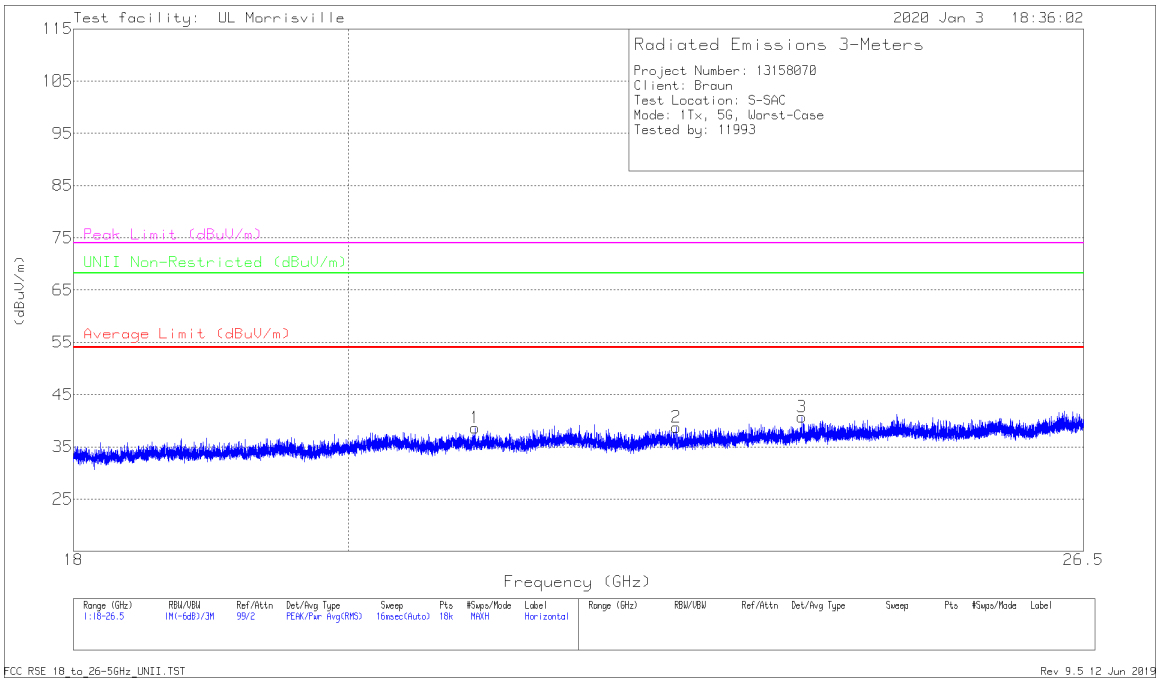

HORIZONTAL

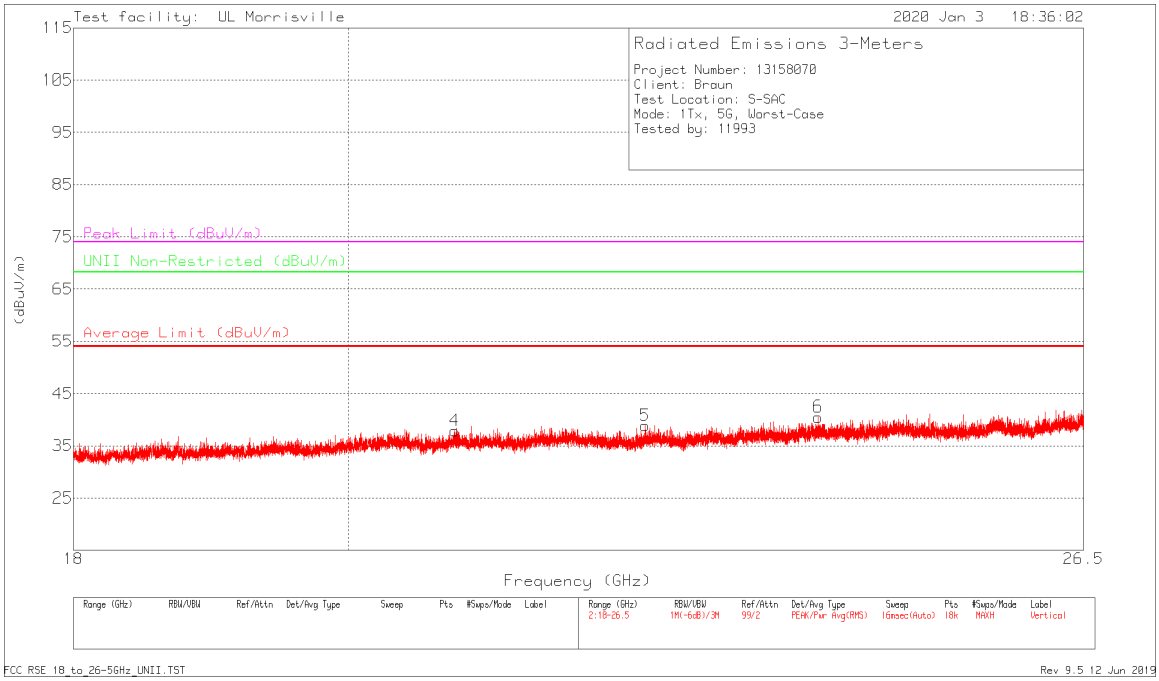

VERTICAL

UL LLC
12 Laboratory Dr., RTP, NC 27709; USA
TEL:(919)-549-1400

This report shall not be reproduced except in full, without the written approval of UL LLC

18 – 26GHz DATA

Marker	Frequency (GHz)	Meter Reading (dBuV)	Det	AT0076 AF (dB/m)	Amp/Cbl (dB)	Corrected Reading (dBuV/m)	Average Limit (dBuV/m)	Margin (dB)	Peak Limit (dBuV/m)	Margin (dB)	UNII Non-Restricted (dBuV/m)	PK Margin (dB)	Azimuth (Degs)	Height (cm)	Polarity
1	* ** 20.99405	40.03	Pk	33.3	-34.7	38.63	54	-15.37	74	-35.37	-	-	0-360	102	H
2	* ** 22.67478	39.44	Pk	33.6	-34.3	38.74	54	-15.26	74	-35.26	-	-	0-360	148	H
3	* ** 23.78882	40.31	Pk	34	-33.6	40.71	54	-13.29	74	-33.29	-	-	0-360	102	H
4	* ** 20.82829	39.35	Pk	33.2	-34.7	37.85	54	-16.15	74	-36.15	-	-	0-360	152	V
5	* ** 22.4056	39.78	Pk	33.6	-34.5	38.88	54	-15.12	74	-35.12	-	-	0-360	298	V
6	* ** 23.93994	39.92	Pk	34.1	-33.5	40.52	54	-13.48	74	-33.48	-	-	0-360	252	V

* - indicates frequency in CFR47 Pt 15 / IC RSS-Restricted Band
** - indicates frequency in Taiwan NCC LP0002 Restricted Band
Pk - Peak detector

UL LLC
12 Laboratory Dr., RTP, NC 27709; USA TEL:(919)-549-1400
This report shall not be reproduced except in full, without the written approval of UL LLC

9.5. WORST CASE 26-40 GHZ

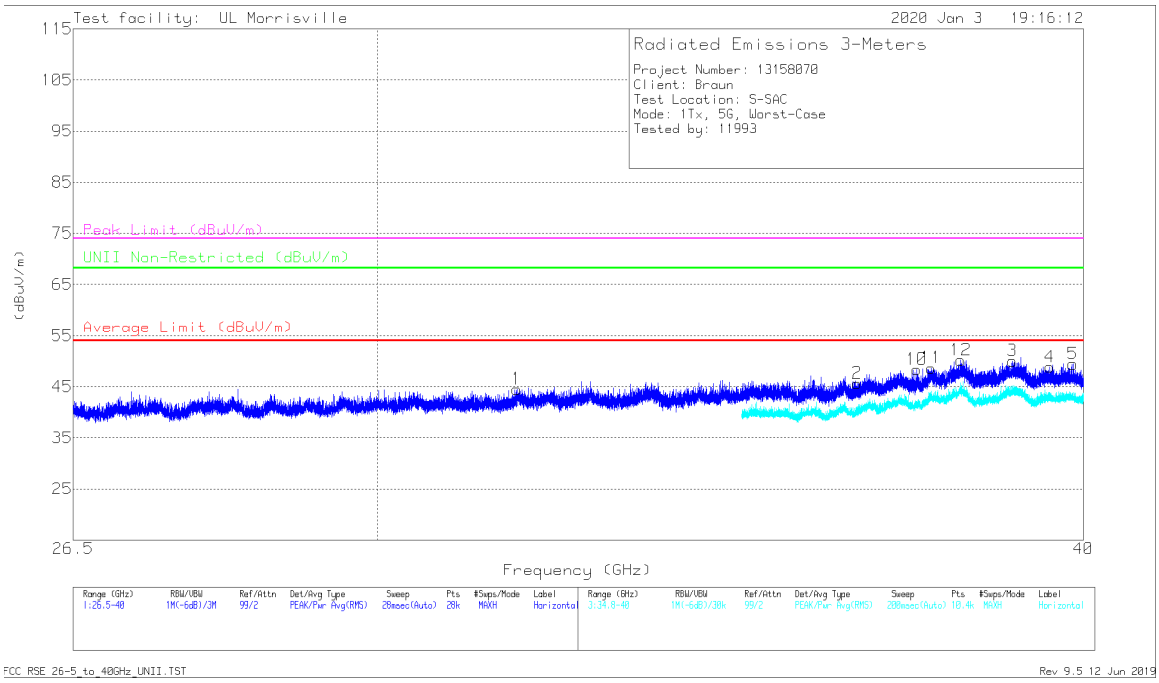

HORIZONTAL

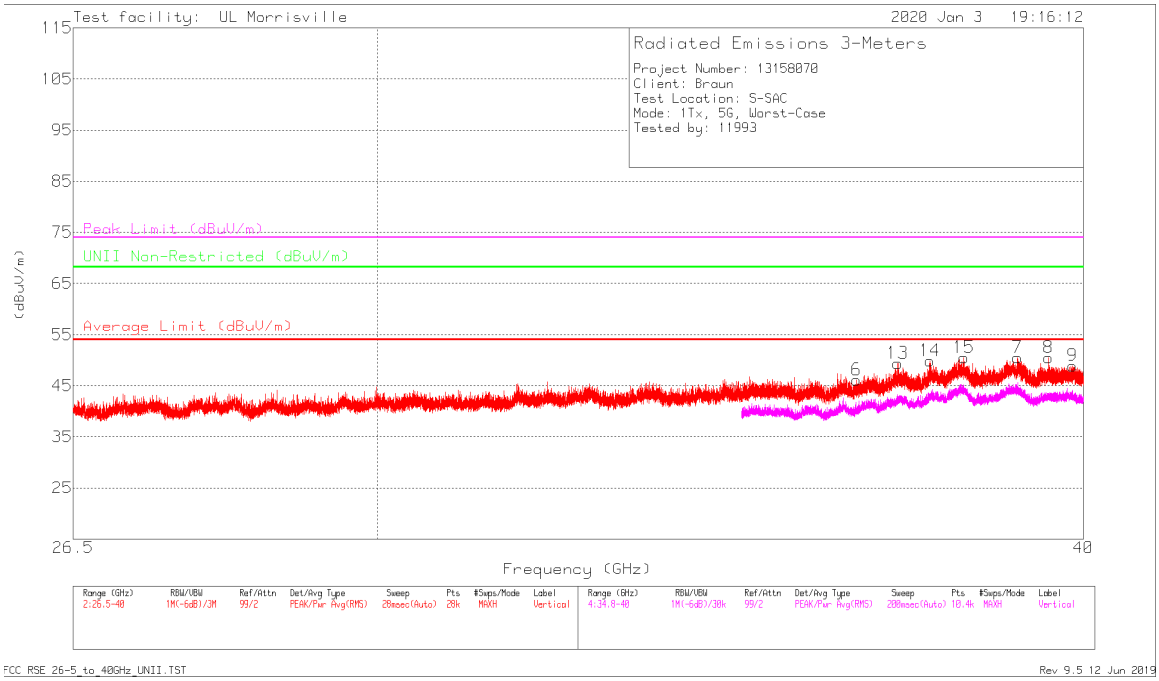

VERTICAL

UL LLC
12 Laboratory Dr., RTP, NC 27709; USA
TEL:(919)-549-1400

This report shall not be reproduced except in full, without the written approval of UL LLC

26 – 40GHz DATA

Marker	Frequency (GHz)	Meter Reading (dBuV)	Det	AT0077 AF (dB/m)	Amp/Cbl (dB)	DC Corr (dB)	Corrected Reading (dBuV/m)	Average Limit (dBuV/m)	Margin (dB)	Peak Limit (dBuV/m)	Margin (dB)	UNII Non-Restricted (dBuV/m)	PK Margin (dB)	Azimuth (Degs)	Height (cm)	Polarity
1	* ** 31.75217	38.73	Pk	36.8	-31	-	44.53	54	-9.47	74	-29.47	-	-	0-360	148	H
2	* ** 36.47589	39.27	Pk	37.8	-31.4	-	45.67	54	-8.33	74	-28.33	-	-	0-360	198	H
3	* ** 38.85865	43.44	PK-U	38.6	-30.5	-	51.54	-	-	74	-22.46	-	-	66	201	H
	* ** 38.85837	30.34	ADV	38.6	-30.5	0.64	38.44	54	-14.92	-	-	-	-	66	201	H
4	* ** 39.45403	42.09	PK-U	38.5	-30.1	-	50.49	-	-	74	-23.51	-	-	61	247	H
	* ** 39.45457	28.72	ADV	38.5	-30.1	0.64	37.12	54	-16.24	-	-	-	-	61	247	H
5	* ** 39.82663	41.46	PK-U	38.7	-29.8	-	50.36	-	-	74	-23.64	-	-	138	223	H
	* ** 39.82695	28.37	ADV	38.7	-29.8	0.64	37.27	54	-16.09	-	-	-	-	138	223	H
6	* ** 36.46914	39.73	Pk	37.8	-31.4	-	46.13	54	-7.87	74	-27.87	-	-	0-360	102	V
7	* ** 38.93915	43.54	PK-U	38.6	-30.4	-	51.74	-	-	74	-22.26	-	-	163	255	V
	* ** 38.93929	30.19	ADV	38.6	-30.4	0.64	38.39	54	-14.97	-	-	-	-	163	255	V
8	* ** 39.43435	41.39	PK-U	38.5	-30.1	-	49.79	-	-	74	-24.21	-	-	182	266	V
	* ** 39.43424	28.73	ADV	38.5	-30.1	0.64	37.13	54	-16.23	-	-	-	-	182	266	V
9	* ** 39.82274	41.52	PK-U	38.7	-29.8	-	50.42	-	-	74	-23.58	-	-	214	206	V
	* ** 39.82245	28.26	ADV	38.7	-29.8	0.64	37.16	54	-16.20	-	-	-	-	214	206	V
13	37.08389	42.89	Pk	38	-31.5	-	49.39	-	-	-	-	68.2	-18.81	0-360	298	V
10	37.37078	41.87	Pk	38.1	-31.6	-	48.37	-	-	-	-	68.2	-19.83	0-360	148	H
14	37.57232	43.19	Pk	38.1	-31.4	-	49.89	-	-	-	-	68.2	-18.31	0-360	152	V
11	37.59113	41.87	Pk	38.1	-31.3	-	48.67	-	-	-	-	68.2	-19.53	0-360	148	H
12	38.05014	42.79	Pk	38.1	-30.7	-	50.19	-	-	-	-	68.2	-18.01	0-360	198	H
15	38.09788	43	Pk	38.2	-30.7	-	50.5	-	-	-	-	68.2	-17.7	0-360	252	V

* - indicates frequency in CFR47 Pt 15 / IC RSS-Restricted Band
** - indicates frequency in Taiwan NCC LP0002 Restricted Band
PK-U - U-NII: Maximum Peak
ADV - U-NII AD primary method, Linear Voltage Average
Pk - Peak detector

UL LLC
12 Laboratory Dr., RTP, NC 27709; USA TEL:(919)-549-1400
This report shall not be reproduced except in full, without the written approval of UL LLC

10. AC POWER LINE CONDUCTED EMISSIONS

LIMITS

FCC §15.207 (a)

Frequency of Emission (MHz)	Conducted Limit (dBuV)	
	Quasi-peak	Average
0.15-0.5	66 to 56 *	56 to 46 *
0.5-5	56	46
5-30	60	50

* Decreases with the logarithm of the frequency.

TEST PROCEDURE

The EUT is placed on a non-conducting table 40 cm from the vertical ground plane and 80 cm above the horizontal ground plane. The EUT is configured in accordance with ANSI C63.10.

The receiver is set to a resolution bandwidth of 9 kHz. Peak detection is used unless otherwise noted as quasi-peak or average.

Line conducted data is recorded for both NEUTRAL and HOT lines.

RESULTS

UL LLC
12 Laboratory Dr., RTP, NC 27709; USA TEL:(919)-549-1400
This report shall not be reproduced except in full, without the written approval of UL LLC

10.1.1. AC Power Line Norm

LINE 1 RESULTS

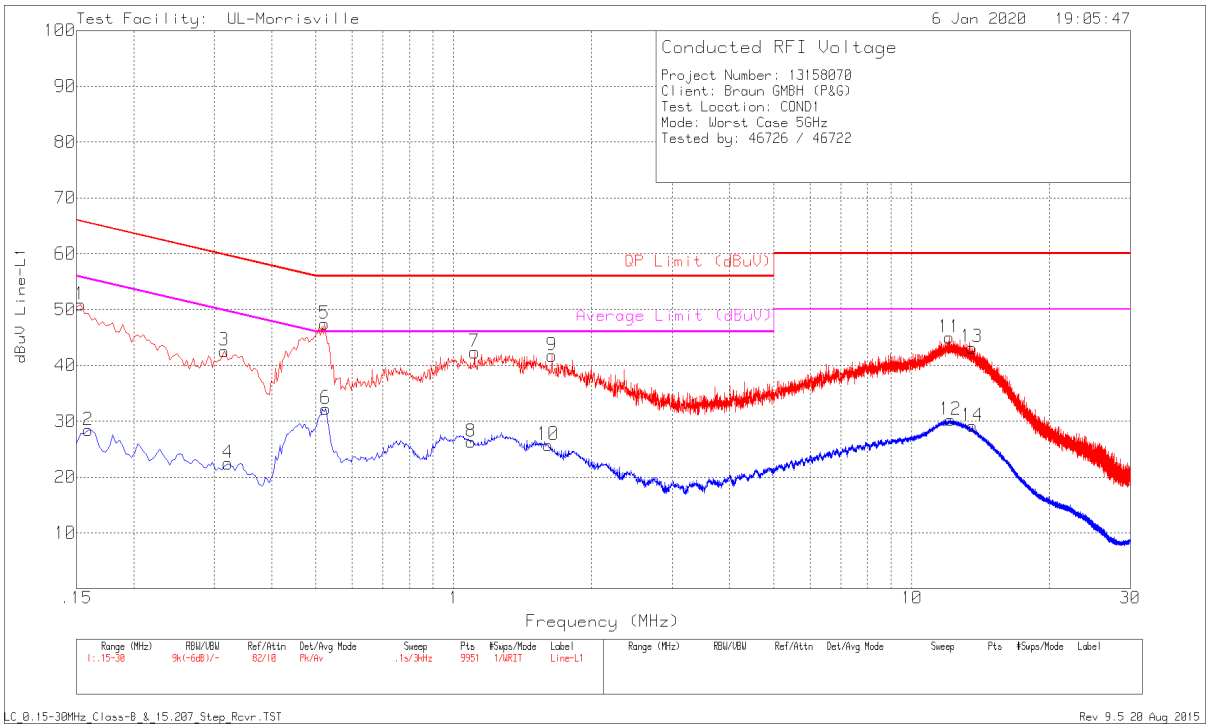

Range 1: Line-L1 .15 - 30MHz										
Marker	Frequency (MHz)	Meter Reading (dBuV)	Det	LISN VCF (dB)	Cbl/Limiter (dB)	Corrected Reading dBuV	QP Limit (dBuV)	Margin (dB)	Average Limit (dBuV)	Margin (dB)
1	.153	40.71	Pk	.2	10	50.91	65.84	-14.93	-	-
2	.159	18.22	Av	.2	10	28.42	-	-	55.52	-27.1
3	.315	32.51	Pk	.1	10	42.61	59.84	-17.23	-	-
4	.321	12.36	Av	.1	10	22.46	-	-	49.68	-27.22
5	.522	37.34	Pk	.1	10	47.44	56	-8.56	-	-
6	.525	22.16	Av	.1	10	32.26	-	-	46	-13.74
7	1.11	32.38	Pk	0	10	42.38	56	-13.62	-	-
8	1.092	16.34	Av	0	10	26.34	-	-	46	-19.66
9	1.638	31.66	Pk	0	10.1	41.76	56	-14.24	-	-
10	1.608	15.66	Av	0	10.1	25.76	-	-	46	-20.24
11	12.075	34.53	Pk	.1	10.4	45.03	60	-14.97	-	-
12	12.153	19.77	Av	.1	10.4	30.27	-	-	50	-19.73
13	13.509	32.73	Pk	.1	10.4	43.23	60	-16.77	-	-
14	13.56	18.63	Av	.1	10.4	29.13	-	-	50	-20.87

AV – Average Detector
Pk – Peak Detector

UL LLC
12 Laboratory Dr., RTP, NC 27709; USA TEL:(919)-549-1400
This report shall not be reproduced except in full, without the written approval of UL LLC

LINE 2 RESULTS

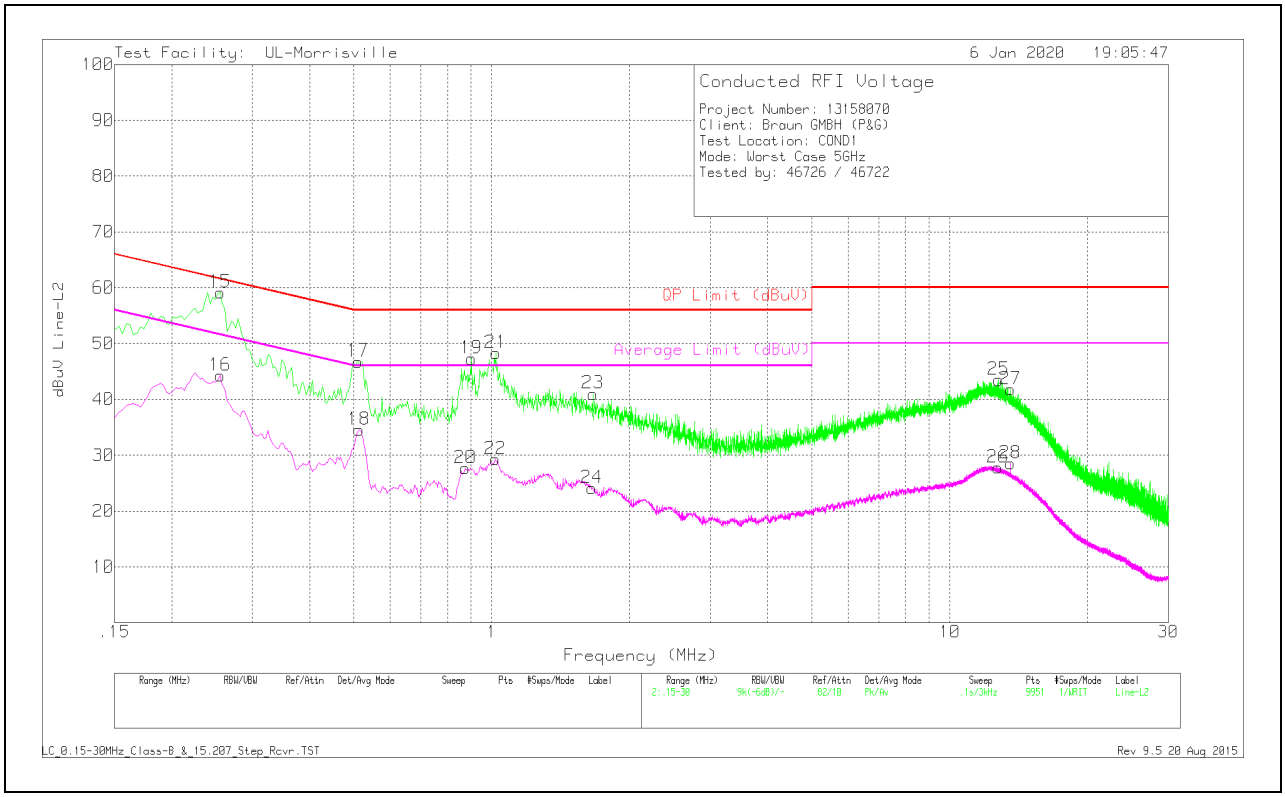

Range 2: Line-L2 .15 - 30MHz										
Marker	Frequency (MHz)	Meter Reading (dBuV)	Det	LISN VCF (dB)	Cbl/Limiter (dB)	Corrected Reading dBuV	QP Limit (dBuV)	Margin (dB)	Average Limit (dBuV)	Margin (dB)
15	.255	49.04	Pk	.1	10	59.14	61.59	-2.45	-	-
16	.255	34.14	Av	.1	10	44.24	-	-	51.59	-7.35
17	.51	36.77	Pk	0	10	46.77	56	-9.23	-	-
18	.513	24.58	Av	0	10	34.58	-	-	46	-11.42
19	.903	37.29	Pk	0	10	47.29	56	-8.71	-	-
20	.876	17.7	Av	0	10	27.7	-	-	46	-18.3
21	1.02	38.32	Pk	0	10	48.32	56	-7.68	-	-
22	1.017	19.24	Av	0	10	29.24	-	-	46	-16.76
23	1.662	30.91	Pk	0	10.1	41.01	56	-14.99	-	-
24	1.653	14.03	Av	0	10.1	24.13	-	-	46	-21.87
25	12.786	32.99	Pk	.1	10.4	43.49	60	-16.51	-	-
26	12.738	17.27	Av	.1	10.4	27.77	-	-	50	-22.23
27	13.557	31.28	Pk	.1	10.4	41.78	60	-18.22	-	-
28	13.56	18.06	Av	.1	10.4	28.56	-	-	50	-21.44

AV – Average Detector
Pk – Peak Detector

UL LLC
12 Laboratory Dr., RTP, NC 27709; USA TEL:(919)-549-1400
This report shall not be reproduced except in full, without the written approval of UL LLC

11. SETUP PHOTOS

Please refer to R13158070-EP2 for setup photos

END OF TEST REPORT

UL LLC
12 Laboratory Dr., RTP, NC 27709; USA TEL:(919)-549-1400
This report shall not be reproduced except in full, without the written approval of UL LLC