teXXmo IoT Button

Preliminary User Manual
V0.3

Push - Wait - Release

< 1 sec

> 1 sec

> 5 sec

> 10 sec

Release imediately (< 1sec)

protection against accidental push:

(1) Button might flash any color
(2) Button will take no action
(3) Button will not show any further light pattern

Release at blue light (> 1sec)

approx.
2sec

approx.
10sec

pre-defined message will be sent:

(1) Button will blink with blue light until done
(2) Button will search for closest beacon
(3) Button will connect to WiFi
(4) Button will send message
(5) Button will show reaction…

Release at red light (> 5sec)

approx.
5-7sec

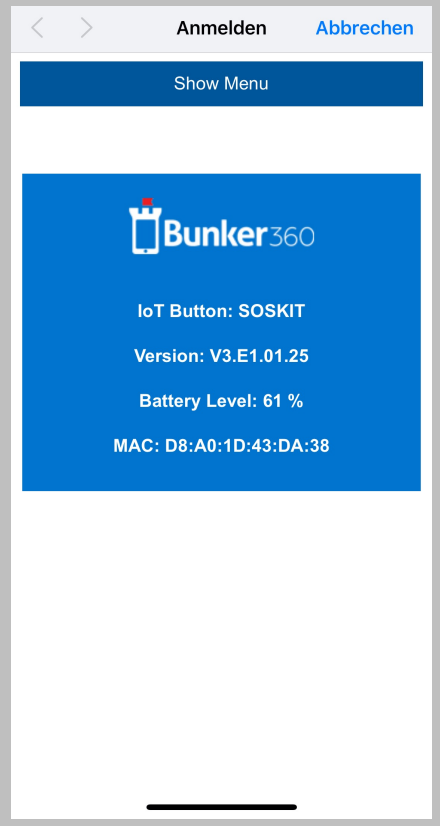

configuration mode will be entered:

(1) Button will blink continuously red light
(2) Button will appear as access point
(3) Please connect to WiFi with SSID of „IOT_Button_“ followed by MAC address
(4) Button will show config menu after 5-7sec in standard browser, if not…
connect to „http://192.168.4.1“
(5) Button will shut down and stop blinking after 2min, if no connection is established

Configuration Mode (connection at 192.1678.4.1)

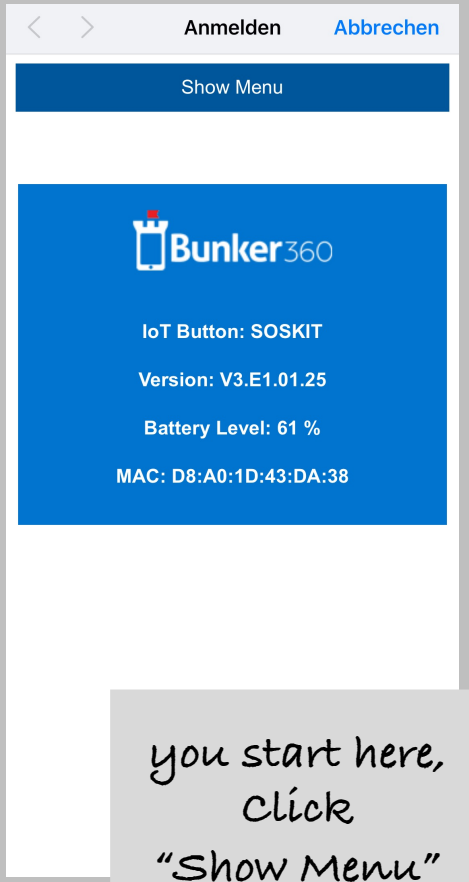

you start here, click "Show Menu"

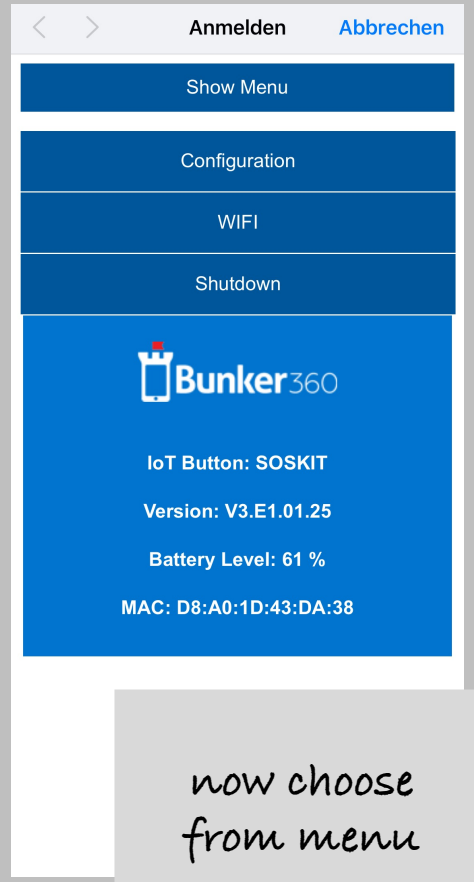

now choose from menu

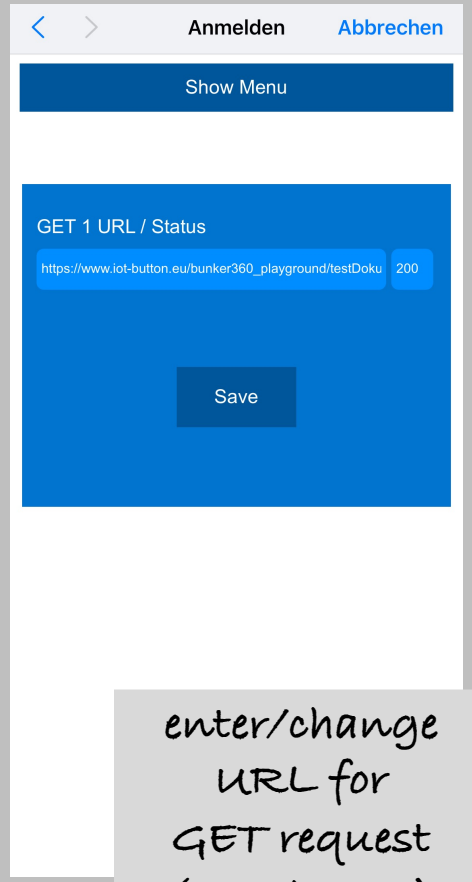

enter/change URL for GET request (use "https")

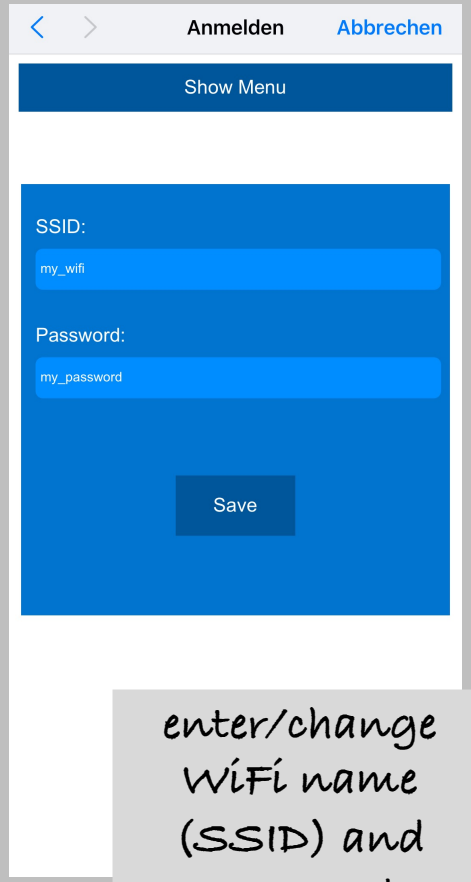

enter/change WiFi name (SSID) and password

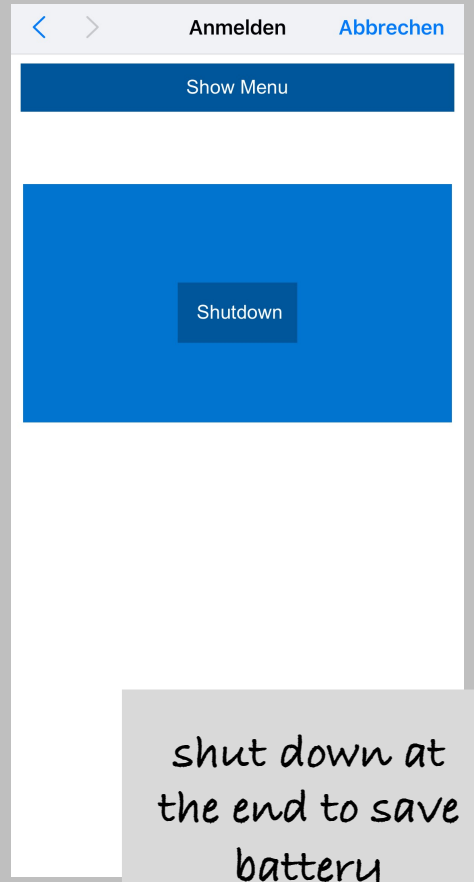

shut down at the end to save battery

Release at green light (> 10sec)

approx.
5-7sec

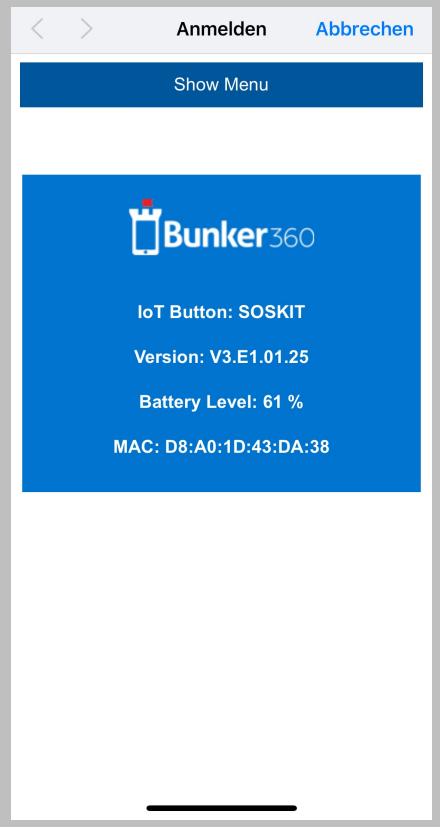

STA mode will be entered:

(1) Button will blink continuously green light
(2) Button will be device of pre-defined WiFi
(3) Please connect „http://iotbutton“
(4) Button will show config menu
(5) Button will shut down and stop blinking after 2min, if no connection is established

teXXmo IoT Button

§.15.19
This device complies with part 15 of the FCC Rules. Operation is subject to the following two conditions:
(1) This device may not cause harmful interference, and
(2) this device must accept any interference received, including interference that may cause undesired operation.

§15.21
Changes or modifications made to this equipment not expressly approved by bunker360 LLC, Miami, FL, USA *may void the FCC authorization to operate this equipment.*

§15.105
Note: This equipment has been tested and found to comply with the limits for a Class B digital device, pursuant to part 15 of the FCC Rules. These limits are designed to provide reasonable protection against harmful interference in a residential installation. This equipment generates, uses and can radiate radio frequency energy and, if not installed and used in accordance with the instructions, may cause harmful interference to radio communications. However, there is no guarantee that interference will not occur in a particular installation. If this equipment does cause harmful interference to radio or television reception, which can be determined by turning the equipment off and on, the user is encouraged to try to correct the interference by one or more of the following measures:
– Reorient or relocate the receiving antenna.
– Increase the separation between the equipment and receiver.
– Connect the equipment into an outlet on a circuit different from that to which the receiver is connected.
– Consult the dealer or an experienced radio/TV technician for help.

teXXmo IoT Button

get in touch:

www.iot-button.eu

info@iot-button.eu