LTE FDD Band 4-5MHz Channel Bandwidth Band Edge Compliance	
QPSK	16QAM
25RB#0	25RB#0
Low Channel	
25RB#0	25RB#0
High Channel	

The results shown in this test report refer only to the sample(s) tested unless otherwise stated and the sample(s) are retained for 30 days only. The document is issued by HUAK, this document cannot be reproduced except in full with our prior written permission. The more details and the authenticity of the report will be confirmed at http://www.cer-mark.com.

LTE FDD Band 4-10MHz Channel Bandwidth Band Edge Compliance	
QPSK	16QAM
50RB#0	50RB#0
Low Channel	
50RB#0	50RB#0
High Channel	

The results shown in this test report refer only to the sample(s) tested unless otherwise stated and the sample(s) are retained for 30 days only. The document is issued by HUAK, this document cannot be reproduced except in full with our prior written permission. The more details and the authenticity of the report will be confirmed at http://www.cer-mark.com.

LTE FDD Band 4-15MHz Channel Bandwidth Band Edge Compliance	
QPSK	16QAM
75RB#0	75RB#0
Low Channel	
75RB#0	75RB#0
High Channel	

The results shown in this test report refer only to the sample(s) tested unless otherwise stated and the sample(s) are retained for 30 days only. The document is issued by HUAK, this document cannot be reproduced except in full with our prior written permission. The more details and the authenticity of the report will be confirmed at http://www.cer-mark.com.

TEL：+86-755 2302 9901 FAX ：+86-755 2302 9901 E-mail：service@cer-mark.com
Add: 1-2F., Building B2, Junfeng Zhongcheng Zhizao Innovation Park, Heping Community, Fuhai Street, Bao'an District, Shenzhen, Guangdong, China

LTE FDD Band 4-20MHz Channel Bandwidth Band Edge Compliance	
QPSK	16QAM
100RB#0	100RB#0
Low Channel	
100RB#0	100RB#0
High Channel	

The results shown in this test report refer only to the sample(s) tested unless otherwise stated and the sample(s) are retained for 30 days only. The document is issued by HUAK, this document cannot be reproduced except in full with our prior written permission. The more details and the authenticity of the report will be confirmed at http://www.cer-mark.com.

3.5 Spurious Emission

LIMIT

According to §27.53 (h): For operations in the 1710–1755 MHz and 2110–2155 MHz bands, the power of any emission outside a licensee's frequency block shall be attenuated below the transmitter power (P) by at least 43 + 10 log10(P) dB.

TEST CONFIGURATION

Conducted Spurious Measurement:

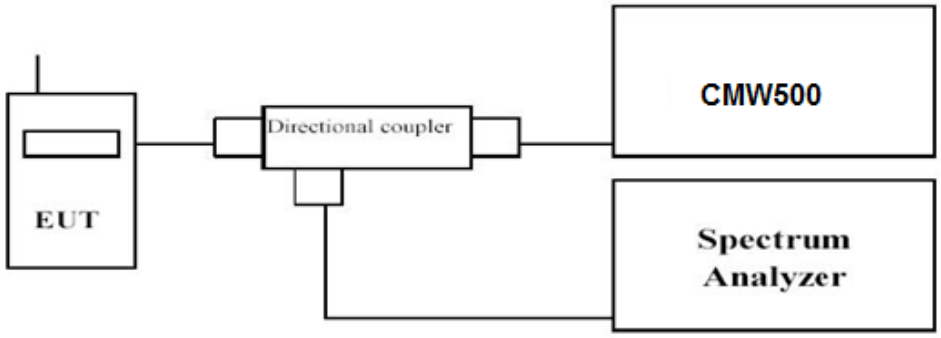

Radiated Spurious Measurement:

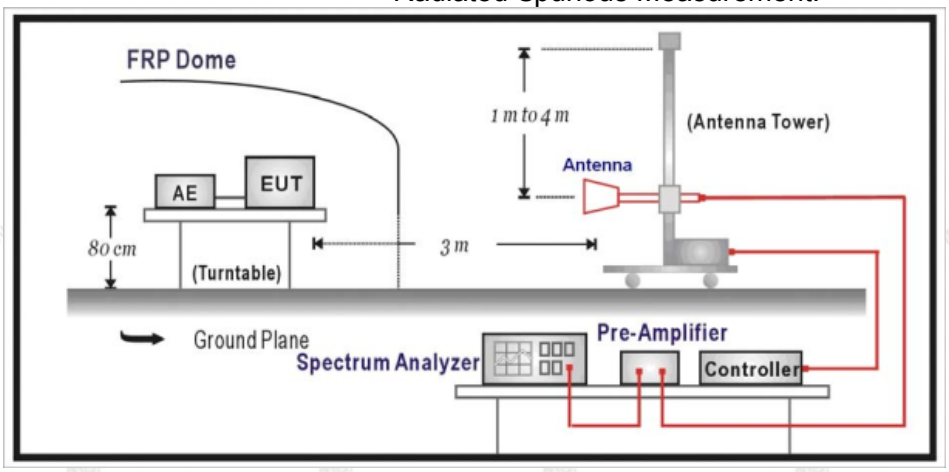

TEST PROCEDURE

The EUT was setup according to EIA/TIA 603D.

Conducted Spurious Measurement:

a. Place the EUT on a bench and set it in transmitting mode.
b. Connect a low loss RF cable from the antenna port to a spectrum analyzer and CMW500 by a Directional Couple.
c. EUT Communicate with CMW500, then select a channel for testing.
d. Add a correction factor to the display of spectrum, and then test.
e. The resolution bandwidth of the spectrum analyzer was set sufficient scans were taken to show the out of band Emission if any up to10th harmonic.
f. Please refer to following tables for test antenna conducted emissions.

Working Frequency	Sub range (GHz)	RBW	VBW	Sweep time (s)
LTE FDD Band 4	0.000009~0.000015	1KHz	3KHz	Auto
	0.000015~0.03	10KHz	30KHz	Auto
	0.03~26.5	1 MHz	3 MHz	Auto

The results shown in this test report refer only to the sample(s) tested unless otherwise stated and the sample(s) are retained for 30 days only. The document is issued by HUAK, this document cannot be reproduced except in full with our prior written permission. The more details and the authenticity of the report will be confirmed at http://www.cer-mark.com.

Radiated Spurious Measurement:

a. The EUT shall be placed at the specified height on a support, and in the position closest to normal use as declared by provider.
b. The test antenna shall be oriented initially for vertical polarization and shall be chosen to correspond to the frequency of the transmitter.
c. The output of the test antenna shall be connected to the measuring receiver.
d. The transmitter shall be switched on and the measuring receiver shall be tuned to the frequency of the transmitter under test.
e. The test antenna shall be raised and lowered through the specified range of height until a maximum signal level is detected by the measuring receiver.
f. The transmitter shall then be rotated through 360° in the horizontal plane, until the maximum signal level is detected by the measuring receiver.
g. The test antenna shall be raised and lowered again through the specified range of height until a maximum signal level is detected by the measuring receiver.
h. The maximum signal level detected by the measuring receiver shall be noted.
i. The transmitter shall be replaced by a substitution antenna.
j. The substitution antenna shall be orientated for vertical polarization and the length of the substitution antenna shall be adjusted to correspond to the frequency of the transmitter.
k. The substitution antenna shall be connected to a calibrated signal generator.
l. If necessary, the input attenuator setting of the measuring receiver shall be adjusted in order to increase the sensitivity of the measuring receiver.
m. The test antenna shall be raised and lowered through the specified range of height to ensure that the maximum signal is received.
n. The input signal to the substitution antenna shall be adjusted to the level that produces a level detected by the measuring receiver, that is equal to the level noted while the transmitter radiated power was measured, corrected for the change of input attenuator setting of the measuring receiver.
o. The measurement shall be repeated with the test antenna and the substitution antenna orientated for horizontal polarization.
p. The measure of the effective radiated power is the larger of the two levels recorded at the input to the substitution antenna, corrected for gain of the substitution antenna if necessary.
q. The resolution bandwidth of the spectrum analyzer was set at 100 kHz for Part 22 and 1MHz for Part 24. The frequency range was checked up to 10th harmonic.
r. Test site anechoic chamber refer to ANSI C63.

TEST RESULTS

Remark:

1. *We were tested all RB Configuration refer 3GPP TS136 521 for each Channel Bandwidth of LTE FDD Band 4; recorded worst case for each Channel Bandwidth of LTE FDD Band 4.*

Conducted Measurement:

The results shown in this test report refer only to the sample(s) tested unless otherwise stated and the sample(s) are retained for 30 days only. The document is issued by HUAK, this document cannot be reproduced except in full with our prior written permission. The more details and the authenticity of the report will be confirmed at http://www.cer-mark.com.

LTE FDD Band 4-1.4MHz Channel Bandwidth	
Low Channel	
QPSK	16QAM
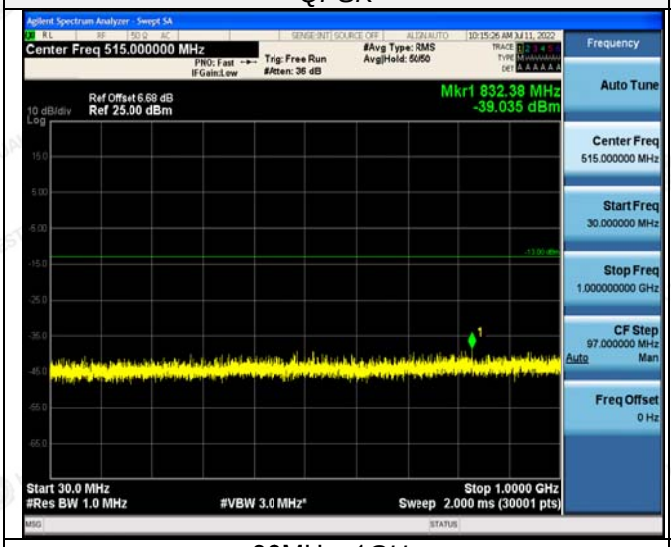	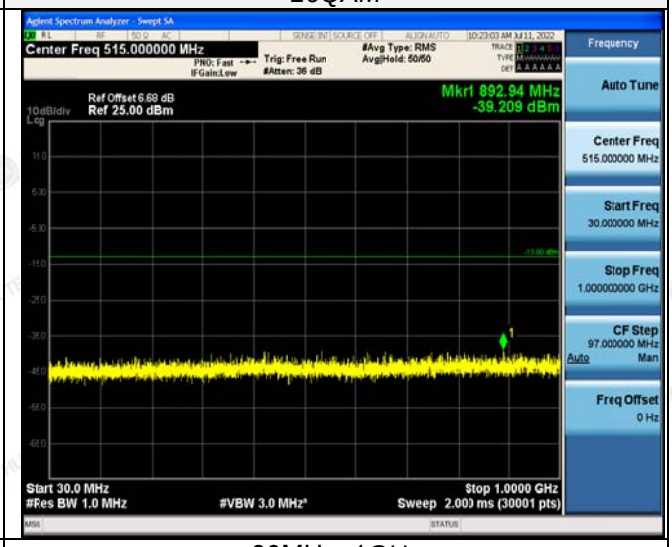
30MHz~1*GHz*	30MHz~1*GHz*
1*GHz*~5*GHz*	1*GHz*~5*GHz*
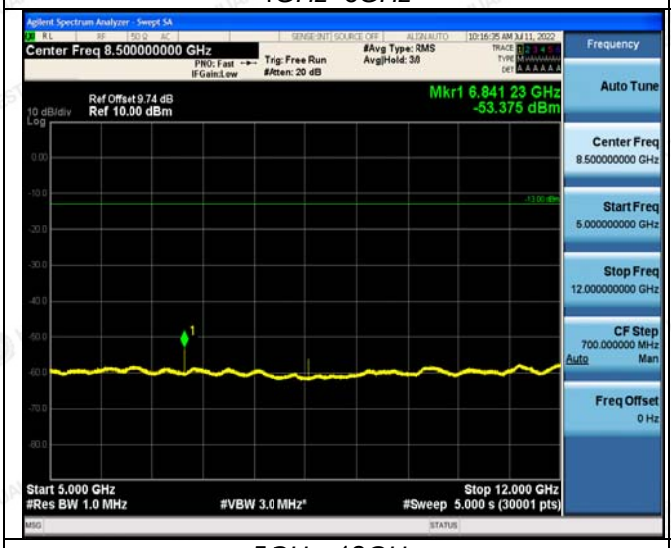	
5*GHz*~12*GHz*	5*GHz*~12*GHz*

The results shown in this test report refer only to the sample(s) tested unless otherwise stated and the sample(s) are retained for 30 days only. The document is issued by HUAK, this document cannot be reproduced except in full with our prior written permission. The more details and the authenticity of the report will be confirmed at http://www.cer-mark.com.

12*GHz*~26.5*GHz*	12*GHz*~26.5*GHz*
1RB#0	1RB#0

LTE FDD Band 4-1.4MHz Channel Bandwidth	
Middle Channel	
QPSK	*16QAM*
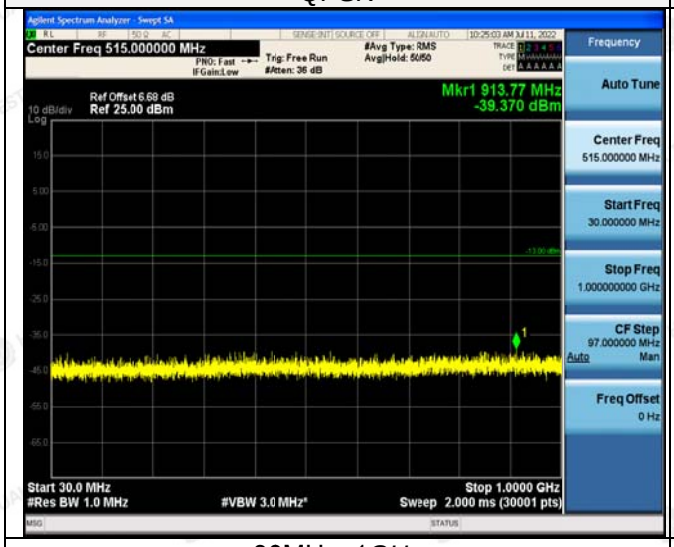	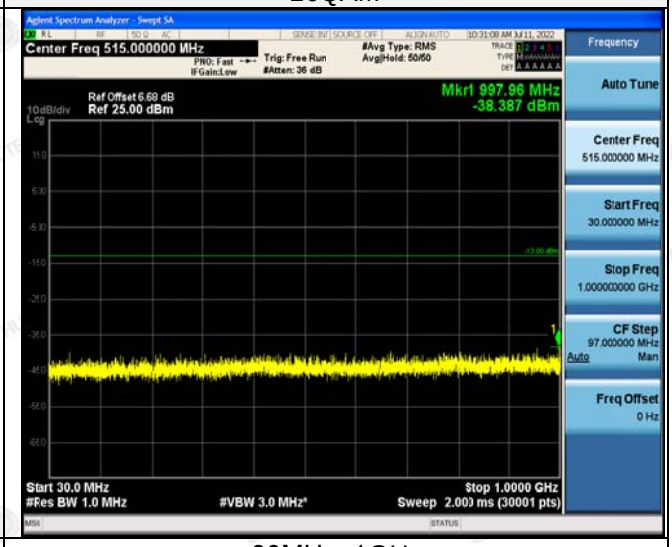
30MHz~1*GHz*	30MHz~1*GHz*
1*GHz*~5*GHz*	1*GHz*~5*GHz*

The results shown in this test report refer only to the sample(s) tested unless otherwise stated and the sample(s) are retained for 30 days only. The document is issued by HUAK, this document cannot be reproduced except in full with our prior written permission. The more details and the authenticity of the report will be confirmed at http://www.cer-mark.com.

5GHz~12GHz

5GHz~12GHz

12GHz~26.5GHz

1RB#0

12GHz~26.5GHz

1RB#0

LTE FDD Band 4-1.4MHz Channel Bandwidth	
High Channel	
QPSK	16QAM

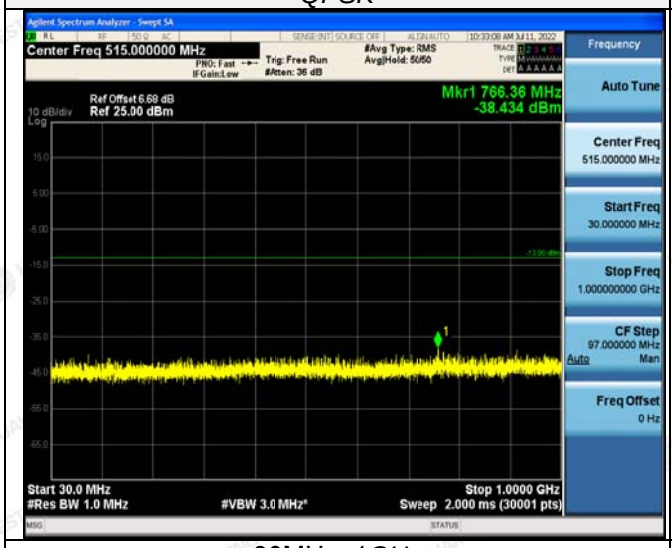

30MHz~1GHz

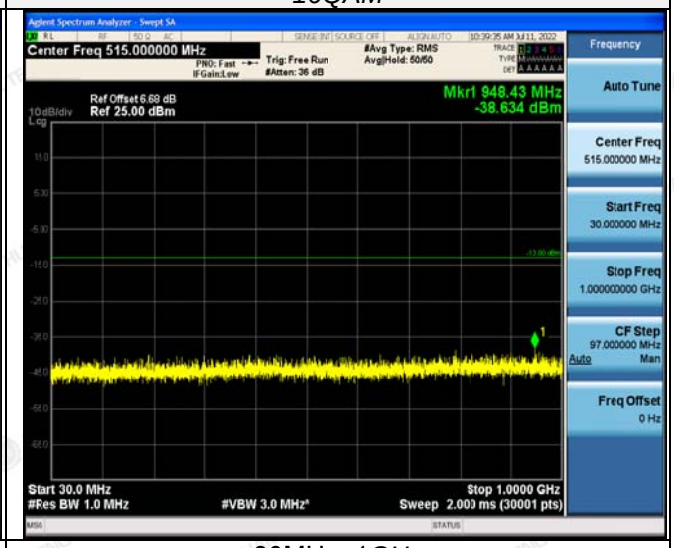

30MHz~1GHz

The results shown in this test report refer only to the sample(s) tested unless otherwise stated and the sample(s) are retained for 30 days only. The document is issued by HUAK, this document cannot be reproduced except in full with our prior written permission. The more details and the authenticity of the report will be confirmed at http://www.cer-mark.com.

1GHz~5GHz

1GHz~5GHz

5GHz~12GHz

5GHz~12GHz

12GHz~26.5GHz

12GHz~26.5GHz

1RB#0 | 1RB#0

The results shown in this test report refer only to the sample(s) tested unless otherwise stated and the sample(s) are retained for 30 days only. The document is issued by HUAK, this document cannot be reproduced except in full with our prior written permission. The more details and the authenticity of the report will be confirmed at http://www.cer-mark.com.

LTE FDD Band 4-3MHz Channel Bandwidth	
Low Channel	
QPSK	16QAM
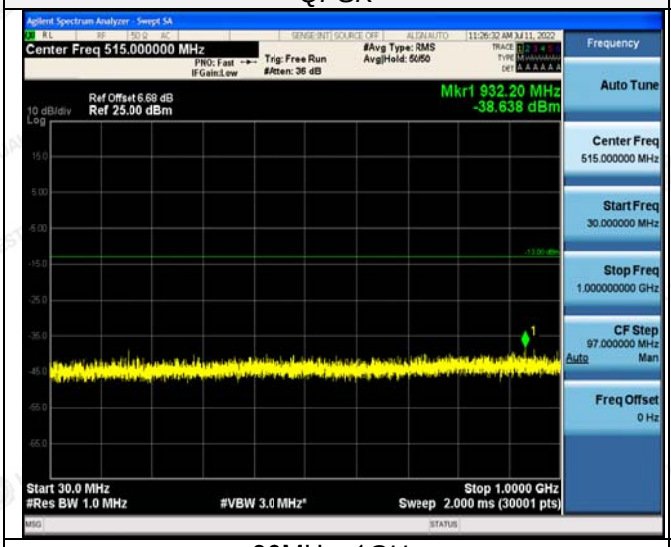	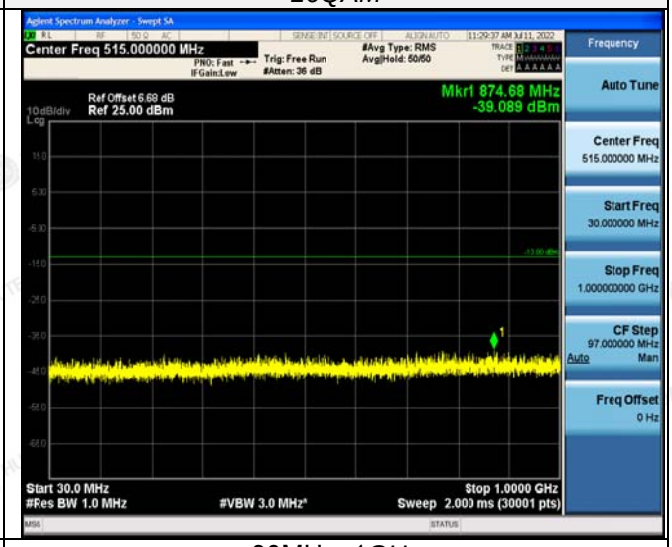
30MHz~1*GHz*	30MHz~1*GHz*
1*GHz*~5*GHz*	1*GHz*~5*GHz*
5*GHz*~12*GHz*	5*GHz*~12*GHz*

The results shown in this test report refer only to the sample(s) tested unless otherwise stated and the sample(s) are retained for 30 days only. The document is issued by HUAK, this document cannot be reproduced except in full with our prior written permission. The more details and the authenticity of the report will be confirmed at http://www.cer-mark.com.

12*GHz*~26.5*GHz*	12*GHz*~26.5*GHz*
1RB#0	1RB#0

LTE FDD Band 4-3MHz Channel Bandwidth	
Middle Channel	
QPSK	*16QAM*
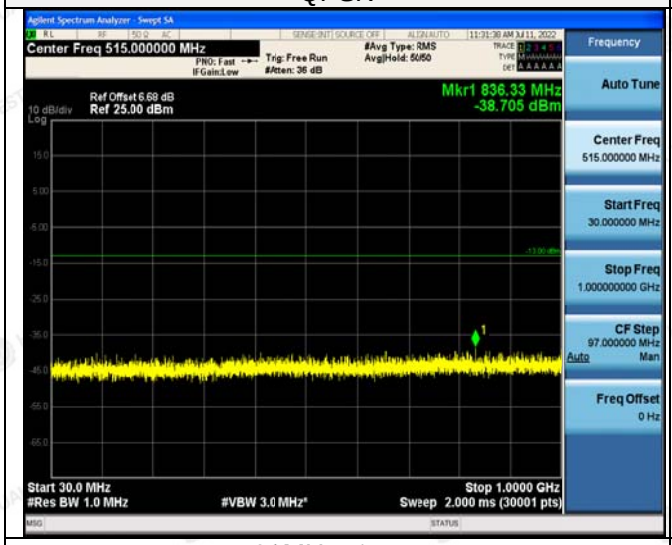	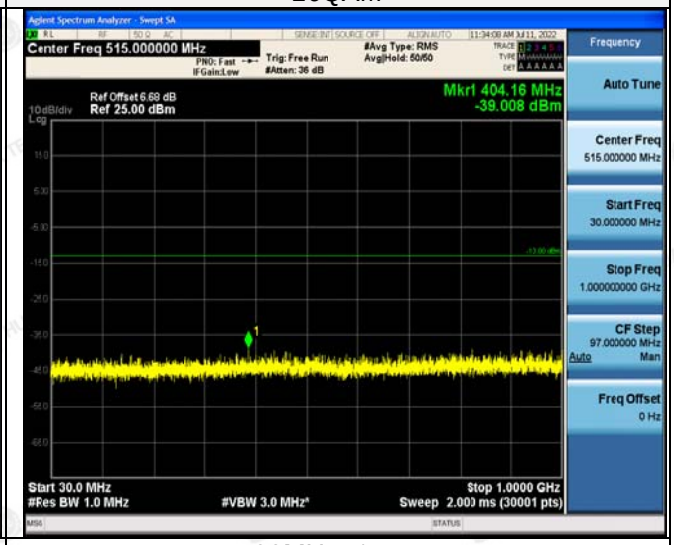
30MHz~1*GHz*	30MHz~1*GHz*
1*GHz*~5*GHz*	1*GHz*~5*GHz*

The results shown in this test report refer only to the sample(s) tested unless otherwise stated and the sample(s) are retained for 30 days only. The document is issued by HUAK, this document cannot be reproduced except in full with our prior written permission. The more details and the authenticity of the report will be confirmed at http://www.cer-mark.com.

5GHz~12GHz

5GHz~12GHz

12GHz~26.5GHz

1RB#0

12GHz~26.5GHz

1RB#0

LTE FDD Band 4-3MHz Channel Bandwidth	
High Channel	
QPSK	16QAM

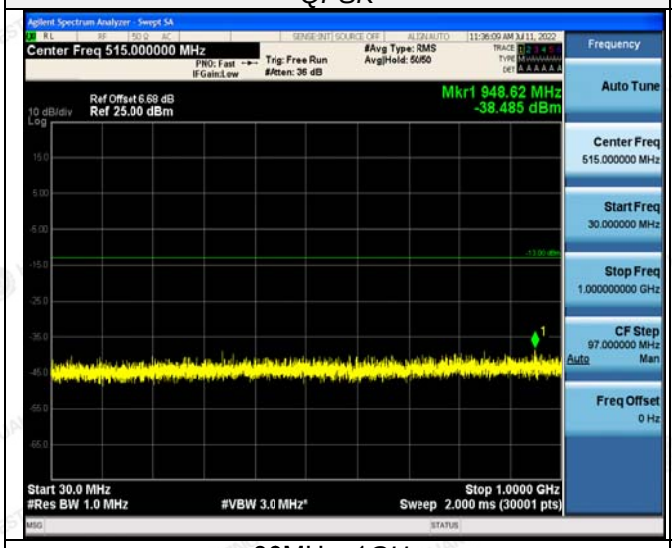

30MHz~1GHz

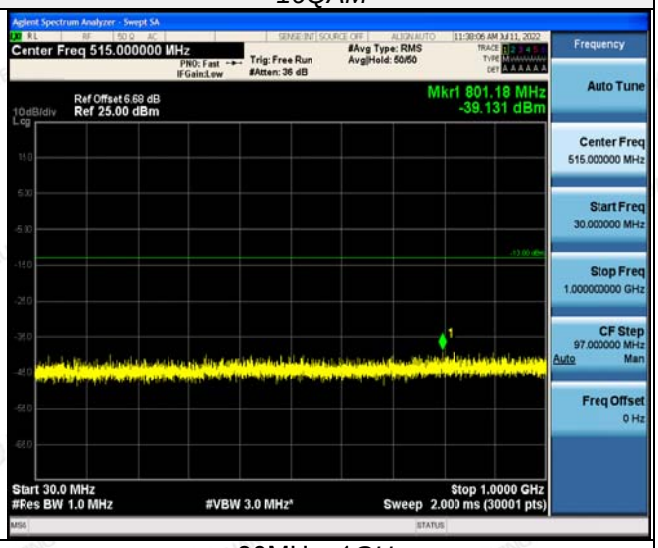

30MHz~1GHz

The results shown in this test report refer only to the sample(s) tested unless otherwise stated and the sample(s) are retained for 30 days only. The document is issued by HUAK, this document cannot be reproduced except in full with our prior written permission. The more details and the authenticity of the report will be confirmed at http://www.cer-mark.com.

1GHz~5GHz

1GHz~5GHz

5GHz~12GHz

5GHz~12GHz

12GHz~26.5GHz

12GHz~26.5GHz

1RB#0 | 1RB#0

The results shown in this test report refer only to the sample(s) tested unless otherwise stated and the sample(s) are retained for 30 days only. The document is issued by HUAK, this document cannot be reproduced except in full with our prior written permission. The more details and the authenticity of the report will be confirmed at http://www.cer-mark.com.

LTE FDD Band 4-5MHz Channel Bandwidth	
Low Channel	
QPSK	16QAM
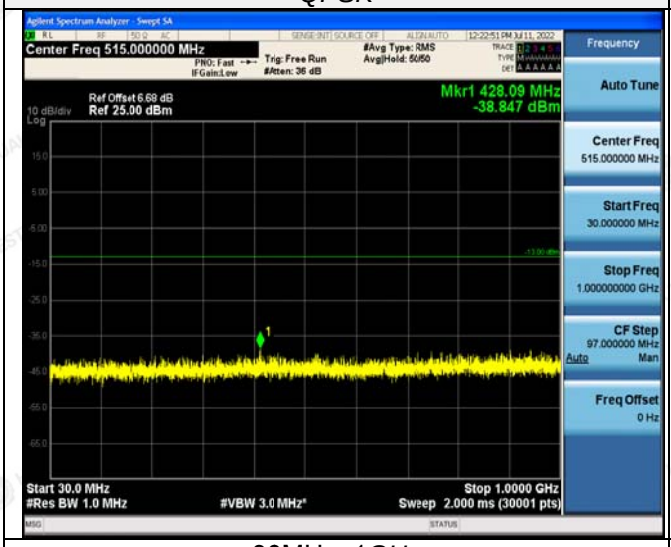	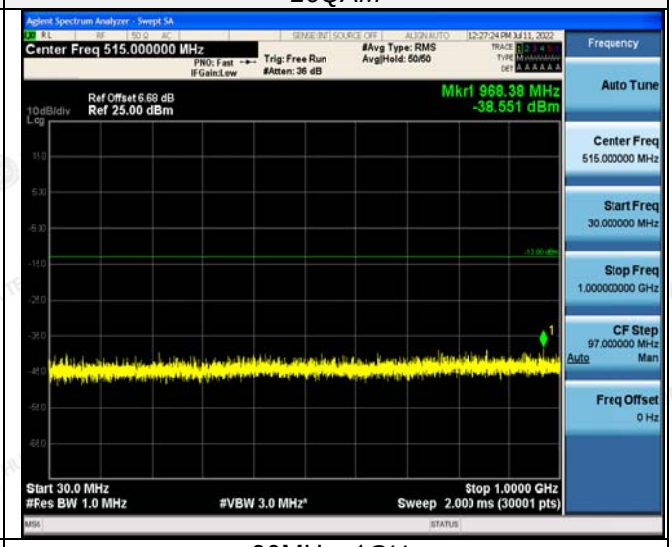
30MHz~1*GHz*	30MHz~1*GHz*
1*GHz*~5*GHz*	1*GHz*~5*GHz*
5*GHz*~12*GHz*	5*GHz*~12*GHz*

The results shown in this test report refer only to the sample(s) tested unless otherwise stated and the sample(s) are retained for 30 days only. The document is issued by HUAK, this document cannot be reproduced except in full with our prior written permission. The more details and the authenticity of the report will be confirmed at http://www.cer-mark.com.

12*GHz*~26.5*GHz*	12*GHz*~26.5*GHz*
1RB#0	*1RB#0*

LTE FDD Band 4-5MHz Channel Bandwidth	
Middle Channel	
QPSK	*16QAM*
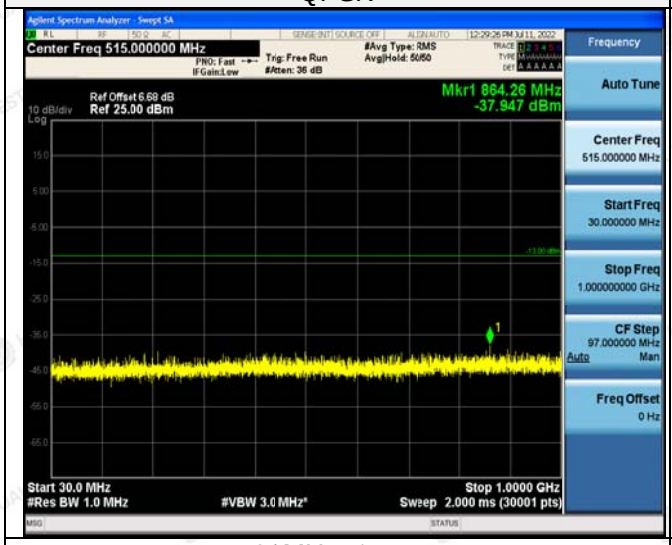	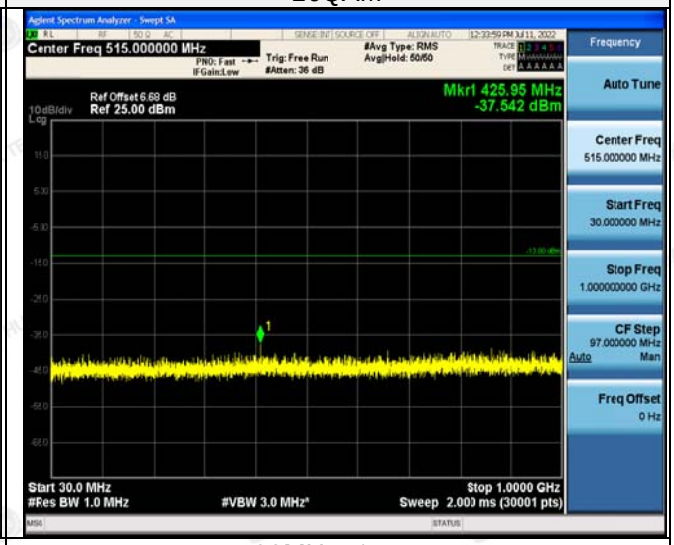
30MHz~1*GHz*	30MHz~1*GHz*
1*GHz*~5*GHz*	1*GHz*~5*GHz*

The results shown in this test report refer only to the sample(s) tested unless otherwise stated and the sample(s) are retained for 30 days only. The document is issued by HUAK, this document cannot be reproduced except in full with our prior written permission. The more details and the authenticity of the report will be confirmed at http://www.cer-mark.com.

5GHz~12GHz

5GHz~12GHz

12GHz~26.5GHz

1RB#0

12GHz~26.5GHz

1RB#0

LTE FDD Band 4-5MHz Channel Bandwidth

High Channel

QPSK

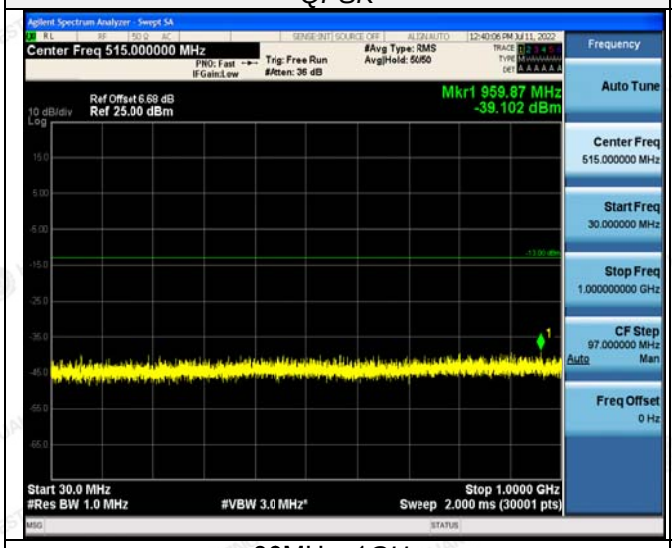

30MHz~1GHz

16QAM

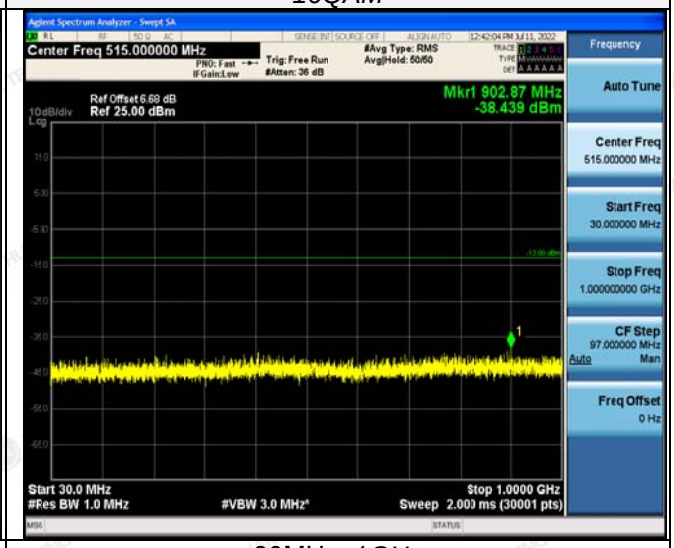

30MHz~1GHz

The results shown in this test report refer only to the sample(s) tested unless otherwise stated and the sample(s) are retained for 30 days only. The document is issued by HUAK, this document cannot be reproduced except in full with our prior written permission. The more details and the authenticity of the report will be confirmed at http://www.cer-mark.com.

1GHz~5GHz

1GHz~5GHz

5GHz~12GHz

5GHz~12GHz

12GHz~26.5GHz

12GHz~26.5GHz

1RB#0 | 1RB#0

The results shown in this test report refer only to the sample(s) tested unless otherwise stated and the sample(s) are retained for 30 days only. The document is issued by HUAK, this document cannot be reproduced except in full with our prior written permission. The more details and the authenticity of the report will be confirmed at http://www.cer-mark.com.

LTE FDD Band 4-10MHz Channel Bandwidth	
Low Channel	
QPSK	*16QAM*
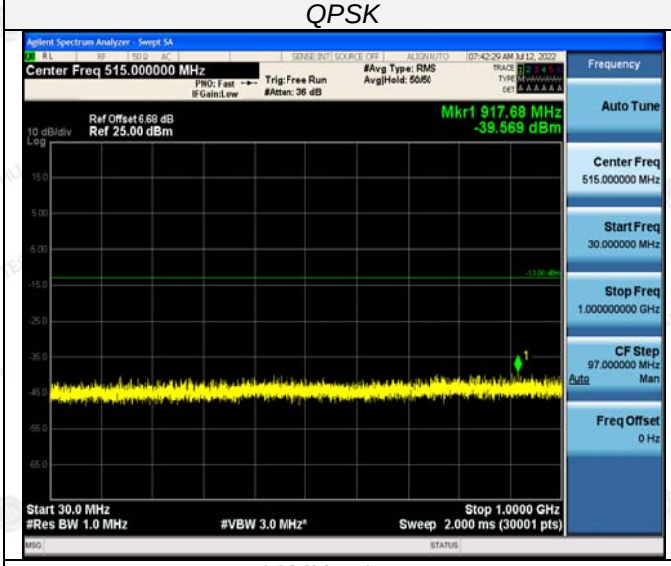	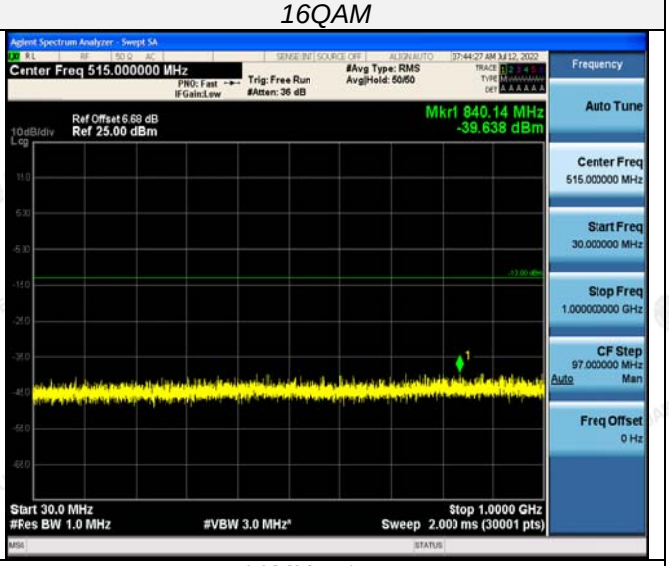
30MHz~1*GHz*	30MHz~1*GHz*
1*GHz*~5*GHz*	1*GHz*~5*GHz*
	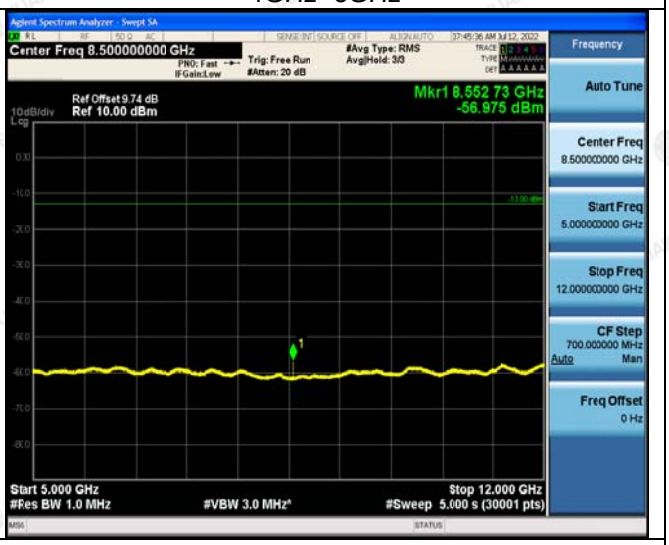
5*GHz*~12*GHz*	5*GHz*~12*GHz*

The results shown in this test report refer only to the sample(s) tested unless otherwise stated and the sample(s) are retained for 30 days only. The document is issued by HUAK, this document cannot be reproduced except in full with our prior written permission. The more details and the authenticity of the report will be confirmed at http://www.cer-mark.com.

12*GHz*~26.5*GHz*

1RB#0

12*GHz*~26.5*GHz*

1RB#0

LTE FDD Band 4-10MHz Channel Bandwidth	
Middle Channel	
QPSK	*16QAM*

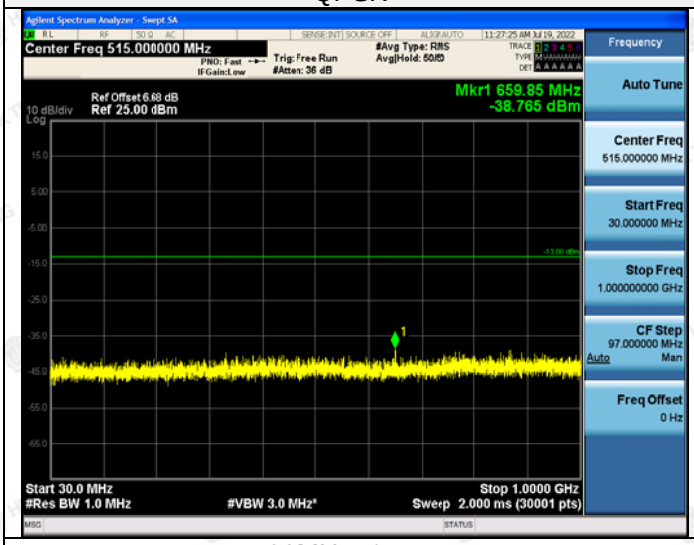

30MHz~1*GHz*

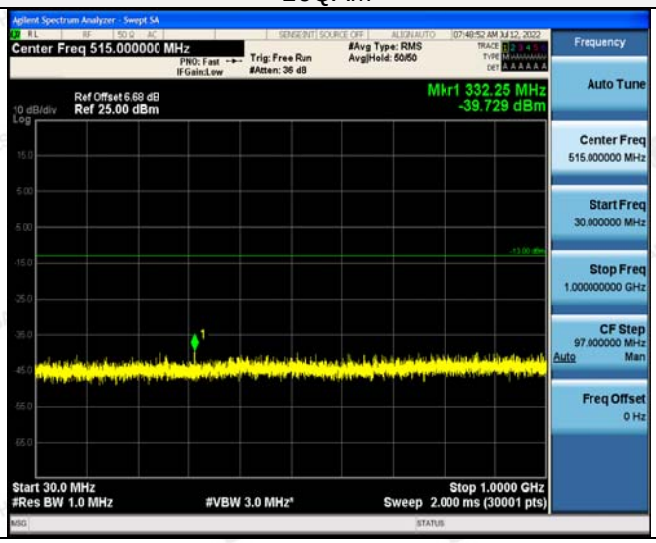

30MHz~1*GHz*

1*GHz*~5*GHz*

1*GHz*~5*GHz*

The results shown in this test report refer only to the sample(s) tested unless otherwise stated and the sample(s) are retained for 30 days only. The document is issued by HUAK, this document cannot be reproduced except in full with our prior written permission. The more details and the authenticity of the report will be confirmed at http://www.cer-mark.com.