5GHz~12GHz

5GHz~12GHz

12GHz~26.5GHz

1RB#0

12GHz~26.5GHz

1RB#0

LTE FDD Band 4-10MHz Channel Bandwidth	
High Channel	
QPSK	16QAM

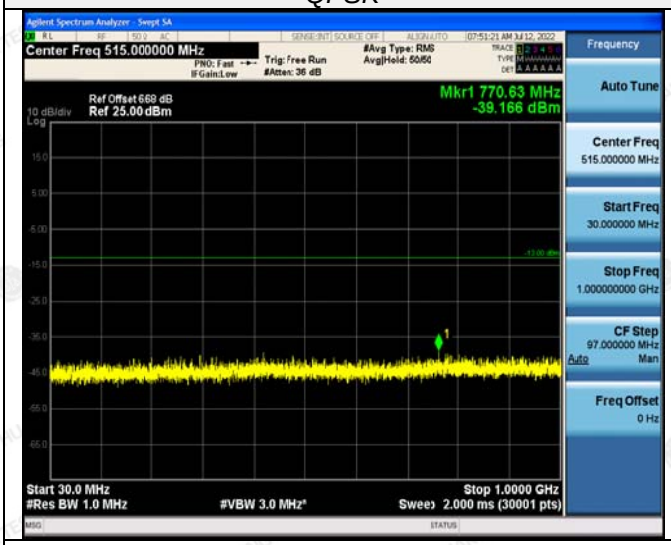

30MHz~1GHz

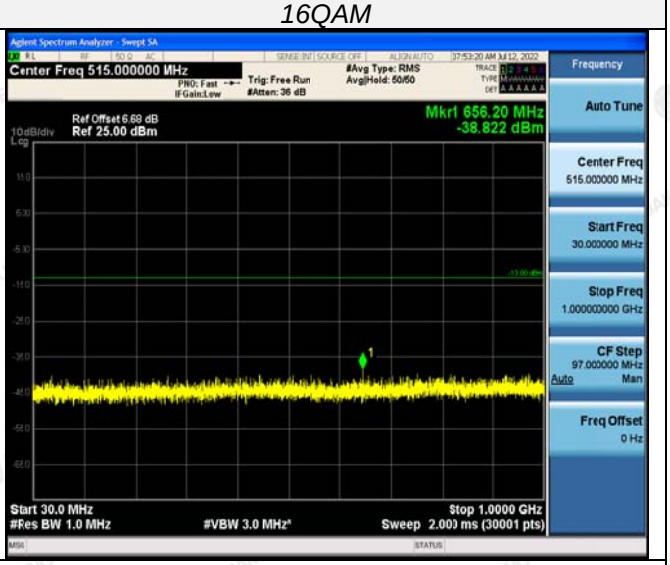

30MHz~1GHz

The results shown in this test report refer only to the sample(s) tested unless otherwise stated and the sample(s) are retained for 30 days only. The document is issued by HUAK, this document cannot be reproduced except in full with our prior written permission. The more details and the authenticity of the report will be confirmed at http://www.cer-mark.com.

1GHz~5GHz

1GHz~5GHz

5GHz~12GHz

5GHz~12GHz

12GHz~26.5GHz

12GHz~26.5GHz

1RB#0 | 1RB#0

The results shown in this test report refer only to the sample(s) tested unless otherwise stated and the sample(s) are retained for 30 days only. The document is issued by HUAK, this document cannot be reproduced except in full with our prior written permission. The more details and the authenticity of the report will be confirmed at http://www.cer-mark.com.

LTE FDD Band 4-15MHz Channel Bandwidth	
Low Channel	
QPSK	16QAM
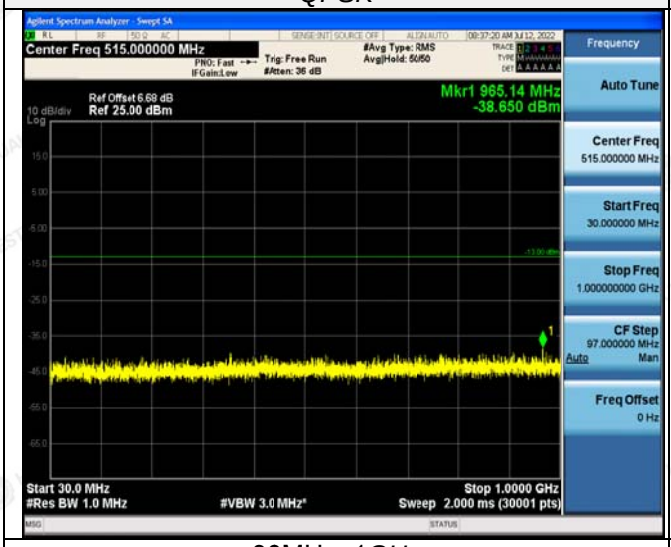	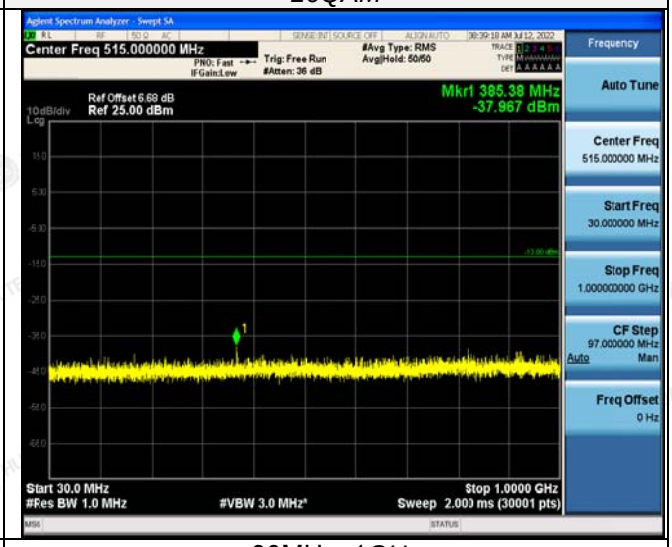
30MHz~1*GHz*	30MHz~1*GHz*
1*GHz*~5*GHz*	1*GHz*~5*GHz*
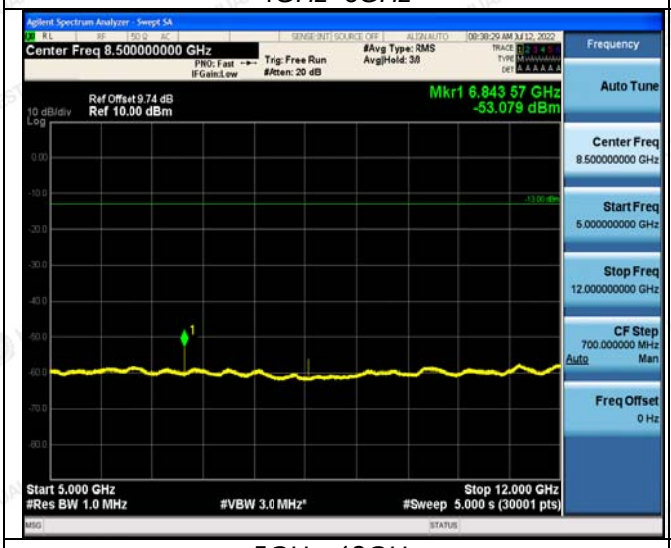	
5*GHz*~12*GHz*	5*GHz*~12*GHz*

The results shown in this test report refer only to the sample(s) tested unless otherwise stated and the sample(s) are retained for 30 days only. The document is issued by HUAK, this document cannot be reproduced except in full with our prior written permission. The more details and the authenticity of the report will be confirmed at http://www.cer-mark.com.

12*GHz*~26.5*GHz*	12*GHz*~26.5*GHz*
1RB#0	1RB#0

LTE FDD Band 4-15MHz Channel Bandwidth	
Middle Channel	
QPSK	*16QAM*
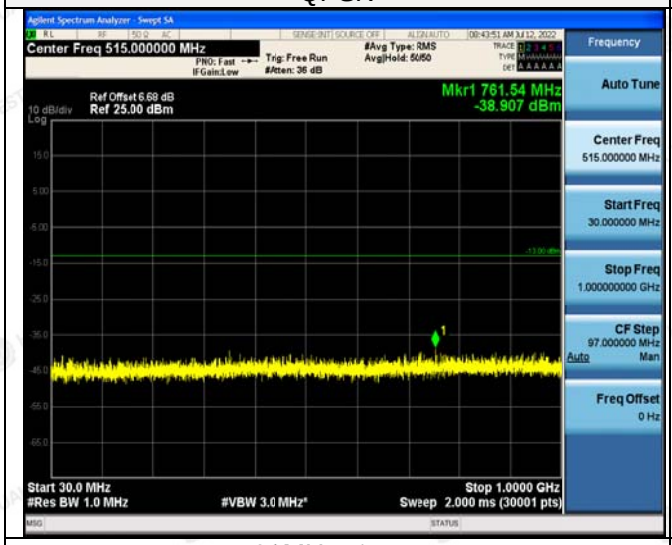	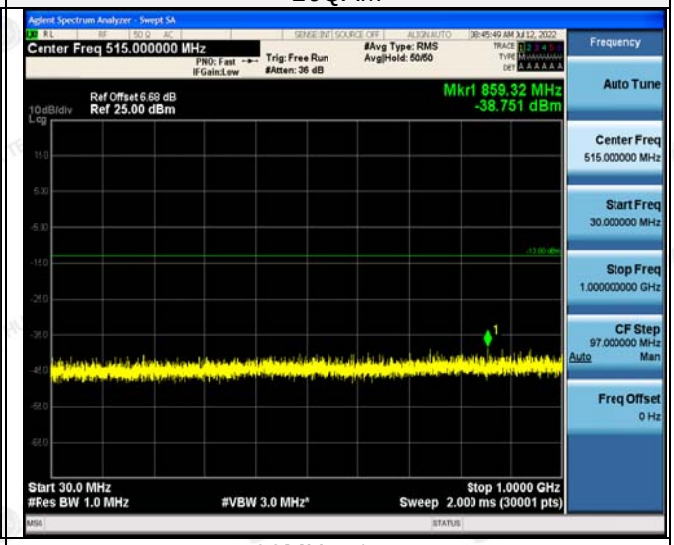
30MHz~1*GHz*	30MHz~1*GHz*
1*GHz*~5*GHz*	1*GHz*~5*GHz*

The results shown in this test report refer only to the sample(s) tested unless otherwise stated and the sample(s) are retained for 30 days only. The document is issued by HUAK, this document cannot be reproduced except in full with our prior written permission. The more details and the authenticity of the report will be confirmed at http://www.cer-mark.com.

5GHz~12GHz

5GHz~12GHz

12GHz~26.5GHz

1RB#0

12GHz~26.5GHz

1RB#0

LTE FDD Band 4-15MHz Channel Bandwidth	
High Channel	
QPSK	16QAM

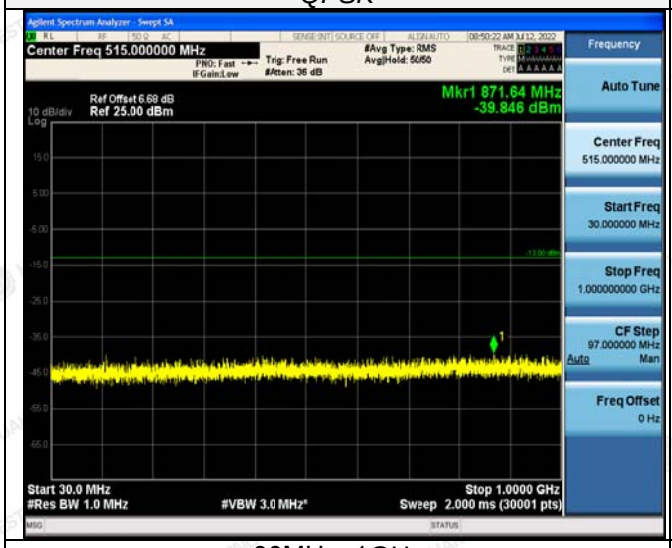

30MHz~1GHz

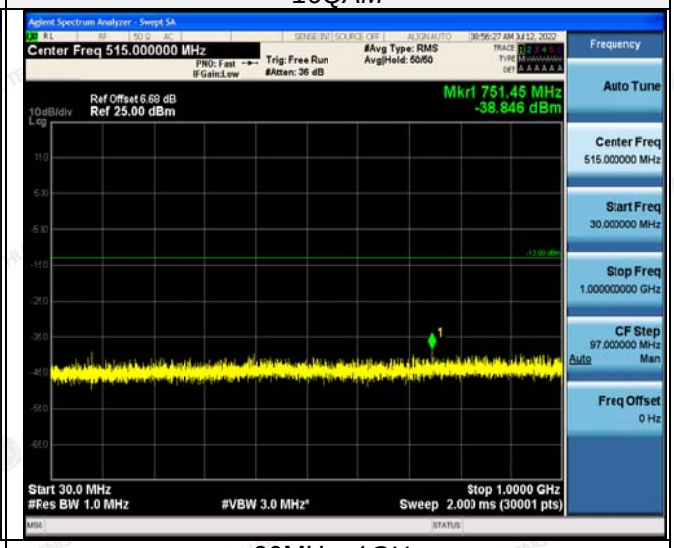

30MHz~1GHz

The results shown in this test report refer only to the sample(s) tested unless otherwise stated and the sample(s) are retained for 30 days only. The document is issued by HUAK, this document cannot be reproduced except in full with our prior written permission. The more details and the authenticity of the report will be confirmed at http://www.cer-mark.com.

1GHz~5GHz

1GHz~5GHz

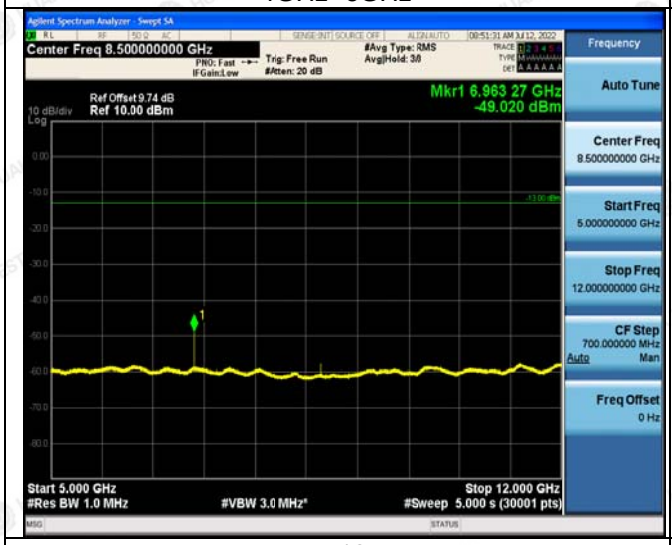

5GHz~12GHz

5GHz~12GHz

12GHz~26.5GHz

12GHz~26.5GHz

1RB#0 | 1RB#0

The results shown in this test report refer only to the sample(s) tested unless otherwise stated and the sample(s) are retained for 30 days only. The document is issued by HUAK, this document cannot be reproduced except in full with our prior written permission. The more details and the authenticity of the report will be confirmed at http://www.cer-mark.com.

LTE FDD Band 4-20MHz Channel Bandwidth	
Low Channel	
QPSK	16QAM
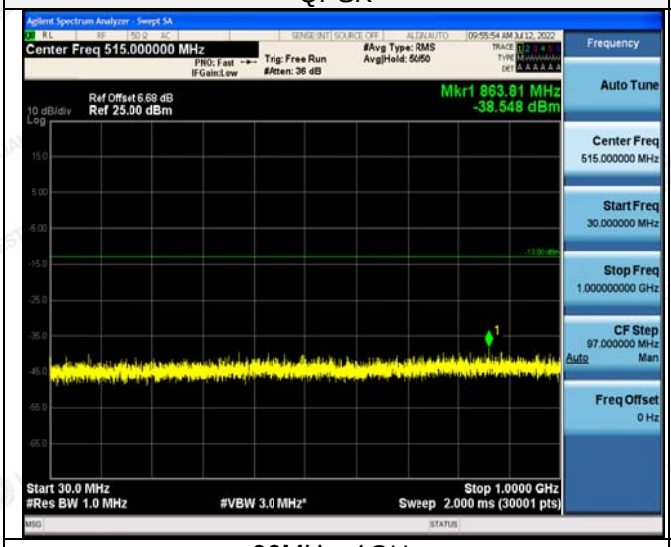	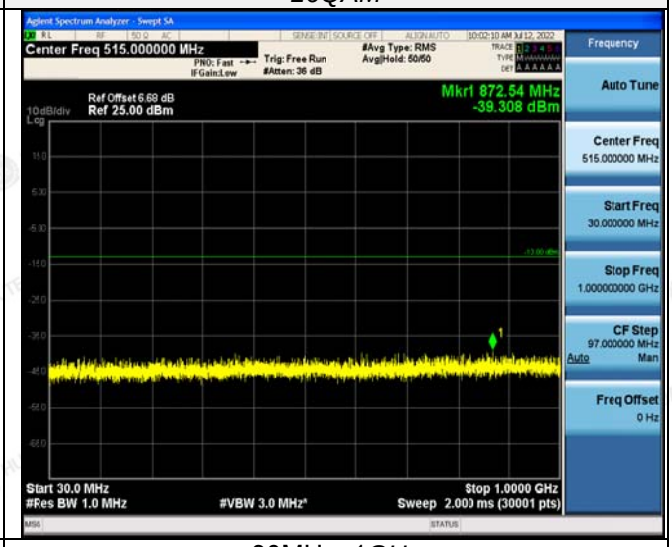
30MHz~1*GHz*	30MHz~1*GHz*
1*GHz*~5*GHz*	1*GHz*~5*GHz*
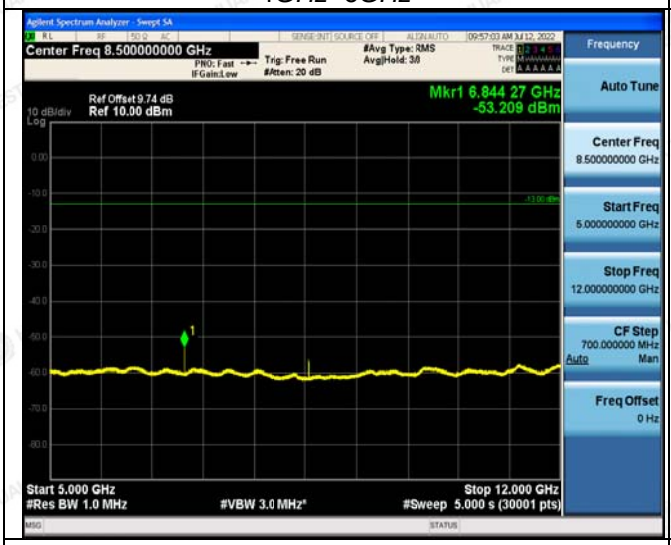	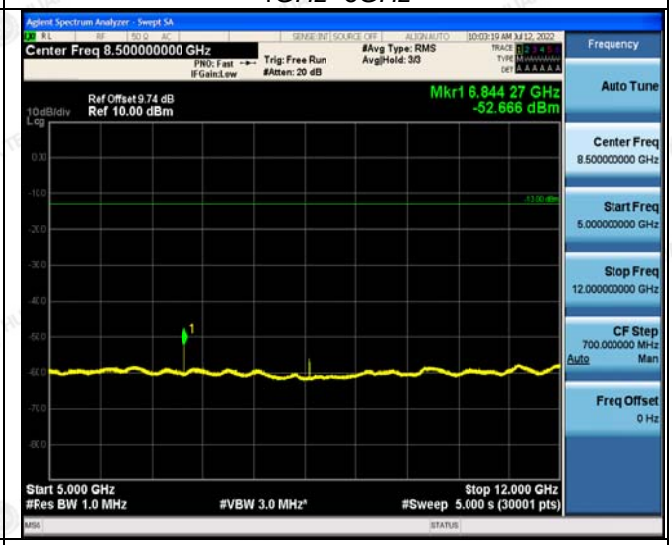
5*GHz*~12*GHz*	5*GHz*~12*GHz*

The results shown in this test report refer only to the sample(s) tested unless otherwise stated and the sample(s) are retained for 30 days only. The document is issued by HUAK, this document cannot be reproduced except in full with our prior written permission. The more details and the authenticity of the report will be confirmed at http://www.cer-mark.com.

12GHz~26.5GHz

1RB#0

12GHz~26.5GHz

1RB#0

LTE FDD Band 4-20MHz Channel Bandwidth

Middle Channel

QPSK

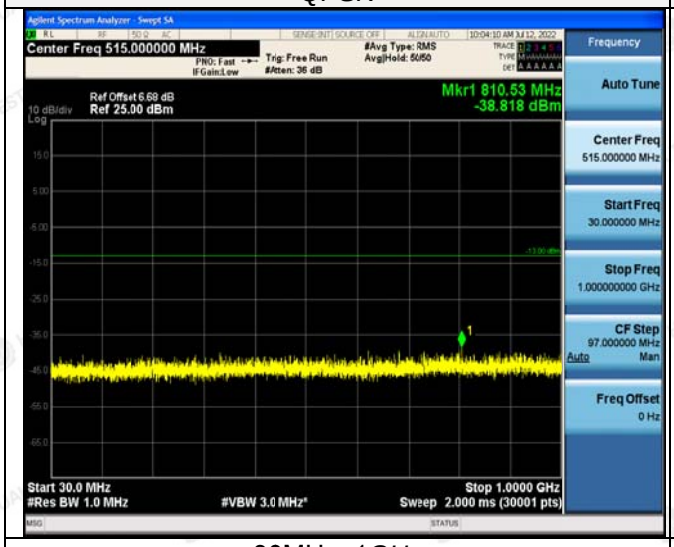

30MHz~1GHz

16QAM

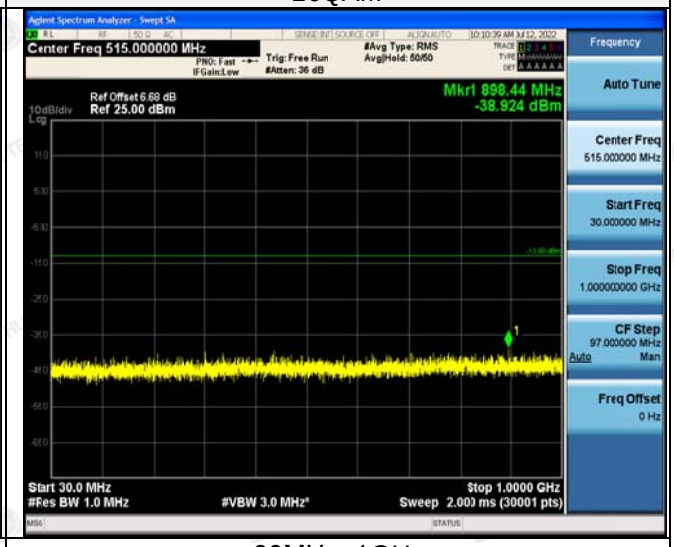

30MHz~1GHz

1GHz~5GHz

1GHz~5GHz

The results shown in this test report refer only to the sample(s) tested unless otherwise stated and the sample(s) are retained for 30 days only. The document is issued by HUAK, this document cannot be reproduced except in full with our prior written permission. The more details and the authenticity of the report will be confirmed at http://www.cer-mark.com.

5GHz~12GHz

5GHz~12GHz

12GHz~26.5GHz

1RB#0

12GHz~26.5GHz

1RB#0

LTE FDD Band 4-20MHz Channel Bandwidth	
High Channel	
QPSK	16QAM

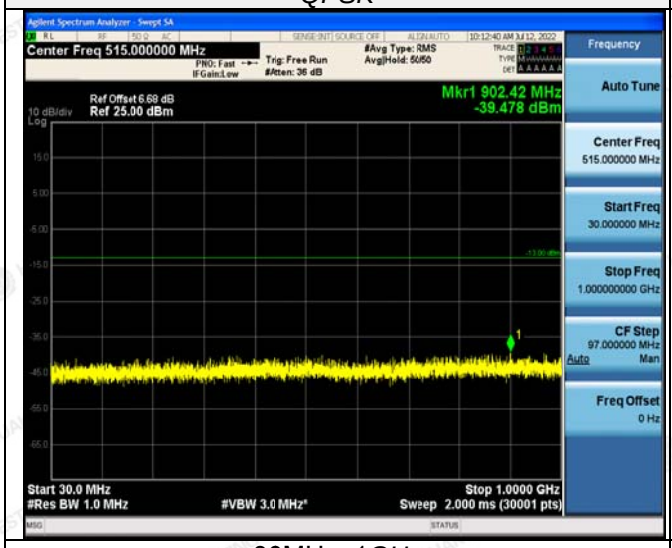

30MHz~1GHz

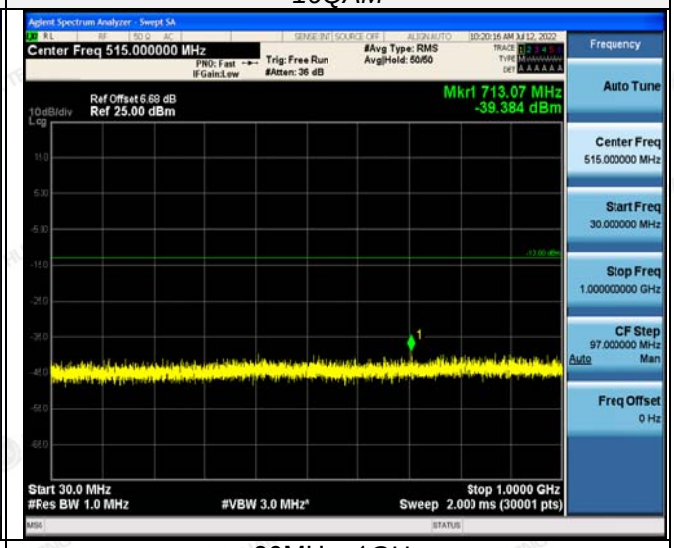

30MHz~1GHz

The results shown in this test report refer only to the sample(s) tested unless otherwise stated and the sample(s) are retained for 30 days only. The document is issued by HUAK, this document cannot be reproduced except in full with our prior written permission. The more details and the authenticity of the report will be confirmed at http://www.cer-mark.com.

1GHz~5GHz

1GHz~5GHz

5GHz~12GHz

5GHz~12GHz

12GHz~26.5GHz

12GHz~26.5GHz

1RB#0 | 1RB#0

The results shown in this test report refer only to the sample(s) tested unless otherwise stated and the sample(s) are retained for 30 days only. The document is issued by HUAK, this document cannot be reproduced except in full with our prior written permission. The more details and the authenticity of the report will be confirmed at http://www.cer-mark.com.

Radiated Measurement:

Remark:
1. *We were tested all RB Configuration refer 3GPP TS136 521 for each Channel Bandwidth of LTE FDD Band 4; recorded worst case for each Channel Bandwidth of LTE FDD Band 4.*
2. *EIRP=P_{Mea}(dBm)-P_{cl}(dB) +G_a(dBi)*
3. *We were not recorded other points as values lower than limits.*
4. *Margin = Limit – EIRP*

LTE FDD Band 4_Channel Bandwidth 1.4MHz_QPSK_ Low Channel

Frequency (MHz)	PMea (dBm)	Pcl (dB)	Diatance	Ga Antenna Gain(dB)	Peak EIRP (dBm)	Limit (dBm)	Margin (dB)	Polarization
3421.4	-44.64	4.02	3	12.5	-36.16	-13.00	23.16	H
5132.1	-48.09	5.11	3	13.38	-39.82	-13.00	26.82	H
3421.4	-51.43	4.02	3	12.5	-42.95	-13.00	29.95	V
5132.1	-50.07	5.11	3	13.38	-41.8	-13.00	28.8	V

LTE FDD Band 4_Channel Bandwidth 1.4MHz_QPSK_ Middle Channel

Frequency (MHz)	PMea (dBm)	Pcl (dB)	Diatance	Ga Antenna Gain(dB)	EIRP (dBm)	Limit (dBm)	Margin (dB)	Polarization
3465.0	-44.24	4.02	3	12.45	-35.81	-13.00	22.81	H
5197.5	-48.17	5.11	3	13.38	-39.9	-13.00	26.9	H
3465.0	-48.72	4.02	3	12.45	-40.29	-13.00	27.29	V
5197.5	-47.8	5.11	3	13.38	-39.53	-13.00	26.53	V

LTE FDD Band 4_Channel Bandwidth 1.4MHz_QPSK_ High Channel

Frequency (MHz)	PMea (dBm)	Pcl (dB)	Diatance	Ga Antenna Gain(dB)	EIRP (dBm)	Limit (dBm)	Margin (dB)	Polarization
3508.6	-43.16	4.02	3	12.21	-34.97	-13.00	21.97	H
5262.9	-46.4	5.11	3	13.26	-38.25	-13.00	25.25	H
3508.6	-48.33	4.02	3	12.21	-40.14	-13.00	27.14	V
5262.9	-48.09	5.11	3	13.26	-39.94	-13.00	26.94	V

LTE FDD Band 4_Channel Bandwidth 3MHz_QPSK_ Low Channel

Frequency (MHz)	PMea (dBm)	Pcl (dB)	Diatance	Ga Antenna Gain(dB)	Peak EIRP (dBm)	Limit (dBm)	Margin (dB)	Polarization
3423.0	-45.44	4.02	3	12.5	-36.96	-13.00	23.96	H
5134.5	-48.89	5.11	3	13.38	-40.62	-13.00	27.62	H
3423.0	-51.15	4.02	3	12.5	-42.67	-13.00	29.67	V
5134.5	-48.65	5.11	3	13.38	-40.38	-13.00	27.38	V

LTE FDD Band 4_Channel Bandwidth 3MHz_QPSK_ Middle Channel

Frequency (MHz)	PMea (dBm)	Pcl (dB)	Diatance	Ga Antenna Gain(dB)	EIRP (dBm)	Limit (dBm)	Margin (dB)	Polarization
3465.0	-44.34	4.02	3	12.45	-35.91	-13.00	22.91	H
5197.5	-46.74	5.11	3	13.38	-38.47	-13.00	25.47	H
3465.0	-49.79	4.02	3	12.45	-41.36	-13.00	28.36	V
5197.5	-48.05	5.11	3	13.38	-39.78	-13.00	26.78	V

The results shown in this test report refer only to the sample(s) tested unless otherwise stated and the sample(s) are retained for 30 days only. The document is issued by HUAK, this document cannot be reproduced except in full with our prior written permission. The more details and the authenticity of the report will be confirmed at http://www.cer-mark.com.

LTE FDD Band 4_Channel Bandwidth 3MHz_QPSK_ High Channel

Frequency (MHz)	PMea (dBm)	Pcl (dB)	Diatance	Ga Antenna Gain(dB)	EIRP (dBm)	Limit (dBm)	Margin (dB)	Polarization
3507.0	-43.69	4.02	3	12.21	-35.5	-13.00	22.5	H
5260.5	-47.61	5.11	3	13.26	-39.46	-13.00	26.46	H
3507.0	-48.44	4.02	3	12.21	-40.25	-13.00	27.25	V
5260.5	-48.56	5.11	3	13.26	-40.41	-13.00	27.41	V

LTE FDD Band 4_Channel Bandwidth 5MHz_QPSK_ Low Channel

Frequency (MHz)	PMea (dBm)	Pcl (dB)	Diatance	Ga Antenna Gain(dB)	Peak EIRP (dBm)	Limit (dBm)	Margin (dB)	Polarization
3425.0	-44.26	4.02	3	12.5	-35.78	-13.00	22.78	H
5137.5	-50.65	5.11	3	13.38	-42.38	-13.00	29.38	H
3425.0	-53.83	4.02	3	12.5	-45.35	-13.00	32.35	V
5137.5	-49.77	5.11	3	13.38	-41.5	-13.00	28.5	V

LTE FDD Band 4_Channel Bandwidth 5MHz_QPSK_ Middle Channel

Frequency (MHz)	PMea (dBm)	Pcl (dB)	Diatance	Ga Antenna Gain(dB)	EIRP (dBm)	Limit (dBm)	Margin (dB)	Polarization
3465.0	-44.08	4.02	3	12.45	-35.65	-13.00	22.65	H
5197.5	-47.53	5.11	3	13.38	-39.26	-13.00	26.26	H
3465.0	-50.09	4.02	3	12.45	-41.66	-13.00	28.66	V
5197.5	-46.86	5.11	3	13.38	-38.59	-13.00	25.59	V

LTE FDD Band 4_Channel Bandwidth 5MHz_QPSK_ High Channel

Frequency (MHz)	PMea (dBm)	Pcl (dB)	Diatance	Ga Antenna Gain(dB)	EIRP (dBm)	Limit (dBm)	Margin (dB)	Polarization
3505.0	-42.75	4.02	3	12.21	-34.56	-13.00	21.56	H
5257.5	-47.45	5.11	3	13.26	-39.3	-13.00	26.3	H
3505.0	-48.77	4.02	3	12.21	-40.58	-13.00	27.58	V
5257.5	-47.93	5.11	3	13.26	-39.78	-13.00	26.78	V

LTE FDD Band 4_Channel Bandwidth 10MHz_QPSK_ Low Channel

Frequency (MHz)	PMea (dBm)	Pcl (dB)	Diatance	Ga Antenna Gain(dB)	Peak EIRP (dBm)	Limit (dBm)	Margin (dB)	Polarization
3430.0	-44.64	4.02	3	12.5	-36.16	-13.00	23.16	H
5145.0	-49.37	5.11	3	13.38	-41.1	-13.00	28.1	H
3430.0	-51.22	4.02	3	12.5	-42.74	-13.00	29.74	V
5145.0	-49.02	5.11	3	13.38	-40.75	-13.00	27.75	V

LTE FDD Band 4_Channel Bandwidth 10MHz_QPSK_ Middle Channel

Frequency (MHz)	PMea (dBm)	Pcl (dB)	Diatance	Ga Antenna Gain(dB)	EIRP (dBm)	Limit (dBm)	Margin (dB)	Polarization
3465.0	-44.11	4.02	3	12.45	-35.68	-13.00	22.68	H
5197.5	-47.4	5.11	3	13.38	-39.13	-13.00	26.13	H
3465.0	-48.82	4.02	3	12.45	-40.39	-13.00	27.39	V
5197.5	-47.46	5.11	3	13.38	-39.19	-13.00	26.19	V

The results shown in this test report refer only to the sample(s) tested unless otherwise stated and the sample(s) are retained for 30 days only. The document is issued by HUAK, this document cannot be reproduced except in full with our prior written permission. The more details and the authenticity of the report will be confirmed at http://www.cer-mark.com.

LTE FDD Band 4_Channel Bandwidth 10MHz_QPSK_ High Channel

Frequency (MHz)	PMea (dBm)	Pcl (dB)	Diatance	Ga Antenna Gain(dB)	EIRP (dBm)	Limit (dBm)	Margin (dB)	Polarization
3500.0	-43.7	4.02	3	12.21	-35.51	-13.00	22.51	H
5250.0	-47.33	5.11	3	13.26	-39.18	-13.00	26.18	H
3500.0	-48.73	4.02	3	12.21	-40.54	-13.00	27.54	V
5250.0	-48.03	5.11	3	13.26	-39.88	-13.00	26.88	V

LTE FDD Band 4_Channel Bandwidth 15MHz_QPSK_ Low Channel

Frequency (MHz)	PMea (dBm)	Pcl (dB)	Diatance	Ga Antenna Gain(dB)	Peak EIRP (dBm)	Limit (dBm)	Margin (dB)	Polarization
3435.0	-45.67	4.02	3	12.5	-37.19	-13.00	24.19	H
5152.5	-50.41	5.11	3	13.38	-42.14	-13.00	29.14	H
3435.0	-51.25	4.02	3	12.5	-42.77	-13.00	29.77	V
5152.5	-50.16	5.11	3	13.38	-41.89	-13.00	28.89	V

LTE FDD Band 4_Channel Bandwidth 15MHz_QPSK_ Middle Channel

Frequency (MHz)	PMea (dBm)	Pcl (dB)	Diatance	Ga Antenna Gain(dB)	EIRP (dBm)	Limit (dBm)	Margin (dB)	Polarization
3465.0	-44.6	4.02	3	12.45	-36.17	-13.00	23.17	H
5197.5	-46.88	5.11	3	13.38	-38.61	-13.00	25.61	H
3465.0	-49.88	4.02	3	12.45	-41.45	-13.00	28.45	V
5197.5	-48.17	5.11	3	13.38	-39.9	-13.00	26.9	V

LTE FDD Band 4_Channel Bandwidth 15MHz_QPSK_ High Channel

Frequency (MHz)	PMea (dBm)	Pcl (dB)	Diatance	Ga Antenna Gain(dB)	EIRP (dBm)	Limit (dBm)	Margin (dB)	Polarization
3495.0	-43.36	4.02	3	12.21	-35.17	-13.00	22.17	H
5242.5	-46.97	5.11	3	13.26	-38.82	-13.00	25.82	H
3495.0	-48.3	4.02	3	12.21	-40.11	-13.00	27.11	V
5242.5	-47.75	5.11	3	13.26	-39.6	-13.00	26.6	V

LTE FDD Band 4_Channel Bandwidth 20MHz_QPSK_ Low Channel

Frequency (MHz)	PMea (dBm)	Pcl (dB)	Diatance	Ga Antenna Gain(dB)	Peak EIRP (dBm)	Limit (dBm)	Margin (dB)	Polarization
3440.0	-47.71	4.02	3	12.5	-39.23	-13.00	26.23	H
5160.0	-51.4	5.11	3	13.38	-43.13	-13.00	30.13	H
3440.0	-49.17	4.02	3	12.5	-40.69	-13.00	27.69	V
5160.0	-50.26	5.11	3	13.38	-41.99	-13.00	28.99	V

LTE FDD Band 4_Channel Bandwidth 20MHz_QPSK_ Middle Channel

Frequency (MHz)	PMea (dBm)	Pcl (dB)	Diatance	Ga Antenna Gain(dB)	EIRP (dBm)	Limit (dBm)	Margin (dB)	Polarization
3465.0	-44.12	4.02	3	12.45	-35.69	-13.00	22.69	H
5197.5	-47.73	5.11	3	13.38	-39.46	-13.00	26.46	H
3465.0	-50.37	4.02	3	12.45	-41.94	-13.00	28.94	V
5197.5	-47.53	5.11	3	13.38	-39.26	-13.00	26.26	V

The results shown in this test report refer only to the sample(s) tested unless otherwise stated and the sample(s) are retained for 30 days only. The document is issued by HUAK, this document cannot be reproduced except in full with our prior written permission. The more details and the authenticity of the report will be confirmed at http://www.cer-mark.com.

LTE FDD Band 4_Channel Bandwidth 20MHz_QPSK_ High Channel

Frequency (MHz)	PMea (dBm)	Pcl (dB)	Diatance	Ga Antenna Gain(dB)	EIRP (dBm)	Limit (dBm)	Margin (dB)	Polarization
3490.0	-42.88	4.02	3	12.21	-34.69	-13.00	21.69	H
5235.0	-46.87	5.11	3	13.26	-38.72	-13.00	25.72	H
3490.0	-48.5	4.02	3	12.21	-40.31	-13.00	27.31	V
5235.0	-47.87	5.11	3	13.26	-39.72	-13.00	26.72	V

LTE FDD Band 4_Channel Bandwidth 1.4MHz_16QAM _ Low Channel

Frequency (MHz)	PMea (dBm)	Pcl (dB)	Diatance	Ga Antenna Gain(dB)	Peak EIRP (dBm)	Limit (dBm)	Margin (dB)	Polarization
3421.4	-45.05	4.02	3	12.5	-36.57	-13.00	23.57	H
5132.1	-49.34	5.11	3	13.38	-41.07	-13.00	28.07	H
3421.4	-52.36	4.02	3	12.5	-43.88	-13.00	30.88	V
5132.1	-48.68	5.11	3	13.38	-40.41	-13.00	27.41	V

LTE FDD Band 4_Channel Bandwidth 1.4MHz_16QAM _ Middle Channel

Frequency (MHz)	PMea (dBm)	Pcl (dB)	Diatance	Ga Antenna Gain(dB)	EIRP (dBm)	Limit (dBm)	Margin (dB)	Polarization
3465.0	-43.93	4.02	3	12.45	-35.5	-13.00	22.5	H
5197.5	-47.42	5.11	3	13.38	-39.15	-13.00	26.15	H
3465.0	-49.82	4.02	3	12.45	-41.39	-13.00	28.39	V
5197.5	-46.7	5.11	3	13.38	-38.43	-13.00	25.43	V

LTE FDD Band 4_Channel Bandwidth 1.4MHz_16QAM _ High Channel

Frequency (MHz)	PMea (dBm)	Pcl (dB)	Diatance	Ga Antenna Gain(dB)	EIRP (dBm)	Limit (dBm)	Margin (dB)	Polarization
3508.6	-42.91	4.02	3	12.21	-34.72	-13.00	21.72	H
5262.9	-47.45	5.11	3	13.26	-39.3	-13.00	26.3	H
3508.6	-48.97	4.02	3	12.21	-40.78	-13.00	27.78	V
5262.9	-47.93	5.11	3	13.26	-39.78	-13.00	26.78	V

LTE FDD Band 4_Channel Bandwidth 3MHz_16QAM _ Low Channel

Frequency (MHz)	PMea (dBm)	Pcl (dB)	Diatance	Ga Antenna Gain(dB)	Peak EIRP (dBm)	Limit (dBm)	Margin (dB)	Polarization
3423.0	-43.94	4.02	3	12.5	-35.46	-13.00	22.46	H
5134.5	-50.51	5.11	3	13.38	-42.24	-13.00	29.24	H
3423.0	-51.73	4.02	3	12.5	-43.25	-13.00	30.25	V
5134.5	-49.4	5.11	3	13.38	-41.13	-13.00	28.13	V

LTE FDD Band 4_Channel Bandwidth 3MHz_16QAM _ Middle Channel

Frequency (MHz)	PMea (dBm)	Pcl (dB)	Diatance	Ga Antenna Gain(dB)	EIRP (dBm)	Limit (dBm)	Margin (dB)	Polarization
3465.0	-43.81	4.02	3	12.45	-35.38	-13.00	22.38	H
5197.5	-47.56	5.11	3	13.38	-39.29	-13.00	26.29	H
3465.0	-49.51	4.02	3	12.45	-41.08	-13.00	28.08	V
5197.5	-46.95	5.11	3	13.38	-38.68	-13.00	25.68	V

The results shown in this test report refer only to the sample(s) tested unless otherwise stated and the sample(s) are retained for 30 days only. The document is issued by HUAK, this document cannot be reproduced except in full with our prior written permission. The more details and the authenticity of the report will be confirmed at http://www.cer-mark.com.

LTE FDD Band 4_Channel Bandwidth 3MHz_16QAM _ High Channel

Frequency (MHz)	PMea (dBm)	Pcl (dB)	Diatance	Ga Antenna Gain(dB)	EIRP (dBm)	Limit (dBm)	Margin (dB)	Polarization
3507.0	-42.55	4.02	3	12.21	-34.36	-13.00	21.36	H
5260.5	-47.23	5.11	3	13.26	-39.08	-13.00	26.08	H
3507.0	-49.31	4.02	3	12.21	-41.12	-13.00	28.12	V
5260.5	-47.77	5.11	3	13.26	-39.62	-13.00	26.62	V

LTE FDD Band 4_Channel Bandwidth 5MHz_16QAM _ Low Channel

Frequency (MHz)	PMea (dBm)	Pcl (dB)	Diatance	Ga Antenna Gain(dB)	Peak EIRP (dBm)	Limit (dBm)	Margin (dB)	Polarization
3425.0	-44.2	4.02	3	12.5	-35.72	-13.00	22.72	H
5137.5	-49.83	5.11	3	13.38	-41.56	-13.00	28.56	H
3425.0	-49.96	4.02	3	12.5	-41.48	-13.00	28.48	V
5137.5	-49.44	5.11	3	13.38	-41.17	-13.00	28.17	V

LTE FDD Band 4_Channel Bandwidth 5MHz_16QAM _ Middle Channel

Frequency (MHz)	PMea (dBm)	Pcl (dB)	Diatance	Ga Antenna Gain(dB)	EIRP (dBm)	Limit (dBm)	Margin (dB)	Polarization
3465.0	-44.12	4.02	3	12.45	-35.69	-13.00	22.69	H
5197.5	-47.6	5.11	3	13.38	-39.33	-13.00	26.33	H
3465.0	-49.34	4.02	3	12.45	-40.91	-13.00	27.91	V
5197.5	-48.03	5.11	3	13.38	-39.76	-13.00	26.76	V

LTE FDD Band 4_Channel Bandwidth 5MHz_16QAM _ High Channel

Frequency (MHz)	PMea (dBm)	Pcl (dB)	Diatance	Ga Antenna Gain(dB)	EIRP (dBm)	Limit (dBm)	Margin (dB)	Polarization
3505.0	-43.12	4.02	3	12.21	-34.93	-13.00	21.93	H
5257.5	-46.76	5.11	3	13.26	-38.61	-13.00	25.61	H
3505.0	-48.93	4.02	3	12.21	-40.74	-13.00	27.74	V
5257.5	-47.86	5.11	3	13.26	-39.71	-13.00	26.71	V

LTE FDD Band 4_Channel Bandwidth 10MHz_16QAM _ Low Channel

Frequency (MHz)	PMea (dBm)	Pcl (dB)	Diatance	Ga Antenna Gain(dB)	Peak EIRP (dBm)	Limit (dBm)	Margin (dB)	Polarization
3430.0	-45.45	4.02	3	12.5	-36.97	-13.00	23.97	H
5145.0	-48.35	5.11	3	13.38	-40.08	-13.00	27.08	H
3430.0	-50.94	4.02	3	12.5	-42.46	-13.00	29.46	V
5145.0	-47.6	5.11	3	13.38	-39.33	-13.00	26.33	V

LTE FDD Band 4_Channel Bandwidth 10MHz_16QAM _ Middle Channel

Frequency (MHz)	PMea (dBm)	Pcl (dB)	Diatance	Ga Antenna Gain(dB)	EIRP (dBm)	Limit (dBm)	Margin (dB)	Polarization
3465.0	-44.05	4.02	3	12.45	-35.62	-13.00	22.62	H
5197.5	-47.93	5.11	3	13.38	-39.66	-13.00	26.66	H
3465.0	-49.98	4.02	3	12.45	-41.55	-13.00	28.55	V
5197.5	-47.98	5.11	3	13.38	-39.71	-13.00	26.71	V

The results shown in this test report refer only to the sample(s) tested unless otherwise stated and the sample(s) are retained for 30 days only. The document is issued by HUAK, this document cannot be reproduced except in full with our prior written permission. The more details and the authenticity of the report will be confirmed at http://www.cer-mark.com.

LTE FDD Band 4_Channel Bandwidth 10MHz_16QAM _ High Channel

Frequency (MHz)	PMea (dBm)	Pcl (dB)	Diatance	Ga Antenna Gain(dB)	EIRP (dBm)	Limit (dBm)	Margin (dB)	Polarization
3500.0	-42.94	4.02	3	12.21	-34.75	-13.00	21.75	H
5250.0	-47.41	5.11	3	13.26	-39.26	-13.00	26.26	H
3500.0	-49.4	4.02	3	12.21	-41.21	-13.00	28.21	V
5250.0	-47.83	5.11	3	13.26	-39.68	-13.00	26.68	V

LTE FDD Band 4_Channel Bandwidth 15MHz_16QAM _ Low Channel

Frequency (MHz)	PMea (dBm)	Pcl (dB)	Diatance	Ga Antenna Gain(dB)	Peak EIRP (dBm)	Limit (dBm)	Margin (dB)	Polarization
3435.0	-44.27	4.02	3	12.5	-35.79	-13.00	22.79	H
5152.5	-47.58	5.11	3	13.38	-39.31	-13.00	26.31	H
3435.0	-49.65	4.02	3	12.5	-41.17	-13.00	28.17	V
5152.5	-47.93	5.11	3	13.38	-39.66	-13.00	26.66	V

LTE FDD Band 4_Channel Bandwidth 15MHz_16QAM _ Middle Channel

Frequency (MHz)	PMea (dBm)	Pcl (dB)	Diatance	Ga Antenna Gain(dB)	EIRP (dBm)	Limit (dBm)	Margin (dB)	Polarization
3465.0	-44.55	4.02	3	12.45	-36.12	-13.00	23.12	H
5197.5	-47.38	5.11	3	13.38	-39.11	-13.00	26.11	H
3465.0	-50.26	4.02	3	12.45	-41.83	-13.00	28.83	V
5197.5	-48.09	5.11	3	13.38	-39.82	-13.00	26.82	V

LTE FDD Band 4_Channel Bandwidth 15MHz_16QAM _ High Channel

Frequency (MHz)	PMea (dBm)	Pcl (dB)	Diatance	Ga Antenna Gain(dB)	EIRP (dBm)	Limit (dBm)	Margin (dB)	Polarization
3495.0	-43.36	4.02	3	12.21	-35.17	-13.00	22.17	H
5242.5	-46.92	5.11	3	13.26	-38.77	-13.00	25.77	H
3495.0	-48.62	4.02	3	12.21	-40.43	-13.00	27.43	V
5242.5	-47.95	5.11	3	13.26	-39.8	-13.00	26.8	V

LTE FDD Band 4_Channel Bandwidth 20MHz_16QAM _ Low Channel

Frequency (MHz)	PMea (dBm)	Pcl (dB)	Diatance	Ga Antenna Gain(dB)	Peak EIRP (dBm)	Limit (dBm)	Margin (dB)	Polarization
3440.0	-45.29	4.02	3	12.5	-36.81	-13.00	23.81	H
5160.0	-48.37	5.11	3	13.38	-40.1	-13.00	27.1	H
3440.0	-50.89	4.02	3	12.5	-42.41	-13.00	29.41	V
5160.0	-47.83	5.11	3	13.38	-39.56	-13.00	26.56	V

LTE FDD Band 4_Channel Bandwidth 20MHz_16QAM _ Middle Channel

Frequency (MHz)	PMea (dBm)	Pcl (dB)	Diatance	Ga Antenna Gain(dB)	EIRP (dBm)	Limit (dBm)	Margin (dB)	Polarization
3465.0	-44.05	4.02	3	12.45	-35.62	-13.00	22.62	H
5197.5	-47.88	5.11	3	13.38	-39.61	-13.00	26.61	H
3465.0	-49.61	4.02	3	12.45	-41.18	-13.00	28.18	V
5197.5	-47.59	5.11	3	13.38	-39.32	-13.00	26.32	V

The results shown in this test report refer only to the sample(s) tested unless otherwise stated and the sample(s) are retained for 30 days only. The document is issued by HUAK, this document cannot be reproduced except in full with our prior written permission. The more details and the authenticity of the report will be confirmed at http://www.cer-mark.com.

LTE FDD Band 4_Channel Bandwidth 20MHz_16QAM _ High Channel

Frequency (MHz)	PMea (dBm)	Pcl (dB)	Diatance	Ga Antenna Gain(dB)	EIRP (dBm)	Limit (dBm)	Margin (dB)	Polarization
3490.0	-43.44	4.02	3	12.21	-35.25	-13.00	22.25	H
5235.0	-46.77	5.11	3	13.26	-38.62	-13.00	25.62	H
3490.0	-48.17	4.02	3	12.21	-39.98	-13.00	26.98	V
5235.0	-48.4	5.11	3	13.26	-40.25	-13.00	27.25	V

The results shown in this test report refer only to the sample(s) tested unless otherwise stated and the sample(s) are retained for 30 days only. The document is issued by HUAK, this document cannot be reproduced except in full with our prior written permission. The more details and the authenticity of the report will be confirmed at http://www.cer-mark.com.

3.6 Frequency Stability Under Temperature & Voltage Variations

LIMIT

According to §27.54, §2.1055 requirement, the frequency stability shall be sufficient to ensure that the fundamental emissions stay within the authorized bands of operation and should not exceed 2.5ppm.

TEST CONFIGURATION

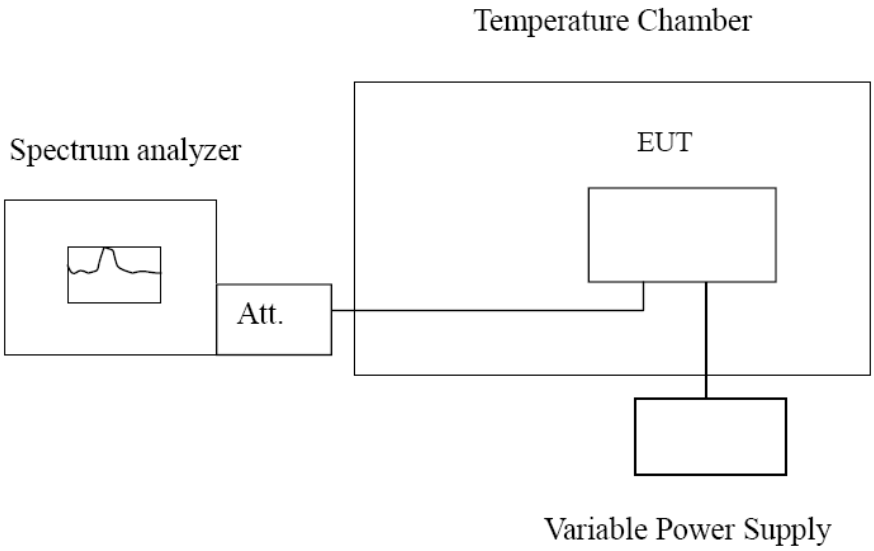

TEST PROCEDURE

The EUT was setup according to EIA/TIA 603D.

Frequency Stability Under Temperature Variations:
In order to measure the carrier frequency under the condition of AFC lock, it is necessary to make measurements with the EUT in a "call mode". This is accomplished with the use of R&S CMW500 DIGITAL RADIO COMMUNICATION TESTER.
1. Measure the carrier frequency at room temperature.
2. Subject the EUT to overnight soak at -30℃.
3. With the EUT, powered via nominal voltage, connected to the CMW500 and in a simulated call on middle channel for LTE band 4, measure the carrier frequency. These measurements should be made within 2 minutes of Powering up the EUT, to prevent significant self-warming.
4. Repeat the above measurements at 10℃ increments from -30℃ to +50℃. Allow at least 1.5 hours at each temperature, unpowered, before making measurements.
5. Re-measure carrier frequency at room temperature with nominal voltage. Vary supply voltage from minimum voltage to maximum voltage, in 0.1Volt increments re-measuring carrier frequency at each voltage. Pause at nominal voltage for 1.5 hours unpowered, to allow any self-heating to stabilize, before continuing.
6. Subject the EUT to overnight soak at +50℃.
7. With the EUT, powered via nominal voltage, connected to the CMW500 and in a simulated call on the centre channel, measure the carrier frequency. These measurements should be made within 2 minutes of Powering up the EUT, to prevent significant self-warming.
8. Repeat the above measurements at 10 ℃ increments from +50℃ to -30℃. Allow at least 1.5 hours at each temperature, unpowered, before making measurements.
9. At all temperature levels hold the temperature to +/- 0.5℃ during the measurement procedure.

Frequency Stability Under Voltage Variations:
Set chamber temperature to 20℃. Use a variable AC power supply / DC power source to power the EUT and set the voltage to rated voltage. Set the spectrum analyzer RBW low enough to obtain the desired frequency resolution and recorded the frequency.
Reduce the input voltage to specify extreme voltage variation (±15%) and endpoint, record the maximum frequency change.

The results shown in this test report refer only to the sample(s) tested unless otherwise stated and the sample(s) are retained for 30 days only. The document is issued by HUAK, this document cannot be reproduced except in full with our prior written permission. The more details and the authenticity of the report will be confirmed at http://www.cer-mark.com.

TEST RESULTS

Remark:
1. We tested all RB Configuration refer 3GPP TS136 521 for each Channel Bandwidth of LTE FDD Band 4; recorded worst case.

LTE Band 4, 1.4MHz bandwidth, QPSK (worst case of all bandwidths).

LTE FDD Band 4				
DC Power(V)	**Temperature (℃)**	**Frequency error(Hz)**	**Frequency error(ppm)**	**Verdict**
10.2	20	6.54	0.003823	PASS
12.0	20	3.85	0.002251	PASS
13.8	20	4.33	0.002531	PASS
12.0	-30	-5.06	-0.002921	PASS
12.0	-20	-4.89	-0.002823	PASS
12.0	-10	2.75	0.001587	PASS
12.0	0	-5.39	-0.003072	PASS
12.0	10	-7.21	-0.004110	PASS
12.0	20	-4.81	-0.002742	PASS
12.0	30	2.86	0.001671	PASS
12.0	40	-5.81	-0.003395	PASS
12.0	50	4.16	0.002431	PASS

LTE Band 4, 1.4MHz bandwidth , 16QAM (worst case of all bandwidths)

LTE FDD Band 4				
DC Power(V)	**Temperature (℃)**	**Frequency error(Hz)**	**Frequency error(ppm)**	**Verdict**
10.2	20	-3.71	-0.002169	PASS
12.0	20	4.85	0.002835	PASS
13.8	20	3.53	0.002063	PASS
12.0	-30	-5.88	-0.003394	PASS
12.0	-20	4.46	0.002574	PASS
12.0	-10	-5.25	-0.003030	PASS
12.0	0	-7.77	-0.004429	PASS
12.0	10	-5.22	-0.002976	PASS
12.0	20	-7.05	-0.004019	PASS
12.0	30	2.52	0.001472	PASS
12.0	40	2.62	0.001512	PASS
12.0	50	4.53	0.002615	PASS

The results shown in this test report refer only to the sample(s) tested unless otherwise stated and the sample(s) are retained for 30 days only. The document is issued by HUAK, this document cannot be reproduced except in full with our prior written permission. The more details and the authenticity of the report will be confirmed at http://www.cer-mark.com.

4 TEST SETUP PHOTOS OF THE EUT





The results shown in this test report refer only to the sample(s) tested unless otherwise stated and the sample(s) are retained for 30 days only. The document is issued by HUAK, this document cannot be reproduced except in full with our prior written permission. The more details and the authenticity of the report will be confirmed at http://www.cer-mark.com.

5 PHOTOS OF THE EUT

Reference to the report: ANNEX A of external photos and ANNEX B of internal photos.

.....End of Report.....

The results shown in this test report refer only to the sample(s) tested unless otherwise stated and the sample(s) are retained for 30 days only. The document is issued by HUAK, this document cannot be reproduced except in full with our prior written permission. The more details and the authenticity of the report will be confirmed at http://www.cer-mark.com.

TEL : +86-755 2302 9901 FAX : +86-755 2302 9901 E-mail : service@cer-mark.com
Add: 1-2F., Building B2, Junfeng Zhongcheng Zhizao Innovation Park, Heping Community, Fuhai Street, Bao'an District, Shenzhen, Guangdong, China