# Quick Start Guide

Halo




Halo+

## Safety Reimagined

# Thank You For Purchasing Halo:
## Safety Reimagined

The Halo smoke alarm was born after the 2011 EF-5 tornado in Joplin, Missouri, hit close to home for one of our co-founders.

Today, Halo Smart Labs is a highly dedicated team working hard to realize our mission of making the environment in, and around, every home in the world safer.

Thank you for bringing that mission a step closer to reality with your purchase of this Halo.

# Installing Your Halo

Download on the App Store

GET IT ON Google Play

WORKS WITH IRIS by LOWE'S HUB REQUIRED

## Get The App

Download the Halo app for iOS or Android and use your smart device to complete your Halo setup. If you plan to use Halo as part of your Lowe's Iris system, download the Iris app.

## Recommended Installation Locations

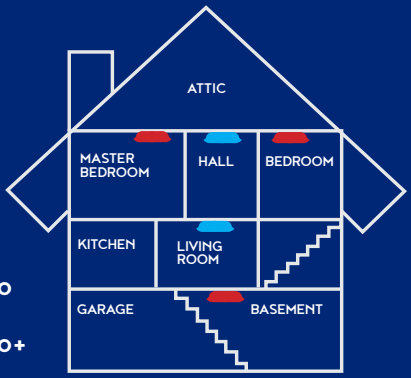


Halo

Halo+

### Step 1
Connect Wiring

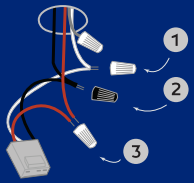


### Step 2
Affix Baseplate

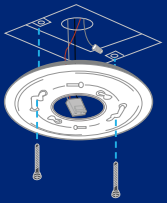

### Step 3
Connect to Power

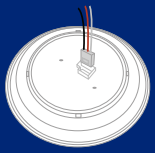

### Step 4
Affix Halo to Mounting Plate

Please review the user manual for additional information if required.

# The Halo App

### 1 Easy-to-Use

The Halo app makes setting up each device quick and easy.

### 2 Tap-to-Dial

Quickly reach your emergency contact or local fire service with one - touch dialing.

### 3 Helpful

Mobile notifications for when you're not home.

### 4 Thoughtful

The Halo app makes it easy to hush your device.

### 5 Personal

Customize the weather or emergency alerts you wish to receive based on your preferences.

### 6 Inviting

Let friends and family receive alerts so they can help when you're away from home.

# Halo Makes It Easy

## Say hello to Halo & Halo will say hello back

### AUDIBLE ALERTS

Your Halo device communicates using a human voice – it even says “Hello”.

### VISUAL ALERTS

Your Halo device provides visual alerts using its built-in LED ring, creating a halo when it lights up.

### MOBILE ALERTS

Your Halo will also communicate via mobile notifications direct to your smartphone.




## Use your smartphone to hush Halo – or create a custom accent light



# What Is Halo Telling Me?

## The language of Halo

**Halo uses different visual and audible alerts to let you know what is happening inside your home. These alerts are in addition to the standard alarm sound, which is triggered by a smoke or carbon monoxide event.**

| | MEANING | AUDIBLE | VISUAL | WHAT-TO-DO |
|---|---|---|---|---|
| ALERTS | Smoke levels are rising | "Caution, Smoke Detected." | AMBER PULSES | Put out the source of smoke. Open a window or door to get fresh air |
| ALERTS | Carbon Monoxide in the room has reached a critical level | Horn Pattern: 4 beeps, pause, 4 beeps, pause. Audible: "Danger, Carbon Monoxide Detected." | FLASHING RED | 1. Operate test/hush button or use app to silence<br>2. Call your fire dept. or 911<br>3. Move to fresh air<br>4. Do not reenter the premises until emergency services tells you to do so |
| ALERTS | The smoke in the room has reached a critical level | Horn Pattern: 3 beeps, pause, 3 beeps, pause. Audible: "Danger, Smoke Detected." | FLASHING RED AND WHITE | Evacuate the home immediately |
| ALERTS | Halo+ has received a weather radio alert the user has subscribed to | NOAA Alarm Sound, [tune into radio] | FLASHING BLUE | Check the severity of the alert and take appropriate action |
| SILENCING | You have hushed an alert. Halo will keep quiet unless the smoke or carbon monoxide remain at critical levels. | "Halo is now hushed." | WHITE PULSE | |
| TEST | Halo will pulse green when test is complete if no issue was found | "Starting self-test. Press to cancel. The alarm will sound. The alarm is loud. 3, 2, 1" | GREEN PULSE | |

# Keeping Halo At Its Best

### Testing

Perform a manual test of your wired Halo weekly or, at minimum, once a month. During a test, Halo will check its sensors, power, emergency alarm, and speaker.

### Cleaning Your Halo

As with any smoke alarm, you should clean your Halo at least once a year. Dust buildup on the outside or inside can cause Halo to stop working properly. Clean your Halo by removing it from the wall and dusting it with a dry cloth. If necessary, use compressed air or a vacuum cleaner hose to blow or vacuum the openings. Never use any water, detergents or solvents on your Halo.

### Expiration, Recycling and Disposal

Most smoke alarms (including Halo) should be replaced every ten years. Once your Halo has expired, you will need to recycle it according to local regulations and install a more recent model.

# Contact Halo

In the unlikely event you have any issues with your Halo or need help with your installation, contact Halo Customer Care at **1-888-434-HALO (1-888-434-4256).**

# Halo

## Smoke, Fire & CO
## Smart Smoke Alarm

# Halo+

## Smoke, Fire, CO & Weather Alerts
## Smart Smoke Alarm

2016 © Halo Smart Labs
REV. 1.4