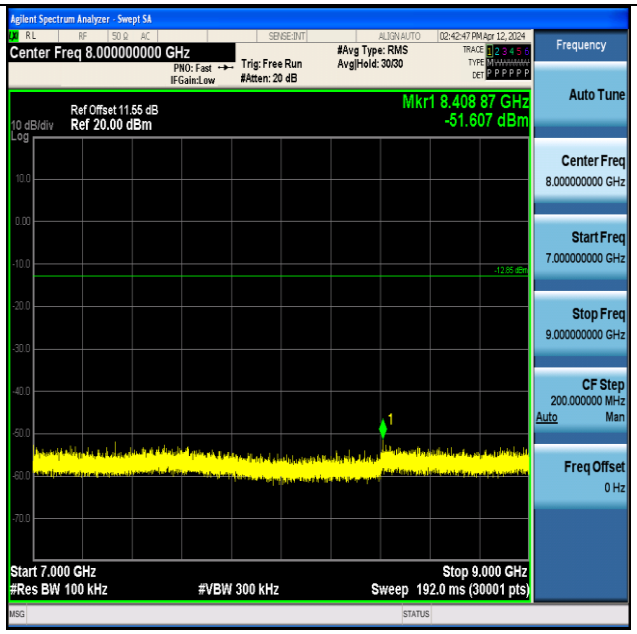

BLE_500K-Ant1-2440-7000~9000-PASS

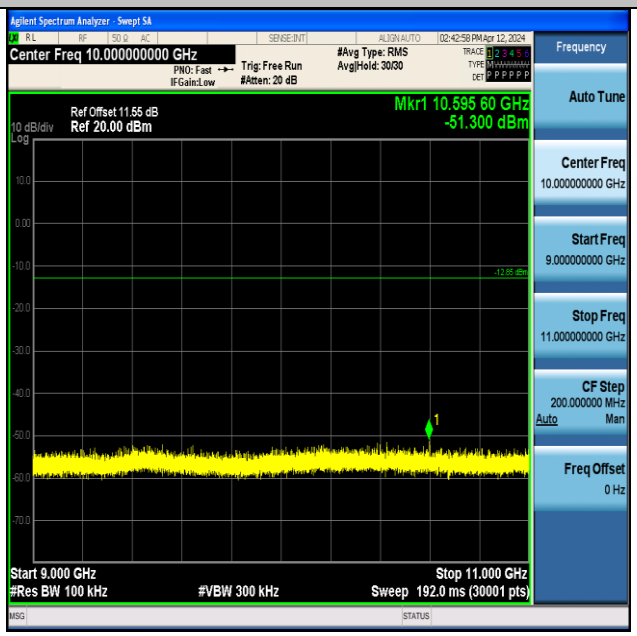

BLE_500K-Ant1-2440-9000~11000-PASS

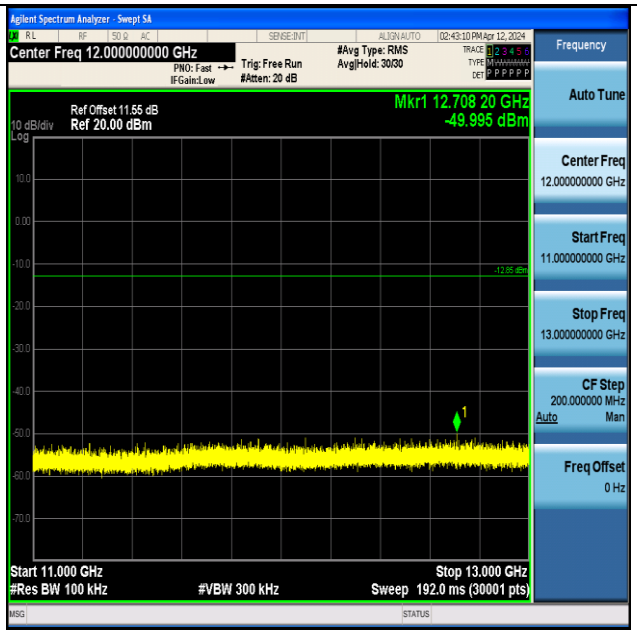

BLE_500K-Ant1-2440-11000~13000-PASS

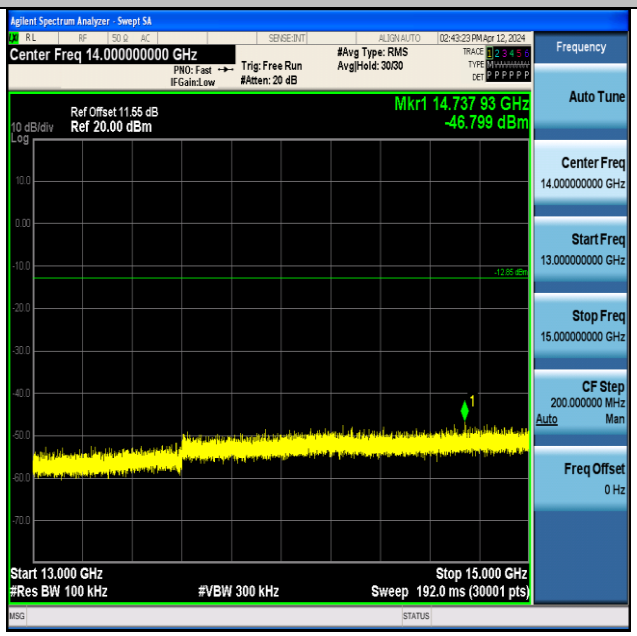

BLE_500K-Ant1-2440-13000~15000-PASS

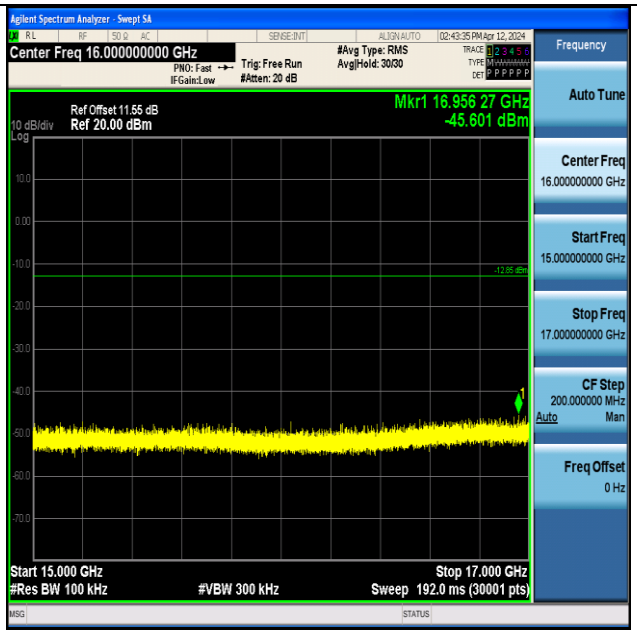

BLE_500K-Ant1-2440-15000~17000-PASS

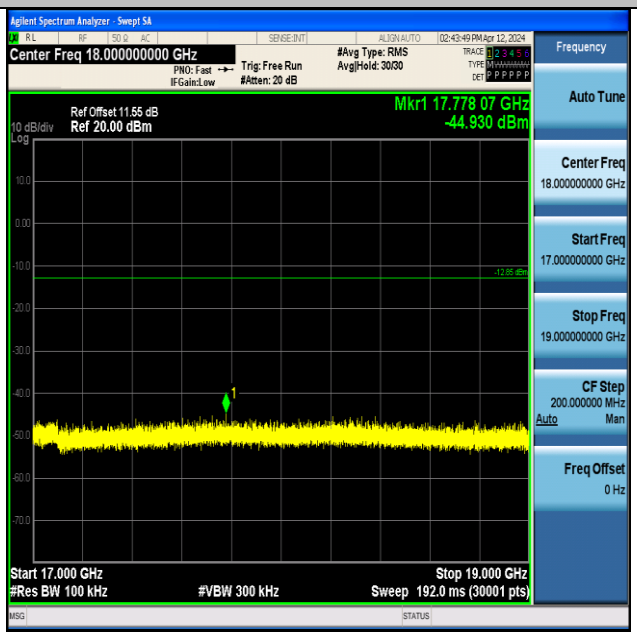

BLE_500K-Ant1-2440-17000~19000-PASS

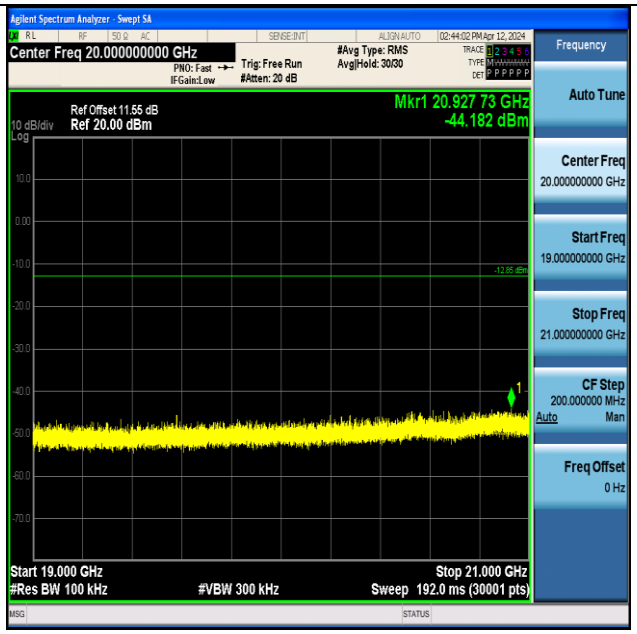

BLE_500K-Ant1-2440-19000~21000-PASS

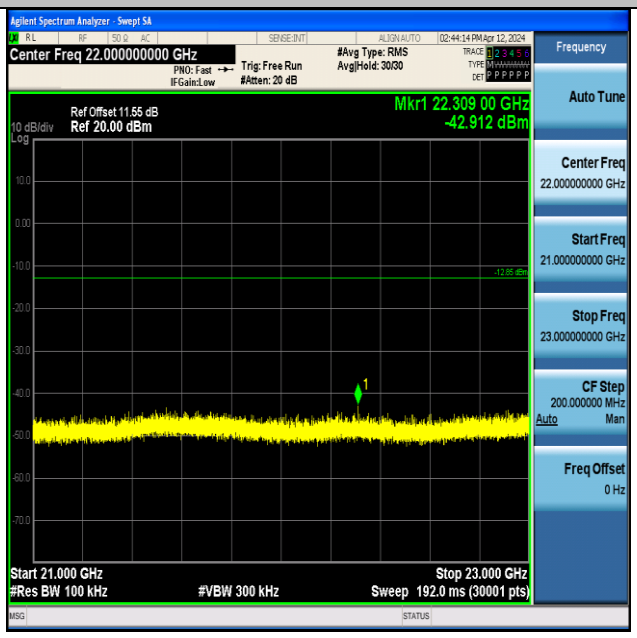

BLE_500K-Ant1-2440-21000~23000-PASS

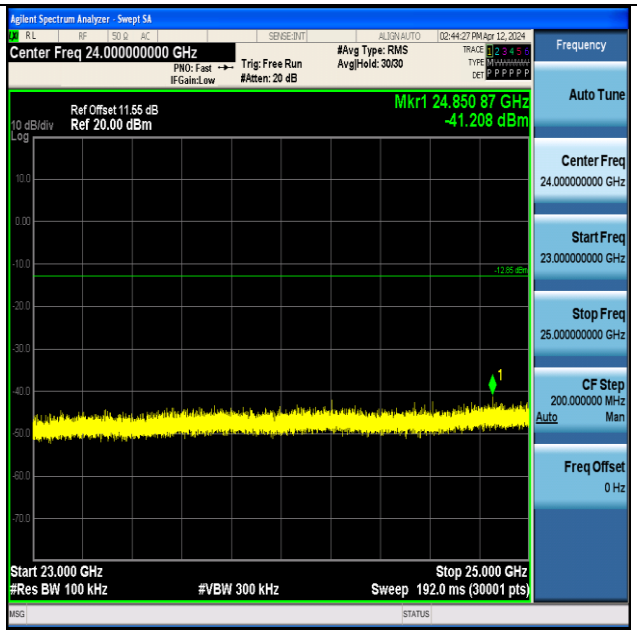

BLE_500K-Ant1-2440-23000~25000-PASS

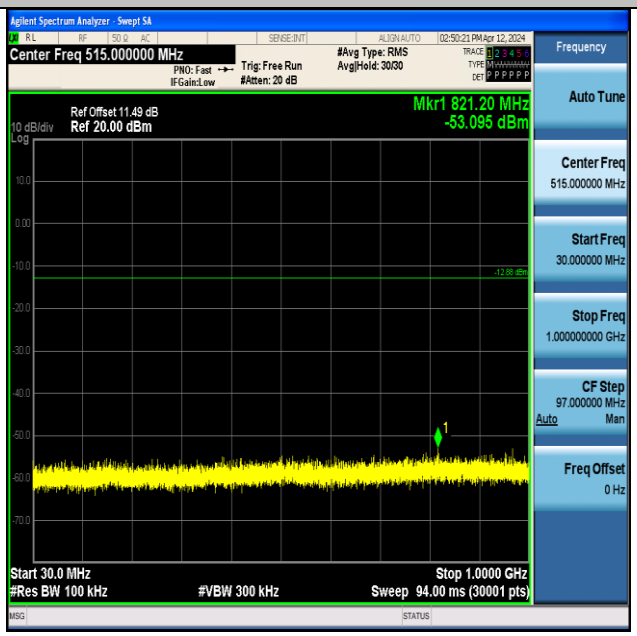

BLE_500K-Ant1-2480-30~1000-PASS

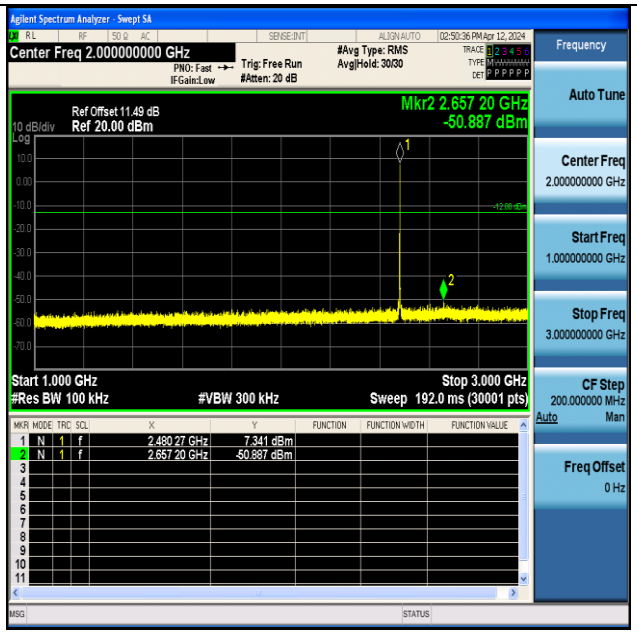

BLE_500K-Ant1-2480-1000~3000-PASS

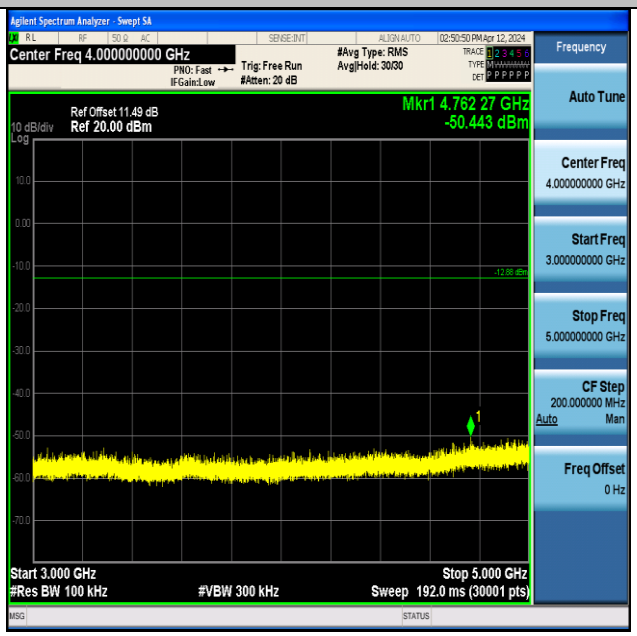

BLE_500K-Ant1-2480-3000~5000-PASS

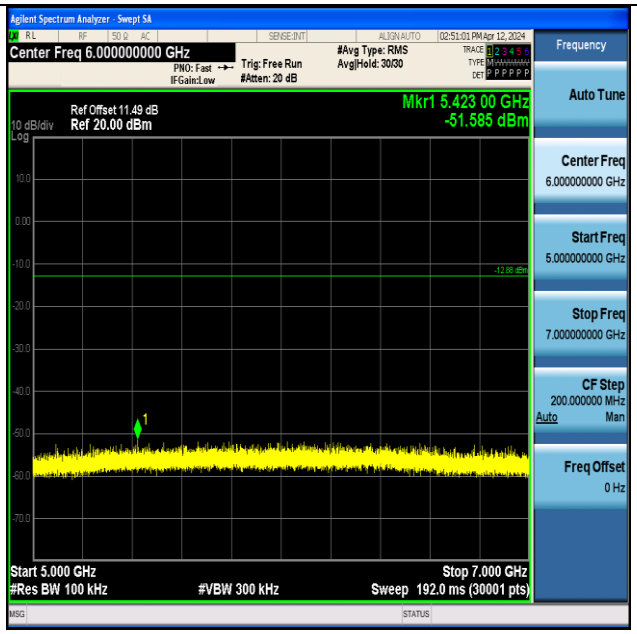

BLE_500K-Ant1-2480-5000~7000-PASS

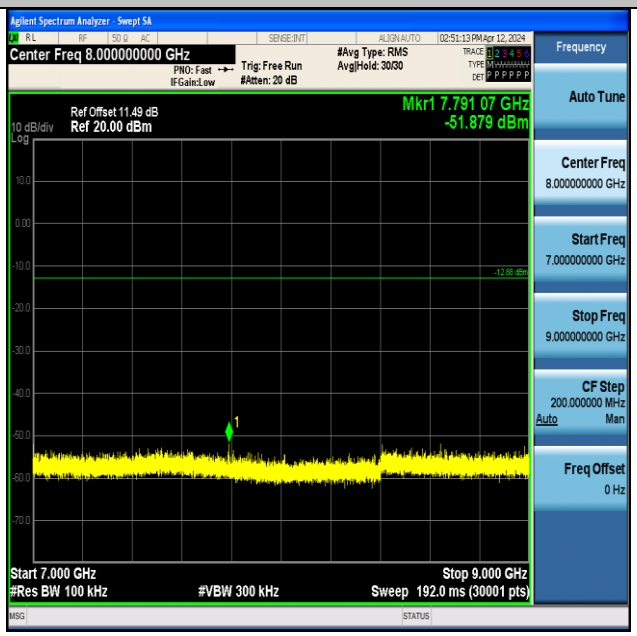

BLE_500K-Ant1-2480-7000~9000-PASS

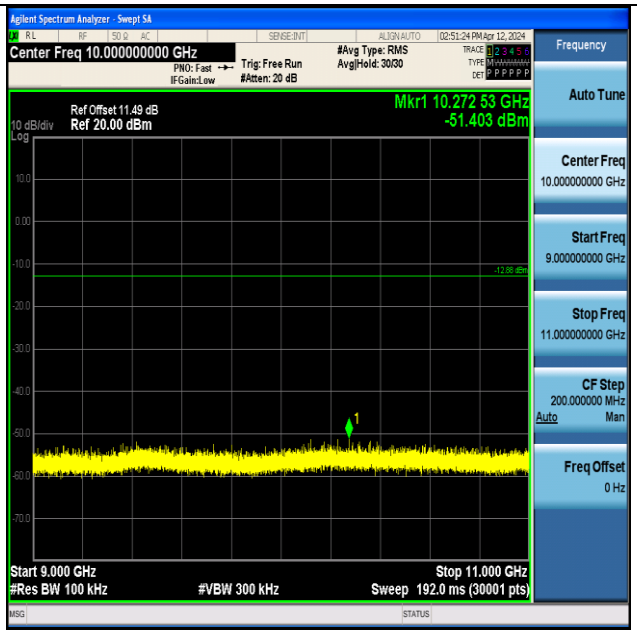

BLE_500K-Ant1-2480-9000~11000-PASS

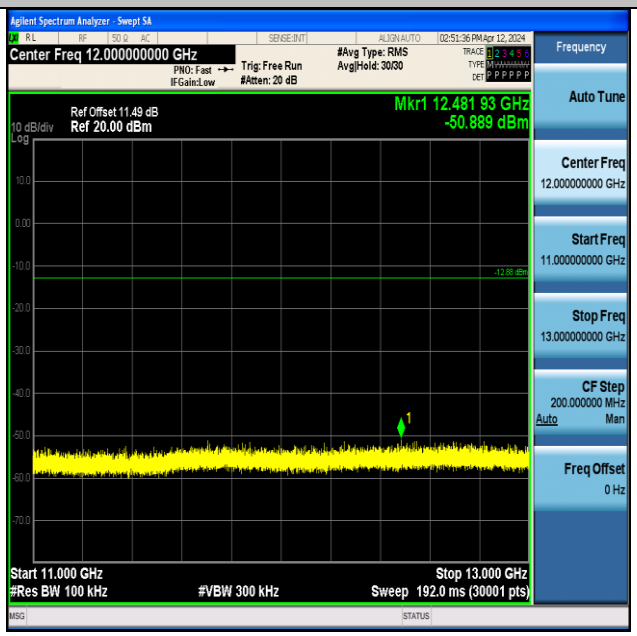

BLE_500K-Ant1-2480-11000~13000-PASS

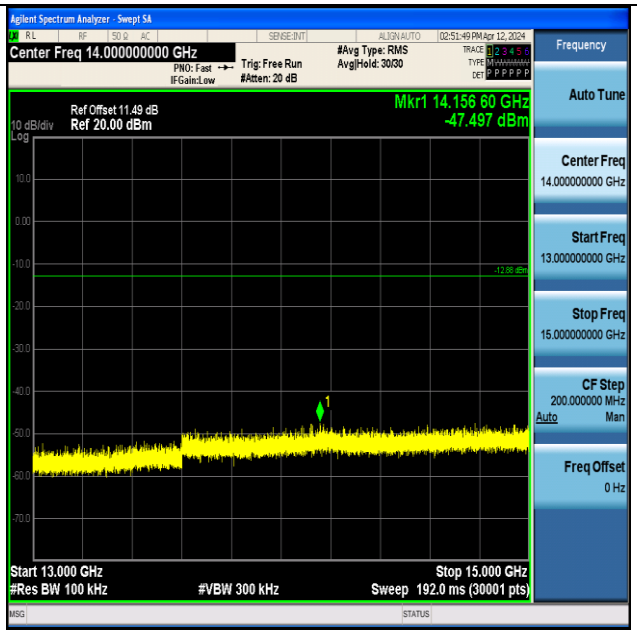

BLE_500K-Ant1-2480-13000~15000-PASS

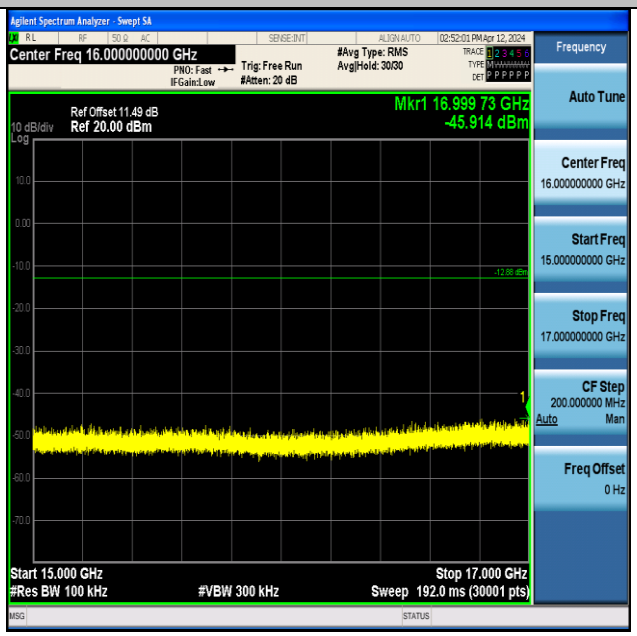

BLE_500K-Ant1-2480-15000~17000-PASS

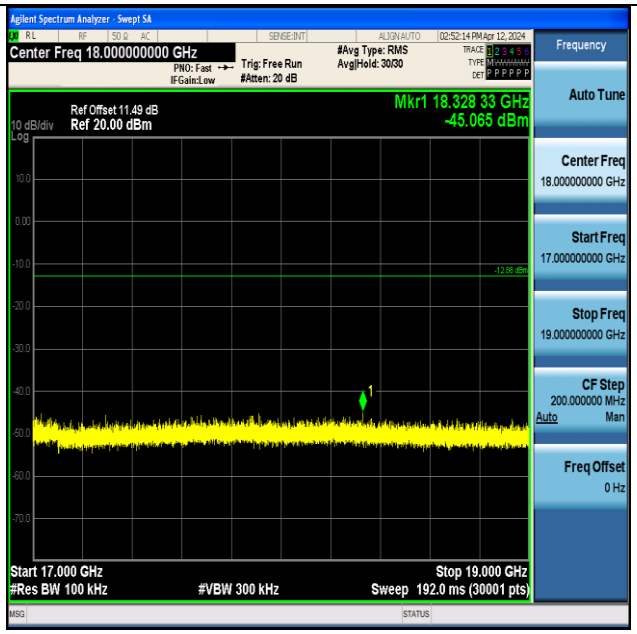

BLE_500K-Ant1-2480-17000~19000-PASS

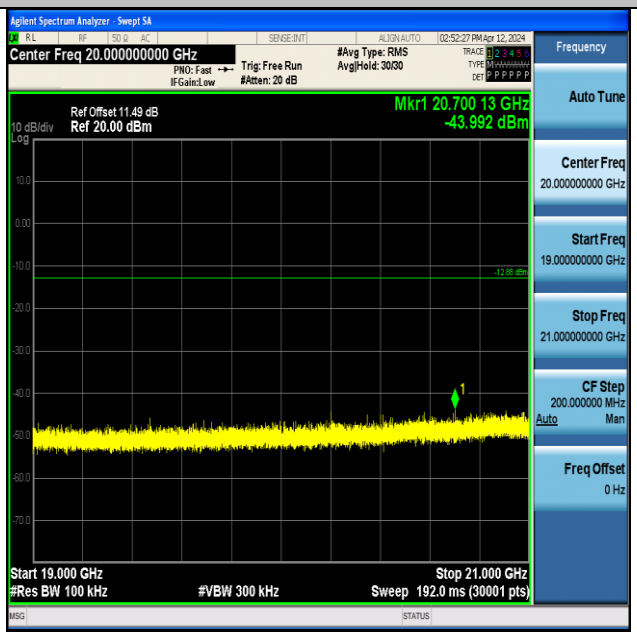

BLE_500K-Ant1-2480-19000~21000-PASS

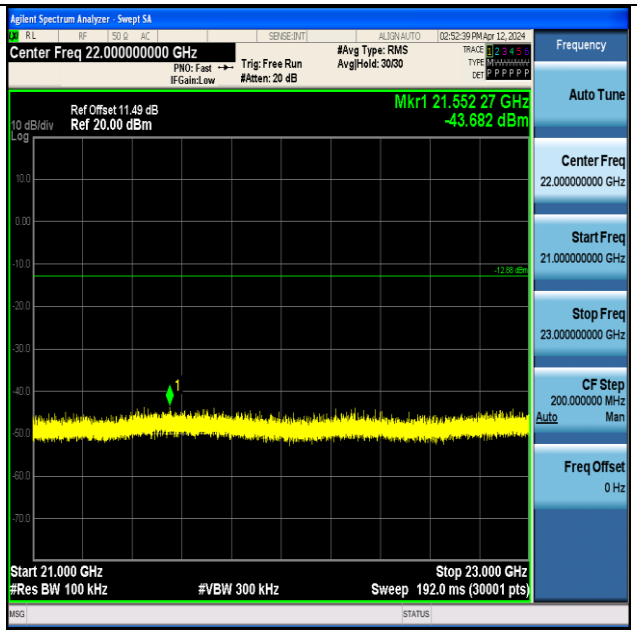

BLE_500K-Ant1-2480-21000~23000-PASS

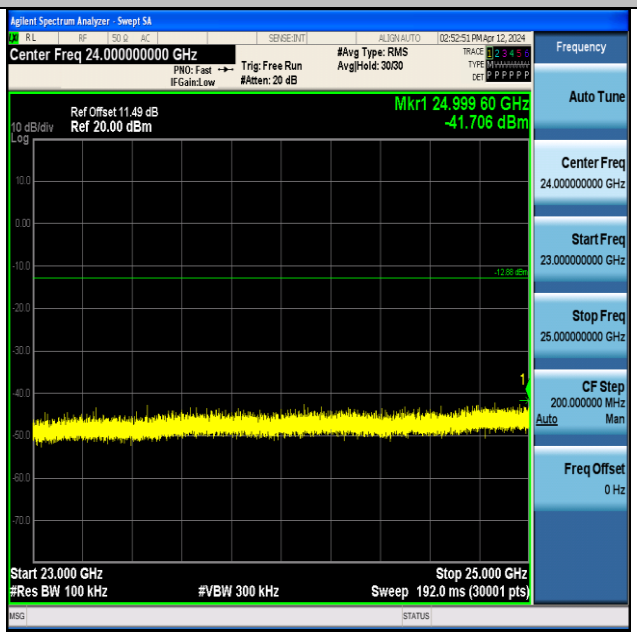

BLE_500K-Ant1-2480-23000~25000-PASS

Appendix G: Duty Cycle

TestMode	Antenna	Frequency[MHz]	ON Time [ms]	Period [ms]	Duty Cycle [%]	Duty Cycle Factor[dB]
BLE_1M	Ant1	2402	0.00	0.00	100	NaN
BLE_1M	Ant1	2440	0.00	0.00	100	NaN
BLE_1M	Ant1	2480	0.00	0.00	100	NaN
BLE_2M	Ant1	2402	0.00	0.00	100	NaN
BLE_2M	Ant1	2440	0.00	0.00	100	NaN
BLE_2M	Ant1	2480	0.00	0.00	100	NaN
BLE_125K	Ant1	2402	0.00	0.00	100	NaN
BLE_125K	Ant1	2440	0.00	0.00	100	NaN
BLE_125K	Ant1	2480	0.00	0.00	100	NaN
BLE_500K	Ant1	2402	0.00	0.00	100	NaN
BLE_500K	Ant1	2440	0.00	0.00	100	NaN
BLE_500K	Ant1	2480	0.00	0.00	100	NaN

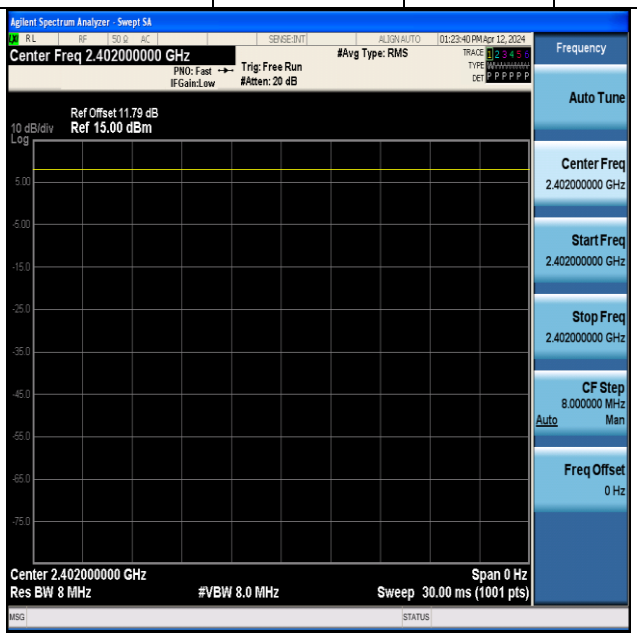

NTNV-BLE_1M-Ant1-2402

NTNV-BLE_1M-Ant1-2440

NTNV-BLE_1M-Ant1-2480

NTNV-BLE_2M-Ant1-2402

NTNV-BLE_2M-Ant1-2440

NTNV-BLE_2M-Ant1-2480

NTNV-BLE_125K-Ant1-2402

NTNV-BLE_125K-Ant1-2440

NTNV-BLE_125K-Ant1-2480

NTNV-BLE_500K-Ant1-2402

NTNV-BLE_500K-Ant1-2440

NTNV-BLE_500K-Ant1-2480

Appendix H: Emissions in Restricted Bands

Profile: 2430177R	Page No.: 31
Engineer: Pengcheng Yang	
Site: AC5	Time: 2024/04/10 - 08:46
Limit: FCC_Part15.209_RE(3m)	Margin: 0
Probe: Horn_3117_00167055(1-18GHz)	Polarity: Horizontal
EUT: LED lamp	Power: AC 120V/60Hz
Note: Mode 1 : Transmit at 2402MHz by LE_1Mbps	

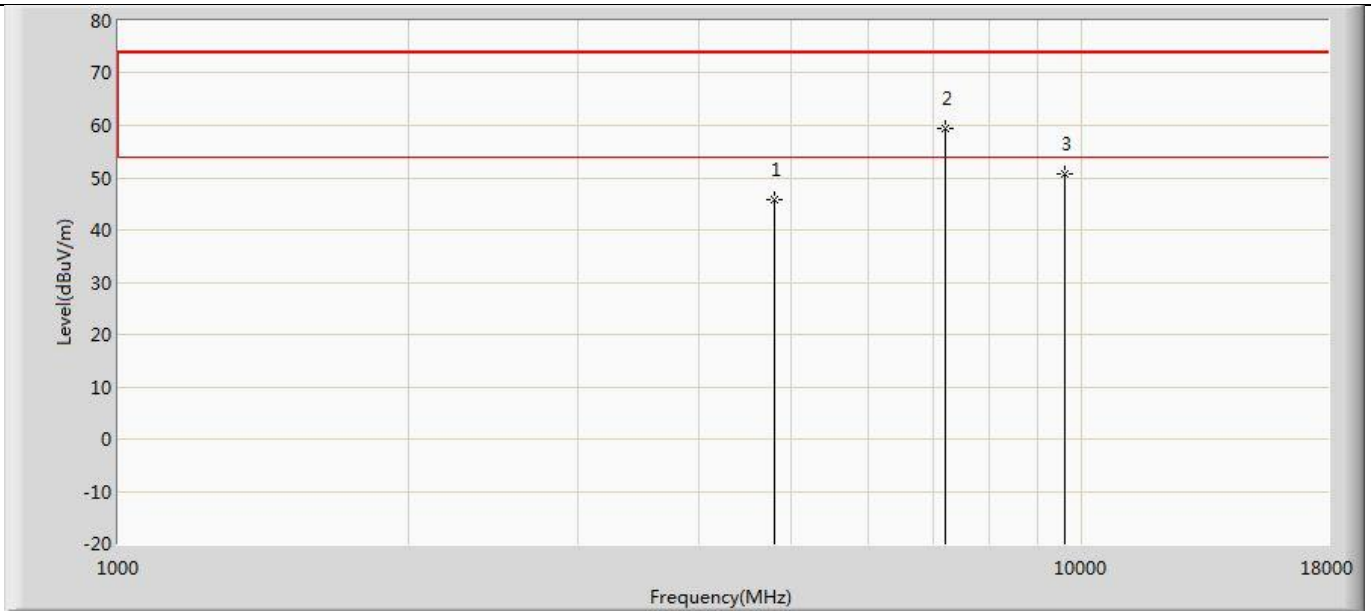

No	Mark	Frequency (MHz)	Measure Level (dBuV/m)	Reading Level (dBuV)	Over Limit (dB)	Limit (dBuV/m)	Factor (dB)	Type
1		4804.000	45.735	57.623	-28.265	74.000	-11.888	PK
2	*	7205.000	59.360	65.510	-14.640	74.000	-6.150	PK
3		9608.000	50.762	53.985	-23.238	74.000	-3.222	PK

Note: The No. 2 is non-restricted bands, so the limit is Fundamental emission down 20dB, and then we evaluated each channel, it is complice with the RSE requirements.

Profile: 2430177R	Page No.: 32
Engineer: Pengcheng Yang	
Site: AC5	Time: 2024/04/10 - 08:46
Limit: FCC_Part15.209_RE(3m)	Margin: 0
Probe: Horn_3117_00167055(1-18GHz)	Polarity: Vertical
EUT: LED lamp	Power: AC 120V/60Hz
Note: Mode 1 : Transmit at 2402MHz by LE_1Mbps	

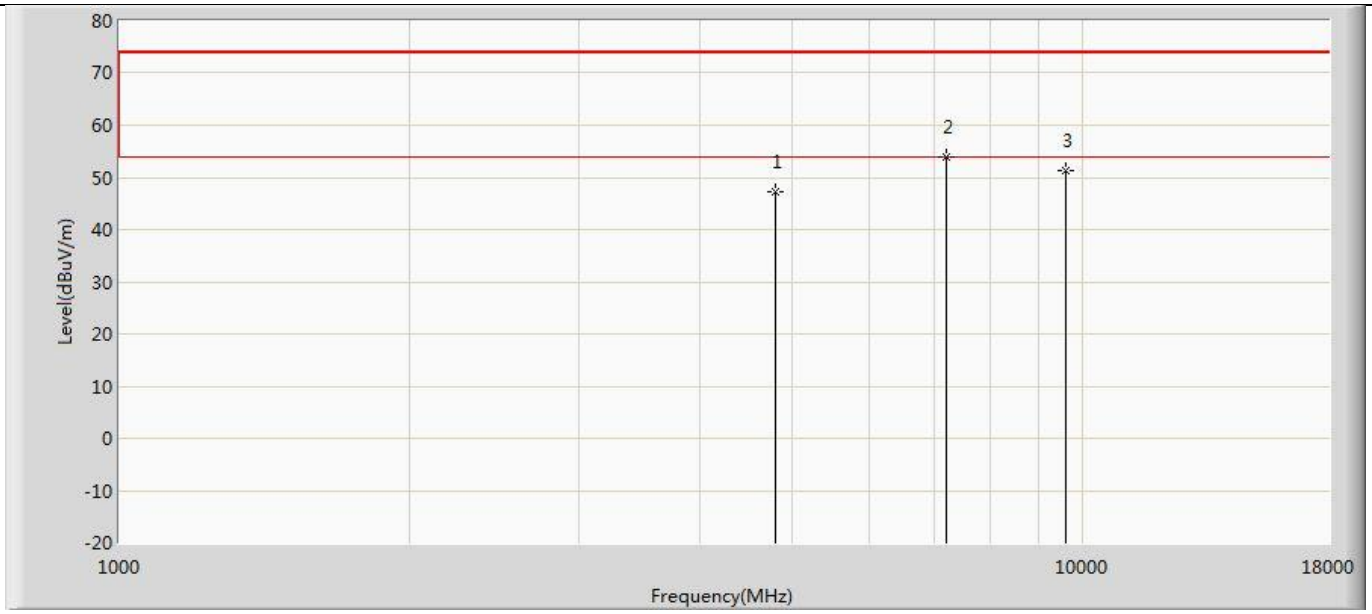

No	Mark	Frequency (MHz)	Measure Level (dBuV/m)	Reading Level (dBuV)	Over Limit (dB)	Limit (dBuV/m)	Factor (dB)	Type
1		4804.000	47.374	59.262	-26.626	74.000	-11.888	PK
2	*	7205.000	53.983	60.133	-20.017	74.000	-6.150	PK
3		9608.000	51.217	54.440	-22.783	74.000	-3.222	PK

Note: The No. 2 is non-restricted bands, so the limit is Fundamental emission down 20dB, and then we evaluated each channel, it is complice with the RSE requirements.

Profile: 2430177R	Page No.: 33
Engineer: Pengcheng Yang	
Site: AC5	Time: 2024/04/10 - 08:46
Limit: FCC_Part15.209_RE(3m)	Margin: 0
Probe: Horn_3117_00167055(1-18GHz)	Polarity: Horizontal
EUT: LED lamp	Power: AC 120V/60Hz
Note: Mode 1 : Transmit at 2440MHz by LE_1Mbps	

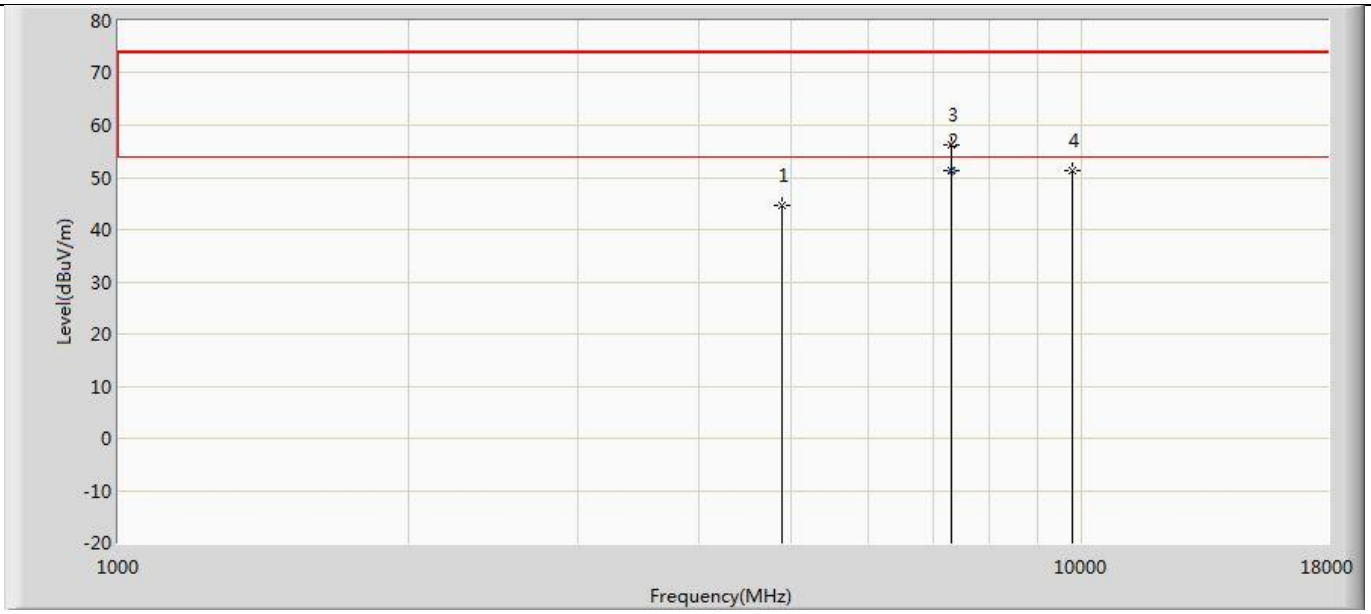

No	Mark	Frequency (MHz)	Measure Level (dBuV/m)	Reading Level (dBuV)	Over Limit (dB)	Limit (dBuV/m)	Factor (dB)	Type
1		4880.000	44.695	55.299	-29.305	74.000	-10.603	PK
2	*	7320.480	51.234	58.150	-2.766	54.000	-6.916	AV
3		7324.000	56.368	63.203	-17.632	74.000	-6.835	PK
4		9760.000	51.281	54.154	-22.719	74.000	-2.874	PK

Profile: 2430177R	Page No.: 34
Engineer: Pengcheng Yang	
Site: AC5	Time: 2024/04/10 - 08:46
Limit: FCC_Part15.209_RE(3m)	Margin: 0
Probe: Horn_3117_00167055(1-18GHz)	Polarity: Vertical
EUT: LED lamp	Power: AC 120V/60Hz
Note: Mode 1 : Transmit at 2440MHz by LE_1Mbps	

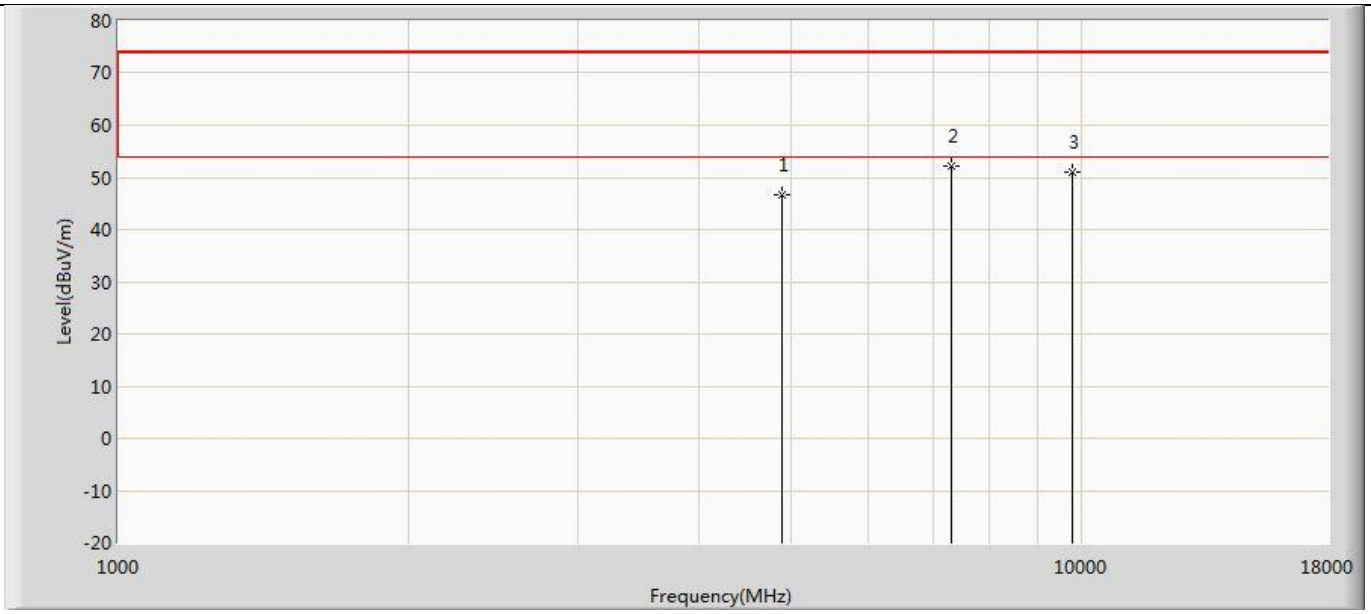

No	Mark	Frequency (MHz)	Measure Level (dBuV/m)	Reading Level (dBuV)	Over Limit (dB)	Limit (dBuV/m)	Factor (dB)	Type
1		4880.000	46.525	57.129	-27.475	74.000	-10.603	PK
2	*	7324.000	52.190	59.025	-21.810	74.000	-6.835	PK
3		9760.000	50.905	53.778	-23.095	74.000	-2.874	PK

Profile: 2430177R	Page No.: 35
Engineer: Pengcheng Yang	
Site: AC5	Time: 2024/04/10 - 08:46
Limit: FCC_Part15.209_RE(3m)	Margin: 0
Probe: Horn_3117_00167055(1-18GHz)	Polarity: Horizontal
EUT: LED lamp	Power: AC 120V/60Hz
Note: Mode 1 : Transmit at 2480MHz by LE_1Mbps	

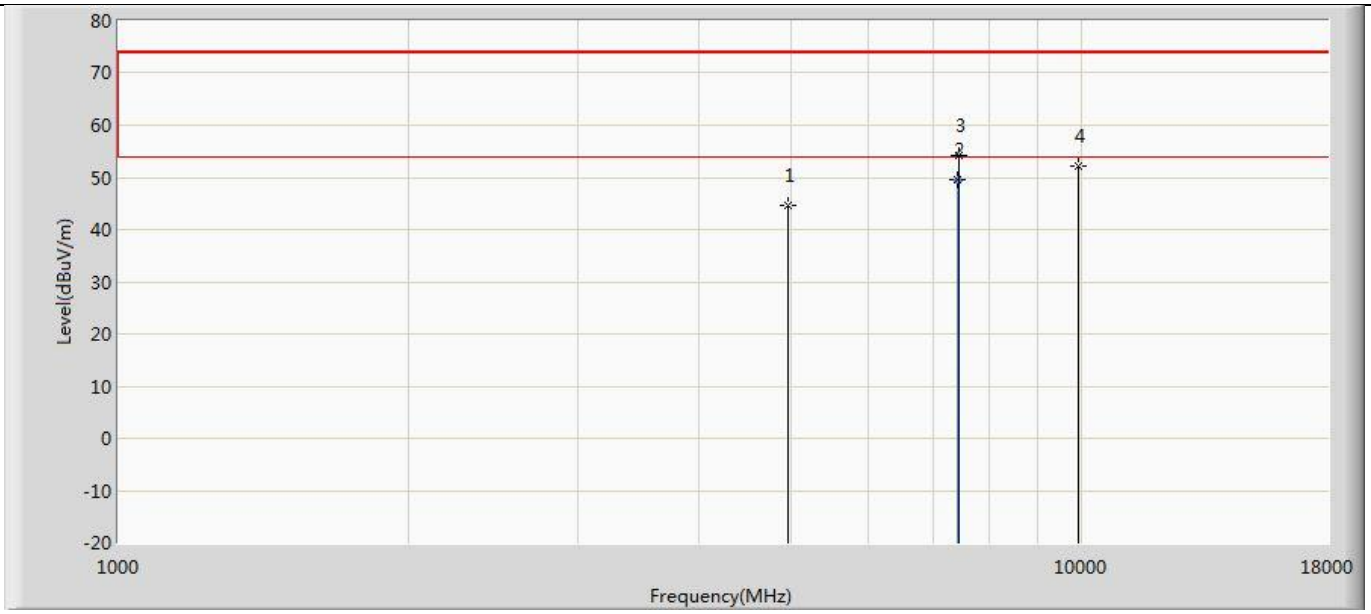

No	Mark	Frequency (MHz)	Measure Level (dBuV/m)	Reading Level (dBuV)	Over Limit (dB)	Limit (dBuV/m)	Factor (dB)	Type
1		4960.000	44.587	55.293	-29.413	74.000	-10.707	PK
2	*	7439.520	49.438	56.220	-4.562	54.000	-6.782	AV
3		7443.000	54.271	61.028	-19.729	74.000	-6.757	PK
4		9920.000	52.187	54.009	-21.813	74.000	-1.821	PK

Profile: 2430177R	Page No.: 36
Engineer: Pengcheng Yang	
Site: AC5	Time: 2024/04/10 - 08:46
Limit: FCC_Part15.209_RE(3m)	Margin: 0
Probe: Horn_3117_00167055(1-18GHz)	Polarity: Vertical
EUT: LED lamp	Power: AC 120V/60Hz
Note: Mode 1 : Transmit at 2480MHz by LE_1Mbps	

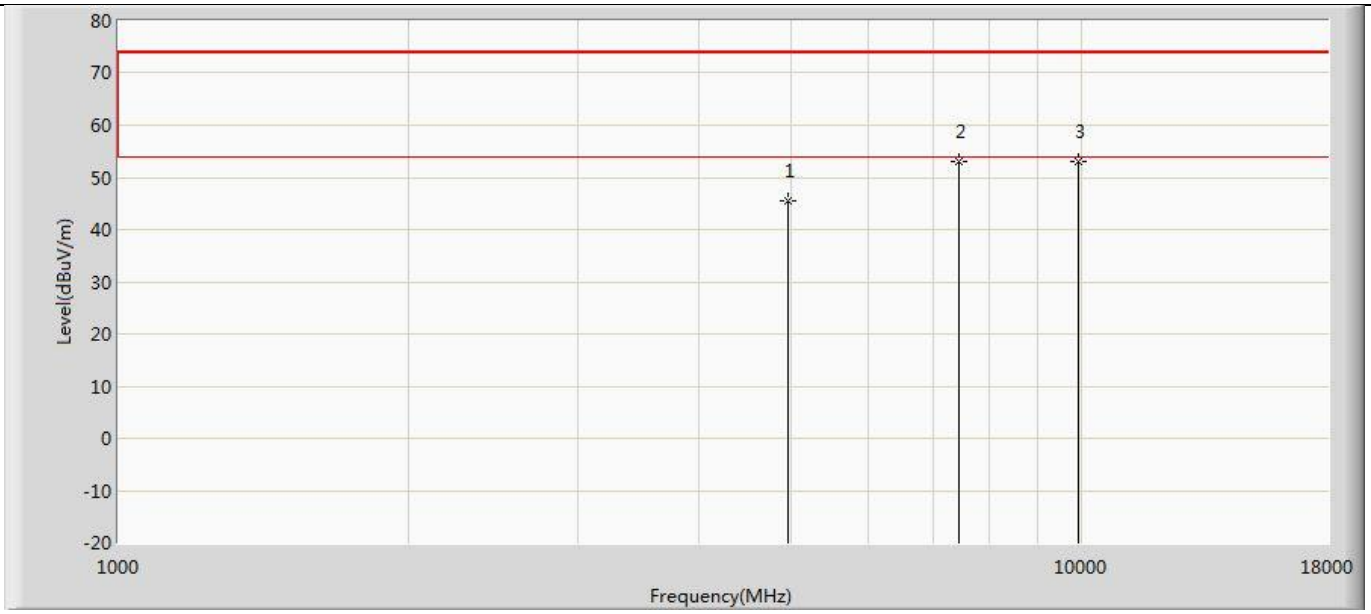

No	Mark	Frequency (MHz)	Measure Level (dBuV/m)	Reading Level (dBuV)	Over Limit (dB)	Limit (dBuV/m)	Factor (dB)	Type
1		4960.000	45.383	56.089	-28.617	74.000	-10.707	PK
2		7443.000	52.945	59.702	-21.055	74.000	-6.757	PK
3	*	9920.000	52.960	54.782	-21.040	74.000	-1.821	PK

Profile: 2430177R	Page No.: 37
Engineer: Pengcheng Yang	
Site: AC5	Time: 2024/04/10 - 08:46
Limit: FCC_Part15.209_RE(3m)	Margin: 0
Probe: Horn_3117_00167055(1-18GHz)	Polarity: Horizontal
EUT: LED lamp	Power: AC 120V/60Hz
Note: Mode 2 : Transmit at 2402MHz by LE_2Mbps	

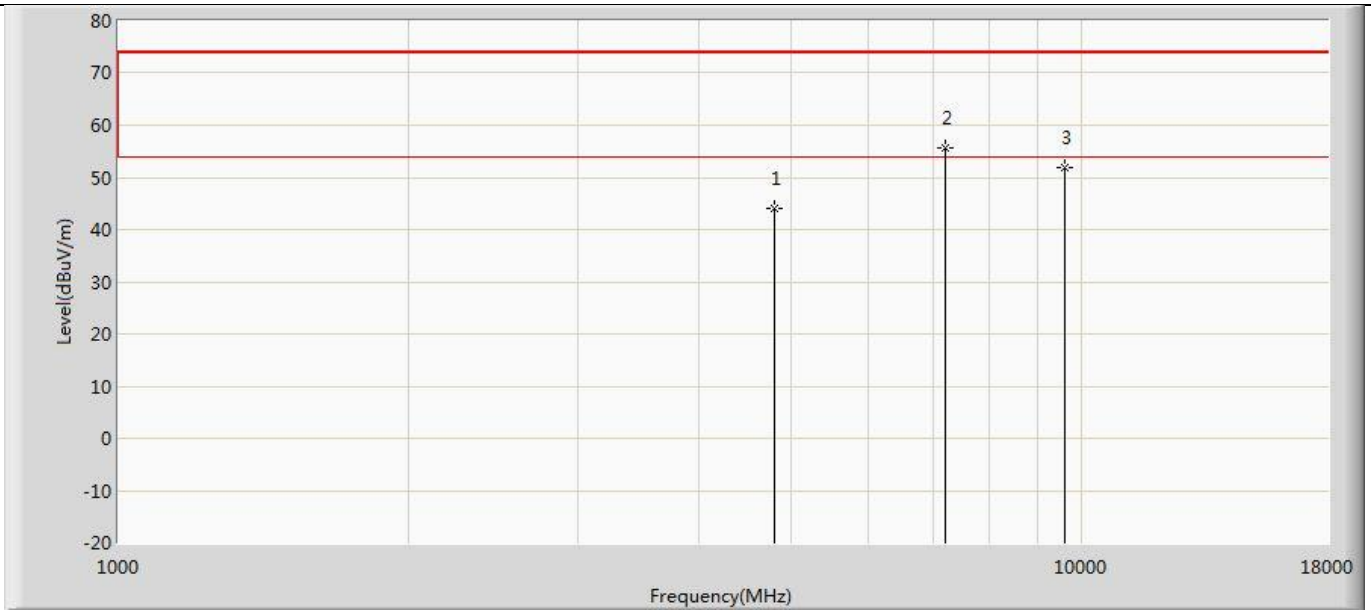

No	Mark	Frequency (MHz)	Measure Level (dBuV/m)	Reading Level (dBuV)	Over Limit (dB)	Limit (dBuV/m)	Factor (dB)	Type
1		4804.000	44.090	55.978	-29.910	74.000	-11.888	PK
2	*	7205.000	55.613	61.763	-18.387	74.000	-6.150	PK
3		9608.000	51.881	55.104	-22.119	74.000	-3.222	PK

Note: The No. 2 is non-restricted bands, so the limit is Fundamental emission down 20dB, and then we evaluated each channel, it is complice with the RSE requirements.

Profile: 2430177R	Page No.: 38
Engineer: Pengcheng Yang	
Site: AC5	Time: 2024/04/10 - 08:46
Limit: FCC_Part15.209_RE(3m)	Margin: 0
Probe: Horn_3117_00167055(1-18GHz)	Polarity: Vertical
EUT: LED lamp	Power: AC 120V/60Hz
Note: Mode 2 : Transmit at 2402MHz by LE_2Mbps	

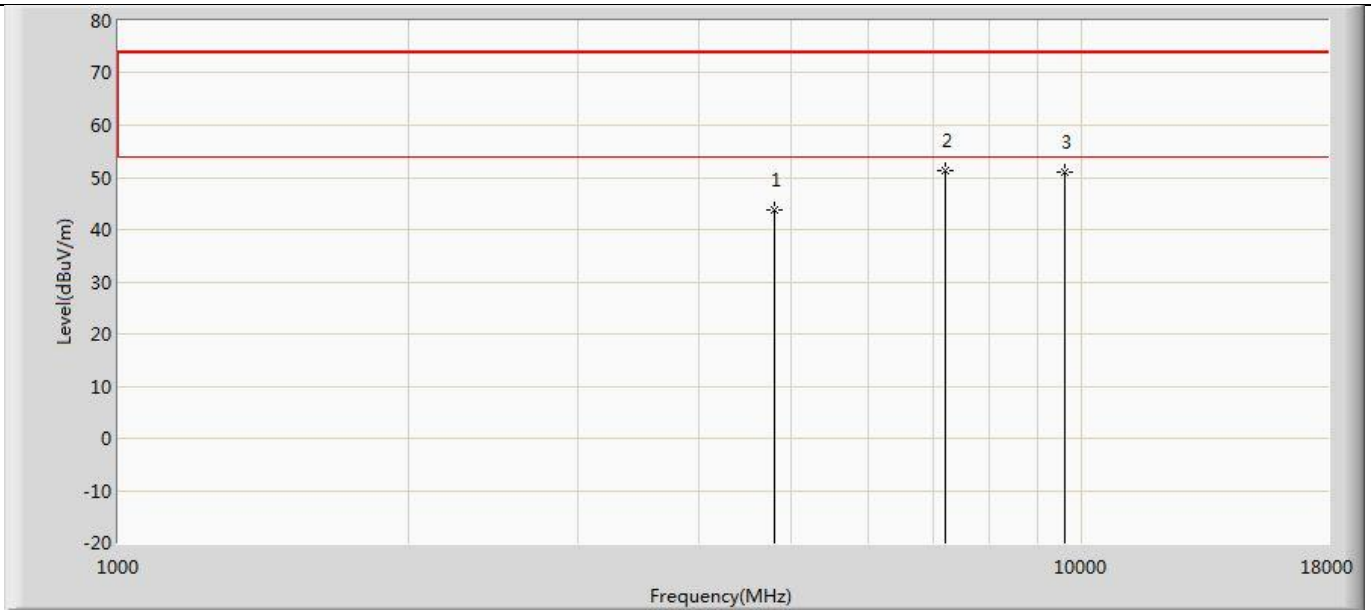

No	Mark	Frequency (MHz)	Measure Level (dBuV/m)	Reading Level (dBuV)	Over Limit (dB)	Limit (dBuV/m)	Factor (dB)	Type
1		4804.000	43.834	55.722	-30.166	74.000	-11.888	PK
2	*	7205.000	51.251	57.401	-22.749	74.000	-6.150	PK
3		9608.000	50.949	54.172	-23.051	74.000	-3.222	PK

Note: The No. 2 is non-restricted bands, so the limit is Fundamental emission down 20dB, and then we evaluated each channel, it is complice with the RSE requirements.

Profile: 2430177R	Page No.: 39
Engineer: Pengcheng Yang	
Site: AC5	Time: 2024/04/10 - 08:46
Limit: FCC_Part15.209_RE(3m)	Margin: 0
Probe: Horn_3117_00167055(1-18GHz)	Polarity: Horizontal
EUT: LED lamp	Power: AC 120V/60Hz
Note: Mode 2 : Transmit at 2440MHz by LE_2Mbps	

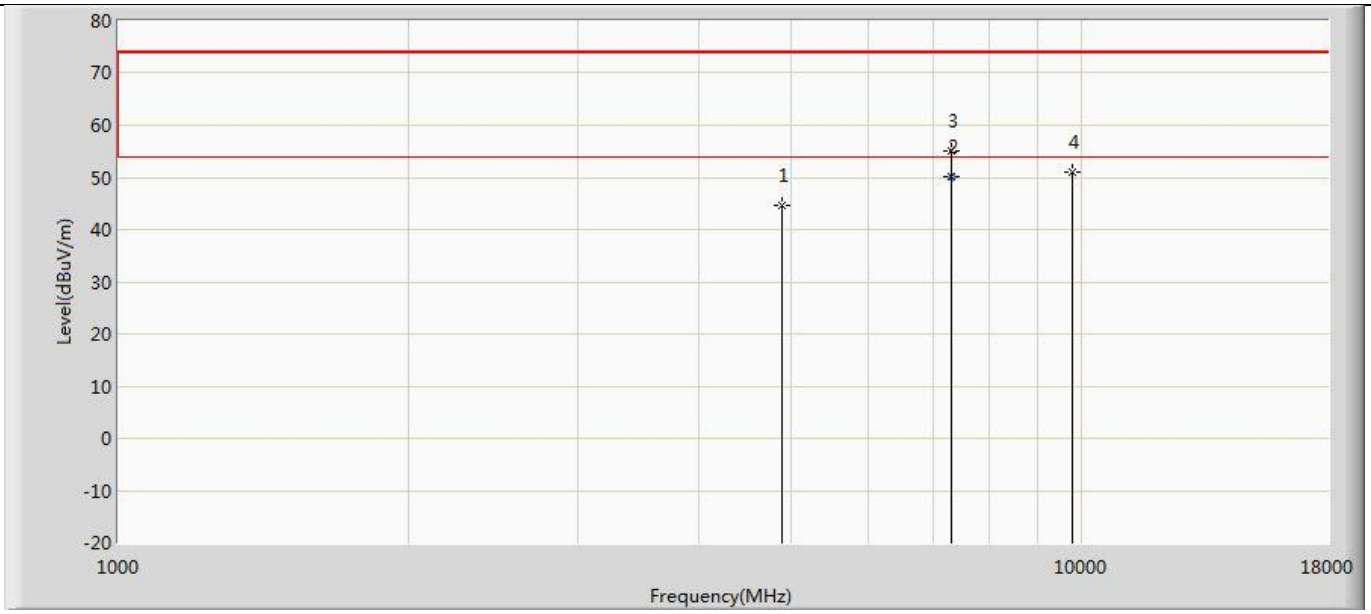

No	Mark	Frequency (MHz)	Measure Level (dBuV/m)	Reading Level (dBuV)	Over Limit (dB)	Limit (dBuV/m)	Factor (dB)	Type
1		4880.000	44.601	55.205	-29.399	74.000	-10.603	PK
2	*	7321.280	50.202	57.100	-3.798	54.000	-6.898	AV
3		7324.000	54.987	61.822	-19.013	74.000	-6.835	PK
4		9760.000	51.015	53.888	-22.985	74.000	-2.874	PK

Profile: 2430177R	Page No.: 40
Engineer: Pengcheng Yang	
Site: AC5	Time: 2024/04/10 - 08:46
Limit: FCC_Part15.209_RE(3m)	Margin: 0
Probe: Horn_3117_00167055(1-18GHz)	Polarity: Vertical
EUT: LED lamp	Power: AC 120V/60Hz
Note: Mode 2 : Transmit at 2440MHz by LE_2Mbps	

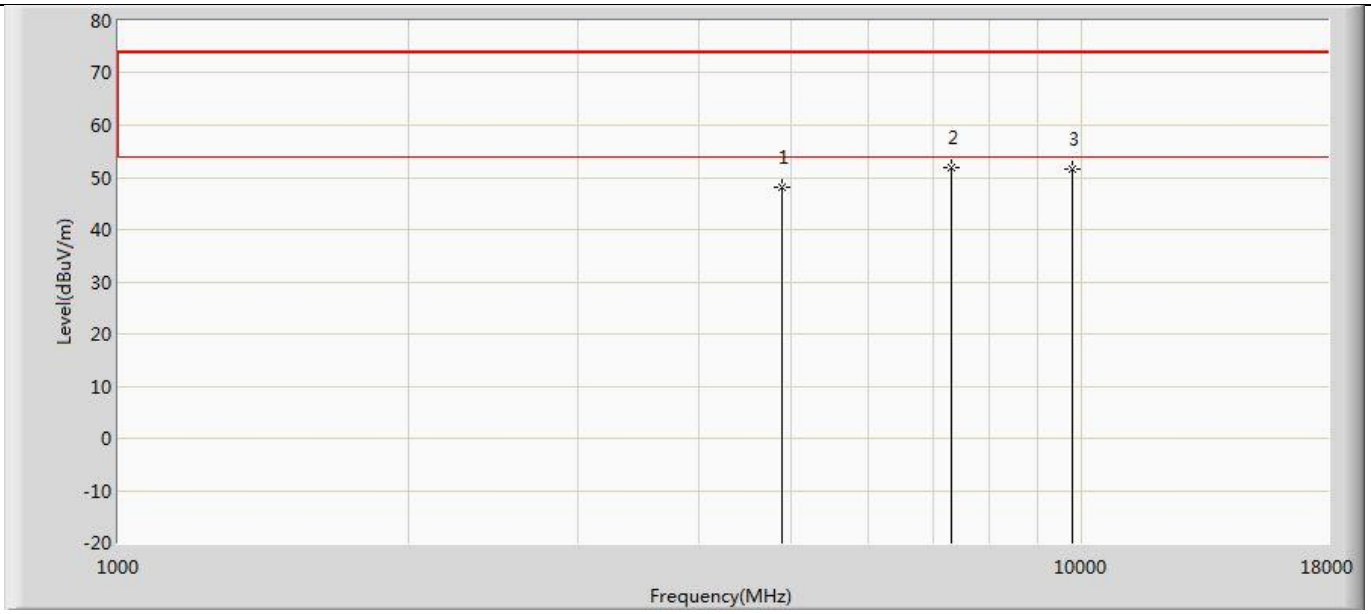

No	Mark	Frequency (MHz)	Measure Level (dBuV/m)	Reading Level (dBuV)	Over Limit (dB)	Limit (dBuV/m)	Factor (dB)	Type
1		4880.000	48.108	58.712	-25.892	74.000	-10.603	PK
2	*	7324.000	51.827	58.662	-22.173	74.000	-6.835	PK
3		9760.000	51.640	54.513	-22.360	74.000	-2.874	PK

Profile: 2430177R	Page No.: 41
Engineer: Pengcheng Yang	
Site: AC5	Time: 2024/04/10 - 08:46
Limit: FCC_Part15.209_RE(3m)	Margin: 0
Probe: Horn_3117_00167055(1-18GHz)	Polarity: Horizontal
EUT: LED lamp	Power: AC 120V/60Hz
Note: Mode 2 : Transmit at 2480MHz by LE_2Mbps	

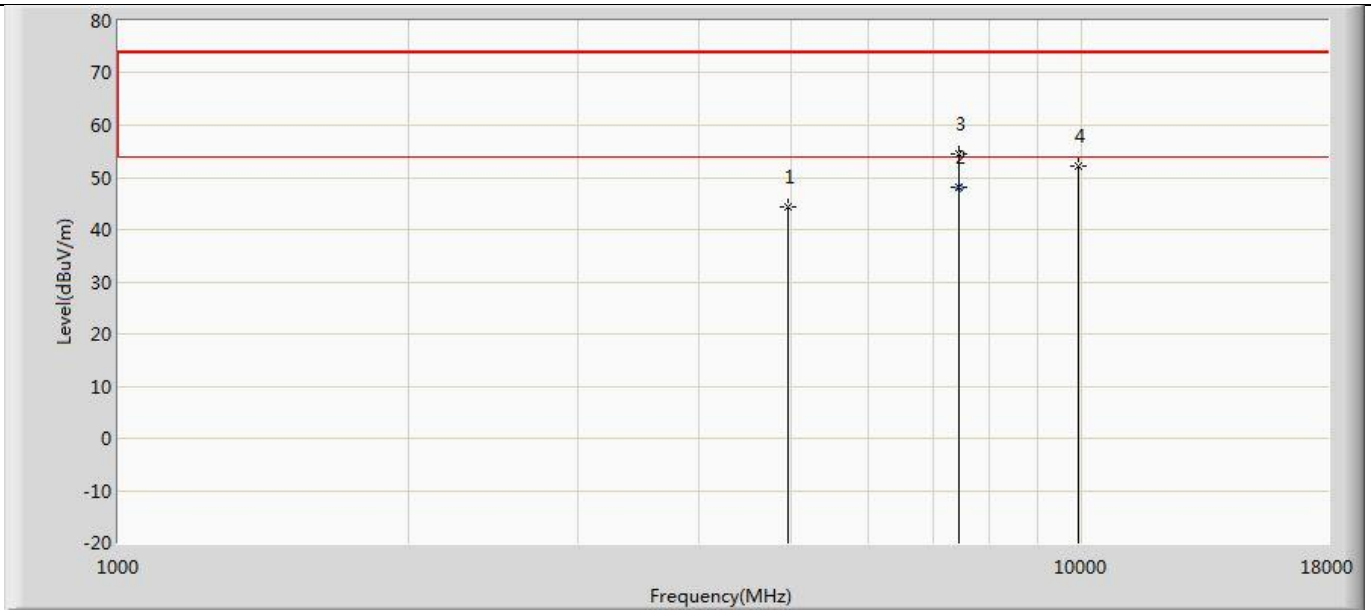

No	Mark	Frequency (MHz)	Measure Level (dBuV/m)	Reading Level (dBuV)	Over Limit (dB)	Limit (dBuV/m)	Factor (dB)	Type
1		4960.000	44.270	54.976	-29.730	74.000	-10.707	PK
2	*	7441.180	48.010	54.780	-5.990	54.000	-6.770	AV
3		7443.000	54.509	61.266	-19.491	74.000	-6.757	PK
4		9920.000	52.097	53.919	-21.903	74.000	-1.821	PK

Profile: 2430177R	Page No.: 42
Engineer: Pengcheng Yang	
Site: AC5	Time: 2024/04/10 - 08:46
Limit: FCC_Part15.209_RE(3m)	Margin: 0
Probe: Horn_3117_00167055(1-18GHz)	Polarity: Vertical
EUT: LED lamp	Power: AC 120V/60Hz
Note: Mode 2 : Transmit at 2480MHz by LE_2Mbps	

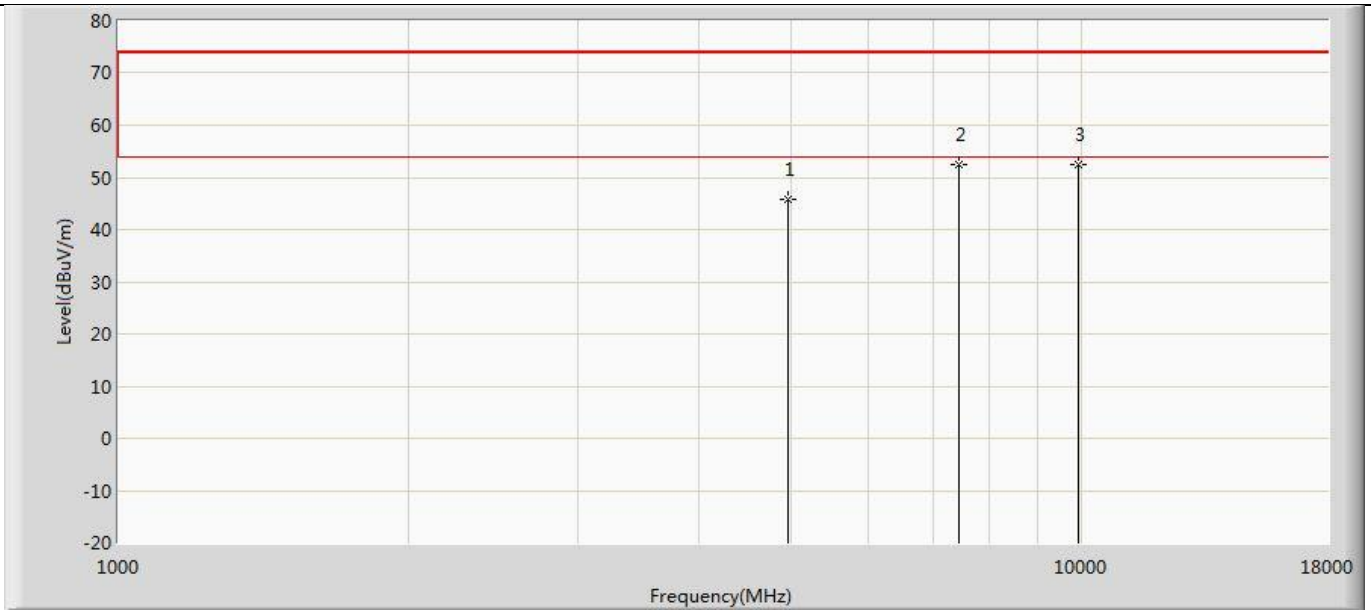

No	Mark	Frequency (MHz)	Measure Level (dBuV/m)	Reading Level (dBuV)	Over Limit (dB)	Limit (dBuV/m)	Factor (dB)	Type
1		4960.000	45.757	56.463	-28.243	74.000	-10.707	PK
2		7443.000	52.492	59.249	-21.508	74.000	-6.757	PK
3	*	9920.000	52.589	54.411	-21.411	74.000	-1.821	PK

Profile: 2430177R	Page No.: 43
Engineer: Pengcheng Yang	
Site: AC5	Time: 2024/04/10 - 08:46
Limit: FCC_Part15.209_RE(3m)	Margin: 0
Probe: Horn_3117_00167055(1-18GHz)	Polarity: Horizontal
EUT: LED lamp	Power: AC 120V/60Hz
Note: Mode 3 : Transmit at 2402MHz by LE_Coded S=8	

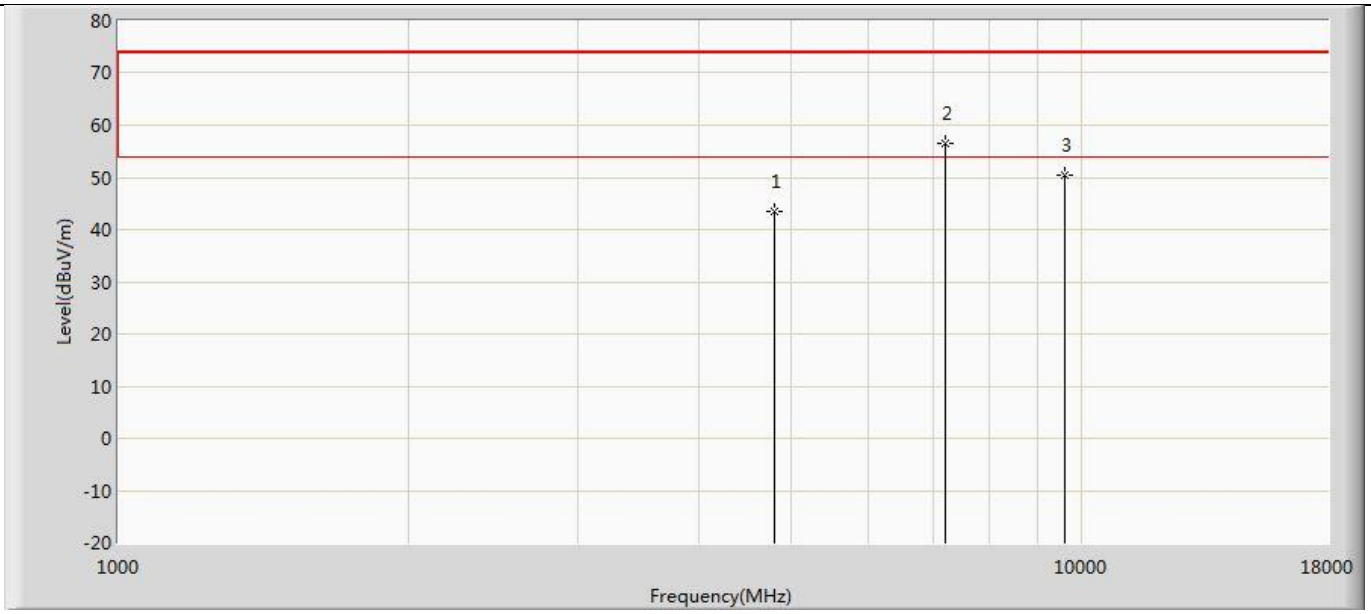

No	Mark	Frequency (MHz)	Measure Level (dBuV/m)	Reading Level (dBuV)	Over Limit (dB)	Limit (dBuV/m)	Factor (dB)	Type
1		4804.000	43.566	55.454	-30.434	74.000	-11.888	PK
2	*	7205.000	56.437	62.587	-17.563	74.000	-6.150	PK
3		9608.000	50.502	53.725	-23.498	74.000	-3.222	PK

Note: The No. 2 is non-restricted bands, so the limit is Fundamental emission down 20dB, and then we evaluated each channel, it is complice with the RSE requirements.

Profile: 2430177R	Page No.: 44
Engineer: Pengcheng Yang	
Site: AC5	Time: 2024/04/10 - 08:47
Limit: FCC_Part15.209_RE(3m)	Margin: 0
Probe: Horn_3117_00167055(1-18GHz)	Polarity: Vertical
EUT: LED lamp	Power: AC 120V/60Hz
Note: Mode 3 : Transmit at 2402MHz by LE_Coded S=8	

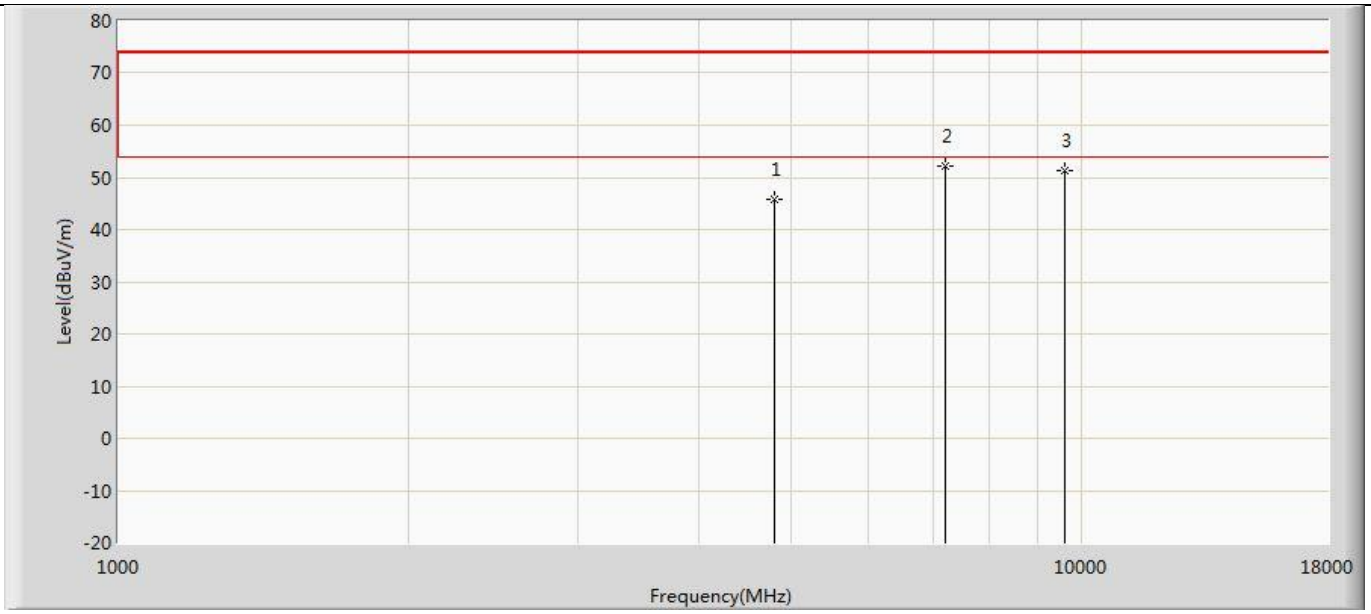

No	Mark	Frequency (MHz)	Measure Level (dBuV/m)	Reading Level (dBuV)	Over Limit (dB)	Limit (dBuV/m)	Factor (dB)	Type
1		4804.000	45.788	57.676	-28.212	74.000	-11.888	PK
2	*	7205.000	52.053	58.203	-21.947	74.000	-6.150	PK
3		9608.000	51.302	54.525	-22.698	74.000	-3.222	PK

Note: The No. 2 is non-restricted bands, so the limit is Fundamental emission down 20dB, and then we evaluated each channel, it is complice with the RSE requirements.

Profile: 2430177R	Page No.: 45
Engineer: Pengcheng Yang	
Site: AC5	Time: 2024/04/10 - 08:47
Limit: FCC_Part15.209_RE(3m)	Margin: 0
Probe: Horn_3117_00167055(1-18GHz)	Polarity: Horizontal
EUT: LED lamp	Power: AC 120V/60Hz
Note: Mode 3 : Transmit at 2440MHz by LE_Coded S=8	

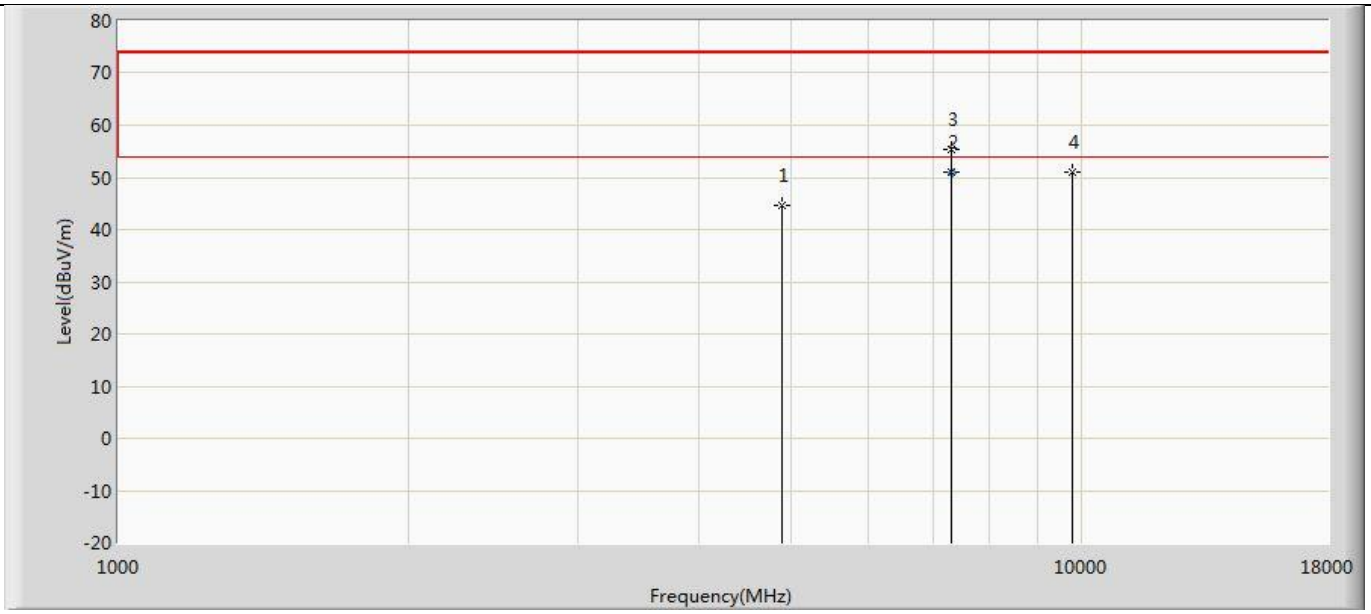

No	Mark	Frequency (MHz)	Measure Level (dBuV/m)	Reading Level (dBuV)	Over Limit (dB)	Limit (dBuV/m)	Factor (dB)	Type
1		4880.000	44.684	55.288	-29.316	74.000	-10.603	PK
2	*	7320.660	51.078	57.990	-2.922	54.000	-6.912	AV
3		7324.000	55.487	62.322	-18.513	74.000	-6.835	PK
4		9760.000	50.991	53.864	-23.009	74.000	-2.874	PK

Profile: 2430177R	Page No.: 46
Engineer: Pengcheng Yang	
Site: AC5	Time: 2024/04/10 - 08:47
Limit: FCC_Part15.209_RE(3m)	Margin: 0
Probe: Horn_3117_00167055(1-18GHz)	Polarity: Vertical
EUT: LED lamp	Power: AC 120V/60Hz
Note: Mode 3：Transmit at 2440MHz by LE_Coded S=8	

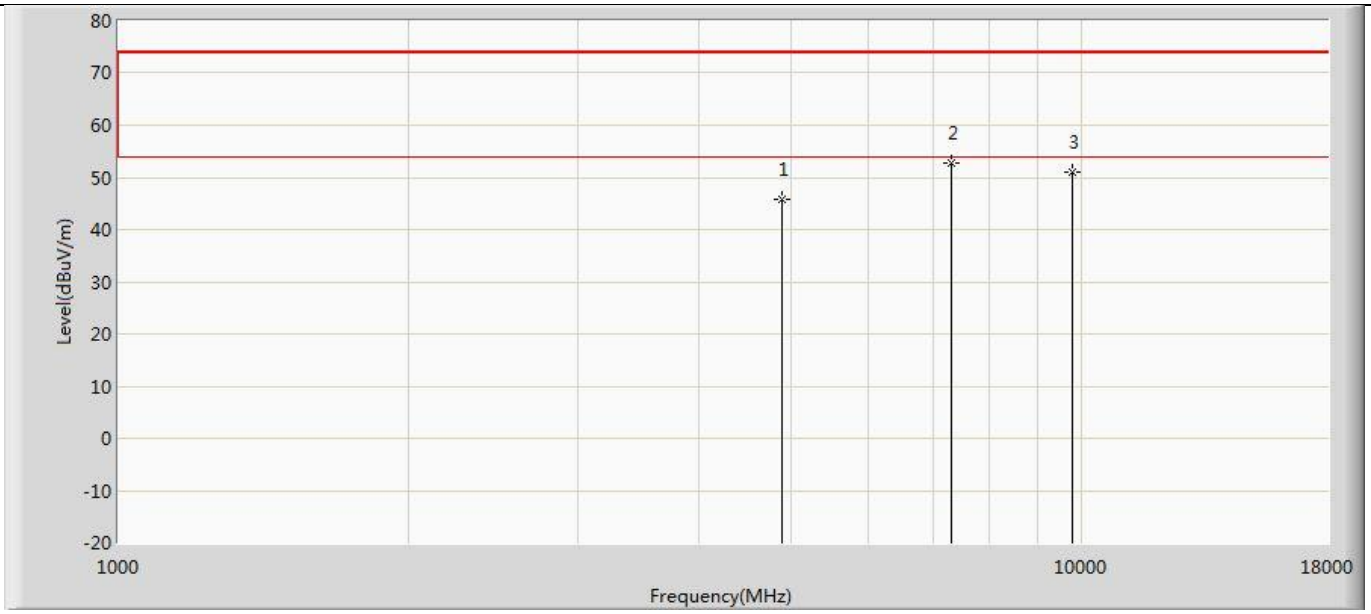

No	Mark	Frequency (MHz)	Measure Level (dBuV/m)	Reading Level (dBuV)	Over Limit (dB)	Limit (dBuV/m)	Factor (dB)	Type
1		4880.000	45.729	56.333	-28.271	74.000	-10.603	PK
2	*	7324.000	52.802	59.637	-21.198	74.000	-6.835	PK
3		9760.000	51.032	53.905	-22.968	74.000	-2.874	PK

Profile: 2430177R	Page No.: 47
Engineer: Pengcheng Yang	
Site: AC5	Time: 2024/04/10 - 08:47
Limit: FCC_Part15.209_RE(3m)	Margin: 0
Probe: Horn_3117_00167055(1-18GHz)	Polarity: Horizontal
EUT: LED lamp	Power: AC 120V/60Hz
Note: Mode 3 : Transmit at 2480MHz by LE_Coded S=8	

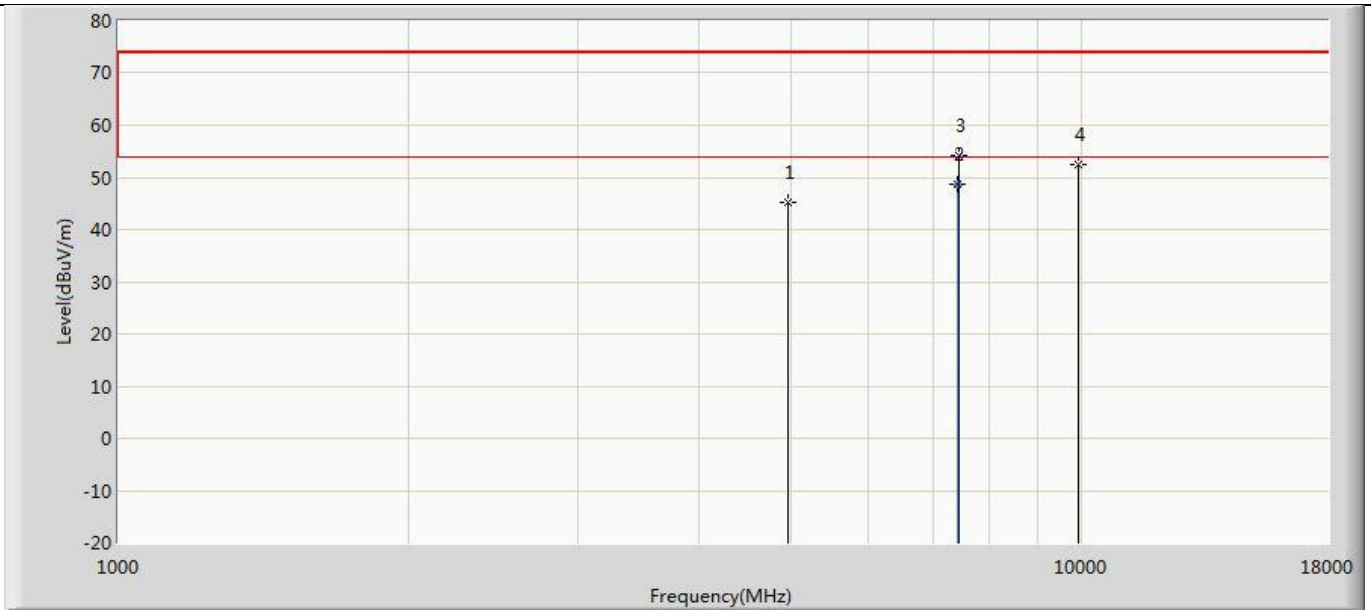

No	Mark	Frequency (MHz)	Measure Level (dBuV/m)	Reading Level (dBuV)	Over Limit (dB)	Limit (dBuV/m)	Factor (dB)	Type
1		4960.000	45.119	55.825	-28.881	74.000	-10.707	PK
2	*	7440.720	48.797	55.570	-5.203	54.000	-6.774	AV
3		7443.000	54.298	61.055	-19.702	74.000	-6.757	PK
4		9920.000	52.512	54.334	-21.488	74.000	-1.821	PK

Profile: 2430177R	Page No.: 48
Engineer: Pengcheng Yang	
Site: AC5	Time: 2024/04/10 - 08:47
Limit: FCC_Part15.209_RE(3m)	Margin: 0
Probe: Horn_3117_00167055(1-18GHz)	Polarity: Vertical
EUT: LED lamp	Power: AC 120V/60Hz
Note: Mode 3 : Transmit at 2480MHz by LE_Coded S=8	

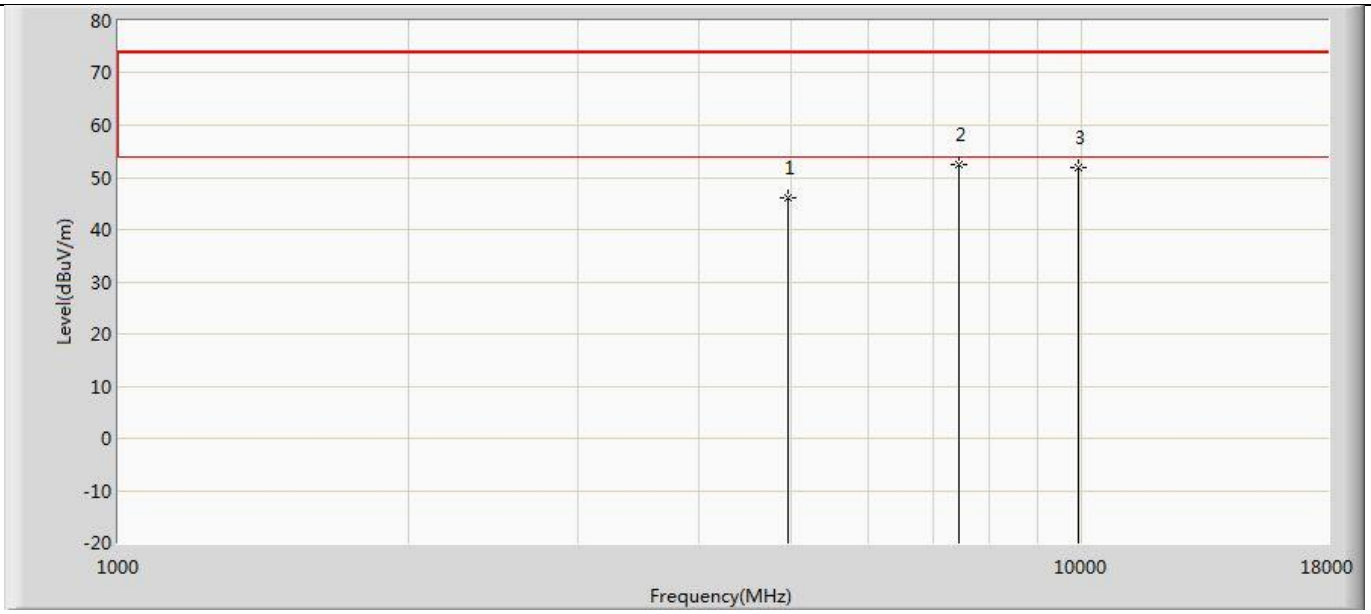

No	Mark	Frequency (MHz)	Measure Level (dBuV/m)	Reading Level (dBuV)	Over Limit (dB)	Limit (dBuV/m)	Factor (dB)	Type
1		4960.000	46.007	56.713	-27.993	74.000	-10.707	PK
2	*	7443.000	52.464	59.221	-21.536	74.000	-6.757	PK
3		9920.000	51.753	53.575	-22.247	74.000	-1.821	PK

Profile: 2430177R	Page No.: 49
Engineer: Pengcheng Yang	
Site: AC5	Time: 2024/04/10 - 08:47
Limit: FCC_Part15.209_RE(3m)	Margin: 0
Probe: Horn_3117_00167055(1-18GHz)	Polarity: Horizontal
EUT: LED lamp	Power: AC 120V/60Hz
Note: Mode 4 : Transmit at 2402MHz by LE_Coded S=2	

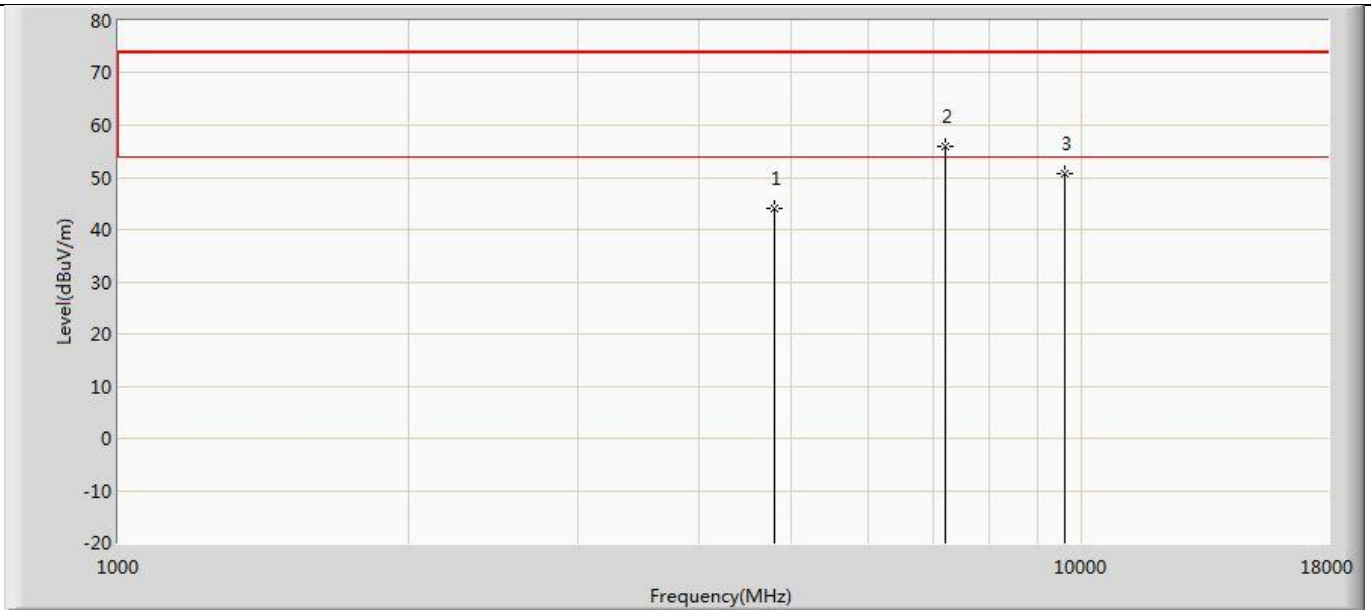

No	Mark	Frequency (MHz)	Measure Level (dBuV/m)	Reading Level (dBuV)	Over Limit (dB)	Limit (dBuV/m)	Factor (dB)	Type
1		4804.000	44.042	55.930	-29.958	74.000	-11.888	PK
2	*	7205.000	55.934	62.084	-18.066	74.000	-6.150	PK
3		9608.000	50.869	54.092	-23.131	74.000	-3.222	PK

Note: The No. 2 is non-restricted bands, so the limit is Fundamental emission down 20dB, and then we evaluated each channel, it is complice with the RSE requirements.

Profile: 2430177R	Page No.: 50
Engineer: Pengcheng Yang	
Site: AC5	Time: 2024/04/10 - 08:47
Limit: FCC_Part15.209_RE(3m)	Margin: 0
Probe: Horn_3117_00167055(1-18GHz)	Polarity: Vertical
EUT: LED lamp	Power: AC 120V/60Hz
Note: Mode 4 : Transmit at 2402MHz by LE_Coded S=2	

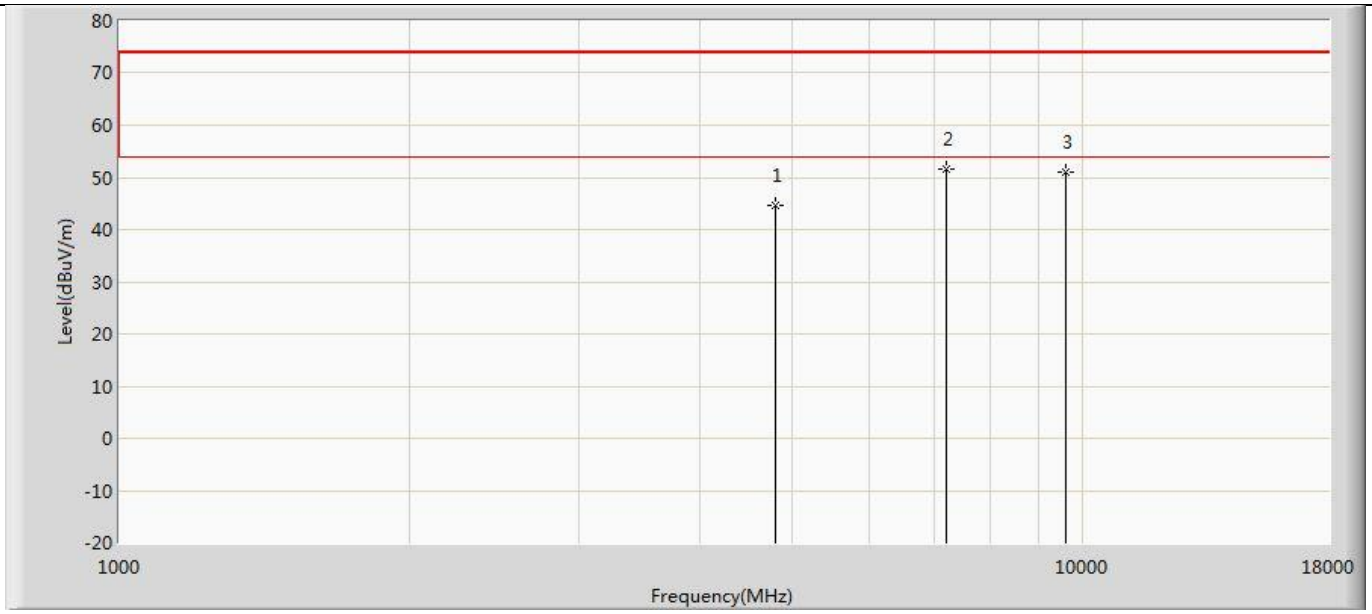

No	Mark	Frequency (MHz)	Measure Level (dBuV/m)	Reading Level (dBuV)	Over Limit (dB)	Limit (dBuV/m)	Factor (dB)	Type
1		4804.000	44.605	56.493	-29.395	74.000	-11.888	PK
2	*	7205.000	51.470	57.620	-22.530	74.000	-6.150	PK
3		9608.000	50.996	54.219	-23.004	74.000	-3.222	PK

Note: The No. 2 is non-restricted bands, so the limit is Fundamental emission down 20dB, and then we evaluated each channel, it is complice with the RSE requirements.

Profile: 2430177R	Page No.: 51
Engineer: Pengcheng Yang	
Site: AC5	Time: 2024/04/10 - 08:47
Limit: FCC_Part15.209_RE(3m)	Margin: 0
Probe: Horn_3117_00167055(1-18GHz)	Polarity: Horizontal
EUT: LED lamp	Power: AC 120V/60Hz
Note: Mode 4 : Transmit at 2440MHz by LE_Coded S=2	

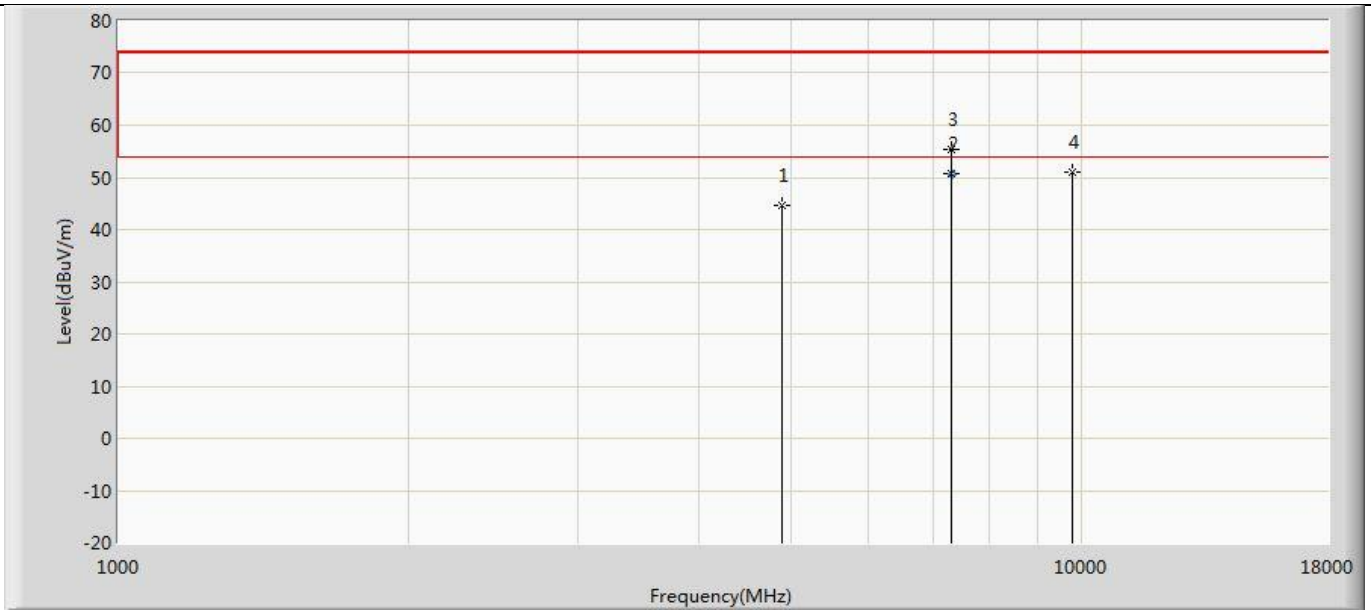

No	Mark	Frequency (MHz)	Measure Level (dBuV/m)	Reading Level (dBuV)	Over Limit (dB)	Limit (dBuV/m)	Factor (dB)	Type
1		4880.000	44.606	55.210	-29.394	74.000	-10.603	PK
2	*	7320.600	50.767	57.680	-3.233	54.000	-6.914	AV
3		7324.000	55.254	62.089	-18.746	74.000	-6.835	PK
4		9760.000	50.974	53.847	-23.026	74.000	-2.874	PK

Profile: 2430177R	Page No.: 52
Engineer: Pengcheng Yang	
Site: AC5	Time: 2024/04/10 - 08:47
Limit: FCC_Part15.209_RE(3m)	Margin: 0
Probe: Horn_3117_00167055(1-18GHz)	Polarity: Vertical
EUT: LED lamp	Power: AC 120V/60Hz
Note: Mode 4：Transmit at 2440MHz by LE_Coded S=2	

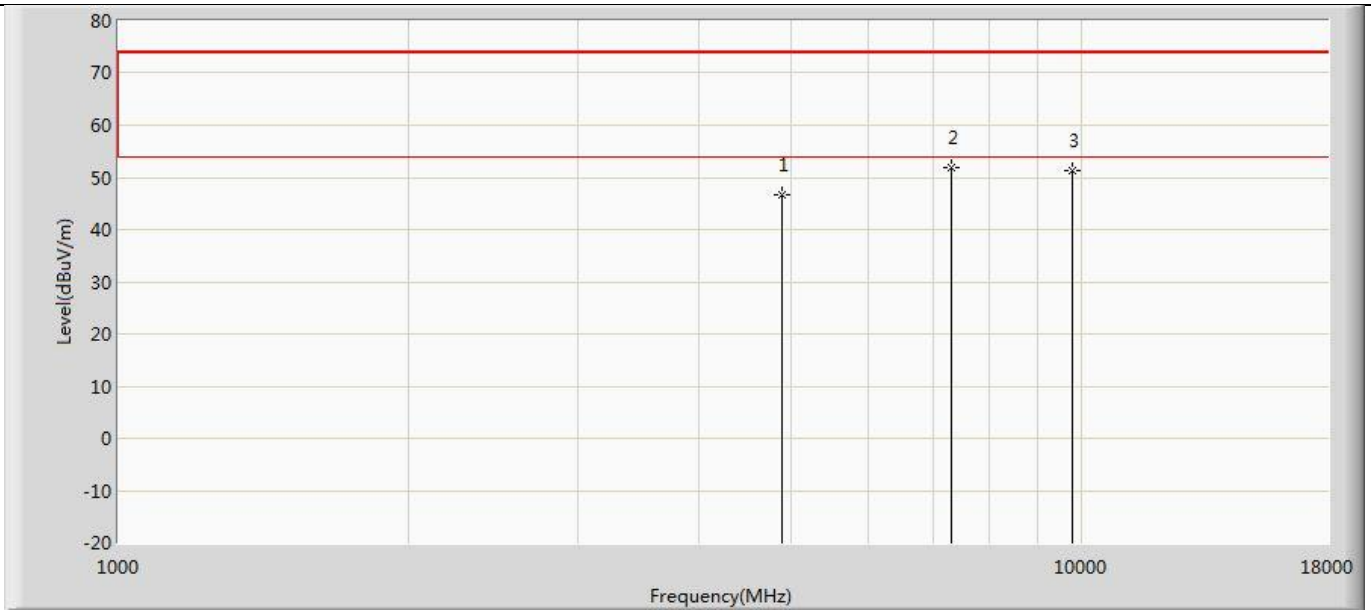

No	Mark	Frequency (MHz)	Measure Level (dBuV/m)	Reading Level (dBuV)	Over Limit (dB)	Limit (dBuV/m)	Factor (dB)	Type
1		4880.000	46.768	57.372	-27.232	74.000	-10.603	PK
2	*	7324.000	51.792	58.627	-22.208	74.000	-6.835	PK
3		9760.000	51.287	54.160	-22.713	74.000	-2.874	PK

Profile: 2430177R	Page No.: 53
Engineer: Pengcheng Yang	
Site: AC5	Time: 2024/04/10 - 08:47
Limit: FCC_Part15.209_RE(3m)	Margin: 0
Probe: Horn_3117_00167055(1-18GHz)	Polarity: Horizontal
EUT: LED lamp	Power: AC 120V/60Hz
Note: Mode 4：Transmit at 2480MHz by LE_Coded S=2	

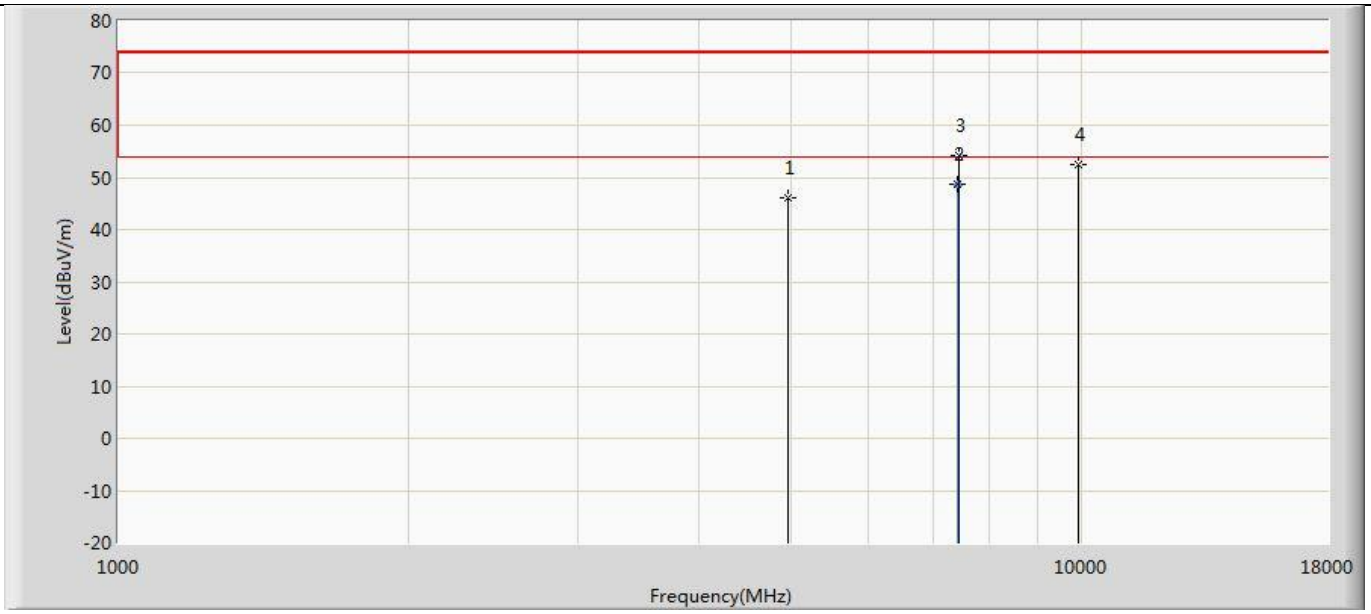

No	Mark	Frequency (MHz)	Measure Level (dBuV/m)	Reading Level (dBuV)	Over Limit (dB)	Limit (dBuV/m)	Factor (dB)	Type
1		4960.000	46.225	56.931	-27.775	74.000	-10.707	PK
2	*	7439.280	48.786	55.570	-5.214	54.000	-6.784	AV
3		7443.000	54.290	61.047	-19.710	74.000	-6.757	PK
4		9920.000	52.341	54.163	-21.659	74.000	-1.821	PK

a	Page No.: 54
Engineer: Pengcheng Yang	
Site: AC5	Time: 2024/04/10 - 08:47
Limit: FCC_Part15.209_RE(3m)	Margin: 0
Probe: Horn_3117_00167055(1-18GHz)	Polarity: Vertical
EUT: LED lamp	Power: AC 120V/60Hz
Note: Mode 4 : Transmit at 2480MHz by LE_Coded S=2	

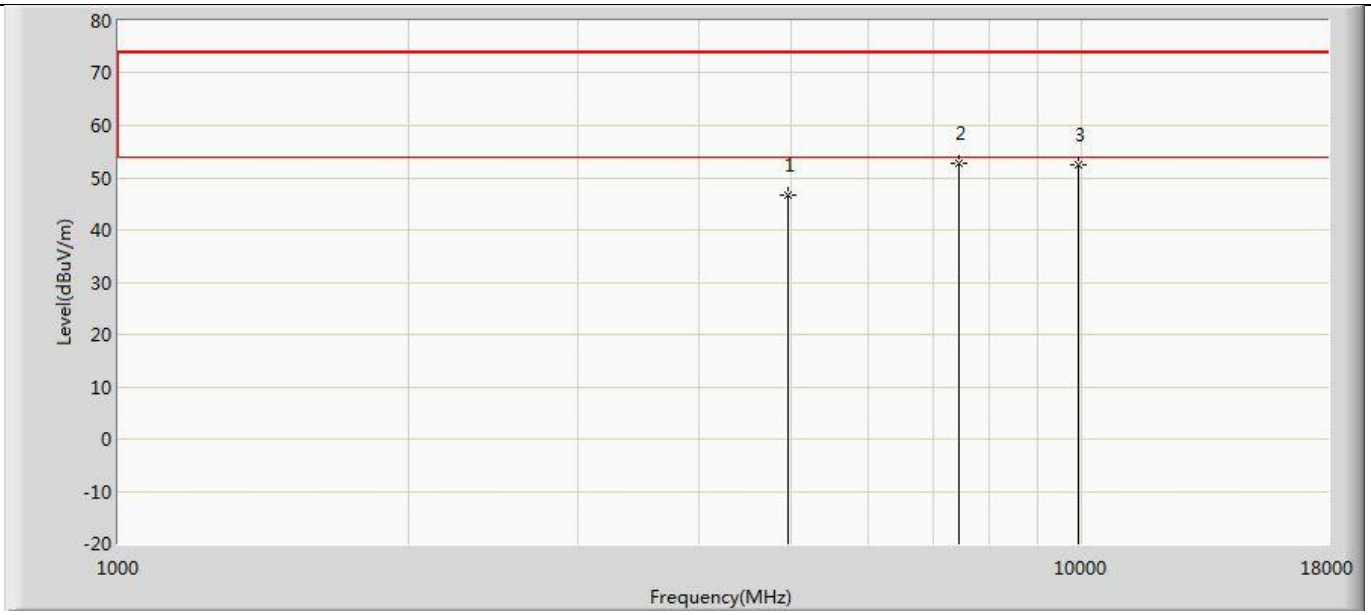

No	Mark	Frequency (MHz)	Measure Level (dBuV/m)	Reading Level (dBuV)	Over Limit (dB)	Limit (dBuV/m)	Factor (dB)	Type
1		4960.000	46.800	57.506	-27.200	74.000	-10.707	PK
2	*	7443.000	52.753	59.510	-21.247	74.000	-6.757	PK
3		9920.000	52.361	54.183	-21.639	74.000	-1.821	PK

Note:
1. Measured Level = Reading Level + Factor.
2. The test frequency range, 9kHz~30MHz, worst case are at least 20dB below the limits, therefore no data appear in the report.
3. The test frequency range, 18GHz~26GHz test result on peak is lower than average limit, all is the noise base, therefore no data appear in the report.
4. If the test result on peak is lower than average limit, then average measurement needn't be performed.

The worst case of Radiated Emission below 1GHz :

Profile: 2430177R	Page No.: 125
Engineer: Pengchengyang	
Site: AC2	Time: 2024/04/11 - 07:50
Limit: FCC_Part 15.209_RE (3m)	Margin: 0
Probe: CBL6112D_27613(30-1000MHz)	Polarity: Horizontal
EUT: LED lamp	Power: AC 120V/60Hz
Note: Mode 1 : Transmit at 2440MHz by LE_1Mbps	

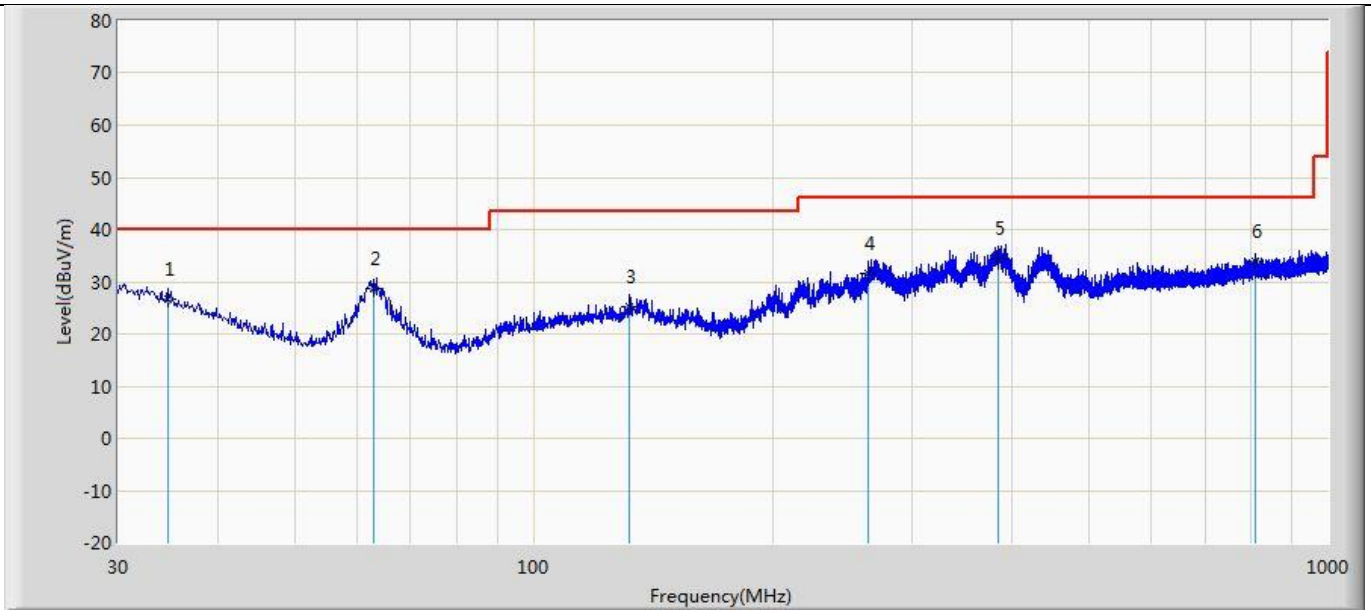

No	Mark	Frequency (MHz)	Measure Level (dBuV/m)	Reading Level (dBuV)	Over Limit (dB)	Limit (dBuV/m)	Factor (dB)	Type
1		34.607	26.557	3.981	-13.443	40.000	22.576	QP
2	*	62.980	28.741	15.755	-11.259	40.000	12.986	QP
3		131.850	25.336	6.440	-18.164	43.500	18.896	QP
4		264.013	31.723	11.070	-14.277	46.000	20.653	QP
5		384.535	34.437	11.377	-11.563	46.000	23.059	QP
6		811.820	33.834	4.443	-12.166	46.000	29.391	QP

Profile: 2430177R	Page No.: 126
Engineer: Pengchengyang	
Site: AC2	Time: 2024/04/11 - 07:51
Limit: FCC_Part 15.209_RE (3m)	Margin: 0
Probe: CBL6112D_27613(30-1000MHz)	Polarity: Vertical
EUT: LED lamp	Power: AC 120V/60Hz
Note: Mode 1 : Transmit at 2440MHz by LE_1Mbps	

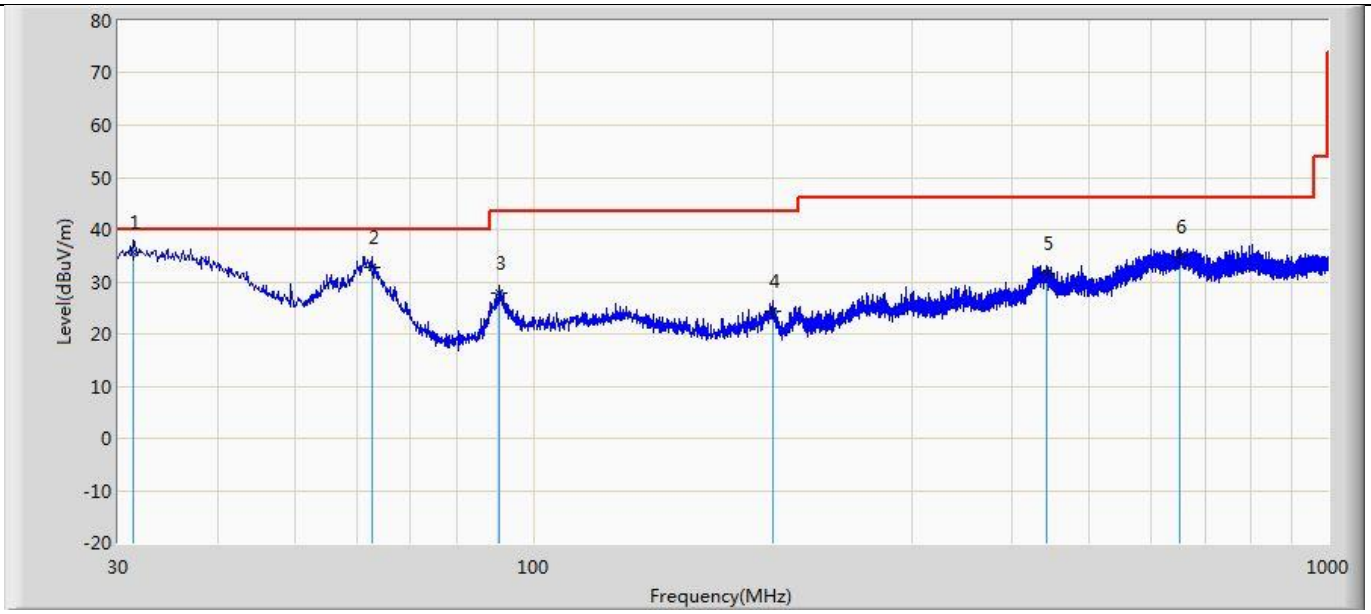

No	Mark	Frequency (MHz)	Measure Level (dBuV/m)	Reading Level (dBuV)	Over Limit (dB)	Limit (dBuV/m)	Factor (dB)	Type
1	*	31.334	35.597	11.346	-4.403	40.000	24.251	QP
2		62.737	32.769	19.772	-7.231	40.000	12.997	QP
3		90.625	27.792	11.760	-15.708	43.500	16.032	QP
4		199.750	24.392	7.765	-19.108	43.500	16.627	QP
5		442.129	31.461	6.982	-14.539	46.000	24.479	QP
6		652.013	34.845	7.388	-11.155	46.000	27.458	QP

Note:
1. " * ", means this data is the worst emission level.
2. Measurement Level = Reading Level + Factor(Probe+Cable-Amp)

Appendix I: AC Power Line Conducted Emission

Profile: 2430177R	Page No.: 49
Engineer: Pengchengyang	
Site: TR1	Time: 2024/04/10 - 08:35
Limit: FCC_Part 15.207_CE_AC Power	Margin: 0
Probe: ENV216_101189(0.009-30MHz)	Polarity: Line
EUT: LED lamp	Power: AC 120V/60Hz
Note: Mode 1：Transmit at 2440MHz by LE_1Mbps	

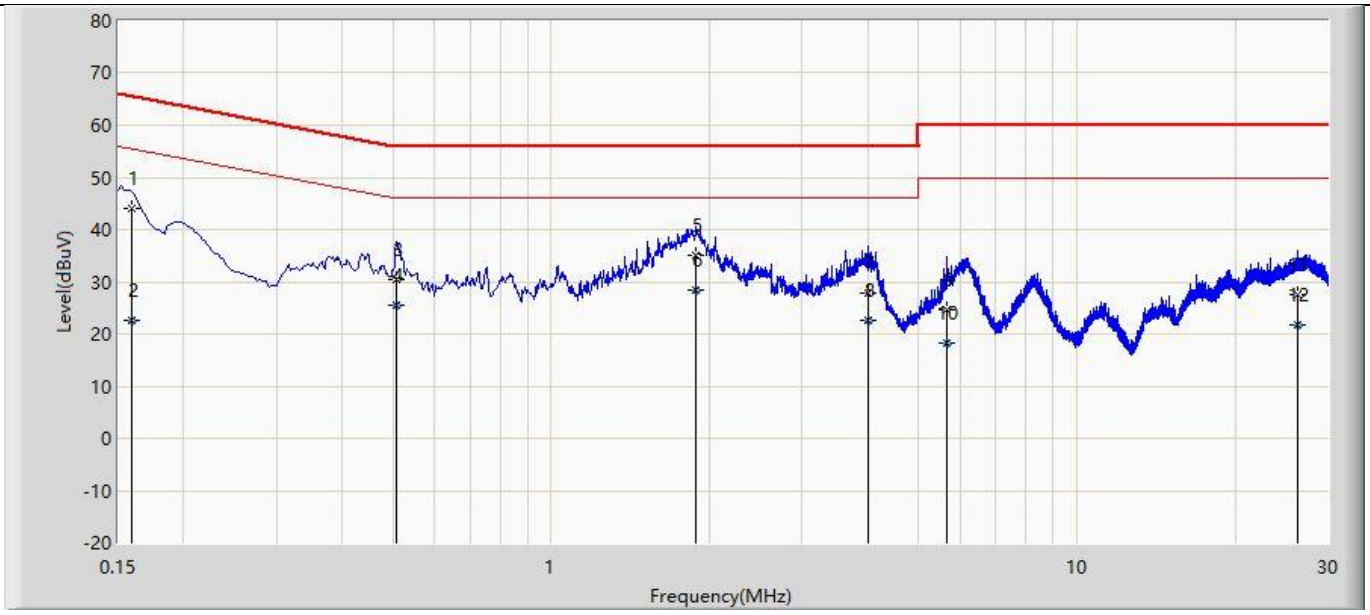

No	Mark	Frequency (MHz)	Measure Level (dBuV)	Reading Level (dBuV)	Over Limit (dB)	Limit (dBuV)	Factor (dB)	Type
1		0.159	44.096	34.472	-21.420	65.516	9.624	QP
2		0.159	22.662	13.037	-32.854	55.516	9.624	AV
3		0.508	30.358	20.721	-25.642	56.000	9.637	QP
4		0.508	25.373	15.736	-20.627	46.000	9.637	AV
5		1.883	35.098	25.406	-20.902	56.000	9.692	QP
6	*	1.883	28.397	18.705	-17.603	46.000	9.692	AV
7		4.002	27.808	18.068	-28.192	56.000	9.740	QP
8		4.002	22.489	12.749	-23.511	46.000	9.740	AV
9		5.667	24.621	14.842	-35.379	60.000	9.779	QP
10		5.667	18.386	8.607	-31.614	50.000	9.779	AV
11		26.293	27.441	17.363	-32.559	60.000	10.079	QP
12		26.293	21.881	11.802	-28.119	50.000	10.079	AV

Profile: 2430177R	Page No.: 50
Engineer: Pengchengyang	
Site: TR1	Time: 2024/04/10 - 08:36
Limit: FCC_Part 15.207_CE_AC Power	Margin: 0
Probe: ENV216_101189(0.009-30MHz)	Polarity: Neutral
EUT: LED lamp	Power: AC 120V/60Hz
Note: Mode 1 : Transmit at 2440MHz by LE_1Mbps	

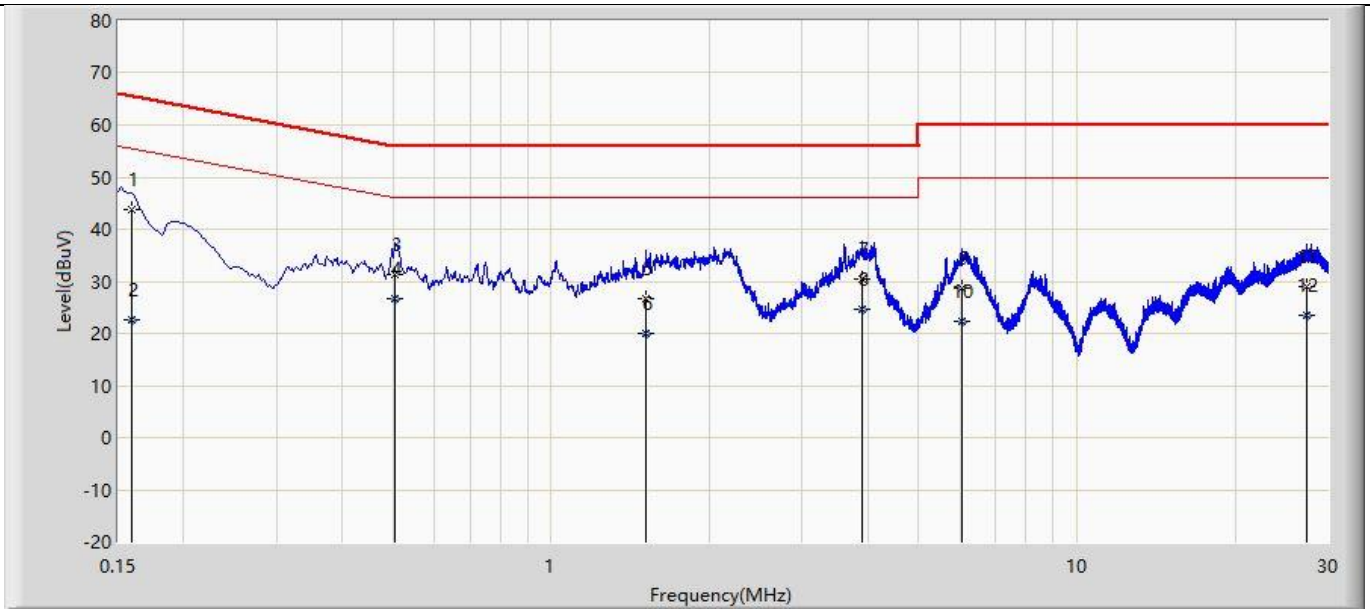

No	Mark	Frequency (MHz)	Measure Level (dBuV)	Reading Level (dBuV)	Over Limit (dB)	Limit (dBuV)	Factor (dB)	Type
1		0.159	43.856	34.225	-21.660	65.516	9.630	QP
2		0.159	22.612	12.982	-32.904	55.516	9.630	AV
3		0.505	31.280	21.633	-24.720	56.000	9.647	QP
4	*	0.505	26.709	17.062	-19.291	46.000	9.647	AV
5		1.514	26.643	16.960	-29.357	56.000	9.683	QP
6		1.514	19.859	10.176	-26.141	46.000	9.683	AV
7		3.910	30.375	20.626	-25.625	56.000	9.749	QP
8		3.910	24.693	14.944	-21.307	46.000	9.749	AV
9		6.043	28.685	18.891	-31.315	60.000	9.794	QP
10		6.043	22.367	12.573	-27.633	50.000	9.794	AV
11		27.389	29.107	18.991	-30.893	60.000	10.116	QP
12		27.389	23.424	13.308	-26.576	50.000	10.116	AV

Note:
1. " * ", means this data is the worst emission level.
2. Measurement Level = Reading Level + Factor(Probe+Cable-Amp)

The End