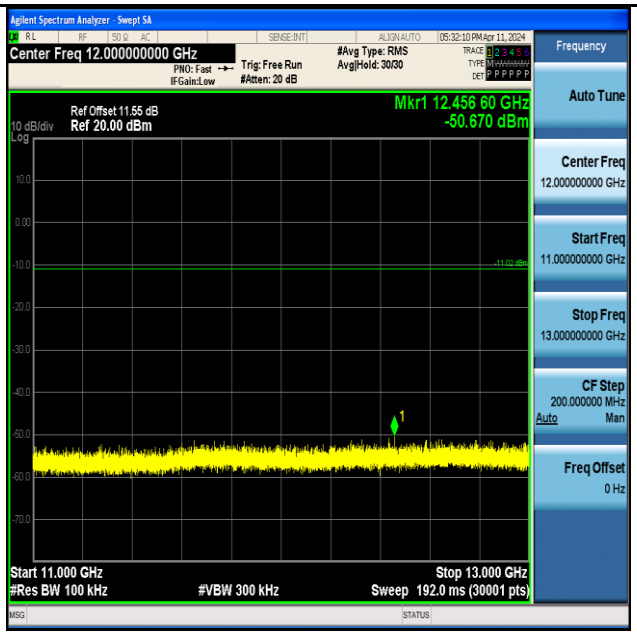

BLE_500K-Ant1-2440-11000~13000-PASS

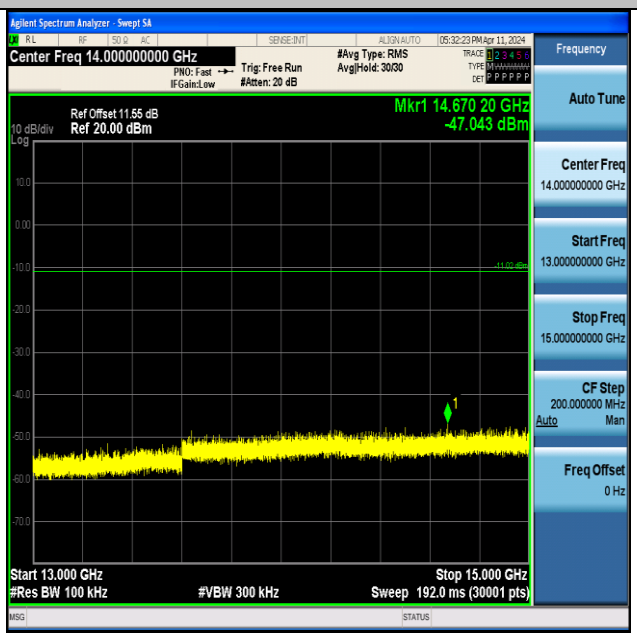

BLE_500K-Ant1-2440-13000~15000-PASS

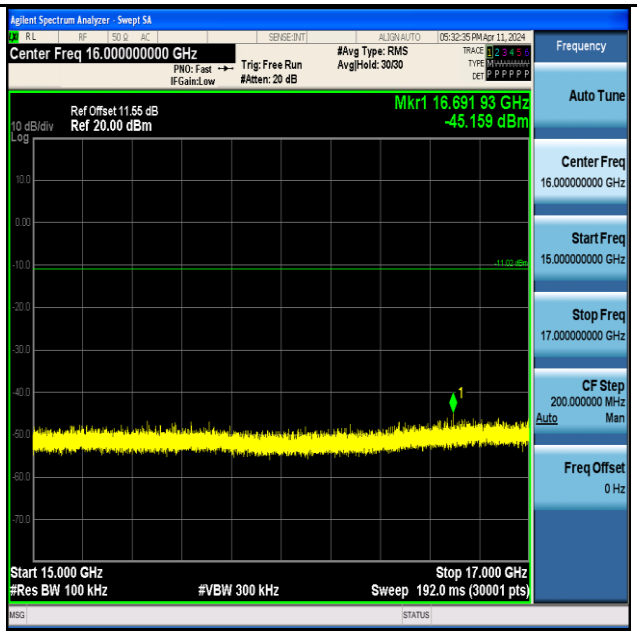

BLE_500K-Ant1-2440-15000~17000-PASS

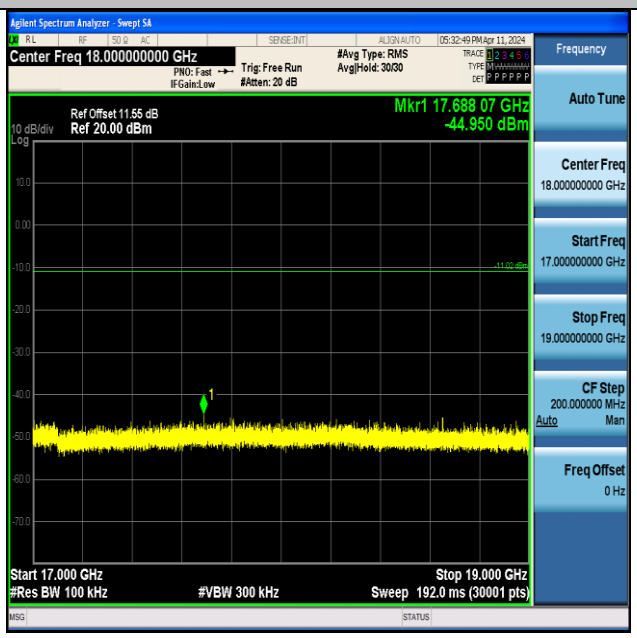

BLE_500K-Ant1-2440-17000~19000-PASS

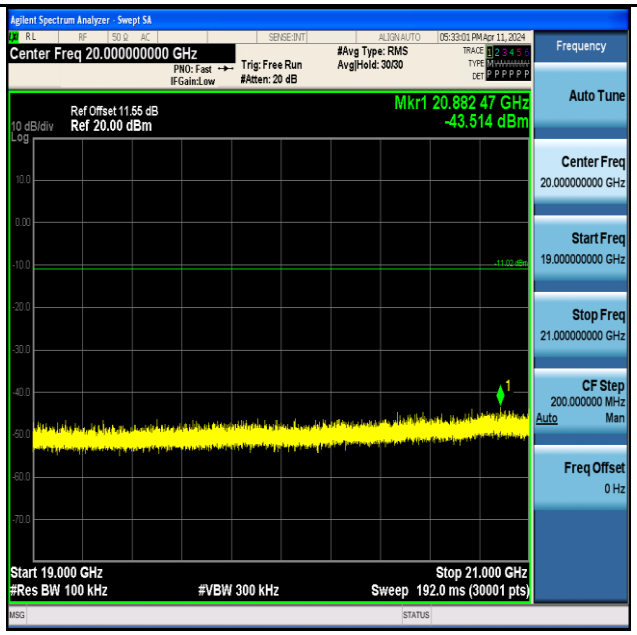

BLE_500K-Ant1-2440-19000~21000-PASS

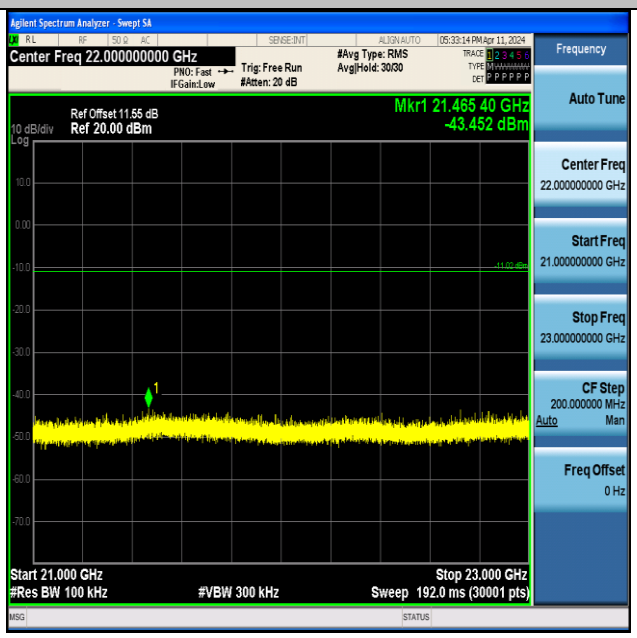

BLE_500K-Ant1-2440-21000~23000-PASS

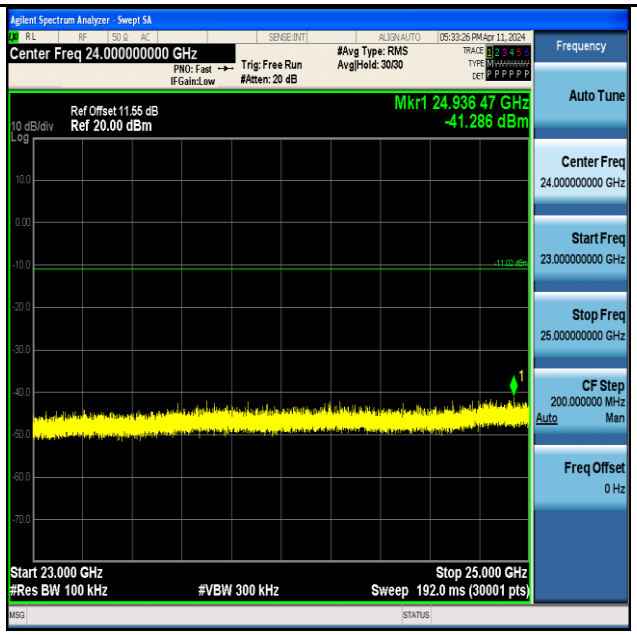

BLE_500K-Ant1-2440-23000~25000-PASS

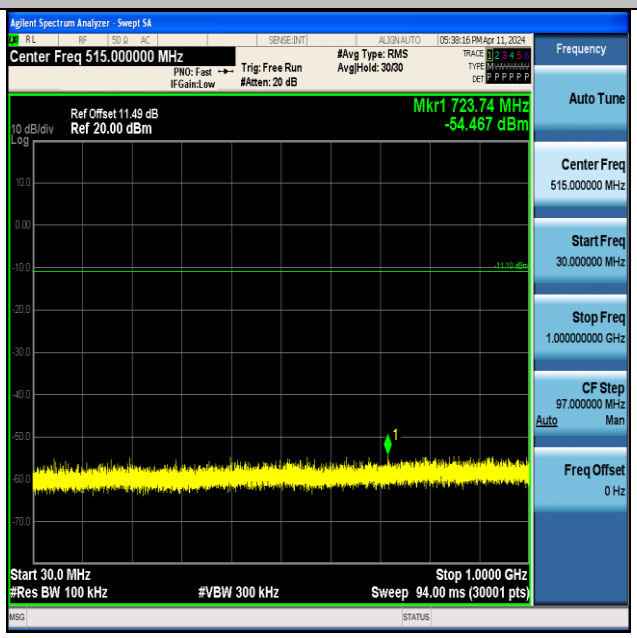

BLE_500K-Ant1-2480-30~1000-PASS

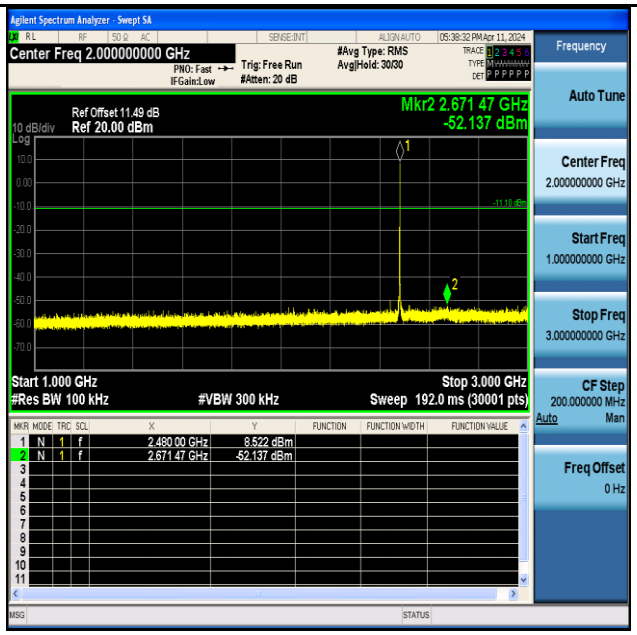

BLE_500K-Ant1-2480-1000~3000-PASS

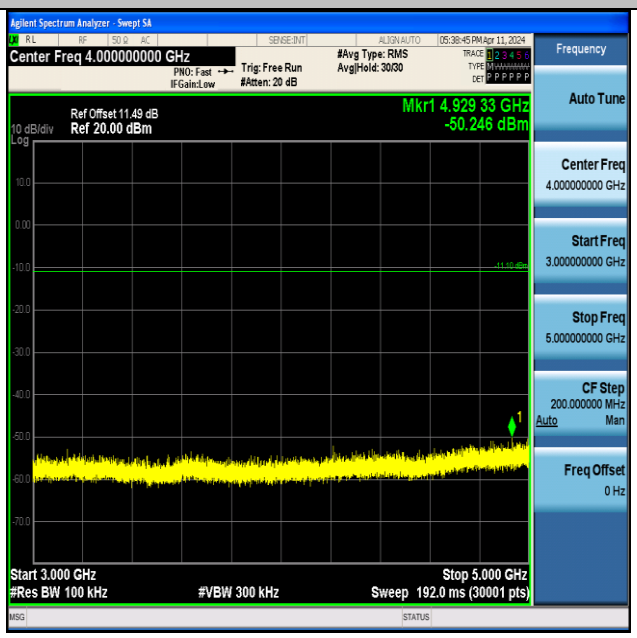

BLE_500K-Ant1-2480-3000~5000-PASS

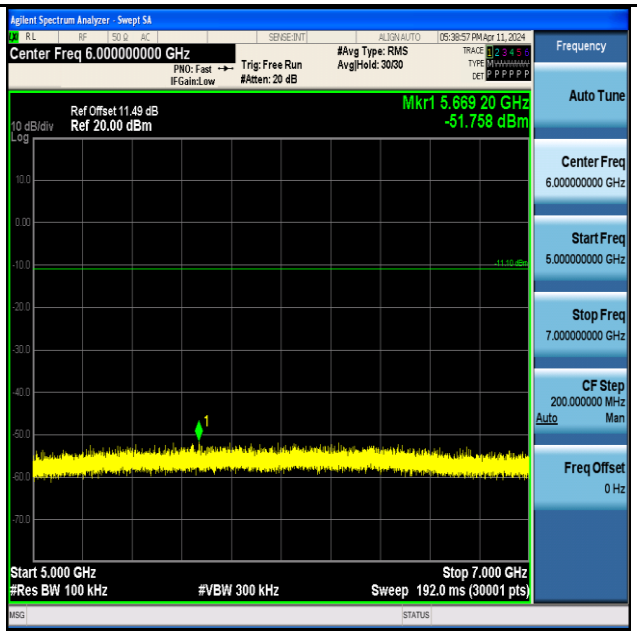

BLE_500K-Ant1-2480-5000~7000-PASS

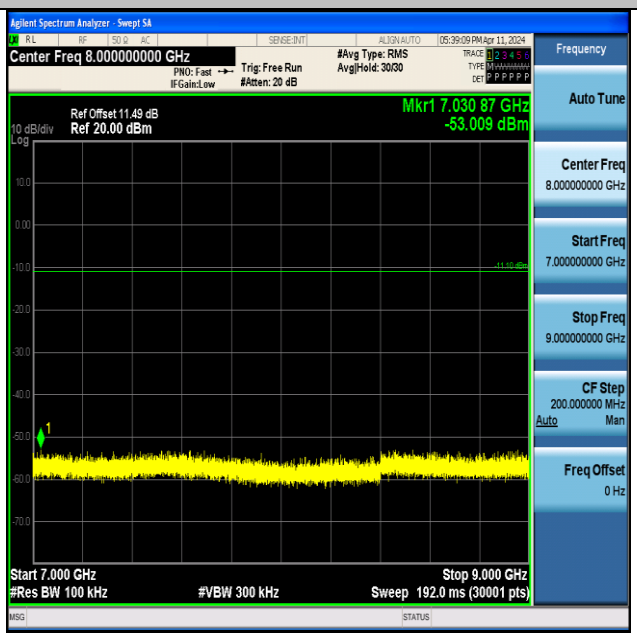

BLE_500K-Ant1-2480-7000~9000-PASS

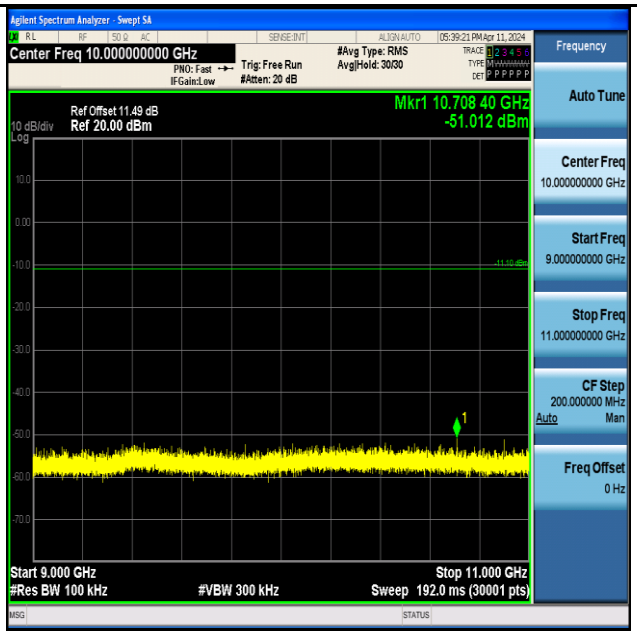

BLE_500K-Ant1-2480-9000~11000-PASS

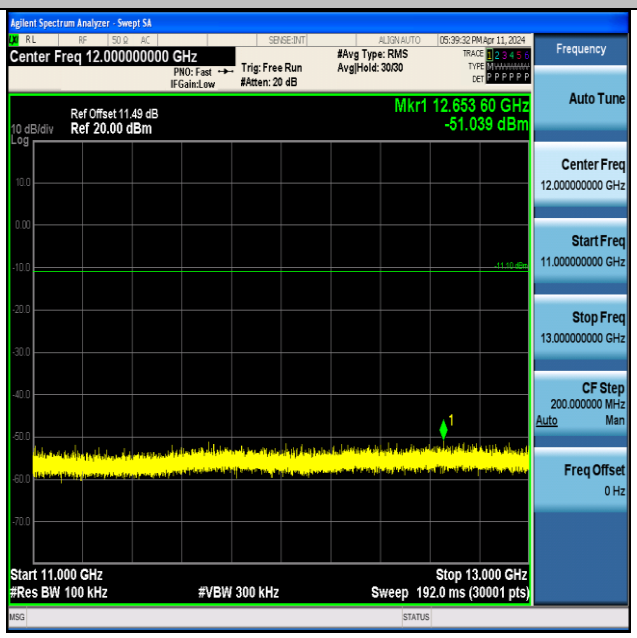

BLE_500K-Ant1-2480-11000~13000-PASS

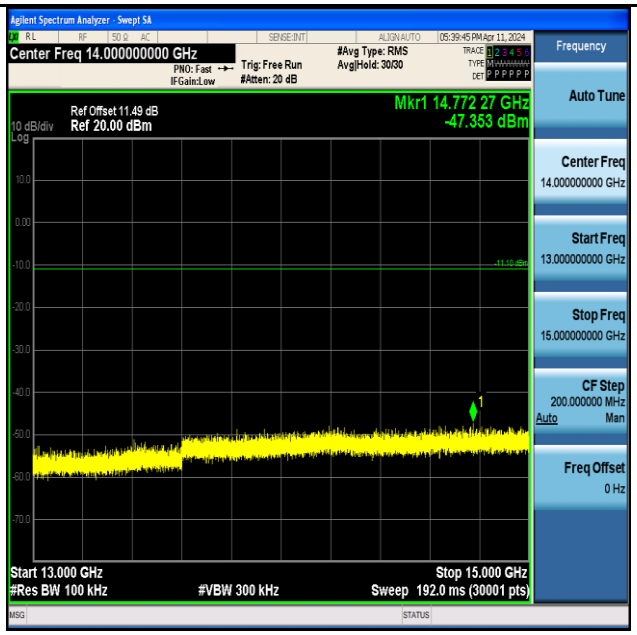

BLE_500K-Ant1-2480-13000~15000-PASS

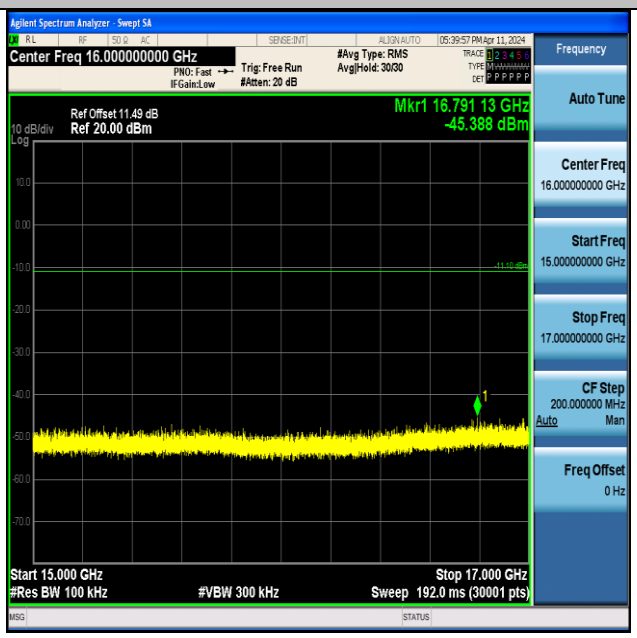

BLE_500K-Ant1-2480-15000~17000-PASS

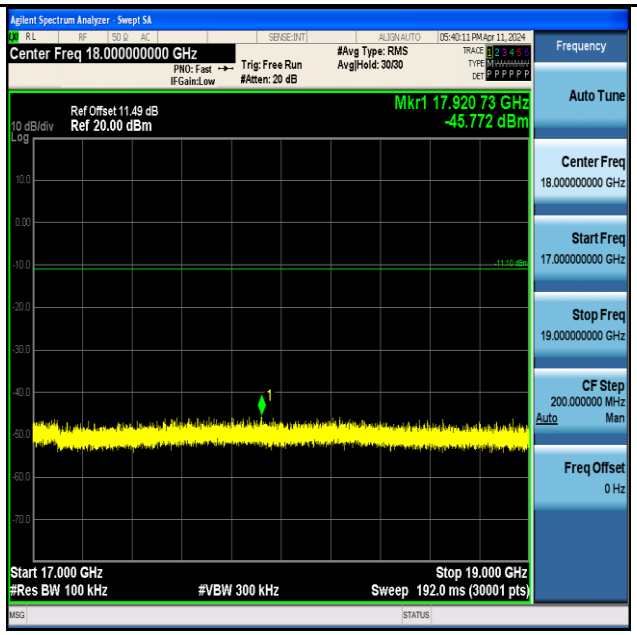

BLE_500K-Ant1-2480-17000~19000-PASS

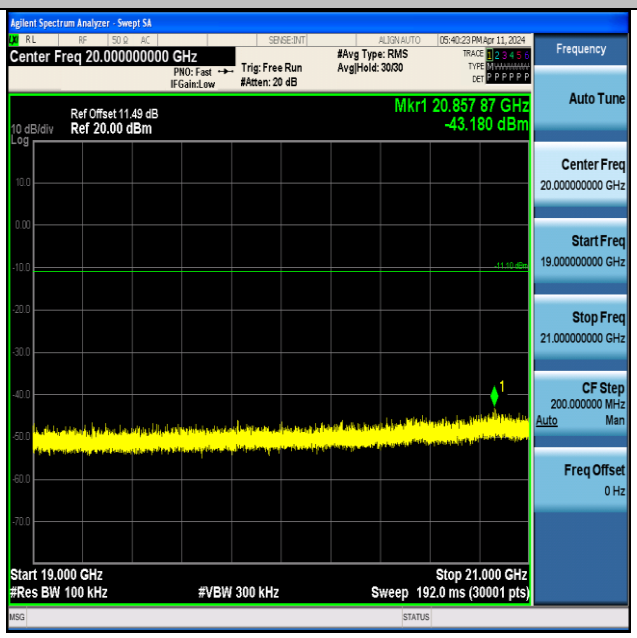

BLE_500K-Ant1-2480-19000~21000-PASS

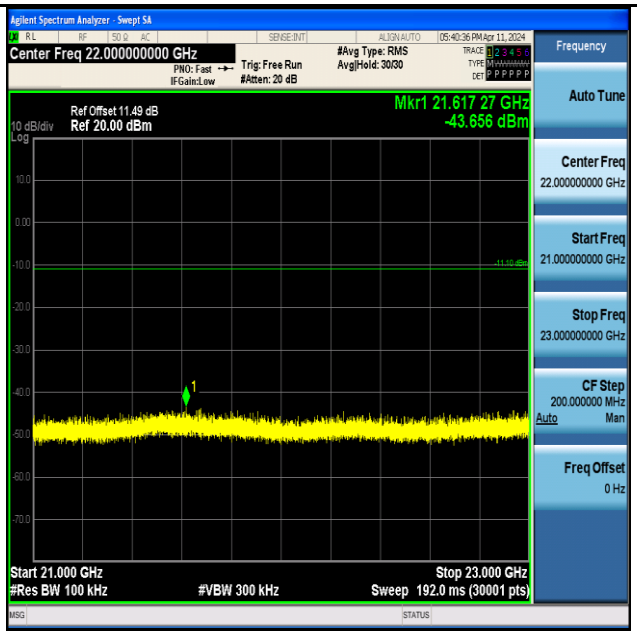

BLE_500K-Ant1-2480-21000~23000-PASS

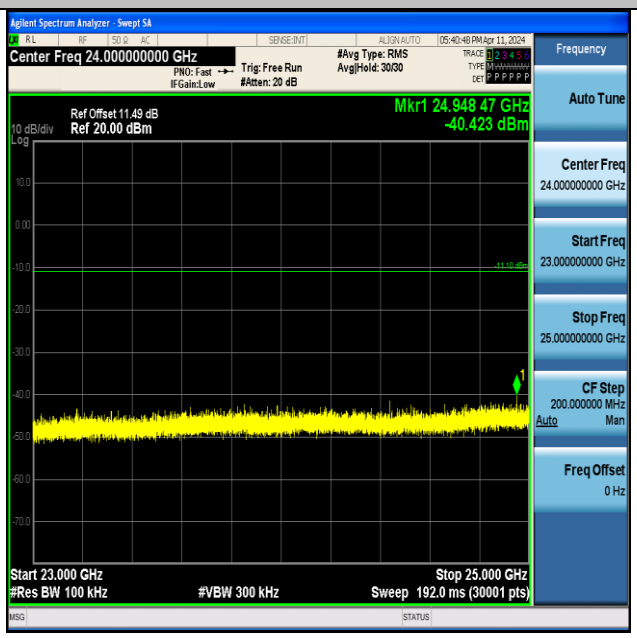

BLE_500K-Ant1-2480-23000~25000-PASS

Appendix G: Duty Cycle

TestMode	Antenna	Frequency[MHz]	ON Time [ms]	Period [ms]	Duty Cycle [%]	Duty Cycle Factor[dB]
BLE_1M	Ant1	2402	0.00	0.00	100	NaN
BLE_1M	Ant1	2440	0.00	0.00	100	NaN
BLE_1M	Ant1	2480	0.00	0.00	100	NaN
BLE_2M	Ant1	2402	0.00	0.00	100	NaN
BLE_2M	Ant1	2440	0.00	0.00	100	NaN
BLE_2M	Ant1	2480	0.00	0.00	100	NaN
BLE_125K	Ant1	2402	0.00	0.00	100	NaN
BLE_125K	Ant1	2440	0.00	0.00	100	NaN
BLE_125K	Ant1	2480	0.00	0.00	100	NaN
BLE_500K	Ant1	2402	0.00	0.00	100	NaN
BLE_500K	Ant1	2440	0.00	0.00	100	NaN
BLE_500K	Ant1	2480	0.00	0.00	100	NaN

NTNV-BLE_1M-Ant1-2402

NTNV-BLE_1M-Ant1-2440

NTNV-BLE_1M-Ant1-2480

NTNV-BLE_2M-Ant1-2402

NTNV-BLE_2M-Ant1-2440

NTNV-BLE_2M-Ant1-2480

NTNV-BLE_125K-Ant1-2402

NTNV-BLE_125K-Ant1-2440

NTNV-BLE_125K-Ant1-2480

NTNV-BLE_500K-Ant1-2402

NTNV-BLE_500K-Ant1-2440

NTNV-BLE_500K-Ant1-2480

Appendix H: Emissions in Restricted Bands

Profile: 2430175R	Page No.: 31
Engineer: Pengcheng Yang	
Site: AC5	Time: 2024/04/30 - 10:34
Limit: FCC_Part15.209_RE(3m)	Margin: 0
Probe: Horn_3117_00167055(1-18GHz)	Polarity: Horizontal
EUT: LED lamp	Power: AC 120V/60Hz
Note: Mode 1 : Transmit at 2402MHz by LE_1Mbps	



No	Mark	Frequency (MHz)	Measure Level (dBuV/m)	Reading Level (dBuV)	Over Limit (dB)	Limit (dBuV/m)	Factor (dB)	Type
1		4804.000	45.357	57.245	-29.808	74.000	-11.888	PK
2	*	7205.000	56.162	62.312	-18.545	74.000	-6.150	PK
3		9608.000	51.087	54.309	-23.361	74.000	-3.222	PK

Note: The No. 2 is non-restricted bands, so the limit is Fundamental emission down 20dB, and then we evaluated each channel, it is complice with the RSE requirements.

Profile: 2430175R	Page No.: 32
Engineer: Pengcheng Yang	
Site: AC5	Time: 2024/04/30 - 10:34
Limit: FCC_Part15.209_RE(3m)	Margin: 0
Probe: Horn_3117_00167055(1-18GHz)	Polarity: Vertical
EUT: LED lamp	Power: AC 120V/60Hz
Note: Mode 1 : Transmit at 2402MHz by LE_1Mbps	

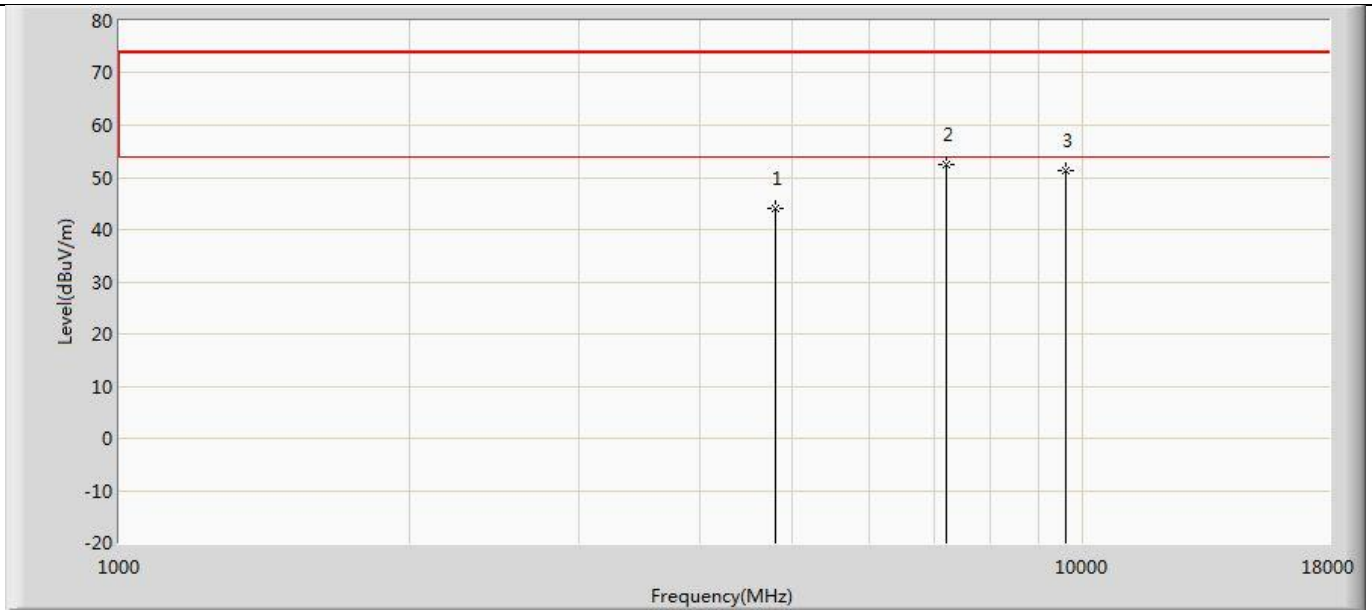

No	Mark	Frequency (MHz)	Measure Level (dBuV/m)	Reading Level (dBuV)	Over Limit (dB)	Limit (dBuV/m)	Factor (dB)	Type
1		4804.000	44.180	56.068	-29.820	74.000	-11.888	PK
2	*	7205.000	52.566	58.716	-21.434	74.000	-6.150	PK
3		9608.000	51.167	54.390	-22.833	74.000	-3.222	PK

Note: The No. 2 is non-restricted bands, so the limit is Fundamental emission down 20dB, and then we evaluated each channel, it is complice with the RSE requirements.

Profile: 2430175R	Page No.: 33
Engineer: Pengcheng Yang	
Site: AC5	Time: 2024/04/30 - 10:34
Limit: FCC_Part15.209_RE(3m)	Margin: 0
Probe: Horn_3117_00167055(1-18GHz)	Polarity: Horizontal
EUT: LED lamp	Power: AC 120V/60Hz
Note: Mode 1 : Transmit at 2440MHz by LE_1Mbps	

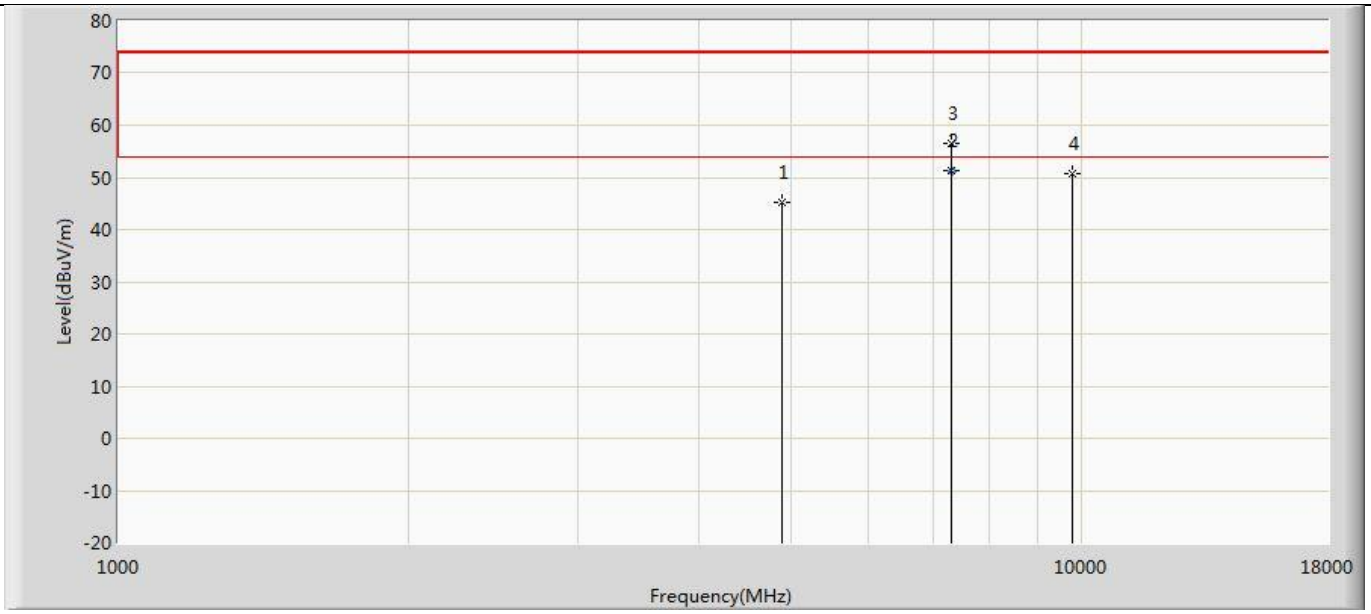

No	Mark	Frequency (MHz)	Measure Level (dBuV/m)	Reading Level (dBuV)	Over Limit (dB)	Limit (dBuV/m)	Factor (dB)	Type
1		4880.000	45.257	55.861	-28.743	74.000	-10.603	PK
2	*	7320.560	51.336	58.250	-2.664	54.000	-6.915	AV
3		7324.000	56.398	63.233	-17.602	74.000	-6.835	PK
4		9760.000	50.854	53.727	-23.146	74.000	-2.874	PK

Profile: 2430175R	Page No.: 34
Engineer: Pengcheng Yang	
Site: AC5	Time: 2024/04/30 - 10:34
Limit: FCC_Part15.209_RE(3m)	Margin: 0
Probe: Horn_3117_00167055(1-18GHz)	Polarity: Vertical
EUT: LED lamp	Power: AC 120V/60Hz
Note: Mode 1 : Transmit at 2440MHz by LE_1Mbps	

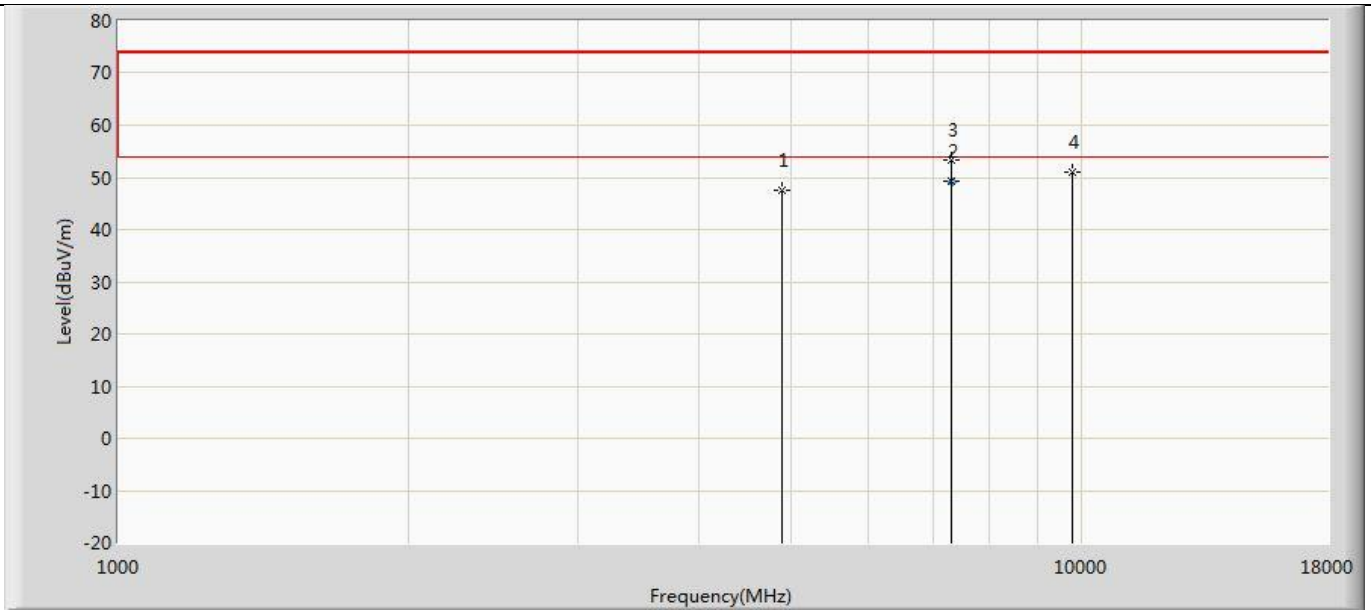

No	Mark	Frequency (MHz)	Measure Level (dBuV/m)	Reading Level (dBuV)	Over Limit (dB)	Limit (dBuV/m)	Factor (dB)	Type
1		4876.000	47.435	57.862	-26.565	74.000	-10.427	PK
2	*	7320.400	49.332	56.250	-4.668	54.000	-6.918	AV
3		7324.000	53.278	60.113	-20.722	74.000	-6.835	PK
4		9760.000	50.897	53.770	-23.103	74.000	-2.874	PK

Profile: 2430175R	Page No.: 35
Engineer: Pengcheng Yang	
Site: AC5	Time: 2024/04/30 - 10:35
Limit: FCC_Part15.209_RE(3m)	Margin: 0
Probe: Horn_3117_00167055(1-18GHz)	Polarity: Horizontal
EUT: LED lamp	Power: AC 120V/60Hz
Note: Mode 1 : Transmit at 2480MHz by LE_1Mbps	

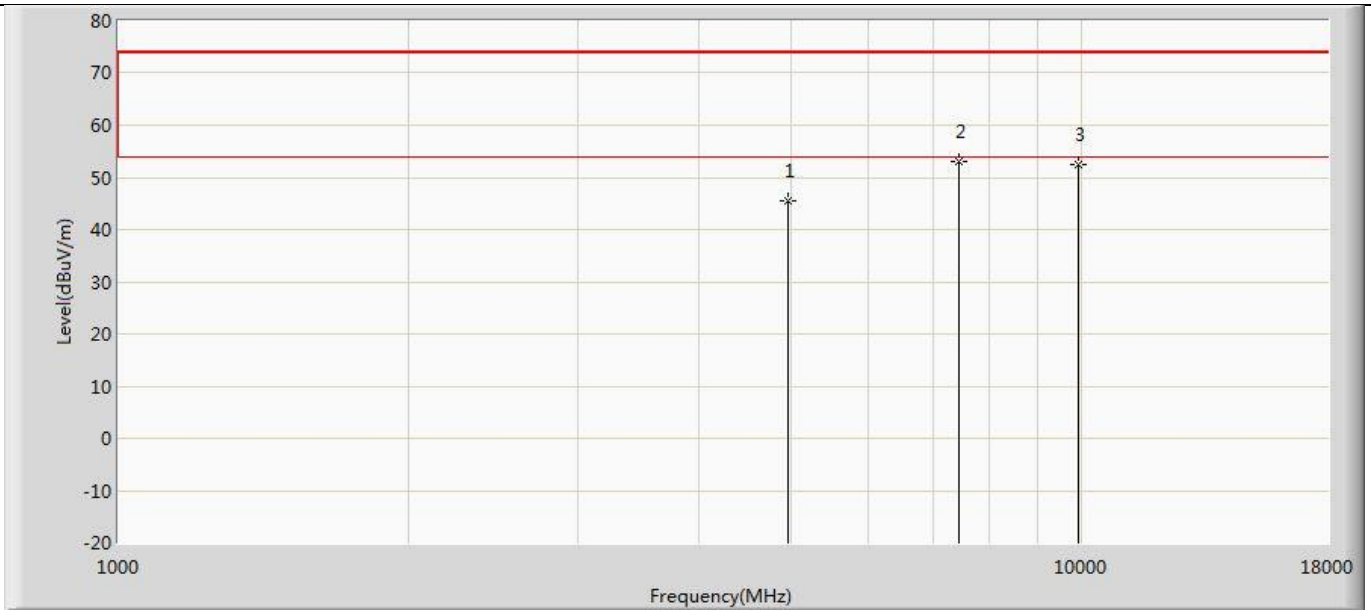

No	Mark	Frequency (MHz)	Measure Level (dBuV/m)	Reading Level (dBuV)	Over Limit (dB)	Limit (dBuV/m)	Factor (dB)	Type
1		4960.000	45.477	56.183	-28.523	74.000	-10.707	PK
2	*	7443.000	52.929	59.686	-21.071	74.000	-6.757	PK
3		9920.000	52.507	54.329	-21.493	74.000	-1.821	PK

Profile: 2430175R	Page No.: 36
Engineer: Pengcheng Yang	
Site: AC5	Time: 2024/04/30 - 10:35
Limit: FCC_Part15.209_RE(3m)	Margin: 0
Probe: Horn_3117_00167055(1-18GHz)	Polarity: Vertical
EUT: LED lamp	Power: AC 120V/60Hz
Note: Mode 1 : Transmit at 2480MHz by LE_1Mbps	

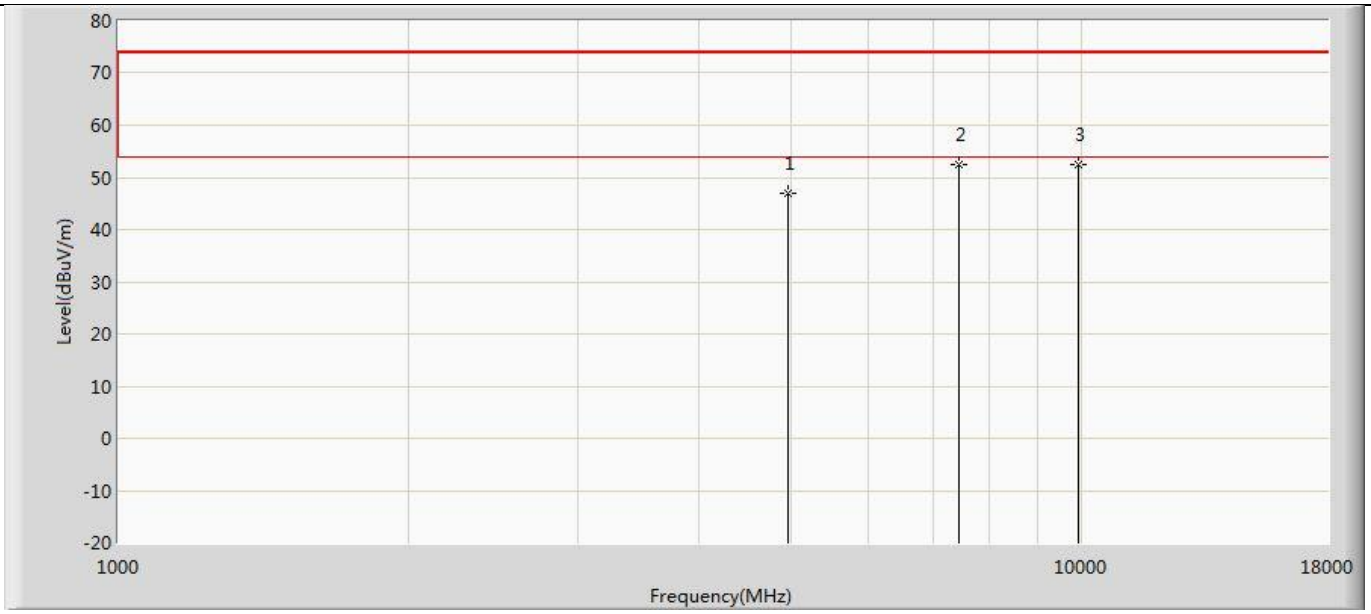

No	Mark	Frequency (MHz)	Measure Level (dBuV/m)	Reading Level (dBuV)	Over Limit (dB)	Limit (dBuV/m)	Factor (dB)	Type
1		4961.000	46.866	57.537	-27.134	74.000	-10.671	PK
2		7443.000	52.386	59.143	-21.614	74.000	-6.757	PK
3	*	9920.000	52.462	54.284	-21.538	74.000	-1.821	PK

Profile: 2430175R	Page No.: 37
Engineer: Pengcheng Yang	
Site: AC5	Time: 2024/04/30 - 10:35
Limit: FCC_Part15.209_RE(3m)	Margin: 0
Probe: Horn_3117_00167055(1-18GHz)	Polarity: Horizontal
EUT: LED lamp	Power: AC 120V/60Hz
Note: Mode 2 : Transmit at 2402MHz by LE_2Mbps	

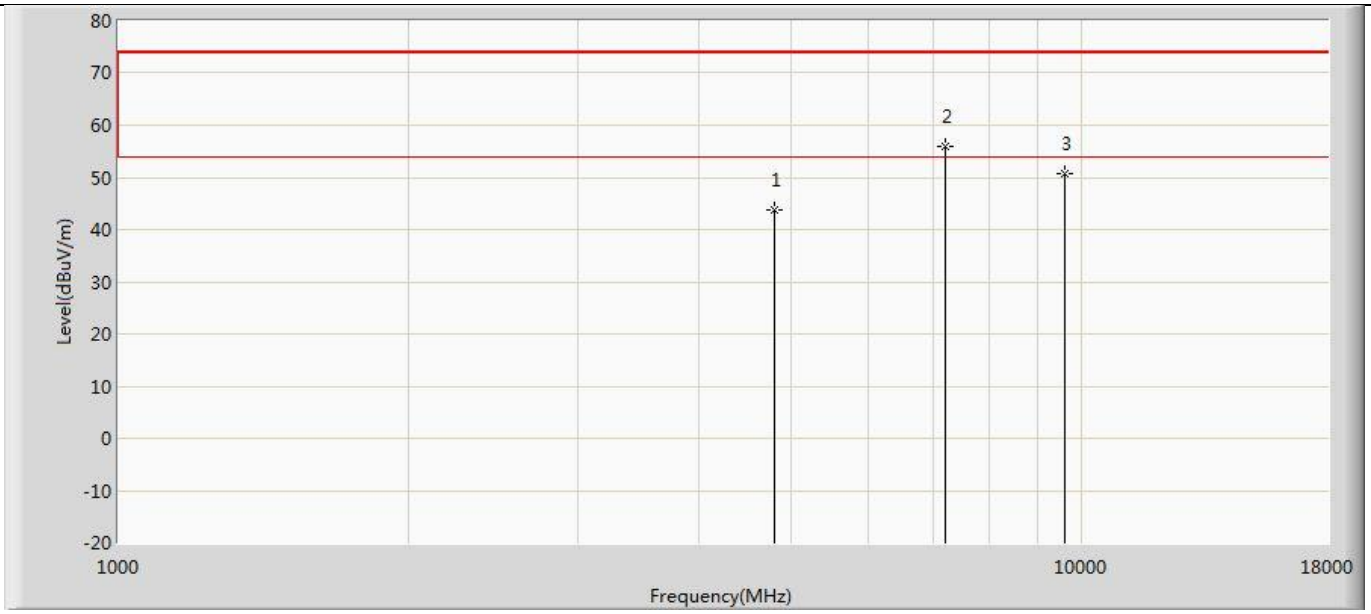

No	Mark	Frequency (MHz)	Measure Level (dBuV/m)	Reading Level (dBuV)	Over Limit (dB)	Limit (dBuV/m)	Factor (dB)	Type
1		4804.000	43.876	55.764	-30.124	74.000	-11.888	PK
2	*	7205.000	55.974	62.124	-18.026	74.000	-6.150	PK
3		9608.000	50.828	54.051	-23.172	74.000	-3.222	PK

Note: The No. 2 is non-restricted bands, so the limit is Fundamental emission down 20dB, and then we evaluated each channel, it is complice with the RSE requirements.

Profile: 2430175R	Page No.: 38
Engineer: Pengcheng Yang	
Site: AC5	Time: 2024/04/30 - 10:35
Limit: FCC_Part15.209_RE(3m)	Margin: 0
Probe: Horn_3117_00167055(1-18GHz)	Polarity: Vertical
EUT: LED lamp	Power: AC 120V/60Hz
Note: Mode 2 : Transmit at 2402MHz by LE_2Mbps	

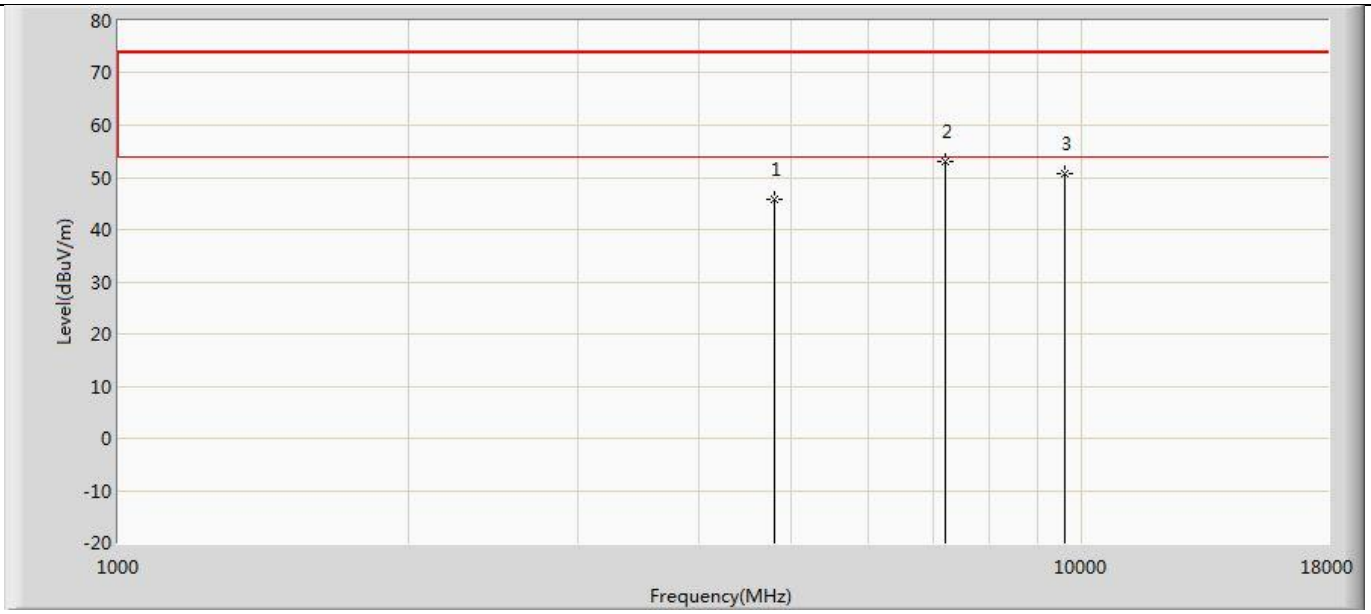

No	Mark	Frequency (MHz)	Measure Level (dBuV/m)	Reading Level (dBuV)	Over Limit (dB)	Limit (dBuV/m)	Factor (dB)	Type
1		4804.000	45.727	57.615	-28.273	74.000	-11.888	PK
2	*	7205.000	53.075	59.225	-20.925	74.000	-6.150	PK
3		9608.000	50.828	54.051	-23.172	74.000	-3.222	PK

Note: The No. 2 is non-restricted bands, so the limit is Fundamental emission down 20dB, and then we evaluated each channel, it is complice with the RSE requirements.

Profile: 2430175R	Page No.: 39
Engineer: Pengcheng Yang	
Site: AC5	Time: 2024/04/30 - 10:35
Limit: FCC_Part15.209_RE(3m)	Margin: 0
Probe: Horn_3117_00167055(1-18GHz)	Polarity: Horizontal
EUT: LED lamp	Power: AC 120V/60Hz
Note: Mode 2 : Transmit at 2440MHz by LE_2Mbps	

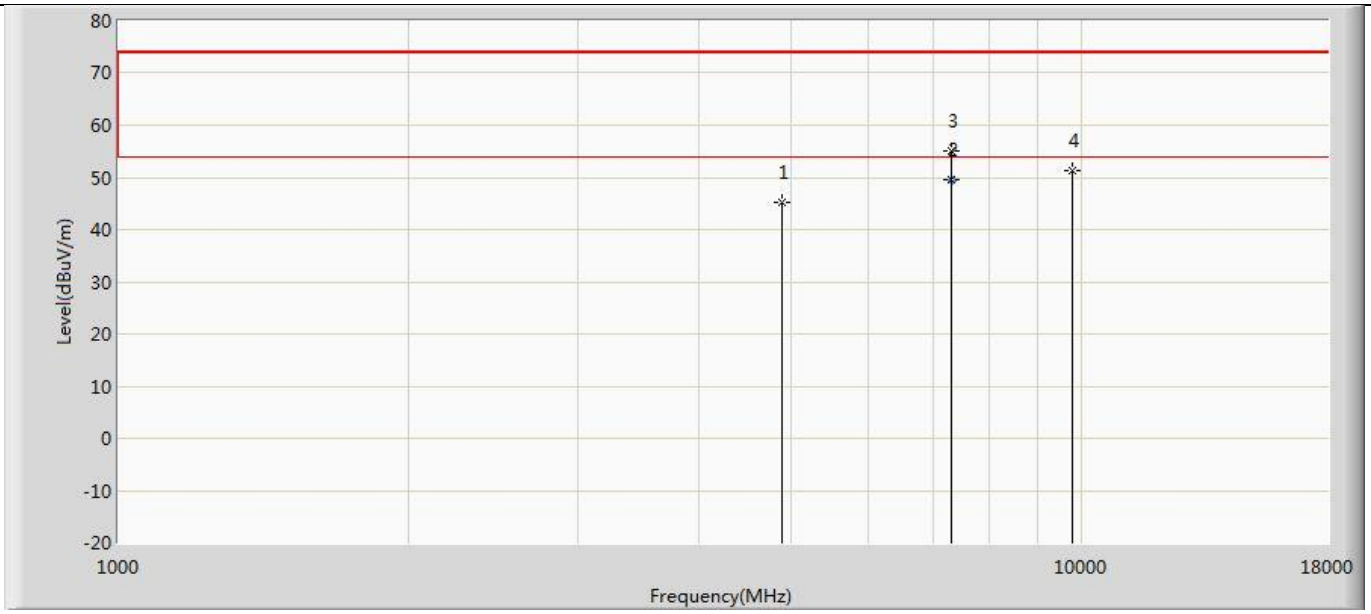

No	Mark	Frequency (MHz)	Measure Level (dBuV/m)	Reading Level (dBuV)	Over Limit (dB)	Limit (dBuV/m)	Factor (dB)	Type
1		4880.000	45.244	55.848	-28.756	74.000	-10.603	PK
2	*	7321.300	49.453	56.350	-4.547	54.000	-6.898	AV
3		7324.000	55.032	61.867	-18.968	74.000	-6.835	PK
4		9760.000	51.352	54.225	-22.648	74.000	-2.874	PK

Profile: 2430175R	Page No.: 40
Engineer: Pengcheng Yang	
Site: AC5	Time: 2024/04/30 - 10:35
Limit: FCC_Part15.209_RE(3m)	Margin: 0
Probe: Horn_3117_00167055(1-18GHz)	Polarity: Vertical
EUT: LED lamp	Power: AC 120V/60Hz
Note: Mode 2 : Transmit at 2440MHz by LE_2Mbps	

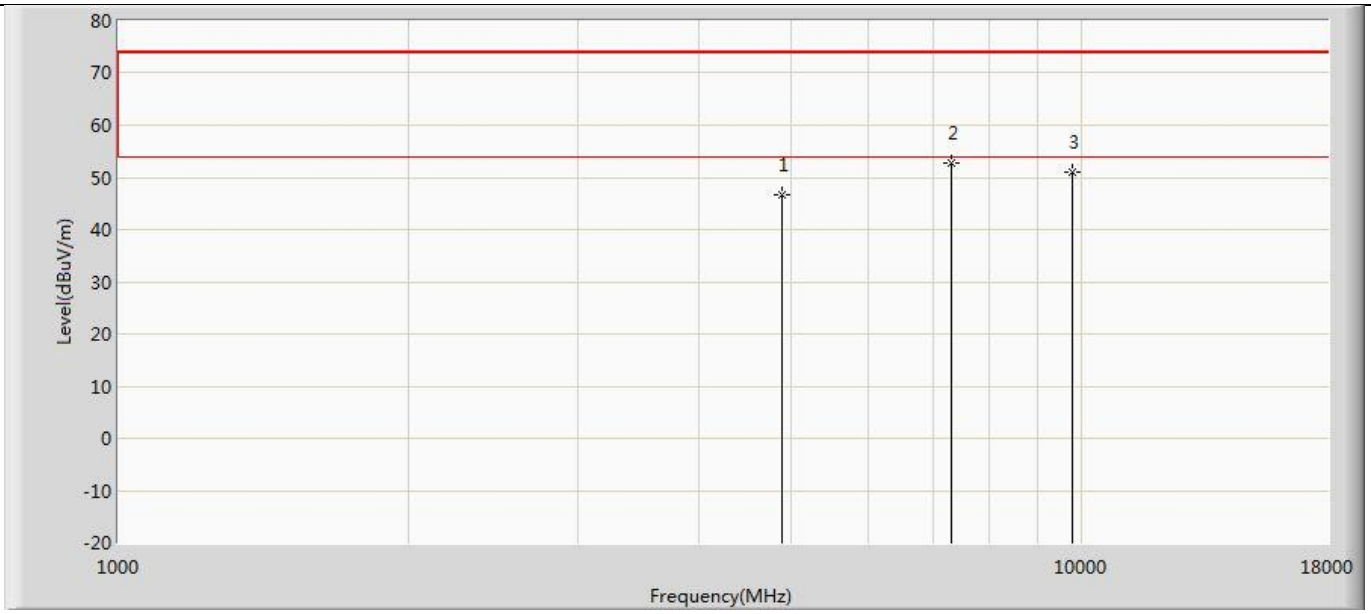

No	Mark	Frequency (MHz)	Measure Level (dBuV/m)	Reading Level (dBuV)	Over Limit (dB)	Limit (dBuV/m)	Factor (dB)	Type
1		4876.000	46.772	57.199	-27.228	74.000	-10.427	PK
2	*	7324.000	52.748	59.583	-21.252	74.000	-6.835	PK
3		9760.000	51.001	53.874	-22.999	74.000	-2.874	PK

Profile: 2430175R	Page No.: 41
Engineer: Pengcheng Yang	
Site: AC5	Time: 2024/04/30 - 10:35
Limit: FCC_Part15.209_RE(3m)	Margin: 0
Probe: Horn_3117_00167055(1-18GHz)	Polarity: Horizontal
EUT: LED lamp	Power: AC 120V/60Hz
Note: Mode 2 : Transmit at 2480MHz by LE_2Mbps	

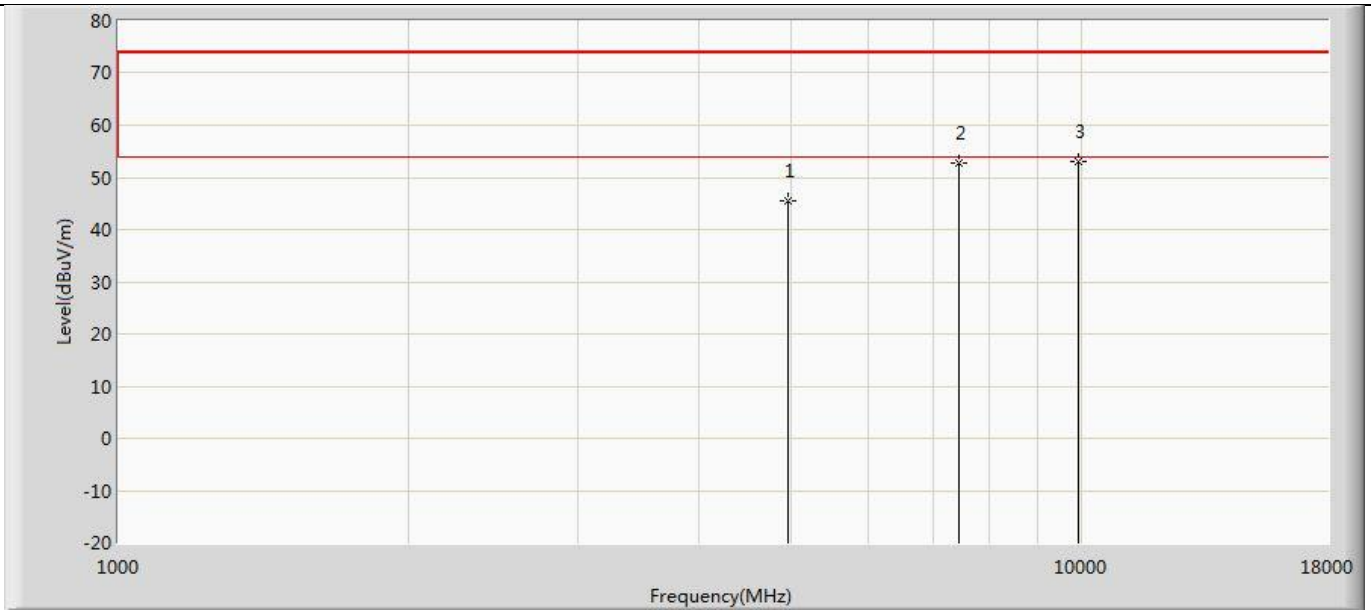

No	Mark	Frequency (MHz)	Measure Level (dBuV/m)	Reading Level (dBuV)	Over Limit (dB)	Limit (dBuV/m)	Factor (dB)	Type
1		4960.000	45.628	56.334	-28.372	74.000	-10.707	PK
2		7443.000	52.771	59.528	-21.229	74.000	-6.757	PK
3	*	9920.000	52.925	54.747	-21.075	74.000	-1.821	PK

Profile: 2430175R	Page No.: 42
Engineer: Pengcheng Yang	
Site: AC5	Time: 2024/04/30 - 10:35
Limit: FCC_Part15.209_RE(3m)	Margin: 0
Probe: Horn_3117_00167055(1-18GHz)	Polarity: Vertical
EUT: LED lamp	Power: AC 120V/60Hz
Note: Mode 2 : Transmit at 2480MHz by LE_2Mbps	

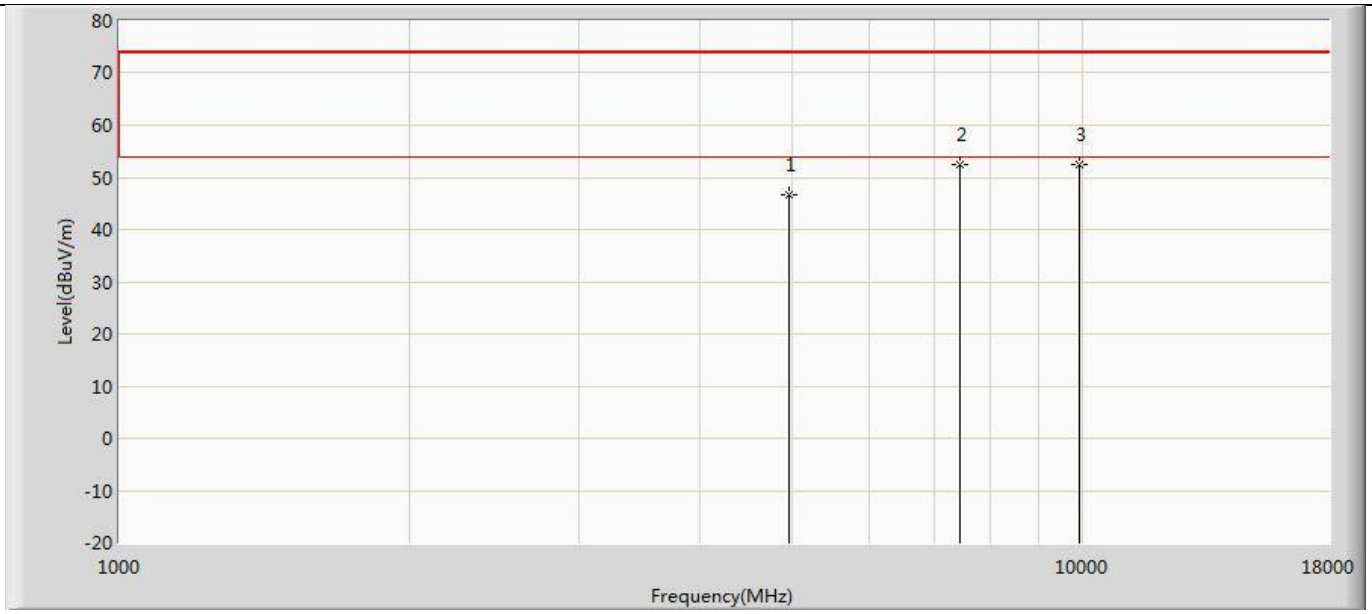

No	Mark	Frequency (MHz)	Measure Level (dBuV/m)	Reading Level (dBuV)	Over Limit (dB)	Limit (dBuV/m)	Factor (dB)	Type
1		4961.000	46.790	57.461	-27.210	74.000	-10.671	PK
2		7443.000	52.393	59.150	-21.607	74.000	-6.757	PK
3	*	9920.000	52.574	54.396	-21.426	74.000	-1.821	PK

Profile: 2430175R	Page No.: 43
Engineer: Pengcheng Yang	
Site: AC5	Time: 2024/04/30 - 10:35
Limit: FCC_Part15.209_RE(3m)	Margin: 0
Probe: Horn_3117_00167055(1-18GHz)	Polarity: Horizontal
EUT: LED lamp	Power: AC 120V/60Hz
Note: Mode 3 : Transmit at 2402MHz by LE_Coded S=8	



No	Mark	Frequency (MHz)	Measure Level (dBuV/m)	Reading Level (dBuV)	Over Limit (dB)	Limit (dBuV/m)	Factor (dB)	Type
1		4804.000	44.192	56.080	-29.808	74.000	-11.888	PK
2	*	7205.000	55.455	61.605	-18.545	74.000	-6.150	PK
3		9608.000	50.639	53.862	-23.361	74.000	-3.222	PK

Note: The No. 2 is non-restricted bands, so the limit is Fundamental emission down 20dB, and then we evaluated each channel, it is complice with the RSE requirements.

Profile: 2430175R	Page No.: 44
Engineer: Pengcheng Yang	
Site: AC5	Time: 2024/04/30 - 10:35
Limit: FCC_Part15.209_RE(3m)	Margin: 0
Probe: Horn_3117_00167055(1-18GHz)	Polarity: Vertical
EUT: LED lamp	Power: AC 120V/60Hz
Note: Mode 3 : Transmit at 2402MHz by LE_Coded S=8	

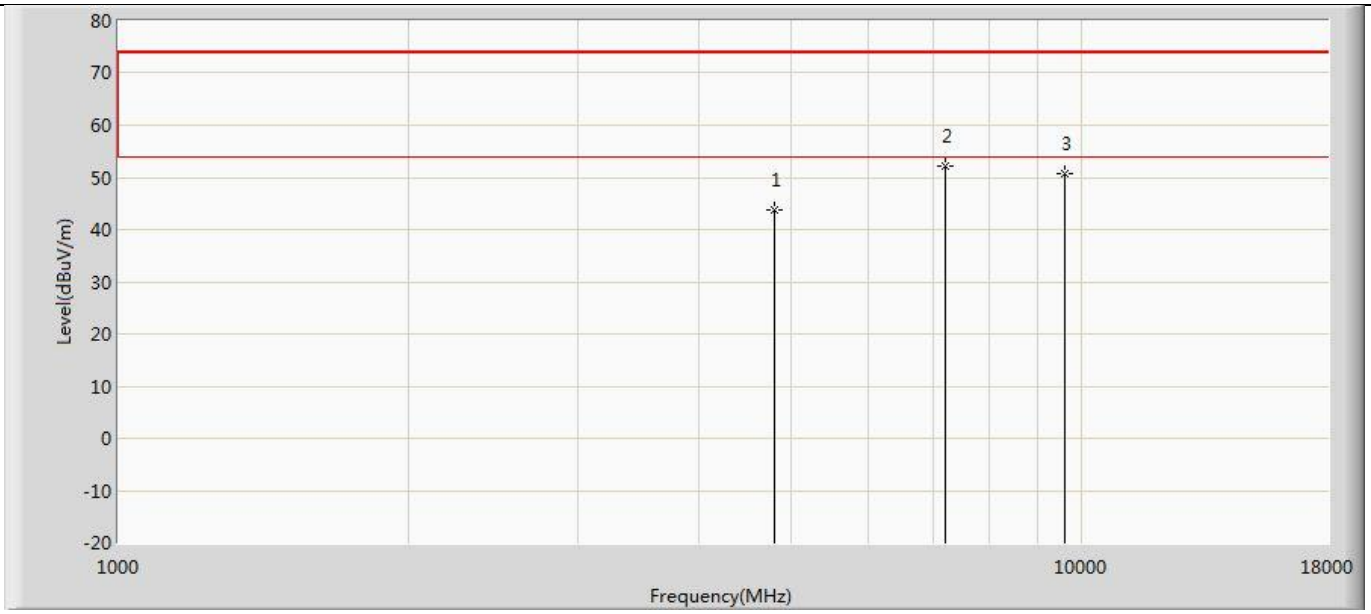

No	Mark	Frequency (MHz)	Measure Level (dBuV/m)	Reading Level (dBuV)	Over Limit (dB)	Limit (dBuV/m)	Factor (dB)	Type
1		4804.000	43.852	55.740	-30.148	74.000	-11.888	PK
2	*	7205.000	52.156	58.306	-21.844	74.000	-6.150	PK
3		9608.000	50.613	53.836	-23.387	74.000	-3.222	PK

Note: The No. 2 is non-restricted bands, so the limit is Fundamental emission down 20dB, and then we evaluated each channel, it is complice with the RSE requirements.

Profile: 2430175R	Page No.: 45
Engineer: Pengcheng Yang	
Site: AC5	Time: 2024/04/30 - 10:35
Limit: FCC_Part15.209_RE(3m)	Margin: 0
Probe: Horn_3117_00167055(1-18GHz)	Polarity: Horizontal
EUT: LED lamp	Power: AC 120V/60Hz
Note: Mode 3 : Transmit at 2440MHz by LE_Coded S=8	

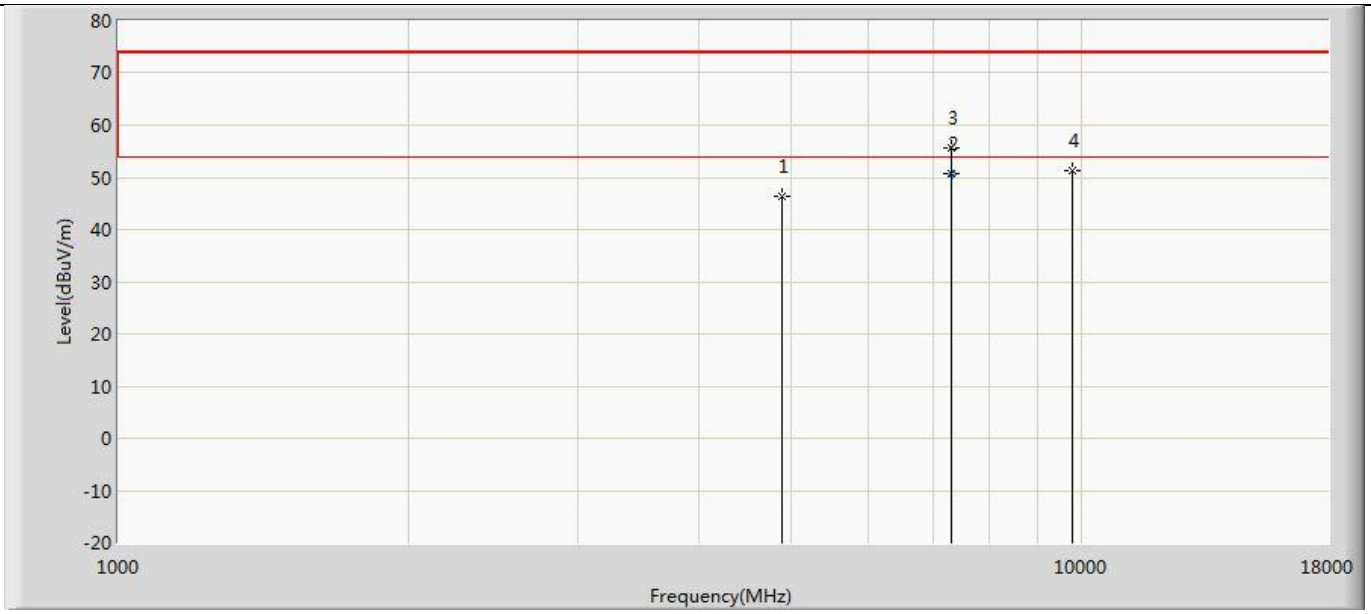

No	Mark	Frequency (MHz)	Measure Level (dBuV/m)	Reading Level (dBuV)	Over Limit (dB)	Limit (dBuV/m)	Factor (dB)	Type
1		4876.000	46.325	56.752	-27.675	74.000	-10.427	PK
2	*	7320.680	50.698	57.610	-3.302	54.000	-6.912	AV
3		7324.000	55.578	62.413	-18.422	74.000	-6.835	PK
4		9760.000	51.242	54.115	-22.758	74.000	-2.874	PK

Profile: 2430175R	Page No.: 46
Engineer: Pengcheng Yang	
Site: AC5	Time: 2024/04/30 - 10:35
Limit: FCC_Part15.209_RE(3m)	Margin: 0
Probe: Horn_3117_00167055(1-18GHz)	Polarity: Vertical
EUT: LED lamp	Power: AC 120V/60Hz
Note: Mode 3 : Transmit at 2440MHz by LE_Coded S=8	

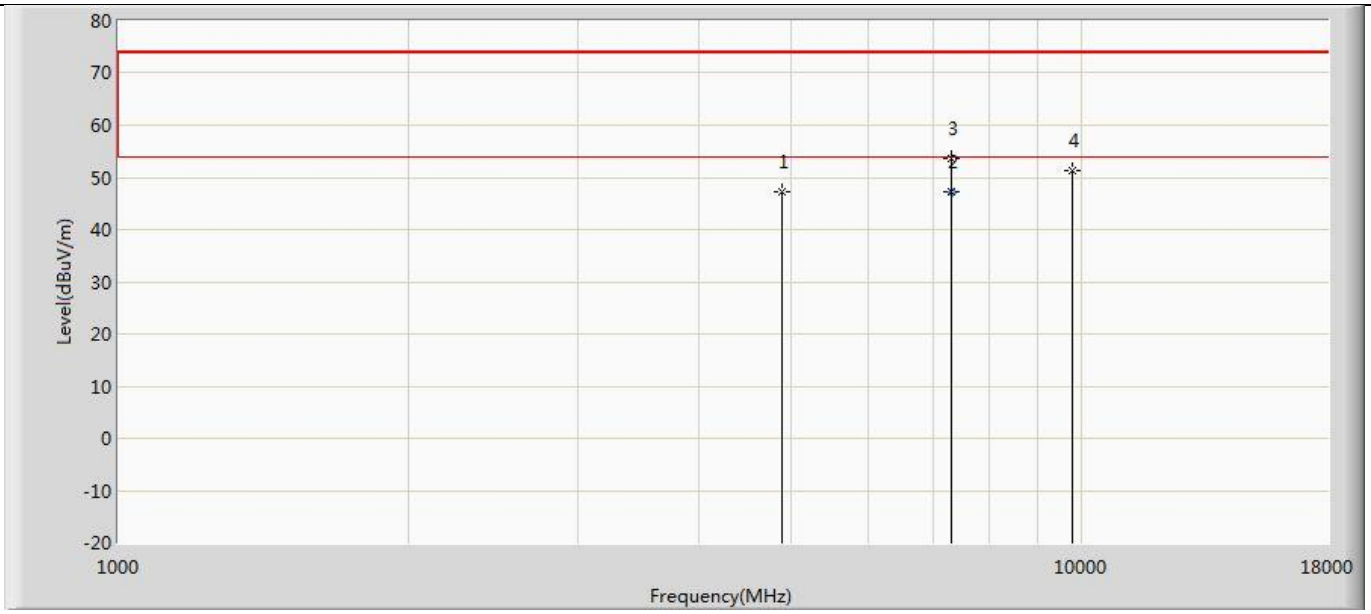

No	Mark	Frequency (MHz)	Measure Level (dBuV/m)	Reading Level (dBuV)	Over Limit (dB)	Limit (dBuV/m)	Factor (dB)	Type
1		4876.000	47.140	57.567	-26.860	74.000	-10.427	PK
2	*	7319.280	47.286	54.230	-6.714	54.000	-6.944	AV
3		7324.000	53.565	60.400	-20.435	74.000	-6.835	PK
4		9760.000	51.227	54.100	-22.773	74.000	-2.874	PK

Profile: 2430175R	Page No.: 47
Engineer: Pengcheng Yang	
Site: AC5	Time: 2024/04/30 - 10:35
Limit: FCC_Part15.209_RE(3m)	Margin: 0
Probe: Horn_3117_00167055(1-18GHz)	Polarity: Horizontal
EUT: LED lamp	Power: AC 120V/60Hz
Note: Mode 3：Transmit at 2480MHz by LE_Coded S=8	

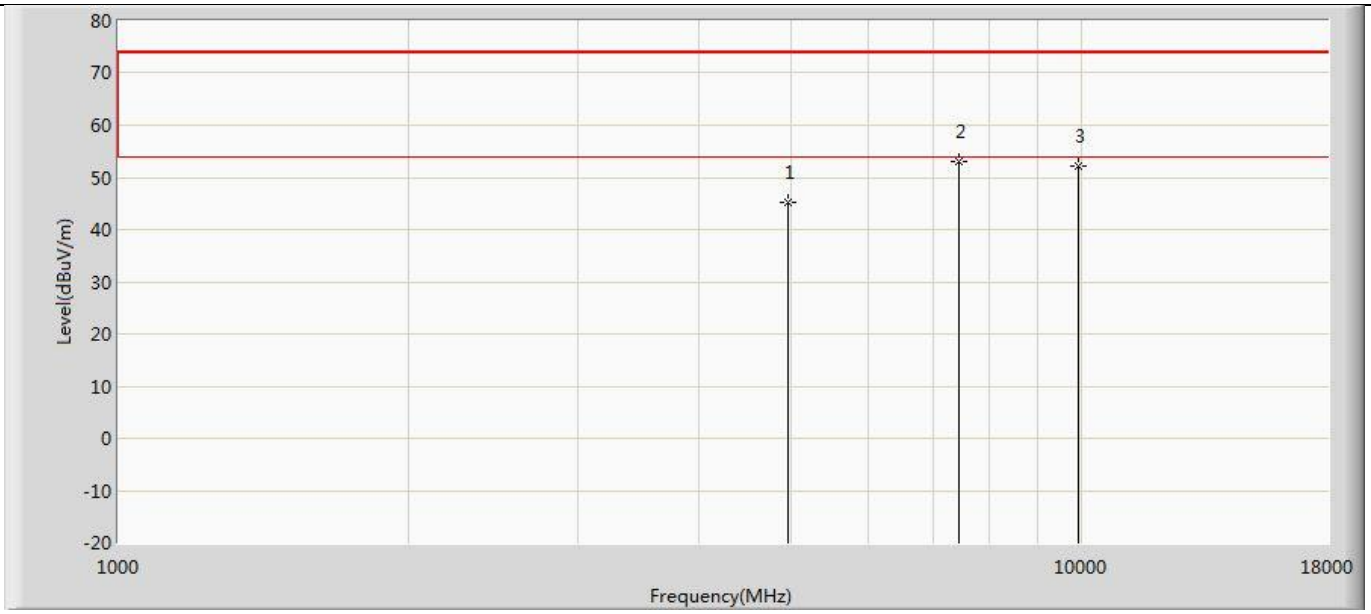

No	Mark	Frequency (MHz)	Measure Level (dBuV/m)	Reading Level (dBuV)	Over Limit (dB)	Limit (dBuV/m)	Factor (dB)	Type
1		4960.000	45.091	55.797	-28.909	74.000	-10.707	PK
2	*	7443.000	52.982	59.739	-21.018	74.000	-6.757	PK
3		9920.000	52.196	54.018	-21.804	74.000	-1.821	PK

Profile: 2430175R	Page No.: 48
Engineer: Pengcheng Yang	
Site: AC5	Time: 2024/04/30 - 10:35
Limit: FCC_Part15.209_RE(3m)	Margin: 0
Probe: Horn_3117_00167055(1-18GHz)	Polarity: Vertical
EUT: LED lamp	Power: AC 120V/60Hz
Note: Mode 3 : Transmit at 2480MHz by LE_Coded S=8	

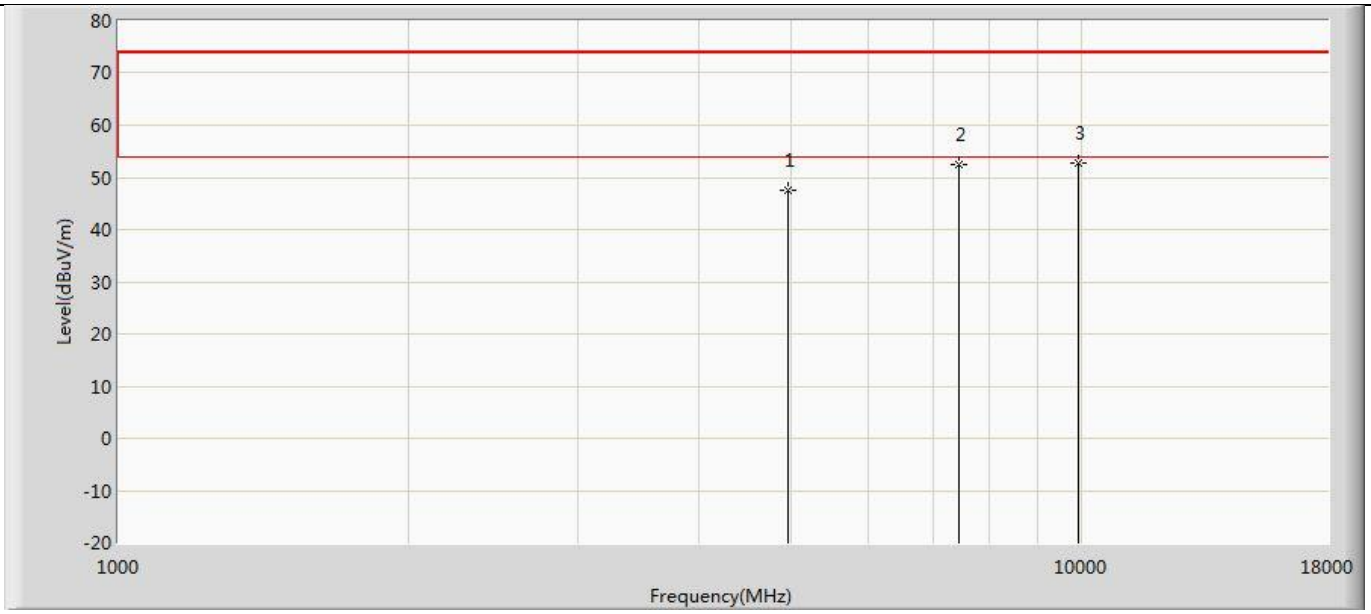

No	Mark	Frequency (MHz)	Measure Level (dBuV/m)	Reading Level (dBuV)	Over Limit (dB)	Limit (dBuV/m)	Factor (dB)	Type
1		4961.000	47.469	58.140	-26.531	74.000	-10.671	PK
2		7443.000	52.460	59.217	-21.540	74.000	-6.757	PK
3	*	9920.000	52.629	54.451	-21.371	74.000	-1.821	PK

Profile: 2430175R	Page No.: 49
Engineer: Pengcheng Yang	
Site: AC5	Time: 2024/04/30 - 10:35
Limit: FCC_Part15.209_RE(3m)	Margin: 0
Probe: Horn_3117_00167055(1-18GHz)	Polarity: Horizontal
EUT: LED lamp	Power: AC 120V/60Hz
Note: Mode 4 : Transmit at 2402MHz by LE_Coded S=2	

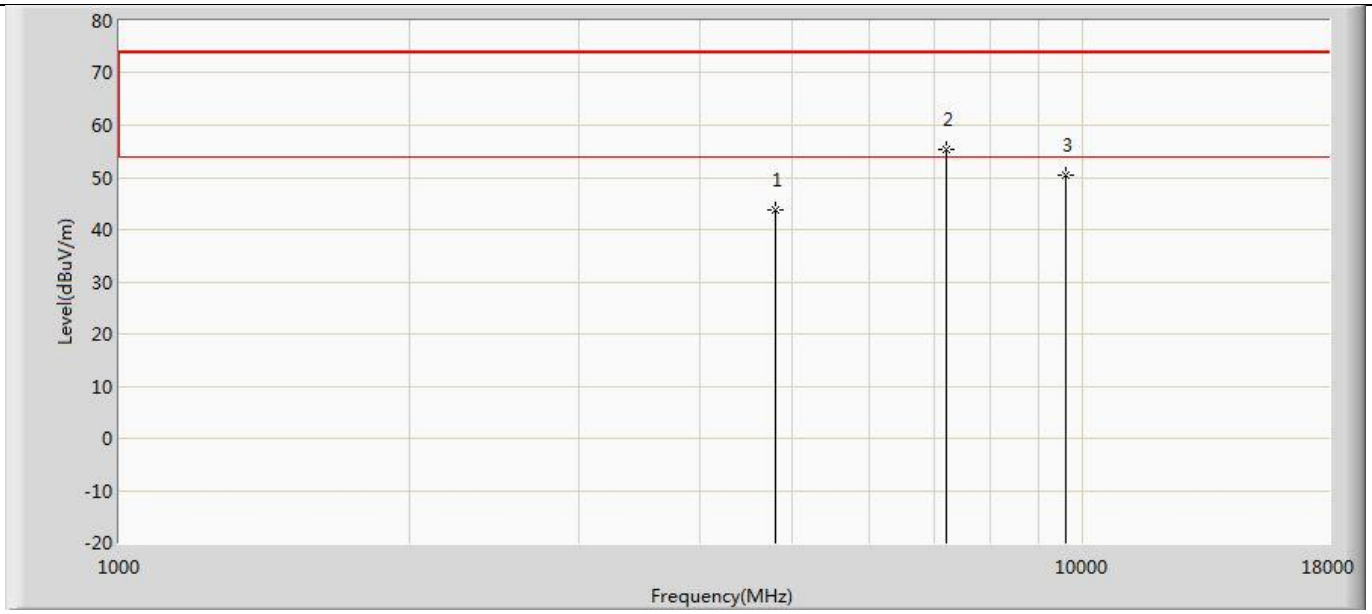

No	Mark	Frequency (MHz)	Measure Level (dBuV/m)	Reading Level (dBuV)	Over Limit (dB)	Limit (dBuV/m)	Factor (dB)	Type
1		4804.000	43.630	55.518	-30.370	74.000	-11.888	PK
2	*	7205.000	55.445	61.595	-18.555	74.000	-6.150	PK
3		9608.000	50.415	53.638	-23.585	74.000	-3.222	PK

Note: The No. 2 is non-restricted bands, so the limit is Fundamental emission down 20dB, and then we evaluated each channel, it is complice with the RSE requirements.

Profile: 2430175R	Page No.: 50
Engineer: Pengcheng Yang	
Site: AC5	Time: 2024/04/30 - 10:35
Limit: FCC_Part15.209_RE(3m)	Margin: 0
Probe: Horn_3117_00167055(1-18GHz)	Polarity: Vertical
EUT: LED lamp	Power: AC 120V/60Hz
Note: Mode 4 : Transmit at 2402MHz by LE_Coded S=2	

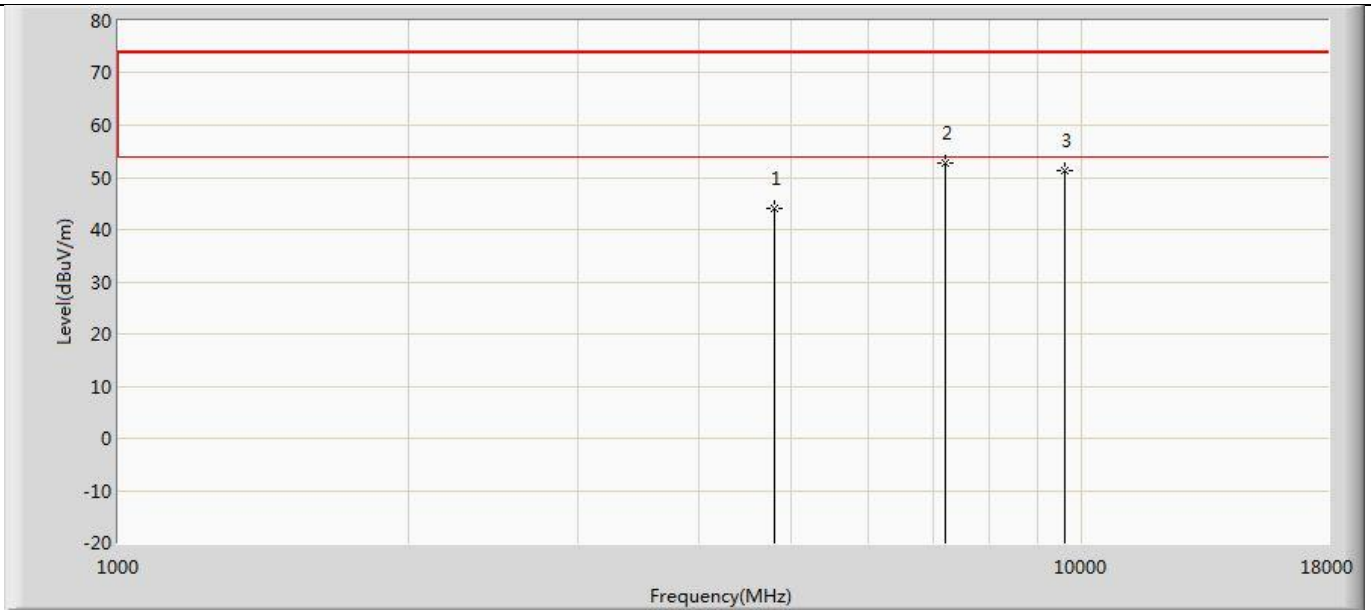

No	Mark	Frequency (MHz)	Measure Level (dBuV/m)	Reading Level (dBuV)	Over Limit (dB)	Limit (dBuV/m)	Factor (dB)	Type
1		4804.000	44.032	55.920	-29.968	74.000	-11.888	PK
2	*	7205.000	52.857	59.007	-21.143	74.000	-6.150	PK
3		9608.000	51.171	54.394	-22.829	74.000	-3.222	PK

Note: The No. 2 is non-restricted bands, so the limit is Fundamental emission down 20dB, and then we evaluated each channel, it is complice with the RSE requirements.

Profile: 2430175R	Page No.: 51
Engineer: Pengcheng Yang	
Site: AC5	Time: 2024/04/30 - 10:35
Limit: FCC_Part15.209_RE(3m)	Margin: 0
Probe: Horn_3117_00167055(1-18GHz)	Polarity: Horizontal
EUT: LED lamp	Power: AC 120V/60Hz
Note: Mode 4 : Transmit at 2440MHz by LE_Coded S=2	

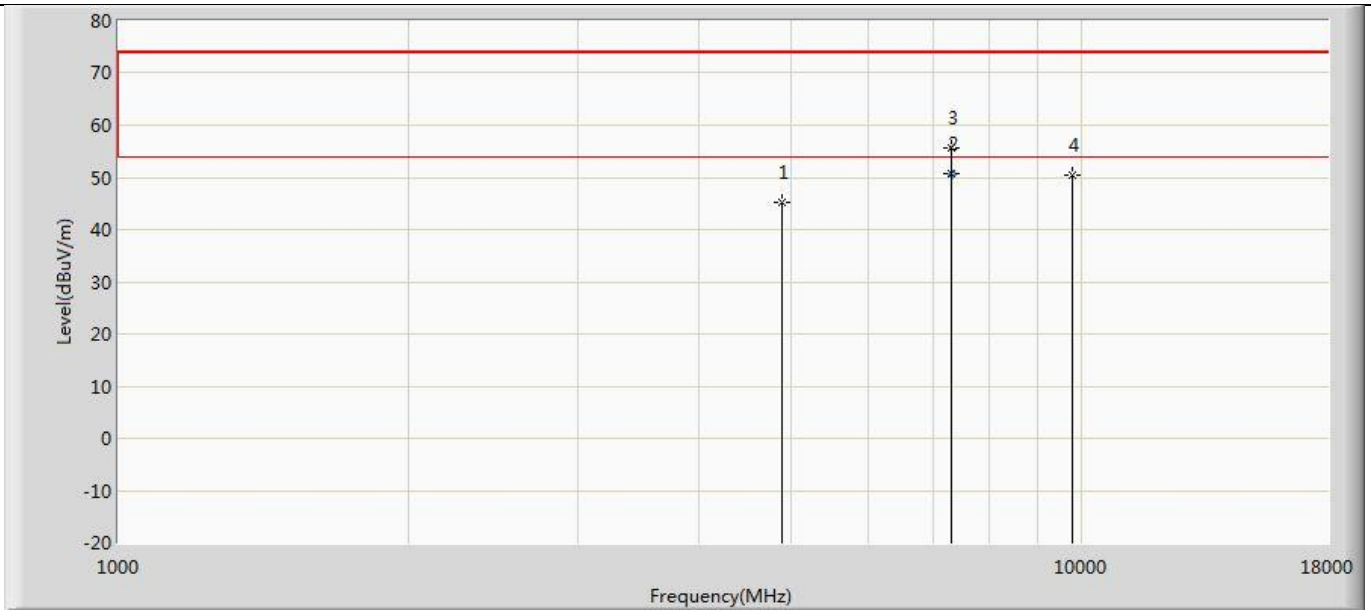

No	Mark	Frequency (MHz)	Measure Level (dBuV/m)	Reading Level (dBuV)	Over Limit (dB)	Limit (dBuV/m)	Factor (dB)	Type
1		4880.000	45.199	55.803	-28.801	74.000	-10.603	PK
2	*	7319.360	50.698	57.640	-3.302	54.000	-6.942	AV
3		7324.000	55.624	62.459	-18.376	74.000	-6.835	PK
4		9760.000	50.487	53.360	-23.513	74.000	-2.874	PK

Profile: 2430175R	Page No.: 52
Engineer: Pengcheng Yang	
Site: AC5	Time: 2024/04/30 - 10:35
Limit: FCC_Part15.209_RE(3m)	Margin: 0
Probe: Horn_3117_00167055(1-18GHz)	Polarity: Vertical
EUT: LED lamp	Power: AC 120V/60Hz
Note: Mode 4 : Transmit at 2440MHz by LE_Coded S=2	

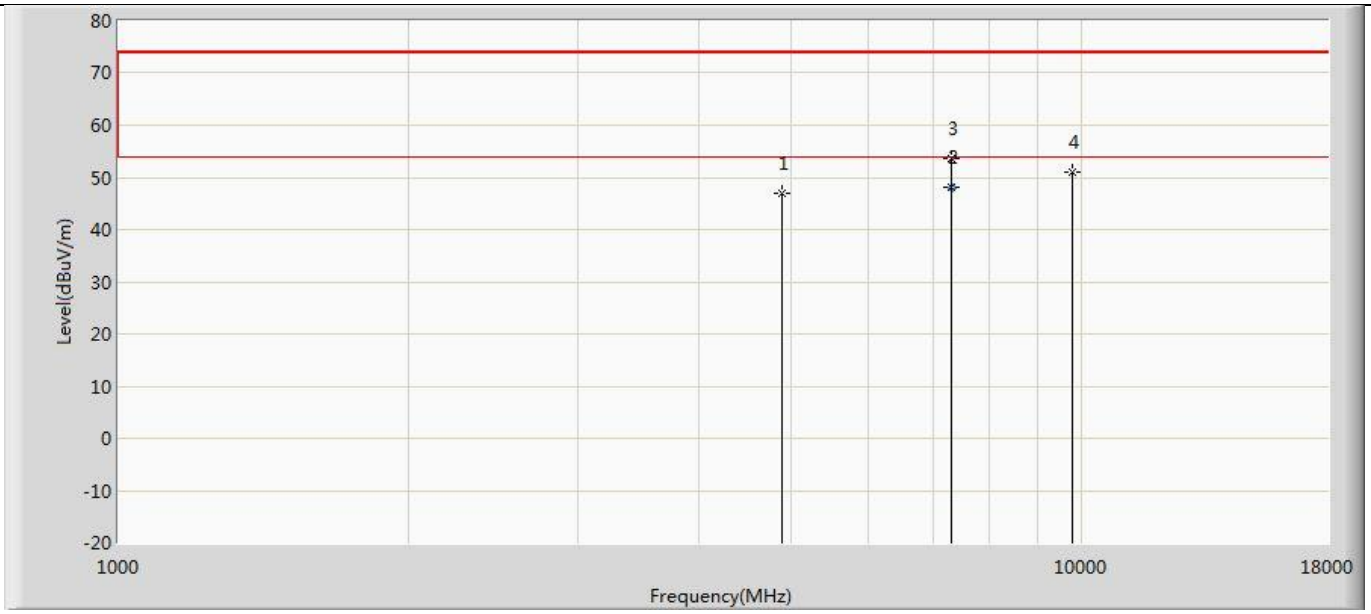

No	Mark	Frequency (MHz)	Measure Level (dBuV/m)	Reading Level (dBuV)	Over Limit (dB)	Limit (dBuV/m)	Factor (dB)	Type
1		4876.000	46.812	57.239	-27.188	74.000	-10.427	PK
2	*	7319.220	47.985	54.930	-6.015	54.000	-6.945	AV
3		7324.000	53.567	60.402	-20.433	74.000	-6.835	PK
4		9760.000	50.876	53.749	-23.124	74.000	-2.874	PK

Profile: 2430175R	Page No.: 53
Engineer: Pengcheng Yang	
Site: AC5	Time: 2024/04/30 - 10:35
Limit: FCC_Part15.209_RE(3m)	Margin: 0
Probe: Horn_3117_00167055(1-18GHz)	Polarity: Horizontal
EUT: LED lamp	Power: AC 120V/60Hz
Note: Mode 4 : Transmit at 2480MHz by LE_Coded S=2	

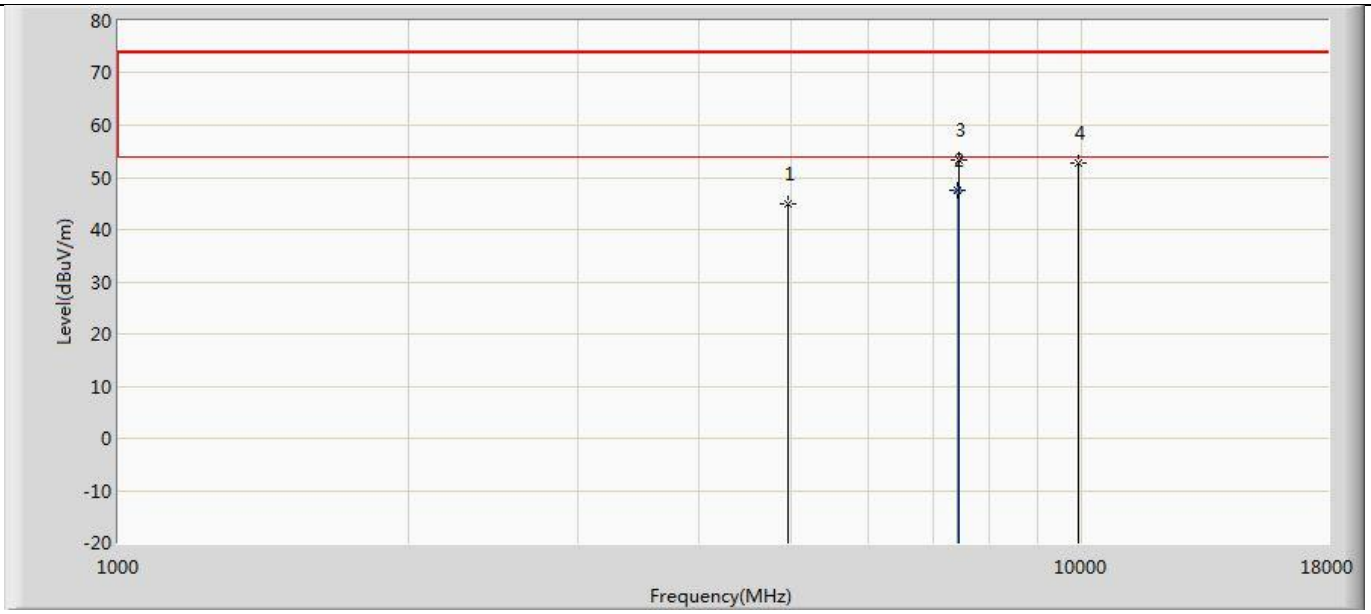

No	Mark	Frequency (MHz)	Measure Level (dBuV/m)	Reading Level (dBuV)	Over Limit (dB)	Limit (dBuV/m)	Factor (dB)	Type
1		4960.000	44.838	55.544	-29.162	74.000	-10.707	PK
2	*	7439.280	47.676	54.460	-6.324	54.000	-6.784	AV
3		7443.000	53.196	59.953	-20.804	74.000	-6.757	PK
4		9920.000	52.628	54.450	-21.372	74.000	-1.821	PK

Profile: 2430175R	Page No.: 54
Engineer: Pengcheng Yang	
Site: AC5	Time: 2024/04/30 - 10:36
Limit: FCC_Part15.209_RE(3m)	Margin: 0
Probe: Horn_3117_00167055(1-18GHz)	Polarity: Vertical
EUT: LED lamp	Power: AC 120V/60Hz
Note: Mode 4 : Transmit at 2480MHz by LE_Coded S=2	

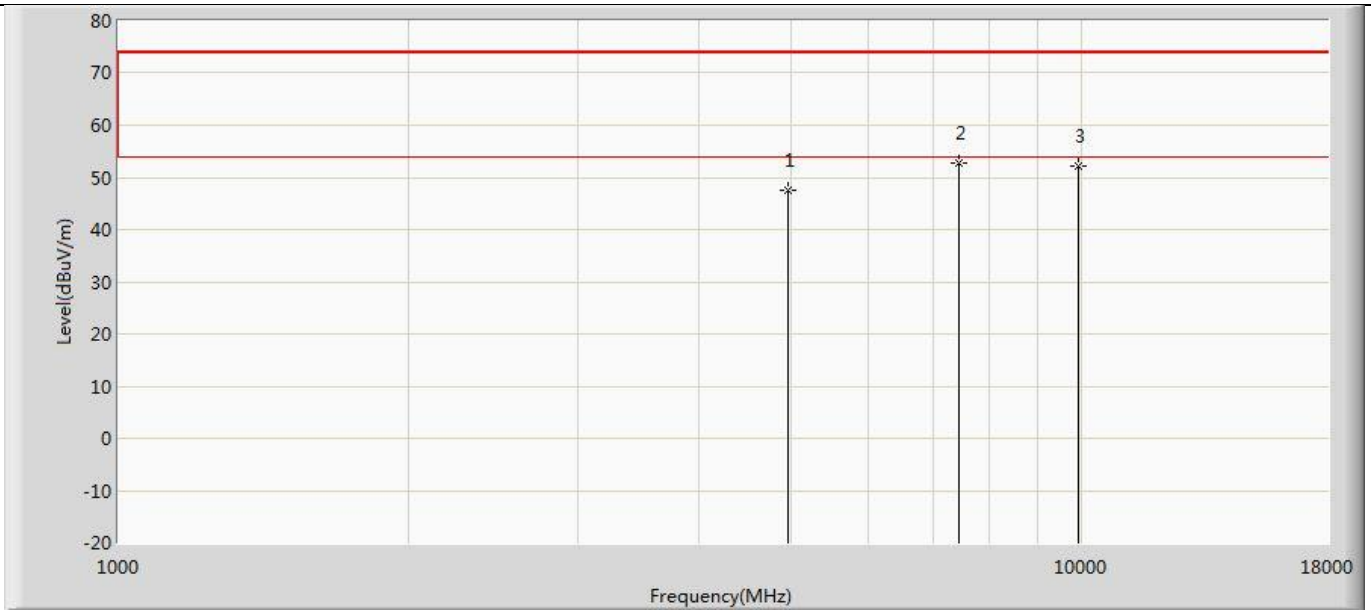

No	Mark	Frequency (MHz)	Measure Level (dBuV/m)	Reading Level (dBuV)	Over Limit (dB)	Limit (dBuV/m)	Factor (dB)	Type
1		4961.000	47.436	58.107	-26.564	74.000	-10.671	PK
2	*	7443.000	52.615	59.372	-21.385	74.000	-6.757	PK
3		9920.000	52.033	53.855	-21.967	74.000	-1.821	PK

Note:
1. Measured Level = Reading Level + Factor.
2. The test frequency range, 9kHz~30MHz, worst case are at least 20dB below the limits, therefore no data appear in the report.
3. The test frequency range, 18GHz~26GHz test result on peak is lower than average limit, all is the noise base, therefore no data appear in the report.
4. If the test result on peak is lower than average limit, then average measurement needn't be performed.

The worst case of Radiated Emission below 1GHz :

Profile: 2430175R	Page No.: 121
Engineer: Pengchengyang	
Site: AC2	Time: 2024/04/11 - 07:48
Limit: FCC_Part 15.209_RE (3m)	Margin: 0
Probe: CBL6112D_27613(30-1000MHz)	Polarity: Horizontal
EUT: LED lamp	Power: AC 120V/60Hz
Note: Mode 1 : Transmit at 2480MHz by LE_1Mbps	

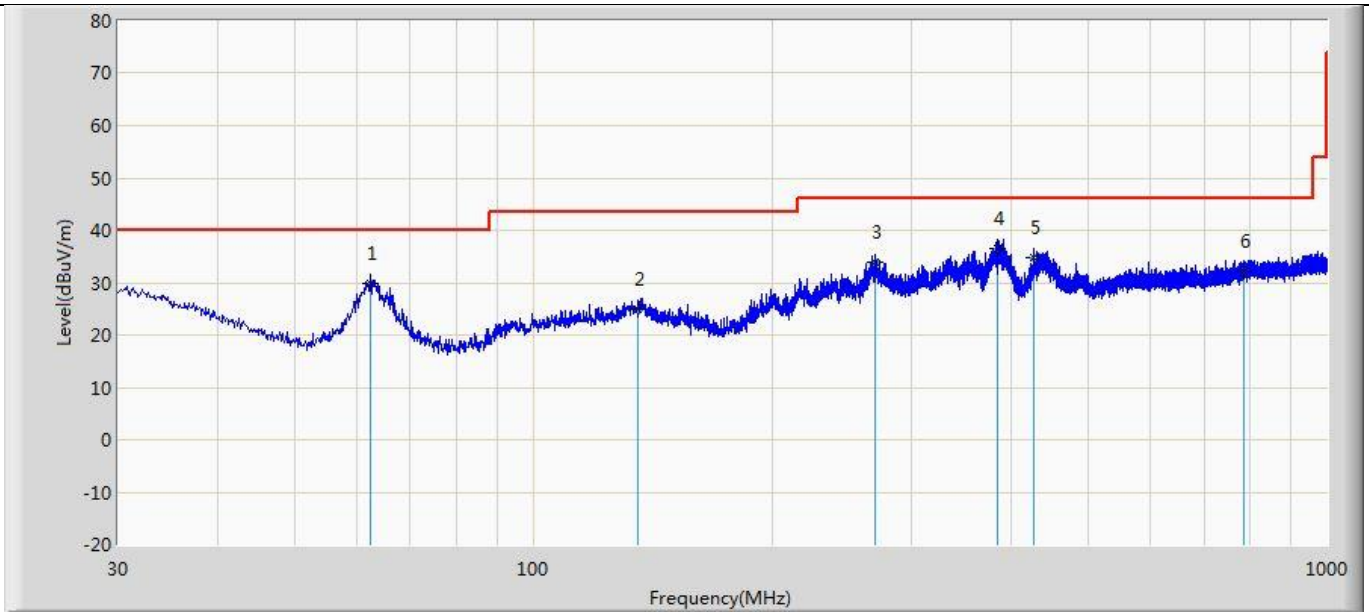

No	Mark	Frequency (MHz)	Measure Level (dBuV/m)	Reading Level (dBuV)	Over Limit (dB)	Limit (dBuV/m)	Factor (dB)	Type
1		62.495	29.894	16.886	-10.106	40.000	13.007	QP
2		135.366	24.870	6.223	-18.630	43.500	18.646	QP
3		270.196	33.861	13.536	-12.139	46.000	20.325	QP
4	*	385.141	36.653	13.570	-9.347	46.000	23.082	QP
5		426.973	34.830	10.653	-11.170	46.000	24.177	QP
6		785.145	32.122	2.987	-13.878	46.000	29.134	QP

Profile: 2430175R	Page No.: 122
Engineer: Pengchengyang	
Site: AC2	Time: 2024/04/11 - 07:49
Limit: FCC_Part 15.209_RE (3m)	Margin: 0
Probe: CBL6112D_27613(30-1000MHz)	Polarity: Vertical
EUT: LED lamp	Power: AC 120V/60Hz
Note: Mode 1 : Transmit at 2480MHz by LE_1Mbps	

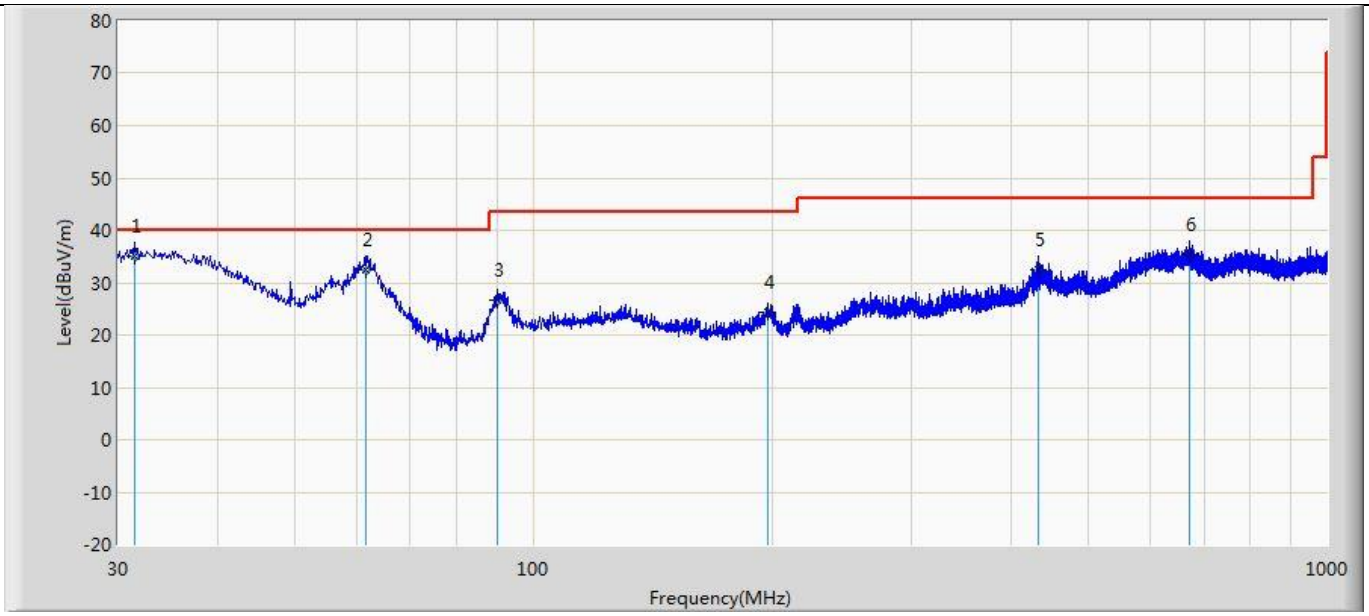

No	Mark	Frequency (MHz)	Measure Level (dBuV/m)	Reading Level (dBuV)	Over Limit (dB)	Limit (dBuV/m)	Factor (dB)	Type
1	*	31.455	35.119	10.920	-4.881	40.000	24.199	QP
2		61.646	32.593	19.551	-7.407	40.000	13.042	QP
3		90.140	26.570	10.648	-16.930	43.500	15.922	QP
4		197.689	24.261	7.742	-19.239	43.500	16.519	QP
5		433.277	32.429	8.127	-13.571	46.000	24.302	QP
6		669.958	35.498	7.931	-10.502	46.000	27.567	QP

Note:
1. " * ", means this data is the worst emission level.
2. Measurement Level = Reading Level + Factor(Probe+Cable-Amp)

Appendix I: AC Power Line Conducted Emission

Profile: 2430175R	Page No.: 53
Engineer: Pengchengyang	
Site: TR1	Time: 2024/04/10 - 08:40
Limit: FCC_Part 15.207_CE_AC Power	Margin: 0
Probe: ENV216_101189(0.009-30MHz)	Polarity: Line
EUT: LED lamp	Power: AC 120V/60Hz
Note: Mode: Transmit at 2480MHz by LE_1Mbps	

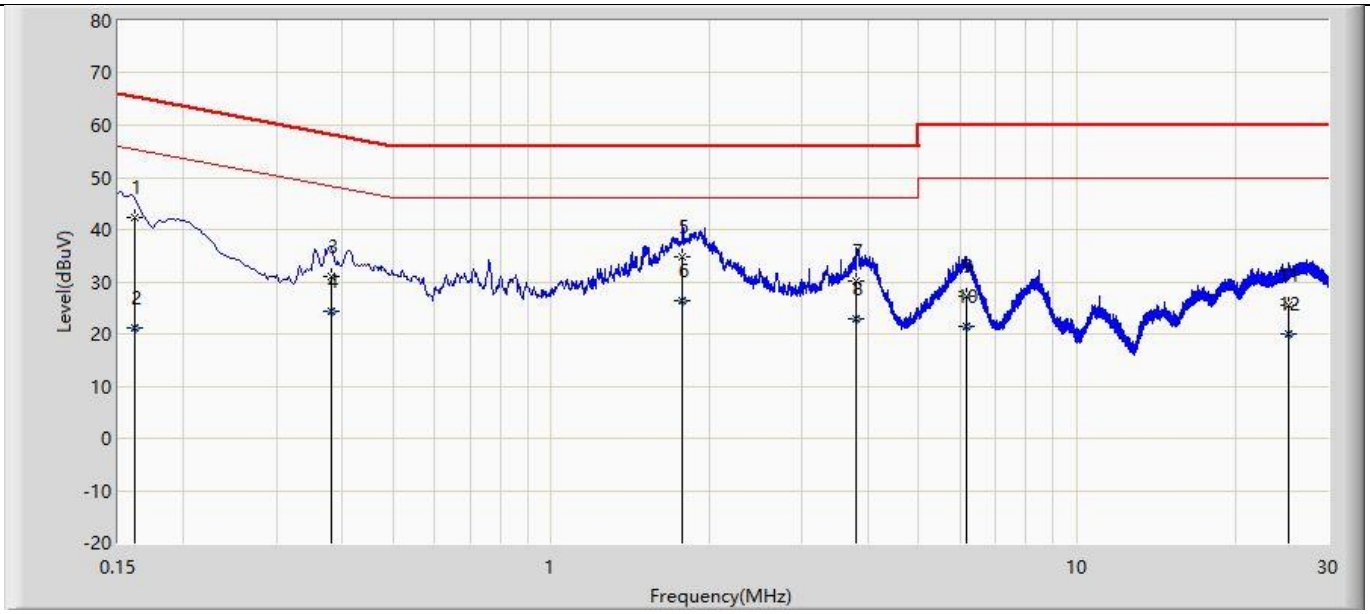

No	Mark	Frequency (MHz)	Measure Level (dBuV)	Reading Level (dBuV)	Over Limit (dB)	Limit (dBuV)	Factor (dB)	Type
1		0.161	42.198	32.574	-23.201	65.399	9.624	QP
2		0.161	21.171	11.547	-34.228	55.399	9.624	AV
3		0.382	30.913	21.282	-27.329	58.241	9.631	QP
4		0.382	24.491	14.861	-23.750	48.241	9.631	AV
5		1.777	34.875	25.185	-21.125	56.000	9.689	QP
6	*	1.777	26.292	16.602	-19.708	46.000	9.689	AV
7		3.811	30.122	20.386	-25.878	56.000	9.736	QP
8		3.811	22.929	13.193	-23.071	46.000	9.736	AV
9		6.142	27.353	17.561	-32.647	60.000	9.792	QP
10		6.142	21.353	11.561	-28.647	50.000	9.792	AV
11		25.287	25.485	15.405	-34.515	60.000	10.080	QP
12		25.287	19.977	9.897	-30.023	50.000	10.080	AV

Profile: 2430175R	Page No.: 54
Engineer: Pengchengyang	
Site: TR1	Time: 2024/04/10 - 08:41
Limit: FCC_Part 15.207_CE_AC Power	Margin: 0
Probe: ENV216_101189(0.009-30MHz)	Polarity: Neutral
EUT: LED lamp	Power: AC 120V/60Hz
Note: Mode: Transmit at 2480MHz by LE_1Mbps	

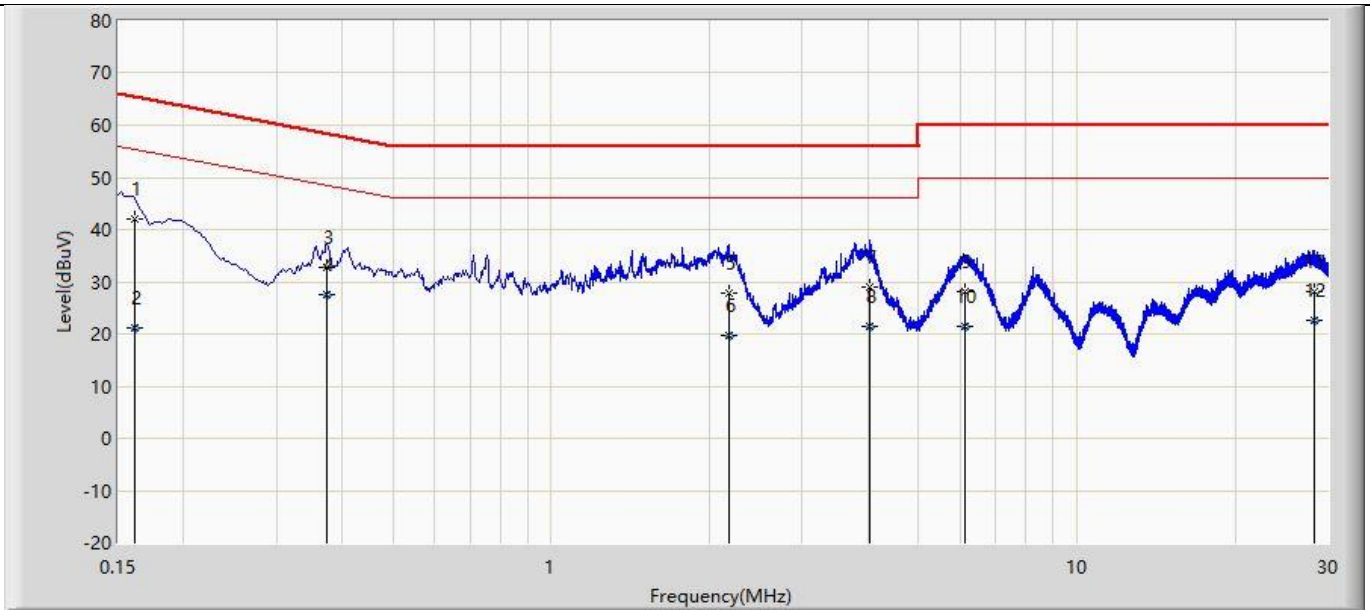

a	Mark	Frequency (MHz)	Measure Level (dBuV)	Reading Level (dBuV)	Over Limit (dB)	Limit (dBuV)	Factor (dB)	Type
1		0.161	41.995	32.365	-23.404	65.399	9.630	QP
2		0.161	21.033	11.402	-34.367	55.399	9.630	AV
3		0.373	32.651	23.010	-25.789	58.439	9.640	QP
4	*	0.373	27.457	17.817	-20.982	48.439	9.640	AV
5		2.175	27.844	18.143	-28.156	56.000	9.701	QP
6		2.175	19.837	10.136	-26.163	46.000	9.701	AV
7		4.043	28.848	19.097	-27.152	56.000	9.750	QP
8		4.043	21.524	11.774	-24.476	46.000	9.750	AV
9		6.135	28.013	18.216	-31.987	60.000	9.796	QP
10		6.135	21.555	11.758	-28.445	50.000	9.796	AV
11		28.266	28.067	17.949	-31.933	60.000	10.118	QP
12		28.266	22.482	12.364	-27.518	50.000	10.118	AV

Note:
1. " * ", means this data is the worst emission level.
2. Measurement Level = Reading Level + Factor(Probe+Cable-Amp)

The End