S T S LAB

# FCC SAR TEST REPORT

Report No.: STS2106047H01

Issued for

JACS Solutions, Inc.

809 Pinnacle Drive, Suite R, Linthicum Heights, MD 21090

| | |
|---|---|
| **Product Name:** | TD0301 LTE Wi-Fi Hotspot |
| **Brand Name:** | JACS |
| **Model Name:** | TD0301 |
| **Series Model:** | N/A |
| **FCC ID:** | 2AGCDJACSTD0301 |
| **Test Standard:** | ANSI/IEEE Std. C95.1 |
| | FCC 47 CFR Part 2 ( 2.1093) |
| | IEEE 1528: 2013 |
| **Max. Report SAR (1g):** | Body: 1.054 W/kg |

Any reproduction of this document must be done in full. No single part of this document may be reproduced without permission from STS, All Test Data Presented in this report is only applicable to presented Test sample.

ShenZhen STS Test Services Co.,Ltd.
A 1/F, Building B, Zhuoke Science Park, No.190 Chongqing Road, HepingShequ, Fuyong Sub-District, Bao'an District, Shenzhen, Guang Dong, China
TEL: +86-755 3688 6288 FAX: +86-755 3688 6277 E-mail:sts@stsapp.com

# Test Report Certification

**Applicant's name** ..... : JACS Solutions, Inc.

Address..... : 809 Pinnacle Drive, Suite R, Linthicum Heights, MD 21090

**Manufacture's Name**..... : JACS Solutions, Inc.

Address..... : 809 Pinnacle Drive, Suite R, Linthicum Heights, MD 21090

**Product description**

Product name..... : TD0301 LTE Wi-Fi Hotspot

Brand name ..... : JACS

Model name ..... : TD0301

Series Model..... : N/A

**Standards** ..... : ANSI/IEEE Std. C95.1-1992
FCC 47 CFR Part 2 ( 2.1093)
IEEE 1528: 2013

The device was tested by Shenzhen STS Test Services Co., Ltd. in accordance with the measurement methods and procedures specified in KDB 865664 The test results in this report apply only to the tested sample of the stated device/equipment. Other similar device/equipment will not necessarily produce the same results due to production tolerance and measurement uncertainties.

**Date of Test**

Date (s) of performance of tests.....: 30 Apr. 2021 ~ 13 May 2021

Date of Issue .....: 21 June 2021

Test Result.....: **Pass**

Testing Engineer : Luffy He

(Luffy He)

Technical Manager : Sean She

(Sean she)

Authorized Signatory : Vita Li

(Vita Li)

# Table of Contents


**1. General Information** **5**

1.1 EUT Description 5

1.2 Test Environment 7

1.3 Test Factory 7

**2. Test Standards and Limits** **8**

**3. SAR Measurement System** **9**

3.1 Definition of Specific Absorption Rate (SAR) 9

3.2 SAR System 9

**4. Tissue Simulating Liquids** **12**

4.1 Simulating Liquids Parameter Check 12

**5. SAR System Validation** **14**

5.1 Validation System 14

5.2 Validation Result 14

**6. SAR Evaluation Procedures** **15**

**7. EUT Antenna Location Sketch** **16**

7.1 SAR test exclusion consider table 17

**8. EUT Test Position** **22**

8.1 Body-worn Position Conditions 22

8.2 Hotspot mode exposure position condition 22

**9. Uncertainty** **23**

9.1 Measurement Uncertainty 23

9.2 System validation Uncertainty 24

**10. Conducted Power Measurement** **25**

10.1 Test Result 25

**11. EUT And Test Setup Photo** **46**

11.1 EUT Photo 46

11.2 Setup Photo 49

**12. SAR Result Summary** **53**

12.1 Body-worn SAR 53

12.2 repeated SAR measurement 61

**13. Equipment List** **63**

**Appendix A. System Validation Plots** **64**

**Appendix B. SAR Test Plots** **76**

**Appendix C. Probe Calibration And Dipole Calibration Report** **92**

## Revision History

| Rev. | Issue Date | Report No. | Effect Page | Contents |
|---|---|---|---|---|
| 00 | 21 June 2021 | STS2106047H01 | ALL | Initial Issue |
| | | | | |

# 1. General Information

Environmental evaluation measurements of specific absorption rate (SAR) distributions in emulated human head and body tissues exposed to radio frequency (RF) radiation from wireless portable devices for compliance with the rules and regulations of the U.S. Federal Communications Commission (FCC).

## 1.1 EUT Description

| | |
|---|---|
| Product Name | TD0301 LTE Wi-Fi Hotspot |
| Brand Name | JACS |
| Model Name | TD0301 |
| Series Model | N/A |
| Model Difference | N/A |
| Device Category | Portable |
| Product stage | Production unit |
| RF Exposure Environment | General Population / Uncontrolled |
| Hardware Version | V2.0 |
| Software Version | TD0301_JACS_V1.0.0 |
| Frequency Range | WCDMA Band II: 1850~1910MHz<br>WCDMA Band IV : 1710~1755MHz<br>WCDMA Band V : 824~849MHz<br>LTE Band 2: 1850~1910MHz<br>LTE Band 4 : 1710~1755MHz<br>LTE Band 5: 824~849MHz<br>LTE Band 12: 699-716MHz<br>LTE Band 13: 777-787MHz<br>LTE Band 14: 788-798MHz<br>LTE Band 41: 2496-2690MHz<br>LTE Band 66: 1710-1780MHz<br>LTE Band 71: 663-698MHz<br>2.4G WLAN 802.11b/g/n20/n40: 2412 to 2462 MHz |

| | Band | Mode | Body worn and hotspot (W/kg) |
|---|---|---|---|
| Max. Reported SAR(1g): (Limit:1.6W/kg) | PCB | WCDMA Band II | 0.311 |
| | PCB | WCDMA Band IV | 0.791 |
| | PCB | WCDMA Band V | 0.974 |
| | PCB | LTE Band 2 | 0.534 |
| | PCB | LTE Band 4 | 0.861 |
| | PCB | LTE Band 5 | 0.652 |
| | PCB | LTE Band 12 | 0.440 |
| | PCB | LTE Band 13 | 0.791 |
| | PCB | LTE Band 14 | 0.678 |
| | PCB | LTE Band 41 | 0.744 |
| | PCB | LTE Band 66 | 1.054 |
| | PCB | LTE Band 71 | 0.604 |

| | | | |
|---|---|---|---|
| | DTS | 2.4GHz WLAN ANT 1 | 0.062 |
| | DTS | 2.4GHz WLAN ANT 2 | 0.023 |
| | DTS | 2.4GHz WLAN ANT 1+2 | 0.039 |
| FCC Equipment Class | PCS Licensed Transmitter(PCB)<br>Unlicensed National Information Infrastructure TX (NII)<br>Digital Transmission System (DTS) | | |
| Battery | Rated Voltage:3.7V<br>Charge Limit Voltage:4.2V<br>Capacity: 2000mAh | | |
| Operating Mode | WCDMA: RMC<br>LTE: QPSK, 16QAM<br>WLAN: 802.11 a/b/g/n20/n40 | | |
| Antenna Specification | PIFA Antenna | | |
| Hotspot Mode | Support | | |
| DTM Mode | Not Support | | |
| Note:<br>1. The EUT battery must be fully charged and checked periodically during the test to ascertain uniform power | | | |

## 1.2 Test Environment

Ambient conditions in the SAR laboratory:

| Items | Required |
|---|---|
| Temperature (℃) | 18-25 |
| Humidity (%RH) | 30-70 |

## 1.3 Test Factory

ShenZhen STS Test Services Co.,Ltd.

A 1/F, Building B, Zhuoke Science Park, No.190 Chongqing Road, HepingShequ, Fuyong Sub-District, Bao'an District, Shenzhen, Guang Dong, China

FCC test Firm Registration No.: 625569

IC Registration No.: 12108A

A2LA Certificate No.: 4338.01

## 2. Test Standards and Limits

| No. | Identity | Document Title |
|---|---|---|
| 1 | 47 CFR Part 2 | Frequency Allocations and Radio Treaty Matters; General Rules and Regulations |
| 2 | ANSI/IEEE Std. C95.1-1992 | IEEE Standard for Safety Levels with Respect to Human Exposure to Radio Frequency Electromagnetic Fields, 3 kHz to 300 GHz |
| 3 | IEEE Std. 1528-2013 | Recommended Practice for Determining the Peak Spatial-Average Specific Absorption Rate (SAR) in the Human Head from Wireless Communications Devices: Measurement Techniques |
| 4 | FCC KDB 447498 D01 v06 | Mobile and Portable Device RF Exposure Procedures and Equipment Authorization Policies |
| 5 | FCC KDB 865664 D01 v01r04 | SAR Measurement 100 MHz to 6 GHz |
| 6 | FCC KDB 865664 D02 v01r02 | RF Exposure Reporting |
| 7 | FCC KDB 941225 D01 v03r01 | SAR Measurement Procedures for 3G Devices |
| 8 | FCC KDB 941225 D06 v02r01 | Hotspot Mode SAR |
| 9 | FCC KDB 648474 D04 v01r03 | SAR Evaluation Considerations for Wireless Handsets |
| 10 | FCC KDB 248227 D01 Wi-Fi SAR v02r02 | SAR Considerations for 802.11 Devices |

(A). Limits for Occupational/Controlled Exposure (W/kg)

| Whole-Body | Partial-Body | Hands, Wrists, Feet and Ankles |
|---|---|---|
| 0.4 | 8.0 | 20.0 |

(B). Limits for General Population/Uncontrolled Exposure (W/kg)

| Whole-Body | Partial-Body | Hands, Wrists, Feet and Ankles |
|---|---|---|
| 0.08 | 1.6 | 4.0 |

NOTE: Whole-Body SAR is averaged over the entire body, partial-body SAR is averaged over any 1 gram of tissue defined as a tissue volume in the shape of a cube. SAR for hands, wrists, feet and ankles is averaged over any 10 grams of tissue defined as a tissue volume in the shape of a cube.

**Population/Uncontrolled Environments:**

Are defined as locations where there is the exposure of individuals who have no knowledge or control of their exposure.

**Occupational/Controlled Environments:**

Are defined as locations where there is exposure that may be incurred by people who are aware of the potential for exposure, (i.e. as a result of employment or occupation).

**NOTE**

**GENERAL POPULATION/UNCONTROLLED EXPOSURE**

**PARTIAL BODY LIMIT**

**1.6 W/kg**

# 3. SAR Measurement System

## 3.1 Definition of Specific Absorption Rate (SAR)

SAR is related to the rate at which energy is absorbed per unit mass in an object exposed to a radio field. The SAR distribution in a biological body is complicated and is usually carried out by experimental techniques or numerical modeling. The standard recommends limits for two tiers of groups, occupational/controlled and general population/uncontrolled, based on a person's awareness and ability to exercise control over his or her exposure. In general, occupational/controlled exposure limits are higher than the limits for general population/uncontrolled.
The SAR definition is the time derivative (rate) of the incremental energy (dW) absorbed by (dissipated in) an incremental mass (dm) contained in a volume element (dv) of a given density (ρ). The equation description is as below:

$$\mathbf{SAR} = \frac{d}{dt}\left(\frac{dW}{dm}\right) = \frac{d}{dt}\left(\frac{dW}{\rho dv}\right)$$

SAR is expressed in units of Watts per kilogram (W/kg) SAR measurement can be related to the electrical field in the tissue by

$$\mathbf{SAR} = \frac{\sigma E^2}{\rho}$$

Where: σ is the conductivity of the tissue,
ρ is the mass density of the tissue and E is the RMS electrical field strength.

## 3.2 SAR System

MVG SAR System Diagram:

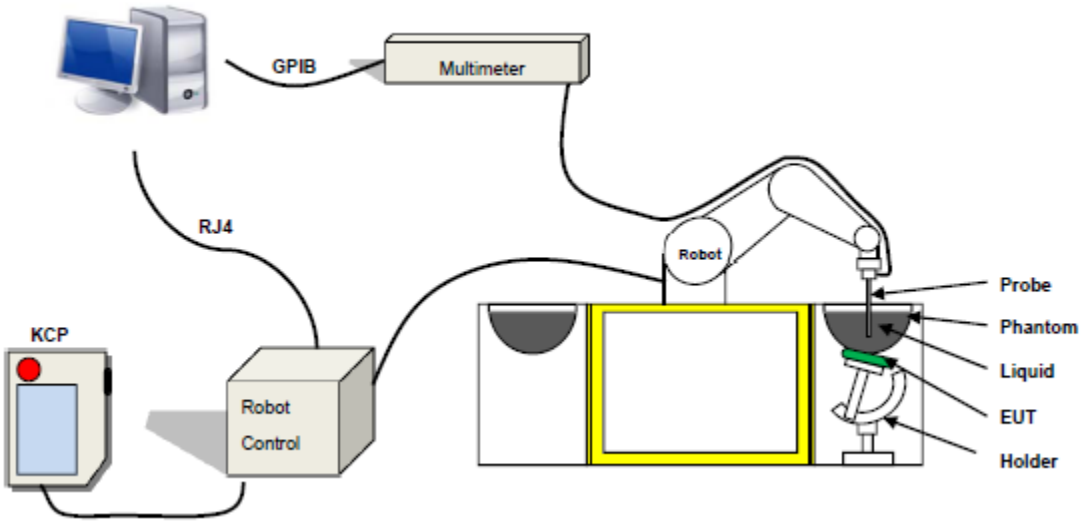


COMOSAR is a system that is able to determine the SAR distribution inside a phantom of human being according to different standards. The COMOSAR system consists of the following items:

- Main computer to control all the system
- 6 axis robot
- Data acquisition system
- Miniature E-field probe
- Phone holder
- Head simulating tissue

The following figure shows the system.

The EUT under test operating at the maximum power level is placed in the phone holder, under the phantom, which is filled with head simulating liquid. The E-Field probe measures the electric field inside the phantom. The Open SAR software computes the results to give a SAR value in a 1g or 10g mass.

### 3.2.1 Probe

For the measurements the Specific Dosimetric E-Field Probe SN 07/21 EPGO352 with following specifications is used

- Probe Length: 330 mm
- Length of Individual Dipoles: 2 mm
- Maximum external diameter: 8 mm
- Probe Tip External Diameter: 2.5 mm
- Distance between dipole/probe extremity: 1 mm
- Dynamic range: 0.01-100 W/kg
- Probe linearity: 3%
- Axial Isotropy: < 0.10 dB
- Spherical Isotropy: < 0.10 dB
- Calibration range: 450 MHz to 6 GHz for head & body simulating liquid.
- Angle between probe axis (evaluation axis) and surface normal line: less than 30°



Figure 1-MVG COMOSAR Dosimetric E field Dipole

### 3.2.2 Phantom

For the measurements the Specific Anthropomorphic Mannequin (SAM) defined by the IEEE SCC-34/SC2 group is used. The phantom is a polyurethane shell integrated in a wooden table. The thickness of the phantom amounts to 2mm +/- 0.2mm. It enables the dosimetric evaluation of left and right phone usage and includes an additional flat phantom part for the simplified performance check. The phantom set-up includes a cover, which prevents the evaporation of the liquid.



Figure-SN 32/14 SAM115

Figure-SN 32/14 SAM116

### 3.2.3 Device Holder

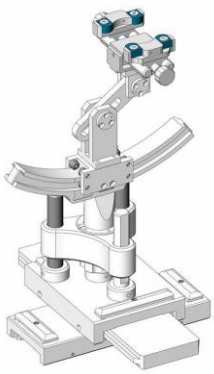

The SAR in the phantom is approximately inversely proportional to the square of the distance between the source and the liquid surface. For a source at 5 mm distance, a positioning uncertainty of ± 0.5 mm would produce a SAR uncertainty of ± 20 %. Accurate device positioning is therefore crucial for accurate and repeatable measurements. The positions in which the devices must be measured are defined by the standards.

# 4. Tissue Simulating Liquids

## 4.1 Simulating Liquids Parameter Check

The head tissue dielectric parameters recommended by the IEEE SCC-34/SC-2 in P1528 have been incorporated in the following table. These head parameters are derived from planar layer models simulating the highest expected SAR for the dielectric properties and tissue thickness variations in a human head. Other head and body tissue parameters that have not been specified in P1528 are derived from the tissue dielectric parameters computed from the 4-Cole-Cole equations described in Reference [12] and extrapolated according to the head parameters specified in P1528.

Head Tissue

| Frequency (MHz) | cellulose | DGBE | HEC | NaCl | Preventol | Sugar | X100 | Water | Conductivity | Permittivity |
|---|---|---|---|---|---|---|---|---|---|---|
| | % | % | % | % | % | % | % | % | σ | εr |
| 750 | 0.2 | / | / | 1.4 | 0.2 | 57.0 | / | 41.1 | 0.89 | 41.9 |
| 835 | 0.2 | / | / | 1.4 | 0.2 | 57.9 | / | 40.3 | 0.90 | 41.5 |
| 900 | 0.2 | / | / | 1.4 | 0.2 | 57.9 | / | 40.3 | 0.97 | 41.5 |
| 1800 | / | 44.5 | / | 0.3 | / | / | 30.45 | 55.2 | 1.4 | 40.0 |
| 1900 | / | 44.5 | / | 0.3 | / | / | 30.45 | 55.2 | 1.4 | 40.0 |
| 2000 | / | 44.5 | / | 0.3 | / | / | / | 55.2 | 1.4 | 40.0 |
| 2450 | / | 44.9 | / | 0.1 | / | / | / | 55.0 | 1.80 | 39.2 |
| 2600 | / | 45.0 | / | 0.1 | / | / | / | 54.9 | 1.96 | 39.0 |

Body Tissue

| Frequency (MHz) | cellulose | DGBE | HEC | NaCl | Preventol | Sugar | X100 | Water | Conductivity | Permittivity |
|---|---|---|---|---|---|---|---|---|---|---|
| | % | % | % | % | % | % | % | % | σ | εr |
| 750 | 0.2 | / | / | 0.9 | 0.1 | 47.2 | / | 51.7 | 0.96 | 55.5 |
| 835 | 0.2 | / | / | 0.9 | 0.1 | 48.2 | / | 50.8 | 0.97 | 55.2 |
| 900 | 0.2 | / | / | 0.9 | 0.1 | 48.2 | / | 50.8 | 1.05 | 55.0 |
| 1800 | / | 29.4 | / | 0.4 | / | / | 30.45 | 70.2 | 1.52 | 53.3 |
| 1900 | / | 29.4 | / | 0.4 | / | / | 30.45 | 70.2 | 1.52 | 53.3 |
| 2000 | / | 29.4 | / | 0.4 | / | / | / | 70.2 | 1.52 | 53.3 |
| 2450 | / | 31.3 | / | 0.1 | / | / | / | 68.6 | 1.95 | 52.7 |
| 2600 | / | 31.7 | / | 0.1 | / | / | / | 68.2 | 2.16 | 52.3 |

| Tissue dielectric parameters for head and body phantoms | | | | |
|---|---|---|---|---|
| Frequency | εr | | σ S/m | |
| | Head | Body | Head | Body |
| 300 | 45.3 | 58.2 | 0.87 | 0.92 |
| 450 | 43.5 | 56.7 | 0.87 | 0.94 |
| 900 | 41.5 | 55.0 | 0.97 | 1.05 |
| 1450 | 40.5 | 54.0 | 1.20 | 1.30 |
| 1800 | 40.0 | 53.3 | 1.40 | 1.52 |
| 2450 | 39.2 | 52.7 | 1.80 | 1.95 |
| 3000 | 38.5 | 52.0 | 2.40 | 2.73 |
| 5800 | 35.3 | 48.2 | 5.27 | 6.00 |

## LIQUID MEASUREMENT RESULTS

| Date | Ambient | | Simulating Liquid | | Parameters | Target | Measured | Deviation % | Limited % |
|---|---|---|---|---|---|---|---|---|---|
| | Temp. [°C] | Humidity % | Frequency | Temp. [°C] | | | | | |
| 2021-06-10 | 22.5 | 48 | 680.5 MHz | 22.3 | Permittivity | 42.27 | 41.96 | -0.73 | ±5 |
| | | | | | Conductivity | 0.89 | 0.92 | 3.37 | ±5 |
| 2021-06-10 | 22.5 | 48 | 704 MHz | 22.3 | Permittivity | 42.15 | 42.13 | -0.05 | ±5 |
| | | | | | Conductivity | 0.89 | 0.89 | 0.00 | ±5 |
| 2021-06-10 | 22.5 | 48 | 750 MHz | 22.3 | Permittivity | 41.9 | 41.65 | -0.60 | ±5 |
| | | | | | Conductivity | 0.89 | 0.87 | -2.25 | ±5 |
| 2021-06-10 | 22.5 | 48 | 782 MHz | 22.3 | Permittivity | 41.75 | 40.78 | -2.32 | ±5 |
| | | | | | Conductivity | 0.89 | 0.87 | -2.25 | ±5 |
| 2021-06-10 | 22.5 | 48 | 793 MHz | 22.3 | Permittivity | 41.7 | 40.80 | -2.16 | ±5 |
| | | | | | Conductivity | 0.9 | 0.87 | -3.33 | ±5 |
| 2021-06-10 | 22.5 | 48 | 829 MHz | 22.3 | Permittivity | 41.53 | 43.38 | 4.45 | ±5 |
| | | | | | Conductivity | 0.9 | 0.94 | 4.44 | ±5 |
| 2021-06-10 | 22.5 | 48 | 826.6 MHz | 22.3 | Permittivity | 41.54 | 40.26 | -3.08 | ±5 |
| | | | | | Conductivity | 0.9 | 0.89 | -1.11 | ±5 |
| 2021-06-10 | 22.5 | 48 | 846.4 MHz | 22.3 | Permittivity | 41.5 | 42.81 | 3.16 | ±5 |
| | | | | | Conductivity | 0.9 | 0.91 | 1.11 | ±5 |
| 2021-06-10 | 22.5 | 48 | 835 MHz | 22.3 | Permittivity | 41.5 | 41.98 | 1.16 | ±5 |
| | | | | | Conductivity | 0.9 | 0.92 | 2.22 | ±5 |
| 2021-06-11 | 23.2 | 50 | 1732.5 MHz | 22.9 | Permittivity | 40.1 | 41.58 | 3.69 | ±5 |
| | | | | | Conductivity | 1.36 | 1.35 | -0.74 | ±5 |
| 2021-06-11 | 23.2 | 50 | 1720 MHz | 22.9 | Permittivity | 40.11 | 41.51 | 3.49 | ±5 |
| | | | | | Conductivity | 1.35 | 1.34 | -0.74 | ±5 |
| 2021-06-11 | 23.2 | 50 | 1745 MHz | 22.9 | Permittivity | 40.08 | 38.97 | -2.77 | ±5 |
| | | | | | Conductivity | 1.37 | 1.38 | 0.73 | ±5 |
| 2021-06-11 | 23.2 | 50 | 1752.4 MHz | 22.9 | Permittivity | 40.07 | 40.52 | 1.12 | ±5 |
| | | | | | Conductivity | 1.37 | 1.39 | 1.46 | ±5 |
| 2021-06-11 | 23.2 | 50 | 1800 MHz | 22.9 | Permittivity | 40 | 40.28 | 0.70 | ±5 |
| | | | | | Conductivity | 1.4 | 1.41 | 0.71 | ±5 |
| 2021-06-15 | 23.5 | 51 | 1900 MHz | 23.2 | Permittivity | 40 | 38.63 | -3.42 | ±5 |
| | | | | | Conductivity | 1.4 | 1.40 | 0.00 | ±5 |
| 2021-06-15 | 23.5 | 51 | 1907.4 MHz | 23.2 | Permittivity | 40 | 40.26 | 0.65 | ±5 |
| | | | | | Conductivity | 1.4 | 1.41 | 0.71 | ±5 |
| 2021-06-18 | 23.1 | 50 | 2437 MHz | 22.8 | Permittivity | 39.22 | 38.68 | -1.38 | ±5 |
| | | | | | Conductivity | 1.79 | 1.78 | -0.56 | ±5 |
| 2021-06-18 | 23.1 | 50 | 2450 MHz | 22.8 | Permittivity | 39.2 | 39.12 | -0.20 | ±5 |
| | | | | | Conductivity | 1.8 | 1.78 | -1.11 | ±5 |
| 2021-06-18 | 23.1 | 50 | 2506MHz | 22.8 | Permittivity | 39.12 | 38.07 | -2.68 | ±5 |
| | | | | | Conductivity | 1.84 | 1.84 | 0.00 | ±5 |
| 2021-06-18 | 23.1 | 50 | 2593 MHz | 22.8 | Permittivity | 38.99 | 39.39 | 1.03 | ±5 |
| | | | | | Conductivity | 1.9 | 1.91 | 0.53 | ±5 |
| 2021-06-18 | 23.1 | 50 | 2600 MHz | 22.8 | Permittivity | 39 | 39.72 | 1.85 | ±5 |
| | | | | | Conductivity | 1.96 | 1.99 | 1.53 | ±5 |

# 5. SAR System Validation

## 5.1 Validation System

Each MVG system is equipped with one or more system validation kits. These units, together with the predefined measurement procedures within the MVG software, enable the user to conduct the system performance check and system validation. System kit includes a dipole, and dipole device holder.

The system check verifies that the system operates within its specifications. It's performed daily or before every SAR measurement. The system check uses normal SAR measurement in the flat section of the phantom with a matched dipole at a specified distance. The system validation setup is shown as below.

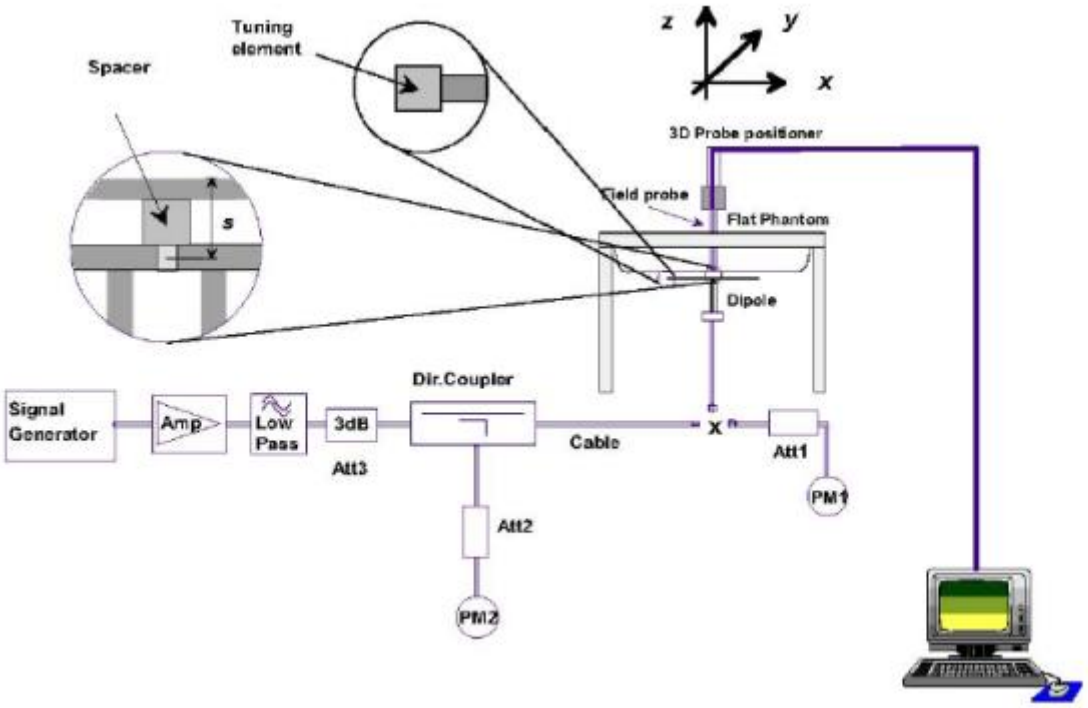


## 5.2 Validation Result

Comparing to the original SAR value provided by MVG, the validation data should be within its specification of 10 %.

| Date | Freq. | Power | Tested Value | Normalized SAR | Target SAR | Tolerance | Limit |
|---|---|---|---|---|---|---|---|
| | (MHz) | (mW) | (W/Kg) | (W/kg) | 1g(W/kg) | (%) | (%) |
| 2021-06-10 | 750 | 100 | 0.857 | 8.57 | 8.49 | 0.95 | 10 |
| 2021-06-10 | 835 | 100 | 0.944 | 9.44 | 9.56 | -1.30 | 10 |
| 2021-06-11 | 1800 | 100 | 3.986 | 39.86 | 38.40 | 3.81 | 10 |
| 2021-06-15 | 1900 | 100 | 4.057 | 40.57 | 39.70 | 2.18 | 10 |
| 2021-06-18 | 2450 | 100 | 5.363 | 53.63 | 52.40 | 2.34 | 10 |
| 2021-06-18 | 2600 | 100 | 5.524 | 55.24 | 55.30 | -0.11 | 10 |

Note:

1. The tolerance limit of System validation ±10%.
2. The dipole input power (forward power) was 100 mW.
3. The results are normalized to 1 W input power.

# 6. SAR Evaluation Procedures

The procedure for assessing the average SAR value consists of the following steps:
The following steps are used for each test position
- Establish a call with the maximum output power with a base station simulator. The connection between the mobile and the base station simulator is established via air interface
- Measurement of the local E-field value at a fixed location. This value serves as a reference value for calculating a possible power drift.
- Measurement of the SAR distribution with a grid of 8 to 16mm * 8 to16 mm and a constant distance to the inner surface of the phantom. Since the sensors cannot directly measure at the inner phantom surface, the values between the sensors and the inner phantom surface are extrapolated. With these values the area of the maximum SAR is calculated by an interpolation scheme.
- Around this point, a cube of 30 * 30 * 30 mm or 32 * 32 * 32 mm is assessed by measuring 5 or 8 * 5 or 8*4 or 5 mm. With these data, the peak spatial-average SAR value can be calculated.

Area Scan& Zoom Scan:

First Area Scan is used to locate the approximate location(s) of the local peak SAR value(s). The measurement grid within an Area Scan is defined by the grid extent, grid step size and grid offset. Next, in order to determine the EM field distribution in a three-dimensional spatial extension, Zoom Scan is required. The Zoom Scan is performed around the highest E-field value to determine the averaged SAR -distribution over 10 g. Area scan and zoom scan resolution setting follows KDB 865664 D01v01r01 quoted below.
When the 1-g SAR of the highest peak is within 2 dB of the SAR limit, additional zoom scans are required for other peaks within 2 dB of the highest peak that have not been included in any zoom scan to ensure there is no increase in SAR.

## 7. EUT Antenna Location Sketch

It is a TD0301 LTE Wi-Fi Hotspot, support WWAN/WLAN mode.

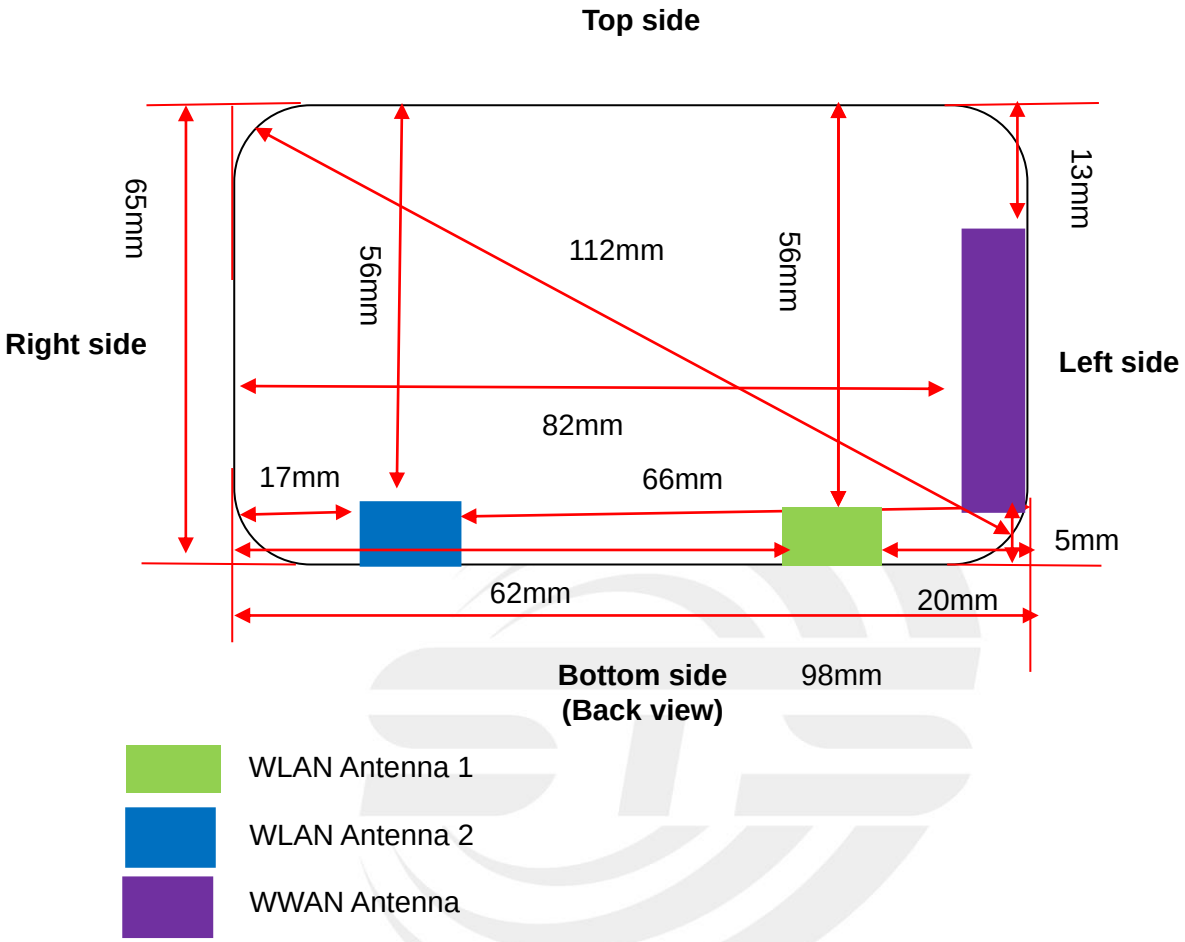


Note 1: The antenna information refer the manufacturer provide report, applicable only to the tested sample identified in the report.

## 7.1 SAR test exclusion consider table

The WWAN/WLAN/BT SAR evaluation of Maximum power (dBm) summing tolerance.

| | Wireless Interface | WCDMA II | WCDMA V | WCDMA IV | LTE Band 2 | LTE Band 4 |
|---|---|---|---|---|---|---|
| Exposure Position | Calculated Frequency(MHz) | 1907.4 | 846.4 | 1752.4 | 1900 | 1745 |
| | Maximum power (dBm) | 24 | 24 | 24 | 24 | 22.5 |
| | Maximum rated power(mW) | 251.19 | 251.19 | 251.19 | 251.19 | 177.83 |
| Back Side | Separation distance (mm) | 5 | 5 | 5 | 5 | 5 |
| | exclusion threshold(mW) | 10.86 | 16.30 | 11.33 | 10.88 | 11.36 |
| | Testing required? | YES | YES | YES | YES | YES |
| Front Side | Separation distance (mm) | 5 | 5 | 5 | 5 | 5 |
| | exclusion threshold(mW) | 10.86 | 16.30 | 11.33 | 10.88 | 11.36 |
| | Testing required? | YES | YES | YES | YES | YES |
| Left Edge | Separation distance (mm) | 5 | 5 | 5 | 5 | 5 |
| | exclusion threshold(mW) | 10.86 | 16.30 | 11.33 | 10.88 | 11.36 |
| | Testing required? | YES | YES | YES | YES | YES |
| Right Edge | Separation distance (mm) | 82 | 82 | 82 | 82 | 82 |
| | exclusion threshold(mW) | 428.61 | 343.61 | 433.31 | 428.82 | 433.55 |
| | Testing required? | NO | NO | NO | NO | NO |
| Top Edge | Separation distance (mm) | 13 | 13 | 13 | 13 | 13 |
| | exclusion threshold(mW) | 28.24 | 42.39 | 29.46 | 28.29 | 29.52 |
| | Testing required? | YES | YES | YES | YES | YES |
| Bottom Edge | Separation distance (mm) | 5 | 5 | 5 | 5 | 5 |
| | exclusion threshold(mW) | 10.86 | 16.30 | 11.33 | 10.88 | 11.36 |
| | Testing required? | YES | YES | YES | YES | YES |

| | | | | | | |
|---|---|---|---|---|---|---|
| Exposure Position | Wireless Interface | LTE Band 5 | LTE Band 12 | LTE Band 13 | LTE Band 14 | LTE Band 41 |
| | Calculated Frequency(MHz) | 844 | 711 | 782 | 793 | 2680 |
| | Maximum power (dBm) | 21 | 22 | 25 | 25 | 25.5 |
| | Maximum rated power(mW) | 125.89 | 158.49 | 316.23 | 316.23 | 354.81 |
| Back Side | Separation distance (mm) | 5 | 5 | 5 | 5 | 5 |
| | exclusion threshold(mW) | 16.33 | 17.79 | 16.96 | 16.84 | 9.16 |
| | Testing required? | YES | YES | YES | YES | YES |
| Front Side | Separation distance (mm) | 5 | 5 | 5 | 5 | 5 |
| | exclusion threshold(mW) | 16.33 | 17.79 | 16.96 | 16.84 | 9.16 |
| | Testing required? | YES | YES | YES | YES | YES |
| Left Edge | Separation distance (mm) | 5 | 5 | 5 | 5 | 5 |
| | exclusion threshold(mW) | 16.33 | 17.79 | 16.96 | 16.84 | 9.16 |
| | Testing required? | YES | YES | YES | YES | YES |
| Right Edge | Separation distance (mm) | 82 | 82 | 82 | 82 | 82 |
| | exclusion threshold(mW) | 343.33 | 329.57 | 336.45 | 337.62 | 411.63 |
| | Testing required? | NO | NO | NO | NO | NO |
| Top Edge | Separation distance (mm) | 13 | 13 | 13 | 13 | 13 |
| | exclusion threshold(mW) | 42.45 | 46.25 | 44.10 | 43.80 | 23.82 |
| | Testing required? | YES | YES | YES | YES | YES |
| Bottom Edge | Separation distance (mm) | 5 | 5 | 5 | 5 | 5 |
| | exclusion threshold(mW) | 16.33 | 17.79 | 16.96 | 16.84 | 9.16 |
| | Testing required? | YES | YES | YES | YES | YES |

| | Wireless Interface | LTE Band 66 | LTE Band 71 | 2.4G WLAN 802.11b ANT1 | 2.4G WLAN 802.11b ANT2 |
|---|---|---|---|---|---|
| Exposure Position | Calculated Frequency(MHz) | 2190 | 688 | 2437 | 2437 |
| | Maximum power (dBm) | 25 | 25 | 22 | 22 |
| | Maximum rated power(mW) | 316.23 | 316.23 | 158.49 | 158.49 |
| Back Side | Separation distance (mm) | 5 | 5 | 5 | 5 |
| | exclusion threshold(mW) | 10.14 | 18.08 | 9.61 | 9.61 |
| | Testing required? | YES | YES | YES | YES |
| Front Side | Separation distance (mm) | 5 | 5 | 5 | 5 |
| | exclusion threshold(mW) | 10.14 | 18.08 | 9.61 | 9.61 |
| | Testing required? | YES | YES | YES | YES |
| Left Edge | Separation distance (mm) | 5 | 5 | 20 | 66 |
| | exclusion threshold(mW) | 10.14 | 18.08 | 38.43 | 356.03 |
| | Testing required? | YES | YES | YES | NO |
| Right Edge | Separation distance (mm) | 82 | 82 | 62 | 17 |
| | exclusion threshold(mW) | 421.36 | 327.61 | 216.09 | 721.25 |
| | Testing required? | NO | NO | NO | NO |
| Top Edge | Separation distance (mm) | 13 | 13 | 56 | 56 |
| | exclusion threshold(mW) | 26.35 | 47.02 | 156.09 | 156.09 |
| | Testing required? | YES | YES | YES | YES |
| Bottom Edge | Separation distance (mm) | 5 | 5 | 5 | 5 |
| | exclusion threshold(mW) | 10.14 | 18.08 | 9.61 | 9.61 |
| | Testing required? | YES | YES | YES | YES |

| | | | |
|---|---|---|---|
| Exposure Position | Wireless Interface | 2.4G WLAN 802.11n20 ANT 1 | 2.4G WLAN 802.11n20 ANT 2 |
| | Calculated Frequency(MHz) | 2437 | 2437 |
| | Maximum power (dBm) | 20.5 | 20 |
| | Maximum rated power(mW) | 112.20 | 100.00 |
| Back Side | Separation distance (mm) | 5 | 5 |
| | exclusion threshold(mW) | 9.61 | 9.61 |
| | Testing required? | YES | YES |
| Front Side | Separation distance (mm) | 5 | 5 |
| | exclusion threshold(mW) | 9.61 | 9.61 |
| | Testing required? | YES | YES |
| Left Edge | Separation distance (mm) | 20 | 66 |
| | exclusion threshold(mW) | 38.43 | 356.03 |
| | Testing required? | YES | NO |
| Right Edge | Separation distance (mm) | 62 | 17 |
| | exclusion threshold(mW) | 216.09 | 721.25 |
| | Testing required? | NO | NO |
| Top Edge | Separation distance (mm) | 56 | 56 |
| | exclusion threshold(mW) | 156.09 | 156.09 |
| | Testing required? | NO | NO |
| Bottom Edge | Separation distance (mm) | 5 | 5 |
| | exclusion threshold(mW) | 9.61 | 9.61 |
| | Testing required? | YES | YES |

**Note：**

1. maximum power is the source-based time-average power and represents the maximum RF output power among production units.
2. per KDB 447498 D01, for larger devices, the test separation distance of adjacent edge configuration is determined by the closest separation between the antenna and the user.
3. per KDB 447498 D01, standalone SAR test exclusion threshold is applied; if the distance of the antenna to the user is <25mm,25mm is user to determine SAR exclusion threshold

4. per KDB 447498 D01, the 1-g and 10-g SAR test exclusion thresholds for 100 MHz to 6 GHz at test separation distance ≤50mm are determined by:
   [(max.power of channel, including tune-up tolerance, Mw)/( min. test separation distance, mm)]*[ √ f(GHZ))≤3.0 for 1-g SAR and≤7.5 for10-g extremity SAR ,f(GHz) is the RF channel transmit frequency in GHz. Power and distance are rounded to the nearest mW and mm before calculation. The result is rounded to one decimal place for comparison
   For <50mm distance, we just calculate mW of the exclusion threshold value(3.0)to do compare
5. per KDB 447498 D01, at 100 MHz to 6GHz and for test separation distances >50mm, the SAR test exclusion threshold is determined according to the following
   a)[threshold at 50mm in step 1]+(test separation distance -50mm)*(f (MHz)/150)]Mw, at 100 MHz to 1500 MHz
   b) [threshold at 50mm in step1]+( test separation distance -50mm) *10]mW at＞1500MHz and≤ 6GHz
6. Per KDB 248227 D01, choose the highest output power channel to test SAR and determine further SAR exclusion 8.for each frequency band ,testing at higher data rates and higher order modulations is not required when the maximum average output power for each of each of these configurations is less than 1/4db higher than those measured at the lower data rate than 11b mode ,thus the SAR can be excluded.
7. Per KDB 616217 D04, SAR evaluation for the front surface of tablet display screens are generally not necessary.

# 8. EUT Test Position

This EUT was tested in Front Face and Rear Face.

## 8.1 Body-worn Position Conditions

Body-worn accessory exposure is typically related to voice mode operations when handsets are carried in body-worn accessories. The body-worn accessory procedures in KDB Publication 447498 D01 should be used to test for body-worn accessory SAR compliance, without a headset connected to it. When the same wireless transmission configuration is used for testing body-worn accessory and hotspot mode SAR, respectively, in voice and data mode, SAR results for the most conservative *test separation distance* configuration may be used to support both SAR conditions. When the *reported* SAR for a body-worn accessory, measured without a headset connected to the handset, is > 1.2 W/kg, the highest *reported* SAR configuration for that wireless mode and frequency band should be repeated for the body-worn accessory with a headset attached to the handset.

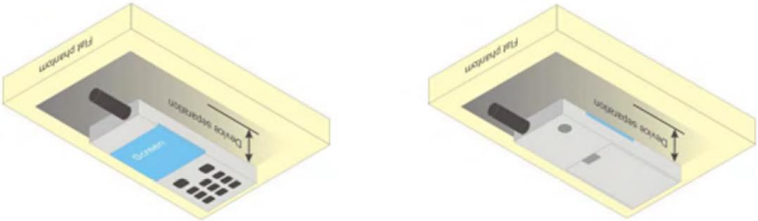

## 8.2 Hotspot mode exposure position condition

For handsets that support hotspot mode operations, with wireless router capabilities and various web browsing function, the relevant hand and body exposure condition are tested according to the hotspot SAR procedures in KDB 941225. A test separation distance of 10 mm is required between the phantom and all surface and edges with a transmitting antenna located within 25 mm form that surface or edge.

When form factor of a handset is smaller than 9cm x 5cm, a test separation distance of 5mm (instead of 10mm)is required for testing hotspot mode. When the separate distance required for body-worn accessory testing is larger than or equal to that tested for hotspot mode, in the same wireless mode and for the same surface of the phone, the hotspot mode SAR data may be used to support body-worn accessory SAR compliance for that particular configuration(surface).

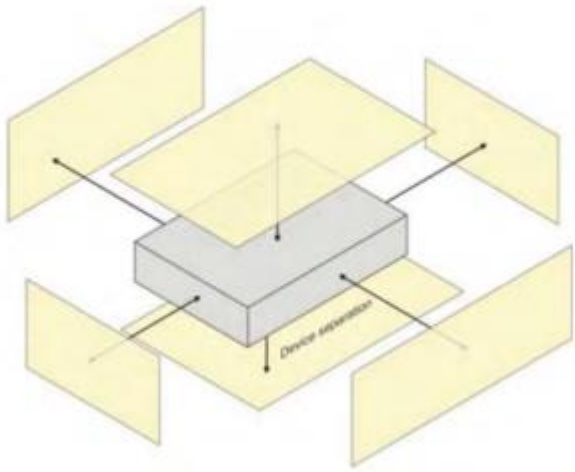

# 9. Uncertainty

## 9.1 Measurement Uncertainty

The following measurement uncertainty levels have been estimated for tests performed on the EUT as specified in IEEE 1528: 2013.This uncertainty represents an expanded uncertainty expressed at approximately the 95% confidence level using a coverage factor of k=2.

| Uncertainty Component | Tol (+- %) | Prob. Dist. | Div. | Ci (1g) | Ci (10g) | 1g Ui (+-%) | 10g Ui (+-%) | vi |
|---|---|---|---|---|---|---|---|---|
| **Measurement System** | | | | | | | | |
| Probe calibration | 5.831 | N | 1 | 1 | 1 | 5.83 | 5.83 | ∞ |
| Axial Isotropy | 0.695 | R | $\sqrt{3}$ | √0.5 | √0.5 | 0.28 | 0.28 | ∞ |
| Hemispherical Isotropy | 1.045 | R | $\sqrt{3}$ | √0.5 | √0.5 | 0.43 | 0.43 | ∞ |
| Boundary effect | 1.0 | R | $\sqrt{3}$ | 1 | 1 | 0.58 | 0.58 | ∞ |
| Linearity | 0.685 | R | $\sqrt{3}$ | 1 | 1 | 0.40 | 0.40 | ∞ |
| System detection limits | 1.0 | R | $\sqrt{3}$ | 1 | 1 | 0.58 | 0.58 | ∞ |
| Modulation response | 3.0 | R | $\sqrt{3}$ | 1 | 1 | 1.73 | 1.73 | ∞ |
| Readout Electronics | 0.021 | N | 1 | 1 | 1 | 0.021 | 0.021 | ∞ |
| Response Time | 0 | R | $\sqrt{3}$ | 1 | 1 | 0 | 0 | ∞ |
| Integration Time | 1.4 | R | $\sqrt{3}$ | 1 | 1 | 0.81 | 0.81 | ∞ |
| RF ambient conditions-Noise | 3.0 | R | $\sqrt{3}$ | 1 | 1 | 1.73 | 1.73 | ∞ |
| RF ambient conditions-reflections | 3.0 | R | $\sqrt{3}$ | 1 | 1 | 1.73 | 1.73 | ∞ |
| Probe positioner mechanical tolerance | 1.4 | R | $\sqrt{3}$ | 1 | 1 | 0.81 | 0.81 | ∞ |
| Probe positioning with respect to phantom shell | 1.4 | R | $\sqrt{3}$ | 1 | 1 | 0.81 | 0.81 | ∞ |
| Post-processing | 2.3 | R | $\sqrt{3}$ | 1 | 1 | 1.33 | 1.33 | ∞ |
| **Test sample Related** | | | | | | | | |
| Test sample positioning | 2.6 | N | 1 | 1 | 1 | 2.6 | 2.6 | ∞ |
| Device holder uncertainty | 3 | N | 1 | 1 | 1 | 3 | 3 | ∞ |
| SAR drift measurement | 5 | R | $\sqrt{3}$ | 1 | 1 | 2.89 | 2.89 | ∞ |
| SAR scaling | 5 | R | $\sqrt{3}$ | 1 | 1 | 2.89 | 2.89 | ∞ |
| **Phantom and tissue parameters** | | | | | | | | |
| Phantom uncertainty(shape and thickness uncertainty) | 4 | R | $\sqrt{3}$ | 1 | 1 | 2.31 | 2.31 | ∞ |
| Uncertainty in SAR correction for deviations in permittivity and conductivity | 1.9 | N | 1 | 1 | 0.84 | 1.90 | 1.60 | ∞ |
| Liquid conductivity(temperature uncertainty) | 2.5 | R | $\sqrt{3}$ | 0.78 | 0.71 | 1.13 | 1.02 | ∞ |
| Liquid conductivity(measured) | 4 | N | 1 | 0.78 | 0.71 | 3.12 | 2.84 | M |
| Liquid permittivity(temperature uncertainty) | 2.5 | R | $\sqrt{3}$ | 0.23 | 0.26 | 0.33 | 0.38 | ∞ |
| Liquid permittivity(measured) | 5 | N | 1 | 0.23 | 0.26 | 1.15 | 1.30 | M |
| Combined Standard Uncertainty | | RSS | | | | 9.79 | 9.59 | |
| Expanded Uncertainty (95% Confidence interval) | | K=2 | | | | 19.58 | 19.18 | |

## 9.2 System validation Uncertainty

| Uncertainty Component | Tol (+- %) | Prob. Dist. | Div. | Ci (1g) | Ci (10g) | 1g Ui (+-%) | 10g Ui (+-%) | vi |
|---|---|---|---|---|---|---|---|---|
| **Measurement System** | | | | | | | | |
| Probe calibration | 5.831 | N | 1 | 1 | 1 | 5.83 | 5.83 | ∞ |
| Axial Isotropy | 0.695 | R | $\sqrt{3}$ | 1 | 1 | 0.40 | 0.40 | ∞ |
| Hemispherical Isotropy | 1.045 | R | $\sqrt{3}$ | 0 | 0 | 0.00 | 0.00 | ∞ |
| Boundary effect | 1.0 | R | $\sqrt{3}$ | 1 | 1 | 0.58 | 0.58 | ∞ |
| Linearity | 0.685 | R | $\sqrt{3}$ | 1 | 1 | 0.40 | 0.40 | ∞ |
| System detection limits | 1.0 | R | $\sqrt{3}$ | 1 | 1 | 0.58 | 0.58 | ∞ |
| Modulation response | 3.0 | R | $\sqrt{3}$ | 0 | 0 | 0.00 | 0.00 | ∞ |
| Readout Electronics | 0.021 | N | 1 | 1 | 1 | 0.021 | 0.021 | ∞ |
| Response Time | 0.0 | R | $\sqrt{3}$ | 0 | 0 | 0.00 | 0.00 | ∞ |
| Integration Time | 1.4 | R | $\sqrt{3}$ | 0 | 0 | 0.00 | 0.00 | ∞ |
| RF ambient conditions-Noise | 3.0 | R | $\sqrt{3}$ | 1 | 1 | 1.73 | 1.73 | ∞ |
| RF ambient conditions-reflections | 3.0 | R | $\sqrt{3}$ | 1 | 1 | 1.73 | 1.73 | ∞ |
| Probe positioner mechanical tolerance | 1.4 | R | $\sqrt{3}$ | 1 | 1 | 0.81 | 0.81 | ∞ |
| Probe positioning with respect to phantom shell | 1.4 | R | $\sqrt{3}$ | 1 | 1 | 0.81 | 0.81 | ∞ |
| Post-Processing | 2.3 | R | $\sqrt{3}$ | 1 | 1 | 1.33 | 1.33 | ∞ |
| **System validation source** | | | | | | | | |
| Deviation of experimental dipole from numerical dipole | 5.0 | N | 1 | 1 | 1 | 5.00 | 5.00 | ∞ |
| Input power and SAR drift measurement | 5.0 | R | $\sqrt{3}$ | 1 | 1 | 2.89 | 2.89 | ∞ |
| Other source contribution Uncertainty | 2.0 | R | $\sqrt{3}$ | 1 | 1 | 1.15 | 1.15 | ∞ |
| **Phantom and set-up** | | | | | | | | |
| Phantom uncertainty(shape and thickness uncertainty) | 4.0 | R | $\sqrt{3}$ | 1 | 1 | 2.31 | 2.31 | ∞ |
| Uncertainty in SAR correction for deviations in permittivity and conductivity | 1.9 | N | 1 | 1 | 0.84 | 1.90 | 1.60 | ∞ |
| Liquid conductivity(temperature uncertainty) | 2.5 | R | $\sqrt{3}$ | 0.78 | 0.71 | 1.13 | 1.02 | ∞ |
| Liquid conductivity(measured) | 4 | N | 1 | 0.78 | 0.71 | 3.12 | 2.84 | M |
| Liquid permittivity(temperature uncertainty) | 2.5 | R | $\sqrt{3}$ | 0.23 | 0.26 | 0.33 | 0.38 | ∞ |
| Liquid permittivity(measured) | 5 | N | 1 | 0.23 | 0.26 | 1.15 | 1.30 | M |
| Combined Standard Uncertainty | | RSS | | | | 9.718 | 9.517 | |
| Expanded Uncertainty (95% Confidence interval) | | K=2 | | | | 19.44 | 19.04 | |

# 10. Conducted Power Measurement

## 10.1 Test Result

**WCDMA**

| Band | WCDMA Band V | | | WCDMA Band II | | | WCDMA Band IV | | |
|---|---|---|---|---|---|---|---|---|---|
| Channel | 4133 | 4175 | 4323 | 9263 | 9400 | 9537 | 1313 | 1450 | 1512 |
| Frequency (MHz) | 826.6 | 835 | 846.6 | 1852.6 | 1880.0 | 1907.4 | 1712.6 | 1740 | 1752.4 |
| RMC 12.2Kbps | 22.71 | 22.97 | 23.48 | 21.57 | 22.85 | 23.4 | 21.17 | 22.91 | 23.45 |
| HSDPA Subtest-1 | 18.82 | 19.18 | 19.69 | 18.56 | 19.07 | 17.37 | 18.55 | 18.73 | 19.51 |
| HSDPA Subtest-2 | 19.27 | 19.64 | 20.02 | 19.55 | 19.64 | 18.96 | 19.18 | 19.09 | 19.68 |
| HSDPA Subtest-3 | 18.84 | 19.28 | 19.78 | 19.33 | 18.95 | 19.28 | 19.12 | 19.12 | 19.77 |
| HSDPA Subtest-4 | 18.87 | 19.16 | 19.21 | 18.87 | 19.25 | 19.24 | 18.86 | 18.55 | 19.51 |
| HSUPA Subtest-1 | 19.02 | 18.85 | 19.56 | 19.51 | 18.84 | 19.47 | 19.06 | 19.22 | 19.53 |
| HSUPA Subtest-2 | 18.8 | 19.51 | 19.59 | 19.39 | 18.83 | 19.27 | 19.4 | 19.04 | 19.3 |
| HSUPA Subtest-3 | 18.74 | 19.02 | 19.84 | 19.16 | 19.16 | 19.75 | 19.15 | 18.79 | 19.3 |
| HSUPA Subtest-4 | 18.99 | 19.31 | 19.63 | 19.45 | 19.35 | 19.23 | 19.15 | 19.01 | 19.68 |
| HSUPA Subtest-5 | 18.77 | 19.02 | 19.57 | 19.45 | 19.35 | 19.18 | 19.4 | 18.76 | 19.58 |

According to 3GPP 25.101 sub-clause 6.2.2, the maximum output power is allowed to be reduced by following the table.

Table 6.1A: UE maximum output power with HS-DPCCH and E-DCH

| UE Transmit Channel Configuration | CM(db) | MPR(db) |
|---|---|---|
| For all combinations of ,DPDCH,DPCCH HS-DPDCH,E-DPDCH and E-DPCCH | 0≤ CM≤3.5 | MAX(CM-1,0) |
| Note: CM=1 for βc/βd=12/15, βhs/ βc=24/15.For all other combinations of DPDCH, DPCCH, HS-DPCCH, E-DPDCH and E-DPCCH the MPR is based on the relative CM difference. | | |

The device supports MPR to solve linearity issues (ACLR or SEM) due to the higher peak-to average ratios (PAR) of the HSUPA signal. This prevents saturating the full range of the TX DAC inside of device and provides a reduced power output to the RF transceiver chip according to the Cubic Metric (a function of the combinations of DPDCH, DPCCH, HS-DPCCH, E-DPDCH and E-DPCCH).

When E-DPDCH channels are present the beta gains on those channels are reduced firsts to try to get the power under the allowed limit. If the beta gains are lowered as far as possible, then a hard limiting is applied at the maximum allowed level.

The SW currently recalculates the cubic metric every time the beta gains on the E-DPDCH are reduced. The cubic metric will likely get lower each time this is done .However, there is no reported reduction of maximum output power in the HSUPA mode since the device also provides a compensation for the power back-off by increasing the gain of TX_AGC in the transceiver (PA) device.

The end effect is that the DUT output power is identical to the case where there is no MPR in the device.

**2.4G WLAN**

| Test Mode | Frequency (MHz) | Tx Type | Measured Average Output Power (dBm) | | | Verdict |
|---|---|---|---|---|---|---|
| | | | Ant 1 | Ant 2 | Total | |
| 802.11b | 2412 | SISO | 21.56 | 21.17 | / | PASS |
| | 2437 | SISO | 21.18 | 21.88 | / | PASS |
| | 2462 | SISO | 21.48 | 21.47 | / | PASS |
| 802.11g | 2412 | SISO | 19.49 | 19.63 | / | PASS |
| | 2437 | SISO | 19.53 | 20.36 | / | PASS |
| | 2462 | SISO | 19.87 | 20.16 | / | PASS |
| 802.11n(HT20) | 2412 | MIMO | 19.5 | 19.16 | 22.34 | PASS |
| | 2437 | MIMO | 20.43 | 19.32 | 22.92 | PASS |
| | 2462 | MIMO | 19.91 | 19.47 | 22.71 | PASS |
| 802.11n(HT40) | 2422 | MIMO | 18.22 | 17.87 | 21.06 | PASS |
| | 2437 | MIMO | 18.85 | 18.19 | 21.54 | PASS |
| | 2452 | MIMO | 18.93 | 18.37 | 21.67 | PASS |

## LTE Power

| Test Band: 2 _ 1.4MHz Bandwidth | | | | | | | | | | | | |
|---|---|---|---|---|---|---|---|---|---|---|---|---|
| Modulation | RB Allocation | | Conducted Power (dBm) | | | Antenna gain | | EIRP(dBm) | | | Limit | Verdict |
| | Size | Offset | LCH | MCH | HCH | (dBd) | (dBi) | LCH | MCH | HCH | (dBm) | |
| QPSK | 1 | 0 | 23.63 | 24.38 | 24.06 | / | 1.00 | 24.63 | 25.38 | 25.06 | 33.01 | PASS |
| | | 2 | 23.64 | 24.38 | 24.11 | / | 1.00 | 24.64 | 25.38 | 25.11 | 33.01 | PASS |
| | | 5 | 23.70 | 24.16 | 23.94 | / | 1.00 | 24.70 | 25.16 | 24.94 | 33.01 | PASS |
| | 3 | 0 | 23.77 | 24.28 | 23.94 | / | 1.00 | 24.77 | 25.28 | 24.94 | 33.01 | PASS |
| | | 2 | 23.94 | 24.35 | 24.10 | / | 1.00 | 24.94 | 25.35 | 25.10 | 33.01 | PASS |
| | | 3 | 23.61 | 24.28 | 24.02 | / | 1.00 | 24.61 | 25.28 | 25.02 | 33.01 | PASS |
| | 6 | 0 | 22.71 | 23.25 | 22.95 | / | 1.00 | 23.71 | 24.25 | 23.95 | 33.01 | PASS |
| 16QAM | 1 | | 23.19 | 23.60 | 23.39 | / | 1.00 | 24.19 | 24.60 | 24.39 | 33.01 | PASS |
| | | 2 | 23.30 | 23.73 | 23.42 | / | 1.00 | 24.30 | 24.73 | 24.42 | 33.01 | PASS |
| | | 5 | 23.18 | 23.65 | 23.13 | / | 1.00 | 24.18 | 24.65 | 24.13 | 33.01 | PASS |
| | 3 | 0 | 23.02 | 23.07 | 22.83 | / | 1.00 | 24.02 | 24.07 | 23.83 | 33.01 | PASS |
| | | 2 | 23.06 | 23.02 | 22.72 | / | 1.00 | 24.06 | 24.02 | 23.72 | 33.01 | PASS |
| | | 3 | 22.98 | 22.86 | 22.73 | / | 1.00 | 23.98 | 23.86 | 23.73 | 33.01 | PASS |
| | 6 | 0 | 21.82 | 22.18 | 21.86 | / | 1.00 | 22.82 | 23.18 | 22.86 | 33.01 | PASS |

| Test Band: 2 _ 3MHz Bandwidth | | | | | | | | | | | | |
|---|---|---|---|---|---|---|---|---|---|---|---|---|
| Modulation | RB Allocation | | Conducted Power (dBm) | | | Antenna gain | | EIRP(dBm) | | | Limit | Verdict |
| | Size | Offset | LCH | MCH | HCH | (dBd) | (dBi) | LCH | MCH | HCH | (dBm) | |
| QPSK | 1 | 0 | 23.70 | 24.35 | 24.17 | / | 1.00 | 24.70 | 25.35 | 25.17 | 33.01 | PASS |
| | | 7 | 23.93 | 24.50 | 24.22 | / | 1.00 | 24.93 | 25.50 | 25.22 | 33.01 | PASS |
| | | 14 | 23.54 | 24.19 | 23.88 | / | 1.00 | 24.54 | 25.19 | 24.88 | 33.01 | PASS |
| | 8 | 0 | 22.76 | 23.46 | 23.23 | / | 1.00 | 23.76 | 24.46 | 24.23 | 33.01 | PASS |
| | | 4 | 22.63 | 23.38 | 23.03 | / | 1.00 | 23.63 | 24.38 | 24.03 | 33.01 | PASS |
| | | 7 | 22.64 | 23.37 | 23.06 | / | 1.00 | 23.64 | 24.37 | 24.06 | 33.01 | PASS |
| | 15 | 0 | 22.72 | 23.35 | 23.19 | / | 1.00 | 23.72 | 24.35 | 24.19 | 33.01 | PASS |
| 16QAM | 1 | | 22.77 | 23.57 | 23.07 | / | 1.00 | 23.77 | 24.57 | 24.07 | 33.01 | PASS |
| | | 7 | 22.73 | 23.44 | 22.85 | / | 1.00 | 23.73 | 24.44 | 23.85 | 33.01 | PASS |
| | | 14 | 22.33 | 23.32 | 22.20 | / | 1.00 | 23.33 | 24.32 | 23.20 | 33.01 | PASS |
| | 8 | 0 | 21.45 | 22.53 | 22.29 | / | 1.00 | 22.45 | 23.53 | 23.29 | 33.01 | PASS |
| | | 4 | 21.37 | 22.48 | 22.18 | / | 1.00 | 22.37 | 23.48 | 23.18 | 33.01 | PASS |
| | | 7 | 21.31 | 22.50 | 22.24 | / | 1.00 | 22.31 | 23.50 | 23.24 | 33.01 | PASS |
| | 15 | 0 | 21.54 | 22.40 | 21.93 | / | 1.00 | 22.54 | 23.40 | 22.93 | 33.01 | PASS |

| Test Band: 2 _ 5MHz Bandwidth | | | | | | | | | | | | |
|---|---|---|---|---|---|---|---|---|---|---|---|---|
| Modulation | RB Allocation | | Conducted Power (dBm) | | | Antenna gain | | EIRP(dBm) | | | Limit | Verdict |
| | Size | Offset | LCH | MCH | HCH | (dBd) | (dBi) | LCH | MCH | HCH | (dBm) | |
| QPSK | 1 | 0 | 23.49 | 24.54 | 24.17 | / | 1.00 | 24.49 | 25.54 | 25.17 | 33.01 | PASS |
| | | 13 | 23.34 | 24.43 | 23.96 | / | 1.00 | 24.34 | 25.43 | 24.96 | 33.01 | PASS |
| | | 24 | 23.21 | 24.08 | 24.00 | / | 1.00 | 24.21 | 25.08 | 25.00 | 33.01 | PASS |
| | 12 | 0 | 22.67 | 23.50 | 23.33 | / | 1.00 | 23.67 | 24.50 | 24.33 | 33.01 | PASS |
| | | 6 | 22.63 | 23.42 | 23.17 | / | 1.00 | 23.63 | 24.42 | 24.17 | 33.01 | PASS |
| | | 13 | 22.46 | 23.20 | 23.11 | / | 1.00 | 23.46 | 24.20 | 24.11 | 33.01 | PASS |
| | 25 | 0 | 22.58 | 23.36 | 23.23 | / | 1.00 | 23.58 | 24.36 | 24.23 | 33.01 | PASS |
| 16QAM | 1 | | 23.15 | 23.77 | 23.05 | / | 1.00 | 24.15 | 24.77 | 24.05 | 33.01 | PASS |
| | | 13 | 22.76 | 23.70 | 22.72 | / | 1.00 | 23.76 | 24.70 | 23.72 | 33.01 | PASS |
| | | 24 | 22.44 | 23.54 | 22.39 | / | 1.00 | 23.44 | 24.54 | 23.39 | 33.01 | PASS |
| | 12 | 0 | 21.76 | 22.37 | 22.23 | / | 1.00 | 22.76 | 23.37 | 23.23 | 33.01 | PASS |
| | | 6 | 21.66 | 22.28 | 22.07 | / | 1.00 | 22.66 | 23.28 | 23.07 | 33.01 | PASS |
| | | 13 | 21.50 | 22.18 | 21.93 | / | 1.00 | 22.50 | 23.18 | 22.93 | 33.01 | PASS |
| | 25 | 0 | 21.52 | 22.35 | 22.14 | / | 1.00 | 22.52 | 23.35 | 23.14 | 33.01 | PASS |

| Test Band: 2 _ 10MHz Bandwidth | | | | | | | | | | | | |
|---|---|---|---|---|---|---|---|---|---|---|---|---|
| Modulation | RB Allocation | | Conducted Power (dBm) | | | Antenna gain | | EIRP(dBm) | | | Limit | Verdict |
| | Size | Offset | LCH | MCH | HCH | (dBd) | (dBi) | LCH | MCH | HCH | (dBm) | |
| QPSK | 1 | 0 | 23.62 | 24.57 | 24.11 | / | 1.00 | 24.62 | 25.57 | 25.11 | 33.01 | PASS |
| | | 25 | 23.76 | 24.62 | 24.45 | / | 1.00 | 24.76 | 25.62 | 25.45 | 33.01 | PASS |
| | | 49 | 23.05 | 23.69 | 23.91 | / | 1.00 | 24.05 | 24.69 | 24.91 | 33.01 | PASS |
| | 25 | 0 | 22.55 | 23.45 | 23.42 | / | 1.00 | 23.55 | 24.45 | 24.42 | 33.01 | PASS |
| | | 13 | 22.49 | 23.38 | 23.40 | / | 1.00 | 23.49 | 24.38 | 24.40 | 33.01 | PASS |
| | | 25 | 22.24 | 23.05 | 23.14 | / | 1.00 | 23.24 | 24.05 | 24.14 | 33.01 | PASS |
| | 50 | 0 | 22.45 | 23.29 | 23.36 | / | 1.00 | 23.45 | 24.29 | 24.36 | 33.01 | PASS |
| 16QAM | 1 | | 22.76 | 24.05 | 23.26 | / | 1.00 | 23.76 | 25.05 | 24.26 | 33.01 | PASS |
| | | 25 | 23.11 | 23.64 | 23.43 | / | 1.00 | 24.11 | 24.64 | 24.43 | 33.01 | PASS |
| | | 49 | 22.28 | 23.28 | 22.48 | / | 1.00 | 23.28 | 24.28 | 23.48 | 33.01 | PASS |
| | 25 | 0 | 21.68 | 22.40 | 22.42 | / | 1.00 | 22.68 | 23.40 | 23.42 | 33.01 | PASS |
| | | 13 | 21.56 | 22.31 | 22.38 | / | 1.00 | 22.56 | 23.31 | 23.38 | 33.01 | PASS |
| | | 25 | 21.30 | 22.15 | 22.07 | / | 1.00 | 22.30 | 23.15 | 23.07 | 33.01 | PASS |
| | 50 | 0 | 21.45 | 22.19 | 22.12 | / | 1.00 | 22.45 | 23.19 | 23.12 | 33.01 | PASS |

| Test Band: 2 _ 15MHz Bandwidth | | | | | | | | | | | | |
|---|---|---|---|---|---|---|---|---|---|---|---|---|
| Modulation | RB Allocation | | Conducted Power (dBm) | | | Antenna gain | | EIRP(dBm) | | | Limit | Verdict |
| | Size | Offset | LCH | MCH | HCH | (dBd) | (dBi) | LCH | MCH | HCH | (dBm) | |
| QPSK | 1 | 0 | 23.59 | 24.57 | 23.83 | / | 1.00 | 24.59 | 25.57 | 24.83 | 33.01 | PASS |
| | | 38 | 23.35 | 24.48 | 24.46 | / | 1.00 | 24.35 | 25.48 | 25.46 | 33.01 | PASS |
| | | 74 | 23.36 | 23.54 | 23.84 | / | 1.00 | 24.36 | 24.54 | 24.84 | 33.01 | PASS |
| | 36 | 0 | 22.51 | 23.58 | 23.19 | / | 1.00 | 23.51 | 24.58 | 24.19 | 33.01 | PASS |
| | | 18 | 22.40 | 23.39 | 23.42 | / | 1.00 | 23.40 | 24.39 | 24.42 | 33.01 | PASS |
| | | 39 | 22.38 | 22.87 | 23.30 | / | 1.00 | 23.38 | 23.87 | 24.30 | 33.01 | PASS |
| | 75 | 0 | 22.51 | 23.28 | 23.24 | / | 1.00 | 23.51 | 24.28 | 24.24 | 33.01 | PASS |
| 16QAM | 1 | | 22.67 | 23.98 | 22.23 | / | 1.00 | 23.67 | 24.98 | 23.23 | 33.01 | PASS |
| | | 38 | 22.48 | 23.42 | 24.15 | / | 1.00 | 23.48 | 24.42 | 25.15 | 33.01 | PASS |
| | | 74 | 21.66 | 22.89 | 22.43 | / | 1.00 | 22.66 | 23.89 | 23.43 | 33.01 | PASS |
| | 36 | 0 | 21.53 | 22.67 | 22.22 | / | 1.00 | 22.53 | 23.67 | 23.22 | 33.01 | PASS |
| | | 18 | 21.50 | 22.48 | 22.37 | / | 1.00 | 22.50 | 23.48 | 23.37 | 33.01 | PASS |
| | | 39 | 21.21 | 22.05 | 22.16 | / | 1.00 | 22.21 | 23.05 | 23.16 | 33.01 | PASS |
| | 75 | 0 | 21.33 | 22.22 | 22.15 | / | 1.00 | 22.33 | 23.22 | 23.15 | 33.01 | PASS |

| Test Band: 2 _ 20MHz Bandwidth | | | | | | | | | | | | |
|---|---|---|---|---|---|---|---|---|---|---|---|---|
| Modulation | RB Allocation | | Conducted Power (dBm) | | | Antenna gain | | EIRP(dBm) | | | Limit | Verdict |
| | Size | Offset | LCH | MCH | HCH | (dBd) | (dBi) | LCH | MCH | HCH | (dBm) | |
| QPSK | 1 | 0 | 23.68 | 24.44 | 23.41 | / | 1.00 | 24.68 | 25.44 | 24.41 | 33.01 | PASS |
| | | 50 | 23.48 | 24.45 | 24.69 | / | 1.00 | 24.48 | 25.45 | 25.69 | 33.01 | PASS |
| | | 99 | 24.22 | 23.22 | 23.81 | / | 1.00 | 25.22 | 24.22 | 24.81 | 33.01 | PASS |
| | 50 | 0 | 22.53 | 23.62 | 22.85 | / | 1.00 | 23.53 | 24.62 | 23.85 | 33.01 | PASS |
| | | 25 | 22.45 | 23.37 | 23.40 | / | 1.00 | 23.45 | 24.37 | 24.40 | 33.01 | PASS |
| | | 50 | 22.75 | 22.81 | 23.42 | / | 1.00 | 23.75 | 23.81 | 24.42 | 33.01 | PASS |
| | 100 | 0 | 22.60 | 23.30 | 23.08 | / | 1.00 | 23.60 | 24.30 | 24.08 | 33.01 | PASS |
| 16QAM | 1 | | 22.99 | 23.26 | 22.90 | / | 1.00 | 23.99 | 24.26 | 23.90 | 33.01 | PASS |
| | | 50 | 23.05 | 23.36 | 24.06 | / | 1.00 | 24.05 | 24.36 | 25.06 | 33.01 | PASS |
| | | 99 | 23.69 | 22.14 | 22.69 | / | 1.00 | 24.69 | 23.14 | 23.69 | 33.01 | PASS |
| | 50 | 0 | 21.47 | 22.53 | 21.79 | / | 1.00 | 22.47 | 23.53 | 22.79 | 33.01 | PASS |
| | | 25 | 21.41 | 22.37 | 22.41 | / | 1.00 | 22.41 | 23.37 | 23.41 | 33.01 | PASS |
| | | 50 | 21.62 | 21.84 | 22.39 | / | 1.00 | 22.62 | 22.84 | 23.39 | 33.01 | PASS |
| | 100 | 0 | 21.54 | 22.15 | 22.11 | / | 1.00 | 22.54 | 23.15 | 23.11 | 33.01 | PASS |

| Test Band: 4 _ 1.4MHz Bandwidth | | | | | | | | | | | | |
|---|---|---|---|---|---|---|---|---|---|---|---|---|
| Modulation | RB Allocation | | Conducted Power (dBm) | | | Antenna gain | | EIRP(dBm) | | | Limit | Verdict |
| | Size | Offset | LCH | MCH | HCH | (dBd) | (dBi) | LCH | MCH | HCH | (dBm) | |
| QPSK | 1 | 0 | 23.69 | 23.45 | 24.41 | / | 1.00 | 24.69 | 24.45 | 25.41 | 30.00 | PASS |
| | | 2 | 23.77 | 23.38 | 24.37 | / | 1.00 | 24.77 | 24.38 | 25.37 | 30.00 | PASS |
| | | 5 | 23.91 | 23.21 | 24.35 | / | 1.00 | 24.91 | 24.21 | 25.35 | 30.00 | PASS |
| | 3 | 0 | 23.66 | 23.47 | 24.31 | / | 1.00 | 24.66 | 24.47 | 25.31 | 30.00 | PASS |
| | | 2 | 23.81 | 23.40 | 24.35 | / | 1.00 | 24.81 | 24.40 | 25.35 | 30.00 | PASS |
| | | 3 | 23.72 | 23.31 | 24.31 | / | 1.00 | 24.72 | 24.31 | 25.31 | 30.00 | PASS |
| | 6 | 0 | 22.66 | 22.46 | 23.45 | / | 1.00 | 23.66 | 23.46 | 24.45 | 30.00 | PASS |
| 16QAM | 1 | | 22.95 | 22.43 | 23.59 | / | 1.00 | 23.95 | 23.43 | 24.59 | 30.00 | PASS |
| | | 2 | 23.23 | 22.46 | 23.76 | / | 1.00 | 24.23 | 23.46 | 24.76 | 30.00 | PASS |
| | | 5 | 23.07 | 22.34 | 23.60 | / | 1.00 | 24.07 | 23.34 | 24.60 | 30.00 | PASS |
| | 3 | 0 | 22.56 | 22.36 | 23.15 | / | 1.00 | 23.56 | 23.36 | 24.15 | 30.00 | PASS |
| | | 2 | 22.64 | 22.45 | 23.19 | / | 1.00 | 23.64 | 23.45 | 24.19 | 30.00 | PASS |
| | | 3 | 22.57 | 22.36 | 23.15 | / | 1.00 | 23.57 | 23.36 | 24.15 | 30.00 | PASS |
| | 6 | 0 | 21.62 | 21.63 | 22.31 | / | 1.00 | 22.62 | 22.63 | 23.31 | 30.00 | PASS |

| Test Band: 4 _ 3MHz Bandwidth | | | | | | | | | | | | |
|---|---|---|---|---|---|---|---|---|---|---|---|---|
| Modulation | RB Allocation | | Conducted Power (dBm) | | | Antenna gain | | EIRP(dBm) | | | Limit | Verdict |
| | Size | Offset | LCH | MCH | HCH | (dBd) | (dBi) | LCH | MCH | HCH | (dBm) | |
| QPSK | 1 | 0 | 23.57 | 23.67 | 24.39 | / | 1.00 | 24.57 | 24.67 | 25.39 | 30.00 | PASS |
| | | 7 | 24.00 | 23.44 | 24.56 | / | 1.00 | 25.00 | 24.44 | 25.56 | 30.00 | PASS |
| | | 14 | 24.01 | 23.20 | 24.40 | / | 1.00 | 25.01 | 24.20 | 25.40 | 30.00 | PASS |
| | 8 | 0 | 22.76 | 22.63 | 23.46 | / | 1.00 | 23.76 | 23.63 | 24.46 | 30.00 | PASS |
| | | 4 | 22.88 | 22.50 | 23.44 | / | 1.00 | 23.88 | 23.50 | 24.44 | 30.00 | PASS |
| | | 7 | 22.91 | 22.36 | 23.34 | / | 1.00 | 23.91 | 23.36 | 24.34 | 30.00 | PASS |
| | 15 | 0 | 22.72 | 22.58 | 23.41 | / | 1.00 | 23.72 | 23.58 | 24.41 | 30.00 | PASS |
| 16QAM | 1 | | 22.87 | 22.54 | 23.29 | / | 1.00 | 23.87 | 23.54 | 24.29 | 30.00 | PASS |
| | | 7 | 23.21 | 22.44 | 23.51 | / | 1.00 | 24.21 | 23.44 | 24.51 | 30.00 | PASS |
| | | 14 | 23.25 | 22.18 | 23.28 | / | 1.00 | 24.25 | 23.18 | 24.28 | 30.00 | PASS |
| | 8 | 0 | 21.73 | 21.69 | 22.13 | / | 1.00 | 22.73 | 22.69 | 23.13 | 30.00 | PASS |
| | | 4 | 21.89 | 21.57 | 22.13 | / | 1.00 | 22.89 | 22.57 | 23.13 | 30.00 | PASS |
| | | 7 | 22.01 | 21.52 | 22.16 | / | 1.00 | 23.01 | 22.52 | 23.16 | 30.00 | PASS |
| | 15 | 0 | 21.72 | 21.65 | 22.29 | / | 1.00 | 22.72 | 22.65 | 23.29 | 30.00 | PASS |

| Test Band: 4 _ 5MHz Bandwidth | | | | | | | | | | | | |
|---|---|---|---|---|---|---|---|---|---|---|---|---|
| Modulation | RB Allocation | | Conducted Power (dBm) | | | Antenna gain | | EIRP(dBm) | | | Limit | Verdict |
| | Size | Offset | LCH | MCH | HCH | (dBd) | (dBi) | LCH | MCH | HCH | (dBm) | |
| QPSK | 1 | 0 | 23.42 | 23.70 | 24.30 | / | 1.00 | 24.42 | 24.70 | 25.30 | 30.00 | PASS |
| | | 13 | 23.86 | 23.25 | 24.44 | / | 1.00 | 24.86 | 24.25 | 25.44 | 30.00 | PASS |
| | | 24 | 23.94 | 22.95 | 24.37 | / | 1.00 | 24.94 | 23.95 | 25.37 | 30.00 | PASS |
| | 12 | 0 | 22.74 | 22.63 | 23.61 | / | 1.00 | 23.74 | 23.63 | 24.61 | 30.00 | PASS |
| | | 6 | 23.06 | 22.55 | 23.68 | / | 1.00 | 24.06 | 23.55 | 24.68 | 30.00 | PASS |
| | | 13 | 22.87 | 22.36 | 23.59 | / | 1.00 | 23.87 | 23.36 | 24.59 | 30.00 | PASS |
| | 25 | 0 | 22.84 | 22.59 | 23.56 | / | 1.00 | 23.84 | 23.59 | 24.56 | 30.00 | PASS |
| 16QAM | 1 | | 22.50 | 22.99 | 23.33 | / | 1.00 | 23.50 | 23.99 | 24.33 | 30.00 | PASS |
| | | 13 | 23.04 | 22.86 | 23.40 | / | 1.00 | 24.04 | 23.86 | 24.40 | 30.00 | PASS |
| | | 24 | 23.25 | 22.54 | 23.28 | / | 1.00 | 24.25 | 23.54 | 24.28 | 30.00 | PASS |
| | 12 | 0 | 21.68 | 21.60 | 22.49 | / | 1.00 | 22.68 | 22.60 | 23.49 | 30.00 | PASS |
| | | 6 | 21.81 | 21.42 | 22.63 | / | 1.00 | 22.81 | 22.42 | 23.63 | 30.00 | PASS |
| | | 13 | 21.97 | 21.28 | 22.61 | / | 1.00 | 22.97 | 22.28 | 23.61 | 30.00 | PASS |
| | 25 | 0 | 21.81 | 21.59 | 22.59 | / | 1.00 | 22.81 | 22.59 | 23.59 | 30.00 | PASS |

| Test Band: 4 _ 10MHz Bandwidth | | | | | | | | | | | | |
|---|---|---|---|---|---|---|---|---|---|---|---|---|
| Modulation | RB Allocation | | Conducted Power (dBm) | | | Antenna gain | | EIRP(dBm) | | | Limit | Verdict |
| | Size | Offset | LCH | MCH | HCH | (dBd) | (dBi) | LCH | MCH | HCH | (dBm) | |
| QPSK | 1 | 0 | 23.69 | 23.89 | 24.08 | / | 1.00 | 24.69 | 24.89 | 25.08 | 30.00 | PASS |
| | | 25 | 24.31 | 23.83 | 24.85 | / | 1.00 | 25.31 | 24.83 | 25.85 | 30.00 | PASS |
| | | 49 | 24.24 | 22.98 | 24.35 | / | 1.00 | 25.24 | 23.98 | 25.35 | 30.00 | PASS |
| | 25 | 0 | 22.88 | 22.81 | 23.42 | / | 1.00 | 23.88 | 23.81 | 24.42 | 30.00 | PASS |
| | | 13 | 23.12 | 22.55 | 23.58 | / | 1.00 | 24.12 | 23.55 | 24.58 | 30.00 | PASS |
| | | 25 | 23.24 | 22.27 | 23.55 | / | 1.00 | 24.24 | 23.27 | 24.55 | 30.00 | PASS |
| | 50 | 0 | 23.07 | 22.68 | 23.53 | / | 1.00 | 24.07 | 23.68 | 24.53 | 30.00 | PASS |
| 16QAM | 1 | | 22.72 | 23.28 | 22.64 | / | 1.00 | 23.72 | 24.28 | 23.64 | 30.00 | PASS |
| | | 25 | 23.98 | 22.74 | 23.78 | / | 1.00 | 24.98 | 23.74 | 24.78 | 30.00 | PASS |
| | | 49 | 23.37 | 22.61 | 23.10 | / | 1.00 | 24.37 | 23.61 | 24.10 | 30.00 | PASS |
| | 25 | 0 | 22.00 | 21.87 | 22.19 | / | 1.00 | 23.00 | 22.87 | 23.19 | 30.00 | PASS |
| | | 13 | 22.22 | 21.62 | 22.63 | / | 1.00 | 23.22 | 22.62 | 23.63 | 30.00 | PASS |
| | | 25 | 22.20 | 21.17 | 22.56 | / | 1.00 | 23.20 | 22.17 | 23.56 | 30.00 | PASS |
| | 50 | 0 | 22.04 | 21.56 | 22.37 | / | 1.00 | 23.04 | 22.56 | 23.37 | 30.00 | PASS |

| Test Band: 4 _ 15MHz Bandwidth | | | | | | | | | | | | |
|---|---|---|---|---|---|---|---|---|---|---|---|---|
| Modulation | RB Allocation | | Conducted Power (dBm) | | | Antenna gain | | EIRP(dBm) | | | Limit | Verdict |
| | Size | Offset | LCH | MCH | HCH | (dBd) | (dBi) | LCH | MCH | HCH | (dBm) | |
| QPSK | 1 | 0 | 23.69 | 24.19 | 23.39 | / | 1.00 | 24.69 | 25.19 | 24.39 | 30.00 | PASS |
| | | 38 | 24.44 | 23.42 | 24.43 | / | 1.00 | 25.44 | 24.42 | 25.43 | 30.00 | PASS |
| | | 74 | 24.22 | 23.09 | 24.14 | / | 1.00 | 25.22 | 24.09 | 25.14 | 30.00 | PASS |
| | 36 | 0 | 23.09 | 23.00 | 22.96 | / | 1.00 | 24.09 | 24.00 | 23.96 | 30.00 | PASS |
| | | 18 | 23.31 | 22.56 | 23.47 | / | 1.00 | 24.31 | 23.56 | 24.47 | 30.00 | PASS |
| | | 39 | 23.34 | 22.25 | 23.58 | / | 1.00 | 24.34 | 23.25 | 24.58 | 30.00 | PASS |
| | 75 | 0 | 23.17 | 22.67 | 23.31 | / | 1.00 | 24.17 | 23.67 | 24.31 | 30.00 | PASS |
| 16QAM | 1 | | 23.10 | 23.17 | 22.38 | / | 1.00 | 24.10 | 24.17 | 23.38 | 30.00 | PASS |
| | | 38 | 23.65 | 22.49 | 23.36 | / | 1.00 | 24.65 | 23.49 | 24.36 | 30.00 | PASS |
| | | 74 | 23.78 | 22.19 | 23.16 | / | 1.00 | 24.78 | 23.19 | 24.16 | 30.00 | PASS |
| | 36 | 0 | 22.06 | 21.89 | 21.80 | / | 1.00 | 23.06 | 22.89 | 22.80 | 30.00 | PASS |
| | | 18 | 22.37 | 21.57 | 22.55 | / | 1.00 | 23.37 | 22.57 | 23.55 | 30.00 | PASS |
| | | 39 | 22.18 | 21.17 | 22.63 | / | 1.00 | 23.18 | 22.17 | 23.63 | 30.00 | PASS |
| | 75 | 0 | 22.23 | 21.56 | 22.41 | / | 1.00 | 23.23 | 22.56 | 23.41 | 30.00 | PASS |

| Test Band: 4 _ 20MHz Bandwidth | | | | | | | | | | | | |
|---|---|---|---|---|---|---|---|---|---|---|---|---|
| Modulation | RB Allocation | | Conducted Power (dBm) | | | Antenna gain | | EIRP(dBm) | | | Limit | Verdict |
| | Size | Offset | LCH | MCH | HCH | (dBd) | (dBi) | LCH | MCH | HCH | (dBm) | |
| QPSK | 1 | 0 | 23.55 | 24.32 | 23.20 | / | 1.00 | 24.55 | 25.32 | 24.20 | 30.00 | PASS |
| | | 50 | 24.55 | 23.36 | 24.44 | / | 1.00 | 25.55 | 24.36 | 25.44 | 30.00 | PASS |
| | | 99 | 23.81 | 23.31 | 24.36 | / | 1.00 | 24.81 | 24.31 | 25.36 | 30.00 | PASS |
| | 50 | 0 | 23.17 | 23.06 | 22.68 | / | 1.00 | 24.17 | 24.06 | 23.68 | 30.00 | PASS |
| | | 25 | 23.51 | 22.52 | 23.16 | / | 1.00 | 24.51 | 23.52 | 24.16 | 30.00 | PASS |
| | | 50 | 23.41 | 22.29 | 23.47 | / | 1.00 | 24.41 | 23.29 | 24.47 | 30.00 | PASS |
| | 100 | 0 | 23.33 | 22.77 | 23.04 | / | 1.00 | 24.33 | 23.77 | 24.04 | 30.00 | PASS |
| 16QAM | 1 | | 22.70 | 23.77 | 22.75 | / | 1.00 | 23.70 | 24.77 | 23.75 | 30.00 | PASS |
| | | 50 | 23.28 | 22.92 | 24.12 | / | 1.00 | 24.28 | 23.92 | 25.12 | 30.00 | PASS |
| | | 99 | 22.17 | 22.26 | 23.87 | / | 1.00 | 23.17 | 23.26 | 24.87 | 30.00 | PASS |
| | 50 | 0 | 22.27 | 22.03 | 21.61 | / | 1.00 | 23.27 | 23.03 | 22.61 | 30.00 | PASS |
| | | 25 | 22.58 | 21.60 | 22.22 | / | 1.00 | 23.58 | 22.60 | 23.22 | 30.00 | PASS |
| | | 50 | 22.43 | 21.30 | 22.46 | / | 1.00 | 23.43 | 22.30 | 23.46 | 30.00 | PASS |
| | 100 | 0 | 22.42 | 21.65 | 22.00 | / | 1.00 | 23.42 | 22.65 | 23.00 | 30.00 | PASS |

| Test Band: 5 _ 1.4MHz Bandwidth | | | | | | | | | | | | |
|---|---|---|---|---|---|---|---|---|---|---|---|---|
| Modulation | RB Allocation | | Conducted Power (dBm) | | | Antenna gain | | ERP(dBm) | | | Limit | Verdict |
| | Size | Offset | LCH | MCH | HCH | (dBd) | (dBi) | LCH | MCH | HCH | (dBm) | |
| QPSK | 1 | 0 | 23.65 | 23.83 | 24.35 | -1.15 | 1.00 | 22.50 | 22.68 | 23.20 | 38.45 | PASS |
| | | 2 | 23.96 | 23.86 | 24.36 | -1.15 | 1.00 | 22.81 | 22.71 | 23.21 | 38.45 | PASS |
| | | 5 | 23.88 | 23.80 | 24.52 | -1.15 | 1.00 | 22.73 | 22.65 | 23.37 | 38.45 | PASS |
| | 3 | 0 | 23.86 | 23.99 | 24.30 | -1.15 | 1.00 | 22.71 | 22.84 | 23.15 | 38.45 | PASS |
| | | 2 | 23.85 | 24.13 | 24.46 | -1.15 | 1.00 | 22.70 | 22.98 | 23.31 | 38.45 | PASS |
| | | 3 | 23.79 | 23.95 | 24.25 | -1.15 | 1.00 | 22.64 | 22.80 | 23.10 | 38.45 | PASS |
| | 6 | 0 | 22.89 | 22.94 | 23.29 | -1.15 | 1.00 | 21.74 | 21.79 | 22.14 | 38.45 | PASS |
| 16QAM | 1 | | 23.40 | 22.94 | 23.24 | -1.15 | 1.00 | 22.25 | 21.79 | 22.09 | 38.45 | PASS |
| | | 2 | 23.54 | 23.31 | 23.44 | -1.15 | 1.00 | 22.39 | 22.16 | 22.29 | 38.45 | PASS |
| | | 5 | 23.29 | 23.36 | 23.13 | -1.15 | 1.00 | 22.14 | 22.21 | 21.98 | 38.45 | PASS |
| | 3 | 0 | 22.66 | 22.62 | 23.01 | -1.15 | 1.00 | 21.51 | 21.47 | 21.86 | 38.45 | PASS |
| | | 2 | 22.73 | 22.57 | 23.46 | -1.15 | 1.00 | 21.58 | 21.42 | 22.31 | 38.45 | PASS |
| | | 3 | 22.85 | 22.53 | 23.39 | -1.15 | 1.00 | 21.70 | 21.38 | 22.24 | 38.45 | PASS |
| | 6 | 0 | 21.84 | 21.99 | 22.42 | -1.15 | 1.00 | 20.69 | 20.84 | 21.27 | 38.45 | PASS |

| Test Band: 5 _ 3MHz Bandwidth | | | | | | | | | | | | |
|---|---|---|---|---|---|---|---|---|---|---|---|---|
| Modulation | RB Allocation | | Conducted Power (dBm) | | | Antenna gain | | ERP(dBm) | | | Limit | Verdict |
| | Size | Offset | LCH | MCH | HCH | (dBd) | (dBi) | LCH | MCH | HCH | (dBm) | |
| QPSK | 1 | 0 | 23.90 | 23.96 | 24.37 | -1.15 | 1.00 | 22.75 | 22.81 | 23.22 | 38.45 | PASS |
| | | 7 | 23.87 | 24.12 | 24.29 | -1.15 | 1.00 | 22.72 | 22.97 | 23.14 | 38.45 | PASS |
| | | 14 | 23.76 | 24.04 | 24.10 | -1.15 | 1.00 | 22.61 | 22.89 | 22.95 | 38.45 | PASS |
| | 8 | 0 | 22.92 | 23.09 | 23.45 | -1.15 | 1.00 | 21.77 | 21.94 | 22.30 | 38.45 | PASS |
| | | 4 | 22.82 | 23.11 | 23.43 | -1.15 | 1.00 | 21.67 | 21.96 | 22.28 | 38.45 | PASS |
| | | 7 | 22.84 | 23.10 | 23.35 | -1.15 | 1.00 | 21.69 | 21.95 | 22.20 | 38.45 | PASS |
| | 15 | 0 | 22.87 | 23.08 | 23.51 | -1.15 | 1.00 | 21.72 | 21.93 | 22.36 | 38.45 | PASS |
| 16QAM | 1 | | 22.85 | 22.88 | 23.24 | -1.15 | 1.00 | 21.70 | 21.73 | 22.09 | 38.45 | PASS |
| | | 7 | 22.88 | 22.97 | 23.62 | -1.15 | 1.00 | 21.73 | 21.82 | 22.47 | 38.45 | PASS |
| | | 14 | 22.62 | 22.99 | 23.22 | -1.15 | 1.00 | 21.47 | 21.84 | 22.07 | 38.45 | PASS |
| | 8 | 0 | 21.66 | 22.09 | 22.32 | -1.15 | 1.00 | 20.51 | 20.94 | 21.17 | 38.45 | PASS |
| | | 4 | 21.57 | 22.13 | 22.23 | -1.15 | 1.00 | 20.42 | 20.98 | 21.08 | 38.45 | PASS |
| | | 7 | 21.50 | 22.10 | 22.14 | -1.15 | 1.00 | 20.35 | 20.95 | 20.99 | 38.45 | PASS |
| | 15 | 0 | 21.82 | 21.88 | 22.42 | -1.15 | 1.00 | 20.67 | 20.73 | 21.27 | 38.45 | PASS |

| Test Band: 5 _ 5MHz Bandwidth | | | | | | | | | | | | |
|---|---|---|---|---|---|---|---|---|---|---|---|---|
| Modulation | RB Allocation | | Conducted Power (dBm) | | | Antenna gain | | ERP(dBm) | | | Limit | Verdict |
| | Size | Offset | LCH | MCH | HCH | (dBd) | (dBi) | LCH | MCH | HCH | (dBm) | |
| QPSK | 1 | 0 | 23.76 | 23.89 | 24.14 | -1.15 | 1.00 | 22.61 | 22.74 | 22.99 | 38.45 | PASS |
| | | 13 | 23.48 | 24.05 | 24.36 | -1.15 | 1.00 | 22.33 | 22.90 | 23.21 | 38.45 | PASS |
| | | 24 | 23.30 | 23.87 | 24.09 | -1.15 | 1.00 | 22.15 | 22.72 | 22.94 | 38.45 | PASS |
| | 12 | 0 | 22.83 | 23.02 | 23.40 | -1.15 | 1.00 | 21.68 | 21.87 | 22.25 | 38.45 | PASS |
| | | 6 | 22.84 | 23.07 | 23.50 | -1.15 | 1.00 | 21.69 | 21.92 | 22.35 | 38.45 | PASS |
| | | 13 | 22.71 | 23.13 | 23.36 | -1.15 | 1.00 | 21.56 | 21.98 | 22.21 | 38.45 | PASS |
| | 25 | 0 | 22.81 | 23.01 | 23.50 | -1.15 | 1.00 | 21.66 | 21.86 | 22.35 | 38.45 | PASS |
| 16QAM | 1 | | 22.78 | 23.13 | 22.95 | -1.15 | 1.00 | 21.63 | 21.98 | 21.80 | 38.45 | PASS |
| | | 13 | 22.73 | 23.33 | 23.34 | -1.15 | 1.00 | 21.58 | 22.18 | 22.19 | 38.45 | PASS |
| | | 24 | 22.56 | 23.33 | 22.83 | -1.15 | 1.00 | 21.41 | 22.18 | 21.68 | 38.45 | PASS |
| | 12 | 0 | 21.73 | 21.93 | 22.40 | -1.15 | 1.00 | 20.58 | 20.78 | 21.25 | 38.45 | PASS |
| | | 6 | 21.91 | 21.89 | 22.49 | -1.15 | 1.00 | 20.76 | 20.74 | 21.34 | 38.45 | PASS |
| | | 13 | 21.71 | 22.05 | 22.35 | -1.15 | 1.00 | 20.56 | 20.90 | 21.20 | 38.45 | PASS |
| | 25 | 0 | 21.80 | 22.06 | 22.49 | -1.15 | 1.00 | 20.65 | 20.91 | 21.34 | 38.45 | PASS |

| Test Band: 5 _ 10MHz Bandwidth | | | | | | | | | | | | |
|---|---|---|---|---|---|---|---|---|---|---|---|---|
| Modulation | RB Allocation | | Conducted Power (dBm) | | | Antenna gain | | ERP(dBm) | | | Limit | Verdict |
| | Size | Offset | LCH | MCH | HCH | (dBd) | (dBi) | LCH | MCH | HCH | (dBm) | |
| QPSK | 1 | 0 | 23.86 | 23.73 | 24.15 | -1.15 | 1.00 | 22.71 | 22.58 | 23.00 | 38.45 | PASS |
| | | 25 | 24.00 | 24.10 | 24.32 | -1.15 | 1.00 | 22.85 | 22.95 | 23.17 | 38.45 | PASS |
| | | 49 | 23.72 | 24.27 | 24.12 | -1.15 | 1.00 | 22.57 | 23.12 | 22.97 | 38.45 | PASS |
| | 25 | 0 | 22.72 | 23.00 | 23.45 | -1.15 | 1.00 | 21.57 | 21.85 | 22.30 | 38.45 | PASS |
| | | 13 | 22.75 | 23.08 | 23.56 | -1.15 | 1.00 | 21.60 | 21.93 | 22.41 | 38.45 | PASS |
| | | 25 | 22.79 | 23.23 | 23.46 | -1.15 | 1.00 | 21.64 | 22.08 | 22.31 | 38.45 | PASS |
| | 50 | 0 | 22.82 | 23.15 | 23.40 | -1.15 | 1.00 | 21.67 | 22.00 | 22.25 | 38.45 | PASS |
| 16QAM | 1 | | 22.88 | 22.94 | 23.22 | -1.15 | 1.00 | 21.73 | 21.79 | 22.07 | 38.45 | PASS |
| | | 25 | 22.80 | 23.09 | 23.59 | -1.15 | 1.00 | 21.65 | 21.94 | 22.44 | 38.45 | PASS |
| | | 49 | 22.68 | 24.05 | 23.27 | -1.15 | 1.00 | 21.53 | 22.90 | 22.12 | 38.45 | PASS |
| | 25 | 0 | 21.74 | 22.00 | 22.51 | -1.15 | 1.00 | 20.59 | 20.85 | 21.36 | 38.45 | PASS |
| | | 13 | 21.78 | 22.22 | 22.55 | -1.15 | 1.00 | 20.63 | 21.07 | 21.40 | 38.45 | PASS |
| | | 25 | 21.83 | 22.29 | 22.33 | -1.15 | 1.00 | 20.68 | 21.14 | 21.18 | 38.45 | PASS |
| | 50 | 0 | 21.88 | 22.11 | 22.33 | -1.15 | 1.00 | 20.73 | 20.96 | 21.18 | 38.45 | PASS |

| Test Band: 12 _ 1.4MHz Bandwidth | | | | | | | | | | | | |
|---|---|---|---|---|---|---|---|---|---|---|---|---|
| Modulation | RB Allocation | | Conducted Power (dBm) | | | Antenna gain | | ERP(dBm) | | | Limit | Verdict |
| | Size | Offset | LCH | MCH | HCH | (dBd) | (dBi) | LCH | MCH | HCH | (dBm) | |
| QPSK | 1 | 0 | 24.37 | 23.22 | 23.50 | -1.15 | 1.00 | 23.22 | 22.07 | 22.35 | 34.77 | PASS |
| | | 2 | 24.47 | 23.13 | 23.61 | -1.15 | 1.00 | 23.32 | 21.98 | 22.46 | 34.77 | PASS |
| | | 5 | 24.37 | 23.08 | 23.68 | -1.15 | 1.00 | 23.22 | 21.93 | 22.53 | 34.77 | PASS |
| | 3 | 0 | 24.21 | 23.24 | 23.52 | -1.15 | 1.00 | 23.06 | 22.09 | 22.37 | 34.77 | PASS |
| | | 2 | 24.23 | 23.35 | 23.59 | -1.15 | 1.00 | 23.08 | 22.20 | 22.44 | 34.77 | PASS |
| | | 3 | 24.06 | 23.25 | 23.66 | -1.15 | 1.00 | 22.91 | 22.10 | 22.51 | 34.77 | PASS |
| | 6 | 0 | 23.17 | 22.33 | 22.65 | -1.15 | 1.00 | 22.02 | 21.18 | 21.50 | 34.77 | PASS |
| 16QAM | 1 | | 23.58 | 22.12 | 22.97 | -1.15 | 1.00 | 22.43 | 20.97 | 21.82 | 34.77 | PASS |
| | | 2 | 23.66 | 22.11 | 23.01 | -1.15 | 1.00 | 22.51 | 20.96 | 21.86 | 34.77 | PASS |
| | | 5 | 23.44 | 22.07 | 23.09 | -1.15 | 1.00 | 22.29 | 20.92 | 21.94 | 34.77 | PASS |
| | 3 | 0 | 22.88 | 22.21 | 22.64 | -1.15 | 1.00 | 21.73 | 21.06 | 21.49 | 34.77 | PASS |
| | | 2 | 22.76 | 22.23 | 22.72 | -1.15 | 1.00 | 21.61 | 21.08 | 21.57 | 34.77 | PASS |
| | | 3 | 22.71 | 22.20 | 22.58 | -1.15 | 1.00 | 21.56 | 21.05 | 21.43 | 34.77 | PASS |
| | 6 | 0 | 22.11 | 21.32 | 21.95 | -1.15 | 1.00 | 20.96 | 20.17 | 20.80 | 34.77 | PASS |

| Test Band: 12 _ 3MHz Bandwidth | | | | | | | | | | | | |
|---|---|---|---|---|---|---|---|---|---|---|---|---|
| Modulation | RB Allocation | | Conducted Power (dBm) | | | Antenna gain | | ERP(dBm) | | | Limit | Verdict |
| | Size | Offset | LCH | MCH | HCH | (dBd) | (dBi) | LCH | MCH | HCH | (dBm) | |
| QPSK | 1 | 0 | 24.18 | 23.39 | 23.35 | -1.15 | 1.00 | 23.03 | 22.24 | 22.20 | 34.77 | PASS |
| | | 7 | 24.21 | 23.35 | 23.52 | -1.15 | 1.00 | 23.06 | 22.20 | 22.37 | 34.77 | PASS |
| | | 14 | 23.95 | 23.35 | 23.63 | -1.15 | 1.00 | 22.80 | 22.20 | 22.48 | 34.77 | PASS |
| | 8 | 0 | 23.05 | 22.35 | 22.45 | -1.15 | 1.00 | 21.90 | 21.20 | 21.30 | 34.77 | PASS |
| | | 4 | 23.08 | 22.27 | 22.49 | -1.15 | 1.00 | 21.93 | 21.12 | 21.34 | 34.77 | PASS |
| | | 7 | 22.98 | 22.27 | 22.49 | -1.15 | 1.00 | 21.83 | 21.12 | 21.34 | 34.77 | PASS |
| | 15 | 0 | 23.01 | 22.29 | 22.47 | -1.15 | 1.00 | 21.86 | 21.14 | 21.32 | 34.77 | PASS |
| 16QAM | 1 | | 22.72 | 22.68 | 21.89 | -1.15 | 1.00 | 21.57 | 21.53 | 20.74 | 34.77 | PASS |
| | | 7 | 22.85 | 22.54 | 21.87 | -1.15 | 1.00 | 21.70 | 21.39 | 20.72 | 34.77 | PASS |
| | | 14 | 22.49 | 22.29 | 22.33 | -1.15 | 1.00 | 21.34 | 21.14 | 21.18 | 34.77 | PASS |
| | 8 | 0 | 21.95 | 21.46 | 21.62 | -1.15 | 1.00 | 20.80 | 20.31 | 20.47 | 34.77 | PASS |
| | | 4 | 21.89 | 21.39 | 21.55 | -1.15 | 1.00 | 20.74 | 20.24 | 20.40 | 34.77 | PASS |
| | | 7 | 21.80 | 21.35 | 21.63 | -1.15 | 1.00 | 20.65 | 20.20 | 20.48 | 34.77 | PASS |
| | 15 | 0 | 21.82 | 21.10 | 21.39 | -1.15 | 1.00 | 20.67 | 19.95 | 20.24 | 34.77 | PASS |

| Test Band: 12 _ 5MHz Bandwidth | | | | | | | | | | | | |
|---|---|---|---|---|---|---|---|---|---|---|---|---|
| Modulation | RB Allocation | | Conducted Power (dBm) | | | Antenna gain | | ERP(dBm) | | | Limit | Verdict |
| | Size | Offset | LCH | MCH | HCH | (dBd) | (dBi) | LCH | MCH | HCH | (dBm) | |
| QPSK | 1 | 0 | 23.97 | 23.21 | 23.06 | -1.15 | 1.00 | 22.82 | 22.06 | 21.91 | 34.77 | PASS |
| | | 13 | 24.02 | 22.94 | 23.33 | -1.15 | 1.00 | 22.87 | 21.79 | 22.18 | 34.77 | PASS |
| | | 24 | 23.48 | 22.81 | 23.53 | -1.15 | 1.00 | 22.33 | 21.66 | 22.38 | 34.77 | PASS |
| | 12 | 0 | 23.08 | 22.23 | 22.21 | -1.15 | 1.00 | 21.93 | 21.08 | 21.06 | 34.77 | PASS |
| | | 6 | 22.93 | 22.20 | 22.38 | -1.15 | 1.00 | 21.78 | 21.05 | 21.23 | 34.77 | PASS |
| | | 13 | 22.77 | 22.17 | 22.35 | -1.15 | 1.00 | 21.62 | 21.02 | 21.20 | 34.77 | PASS |
| | 25 | 0 | 22.92 | 22.24 | 22.38 | -1.15 | 1.00 | 21.77 | 21.09 | 21.23 | 34.77 | PASS |
| 16QAM | 1 | | 23.03 | 22.57 | 21.53 | -1.15 | 1.00 | 21.88 | 21.42 | 20.38 | 34.77 | PASS |
| | | 13 | 23.11 | 22.40 | 21.97 | -1.15 | 1.00 | 21.96 | 21.25 | 20.82 | 34.77 | PASS |
| | | 24 | 22.58 | 22.28 | 22.08 | -1.15 | 1.00 | 21.43 | 21.13 | 20.93 | 34.77 | PASS |
| | 12 | 0 | 22.17 | 21.30 | 20.83 | -1.15 | 1.00 | 21.02 | 20.15 | 19.68 | 34.77 | PASS |
| | | 6 | 22.06 | 21.16 | 21.02 | -1.15 | 1.00 | 20.91 | 20.01 | 19.87 | 34.77 | PASS |
| | | 13 | 21.72 | 21.01 | 21.46 | -1.15 | 1.00 | 20.57 | 19.86 | 20.31 | 34.77 | PASS |
| | 25 | 0 | 21.88 | 21.30 | 21.39 | -1.15 | 1.00 | 20.73 | 20.15 | 20.24 | 34.77 | PASS |

| Test Band: 12 _ 10MHz Bandwidth | | | | | | | | | | | | |
|---|---|---|---|---|---|---|---|---|---|---|---|---|
| Modulation | RB Allocation | | Conducted Power (dBm) | | | Antenna gain | | ERP(dBm) | | | Limit | Verdict |
| | Size | Offset | LCH | MCH | HCH | (dBd) | (dBi) | LCH | MCH | HCH | (dBm) | |
| QPSK | 1 | 0 | 24.09 | 23.56 | 23.26 | -1.15 | 1.00 | 22.94 | 22.41 | 22.11 | 34.77 | PASS |
| | | 25 | 23.83 | 23.33 | 23.39 | -1.15 | 1.00 | 22.68 | 22.18 | 22.24 | 34.77 | PASS |
| | | 49 | 23.05 | 23.13 | 23.56 | -1.15 | 1.00 | 21.90 | 21.98 | 22.41 | 34.77 | PASS |
| | 25 | 0 | 22.84 | 22.46 | 22.23 | -1.15 | 1.00 | 21.69 | 21.31 | 21.08 | 34.77 | PASS |
| | | 13 | 22.68 | 22.30 | 22.35 | -1.15 | 1.00 | 21.53 | 21.15 | 21.20 | 34.77 | PASS |
| | | 25 | 22.27 | 22.11 | 22.32 | -1.15 | 1.00 | 21.12 | 20.96 | 21.17 | 34.77 | PASS |
| | 50 | 0 | 22.59 | 22.24 | 22.23 | -1.15 | 1.00 | 21.44 | 21.09 | 21.08 | 34.77 | PASS |
| 16QAM | 1 | | 23.32 | 22.93 | 21.51 | -1.15 | 1.00 | 22.17 | 21.78 | 20.36 | 34.77 | PASS |
| | | 25 | 23.30 | 22.61 | 22.30 | -1.15 | 1.00 | 22.15 | 21.46 | 21.15 | 34.77 | PASS |
| | | 49 | 22.11 | 22.41 | 22.35 | -1.15 | 1.00 | 20.96 | 21.26 | 21.20 | 34.77 | PASS |
| | 25 | 0 | 22.10 | 21.65 | 21.18 | -1.15 | 1.00 | 20.95 | 20.50 | 20.03 | 34.77 | PASS |
| | | 13 | 21.79 | 21.38 | 21.34 | -1.15 | 1.00 | 20.64 | 20.23 | 20.19 | 34.77 | PASS |
| | | 25 | 21.38 | 21.00 | 21.30 | -1.15 | 1.00 | 20.23 | 19.85 | 20.15 | 34.77 | PASS |
| | 50 | 0 | 21.59 | 21.20 | 21.30 | -1.15 | 1.00 | 20.44 | 20.05 | 20.15 | 34.77 | PASS |

| Test Band: 13 _ 5MHz Bandwidth | | | | | | | | | | | | |
|---|---|---|---|---|---|---|---|---|---|---|---|---|
| Modulation | RB Allocation | | Conducted Power (dBm) | | | Antenna gain | | ERP(dBm) | | | Limit | Verdict |
| | Size | Offset | LCH | MCH | HCH | (dBd) | (dBi) | LCH | MCH | HCH | (dBm) | |
| QPSK | 1 | 0 | 24.17 | 24.59 | 24.59 | -1.15 | 1.00 | 23.02 | 23.44 | 23.44 | 34.77 | PASS |
| | | 13 | 24.71 | 24.45 | 24.69 | -1.15 | 1.00 | 23.56 | 23.30 | 23.54 | 34.77 | PASS |
| | | 24 | 24.43 | 24.45 | 24.63 | -1.15 | 1.00 | 23.28 | 23.30 | 23.48 | 34.77 | PASS |
| | 12 | 0 | 23.47 | 23.79 | 23.68 | -1.15 | 1.00 | 22.32 | 22.64 | 22.53 | 34.77 | PASS |
| | | 6 | 23.81 | 23.75 | 23.70 | -1.15 | 1.00 | 22.66 | 22.60 | 22.55 | 34.77 | PASS |
| | | 13 | 23.72 | 23.72 | 23.62 | -1.15 | 1.00 | 22.57 | 22.57 | 22.47 | 34.77 | PASS |
| | 25 | 0 | 23.68 | 23.83 | 23.50 | -1.15 | 1.00 | 22.53 | 22.68 | 22.35 | 34.77 | PASS |
| 16QAM | 1 | | 23.39 | 23.88 | 23.38 | -1.15 | 1.00 | 22.24 | 22.73 | 22.23 | 34.77 | PASS |
| | | 13 | 23.97 | 24.12 | 23.34 | -1.15 | 1.00 | 22.82 | 22.97 | 22.19 | 34.77 | PASS |
| | | 24 | 23.68 | 24.17 | 22.96 | -1.15 | 1.00 | 22.53 | 23.02 | 21.81 | 34.77 | PASS |
| | 12 | 0 | 22.66 | 22.54 | 22.54 | -1.15 | 1.00 | 21.51 | 21.39 | 21.39 | 34.77 | PASS |
| | | 6 | 22.73 | 22.66 | 22.64 | -1.15 | 1.00 | 21.58 | 21.51 | 21.49 | 34.77 | PASS |
| | | 13 | 22.63 | 22.63 | 22.54 | -1.15 | 1.00 | 21.48 | 21.48 | 21.39 | 34.77 | PASS |
| | 25 | 0 | 22.61 | 22.74 | 22.46 | -1.15 | 1.00 | 21.46 | 21.59 | 21.31 | 34.77 | PASS |

| Test Band: 13 _ 10MHz Bandwidth | | | | | | | | | | | | |
|---|---|---|---|---|---|---|---|---|---|---|---|---|
| Modulation | RB Allocation | | Conducted Power (dBm) | | | Antenna gain | | ERP(dBm) | | | Limit | Verdict |
| | Size | Offset | LCH | MCH | HCH | (dBd) | (dBi) | LCH | MCH | HCH | (dBm) | |
| QPSK | 1 | 0 | / | 24.31 | / | -1.15 | 1.00 | / | 23.16 | / | 34.77 | PASS |
| | | 25 | / | 24.93 | / | -1.15 | 1.00 | / | 23.78 | / | 34.77 | PASS |
| | | 49 | / | 24.36 | / | -1.15 | 1.00 | / | 23.21 | / | 34.77 | PASS |
| | 25 | 0 | / | 23.54 | / | -1.15 | 1.00 | / | 22.39 | / | 34.77 | PASS |
| | | 13 | / | 23.57 | / | -1.15 | 1.00 | / | 22.42 | / | 34.77 | PASS |
| | | 25 | / | 23.59 | / | -1.15 | 1.00 | / | 22.44 | / | 34.77 | PASS |
| | 50 | 0 | / | 23.58 | / | -1.15 | 1.00 | / | 22.43 | / | 34.77 | PASS |
| 16QAM | 1 | | / | 23.60 | / | -1.15 | 1.00 | / | 22.45 | / | 34.77 | PASS |
| | | 25 | / | 24.08 | / | -1.15 | 1.00 | / | 22.93 | / | 34.77 | PASS |
| | | 49 | / | 23.70 | / | -1.15 | 1.00 | / | 22.55 | / | 34.77 | PASS |
| | 25 | 0 | / | 22.60 | / | -1.15 | 1.00 | / | 21.45 | / | 34.77 | PASS |
| | | 13 | / | 22.63 | / | -1.15 | 1.00 | / | 21.48 | / | 34.77 | PASS |
| | | 25 | / | 22.58 | / | -1.15 | 1.00 | / | 21.43 | / | 34.77 | PASS |
| | 50 | 0 | / | 22.34 | / | -1.15 | 1.00 | / | 21.19 | / | 34.77 | PASS |

| Test Band: 14 _ 5MHz Bandwidth | | | | | | | | | | | | |
|---|---|---|---|---|---|---|---|---|---|---|---|---|
| Modulation | RB Allocation | | Conducted Power (dBm) | | | Antenna gain | | ERP(dBm) | | | Limit | Verdict |
| | Size | Offset | LCH | MCH | HCH | (dBd) | (dBi) | LCH | MCH | HCH | (dBm) | |
| QPSK | 1 | 0 | 24.37 | 24.23 | 23.71 | -1.15 | 1.00 | 23.22 | 23.08 | 22.56 | 34.77 | PASS |
| | | 13 | 24.21 | 23.90 | 23.71 | -1.15 | 1.00 | 23.06 | 22.75 | 22.56 | 34.77 | PASS |
| | | 24 | 23.76 | 23.48 | 23.45 | -1.15 | 1.00 | 22.61 | 22.33 | 22.30 | 34.77 | PASS |
| | 12 | 0 | 23.52 | 23.06 | 22.77 | -1.15 | 1.00 | 22.37 | 21.91 | 21.62 | 34.77 | PASS |
| | | 6 | 23.39 | 23.01 | 22.72 | -1.15 | 1.00 | 22.24 | 21.86 | 21.57 | 34.77 | PASS |
| | | 13 | 23.06 | 22.78 | 22.59 | -1.15 | 1.00 | 21.91 | 21.63 | 21.44 | 34.77 | PASS |
| | 25 | 0 | 23.39 | 23.05 | 22.68 | -1.15 | 1.00 | 22.24 | 21.90 | 21.53 | 34.77 | PASS |
| 16QAM | 1 | | 23.46 | 23.51 | 22.60 | -1.15 | 1.00 | 22.31 | 22.36 | 21.45 | 34.77 | PASS |
| | | 13 | 23.26 | 23.39 | 22.48 | -1.15 | 1.00 | 22.11 | 22.24 | 21.33 | 34.77 | PASS |
| | | 24 | 22.83 | 23.05 | 22.34 | -1.15 | 1.00 | 21.68 | 21.90 | 21.19 | 34.77 | PASS |
| | 12 | 0 | 22.28 | 22.01 | 21.76 | -1.15 | 1.00 | 21.13 | 20.86 | 20.61 | 34.77 | PASS |
| | | 6 | 22.20 | 21.87 | 21.70 | -1.15 | 1.00 | 21.05 | 20.72 | 20.55 | 34.77 | PASS |
| | | 13 | 21.99 | 21.63 | 21.56 | -1.15 | 1.00 | 20.84 | 20.48 | 20.41 | 34.77 | PASS |
| | 25 | 0 | 22.12 | 22.02 | 21.46 | -1.15 | 1.00 | 20.97 | 20.87 | 20.31 | 34.77 | PASS |

| Test Band: 14 _ 10MHz Bandwidth | | | | | | | | | | | | |
|---|---|---|---|---|---|---|---|---|---|---|---|---|
| Modulation | RB Allocation | | Conducted Power (dBm) | | | Antenna gain | | ERP(dBm) | | | Limit | Verdict |
| | Size | Offset | LCH | MCH | HCH | (dBd) | (dBi) | LCH | MCH | HCH | (dBm) | |
| QPSK | 1 | 0 | / | 24.60 | / | -1.15 | 1.00 | / | 23.45 | / | 34.77 | PASS |
| | | 25 | / | 24.21 | / | -1.15 | 1.00 | / | 23.06 | / | 34.77 | PASS |
| | | 49 | / | 23.44 | / | -1.15 | 1.00 | / | 22.29 | / | 34.77 | PASS |
| | 25 | 0 | / | 23.37 | / | -1.15 | 1.00 | / | 22.22 | / | 34.77 | PASS |
| | | 13 | / | 23.00 | / | -1.15 | 1.00 | / | 21.85 | / | 34.77 | PASS |
| | | 25 | / | 22.65 | / | -1.15 | 1.00 | / | 21.50 | / | 34.77 | PASS |
| | 50 | 0 | / | 23.05 | / | -1.15 | 1.00 | / | 21.90 | / | 34.77 | PASS |
| 16QAM | 1 | | / | 23.94 | / | -1.15 | 1.00 | / | 22.79 | / | 34.77 | PASS |
| | | 25 | / | 23.86 | / | -1.15 | 1.00 | / | 22.71 | / | 34.77 | PASS |
| | | 49 | / | 22.97 | / | -1.15 | 1.00 | / | 21.82 | / | 34.77 | PASS |
| | 25 | 0 | / | 22.43 | / | -1.15 | 1.00 | / | 21.28 | / | 34.77 | PASS |
| | | 13 | / | 22.16 | / | -1.15 | 1.00 | / | 21.01 | / | 34.77 | PASS |
| | | 25 | / | 21.56 | / | -1.15 | 1.00 | / | 20.41 | / | 34.77 | PASS |
| | 50 | 0 | / | 21.91 | / | -1.15 | 1.00 | / | 20.76 | / | 34.77 | PASS |

| Test Band: 41 _ 5MHz Bandwidth | | | | | | | | | | | | | | | | |
|---|---|---|---|---|---|---|---|---|---|---|---|---|---|---|---|---|
| Modulation | RB Allocation | | Conducted Power (dBm) | | | | | Antenna gain | | EIRP(dBm) | | | | | Limit (dBm) | |
| | Size | Offset | LCH | MCH1 | MCH2 | MCH3 | HCH | (dBd) | (dBi) | LCH | MCH1 | MCH2 | MCH3 | HCH | | |
| QPSK | 1 | 0 | 23.37 | 24.14 | 24.19 | 23.78 | 23.79 | / | 1 | 24.37 | 25.14 | 25.19 | 24.78 | 24.79 | 33.01 | PASS |
| | | 13 | 23.39 | 24.59 | 24.59 | 23.90 | 23.93 | / | 1 | 24.39 | 25.59 | 25.59 | 24.90 | 24.93 | 33.01 | PASS |
| | | 24 | 23.44 | 24.72 | 24.72 | 23.68 | 23.73 | / | 1 | 24.44 | 25.72 | 25.72 | 24.68 | 24.73 | 33.01 | PASS |
| | 12 | 0 | 22.64 | 23.59 | 23.61 | 23.10 | 23.14 | / | 1 | 23.64 | 24.59 | 24.61 | 24.10 | 24.14 | 33.01 | PASS |
| | | 6 | 22.77 | 23.77 | 23.79 | 23.04 | 23.07 | / | 1 | 23.77 | 24.77 | 24.79 | 24.04 | 24.07 | 33.01 | PASS |
| | | 13 | 22.81 | 23.88 | 23.91 | 23.02 | 23.05 | / | 1 | 23.81 | 24.88 | 24.91 | 24.02 | 24.05 | 33.01 | PASS |
| | 25 | 0 | 22.8 | 23.77 | 23.78 | 23.10 | 23.13 | / | 1 | 23.8 | 24.77 | 24.78 | 24.10 | 24.13 | 33.01 | PASS |
| 16QAM | 1 | | 22.84 | 23.28 | 23.32 | 23.34 | 23.34 | / | 1 | 23.84 | 24.28 | 24.32 | 24.34 | 24.34 | 33.01 | PASS |
| | | 13 | 23.01 | 23.75 | 23.77 | 23.59 | 23.61 | / | 1 | 24.01 | 24.75 | 24.77 | 24.59 | 24.61 | 33.01 | PASS |
| | | 24 | 23.26 | 23.67 | 23.7 | 23.19 | 23.23 | / | 1 | 24.26 | 24.67 | 24.7 | 24.19 | 24.23 | 33.01 | PASS |
| | 12 | 0 | 21.64 | 22.41 | 22.43 | 21.88 | 21.9 | / | 1 | 22.64 | 23.41 | 23.43 | 22.88 | 22.9 | 33.01 | PASS |
| | | 6 | 21.67 | 22.65 | 22.66 | 21.93 | 21.95 | / | 1 | 22.67 | 23.65 | 23.66 | 22.93 | 22.95 | 33.01 | PASS |
| | | 13 | 21.6 | 22.81 | 22.83 | 21.73 | 21.77 | / | 1 | 22.6 | 23.81 | 23.83 | 22.73 | 22.77 | 33.01 | PASS |
| | 25 | 0 | 21.68 | 22.82 | 22.86 | 22.01 | 22.04 | / | 1 | 22.68 | 23.82 | 23.86 | 23.01 | 23.04 | 33.01 | PASS |

| Test Band: 41 _ 10MHz Bandwidth | | | | | | | | | | | | | | | | |
|---|---|---|---|---|---|---|---|---|---|---|---|---|---|---|---|---|
| Modulation | RB Allocation | | Conducted Power (dBm) | | | | | Antenna gain | | EIRP(dBm) | | | | | Limit (dBm) | Verdict |
| | Size | Offset | LCH | MCH1 | MCH2 | MCH3 | HCH | (dBd) | (dBi) | LCH | MCH1 | MCH2 | MCH3 | HCH | | |
| QPSK | 1 | 0 | 23.43 | 24.18 | 24.22 | 23.81 | 23.86 | / | 1 | 24.43 | 25.18 | 25.22 | 24.81 | 24.86 | 33.01 | PASS |
| | | 25 | 23.71 | 24.86 | 24.89 | 24.00 | 24.03 | / | 1 | 24.71 | 25.86 | 25.89 | 25.00 | 25.03 | 33.01 | PASS |
| | | 49 | 23.94 | 25.12 | 25.17 | 24.02 | 24.06 | / | 1 | 24.94 | 26.12 | 26.17 | 25.02 | 25.06 | 33.01 | PASS |
| | 25 | 0 | 22.79 | 23.51 | 23.55 | 23.02 | 23.07 | / | 1 | 23.79 | 24.51 | 24.55 | 24.02 | 24.07 | 33.01 | PASS |
| | | 13 | 22.98 | 23.83 | 23.84 | 23.05 | 23.07 | / | 1 | 23.98 | 24.83 | 24.84 | 24.05 | 24.07 | 33.01 | PASS |
| | | 25 | 23.05 | 23.91 | 23.93 | 23.05 | 23.07 | / | 1 | 24.05 | 24.91 | 24.93 | 24.05 | 24.07 | 33.01 | PASS |
| | 50 | 0 | 22.93 | 23.64 | 23.68 | 22.97 | 23 | / | 1 | 23.93 | 24.64 | 24.68 | 23.97 | 24 | 33.01 | PASS |
| 16QAM | 1 | | 22.96 | 23.80 | 23.81 | 22.31 | 22.33 | / | 1 | 23.96 | 24.80 | 24.81 | 23.31 | 23.33 | 33.01 | PASS |
| | | 25 | 23.74 | 24.35 | 24.37 | 22.87 | 22.88 | / | 1 | 24.74 | 25.35 | 25.37 | 23.87 | 23.88 | 33.01 | PASS |
| | | 49 | 23.27 | 24.56 | 24.6 | 22.45 | 22.46 | / | 1 | 24.27 | 25.56 | 25.6 | 23.45 | 23.46 | 33.01 | PASS |
| | 25 | 0 | 21.71 | 22.48 | 22.51 | 21.96 | 22 | / | 1 | 22.71 | 23.48 | 23.51 | 22.96 | 23 | 33.01 | PASS |
| | | 13 | 21.95 | 22.64 | 22.66 | 22.04 | 22.09 | / | 1 | 22.95 | 23.64 | 23.66 | 23.04 | 23.09 | 33.01 | PASS |
| | | 25 | 22.15 | 22.86 | 22.87 | 22.12 | 22.13 | / | 1 | 23.15 | 23.86 | 23.87 | 23.12 | 23.13 | 33.01 | PASS |
| | 50 | 0 | 21.81 | 22.64 | 22.68 | 21.98 | 22 | / | 1 | 22.81 | 23.64 | 23.68 | 22.98 | 23 | 33.01 | PASS |

| Test Band: 41 _ 15MHz Bandwidth | | | | | | | | | | | | | | | | |
|---|---|---|---|---|---|---|---|---|---|---|---|---|---|---|---|---|
| Modulation | RB Allocation | | Conducted Power (dBm) | | | | | Antenna gain | | EIRP(dBm) | | | | | Limit (dBm) | Verdict |
| | Size | Offset | LCH | MCH1 | MCH2 | MCH3 | HCH | (dBd) | (dBi) | LCH | MCH1 | MCH2 | MCH3 | HCH | | |
| QPSK | 1 | 0 | 23.49 | 24.02 | 24.07 | 23.49 | 23.51 | / | 1 | 24.49 | 25.02 | 25.07 | 24.49 | 24.51 | 33.01 | PASS |
| | | 38 | 23.72 | 24.93 | 24.97 | 23.80 | 23.85 | / | 1 | 24.72 | 25.93 | 25.97 | 24.80 | 24.85 | 33.01 | PASS |
| | | 74 | 23.87 | 25.22 | 25.24 | 23.96 | 23.99 | / | 1 | 24.87 | 26.22 | 26.24 | 24.96 | 24.99 | 33.01 | PASS |
| | 36 | 0 | 22.72 | 23.36 | 23.4 | 22.76 | 22.79 | / | 1 | 23.72 | 24.36 | 24.4 | 23.76 | 23.79 | 33.01 | PASS |
| | | 18 | 22.9 | 23.78 | 23.81 | 22.98 | 22.99 | / | 1 | 23.9 | 24.78 | 24.81 | 23.98 | 23.99 | 33.01 | PASS |
| | | 39 | 23.09 | 24.04 | 24.08 | 23.07 | 23.1 | / | 1 | 24.09 | 25.04 | 25.08 | 24.07 | 24.1 | 33.01 | PASS |
| | 75 | 0 | 22.96 | 23.72 | 23.73 | 22.87 | 22.9 | / | 1 | 23.96 | 24.72 | 24.73 | 23.87 | 23.9 | 33.01 | PASS |
| 16QAM | 1 | | 22.77 | 23.42 | 23.44 | 22.04 | 22.07 | / | 1 | 23.77 | 24.42 | 24.44 | 23.04 | 23.07 | 33.01 | PASS |
| | | 38 | 22.65 | 24.13 | 24.17 | 22.70 | 22.7 | / | 1 | 23.65 | 25.13 | 25.17 | 23.70 | 23.7 | 33.01 | PASS |
| | | 74 | 22.82 | 24.57 | 24.61 | 22.71 | 22.73 | / | 1 | 23.82 | 25.57 | 25.61 | 23.71 | 23.73 | 33.01 | PASS |
| | 36 | 0 | 21.59 | 22.28 | 22.29 | 21.57 | 21.57 | / | 1 | 22.59 | 23.28 | 23.29 | 22.57 | 22.57 | 33.01 | PASS |
| | | 18 | 21.85 | 22.71 | 22.75 | 21.74 | 21.77 | / | 1 | 22.85 | 23.71 | 23.75 | 22.74 | 22.77 | 33.01 | PASS |
| | | 39 | 21.92 | 22.95 | 22.98 | 21.76 | 21.76 | / | 1 | 22.92 | 23.95 | 23.98 | 22.76 | 22.76 | 33.01 | PASS |
| | 75 | 0 | 21.83 | 22.66 | 22.66 | 22.00 | 22.03 | / | 1 | 22.83 | 23.66 | 23.66 | 23.00 | 23.03 | 33.01 | PASS |

| Test Band: 41 _ 20MHz Bandwidth | | | | | | | | | | | | | | | | |
|---|---|---|---|---|---|---|---|---|---|---|---|---|---|---|---|---|
| Modulation | RB Allocation | | Conducted Power (dBm) | | | | | Antenna gain | | EIRP(dBm) | | | | | Limit (dBm) | Verdict |
| | Size | Offset | LCH | MCH1 | MCH2 | MCH3 | HCH | (dBd) | (dBi) | LCH | MCH1 | MCH2 | MCH3 | HCH | | |
| QPSK | 1 | 0 | 23.41 | 23.77 | 23.82 | 23.38 | 23.4 | / | 1 | 24.41 | 24.77 | 24.82 | 24.38 | 24.4 | 33.01 | PASS |
| | | 50 | 24.28 | 24.79 | 24.83 | 23.73 | 23.75 | / | 1 | 25.28 | 25.79 | 25.83 | 24.73 | 24.75 | 33.01 | PASS |
| | | 99 | 23.93 | 24.85 | 24.87 | 23.67 | 23.71 | / | 1 | 24.93 | 25.85 | 25.87 | 24.67 | 24.71 | 33.01 | PASS |
| | 50 | 0 | 22.78 | 23.27 | 23.29 | 22.77 | 22.78 | / | 1 | 23.78 | 24.27 | 24.29 | 23.77 | 23.78 | 33.01 | PASS |
| | | 25 | 23.04 | 23.83 | 23.86 | 22.82 | 22.84 | / | 1 | 24.04 | 24.83 | 24.86 | 23.82 | 23.84 | 33.01 | PASS |
| | | 50 | 23.06 | 24.12 | 24.13 | 23.01 | 23.06 | / | 1 | 24.06 | 25.12 | 25.13 | 24.01 | 24.06 | 33.01 | PASS |
| | 100 | 0 | 22.99 | 23.66 | 23.67 | 22.91 | 22.92 | / | 1 | 23.99 | 24.66 | 24.67 | 23.91 | 23.92 | 33.01 | PASS |
| 16QAM | 1 | | 22.87 | 22.65 | 22.67 | 23.02 | 23.05 | / | 1 | 23.87 | 23.65 | 23.67 | 24.02 | 24.05 | 33.01 | PASS |
| | | 50 | 23.75 | 23.80 | 23.82 | 23.41 | 23.44 | / | 1 | 24.75 | 24.80 | 24.82 | 24.41 | 24.44 | 33.01 | PASS |
| | | 99 | 22.88 | 23.74 | 23.77 | 23.55 | 23.56 | / | 1 | 23.88 | 24.74 | 24.77 | 24.55 | 24.56 | 33.01 | PASS |
| | 50 | 0 | 21.68 | 22.35 | 22.35 | 21.83 | 21.86 | / | 1 | 22.68 | 23.35 | 23.35 | 22.83 | 22.86 | 33.01 | PASS |
| | | 25 | 22.03 | 22.76 | 22.78 | 21.92 | 21.92 | / | 1 | 23.03 | 23.76 | 23.78 | 22.92 | 22.92 | 33.01 | PASS |
| | | 50 | 22.19 | 22.95 | 22.97 | 22.03 | 22.03 | / | 1 | 23.19 | 23.95 | 23.97 | 23.03 | 23.03 | 33.01 | PASS |
| | 100 | 0 | 21.94 | 22.55 | 22.59 | 21.85 | 21.88 | / | 1 | 22.94 | 23.55 | 23.59 | 22.85 | 22.88 | 33.01 | PASS |

| Test Band: 66 _ 1.4MHz Bandwidth | | | | | | | | | | | | |
|---|---|---|---|---|---|---|---|---|---|---|---|---|
| Modulation | RB Allocation | | Conducted Power (dBm) | | | Antenna gain | | EIRP(dBm) | | | Limit | Verdict |
| | Size | Offset | LCH | MCH | HCH | (dBd) | (dBi) | LCH | MCH | HCH | (dBm) | |
| QPSK | 1 | 0 | 23.17 | 24.36 | 24.18 | / | 1.00 | 24.17 | 25.36 | 25.18 | 30.00 | PASS |
| | | 2 | 23.29 | 24.59 | 24.20 | / | 1.00 | 24.29 | 25.59 | 25.20 | 30.00 | PASS |
| | | 5 | 23.30 | 24.52 | 24.13 | / | 1.00 | 24.30 | 25.52 | 25.13 | 30.00 | PASS |
| | 3 | 0 | 23.16 | 24.26 | 24.19 | / | 1.00 | 24.16 | 25.26 | 25.19 | 30.00 | PASS |
| | | 2 | 23.20 | 24.32 | 24.09 | / | 1.00 | 24.20 | 25.32 | 25.09 | 30.00 | PASS |
| | | 3 | 23.42 | 24.38 | 24.13 | / | 1.00 | 24.42 | 25.38 | 25.13 | 30.00 | PASS |
| | 6 | 0 | 22.34 | 23.46 | 23.13 | / | 1.00 | 23.34 | 24.46 | 24.13 | 30.00 | PASS |
| 16QAM | 1 | | 22.09 | 23.69 | 23.43 | / | 1.00 | 23.09 | 24.69 | 24.43 | 30.00 | PASS |
| | | 2 | 22.31 | 23.75 | 23.51 | / | 1.00 | 23.31 | 24.75 | 24.51 | 30.00 | PASS |
| | | 5 | 22.40 | 23.74 | 23.39 | / | 1.00 | 23.40 | 24.74 | 24.39 | 30.00 | PASS |
| | 3 | 0 | 22.06 | 23.48 | 22.90 | / | 1.00 | 23.06 | 24.48 | 23.90 | 30.00 | PASS |
| | | 2 | 22.27 | 23.53 | 22.92 | / | 1.00 | 23.27 | 24.53 | 23.92 | 30.00 | PASS |
| | | 3 | 22.31 | 23.48 | 22.75 | / | 1.00 | 23.31 | 24.48 | 23.75 | 30.00 | PASS |
| | 6 | 0 | 21.35 | 22.57 | 22.01 | / | 1.00 | 22.35 | 23.57 | 23.01 | 30.00 | PASS |

| Test Band: 66 _ 3MHz Bandwidth | | | | | | | | | | | | |
|---|---|---|---|---|---|---|---|---|---|---|---|---|
| Modulation | RB Allocation | | Conducted Power (dBm) | | | Antenna gain | | EIRP(dBm) | | | Limit | Verdict |
| | Size | Offset | LCH | MCH | HCH | (dBd) | (dBi) | LCH | MCH | HCH | (dBm) | |
| QPSK | 1 | 0 | 23.18 | 24.04 | 23.84 | / | 1.00 | 24.18 | 25.04 | 24.84 | 30.00 | PASS |
| | | 7 | 23.40 | 24.44 | 23.95 | / | 1.00 | 24.40 | 25.44 | 24.95 | 30.00 | PASS |
| | | 14 | 23.56 | 24.65 | 24.15 | / | 1.00 | 24.56 | 25.65 | 25.15 | 30.00 | PASS |
| | 8 | 0 | 22.27 | 23.37 | 23.11 | / | 1.00 | 23.27 | 24.37 | 24.11 | 30.00 | PASS |
| | | 4 | 22.40 | 23.40 | 23.15 | / | 1.00 | 23.40 | 24.40 | 24.15 | 30.00 | PASS |
| | | 7 | 22.53 | 23.47 | 23.12 | / | 1.00 | 23.53 | 24.47 | 24.12 | 30.00 | PASS |
| | 15 | 0 | 22.47 | 23.35 | 23.13 | / | 1.00 | 23.47 | 24.35 | 24.13 | 30.00 | PASS |
| 16QAM | 1 | | 21.91 | 23.53 | 22.78 | / | 1.00 | 22.91 | 24.53 | 23.78 | 30.00 | PASS |
| | | 7 | 22.20 | 23.80 | 23.07 | / | 1.00 | 23.20 | 24.80 | 24.07 | 30.00 | PASS |
| | | 14 | 22.45 | 23.61 | 23.15 | / | 1.00 | 23.45 | 24.61 | 24.15 | 30.00 | PASS |
| | 8 | 0 | 21.21 | 22.59 | 22.14 | / | 1.00 | 22.21 | 23.59 | 23.14 | 30.00 | PASS |
| | | 4 | 21.26 | 22.66 | 22.20 | / | 1.00 | 22.26 | 23.66 | 23.20 | 30.00 | PASS |
| | | 7 | 21.41 | 22.70 | 22.18 | / | 1.00 | 22.41 | 23.70 | 23.18 | 30.00 | PASS |
| | 15 | 0 | 21.21 | 22.21 | 22.14 | / | 1.00 | 22.21 | 23.21 | 23.14 | 30.00 | PASS |

| Test Band: 66 _ 5MHz Bandwidth | | | | | | | | | | | | |
|---|---|---|---|---|---|---|---|---|---|---|---|---|
| Modulation | RB Allocation | | Conducted Power (dBm) | | | Antenna gain | | EIRP(dBm) | | | Limit | Verdict |
| | Size | Offset | LCH | MCH | HCH | (dBd) | (dBi) | LCH | MCH | HCH | (dBm) | |
| QPSK | 1 | 0 | 23.13 | 23.94 | 23.72 | / | 1.00 | 24.13 | 24.94 | 24.72 | 30.00 | PASS |
| | | 13 | 23.55 | 24.41 | 23.99 | / | 1.00 | 24.55 | 25.41 | 24.99 | 30.00 | PASS |
| | | 24 | 23.67 | 24.47 | 24.04 | / | 1.00 | 24.67 | 25.47 | 25.04 | 30.00 | PASS |
| | 12 | 0 | 22.38 | 23.30 | 22.88 | / | 1.00 | 23.38 | 24.30 | 23.88 | 30.00 | PASS |
| | | 6 | 22.63 | 23.43 | 22.99 | / | 1.00 | 23.63 | 24.43 | 23.99 | 30.00 | PASS |
| | | 13 | 22.66 | 23.55 | 23.09 | / | 1.00 | 23.66 | 24.55 | 24.09 | 30.00 | PASS |
| | 25 | 0 | 22.50 | 23.38 | 22.95 | / | 1.00 | 23.50 | 24.38 | 23.95 | 30.00 | PASS |
| 16QAM | 1 | | 22.24 | 23.33 | 22.43 | / | 1.00 | 23.24 | 24.33 | 23.43 | 30.00 | PASS |
| | | 13 | 22.84 | 23.88 | 22.74 | / | 1.00 | 23.84 | 24.88 | 23.74 | 30.00 | PASS |
| | | 24 | 23.02 | 24.03 | 22.69 | / | 1.00 | 24.02 | 25.03 | 23.69 | 30.00 | PASS |
| | 12 | 0 | 21.23 | 22.27 | 21.74 | / | 1.00 | 22.23 | 23.27 | 22.74 | 30.00 | PASS |
| | | 6 | 21.38 | 22.43 | 21.95 | / | 1.00 | 22.38 | 23.43 | 22.95 | 30.00 | PASS |
| | | 13 | 21.69 | 22.18 | 22.03 | / | 1.00 | 22.69 | 23.18 | 23.03 | 30.00 | PASS |
| | 25 | 0 | 21.39 | 22.40 | 22.02 | / | 1.00 | 22.39 | 23.40 | 23.02 | 30.00 | PASS |

| Test Band: 66 _ 10MHz Bandwidth | | | | | | | | | | | | |
|---|---|---|---|---|---|---|---|---|---|---|---|---|
| Modulation | RB Allocation | | Conducted Power (dBm) | | | Antenna gain | | EIRP(dBm) | | | Limit | Verdict |
| | Size | Offset | LCH | MCH | HCH | (dBd) | (dBi) | LCH | MCH | HCH | (dBm) | |
| QPSK | 1 | 0 | 23.42 | 23.93 | 23.06 | / | 1.00 | 24.42 | 24.93 | 24.06 | 30.00 | PASS |
| | | 25 | 24.31 | 24.67 | 23.92 | / | 1.00 | 25.31 | 25.67 | 24.92 | 30.00 | PASS |
| | | 49 | 24.35 | 24.51 | 23.97 | / | 1.00 | 25.35 | 25.51 | 24.97 | 30.00 | PASS |
| | 25 | 0 | 22.61 | 23.22 | 22.48 | / | 1.00 | 23.61 | 24.22 | 23.48 | 30.00 | PASS |
| | | 13 | 23.00 | 23.56 | 22.76 | / | 1.00 | 24.00 | 24.56 | 23.76 | 30.00 | PASS |
| | | 25 | 23.24 | 23.66 | 22.92 | / | 1.00 | 24.24 | 24.66 | 23.92 | 30.00 | PASS |
| | 50 | 0 | 22.93 | 23.39 | 22.71 | / | 1.00 | 23.93 | 24.39 | 23.71 | 30.00 | PASS |
| 16QAM | 1 | | 22.64 | 22.96 | 21.83 | / | 1.00 | 23.64 | 23.96 | 22.83 | 30.00 | PASS |
| | | 25 | 23.84 | 24.18 | 22.71 | / | 1.00 | 24.84 | 25.18 | 23.71 | 30.00 | PASS |
| | | 49 | 23.71 | 23.72 | 23.07 | / | 1.00 | 24.71 | 24.72 | 24.07 | 30.00 | PASS |
| | 25 | 0 | 21.76 | 22.18 | 21.61 | / | 1.00 | 22.76 | 23.18 | 22.61 | 30.00 | PASS |
| | | 13 | 22.08 | 22.54 | 21.90 | / | 1.00 | 23.08 | 23.54 | 22.90 | 30.00 | PASS |
| | | 25 | 22.06 | 22.51 | 21.85 | / | 1.00 | 23.06 | 23.51 | 22.85 | 30.00 | PASS |
| | 50 | 0 | 21.81 | 22.29 | 21.72 | / | 1.00 | 22.81 | 23.29 | 22.72 | 30.00 | PASS |

| Test Band: 66 _ 15MHz Bandwidth | | | | | | | | | | | | |
|---|---|---|---|---|---|---|---|---|---|---|---|---|
| Modulation | RB Allocation | | Conducted Power (dBm) | | | Antenna gain | | EIRP(dBm) | | | Limit | Verdict |
| | Size | Offset | LCH | MCH | HCH | (dBd) | (dBi) | LCH | MCH | HCH | (dBm) | |
| QPSK | 1 | 0 | 23.13 | 23.88 | 22.76 | / | 1.00 | 24.13 | 24.88 | 23.76 | 30.00 | PASS |
| | | 38 | 24.27 | 24.71 | 23.44 | / | 1.00 | 25.27 | 25.71 | 24.44 | 30.00 | PASS |
| | | 74 | 24.43 | 24.64 | 24.06 | / | 1.00 | 25.43 | 25.64 | 25.06 | 30.00 | PASS |
| | 36 | 0 | 22.85 | 23.15 | 22.13 | / | 1.00 | 23.85 | 24.15 | 23.13 | 30.00 | PASS |
| | | 18 | 23.35 | 23.50 | 22.37 | / | 1.00 | 24.35 | 24.50 | 23.37 | 30.00 | PASS |
| | | 39 | 23.57 | 23.68 | 22.78 | / | 1.00 | 24.57 | 24.68 | 23.78 | 30.00 | PASS |
| | 75 | 0 | 23.28 | 23.42 | 22.43 | / | 1.00 | 24.28 | 24.42 | 23.43 | 30.00 | PASS |
| 16QAM | 1 | | 22.57 | 23.33 | 21.35 | / | 1.00 | 23.57 | 24.33 | 22.35 | 30.00 | PASS |
| | | 38 | 23.52 | 23.83 | 22.27 | / | 1.00 | 24.52 | 24.83 | 23.27 | 30.00 | PASS |
| | | 74 | 23.01 | 23.90 | 23.17 | / | 1.00 | 24.01 | 24.90 | 24.17 | 30.00 | PASS |
| | 36 | 0 | 21.90 | 22.04 | 21.09 | / | 1.00 | 22.90 | 23.04 | 22.09 | 30.00 | PASS |
| | | 18 | 22.42 | 22.54 | 21.38 | / | 1.00 | 23.42 | 23.54 | 22.38 | 30.00 | PASS |
| | | 39 | 22.41 | 22.70 | 21.60 | / | 1.00 | 23.41 | 23.70 | 22.60 | 30.00 | PASS |
| | 75 | 0 | 22.19 | 22.32 | 21.35 | / | 1.00 | 23.19 | 23.32 | 22.35 | 30.00 | PASS |

| Test Band: 66 _ 20MHz Bandwidth | | | | | | | | | | | | |
|---|---|---|---|---|---|---|---|---|---|---|---|---|
| Modulation | RB Allocation | | Conducted Power (dBm) | | | Antenna gain | | EIRP(dBm) | | | Limit | Verdict |
| | Size | Offset | LCH | MCH | HCH | (dBd) | (dBi) | LCH | MCH | HCH | (dBm) | |
| QPSK | 1 | 0 | 23.37 | 23.80 | 23.15 | / | 1.00 | 24.37 | 24.80 | 24.15 | 30.00 | PASS |
| | | 50 | 24.90 | 24.66 | 23.46 | / | 1.00 | 25.90 | 25.66 | 24.46 | 30.00 | PASS |
| | | 99 | 24.41 | 24.37 | 23.97 | / | 1.00 | 25.41 | 25.37 | 24.97 | 30.00 | PASS |
| | 50 | 0 | 23.13 | 23.10 | 22.09 | / | 1.00 | 24.13 | 24.10 | 23.09 | 30.00 | PASS |
| | | 25 | 23.62 | 23.61 | 22.23 | / | 1.00 | 24.62 | 24.61 | 23.23 | 30.00 | PASS |
| | | 50 | 23.60 | 23.66 | 22.61 | / | 1.00 | 24.60 | 24.66 | 23.61 | 30.00 | PASS |
| | 100 | 0 | 23.43 | 23.44 | 22.40 | / | 1.00 | 24.43 | 24.44 | 23.40 | 30.00 | PASS |
| 16QAM | 1 | | 22.73 | 22.82 | 22.69 | / | 1.00 | 23.73 | 23.82 | 23.69 | 30.00 | PASS |
| | | 50 | 24.30 | 23.49 | 22.92 | / | 1.00 | 25.30 | 24.49 | 23.92 | 30.00 | PASS |
| | | 99 | 23.88 | 23.33 | 22.92 | / | 1.00 | 24.88 | 24.33 | 23.92 | 30.00 | PASS |
| | 50 | 0 | 21.98 | 22.12 | 21.08 | / | 1.00 | 22.98 | 23.12 | 22.08 | 30.00 | PASS |
| | | 25 | 22.39 | 22.56 | 21.18 | / | 1.00 | 23.39 | 23.56 | 22.18 | 30.00 | PASS |
| | | 50 | 22.47 | 22.57 | 21.54 | / | 1.00 | 23.47 | 23.57 | 22.54 | 30.00 | PASS |
| | 100 | 0 | 22.44 | 22.42 | 21.36 | / | 1.00 | 23.44 | 23.42 | 22.36 | 30.00 | PASS |

| Test Band: 71 _ 5MHz Bandwidth | | | | | | | | | | | | |
|---|---|---|---|---|---|---|---|---|---|---|---|---|
| Modulation | RB Allocation | | Conducted Power (dBm) | | | Antenna gain | | ERP(dBm) | | | Limit | Verdict |
| | Size | Offset | LCH | MCH | HCH | (dBd) | (dBi) | LCH | MCH | HCH | (dBm) | |
| QPSK | 1 | 0 | 24.55 | 23.22 | 24.20 | -1.15 | 1.00 | 23.40 | 22.07 | 23.05 | 34.77 | PASS |
| | | 13 | 24.43 | 23.38 | 24.23 | -1.15 | 1.00 | 23.28 | 22.23 | 23.08 | 34.77 | PASS |
| | | 24 | 23.89 | 23.37 | 24.17 | -1.15 | 1.00 | 22.74 | 22.22 | 23.02 | 34.77 | PASS |
| | 12 | 0 | 23.43 | 22.44 | 23.37 | -1.15 | 1.00 | 22.28 | 21.29 | 22.22 | 34.77 | PASS |
| | | 6 | 23.59 | 22.45 | 23.51 | -1.15 | 1.00 | 22.44 | 21.30 | 22.36 | 34.77 | PASS |
| | | 13 | 23.27 | 22.40 | 23.37 | -1.15 | 1.00 | 22.12 | 21.26 | 22.22 | 34.77 | PASS |
| | 25 | 0 | 23.43 | 22.38 | 23.33 | -1.15 | 1.00 | 22.28 | 21.23 | 22.18 | 34.77 | PASS |
| 16QAM | 1 | | 23.50 | 22.47 | 22.80 | -1.15 | 1.00 | 22.35 | 21.32 | 21.65 | 34.77 | PASS |
| | | 13 | 23.91 | 22.92 | 23.61 | -1.15 | 1.00 | 22.76 | 21.77 | 22.46 | 34.77 | PASS |
| | | 24 | 23.11 | 22.79 | 23.57 | -1.15 | 1.00 | 21.96 | 21.64 | 22.42 | 34.77 | PASS |
| | 12 | 0 | 22.51 | 21.37 | 22.28 | -1.15 | 1.00 | 21.36 | 20.22 | 21.13 | 34.77 | PASS |
| | | 6 | 22.66 | 21.51 | 22.55 | -1.15 | 1.00 | 21.51 | 20.36 | 21.40 | 34.77 | PASS |
| | | 13 | 22.48 | 21.58 | 22.40 | -1.15 | 1.00 | 21.33 | 20.43 | 21.25 | 34.77 | PASS |
| | 25 | 0 | 22.40 | 21.52 | 22.26 | -1.15 | 1.00 | 21.25 | 20.37 | 21.11 | 34.77 | PASS |

| Test Band: 71 _ 10MHz Bandwidth | | | | | | | | | | | | |
|---|---|---|---|---|---|---|---|---|---|---|---|---|
| Modulation | RB Allocation | | Conducted Power (dBm) | | | Antenna gain | | ERP(dBm) | | | Limit | Verdict |
| | Size | Offset | LCH | MCH | HCH | (dBd) | (dBi) | LCH | MCH | HCH | (dBm) | |
| QPSK | 1 | 0 | 24.46 | 23.36 | 24.00 | -1.15 | 1.00 | 23.31 | 22.21 | 22.85 | 34.77 | PASS |
| | | 25 | 24.38 | 23.96 | 24.40 | -1.15 | 1.00 | 23.23 | 22.81 | 23.25 | 34.77 | PASS |
| | | 49 | 23.47 | 23.74 | 24.30 | -1.15 | 1.00 | 22.32 | 22.59 | 23.15 | 34.77 | PASS |
| | 25 | 0 | 23.55 | 22.54 | 23.26 | -1.15 | 1.00 | 22.40 | 21.39 | 22.11 | 34.77 | PASS |
| | | 13 | 23.26 | 22.64 | 23.55 | -1.15 | 1.00 | 22.11 | 21.49 | 22.40 | 34.77 | PASS |
| | | 25 | 23.02 | 22.66 | 23.47 | -1.15 | 1.00 | 21.87 | 21.51 | 22.32 | 34.77 | PASS |
| | 50 | 0 | 23.27 | 22.53 | 23.33 | -1.15 | 1.00 | 22.12 | 21.38 | 22.18 | 34.77 | PASS |
| 16QAM | 1 | | 23.61 | 22.76 | 23.15 | -1.15 | 1.00 | 22.46 | 21.61 | 22.00 | 34.77 | PASS |
| | | 25 | 23.60 | 22.83 | 23.61 | -1.15 | 1.00 | 22.45 | 21.68 | 22.46 | 34.77 | PASS |
| | | 49 | 22.64 | 23.30 | 23.40 | -1.15 | 1.00 | 21.49 | 22.15 | 22.25 | 34.77 | PASS |
| | 25 | 0 | 22.73 | 21.80 | 22.37 | -1.15 | 1.00 | 21.58 | 20.65 | 21.22 | 34.77 | PASS |
| | | 13 | 22.41 | 21.82 | 22.66 | -1.15 | 1.00 | 21.26 | 20.67 | 21.51 | 34.77 | PASS |
| | | 25 | 22.02 | 21.97 | 22.60 | -1.15 | 1.00 | 20.87 | 20.82 | 21.45 | 34.77 | PASS |
| | 50 | 0 | 22.25 | 21.57 | 22.51 | -1.15 | 1.00 | 21.10 | 20.42 | 21.36 | 34.77 | PASS |

| Test Band: 71 _ 15MHz Bandwidth | | | | | | | | | | | | |
|---|---|---|---|---|---|---|---|---|---|---|---|---|
| Modulation | RB Allocation | | Conducted Power (dBm) | | | Antenna gain | | ERP(dBm) | | | Limit | Verdict |
| | Size | Offset | LCH | MCH | HCH | (dBd) | (dBi) | LCH | MCH | HCH | (dBm) | |
| QPSK | 1 | 0 | 24.39 | 23.35 | 23.45 | -1.15 | 1.00 | 23.24 | 22.20 | 22.30 | 34.77 | PASS |
| | | 38 | 23.63 | 23.46 | 24.17 | -1.15 | 1.00 | 22.48 | 22.31 | 23.02 | 34.77 | PASS |
| | | 74 | 23.13 | 23.79 | 24.29 | -1.15 | 1.00 | 21.98 | 22.64 | 23.14 | 34.77 | PASS |
| | 36 | 0 | 23.24 | 22.40 | 22.98 | -1.15 | 1.00 | 22.09 | 21.25 | 21.83 | 34.77 | PASS |
| | | 18 | 22.79 | 22.49 | 23.29 | -1.15 | 1.00 | 21.64 | 21.34 | 22.14 | 34.77 | PASS |
| | | 39 | 22.51 | 22.62 | 23.48 | -1.15 | 1.00 | 21.36 | 21.47 | 22.33 | 34.77 | PASS |
| | 75 | 0 | 22.99 | 22.49 | 23.21 | -1.15 | 1.00 | 21.84 | 21.34 | 22.06 | 34.77 | PASS |
| 16QAM | 1 | | 23.44 | 22.84 | 22.63 | -1.15 | 1.00 | 22.29 | 21.69 | 21.48 | 34.77 | PASS |
| | | 38 | 22.95 | 23.35 | 23.48 | -1.15 | 1.00 | 21.80 | 22.20 | 22.33 | 34.77 | PASS |
| | | 74 | 22.14 | 23.41 | 23.65 | -1.15 | 1.00 | 20.99 | 22.26 | 22.50 | 34.77 | PASS |
| | 36 | 0 | 22.37 | 21.42 | 21.99 | -1.15 | 1.00 | 21.22 | 20.27 | 20.84 | 34.77 | PASS |
| | | 18 | 21.77 | 21.46 | 22.30 | -1.15 | 1.00 | 20.62 | 20.31 | 21.15 | 34.77 | PASS |
| | | 39 | 21.45 | 21.45 | 22.45 | -1.15 | 1.00 | 20.30 | 20.30 | 21.30 | 34.77 | PASS |
| | 75 | 0 | 21.92 | 21.38 | 22.29 | -1.15 | 1.00 | 20.77 | 20.23 | 21.14 | 34.77 | PASS |

| Test Band: 71 _ 20MHz Bandwidth | | | | | | | | | | | | |
|---|---|---|---|---|---|---|---|---|---|---|---|---|
| Modulation | RB Allocation | | Conducted Power (dBm) | | | Antenna gain | | ERP(dBm) | | | Limit | Verdict |
| | Size | Offset | LCH | MCH | HCH | (dBd) | (dBi) | LCH | MCH | HCH | (dBm) | |
| QPSK | 1 | 0 | 23.91 | 22.84 | 22.86 | -1.15 | 1.00 | 22.76 | 21.69 | 21.71 | 34.77 | PASS |
| | | 50 | 24.17 | 23.64 | 24.19 | -1.15 | 1.00 | 23.02 | 22.49 | 23.04 | 34.77 | PASS |
| | | 99 | 23.07 | 24.06 | 24.05 | -1.15 | 1.00 | 21.92 | 22.91 | 22.90 | 34.77 | PASS |
| | 50 | 0 | 23.00 | 22.36 | 22.51 | -1.15 | 1.00 | 21.85 | 21.21 | 21.36 | 34.77 | PASS |
| | | 25 | 22.62 | 22.46 | 23.09 | -1.15 | 1.00 | 21.47 | 21.31 | 21.94 | 34.77 | PASS |
| | | 50 | 22.31 | 22.69 | 23.27 | -1.15 | 1.00 | 21.16 | 21.54 | 22.12 | 34.77 | PASS |
| | 100 | 0 | 22.73 | 22.53 | 22.93 | -1.15 | 1.00 | 21.58 | 21.38 | 21.78 | 34.77 | PASS |
| 16QAM | 1 | | 23.10 | 22.22 | 22.51 | -1.15 | 1.00 | 21.95 | 21.07 | 21.36 | 34.77 | PASS |
| | | 50 | 23.98 | 22.23 | 23.79 | -1.15 | 1.00 | 22.83 | 21.08 | 22.64 | 34.77 | PASS |
| | | 99 | 23.00 | 22.48 | 23.52 | -1.15 | 1.00 | 21.85 | 21.33 | 22.37 | 34.77 | PASS |
| | 50 | 0 | 22.03 | 21.69 | 21.68 | -1.15 | 1.00 | 20.88 | 20.54 | 20.53 | 34.77 | PASS |
| | | 25 | 21.74 | 21.50 | 22.16 | -1.15 | 1.00 | 20.59 | 20.35 | 21.01 | 34.77 | PASS |
| | | 50 | 21.28 | 21.64 | 22.38 | -1.15 | 1.00 | 20.13 | 20.49 | 21.23 | 34.77 | PASS |
| | 100 | 0 | 21.69 | 21.33 | 22.04 | -1.15 | 1.00 | 20.54 | 20.18 | 20.89 | 34.77 | PASS |