FCC PART 15 SUBPART C TEST REPORT

for

Extreme Sport Video Helmet

Model No.: FALCON151S

FCC ID: 2AGD2FALCON151S

of

Applicant: Wireless VGA Inc.
Address: 10F,3-2,YuanQu,Street, NanGang District,Taipei,11503, Taiwan

Tested and Prepared

by

Worldwide Testing Services (Taiwan) Co., Ltd.

FCC Registration No.: 930600

Industry Canada filed test laboratory Reg. No. IC 5679A-1, IC 5107A-1

A2LA Accredited No.: 2732.01

Report No.: W6M21510-15372-C-1

6F, NO. 58, LANE 188, RUEY-KUANG RD., NEIHU TAIPEI 114, TAIWAN, R.O.C.
TEL: 886-2-66068877 FAX: 886-2-66068879 E-mail: wts@wts-lab.com

TABLE OF CONTENTS

1 GENERAL INFORMATION 2

1.1 NOTES 2
1.2 TESTING LABORATORY 3
1.2.1 Location 3
1.2.2 Details of accreditation status 3
1.3 DETAILS OF APPROVAL HOLDER 3
1.4 APPLICATION DETAILS 4
1.5 GENERAL INFORMATION OF TEST ITEM 4
1.6 TEST STANDARDS 5

2 TECHNICAL TEST 6

2.1 SUMMARY OF TEST RESULTS 6
2.2 TEST ENVIRONMENT 6
2.3 TEST EQUIPMENT LIST 7
2.4 GENERAL TEST PROCEDURE 9

3 TEST RESULTS (ENCLOSURE) 11

3.1 PEAK OUTPUT POWER (TRANSMITTER) 12
3.2 EQUIVALENT ISOTROPIC RADIATED POWER 16
3.3 RF EXPOSURE COMPLIANCE REQUIREMENTS 16
3.4 TRANSMITTER RADIATED EMISSIONS IN RESTRICTED BANDS 17
3.5 SPURIOUS EMISSIONS (TX) 18
3.6 RADIATED EMISSION ON THE BAND EDGE 21
3.7 MINIMUM 6 DB BANDWIDTH 24
3.8 PEAK POWER SPECTRAL DENSITY 28
3.9 RADIATED EMISSION FROM DIGITAL PART 32
3.10 POWER LINE CONDUCTED EMISSION 32

1 General Information

1.1 Notes

The purpose of conformity testing is to increase the probability of adherence to the essential requirements or conformity specifications, as appropriate.
The complexity of the technical specifications, however, means that full and thorough testing is impractical for both technical and economic reasons.
Furthermore, there is no guarantee that a test sample which has passed all the relevant tests conforms to a specification.
Neither is there any guarantee that such a test sample will interwork with other genuinely open systems.
The existence of the tests nevertheless provides the confidence that the test sample possesses the qualities as maintained and that is performance generally conforms to representative cases of communications equipment.

The test results of this test report relate exclusively to the item tested as specified in 1.5.
The test report may only be reproduced or published in full.
Reproduction or publication of extracts from the report requires the prior written approval of the Worldwide Testing Services(Taiwan) Co., Ltd.

Specific Conditions:
Usage of the hereunder tested device in combination with other integrated or external antennas requires at least additional output power measurements, spurious emission measurements, conducted emission measurements (AC supply lines) and radio frequency exposure evaluations for each individual configuration performed, for certification by FCC.
The test sample is able to work according IEEE 802.11 b/g/n.
This report is related to FCC Part 15 C (DSSS and OFDM device).

Tester:

November 19, 2015		Mark Cheng	Mark Cheng.
Date	WTS-Lab.	Name	Signature

Technical responsibility for area of testing:

November 19, 2015		Kevin Wang	Kevin Wang
Date	WTS	Name	Signature

1.2 Testing laboratory

1.2.1 Location

OATS
No.5-1, Lishui, Shuang Sing Village,
Wanli Dist., New Taipei City 207,
Taiwan (R.O.C.)
3 meter semi-anechoic chamber
No.35, Aly. 21, Ln. 228, Ankang Rd., Neihu Dist., Taipei City 114, Taiwan (R.O.C.)
TEL:886-2-6613-0228
FAX:886-2-2791-5046

Company
Worldwide Testing Services(Taiwan) Co., Ltd.
6F, NO. 58, LANE 188, RUEY-KUANG RD.
NEIHU, TAIPEI 114, TAIWAN R.O.C.
Tel : 886-2-66068877
Fax : 886-2-66068879

1.2.2 Details of accreditation status

Accredited testing laboratory
A2LA accredited number: 2732.01
FCC filed test laboratory Reg. No. 930600
Industry Canada filed test laboratory Reg. No. IC 5679A-1, IC 5107A-1

Test location, where different from Worldwide Testing Services (Taiwan) Co., Ltd. :

Name:	./.
Accredited number:	./.
Street:	./.
Town:	./.
Country:	./.
Telephone:	./.
Fax:	./.

1.3 Details of approval holder

Name:	Wireless VGA Inc.
Street:	10F,3-2,YuanQu,Street, NanGang District,
Town:	Taipei,11503,
Country:	Taiwan
Telephone:	886-2-26557155
Fax:	886-2-26557115

1.4 Application details

Date of receipt of test item: November 09, 2015

Date of test: from November 10, 2015 to November 18, 2015

1.5 General information of Test item

Type of test item: Extreme Sport Video Helmet

Model Number: FALCON151S

Brand Name: FALCON

Multi-listing model number: ./.

Photos: see Appendix

Technical data

Frequency band: 2.4 GHz – 2.4835 GHz

11b, 11g

Frequency (ch 1 or A): 2.412 GHz

Frequency (ch 6 or B): 2.437 GHz

Frequency (ch 11 or C): 2.462 GHz

Number of Channels: 11b, 11g: 11

Operation modes: duplex

Modulation Type: DSSS / OFDM

Fixed point-to-point operation: ☐ Yes / ☒ No

Type of Antenna: Chip Antenna

Antenna gain: 2.5 dBi

Power supply: Battery 1.5 Vd.c.*3, USB 5Vd.c. (power from PC)

Emission designator: 11b: DSSS: 16M2G1D
11g: OFDM: 17M8D1D

Host device: none

Classification :

Fixed Device	☐
Mobile Device (Human Body distance ＞ 20cm)	☐
Portable Device (Human Body distance ＜ 20cm)	☒

Transmitter	**Unom**
Mode A (DSSS)	
Power (ch 1 or A):	Conducted: 2.89 dBm
Power (ch 6 or B):	Conducted: 4.51 dBm
Power (ch 11 or C):	Conducted: 6.26 dBm
Mode B (OFDM)	
Power (ch 1 or A):	Conducted: 6.31 dBm
Power (ch 6 or B):	Conducted: 7.38 dBm
Power (ch 11 or C):	Conducted: 8.25 dBm

Manufacturer: (if applicable)

Name:	KYL
Street:	No.265, Sec. 3, Juguang Road., Cheting District
Town:	Kaohsiung.
Country:	Taiwan

1.6 Test standards

Technical standard : FCC RULES PART 15 SUBPART C § 15.247 (2014-10)

2 Technical test

2.1 Summary of test results

No deviations from the technical specification(s) were ascertained in the course of the tests performed. ☒

or

The deviations as specified in 2.5 were ascertained in the course of the tests performed. ☐

2.2 Test environment

Temperature:	23 ^{o}C
Relative humidity content:	20 ... 75 %
Air pressure:	86 ... 103 kPa
Power supply:	Battery 1.5 Vd.c.*3, USB 5Vd.c. (power from PC)
Extreme conditions parameters:	./.

2.3 Test Equipment List

No.	Test equipment	Type	Serial No.	Manufacturer	Cal. Date	Next Cal. Date
ETSTW-CE 001	EMI TEST RECEIVER	ESHS10	842121/013	R&S	2015/9/4	2016/9/3
ETSTW-CE 003	AC POWER SOURCE	APS-9102	D161137	GW	Function Test	
ETSTW-CE 008	HF-EICHLEITUNG RF STEP ATTENUATOR 139dB DPSP	334.6010.02	844581/024	R&S	Function Test	
ETSTW-CE 009	TEMP.&HUMIDITY CHAMBER	GTH-225-40-1P-U	MAA0305-009	GIANT FORCE	2015/7/13	2016/7/12
ETSTW-CE 016	TWO-LINE V-NETWORK	ENV216	100050	R&S	2015/9/7	2016/9/6
ETSTW-RE 004	EMI TEST RECEIVER	ESI 40	832427/004	R&S	2015/9/4	2016/9/3
ETSTW-RE 005	EMI TEST RECEIVER	ESVS10	843207/020	R&S	2015/8/14	2016/8/13
ETSTW-RE 012	TUNABLE BANDREJECT FILTER	D.C 0309	146	K&L	Function Test	
ETSTW-RE 013	TUNABLE BANDREJECT FILTER	D.C 0336	397	K&L	Function Test	
ETSTW-RE 018	MICROWAVE HORN ANTENNA	AT4560	27212	AR	2015/6/22	2016/6/21
ETSTW-RE 027	Passive Loop Antenna	6512	00034563	ETS-Lindgren	2015/6/16	2016/6/15
ETSTW-RE 030	Double-Ridged Guide Horn Antenna	3117	00035224	ETS-Lindgren	2015/3/17	2016/3/16
ETSTW-RE 045	ESA-E SERIES SPECTRUM ANALYZER	E4404B	MY45111242	Agilent	Pre-test Use	
ETSTW-RE 049	TRILOG Super Broadband test Antenna	VULB 9160	9160-3185	Schwarzbeck	2015/3/19	2016/3/18
ETSTW-RE 050	Attenuator 10dB	50HF-010-1	None	JFW	2015/3/2	2016/3/1
ETSTW-RE 051	Attenuator 6dB	50HF-006-1	None	JFW	2015/3/2	2016/3/1
ETSTW-RE 053	Attenuator 3dB	50HF-003-1	None	JFW	2015/3/2	2016/3/1
ETSTW-RE 055	SPECTRUM ANALYZER	FSU 26	200074	R&S	2015/6/8	2016/6/7
ETSTW-RE 060	Attenuator 30dB	5015-30	F651012z-01	ATM	2015/3/2	2016/3/1
ETSTW-RE 062	Amplifier Module	CHC 2	None	KMIC	2014/11/26	2015/11/25
ETSTW-RE 064	Bluetooth Test Set	MT8852B-042	6K00005709	Anritsu	Function Test	
ETSTW-RE 069	Double-Ridged Guide Horn Antenna	3117	00069377	ETS-Lindgren	Function Test	
ETSTW-RE 072	CELL SITE TEST SET	8921A	3339A00375	HP	2015/9/6	2016/9/5
ETSTW-RE 088	SOLID STATE AMPLIFIER	KMA180265A01	99057	KMIC	2015/9/21	2016/9/20
ETSTW-RE 099	DC Block	50DB-007-1	None	JFW	2015/3/2	2016/3/1
ETSTW-RE 111	TRILOG Super Broadband test Antenna	VULB 9160	9160-3309	Schwarz beck	2015/9/18	2016/9/17
ETSTW-RE 112	AC POWER SOURCE	TFC-1005	T-0A023536	T-Power	Function test	
ETSTW-RE 115	2.4GHz Notch Filter	N0124411	473874	MICROWAVE CIRCUITS	2015/1/7	2016/1/6
ETSTW-RE 120	RF Player	MP9200	MP9210-111022	ADIVIC	Function test	
ETSTW-RE 122	SIGNAL GENERATOR	SMF100A	102149	R&S	2015/6/8	2016/6/7
ETSTW-RE 125	5GHz Notch filter	5NSL11-5200/E221.3-O/O	1	K&L Microwave	2015/8/11	2016/8/10
ETSTW-RE 126	5GHz Notch filter	5NSL11-5800/E221.3-O/O	1	K&L Microwave	2015/8/11	2016/8/10
ETSTW-RE 127	RF Switch Box	RFS-01	None	WTS	2015/3/2	2016/3/1

ETSTW-RE 128	5.3GHz Notch filter	N0153001	SN487233	Microwave Circuits	2015/8/11	2016/8/10
ETSTW-RE 129	5.5GHz Notch filter	N0555984	SN487234	Microwave Circuits	2015/8/11	2016/8/10
ETSTW-RE 130	Handheld RF Spectrum Analyzer	N9340A	CN0147000204	Agilent	Pre-test Use	
ETSTW-RE 143	Humidity Temperature Meter	TES-1260	110104623	TES	2015/9/9	2016/9/8
ETSTW-GSM 002	Universal Radio Communication Tester	CMU 200	109439	R&S	2015/8/14	2016/8/13
ETSTW-GSM 003	Radio Communication Analyzer	MT8820C	6201342073	Anritsu	2015/3/5	2016/3/4
ETSTW-GSM 019	Band Reject Filter	WRCTF824/849-822/851-40 /12+9SS	3	WI	2015/1/7	2016/1/6
ETSTW-GSM 020	Band Reject Filter	WRCD1747/1748-1743/1752-32/5SS	1	WI	2015/1/7	2016/1/6
ETSTW-GSM 021	Band Reject Filter	WRCD1879.5/1880.5-1875.5/1884.5-32/5SS	3	WI	2015/1/7	2016/1/6
ETSTW-GSM 022	Band Reject Filter	WRCT901.9/903.1-904.25-50/8SS	1	WI	2015/1/7	2016/1/6
ETSTW-GSM 023	Power Divider	4901.19.A	None	SUHNER	2015/9/16	2016/9/15
ETSTW-Cable 010	BNC Cable	5 M BNC Cable	None	JYE BAO CO.,LTD.	2015/9/11	2016/9/10
ETSTW-Cable 011	BNC Cable	BNC Cable 1	None	JYE BAO CO.,LTD.	Pre-test Use NCR	
ETSTW-Cable 012	N TYPE To SMA Cable	Cable 012	None	JYE BAO CO.,LTD.	2015/9/11	2016/9/10
ETSTW-Cable 016	BNC Cable	Switch Box	B Cable 1	Schwarz beck	2015/2/25	2016/2/24
ETSTW-Cable 017	BNC Cable	X Cable	B Cable 2	Schwarz beck	2015/2/25	2016/2/24
ETSTW-Cable 018	BNC Cable	Y Cable	B Cable 3	Schwarz beck	2015/2/25	2016/2/24
ETSTW-Cable 019	BNC Cable	Z Cable	B Cable 4	Schwarz beck	2015/2/25	2016/2/24
ETSTW-Cable 020	N TYPE Cable	OATS Cable 1	N30N30-L335-15M	JYE BAO CO.,LTD.	2015/4/23	2016/4/22
ETSTW-Cable 022	N TYPE Cable	5006	0002	JYE BAO CO.,LTD.	2015/3/19	2016/3/18
ETSTW-Cable 026	Microwave Cable	SUCOFLEX 104	279075	HUBER+SUHNER	2015/3/2	2016/3/1
ETSTW-Cable 027	Microwave Cable	SUCOFLEX 104	279083	HUBER+SUHNER	2015/5/14	2016/5/13
ETSTW-Cable 028	Microwave Cable	FA147A0015M2020	30064-2	UTIFLEX	2015/9/21	2016/9/20
ETSTW-Cable 029	Microwave Cable	FA147A0015M2020	30064-3	UTIFLEX	2015/9/21	2016/9/20
ETSTW-Cable 030	Microwave Cable	SUCOFLEX 104（S_Cable 9）	279067	HUBER+SUHNER	2015/3/2	2016/3/1
ETSTW-Cable 031	Microwave Cable	SUCOFLEX 104（S_Cable 10）	238092	HUBER+SUHNER	2014/11/26	2015/11/25
ETSTW-Cable 043	Microwave Cable	SUCOFLEX 104	317576	HUBER+SUHNER	2014/11/26	2015/11/25
ETSTW-Cable 048	Microwave Cable	SUCOFLEX 104	325518	HUBER+SUHNER	2014/11/26	2015/11/25
ETSTW-Cable 053	N TYPE To SMA Cable	RG142	None	JYE BAO CO.,LTD.	2015/3/19	2016/3/18
ETSTW-Cable 058	Microwave Cable	SUCOFLEX 104	none	HUBER+SUHNER	2015/3/19	2016/3/18
WTSTW-SW 002	EMI TEST SOFTWARE	EZ_EMC	None	Farad	Version ETS-03A1	

2.4 General Test Procedure

POWER LINE CONDUCTED INTERFERENCE: The procedure used was ANSI STANDARD C63.10-2013 6.2 using a 50µH LISN (if necessary). Both lines were observed. The bandwidth of the spectrum analyzer was 10 kHz with an appropriate sweep speed.

RADIATION INTERFERENCE: The test procedure used was according to ANSI STANDARD C63.10-2013 6.3 employing a spectrum analyzer. For investigated frequency is equal to or below 1GHz, the RBW and VBW of the spectrum analyzer was 100 kHz and 100kHz respectively with an appropriate sweep speed. For investigated frequency is above 1GHz, both of RBW and VBW of the spectrum analyzer were 1 MHz with an appropriate sweep speed. The analyzer was calibrated in dB above a microvolt at the output of the antenna.

FORMULA OF CONVERSION FACTORS: The Field Strength at 3m was established by adding the meter reading of the spectrum analyzer (which is set to read in units of dBµV) to the antenna correction factor supplied by the antenna manufacturer. The antenna correction factors are stated in terms of dB.

Example:

Freq (MHz)	METER READING + ACF + CABLE LOSS (to the receiver) = FS
33	20 dBµV + 10.36 dB + 6 dB = 36.36 dBµV/m @3m

The EUT was placed on a table 80 cm high and with dimensions of 1m by 1.5m (non metallic table) and arranged according to ANSI C63.10-2013 6.2.2. The table used for radiated measurements is capable of continuous rotation. The spectrum was scanned from 30 MHz to the frequency specified as follows:

(1) If the intentional radiator operates below 10 GHz: to the tenth harmonic of the highest fundamental frequency or to 40 GHz, whichever is lower.
(2) If the intentional radiator operates at or above 10 GHz and below 30 GHz: to the fifth harmonic of the highest fundamental frequency or to 100 GHz, whichever is lower.
(3) If the intentional radiator operates at or above 30 GHz: to the fifth harmonic of the highest fundamental frequency or to 200 GHz, whichever is lower, unless specified otherwise elsewhere in the rules.
(4) If the intentional radiator contains a digital device, regardless of whether this digital device controls the functions of the intentional radiator or the digital device is used for additional control or function purposes other than to enable the operation of the intentional radiator, the frequency range shall be investigated up to the range specified in paragraphs (a)(1)-(a)(3) of this section or the range applicable to the digital device, as shown in paragraph (b)(1) of this Section, whichever is the higher frequency range of investigation.

For hand-held devices, a exploratory test was performed with three (3) orthogonal planes to determine the highest emissions.
Measurements were made by Worldwide Testing Services(Taiwan) Co., Ltd. at the registered open field test site located at No.5-1, Lishui, Shuang Sing Village, Wanli Dist., New Taipei City 207, Taiwan (R.O.C.). The Registration Number: 930600.
When an emission was found, the table was rotated to produce the maximum signal strength. At this point, the antenna was raised and lowered from 1m to 4m. The antenna was placed in both the horizontal and vertical planes.

When the radiated emission limits are expressed in terms of the average value of the emission, and pulsed operation is employed, the measurement field strength shall be determined by averaging over one complete pulse train, including blanking intervals, as long as the pulse train does not exceed 0.1 seconds. As an alternative (provided the transmitter operates for longer than 0.1 seconds) or in cases where the pulse train exceeds 0.1 seconds, the measured field strength shall be determined from the average absolute voltage during a 0.1 second interval during which the field strength is at its maximum value.

The formula is as follows:
Average = Peak + Duty Factor
Duty Factor = 20 log (dwell time/T)
T = 100ms when the pulse train period is over 100 ms or the period of the pulse train.

Modified Limits for peak according to 15.35 (b) = Max Permitted average Limits + 20dB

ANSI STANDARD C63.10-2013 B.2.7: Any measurements that utilize special test software shall be indicated and referenced in the test report. During testing, test software 'EZ EMC' was used for setting up different operation modes.

3 Test results (enclosure)

TEST CASE	Para. Number	Required	Test passed	Test failed
Peak Output Power	15.247(b)	☒	☒	☐
Equivalent isotropically radiated Power	15.247(b)	☒	☒	☐
Spurious Emissions radiated – Transmitter operating	15.247(c): 15.209	☒	☒	☐
Band Edge Measurement	15.247(d)	☒	☒	☐
Minimum 6 dB Bandwidth	15.247(a)(2)	☒	☒	☐
Peak Power Spectral Density	15.247(e)	☒	☒	☐
Radiated Emission from Digital Part	15.109	☐	☐	☐
Power Line Conducted Emission	15.207	☒	☒	☐

3.1 Peak Output Power (transmitter)

FCC Rule: 15.247(b)(3)

This measurement applies to equipment with an integral antenna and to equipment with an antenna connector and equipped with an antenna as declared by the applicant.

The power was measured with modulation (declared by the applicant).

Mode A

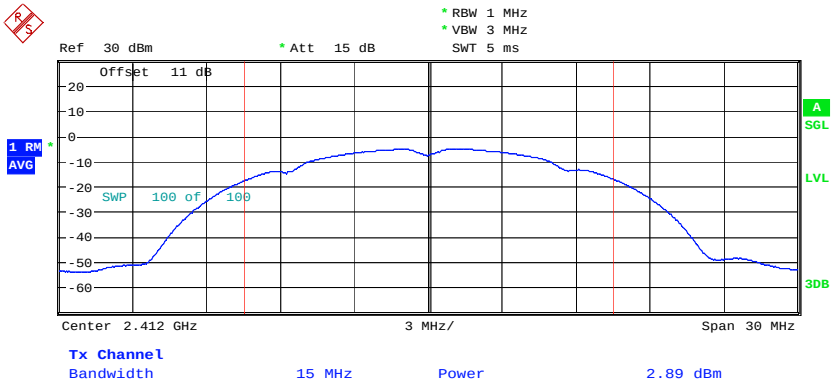

MAX OUTPUT POWER 802.11B CH01
Date: 17.NOV.2015 14:17:49

Registration number: W6M21510-15372-C-1
FCC ID: 2AGD2FALCON151S

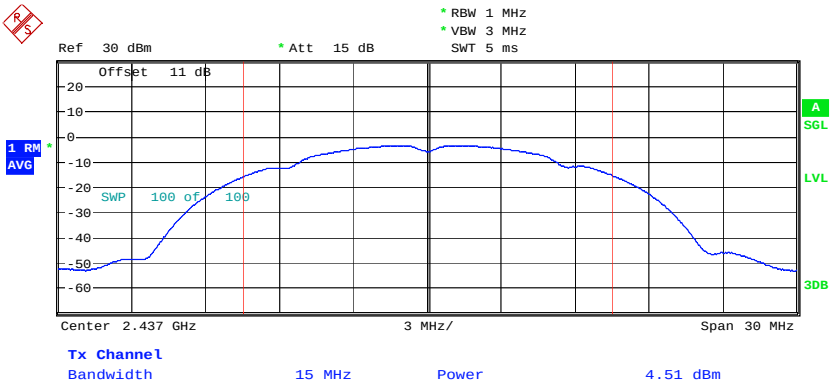

MAX OUTPUT POWER 802.11B CH06

Date: 17.NOV.2015 14:21:55

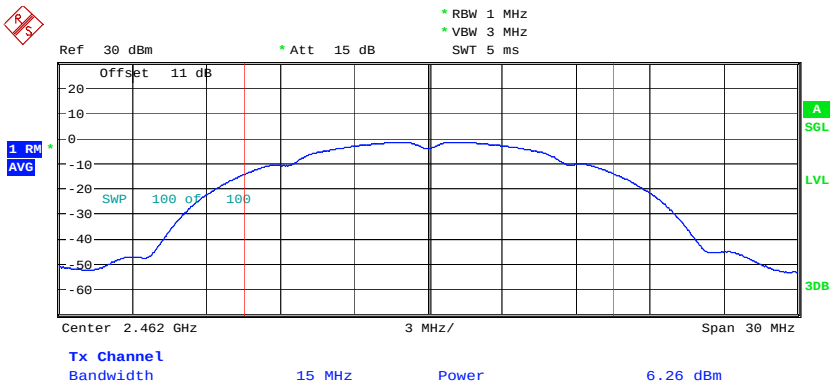

MAX OUTPUT POWER 802.11B CH11

Date: 17.NOV.2015 14:26:38

Registration number: W6M21510-15372-C-1
FCC ID: 2AGD2FALCON151S
Mode B

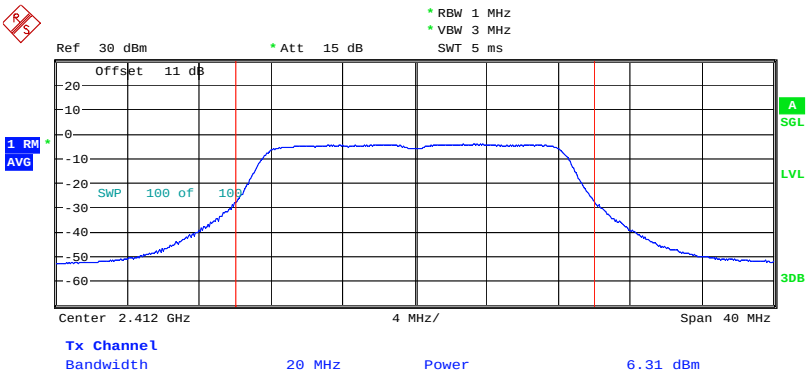

MAX OUTPUT POWER 802.11G CH1

Date: 17.NOV.2015 14:32:10

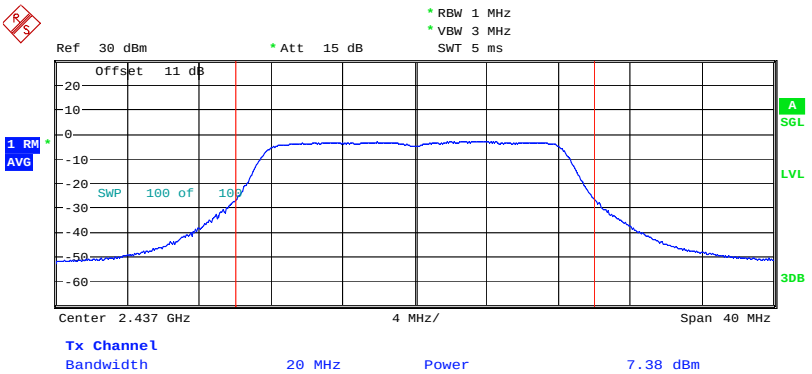

MAX OUTPUT POWER 802.11G CH6

Date: 17.NOV.2015 14:33:34

Registration number: W6M21510-15372-C-1
FCC ID: 2AGD2FALCON151S

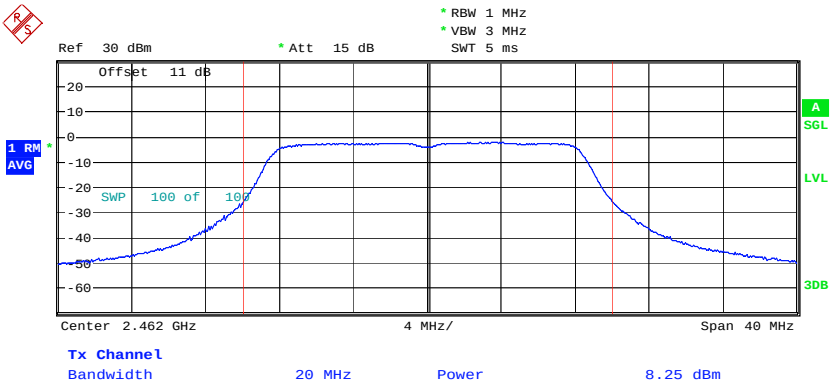

MAX OUTPUT POWER 802.11G CH11
Date: 17.NOV.2015 14:34:58

Limits:

Frequency MHz	Power dBm
902 - 928	30
2400 – 2483.5	30
5725 – 5850	30

In case of employing transmitter antennas having antenna gain ＞ 6 dBi and using fixed point-to point operation consider §15.247 (b)(4)

Test equipment used: ETSTW-RE 055, ETSTW-RE 050

3.2 Equivalent isotropic radiated power

FCC Rule: 15.247(b)(3)
Test exclusion = max. conducted output power + adjusted for tune-up tolerance
Test exclusion = -- dBm

Test equipment used: ETSTW-RE 055

3.3 RF Exposure Compliance Requirements

FCC OET Bulletin 65 Edition 97.01 determines the equations for predicting RF fields and applicable limits.
The prediction for power density in the far-field but will over-predict power density in the near field, where it could be used for walking a "worst case" or conservative prediction.

$$S = \frac{PG}{4\pi R^2}$$

S – Power Density
P – Output power ERP
R – Distance
D – Cable Loss
AG – Antenna Gain

Item	Unit	Value	**Remarks**
P	mW	--	Peak value
D	dB		
AG	dBi	--	
G		--	Calculated Value
R	cm	--	Assumed value
S	mW/cm^2	--	Calculated value

Limits:

Limit for General Population / Uncontrolled Exposure	
Frequency (MHz)	Power Density (mW/cm^2)
1500 – 100.000	1.0

Explanation: Please referred to the SAR report.

3.4 Transmitter Radiated Emissions in Restricted Bands

FCC Rules: 15.247 (c), 15.205, 15.209, 15.35
Radiated emission measurements were performed from 30 MHz to 26500 MHz.
For radiated emission tests, the analyzer setting was as followings:

Frequency ≦ 1 GHz, RBW:100 kHz, VBW: 100 kHz (Peak measurements)
Frequency ＞1 GHz, RBW: 1 MHz, VBW: 1 MHz (Peak measurements)
Frequency ＞1 GHz , RBW:1 MHz , VBW: 10 Hz (Average measurements)

Limits.

For frequencies below 1GHz:

Frequency of Emission (MHz)	Field strength (microvolts/meter)	Field Strength (dB microvolts/meter)
30 - 88	100	40.0
88 - 216	150	43.5
216 - 960	200	46.0
Above	500	54.0

For frequencies above 1GHz (Average measurements).

Guidance on Measurement of Digit Transmission Systems:
"If the emission is pulsed, modify the unit for continuous operation, use the setting shown above, then correct the reading by subtracting the peak-average correction factor, derived from the appropriate duty cycle calculation."

The correction factor, based on the total channel dwell time in a 100 ms period, may be mathematically applied to a measurement made with an average detector, to further reduce the value.

Duty cycle correction = 20 log (dwell time/ 100ms)

Note: No duty cycle correction was added to the reading of this EUT.

Explanation: see attached diagrams in Appendix.

3.5 Spurious Emissions (tx)

Spurious emission was measured with modulation (declared by manufacturer).

In any 100 kHz bandwidth outside the frequency band in which the intentional radiator is operating, the radio frequency power that is produced by the intentional radiator shall be at least 20dB below that in the 100 kHz bandwidth within the band that contains the highest level of the desired power, based on either an RF conducted or a radiated measurement. Attenuation below the general limits specified in § 15.209(a) is not required. In addition, radiated emissions which fall in the restricted bands, as defined in § 15.205(a), must also comply with the radiated emission limits specified in § 15.209(a) (see § 15.205(c))

FCC Rule: 15.247(c), 15.35
For out of band emissions that are close to or that exceed the 20 dB attenuation requirement described in the specification, radiated measurements were performed at a 3 m separation distance to determine whether these emissions complied with the general radiated emission requirement.

Limits:

For frequencies above 1GHz (Peak measurements).
Modified Limit for peak according to 15.35 (b) = Max Permitted average Limits + 20dB

For frequencies above 1GHz (Average measurements).
Max. reading – 20dB

Max. reading – 20 dB
Guidance on Measurement of Digit Transmission Systems:
“If the emission is pulsed, modify the unit for continuous operation, use the settings shown above, then correct the reading by subtracting the peak-average correction factor, derived from the appropriate duty cycle calculation.”

The correction factor, based on the total channel dwell time in a 100 ms period, may be mathematically applied to a measurement made with an average detector, to further reduce the value.

Duty Cycle correction = 20 log (dwell time/100ms)

Note: No duty cycle correction was added to the reading of EUT.

SAMPLE CALCULATION OF LIMIT. All results will be updated by an automatic measuring system in accordance with point 2.3.

Calculation of test results:
Such factors like antenna correction, cable loss, external attenuation etc. are already included in the provided measurement results. This is done by using validated test software and calibrated test system according the accreditation requirements.

The peak and average spurious emission plots was measured with the average limits.
In the Table being listed the critical peak and average value and exhibit the compliance with the above calculated Limits.

If in the column's correction factor states a value then the max. Field strength in the same row is corrected by a value gained from the "Correction Factor".

Summary table with radiated data of the test plots

Model: FALCON151S Date: --
Mode: TX Temperature: -- °C Engineer: --
Polarization: Horizontal -- %

Frequency (MHz)	Reading (dBuV)	Detector	Factor (dB)	Result (dBuV/m)	Limit (dBuV/m)	Margin (dB)	Table Degree (Deg.)	Ant. High (cm)
--	--	--	--	--	--	--	--	--
--	--	--	--	--	--	--	--	--

Frequency (MHz)	Reading (dBuV) Peak	Reading (dBuV) Ave.	Factor (dB) Corr.	Result @3m (dBuV/m) Peak	Result @3m (dBuV/m) Ave.	Limit @3m (dBuV/m) Peak	Limit @3m (dBuV/m) Ave.	Margin (dB)	Table Degree (Deg.)	Ant. High (cm)
--	--	--	--	--	--	--	--	--	--	--
--	--	--	--	--	--	--	--	--	--	--

Polarization: Vertical

Frequency (MHz)	Reading (dBuV)	Detector	Factor (dB)	Result (dBuV/m)	Limit (dBuV/m)	Margin (dB)	Table Degree (Deg.)	Ant. High (cm)
--	--	--	--	--	--	--	--	--
--	--	--	--	--	--	--	--	--

Frequency (MHz)	Reading (dBuV) Peak	Reading (dBuV) Ave.	Factor (dB) Corr.	Result @3m (dBuV/m) Peak	Result @3m (dBuV/m) Ave.	Limit @3m (dBuV/m) Peak	Limit @3m (dBuV/m) Ave.	Margin (dB)	Table Degree (Deg.)	Ant. High (cm)
--	--	--	--	--	--	--	--	--	--	--
--	--	--	--	--	--	--	--	--	--	--

Note

1. **Correction Factor = Antenna factor + Cable loss - Preamplifier**
2. **The formula of measured value as: Test Result = Reading + Correction Factor**
3. **Detector function in the form : PK = Peak, QP = Quasi Peak, AV = Average**
4. **All not in the table noted test results are more than 20 dB below the relevant limits.**
5. **Measurement uncertainty for 3m measurement: 30-1000 MHz = ± 4.32 dB, 1-18 GHz = ± 4.95 dB, 18-40 GHz= ± 2.94 dB ; Reported uncertainties represent expanded uncertainties expressed at approximately the 95% confidence level using a coverage factor of k = 2.**
6. **See attached diagrams in appendix.**

TEST RESULT (Transmitter): The unit DOES meet the FCC requirements.

Test equipment used: ETSTW-RE 004, ETSTW-RE 030, ETSTW-RE 111,
ETSTW-RE 088, ETSTW-RE 018

3.6 Radiated Emission on the band edge

According to FCC rules part 15 subpart C §15.247(d) in any 100 kHz bandwidth outside the frequency band in which the intentional radiator is operating, the radio frequency power that is produced by the intentional radiator shall be at least 20dB below that in the 100 kHz bandwidth within the band that contains the highest level of the desired power, based on either an RF conducted or a radiated measurement. Attenuation below the general limits specified in § 15.209(a) is not required.

In addition radiated emission which fall in the restricted bands, as defined in section 15.205(a), must also with the radiated emission limits.

Mode A

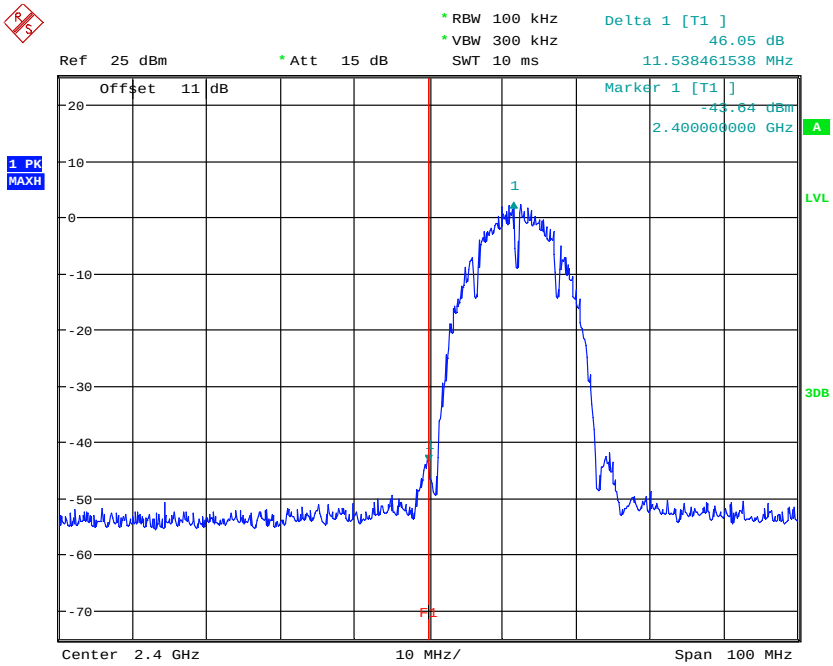

BANDEDGE 802.11B CH01

Date: 11.NOV.2015 09:25:55

Registration number: W6M21510-15372-C-1
FCC ID: 2AGD2FALCON151S

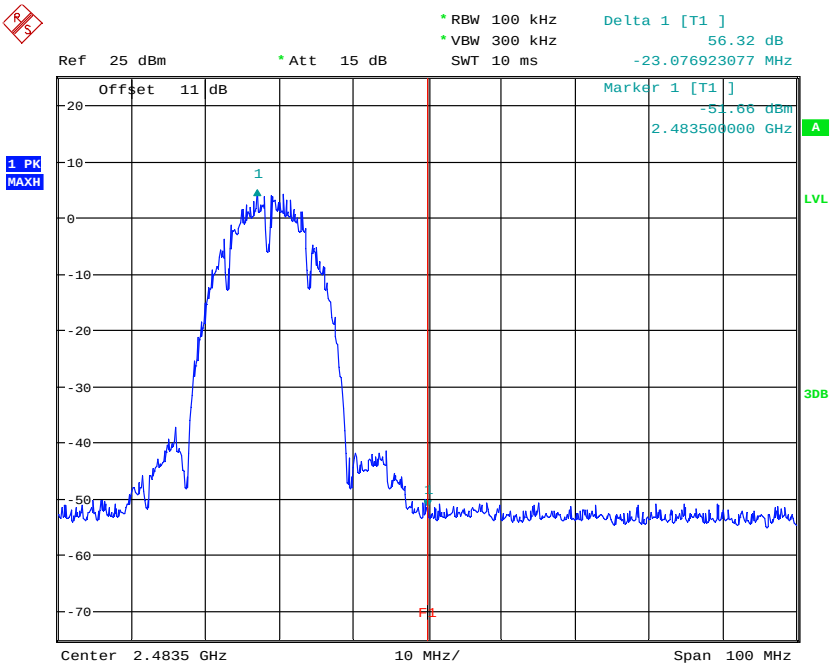

BANDEDGE 802.11B CH11

Date: 11.NOV.2015 09:31:34

Mode B

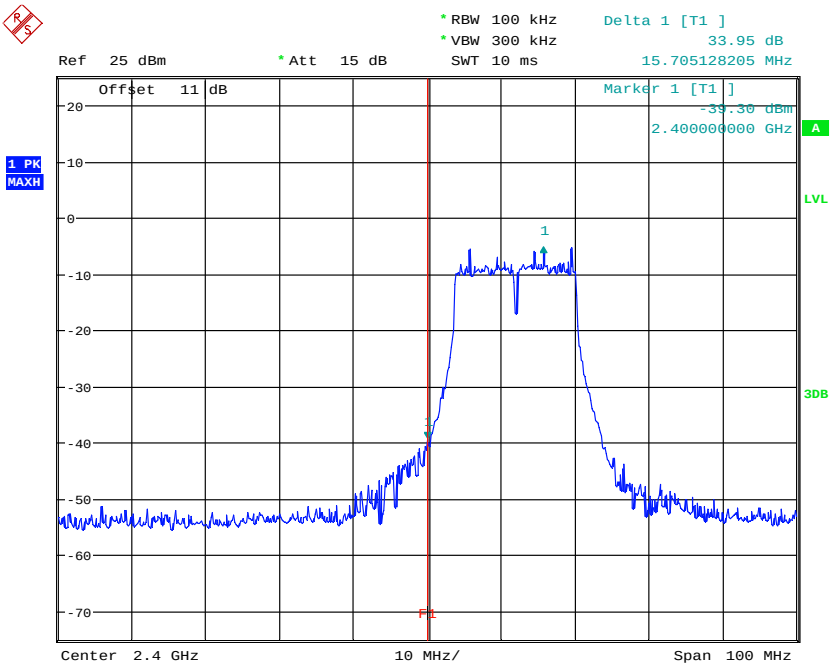

BANDEDGE 802.11G CH01

Date: 11.NOV.2015 09:37:47

Registration number: W6M21510-15372-C-1
FCC ID: 2AGD2FALCON151S

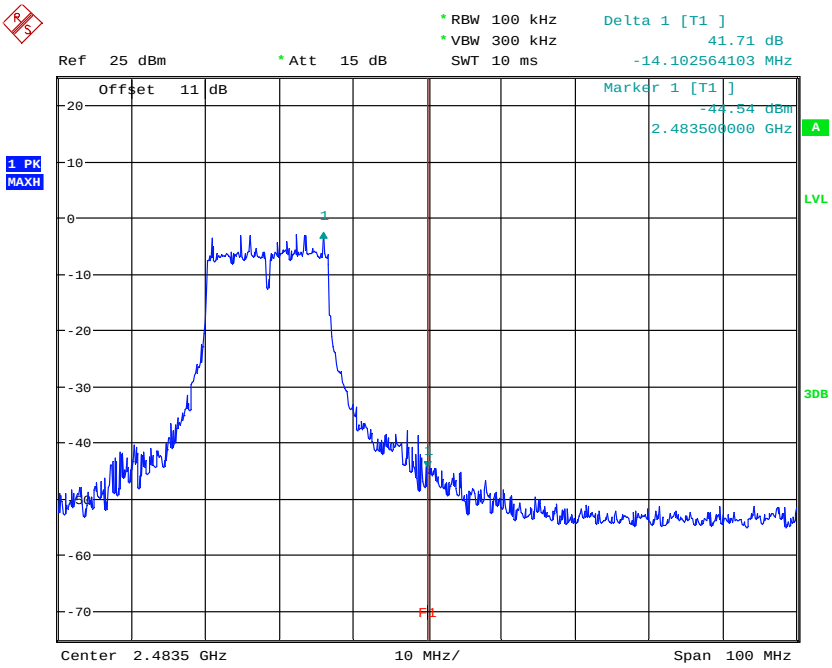

BANDEDGE 802.11G CH11
Date: 11.NOV.2015 09:41:58

Limit:

Frequency Range / MHz	Limit
902 –928 2400 – 2483.5 5725 - 5850	- 20 dB

Test equipment used: ETSTW-RE 055, ETSTW-RE 050

3.7 Minimum 6 dB Bandwidth

The analyzer ResBW was set to 100 kHz. For each RF output channel investigated, the spectrum analyzer center frequency was set to the channel carrier. A PEAK reading was taken, two markers were set 6 dB below the maximum level on the right and the left side of the emission.
The 6 dB bandwidth is the frequency difference between the two markers.

Mode A

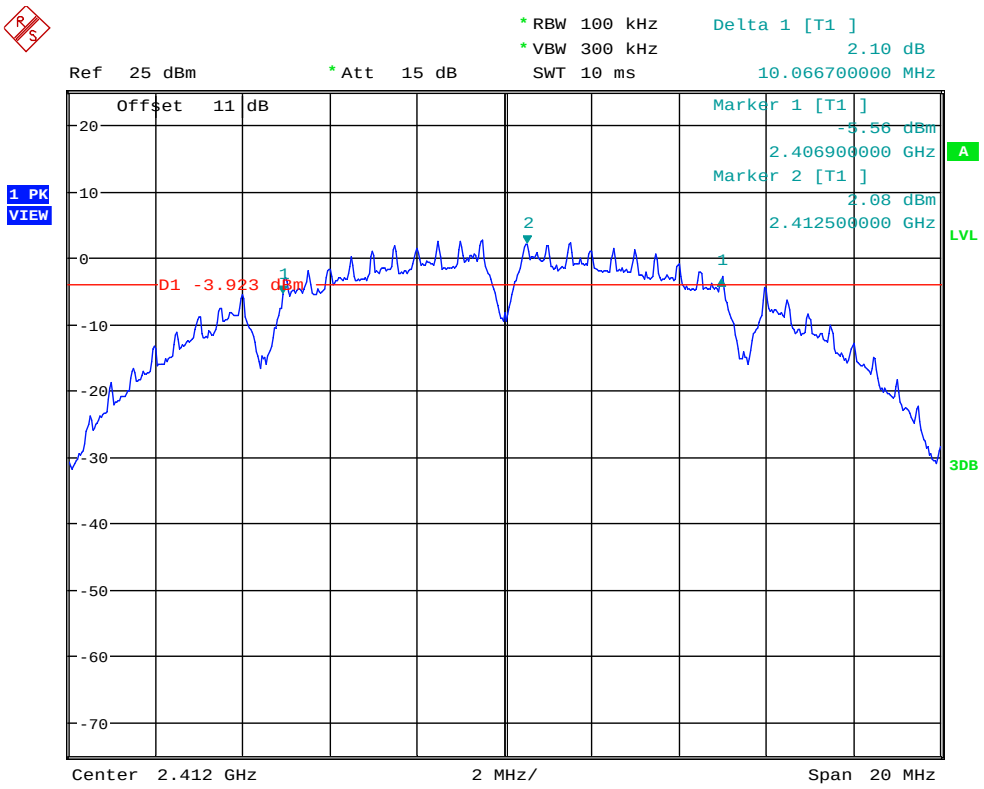

6DB BANDWIDTH 802.11B CH01

Date: 11.NOV.2015 09:25:41

Registration number: W6M21510-15372-C-1
FCC ID: 2AGD2FALCON151S

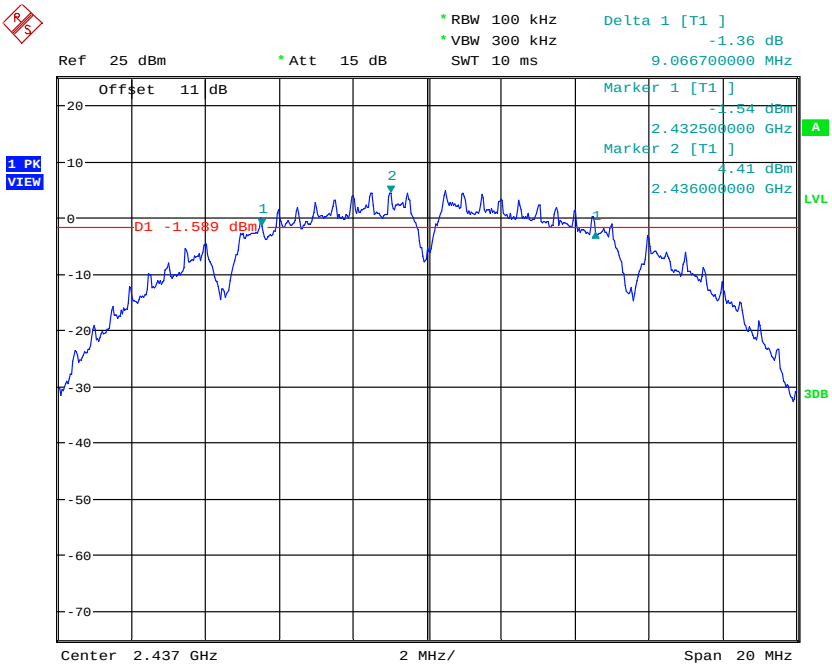

6DB BANDWIDTH 802.11B CH06

Date: 11.NOV.2015 09:28:23

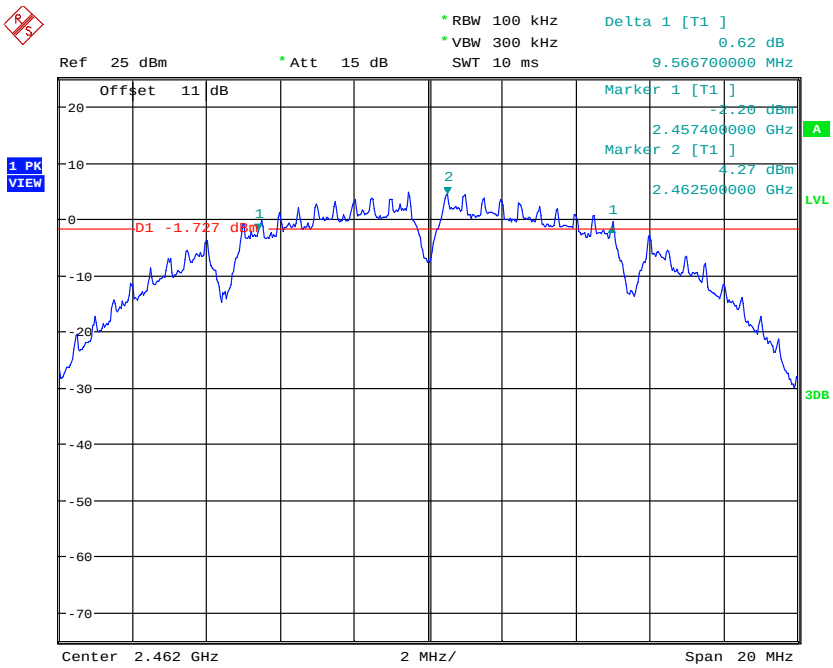

6DB BANDWIDTH 802.11B CH11

Date: 11.NOV.2015 09:31:20

Registration number: W6M21510-15372-C-1
FCC ID: 2AGD2FALCON151S
Mode B

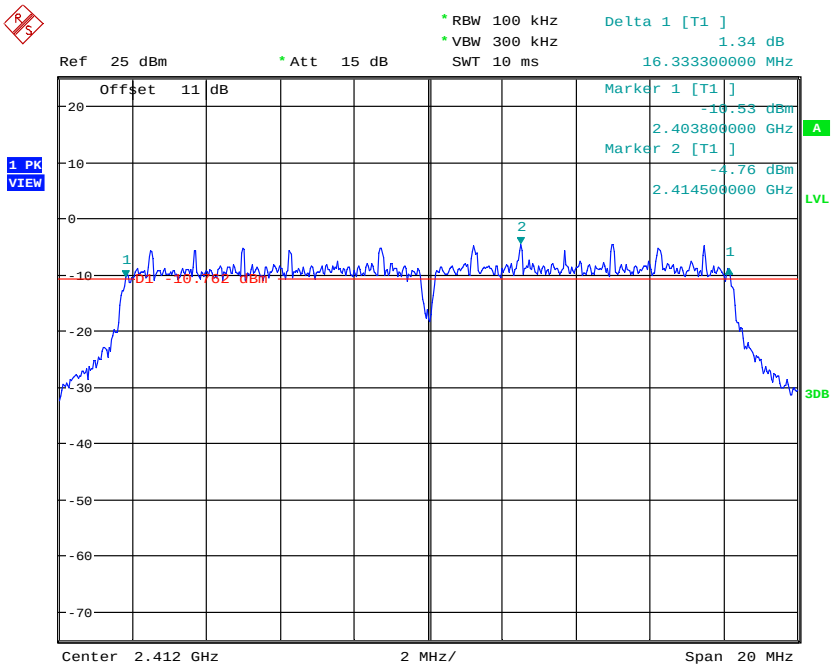

6DB BANDWIDTH 802.11G CH01

Date: 11.NOV.2015 09:37:33

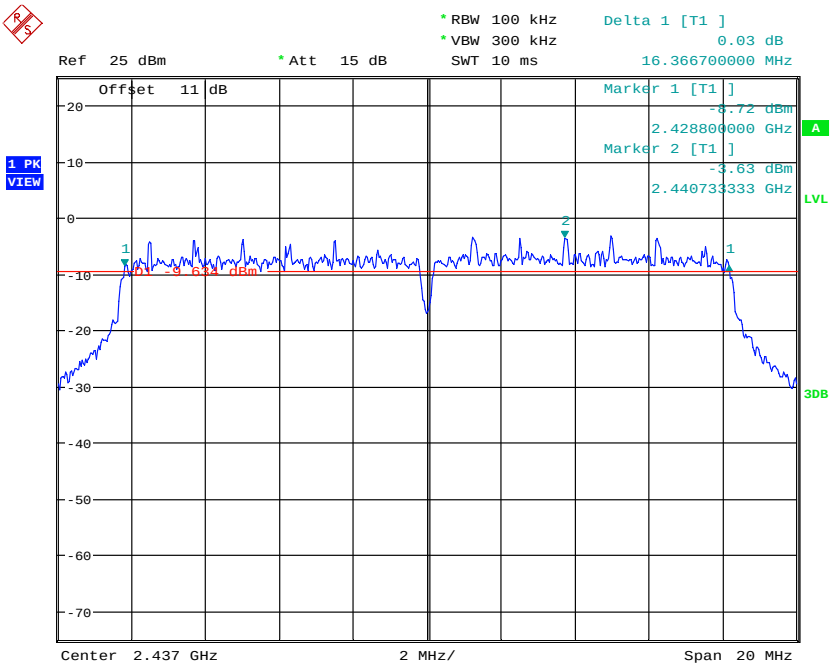

6DB BANDWIDTH 802.11G CH06

Date: 11.NOV.2015 09:39:55

Registration number: W6M21510-15372-C-1
FCC ID: 2AGD2FALCON151S

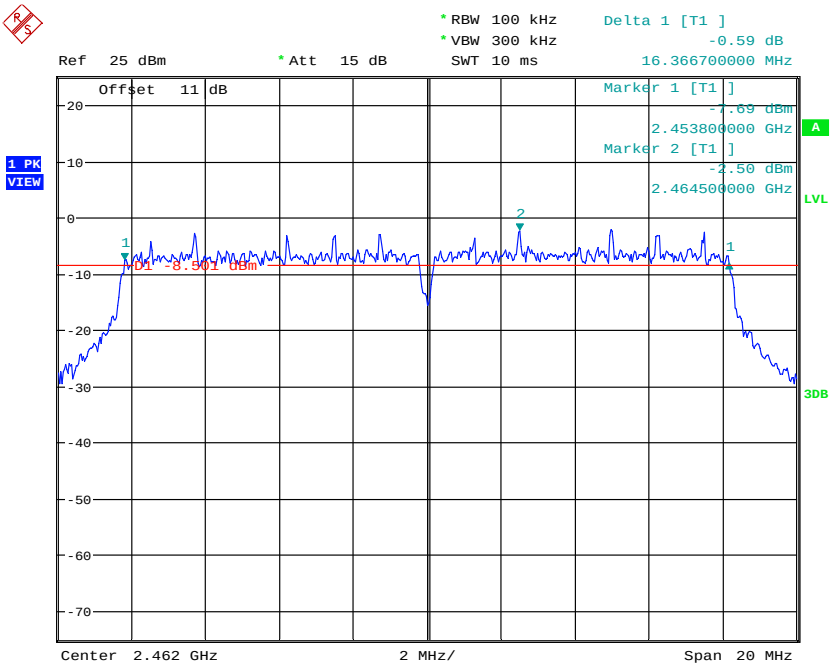

6DB BANDWIDTH 802.11G CH11
Date: 11.NOV.2015 09:41:44

Limits:

Frequency Range MHz	**Limits**
902-928	min 500 kHz
2400-2483.5	min 500 kHz
5725-5850	min 500 kHz

Test equipment used: ETSTW-RE 055, ETSTW-RE 050

Registration number: W6M21510-15372-C-1
FCC ID: 2AGD2FALCON151S

3.8 Peak Power Spectral Density

Peak Power Spectral density is a measured at low, middle and high channel.

The peak output power is measured with a measurement bandwidth of 10 MHz and displayed on diagram together with Peak Power Spectral Density result which was measured with a bandwidth of 3 kHz, appreciate frequency span and sweep time.

Mode A

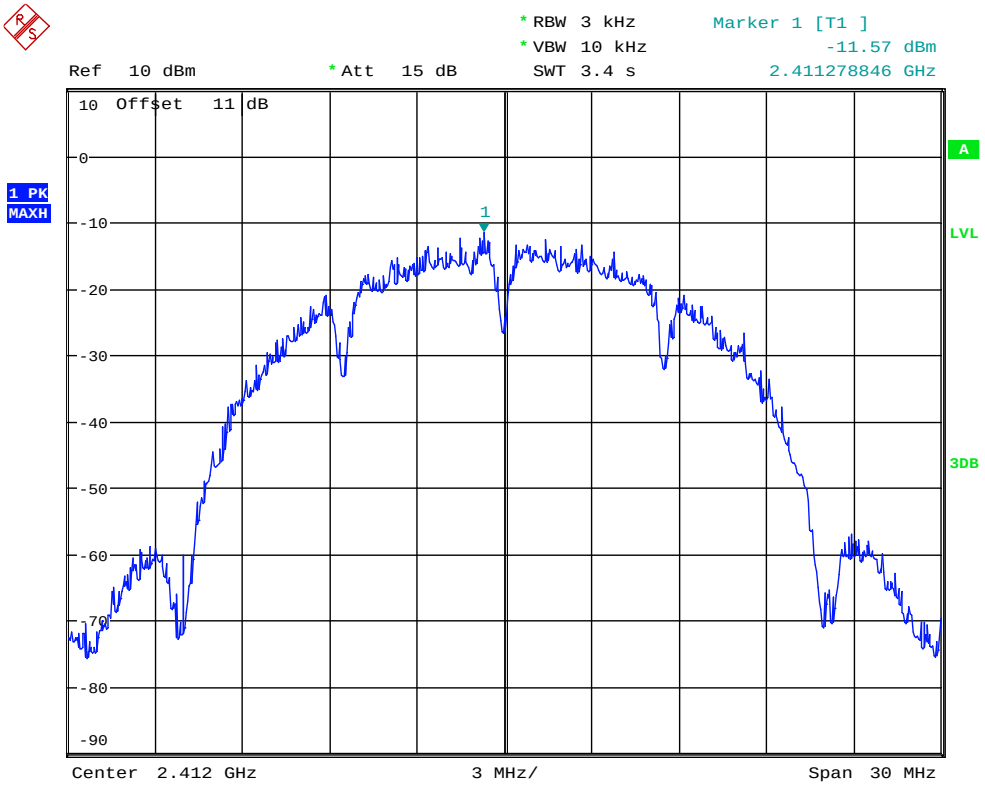

POWER DENSITY 802.11B CH01

Date: 11.NOV.2015 09:25:50

Registration number: W6M21510-15372-C-1
FCC ID: 2AGD2FALCON151S

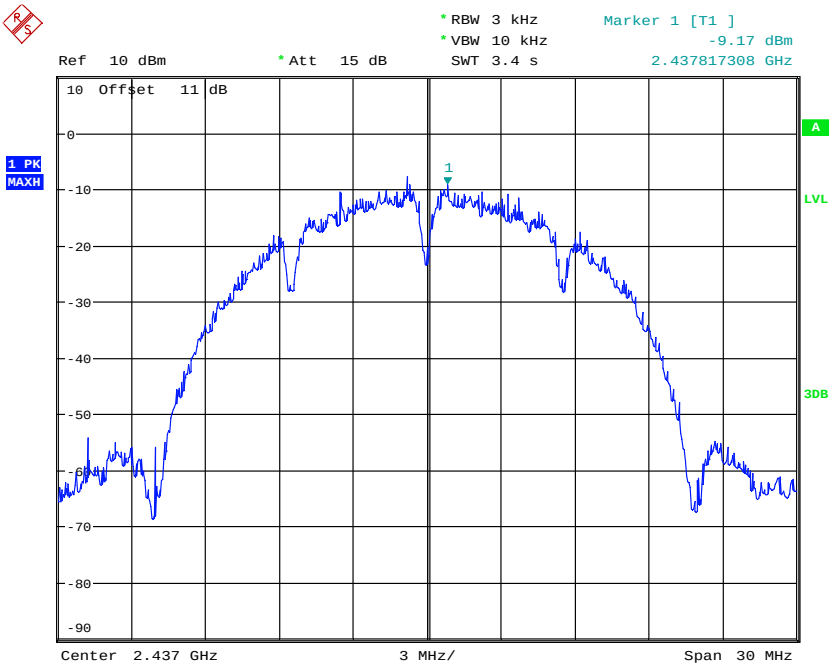

POWER DENSITY 802.11B CH06
Date: 11.NOV.2015 09:29:39

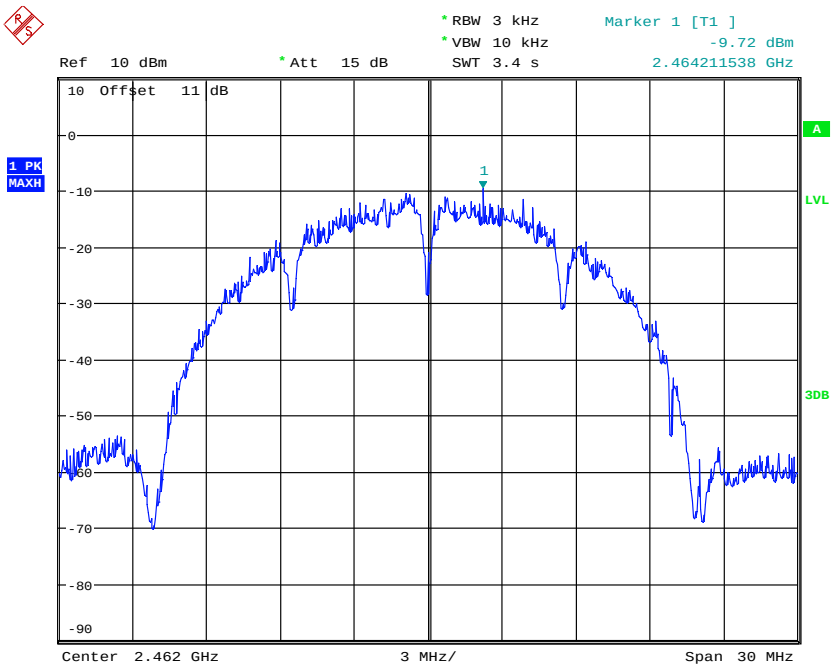

POWER DENSITY 802.11B CH11
Date: 11.NOV.2015 09:31:29

Registration number: W6M21510-15372-C-1
FCC ID: 2AGD2FALCON151S
Mode B

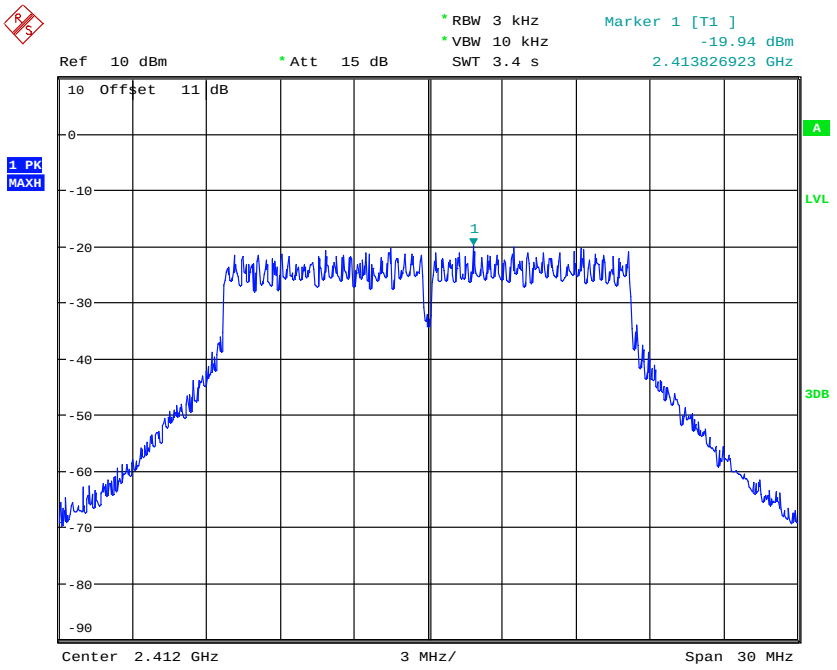

POWER DENSITY 802.11G CH01

Date: 11.NOV.2015 09:37:42

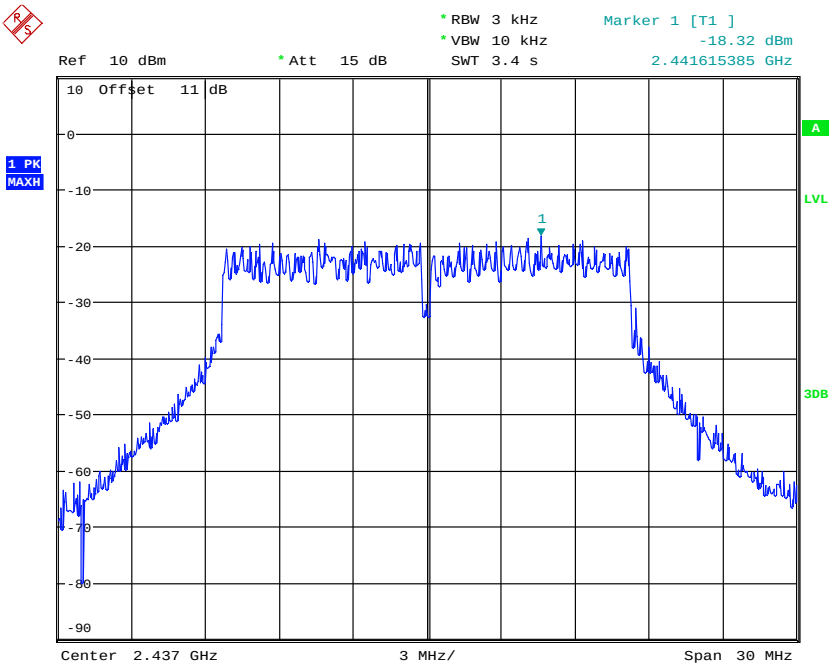

POWER DENSITY 802.11G CH06

Date: 11.NOV.2015 09:40:04

Registration number: W6M21510-15372-C-1
FCC ID: 2AGD2FALCON151S

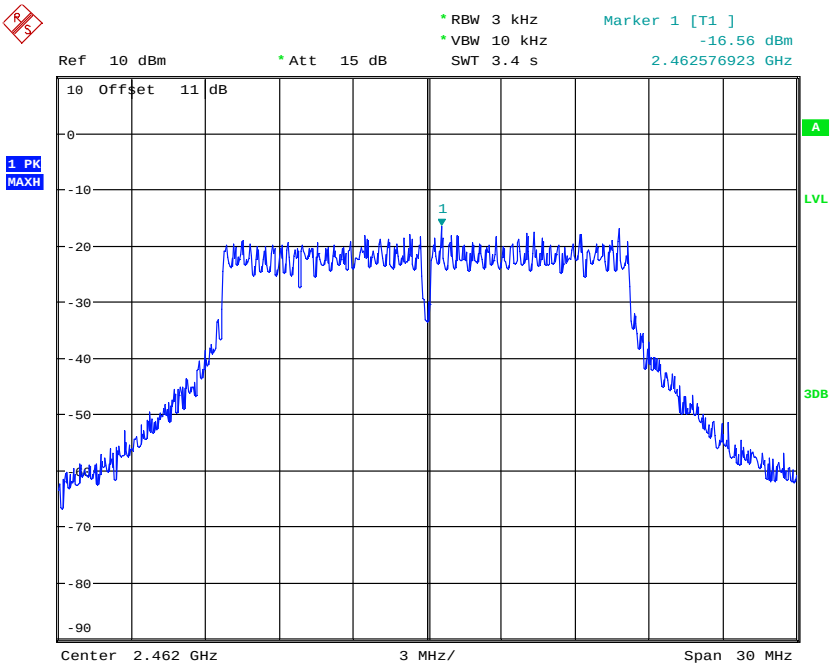

Limits:

Frequency Range MHz	dBm
902-928	8
2400-2483.5	8
5725-5850	8

Test equipment used: ETSTW-RE 055, ETSTW-RE 050

3.9 Radiated Emission from Digital Part

FCC Rule: 15.109

Except for Class A digital devices, the field strength of radiated emissions from unintentional radiators at a distance of 3 meters shall not exceed the following values:

Frequency of Emission (MHz)	Field Strength (microvolts/meter)	Field Strength (dBmicrovolts/meter)
30 – 88	100	40.0
88 – 216	150	43.5
216 – 960	200	46.0
Above 960	500	54.0

Test equipment used: ETSTW-RE 055, ETSTW-RE 064, ETSTW-RE 003, ETSTW-RE 004, ETSTW-RE 030, ETSTW-RE 111

Explanation: The test results are listed in the separated test report no.: W6M21510-15372-P-15B.

3.10 Power Line Conducted Emission

For an intentional radiator which is designed to be connected to the public utility (AC) power line, the radio frequency voltage that is conducted back onto the AC line on any frequency or frequencies within the band 150 kHz to 30 MHz shall not exceed the limits in the table bellows with this provision shall be based on the measurement of the radio frequency voltage between each power line and ground at the power terminals.

This measurement was transact first with instrumentation using an average and peak detector and a 10 kHz bandwidth. If the peak detector achieves a calculated level, the measurement is repeated by an instrumentation using a quasi-peak detector.

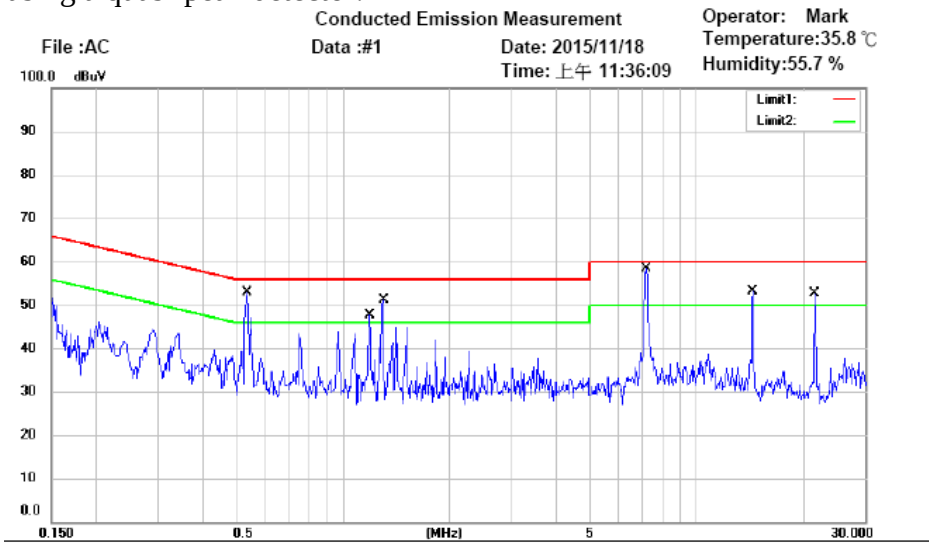

Site : Chamber_03
Condition : FCC Part 15 Class B Conduction (QP)
Phase: N
EUT : WIM21510-15372
Power : 120 Va.c.
M/N:
Test Mode :
Note :

Mk.	Frequency (MHz)	Reading (dBuV)	Detector	Corrected factor(dB)	Result (dBuV)	Limit (dBuV)	Margin (dB)	Comment
	0.5360	41.20	QP	9.73	50.93	56.00	-5.07	
	0.5360	23.91	AVG	9.73	33.64	46.00	-12.36	
	1.1863	30.08	QP	9.76	39.84	56.00	-16.16	
	1.1863	14.72	AVG	9.76	24.48	46.00	-21.52	
	1.2965	31.21	QP	9.76	40.97	56.00	-15.03	
	1.2965	12.34	AVG	9.76	22.10	46.00	-23.90	
	7.2125	43.16	QP	10.02	53.18	60.00	-6.82	
	7.2125	35.86	AVG	10.02	45.88	50.00	-4.12	
	14.4250	28.00	QP	10.17	38.17	60.00	-21.83	
	14.4250	23.97	AVG	10.17	34.14	50.00	-15.86	
	21.6000	40.70	QP	10.32	51.02	60.00	-8.98	
*	21.6000	35.72	AVG	10.32	46.04	50.00	-3.96	

Registration number: W6M21510-15372-C-1
FCC ID: 2AGD2FALCON151S

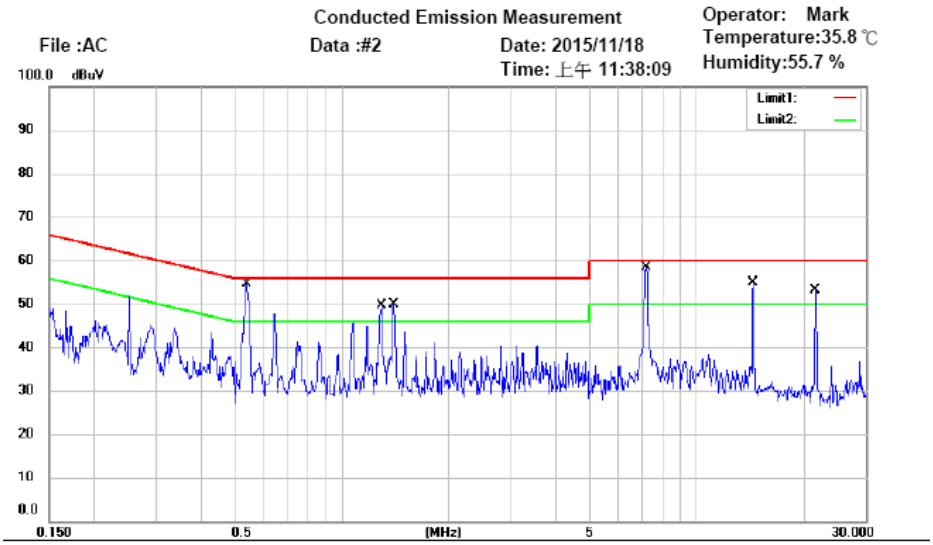

Site : Chamber_03
Condition : FCC Part 15 Class B Conduction (QP) Phase: L1
EUT : WIM21510-15372 Power : 120 Va.c.
M/N:
Test Mode :
Note :

Mk.	Frequency (MHz)	Reading (dBuV)	Detector	Corrected factor(dB)	Result (dBuV)	Limit (dBuV)	Margin (dB)	Comment
	0.5382	42.24	QP	9.73	51.97	56.00	-4.03	
	0.5382	24.13	AVG	9.73	33.86	46.00	-12.14	
	1.2943	33.87	QP	9.76	43.63	56.00	-12.37	
	1.2943	15.00	AVG	9.76	24.76	46.00	-21.24	
	1.4000	37.54	QP	9.77	47.31	56.00	-8.69	
	1.4000	22.28	AVG	9.77	32.05	46.00	-13.95	
	7.2000	42.76	QP	9.99	52.75	60.00	-7.25	
	7.2000	35.16	AVG	9.99	45.15	50.00	-4.85	
	14.4250	27.40	QP	10.08	37.48	60.00	-22.52	
	14.4250	23.36	AVG	10.08	33.44	50.00	-16.56	
	21.6000	40.83	QP	10.15	50.98	60.00	-9.02	
*	21.6000	35.87	AVG	10.15	46.02	50.00	-3.98	

Note: 1. The formula of measured value as: Test Result = Reading + Correction Factor
2. The Correction Factor = Cable Loss + LISN Insertion Loss + Pulse Limit Loss
3. Detector function in the form : PK = Peak, QP = Quasi Peak, AV = Average
4. All not in the table noted test results are more than 20 dB below the relevant limits.
5. Measurement uncertainty = ±1.67 dB; Reported uncertainties represent expanded uncertainties expressed at approximately the 95% confidence level using a coverage factor of k = 2.
6. Up Line: QP Limit Line, Down Line: Ave Limit Line.

Limits:

Frequency of Emission (MHz)	Conducted Limit (dBuV)	
	Quasi Peak	Average
0.15-0.5	66 to 56	56 to 46
0.5-5	56	46
5-30	60	50

Test equipment used:ETSTW-CE 001, ETSTW-CE 016, ETSTW-RE 045

Appendix

Measurement diagrams

Spurious Emissions radiated

Address:6F.,No.58,Ln 188,Ruey Kuang Rd,Neihu,Taipei
Tel:+886-2-6606-8877
Fax:+886-2-6606-8875

Radiated Emission Measurement

Operator: Roy

File :1 Data :#1 Date: 2015/11/17 Time: 下午 07:54:27

Temperature:24 ℃
Humidity:60 %

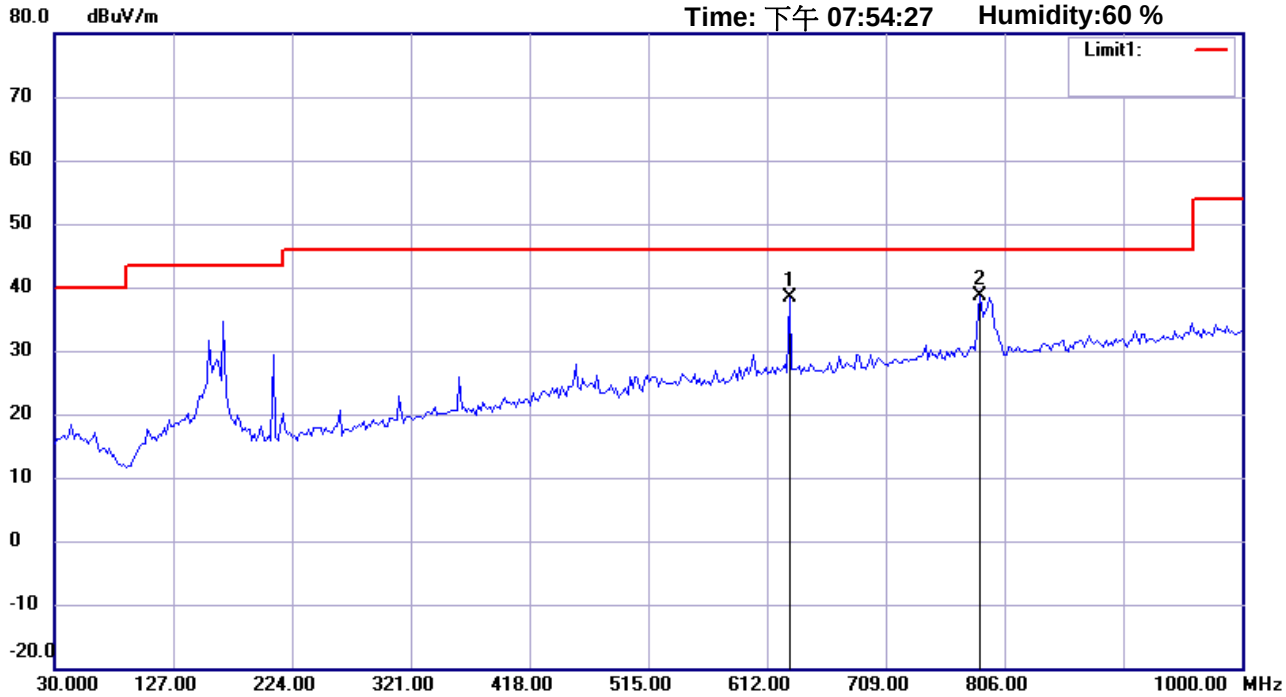

Site : Chamber

Condition : FCC_part 15 RE-Class C_30-1000MHz

Polarization: *Horizontal*

EUT : W6M21510-15372

Power : 4.5 Vd.c.

M/N:

Distance: 3m

Test Mode : TX 802.11b CH1

Note :

Mk.	Frequency (MHz)	Reading (dBuV)	Detector	Corr. factor (dB/m)	Result (dBuV/m)	Limit (dBuV/m)	Ant.Pos (cm)	Tab.Pos (deg.)	Margin (dB)	Comment
	630.6612	14.88	peak	23.62	38.50	46.00	100	185	-7.50	
*	786.1722	12.39	peak	26.14	38.53	46.00	100	110	-7.47	

*:Maximum data x:Over limit !:over margin

Address:6F.,No.58,Ln 188,Ruey Kuang Rd,Neihu,Taipei
Tel:+886-2-6606-8877
Fax:+886-2-6606-8875

Radiated Emission Measurement

Operator: Roy

File :1 Data :#2 Date: 2015/11/17 Time: 下午 07:55:13

Temperature:24 ℃
Humidity:60 %

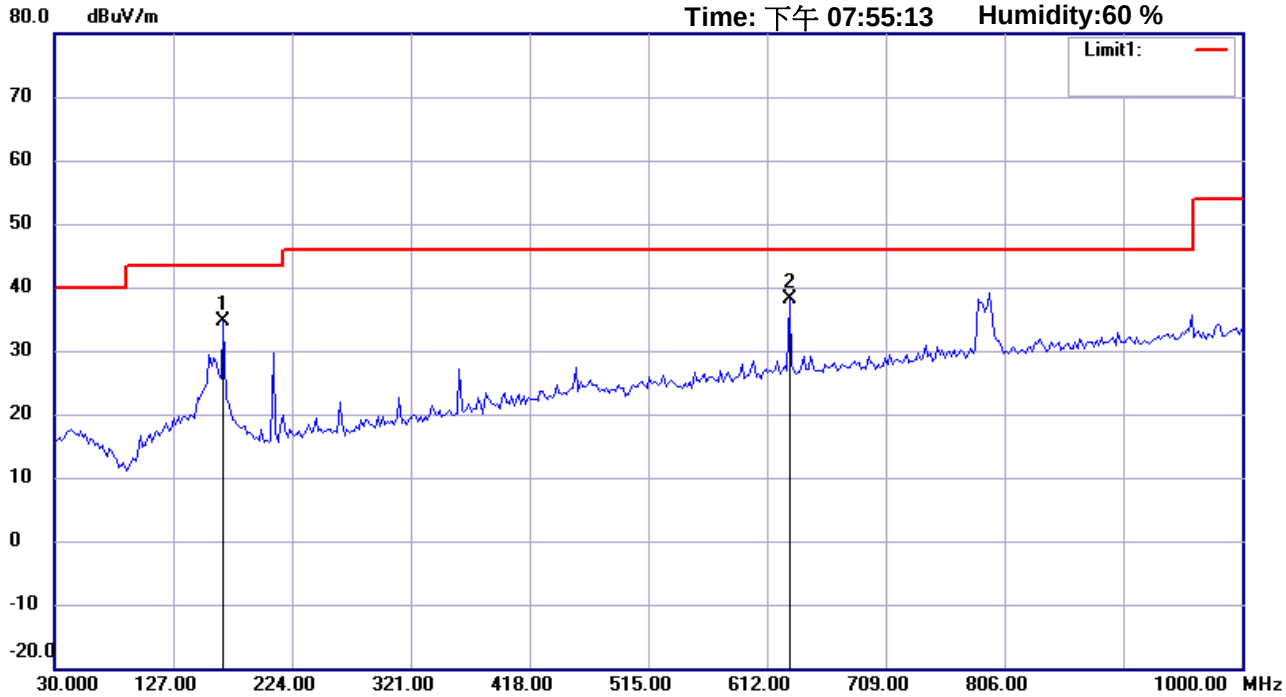

Site : Chamber

Condition : FCC_part 15 RE-Class C_30-1000MHz

Polarization: *Vertical*

EUT : W6M21510-15372

Power : 4.5 Vd.c.

M/N:

Distance: 3m

Test Mode : TX 802.11b CH1

Note :

Mk.	Frequency (MHz)	Reading (dBuV)	Detector	Corr. factor (dB/m)	Result (dBuV/m)	Limit (dBuV/m)	Ant.Pos (cm)	Tab.Pos (deg.)	Margin (dB)	Comment
	168.0160	19.37	peak	15.16	34.53	43.50	100	260	-8.97	
*	630.6612	14.58	peak	23.62	38.20	46.00	100	215	-7.80	

*:Maximum data x:Over limit !:over margin

Address:6F.,No.58,Ln 188,Ruey Kuang Rd,Neihu,Taipei
Tel:+886-2-6606-8877
Fax:+886-2-6606-8875

Radiated Emission Measurement

Operator: Leon

File :3 Data :#1 Date: 2015/11/17 Time: 下午 01:56:42

Temperature:24 ℃
Humidity:60 %

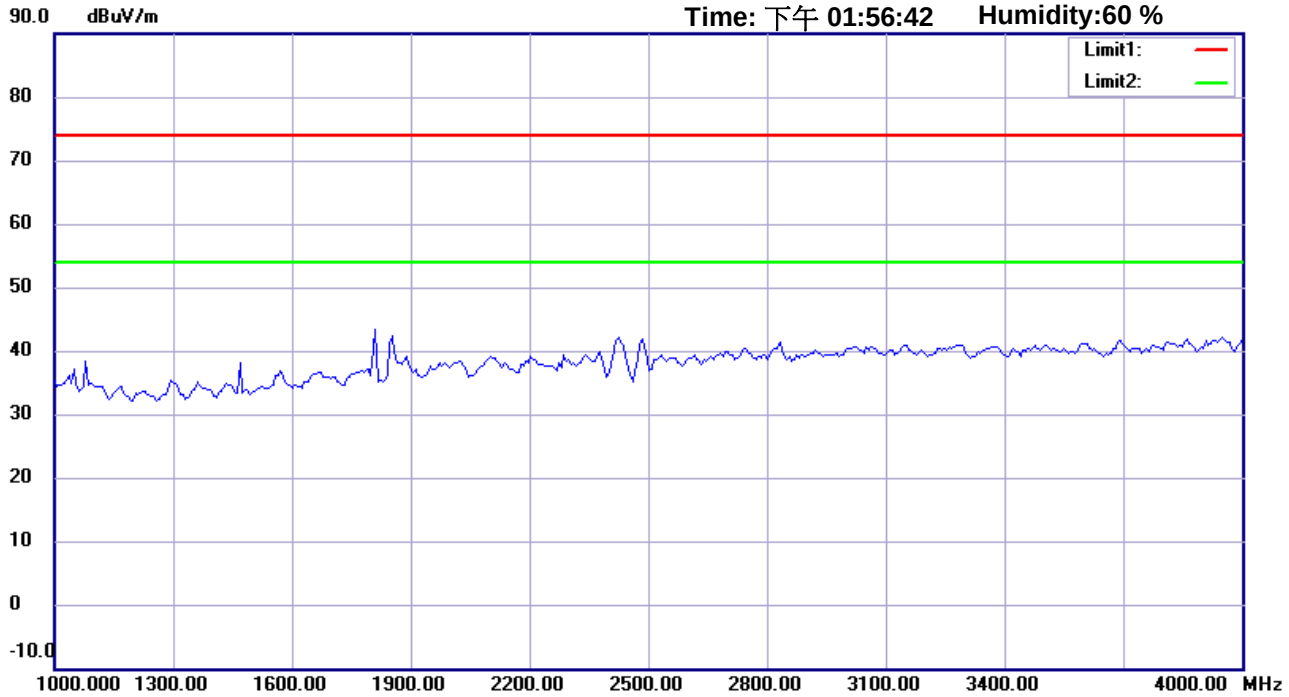

Site : Chamber

Condition : FCC_part 15 RE-Class C_Above 1GHz_PK

Polarization: *Horizontal*

EUT : W6M21510-15372

Power : 4.5 Vd.c.

M/N:

Distance: 3m

Test Mode : TX 802.11b CH1

Note :

Mk.	Frequency (MHz)	Reading (dBuV)	Detector	Corr. factor (dB/m)	Result (dBuV/m)	Limit (dBuV/m)	Ant.Pos (cm)	Tab.Pos (deg.)	Margin (dB)	Comment

*:Maximum data x:Over limit !:over margin

Address:6F.,No.58,Ln 188,Ruey Kuang Rd,Neihu,Taipei
Tel:+886-2-6606-8877
Fax:+886-2-6606-8875

Radiated Emission Measurement

Operator: Leon

File :3 Data :#6 Date: 2015/11/17 Time: 下午 01:59:42

Temperature:24 ℃
Humidity:60 %

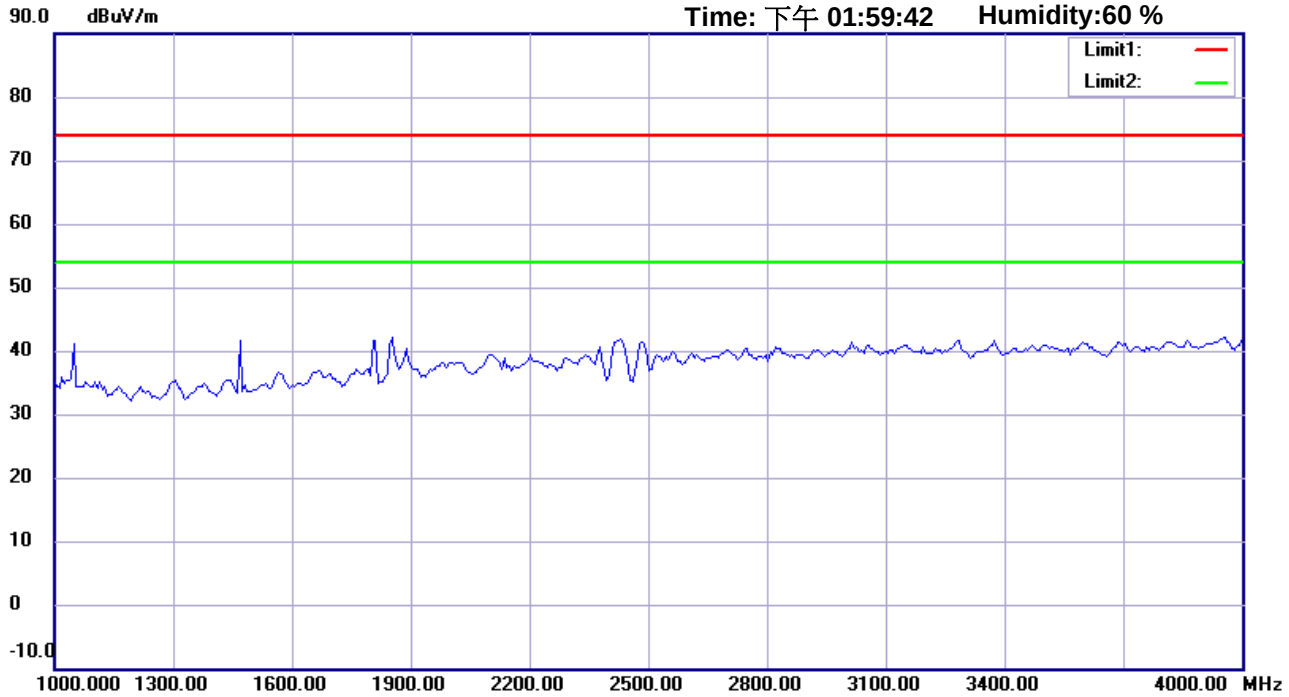

Site : Chamber

Condition : FCC_part 15 RE-Class C_Above 1GHz_PK

Polarization: *Vertical*

EUT : W6M21510-15372

Power : 4.5 Vd.c.

M/N:

Distance: 3m

Test Mode : TX 802.11b CH1

Note :

Mk.	Frequency (MHz)	Reading (dBuV)	Detector	Corr. factor (dB/m)	Result (dBuV/m)	Limit (dBuV/m)	Ant.Pos (cm)	Tab.Pos (deg.)	Margin (dB)	Comment

*:Maximum data x:Over limit !:over margin

Address:6F.,No.58,Ln 188,Ruey Kuang Rd,Neihu,Taipei
Tel:+886-2-6606-8877
Fax:+886-2-6606-8875

Radiated Emission Measurement

Operator: Leon

File :3 Data :#2 Date: 2015/11/17 Time: 下午 01:57:28

Temperature:24 ℃
Humidity:60 %

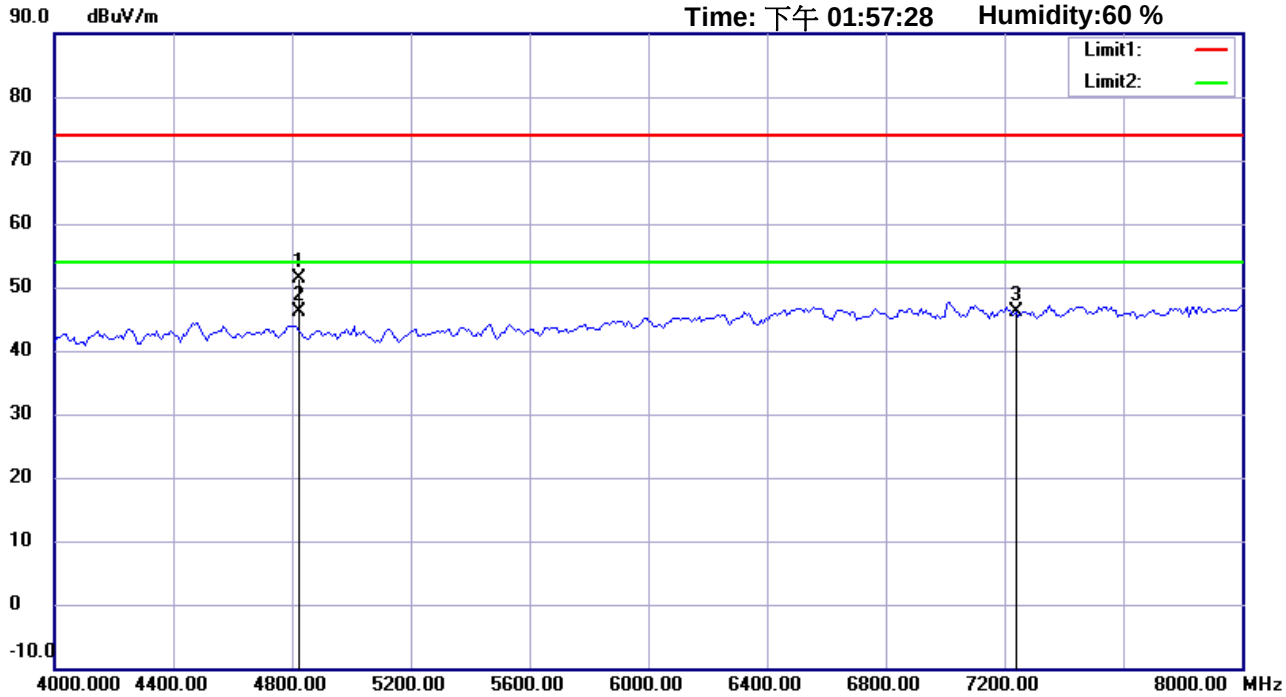

Site : Chamber

Condition : FCC_part 15 RE-Class C_Above 1GHz_PK

Polarization: *Horizontal*

EUT : W6M21510-15372

Power : 4.5 Vd.c.

M/N:

Distance: 3m

Test Mode : TX 802.11b CH1

Note :

Mk.	Frequency (MHz)	Reading (dBuV)	Detector	Corr. factor (dB/m)	Result (dBuV/m)	Limit (dBuV/m)	Ant.Pos (cm)	Tab.Pos (deg.)	Margin (dB)	Comment
	4823.759	50.23	peak	1.15	51.38	74.00	110	95	-22.62	
*	4823.759	44.96	AVG	1.15	46.11	54.00	110	95	-7.89	
	7236.000	41.25	peak	4.78	46.03	74.00	100	130	-27.97	

*:Maximum data x:Over limit !:over margin

Address:6F.,No.58,Ln 188,Ruey Kuang Rd,Neihu,Taipei
Tel:+886-2-6606-8877
Fax:+886-2-6606-8875

Radiated Emission Measurement

Operator: Leon

File :3 | Data :#7 | Date: 2015/11/17 | Time: 下午 02:00:28 | Temperature:24 ℃ | Humidity:60 %

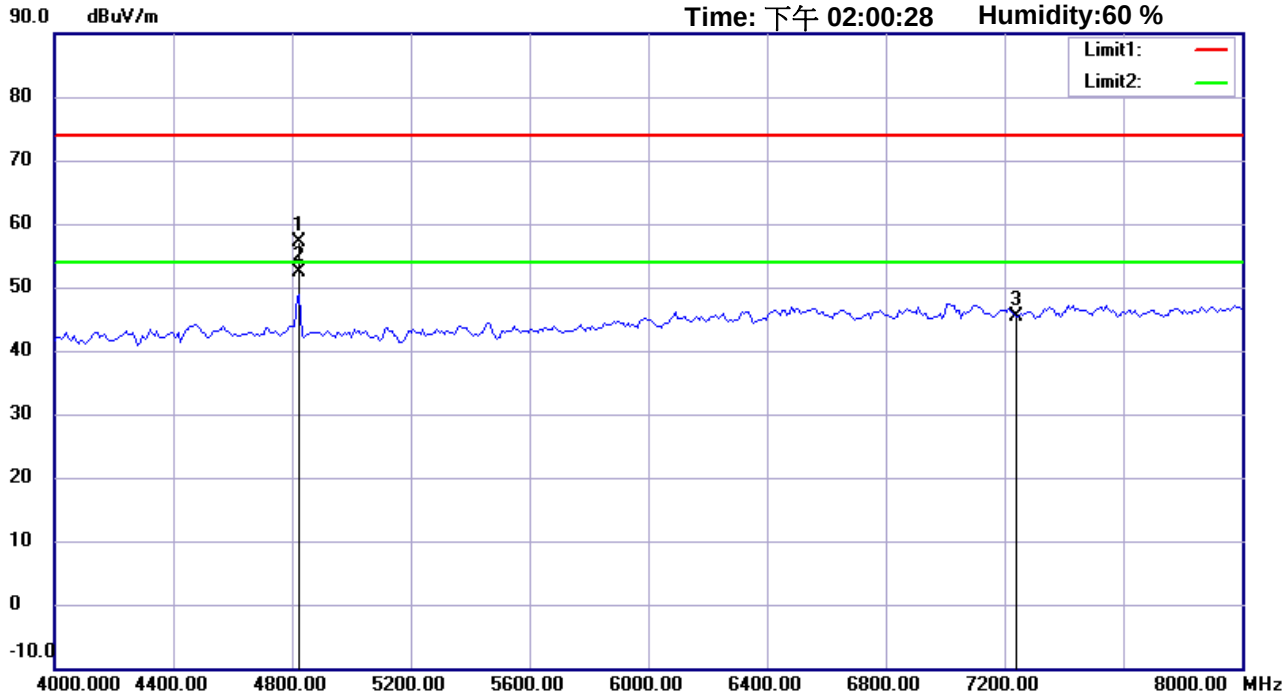

Site : Chamber

Condition : FCC_part 15 RE-Class C_Above 1GHz_PK

Polarization: *Vertical*

EUT : W6M21510-15372

Power : 4.5 Vd.c.

M/N:

Distance: 3m

Test Mode : TX 802.11b CH1

Note :

Mk.	Frequency (MHz)	Reading (dBuV)	Detector	Corr. factor (dB/m)	Result (dBuV/m)	Limit (dBuV/m)	Ant.Pos (cm)	Tab.Pos (deg.)	Margin (dB)	Comment
	4823.966	55.88	peak	1.15	57.03	74.00	133	185	-16.97	
*	4823.966	51.29	AVG	1.15	52.44	54.00	133	185	-1.56	
	7236.000	40.53	peak	4.78	45.31	74.00	100	190	-28.69	

*:Maximum data x:Over limit !:over margin

Address:6F.,No.58,Ln 188,Ruey Kuang Rd,Neihu,Taipei
Tel:+886-2-6606-8877
Fax:+886-2-6606-8875

Radiated Emission Measurement

Operator: Leon

File :3 | Data :#3 | Date: 2015/11/17 | Time: 下午 01:58:20 | Temperature:24 ℃ | Humidity:60 %

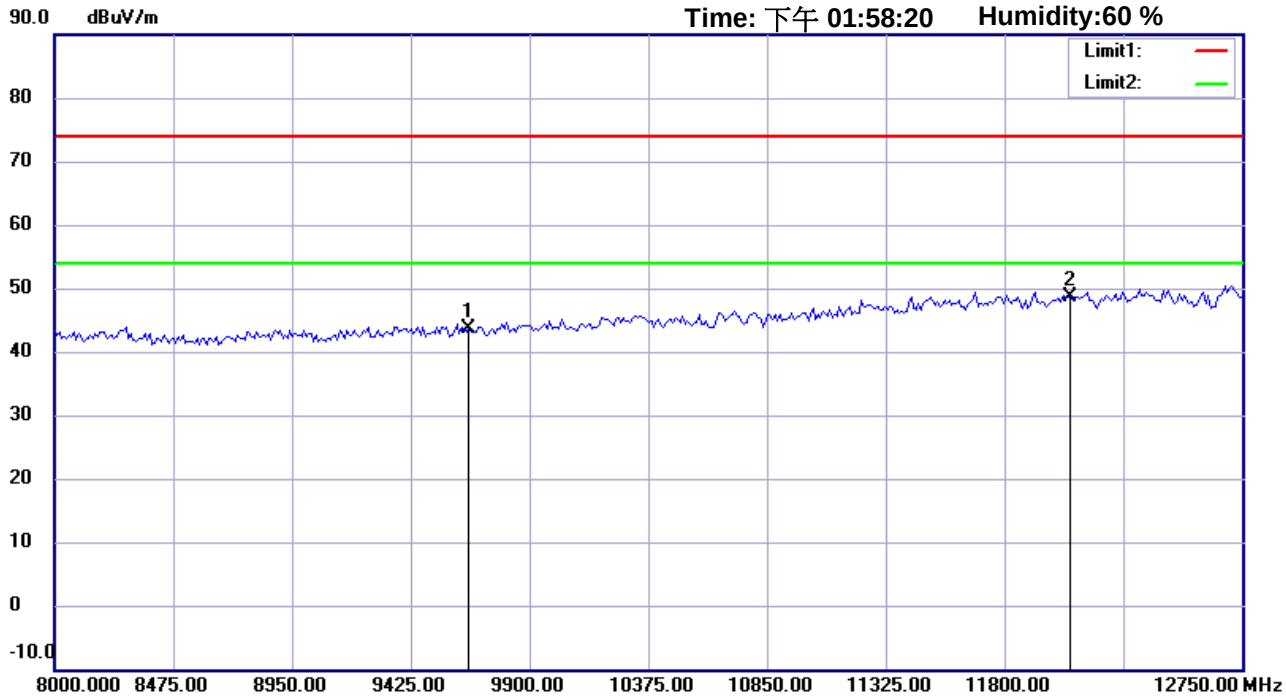

Site : Chamber

Condition : FCC_part 15 RE-Class C_Above 1GHz_PK

Polarization: *Horizontal*

EUT : W6M21510-15372

Power : 4.5 Vd.c.

M/N:

Distance: 3m

Test Mode : TX 802.11b CH1

Note :

Mk.	Frequency (MHz)	Reading (dBuV)	Detector	Corr. factor (dB/m)	Result (dBuV/m)	Limit (dBuV/m)	Ant.Pos (cm)	Tab.Pos (deg.)	Margin (dB)	Comment
	9648.000	35.93	peak	7.73	43.66	74.00	100	95	-30.34	
*	12060.000	34.68	peak	13.88	48.56	74.00	100	145	-25.44	

*:Maximum data x:Over limit !:over margin

Address:6F.,No.58,Ln 188,Ruey Kuang Rd,Neihu,Taipei
Tel:+886-2-6606-8877
Fax:+886-2-6606-8875

Radiated Emission Measurement

Operator: Leon

File :3 Data :#8 Date: 2015/11/17 Time: 下午 02:01:12

Temperature:24 ℃
Humidity:60 %

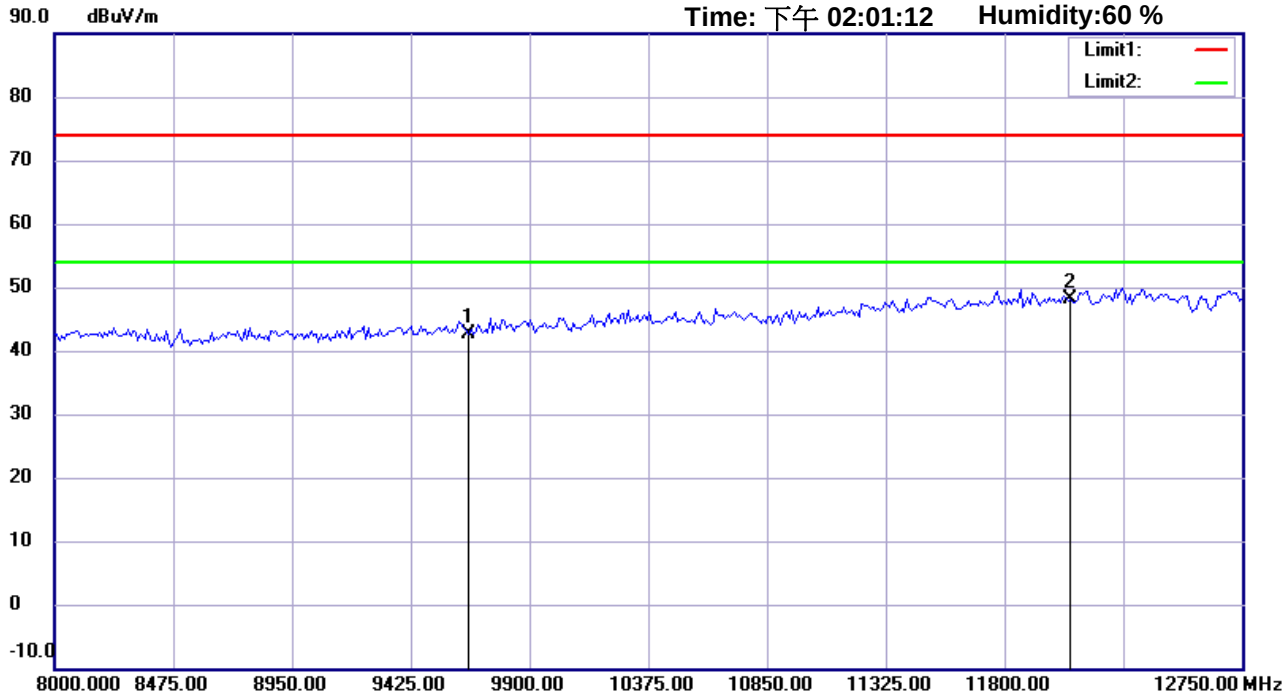

Site : Chamber

Condition : FCC_part 15 RE-Class C_Above 1GHz_PK

Polarization: *Vertical*

EUT : W6M21510-15372

Power : 4.5 Vd.c.

M/N:

Distance: 3m

Test Mode : TX 802.11b CH1

Note :

Mk.	Frequency (MHz)	Reading (dBuV)	Detector	Corr. factor (dB/m)	Result (dBuV/m)	Limit (dBuV/m)	Ant.Pos (cm)	Tab.Pos (deg.)	Margin (dB)	Comment
	9648.000	34.80	peak	7.73	42.53	74.00	100	55	-31.47	
*	12060.000	34.18	peak	13.88	48.06	74.00	100	30	-25.94	

*:Maximum data x:Over limit !:over margin

Address:6F.,No.58,Ln 188,Ruey Kuang Rd,Neihu,Taipei
Tel:+886-2-6606-8877
Fax:+886-2-6606-8875

Radiated Emission Measurement

Operator: Leon

File :3 Data :#4 Date: 2015/11/17 Time: 下午 01:58:34

Temperature:24 ℃
Humidity:60 %

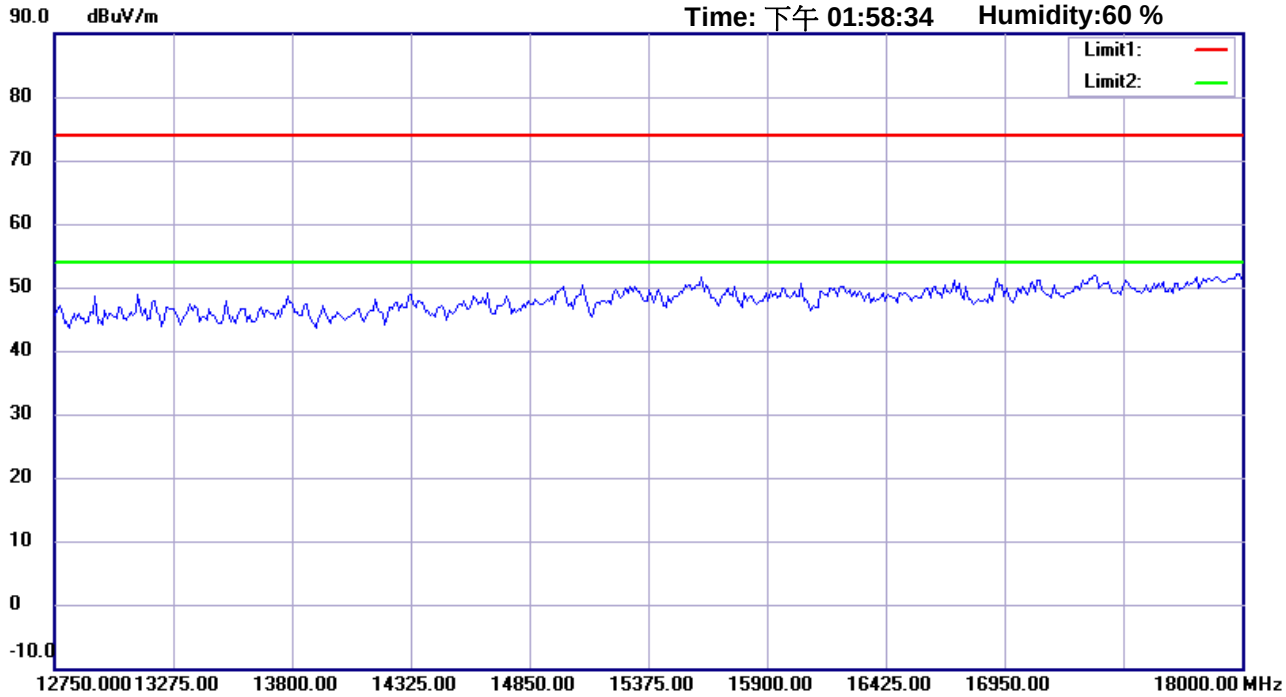

Site : Chamber

Condition : FCC_part 15 RE-Class C_Above 1GHz_PK

Polarization: *Horizontal*

EUT : W6M21510-15372

Power : 4.5 Vd.c.

M/N:

Distance: 3m

Test Mode : TX 802.11b CH1

Note :

Mk.	Frequency (MHz)	Reading (dBuV)	Detector	Corr. factor (dB/m)	Result (dBuV/m)	Limit (dBuV/m)	Ant.Pos (cm)	Tab.Pos (deg.)	Margin (dB)	Comment

*:Maximum data x:Over limit !:over margin

Address:6F.,No.58,Ln 188,Ruey Kuang Rd,Neihu,Taipei
Tel:+886-2-6606-8877
Fax:+886-2-6606-8875

Radiated Emission Measurement

Operator: Leon

File :3 Data :#9 Date: 2015/11/17 Time: 下午 02:01:26

Temperature:24 ℃
Humidity:60 %

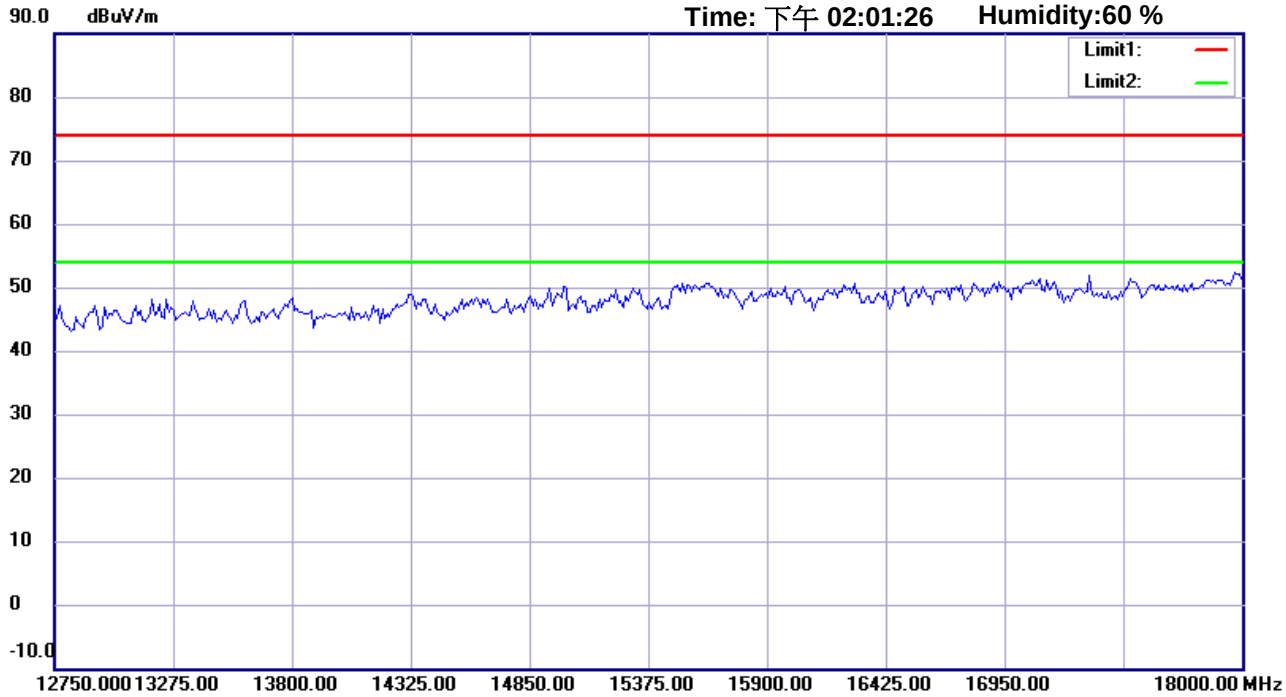

Site : Chamber
Condition : FCC_part 15 RE-Class C_Above 1GHz_PK
EUT : W6M21510-15372
M/N:
Test Mode : TX 802.11b CH1
Note :

Polarization: *Vertical*
Power : 4.5 Vd.c.
Distance: 3m

Mk.	Frequency (MHz)	Reading (dBuV)	Detector	Corr. factor (dB/m)	Result (dBuV/m)	Limit (dBuV/m)	Ant.Pos (cm)	Tab.Pos (deg.)	Margin (dB)	Comment

*:Maximum data x:Over limit !:over margin

Address:6F.,No.58,Ln 188,Ruey Kuang Rd,Neihu,Taipei
Tel:+886-2-6606-8877
Fax:+886-2-6606-8875

Radiated Emission Measurement

Operator: Leon

File :3 | Data :#5 | Date: 2015/11/17 | Time: 下午 01:58:43 | Temperature:24 ℃ | Humidity:60 %

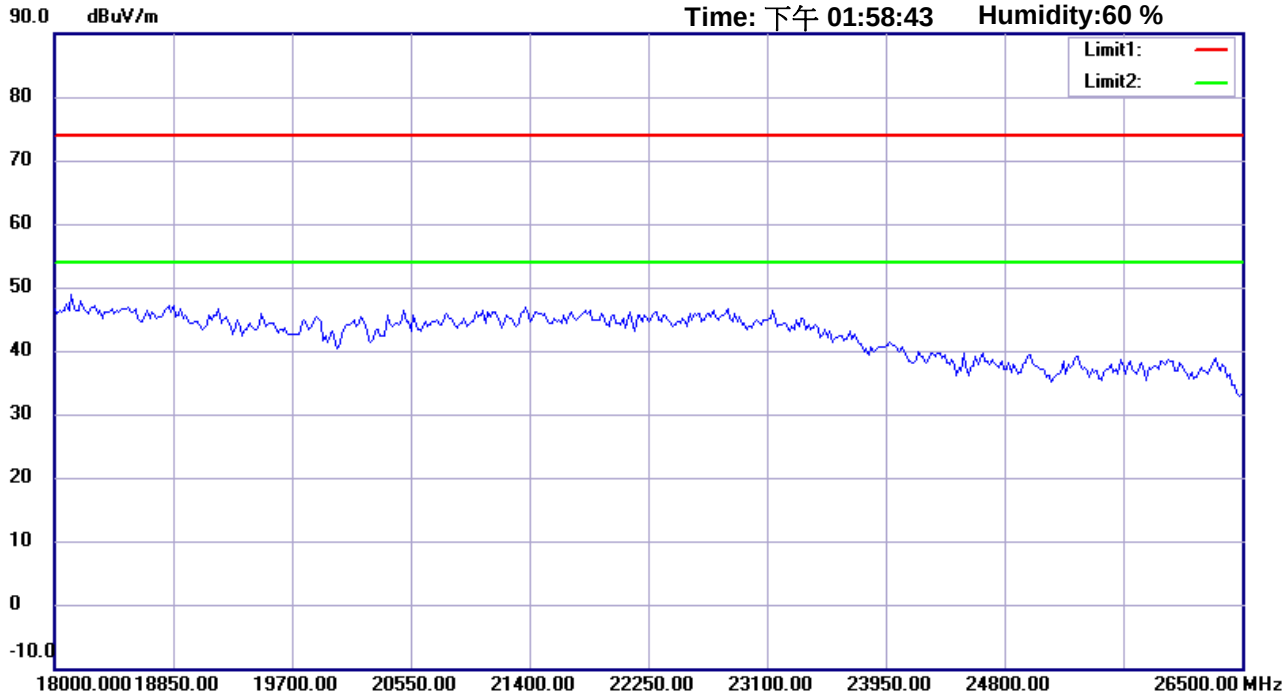

Site : Chamber

Condition : FCC_part 15 RE-Class C_Above 1GHz_PK

Polarization: *Horizontal*

EUT : W6M21510-15372

Power : 4.5 Vd.c.

M/N:

Distance: 3m

Test Mode : TX 802.11b CH1

Note :

Mk.	Frequency (MHz)	Reading (dBuV)	Detector	Corr. factor (dB/m)	Result (dBuV/m)	Limit (dBuV/m)	Ant.Pos (cm)	Tab.Pos (deg.)	Margin (dB)	Comment

*:Maximum data x:Over limit !:over margin

Address:6F.,No.58,Ln 188,Ruey Kuang Rd,Neihu,Taipei
Tel:+886-2-6606-8877
Fax:+886-2-6606-8875

Radiated Emission Measurement

Operator: Leon

File :3 | Data :#10 | Date: 2015/11/17 | Time: 下午 02:01:36 | Temperature:24 ℃ | Humidity:60 %

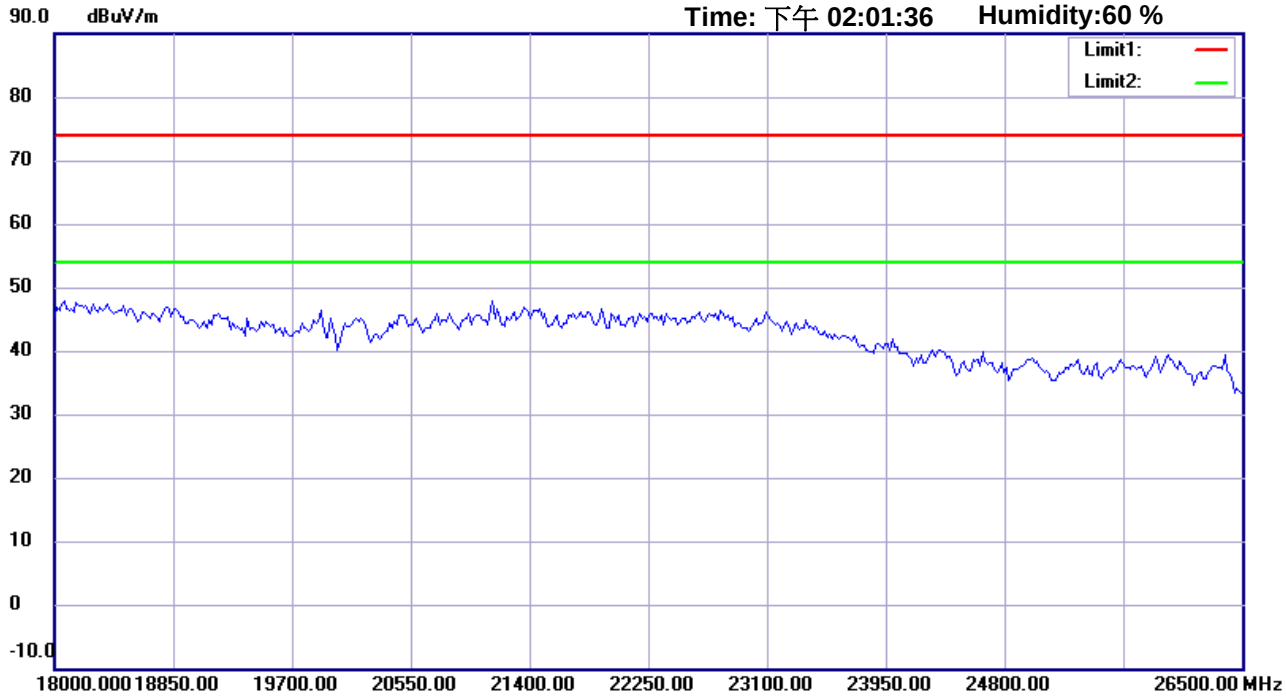

Site : Chamber

Condition : FCC_part 15 RE-Class C_Above 1GHz_PK

Polarization: *Vertical*

EUT : W6M21510-15372

Power : 4.5 Vd.c.

M/N:

Distance: 3m

Test Mode : TX 802.11b CH1

Note :

Mk.	Frequency (MHz)	Reading (dBuV)	Detector	Corr. factor (dB/m)	Result (dBuV/m)	Limit (dBuV/m)	Ant.Pos (cm)	Tab.Pos (deg.)	Margin (dB)	Comment

*:Maximum data x:Over limit !:over margin

Address:6F.,No.58,Ln 188,Ruey Kuang Rd,Neihu,Taipei
Tel:+886-2-6606-8877
Fax:+886-2-6606-8875

Radiated Emission Measurement

Operator: Roy

File :1 Data :#1 Date: 2015/11/17 Time: 下午 07:51:00

Temperature:24 ℃
Humidity:60 %

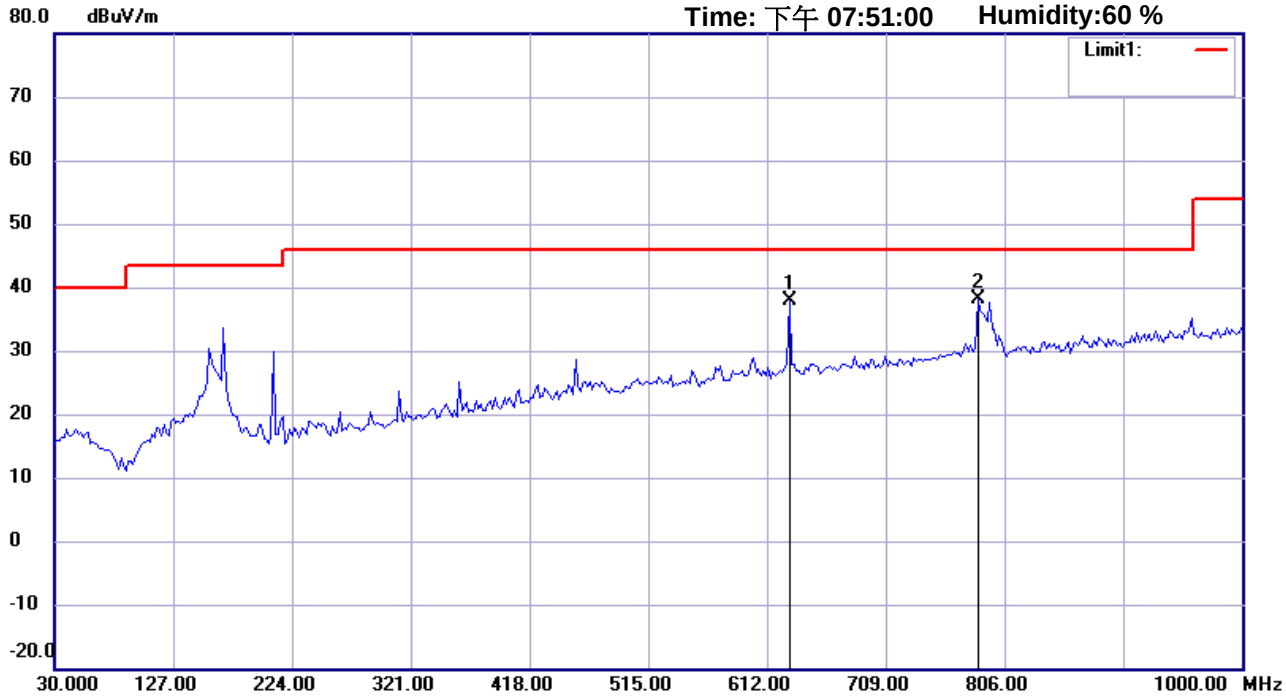

Site : Chamber

Condition : FCC_part 15 RE-Class C_30-1000MHz

Polarization: *Horizontal*

EUT : W6M21510-15372

Power : 4.5 Vd.c.

M/N:

Distance: 3m

Test Mode : TX 802.11b CH6

Note :

Mk.	Frequency (MHz)	Reading (dBuV)	Detector	Corr. factor (dB/m)	Result (dBuV/m)	Limit (dBuV/m)	Ant.Pos (cm)	Tab.Pos (deg.)	Margin (dB)	Comment
	630.6612	14.24	peak	23.62	37.86	46.00	100	210	-8.14	
*	784.2285	11.99	peak	26.12	38.11	46.00	100	60	-7.89	

*:Maximum data x:Over limit !:over margin

Address:6F.,No.58,Ln 188,Ruey Kuang Rd,Neihu,Taipei
Tel:+886-2-6606-8877
Fax:+886-2-6606-8875

Radiated Emission Measurement

Operator: Roy

File :1 Data :#2 Date: 2015/11/17 Time: 下午 07:51:46

Temperature:24 ℃
Humidity:60 %

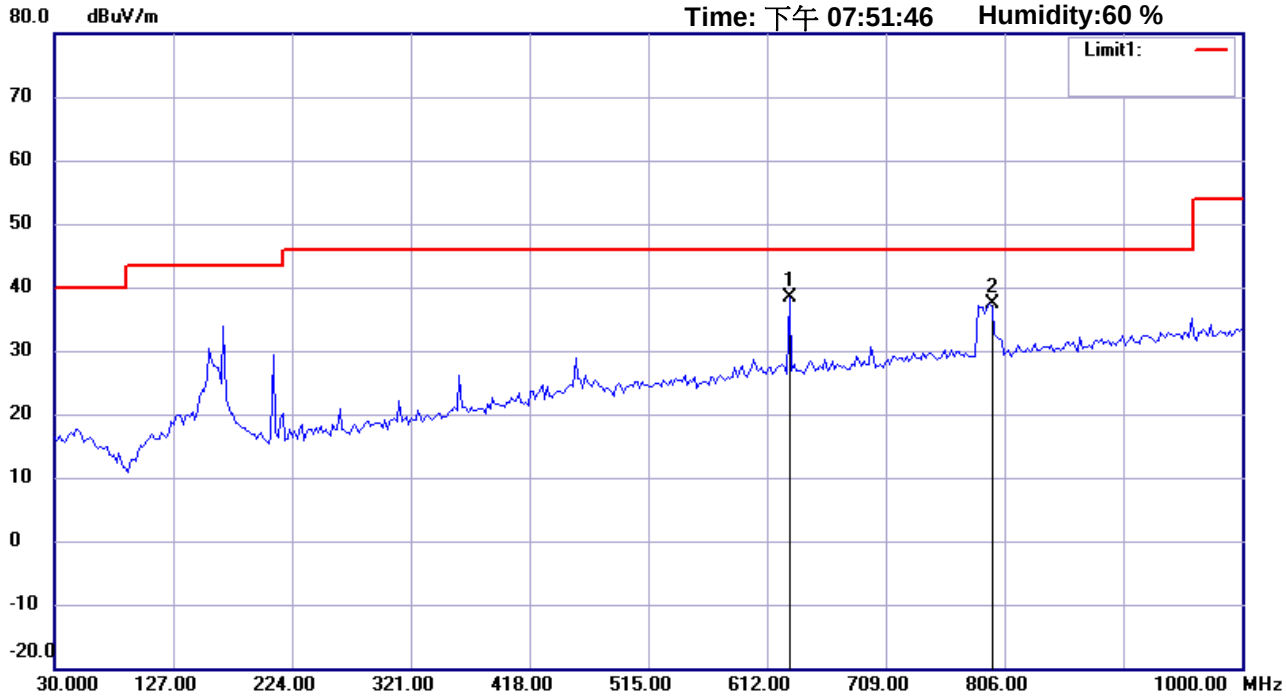

Site : Chamber

Condition : FCC_part 15 RE-Class C_30-1000MHz

Polarization: *Vertical*

EUT : W6M21510-15372

Power : 4.5 Vd.c.

M/N:

Distance: 3m

Test Mode : TX 802.11b CH6

Note :

Mk.	Frequency (MHz)	Reading (dBuV)	Detector	Corr. factor (dB/m)	Result (dBuV/m)	Limit (dBuV/m)	Ant.Pos (cm)	Tab.Pos (deg.)	Margin (dB)	Comment
*	630.6612	14.70	peak	23.62	38.32	46.00	100	295	-7.68	
	793.9480	11.23	peak	26.24	37.47	46.00	100	210	-8.53	

*:Maximum data x:Over limit !:over margin

Address:6F.,No.58,Ln 188,Ruey Kuang Rd,Neihu,Taipei
Tel:+886-2-6606-8877
Fax:+886-2-6606-8875

Radiated Emission Measurement

Operator: Leon

File :3 Data :#1 Date: 2015/11/17 Time: 下午 01:43:53

Temperature:24 ℃
Humidity:60 %

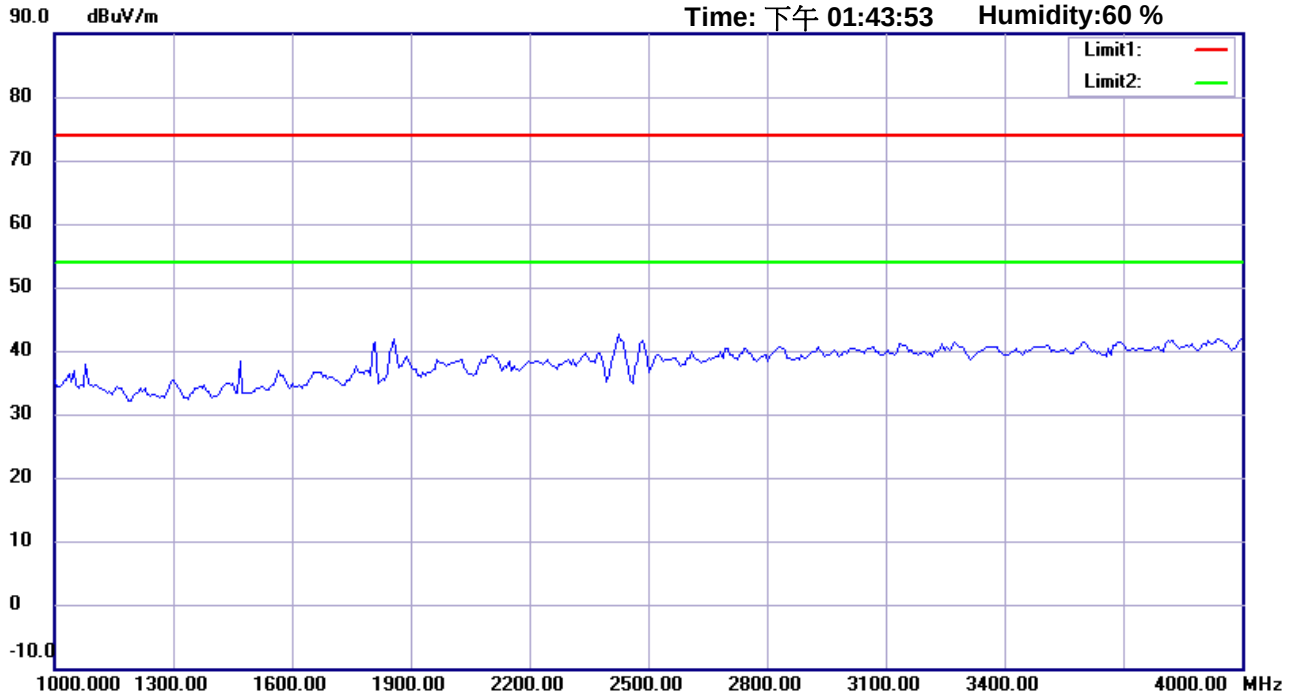

Site : Chamber

Condition : FCC_part 15 RE-Class C_Above 1GHz_PK

Polarization: *Horizontal*

EUT : W6M21510-15372

Power : 4.5 Vd.c.

M/N:

Distance: 3m

Test Mode : TX 802.11b CH6

Note :

Mk.	Frequency (MHz)	Reading (dBuV)	Detector	Corr. factor (dB/m)	Result (dBuV/m)	Limit (dBuV/m)	Ant.Pos (cm)	Tab.Pos (deg.)	Margin (dB)	Comment

*:Maximum data x:Over limit !:over margin

Address:6F.,No.58,Ln 188,Ruey Kuang Rd,Neihu,Taipei
Tel:+886-2-6606-8877
Fax:+886-2-6606-8875

Radiated Emission Measurement

Operator: Leon

File :3 | Data :#6 | Date: 2015/11/17 | Time: 下午 01:46:39 | Temperature:24 ℃ | Humidity:60 %

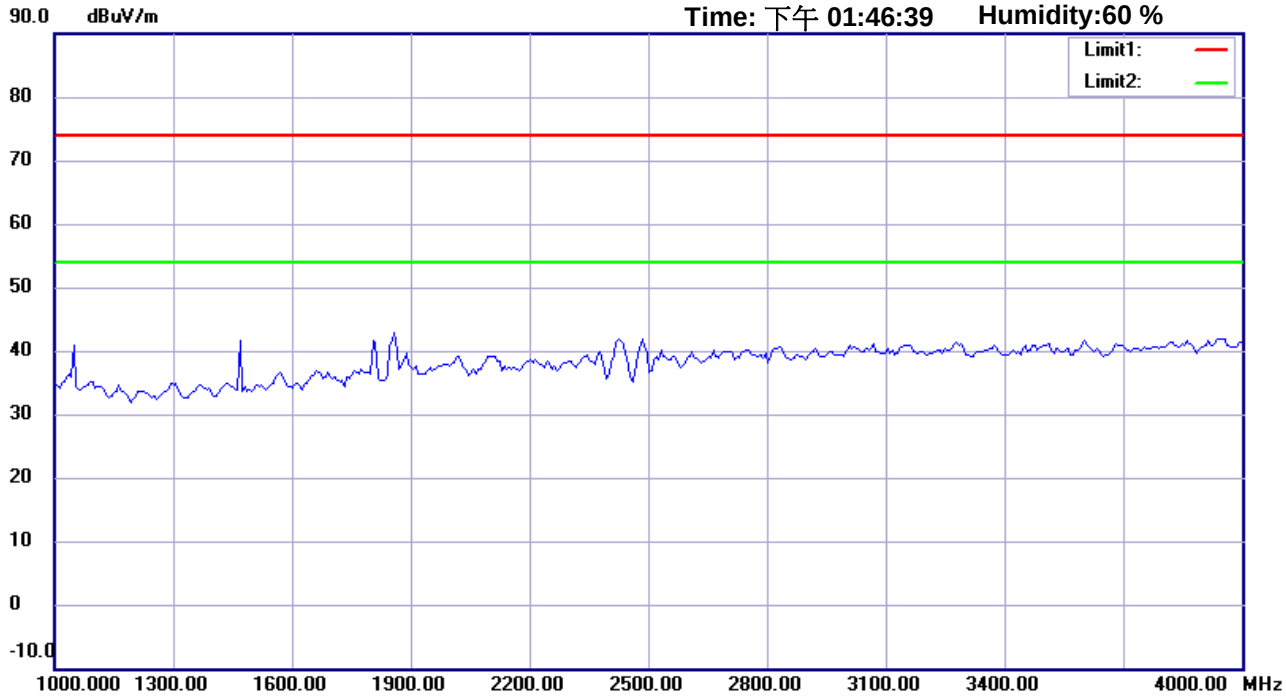

Site : Chamber

Condition : FCC_part 15 RE-Class C_Above 1GHz_PK

Polarization: *Vertical*

EUT : W6M21510-15372

Power : 4.5 Vd.c.

M/N:

Distance: 3m

Test Mode : TX 802.11b CH6

Note :

Mk.	Frequency (MHz)	Reading (dBuV)	Detector	Corr. factor (dB/m)	Result (dBuV/m)	Limit (dBuV/m)	Ant.Pos (cm)	Tab.Pos (deg.)	Margin (dB)	Comment

*:Maximum data x:Over limit !:over margin

Address:6F.,No.58,Ln 188,Ruey Kuang Rd,Neihu,Taipei
Tel:+886-2-6606-8877
Fax:+886-2-6606-8875

Radiated Emission Measurement

Operator: Leon

File :3 | Data :#2 | Date: 2015/11/17 | Time: 下午 01:44:39 | Temperature:24 ℃ | Humidity:60 %

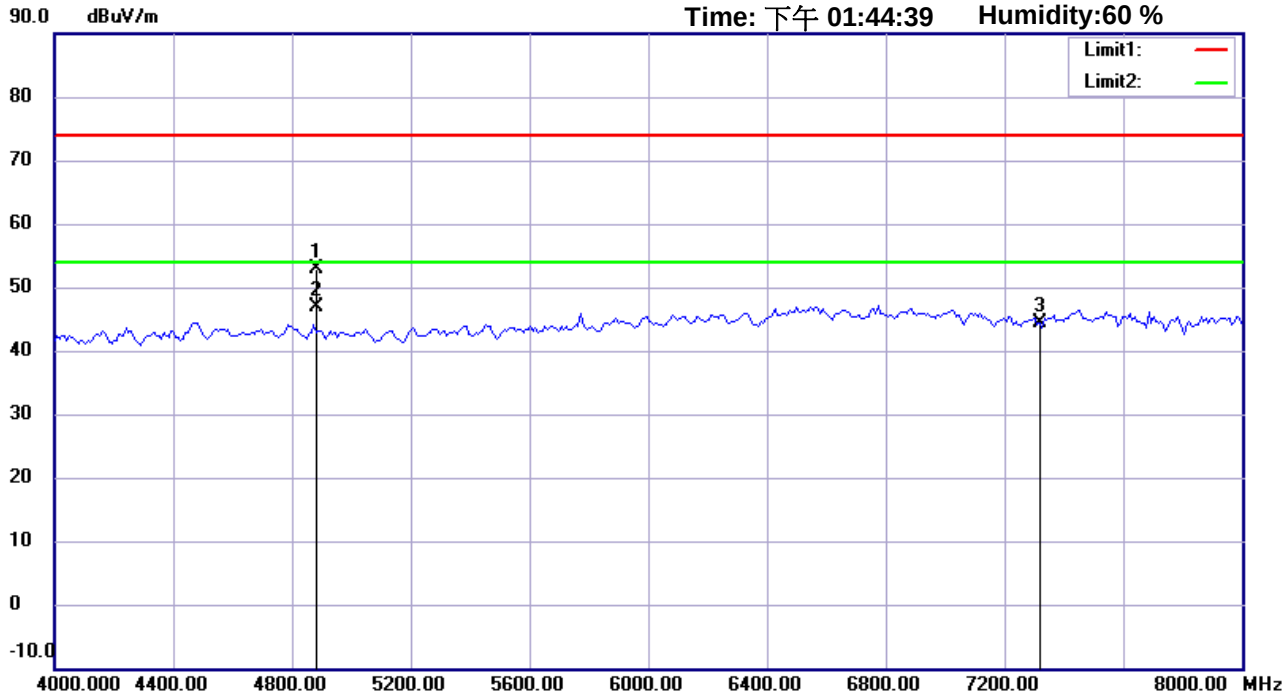

Site : Chamber

Condition : FCC_part 15 RE-Class C_Above 1GHz_PK

Polarization: *Horizontal*

EUT : W6M21510-15372

Power : 4.5 Vd.c.

M/N:

Distance: 3m

Test Mode : TX 802.11b CH6

Note :

Mk.	Frequency (MHz)	Reading (dBuV)	Detector	Corr. factor (dB/m)	Result (dBuV/m)	Limit (dBuV/m)	Ant.Pos (cm)	Tab.Pos (deg.)	Margin (dB)	Comment
	4873.954	51.72	peak	1.18	52.90	74.00	100	274	-21.10	
*	4873.954	45.59	AVG	1.18	46.77	54.00	100	274	-7.23	
	7311.000	39.51	peak	4.95	44.46	74.00	100	130	-29.54	

*:Maximum data x:Over limit !:over margin

Address:6F.,No.58,Ln 188,Ruey Kuang Rd,Neihu,Taipei
Tel:+886-2-6606-8877
Fax:+886-2-6606-8875

Radiated Emission Measurement

Operator: Leon

File :3 | Data :#7 | Date: 2015/11/17 | Time: 下午 01:47:24 | Temperature:24 ℃ | Humidity:60 %

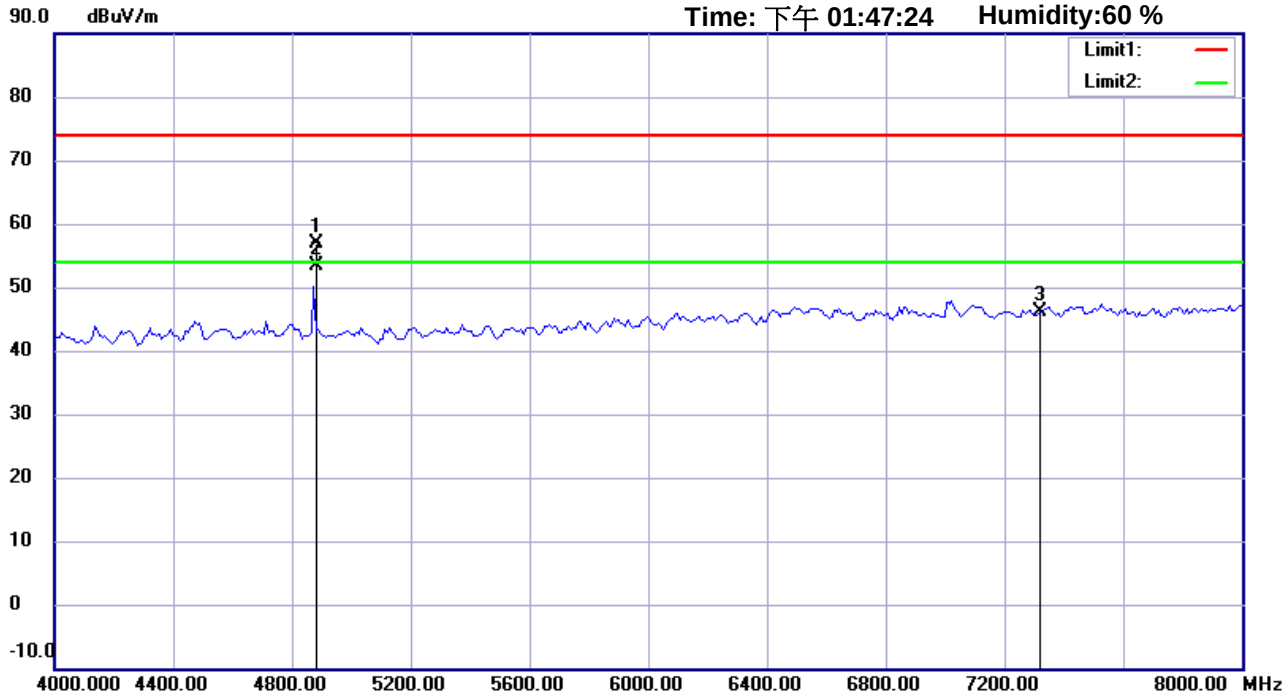

Site : Chamber

Condition : FCC_part 15 RE-Class C_Above 1GHz_PK

Polarization: *Vertical*

EUT : W6M21510-15372

Power : 4.5 Vd.c.

M/N:

Distance: 3m

Test Mode : TX 802.11b CH6

Note :

Mk.	Frequency (MHz)	Reading (dBuV)	Detector	Corr. factor (dB/m)	Result (dBuV/m)	Limit (dBuV/m)	Ant.Pos (cm)	Tab.Pos (deg.)	Margin (dB)	Comment
	4873.970	55.72	peak	1.18	56.90	74.00	130	185	-17.10	
*	4873.970	52.16	AVG	1.18	53.34	54.00	130	185	-0.66	
	7311.000	41.24	peak	4.95	46.19	74.00	100	150	-27.81	

*:Maximum data x:Over limit !:over margin

Address:6F.,No.58,Ln 188,Ruey Kuang Rd,Neihu,Taipei
Tel:+886-2-6606-8877
Fax:+886-2-6606-8875

Radiated Emission Measurement

Operator: Leon

File :3 | Data :#3 | Date: 2015/11/17 | Time: 下午 01:45:30 | Temperature:24 ℃ | Humidity:60 %

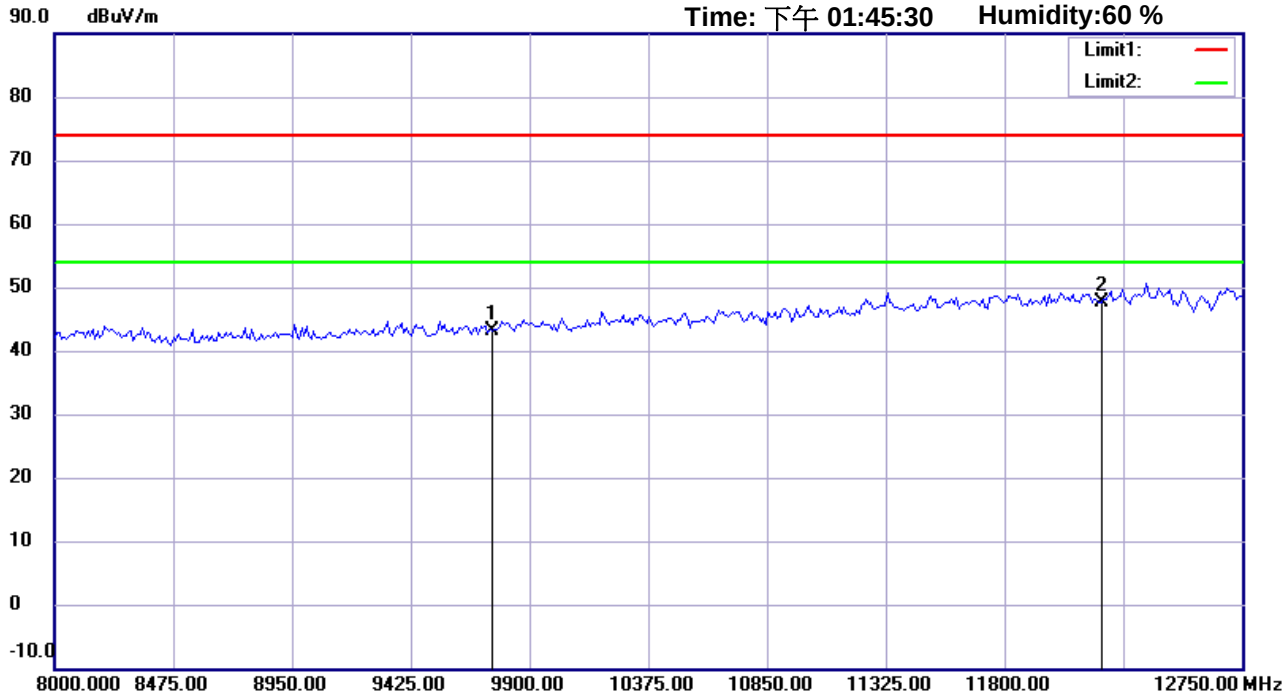

Site : Chamber

Condition : FCC_part 15 RE-Class C_Above 1GHz_PK

Polarization: *Horizontal*

EUT : W6M21510-15372

Power : 4.5 Vd.c.

M/N:

Distance: 3m

Test Mode : TX 802.11b CH6

Note :

Mk.	Frequency (MHz)	Reading (dBuV)	Detector	Corr. factor (dB/m)	Result (dBuV/m)	Limit (dBuV/m)	Ant.Pos (cm)	Tab.Pos (deg.)	Margin (dB)	Comment
	9748.000	35.17	peak	7.93	43.10	74.00	100	175	-30.90	
*	12185.000	33.34	peak	14.39	47.73	74.00	100	120	-26.27	

*:Maximum data x:Over limit !:over margin

Address:6F.,No.58,Ln 188,Ruey Kuang Rd,Neihu,Taipei
Tel:+886-2-6606-8877
Fax:+886-2-6606-8875

Radiated Emission Measurement

Operator: Leon

File :3 | Data :#8 | Date: 2015/11/17 | Time: 下午 01:48:09 | Temperature:24 ℃ | Humidity:60 %

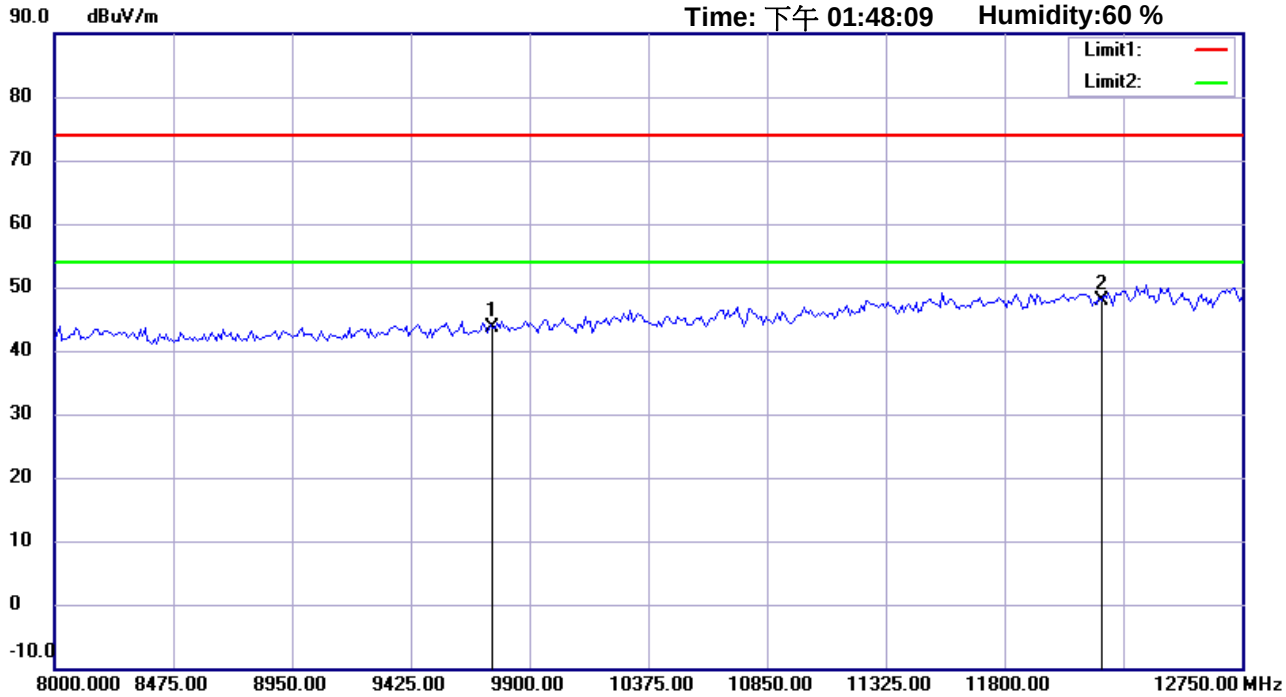

Site : Chamber

Condition : FCC_part 15 RE-Class C_Above 1GHz_PK

Polarization: *Vertical*

EUT : W6M21510-15372

Power : 4.5 Vd.c.

M/N:

Distance: 3m

Test Mode : TX 802.11b CH6

Note :

Mk.	Frequency (MHz)	Reading (dBuV)	Detector	Corr. factor (dB/m)	Result (dBuV/m)	Limit (dBuV/m)	Ant.Pos (cm)	Tab.Pos (deg.)	Margin (dB)	Comment
	9748.000	35.65	peak	7.93	43.58	74.00	100	95	-30.42	
*	12185.000	33.47	peak	14.39	47.86	74.00	100	60	-26.14	

*:Maximum data x:Over limit !:over margin

Address:6F.,No.58,Ln 188,Ruey Kuang Rd,Neihu,Taipei
Tel:+886-2-6606-8877
Fax:+886-2-6606-8875

Radiated Emission Measurement

Operator: Leon

File :3 Data :#4 Date: 2015/11/17 Time: 下午 01:45:44

Temperature:24 ℃
Humidity:60 %

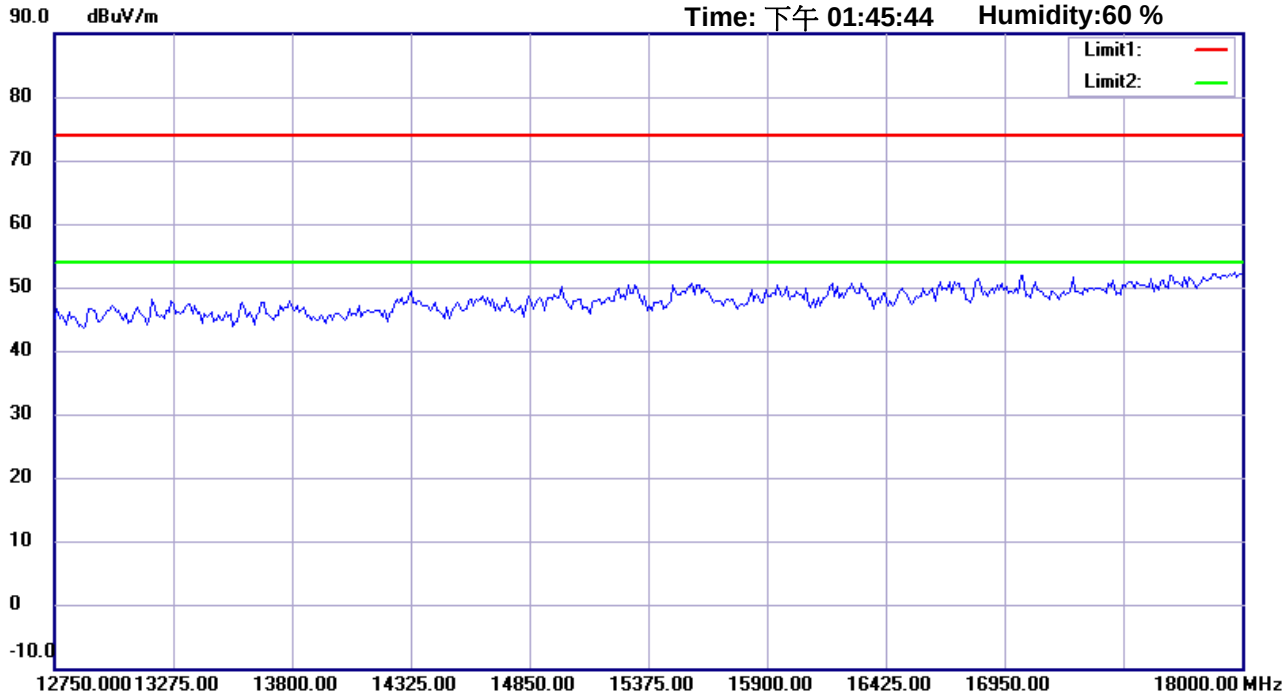

Site : Chamber

Condition : FCC_part 15 RE-Class C_Above 1GHz_PK

Polarization: *Horizontal*

EUT : W6M21510-15372

Power : 4.5 Vd.c.

M/N:

Distance: 3m

Test Mode : TX 802.11b CH6

Note :

Mk.	Frequency (MHz)	Reading (dBuV)	Detector	Corr. factor (dB/m)	Result (dBuV/m)	Limit (dBuV/m)	Ant.Pos (cm)	Tab.Pos (deg.)	Margin (dB)	Comment

*:Maximum data x:Over limit !:over margin

Address:6F.,No.58,Ln 188,Ruey Kuang Rd,Neihu,Taipei
Tel:+886-2-6606-8877
Fax:+886-2-6606-8875

Radiated Emission Measurement

Operator: Leon

File :3 Data :#9 Date: 2015/11/17 Time: 下午 01:48:23

Temperature:24 ℃
Humidity:60 %

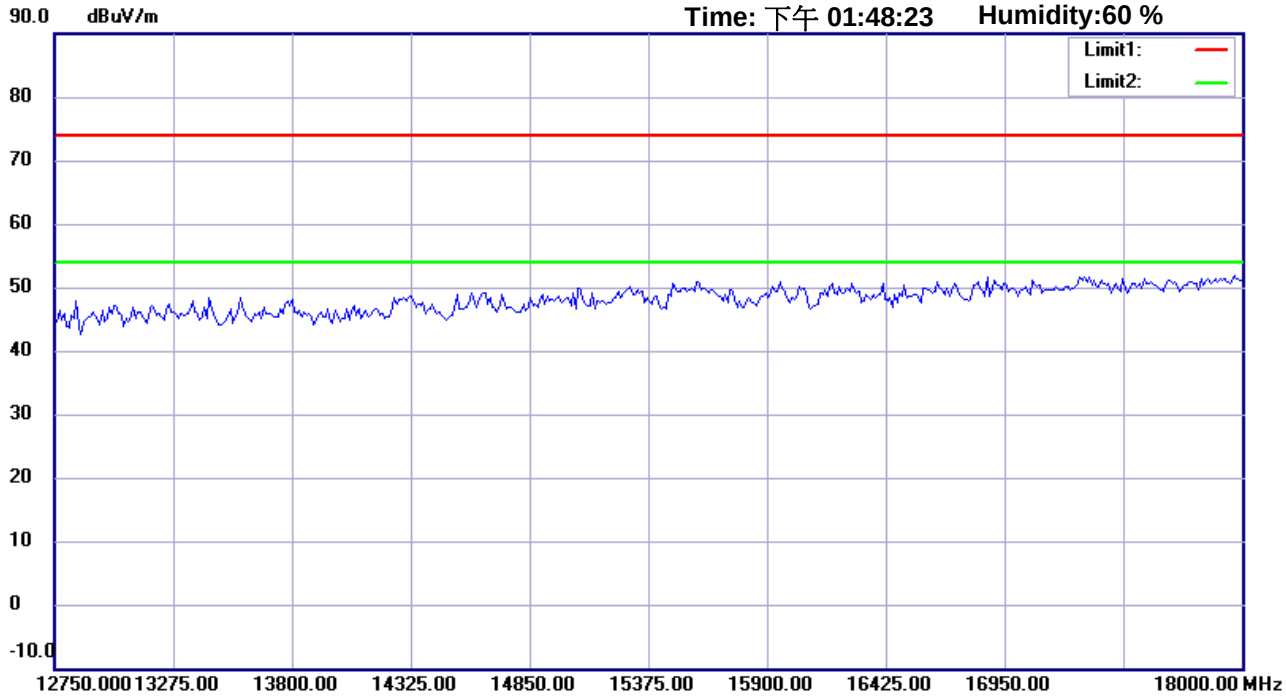

Site : Chamber
Condition : FCC_part 15 RE-Class C_Above 1GHz_PK
EUT : W6M21510-15372
M/N:
Test Mode : TX 802.11b CH6
Note :

Polarization: *Vertical*
Power : 4.5 Vd.c.
Distance: 3m

Mk.	Frequency (MHz)	Reading (dBuV)	Detector	Corr. factor (dB/m)	Result (dBuV/m)	Limit (dBuV/m)	Ant.Pos (cm)	Tab.Pos (deg.)	Margin (dB)	Comment

*:Maximum data x:Over limit !:over margin

Address:6F.,No.58,Ln 188,Ruey Kuang Rd,Neihu,Taipei
Tel:+886-2-6606-8877
Fax:+886-2-6606-8875

Radiated Emission Measurement

Operator: Leon

File :3 | Data :#5 | Date: 2015/11/17 | Time: 下午 01:45:54 | Temperature:24 ℃ | Humidity:60 %

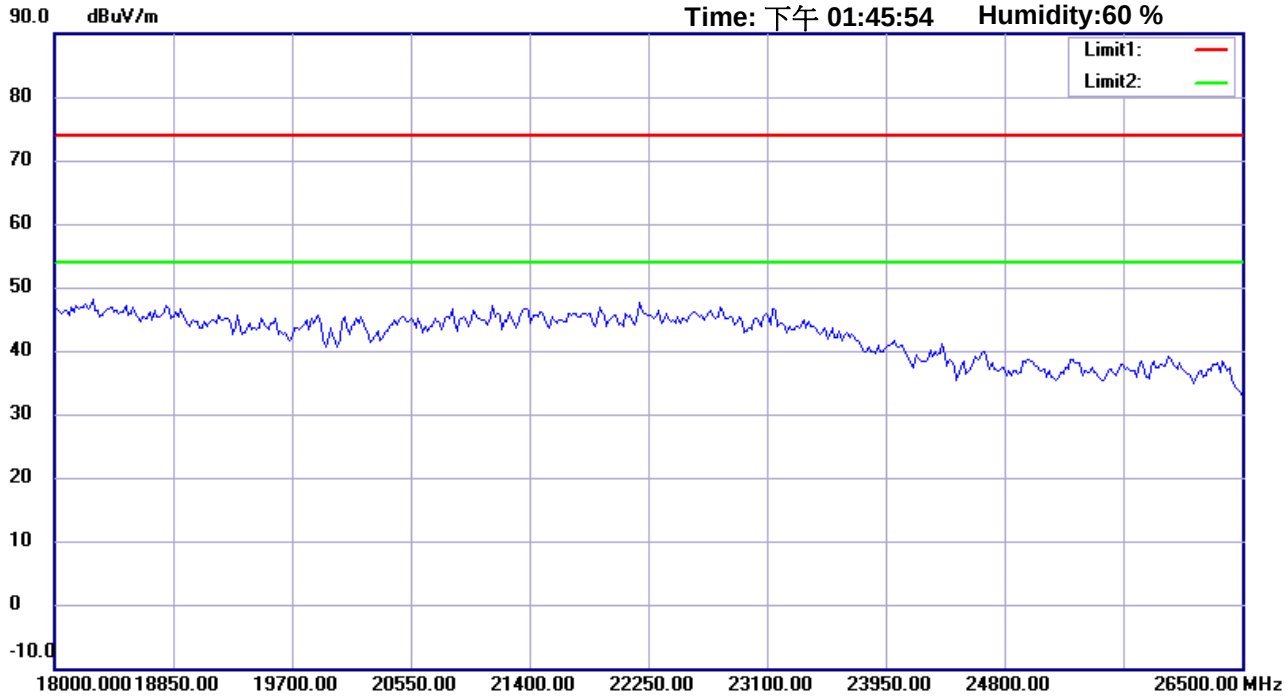

Site : Chamber

Condition : FCC_part 15 RE-Class C_Above 1GHz_PK

Polarization: *Horizontal*

EUT : W6M21510-15372

Power : 4.5 Vd.c.

M/N:

Distance: 3m

Test Mode : TX 802.11b CH6

Note :

Mk.	Frequency (MHz)	Reading (dBuV)	Detector	Corr. factor (dB/m)	Result (dBuV/m)	Limit (dBuV/m)	Ant.Pos (cm)	Tab.Pos (deg.)	Margin (dB)	Comment

*:Maximum data x:Over limit !:over margin

Address:6F.,No.58,Ln 188,Ruey Kuang Rd,Neihu,Taipei
Tel:+886-2-6606-8877
Fax:+886-2-6606-8875

Radiated Emission Measurement

Operator: Leon

File :3 Data :#10 Date: 2015/11/17 Time: 下午 01:48:32

Temperature:24 ℃
Humidity:60 %

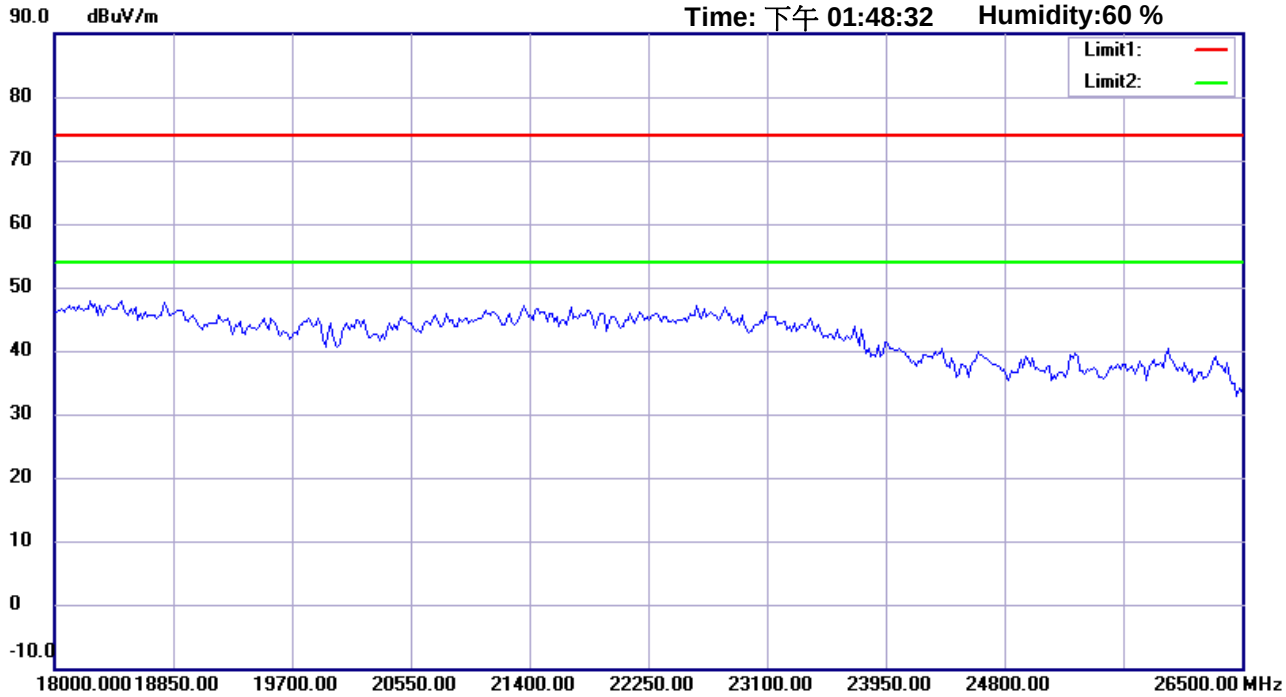

Site : Chamber
Condition : FCC_part 15 RE-Class C_Above 1GHz_PK
EUT : W6M21510-15372
M/N:
Test Mode : TX 802.11b CH6
Note :

Polarization: *Vertical*
Power : 4.5 Vd.c.
Distance: 3m

Mk.	Frequency (MHz)	Reading (dBuV)	Detector	Corr. factor (dB/m)	Result (dBuV/m)	Limit (dBuV/m)	Ant.Pos (cm)	Tab.Pos (deg.)	Margin (dB)	Comment

*:Maximum data x:Over limit !:over margin

Address:6F.,No.58,Ln 188,Ruey Kuang Rd,Neihu,Taipei
Tel:+886-2-6606-8877
Fax:+886-2-6606-8875

Radiated Emission Measurement

Operator: Roy

File :1 Data :#1 Date: 2015/11/17 Time: 下午 07:52:46

Temperature:24 ℃
Humidity:60 %

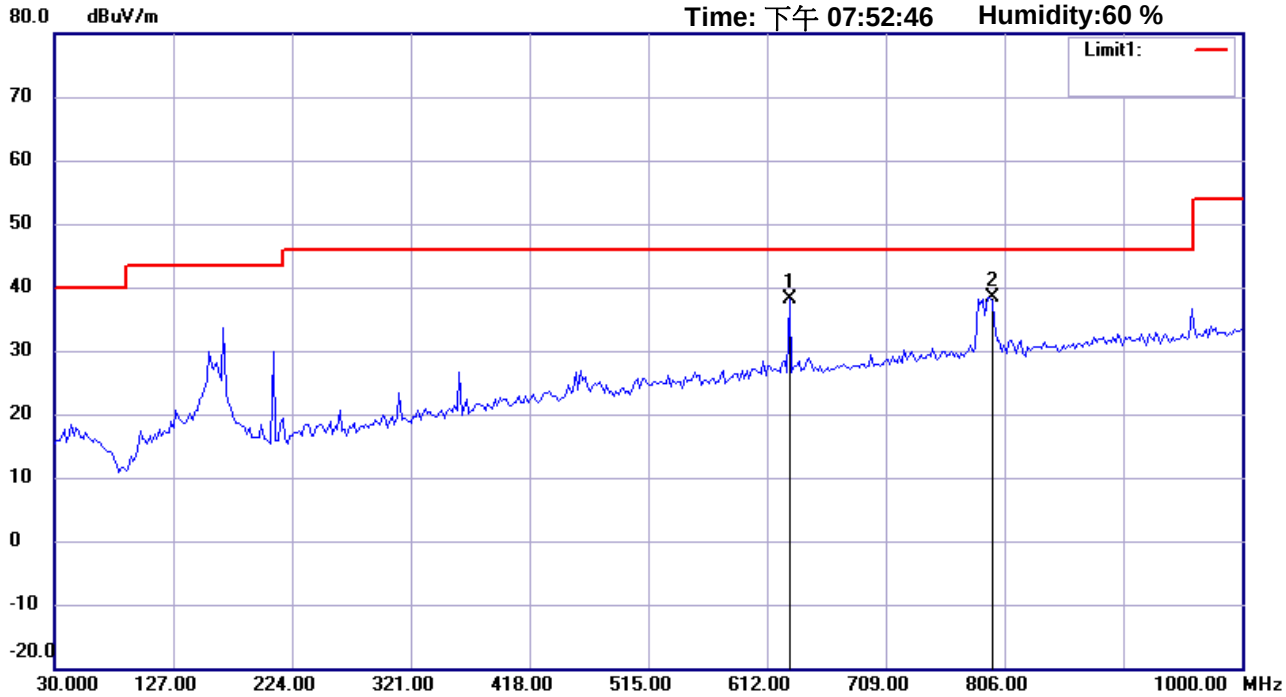

Site : Chamber

Condition : FCC_part 15 RE-Class C_30-1000MHz

Polarization: *Horizontal*

EUT : W6M21510-15372

Power : 4.5 Vd.c.

M/N:

Distance: 3m

Test Mode : TX 802.11b CH11

Note :

Mk.	Frequency (MHz)	Reading (dBuV)	Detector	Corr. factor (dB/m)	Result (dBuV/m)	Limit (dBuV/m)	Ant.Pos (cm)	Tab.Pos (deg.)	Margin (dB)	Comment
	630.6612	14.62	peak	23.62	38.24	46.00	100	240	-7.76	
*	793.9480	12.11	peak	26.24	38.35	46.00	100	95	-7.65	

*:Maximum data x:Over limit !:over margin

Address:6F.,No.58,Ln 188,Ruey Kuang Rd,Neihu,Taipei
Tel:+886-2-6606-8877
Fax:+886-2-6606-8875

Radiated Emission Measurement

Operator: Roy

File :1 Data :#2 Date: 2015/11/17 Time: 下午 07:53:31

Temperature:24 ℃
Humidity:60 %

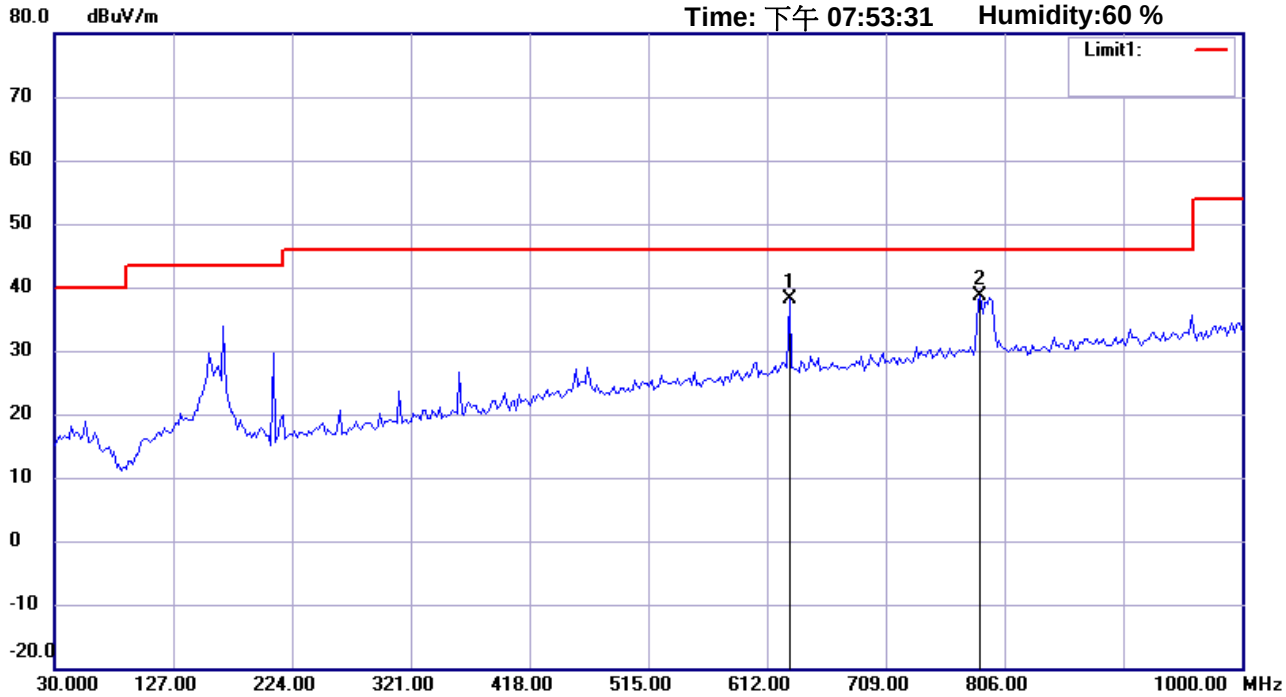

Site : Chamber

Condition : FCC_part 15 RE-Class C_30-1000MHz

Polarization: *Vertical*

EUT : W6M21510-15372

Power : 4.5 Vd.c.

M/N:

Distance: 3m

Test Mode : TX 802.11b CH11

Note :

Mk.	Frequency (MHz)	Reading (dBuV)	Detector	Corr. factor (dB/m)	Result (dBuV/m)	Limit (dBuV/m)	Ant.Pos (cm)	Tab.Pos (deg.)	Margin (dB)	Comment
	630.6612	14.48	peak	23.62	38.10	46.00	100	180	-7.90	
*	786.1722	12.44	peak	26.14	38.58	46.00	100	115	-7.42	

*:Maximum data x:Over limit !:over margin

Address:6F.,No.58,Ln 188,Ruey Kuang Rd,Neihu,Taipei
Tel:+886-2-6606-8877
Fax:+886-2-6606-8875

Radiated Emission Measurement

Operator: Roy

File :3 Data :#1 Date: 2015/11/17 Time: 下午 06:50:17

Temperature:24 ℃
Humidity:60 %

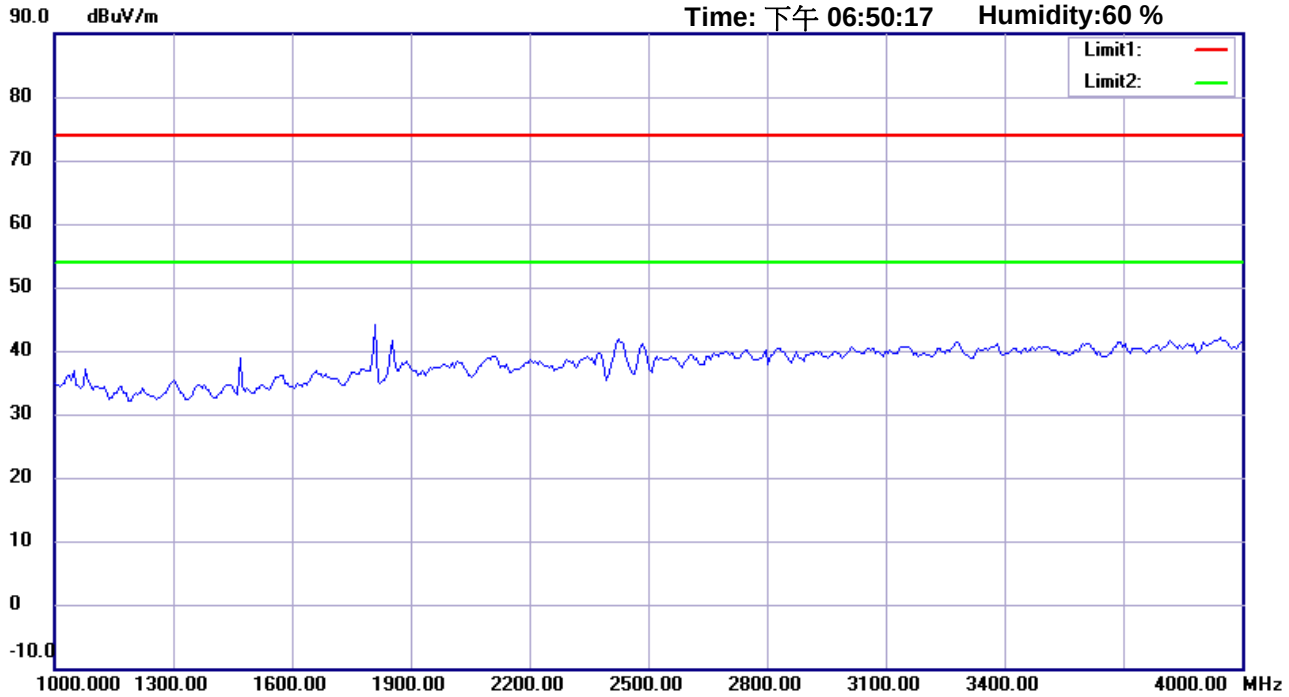

Site : Chamber
Condition : FCC_part 15 RE-Class C_Above 1GHz_PK
EUT : W6M21510-15372
M/N:
Test Mode : TX 802.11g CH11
Note :

Polarization: *Horizontal*
Power : 4.5 Vd.c.
Distance: 3m

Mk.	Frequency (MHz)	Reading (dBuV)	Detector	Corr. factor (dB/m)	Result (dBuV/m)	Limit (dBuV/m)	Ant.Pos (cm)	Tab.Pos (deg.)	Margin (dB)	Comment

*:Maximum data x:Over limit !:over margin

Address:6F.,No.58,Ln 188,Ruey Kuang Rd,Neihu,Taipei
Tel:+886-2-6606-8877
Fax:+886-2-6606-8875

Radiated Emission Measurement

Operator: Roy

File :3 Data :#6 Date: 2015/11/17 Time: 下午 07:22:57

Temperature:24 ℃
Humidity:60 %

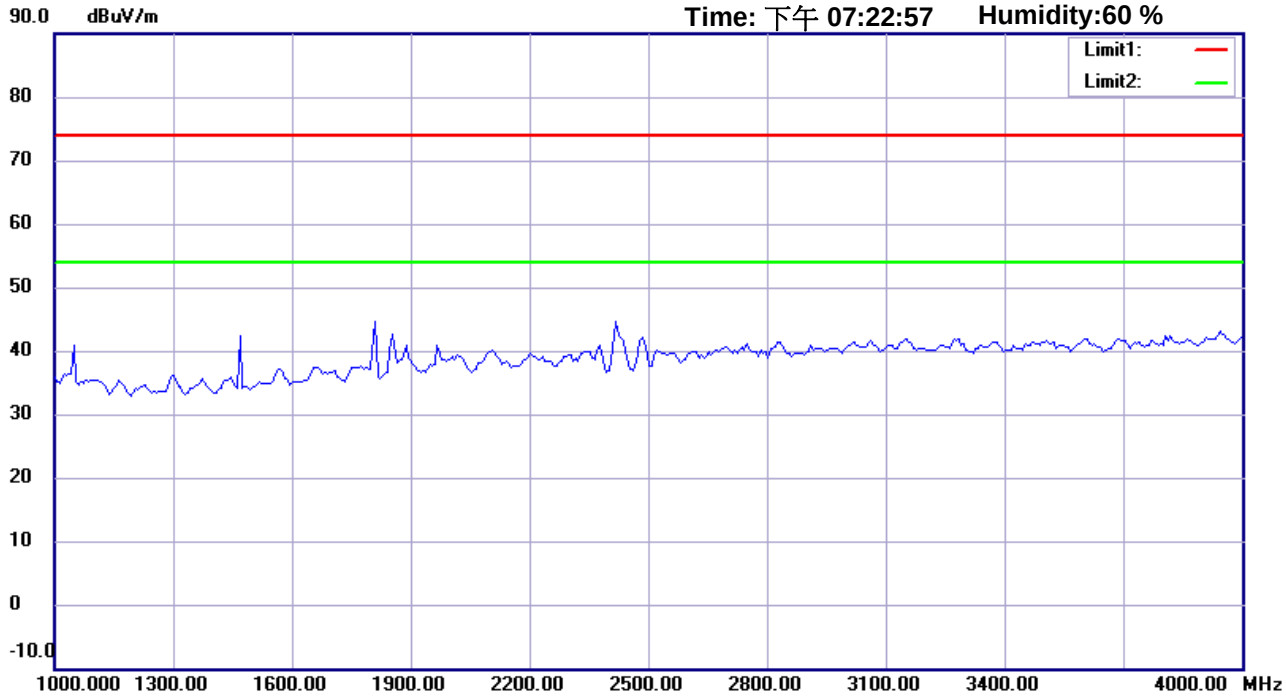

Site : Chamber
Condition : FCC_part 15 RE-Class C_Above 1GHz_PK
EUT : W6M21510-15372
M/N:
Test Mode : TX 802.11g CH11
Note :

Polarization: *Vertical*
Power : 4.5 Vd.c.
Distance: 3m

Mk.	Frequency (MHz)	Reading (dBuV)	Detector	Corr. factor (dB/m)	Result (dBuV/m)	Limit (dBuV/m)	Ant.Pos (cm)	Tab.Pos (deg.)	Margin (dB)	Comment

*:Maximum data x:Over limit !:over margin

Address:6F.,No.58,Ln 188,Ruey Kuang Rd,Neihu,Taipei
Tel:+886-2-6606-8877
Fax:+886-2-6606-8875

Radiated Emission Measurement

Operator: Roy

File :3 Data :#2 Date: 2015/11/17 Time: 下午 06:51:03

Temperature:24 ℃
Humidity:60 %

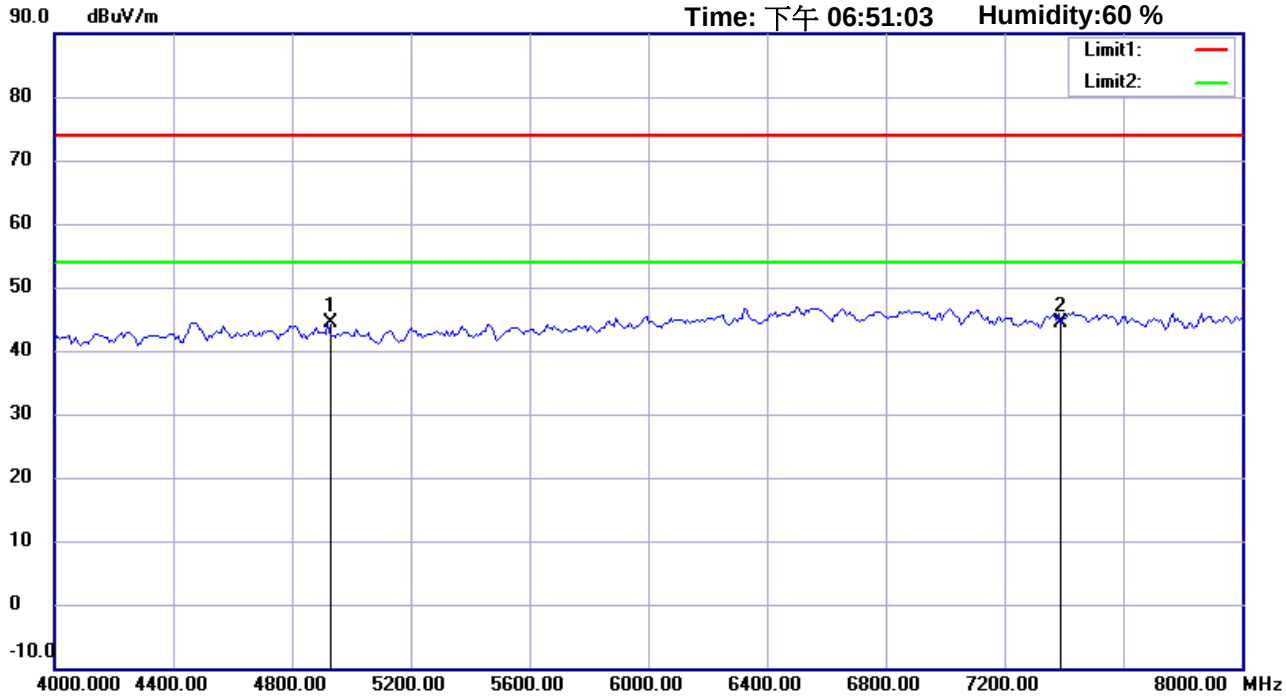

Site : Chamber

Condition : FCC_part 15 RE-Class C_Above 1GHz_PK

Polarization: *Horizontal*

EUT : W6M21510-15372

Power : 4.5 Vd.c.

M/N:

Distance: 3m

Test Mode : TX 802.11g CH11

Note :

Mk.	Frequency (MHz)	Reading (dBuV)	Detector	Corr. factor (dB/m)	Result (dBuV/m)	Limit (dBuV/m)	Ant.Pos (cm)	Tab.Pos (deg.)	Margin (dB)	Comment
	4921.844	43.20	peak	1.23	44.43	74.00	100	180	-29.57	
*	7386.000	39.01	peak	5.45	44.46	74.00	100	255	-29.54	

*:Maximum data x:Over limit !:over margin

Address:6F.,No.58,Ln 188,Ruey Kuang Rd,Neihu,Taipei
Tel:+886-2-6606-8877
Fax:+886-2-6606-8875

Radiated Emission Measurement

Operator: Roy

File :3 | Data :#7 | Date: 2015/11/17 | Time: 下午 07:23:43 | Temperature:24 ℃ | Humidity:60 %

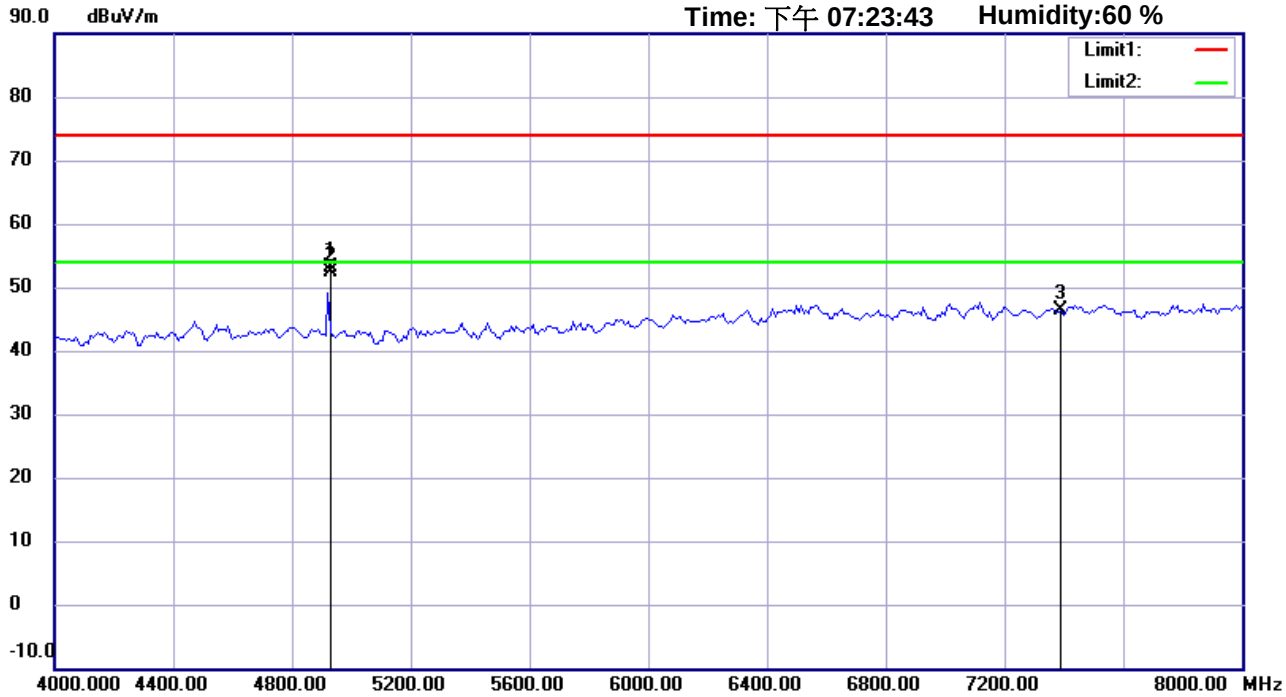

Site : Chamber

Condition : FCC_part 15 RE-Class C_Above 1GHz_PK

Polarization: *Vertical*

EUT : W6M21510-15372

Power : 4.5 Vd.c.

M/N:

Distance: 3m

Test Mode : TX 802.11g CH11

Note :

Mk.	Frequency (MHz)	Reading (dBuV)	Detector	Corr. factor (dB/m)	Result (dBuV/m)	Limit (dBuV/m)	Ant.Pos (cm)	Tab.Pos (deg.)	Margin (dB)	Comment
	4921.844	52.01	peak	1.23	53.24	74.00	100	260	-20.76	
*	4921.844	51.16	AVG	1.23	52.39	54.00	100	260	-1.61	
	7386.000	40.82	peak	5.45	46.27	74.00	100	75	-27.73	

*:Maximum data x:Over limit !:over margin

Address:6F.,No.58,Ln 188,Ruey Kuang Rd,Neihu,Taipei
Tel:+886-2-6606-8877
Fax:+886-2-6606-8875

Radiated Emission Measurement

Operator: Roy

File :3 | Data :#3 | Date: 2015/11/17 | Time: 下午 06:51:54 | Temperature:24 ℃ | Humidity:60 %

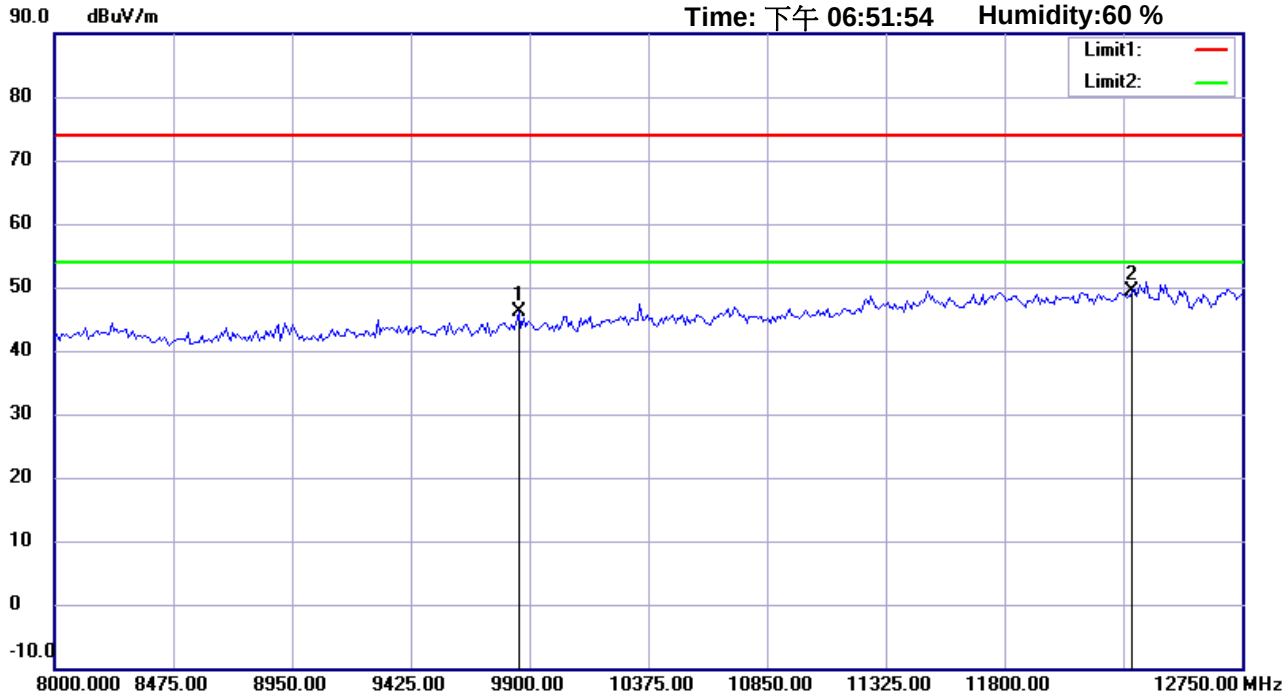

Site : Chamber

Condition : FCC_part 15 RE-Class C_Above 1GHz_PK

Polarization: *Horizontal*

EUT : W6M21510-15372

Power : 4.5 Vd.c.

M/N:

Distance: 3m

Test Mode : TX 802.11g CH11

Note :

Mk.	Frequency (MHz)	Reading (dBuV)	Detector	Corr. factor (dB/m)	Result (dBuV/m)	Limit (dBuV/m)	Ant.Pos (cm)	Tab.Pos (deg.)	Margin (dB)	Comment
	9848.000	37.89	peak	8.33	46.22	74.00	100	190	-27.78	
*	12310.000	35.04	peak	14.24	49.28	74.00	100	125	-24.72	

*:Maximum data x:Over limit !:over margin

Address:6F.,No.58,Ln 188,Ruey Kuang Rd,Neihu,Taipei
Tel:+886-2-6606-8877
Fax:+886-2-6606-8875

Radiated Emission Measurement

Operator: Roy

File :3 Data :#8 Date: 2015/11/17 Time: 下午 07:24:27

Temperature:24 ℃
Humidity:60 %

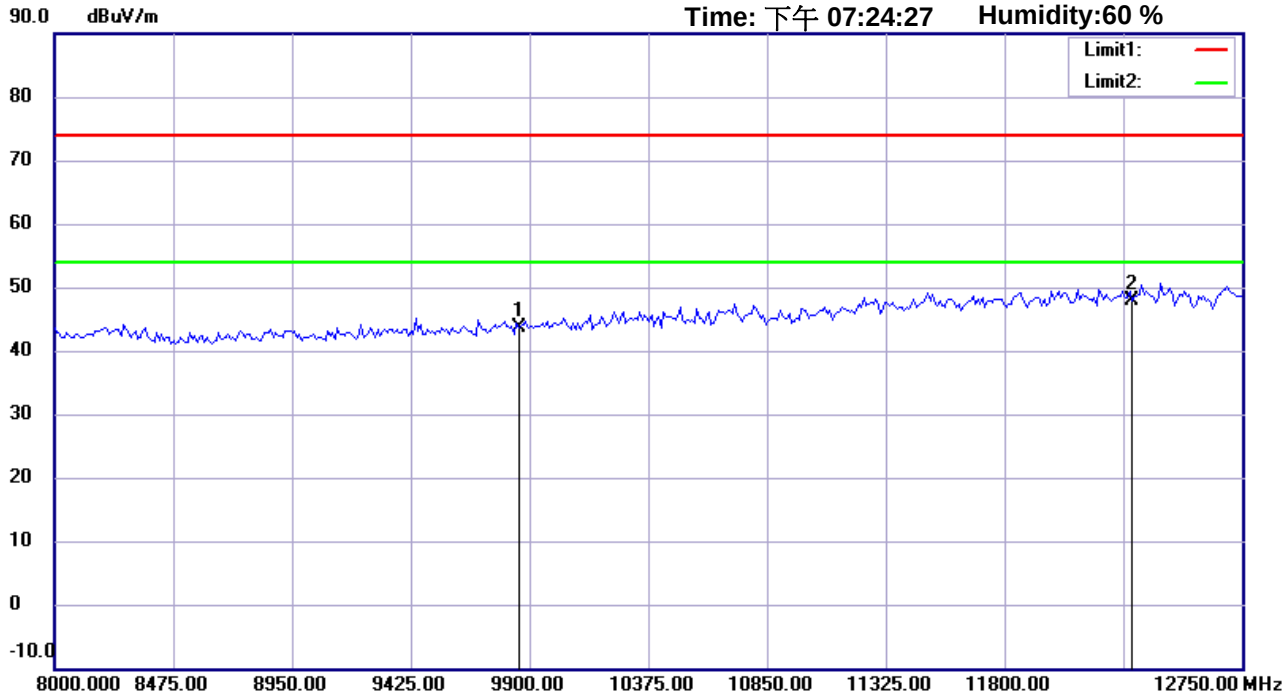

Site : Chamber

Condition : FCC_part 15 RE-Class C_Above 1GHz_PK

Polarization: *Vertical*

EUT : W6M21510-15372

Power : 4.5 Vd.c.

M/N:

Distance: 3m

Test Mode : TX 802.11g CH11

Note :

Mk.	Frequency (MHz)	Reading (dBuV)	Detector	Corr. factor (dB/m)	Result (dBuV/m)	Limit (dBuV/m)	Ant.Pos (cm)	Tab.Pos (deg.)	Margin (dB)	Comment
	9848.000	35.37	peak	8.33	43.70	74.00	100	170	-30.30	
*	12310.000	33.55	peak	14.24	47.79	74.00	100	60	-26.21	

*:Maximum data x:Over limit !:over margin

Address:6F.,No.58,Ln 188,Ruey Kuang Rd,Neihu,Taipei
Tel:+886-2-6606-8877
Fax:+886-2-6606-8875

Radiated Emission Measurement

Operator: Roy

File :3 Data :#4 Date: 2015/11/17 Time: 下午 06:52:08

Temperature:24 ℃
Humidity:60 %

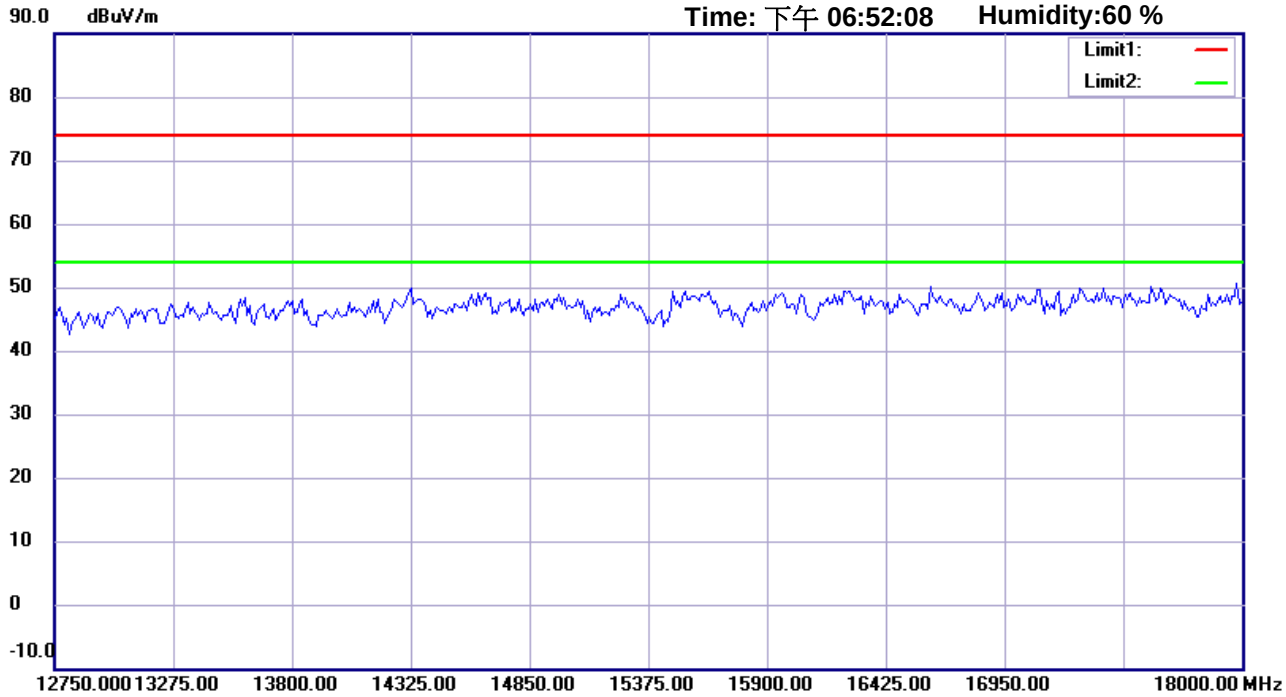

Site : Chamber
Condition : FCC_part 15 RE-Class C_Above 1GHz_PK
EUT : W6M21510-15372
M/N:
Test Mode : TX 802.11g CH11
Note :

Polarization: *Horizontal*
Power : 4.5 Vd.c.
Distance: 3m

Mk.	Frequency (MHz)	Reading (dBuV)	Detector	Corr. factor (dB/m)	Result (dBuV/m)	Limit (dBuV/m)	Ant.Pos (cm)	Tab.Pos (deg.)	Margin (dB)	Comment

*:Maximum data x:Over limit !:over margin

Address:6F.,No.58,Ln 188,Ruey Kuang Rd,Neihu,Taipei
Tel:+886-2-6606-8877
Fax:+886-2-6606-8875

Radiated Emission Measurement

Operator: Roy

File :3 Data :#9 Date: 2015/11/17 Time: 下午 07:24:41

Temperature:24 ℃
Humidity:60 %

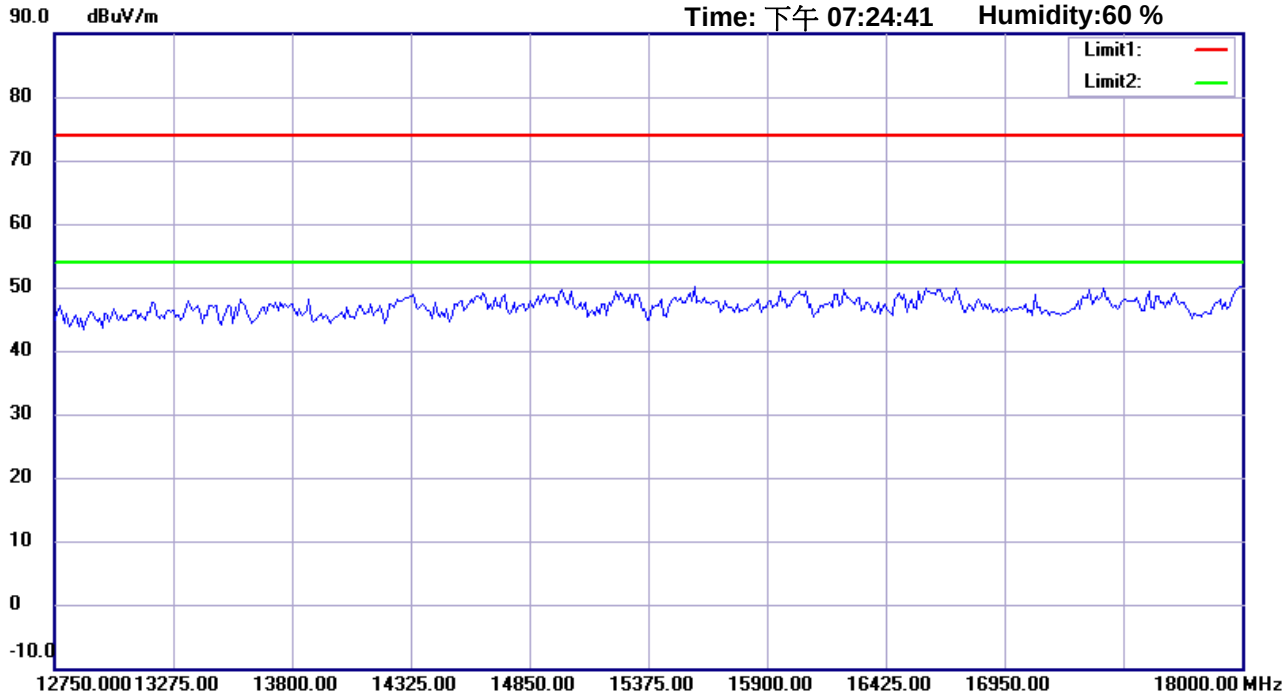

Site : Chamber
Condition : FCC_part 15 RE-Class C_Above 1GHz_PK
EUT : W6M21510-15372
M/N:
Test Mode : TX 802.11g CH11
Note :

Polarization: *Vertical*
Power : 4.5 Vd.c.
Distance: 3m

Mk.	Frequency (MHz)	Reading (dBuV)	Detector	Corr. factor (dB/m)	Result (dBuV/m)	Limit (dBuV/m)	Ant.Pos (cm)	Tab.Pos (deg.)	Margin (dB)	Comment

*:Maximum data x:Over limit !:over margin

Address:6F.,No.58,Ln 188,Ruey Kuang Rd,Neihu,Taipei
Tel:+886-2-6606-8877
Fax:+886-2-6606-8875

Radiated Emission Measurement

Operator: Roy

File :3 | Data :#5 | Date: 2015/11/17 | Time: 下午 06:52:18 | Temperature:24 ℃ | Humidity:60 %

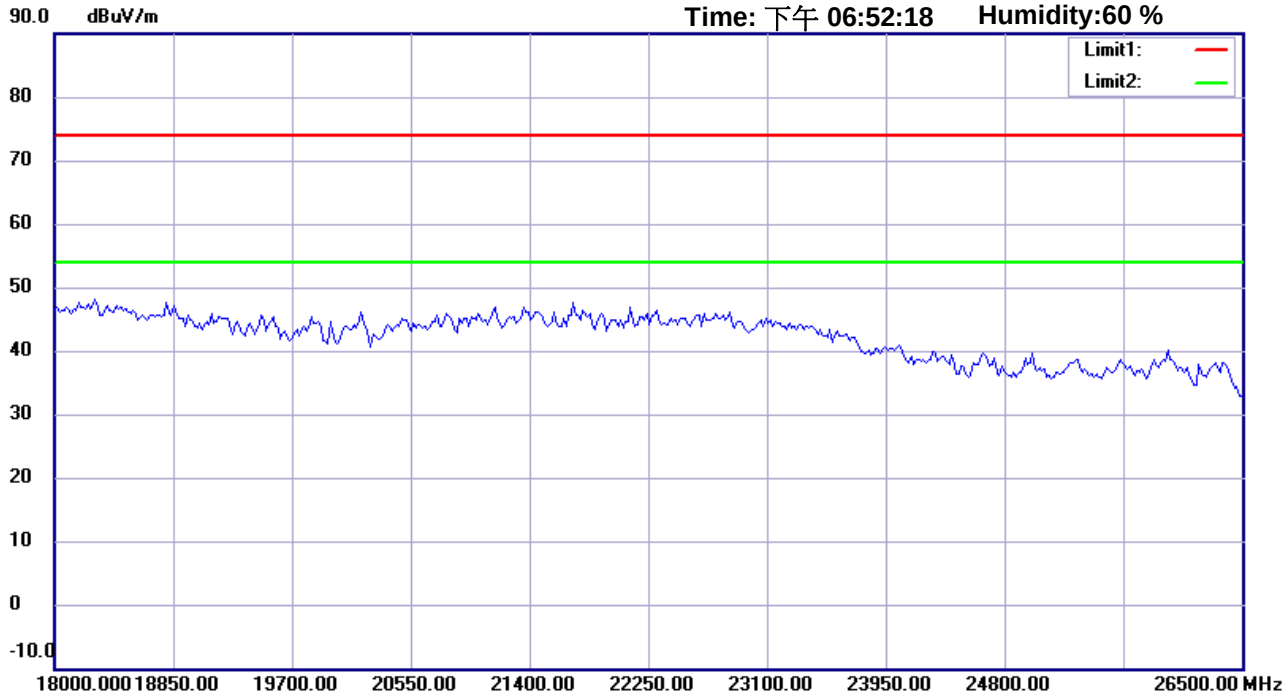

Site : Chamber

Condition : FCC_part 15 RE-Class C_Above 1GHz_PK

Polarization: *Horizontal*

EUT : W6M21510-15372

Power : 4.5 Vd.c.

M/N:

Distance: 3m

Test Mode : TX 802.11g CH11

Note :

Mk.	Frequency (MHz)	Reading (dBuV)	Detector	Corr. factor (dB/m)	Result (dBuV/m)	Limit (dBuV/m)	Ant.Pos (cm)	Tab.Pos (deg.)	Margin (dB)	Comment

*:Maximum data x:Over limit !:over margin

Address:6F.,No.58,Ln 188,Ruey Kuang Rd,Neihu,Taipei
Tel:+886-2-6606-8877
Fax:+886-2-6606-8875

Radiated Emission Measurement

Operator: Roy

File :3 Data :#10 Date: 2015/11/17 Time: 下午 07:24:51

Temperature:24 ℃
Humidity:60 %

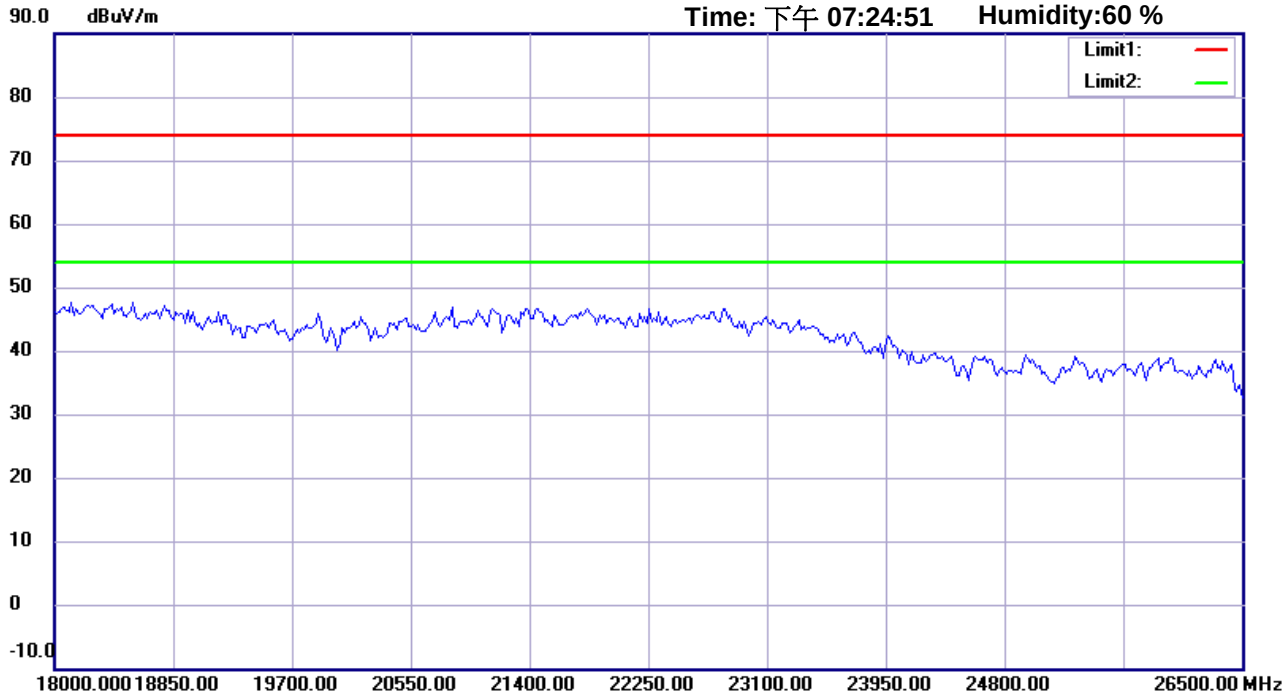

Site : Chamber
Condition : FCC_part 15 RE-Class C_Above 1GHz_PK
EUT : W6M21510-15372
M/N:
Test Mode : TX 802.11g CH11
Note :

Polarization: *Vertical*
Power : 4.5 Vd.c.
Distance: 3m

Mk.	Frequency (MHz)	Reading (dBuV)	Detector	Corr. factor (dB/m)	Result (dBuV/m)	Limit (dBuV/m)	Ant.Pos (cm)	Tab.Pos (deg.)	Margin (dB)	Comment

*:Maximum data x:Over limit !:over margin

Address:6F.,No.58,Ln 188,Ruey Kuang Rd,Neihu,Taipei
Tel:+886-2-6606-8877
Fax:+886-2-6606-8875

Radiated Emission Measurement

Operator: Roy

File :1 Data :#1 Date: 2015/11/17 Time: 下午 07:47:33

Temperature:24 ℃
Humidity:60 %

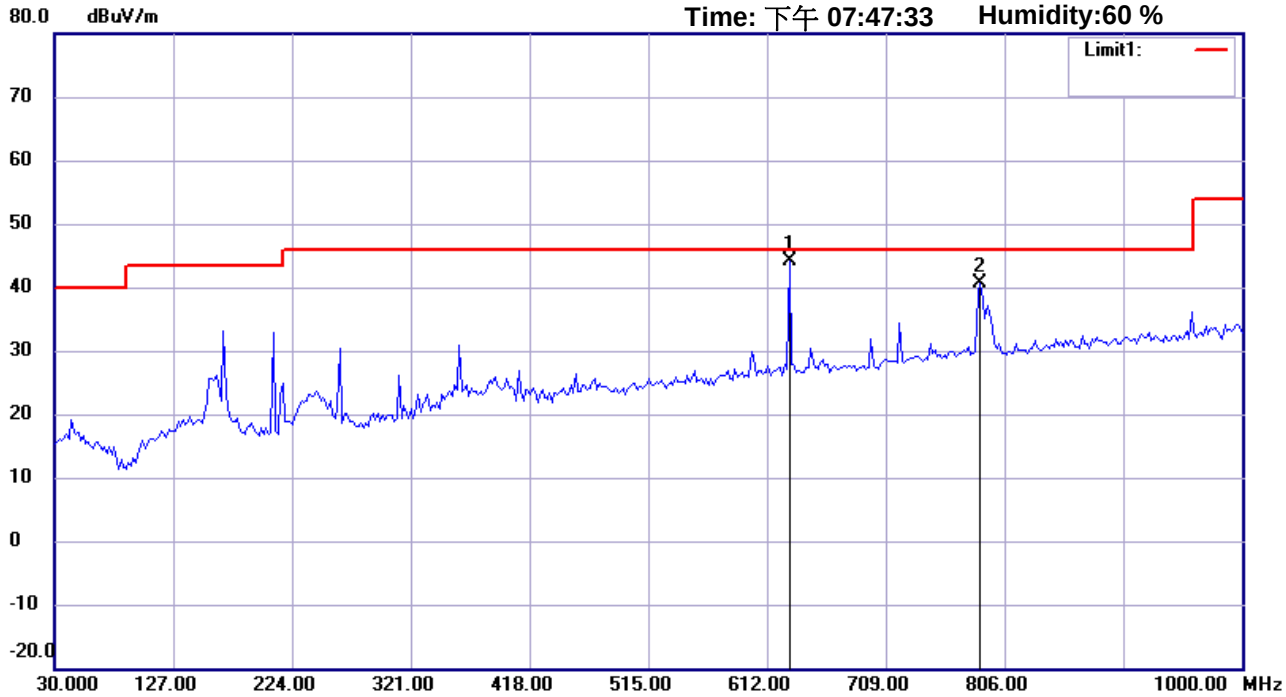

Site : Chamber

Condition : FCC_part 15 RE-Class C_30-1000MHz

Polarization: *Horizontal*

EUT : W6M21510-15372

Power : 4.5 Vd.c.

M/N:

Distance: 3m

Test Mode : TX 802.11g CH1

Note :

Mk.	Frequency (MHz)	Reading (dBuV)	Detector	Corr. factor (dB/m)	Result (dBuV/m)	Limit (dBuV/m)	Ant.Pos (cm)	Tab.Pos (deg.)	Margin (dB)	Comment
*	630.6612	20.45	peak	23.62	44.07	46.00	100	115	-1.93	
	786.1722	14.61	peak	26.14	40.75	46.00	100	35	-5.25	

*:Maximum data x:Over limit !:over margin

Address:6F.,No.58,Ln 188,Ruey Kuang Rd,Neihu,Taipei
Tel:+886-2-6606-8877
Fax:+886-2-6606-8875

Radiated Emission Measurement

Operator: Roy

File :1 Data :#2 Date: 2015/11/17 Time: 下午 07:48:19

Temperature:24 ℃
Humidity:60 %

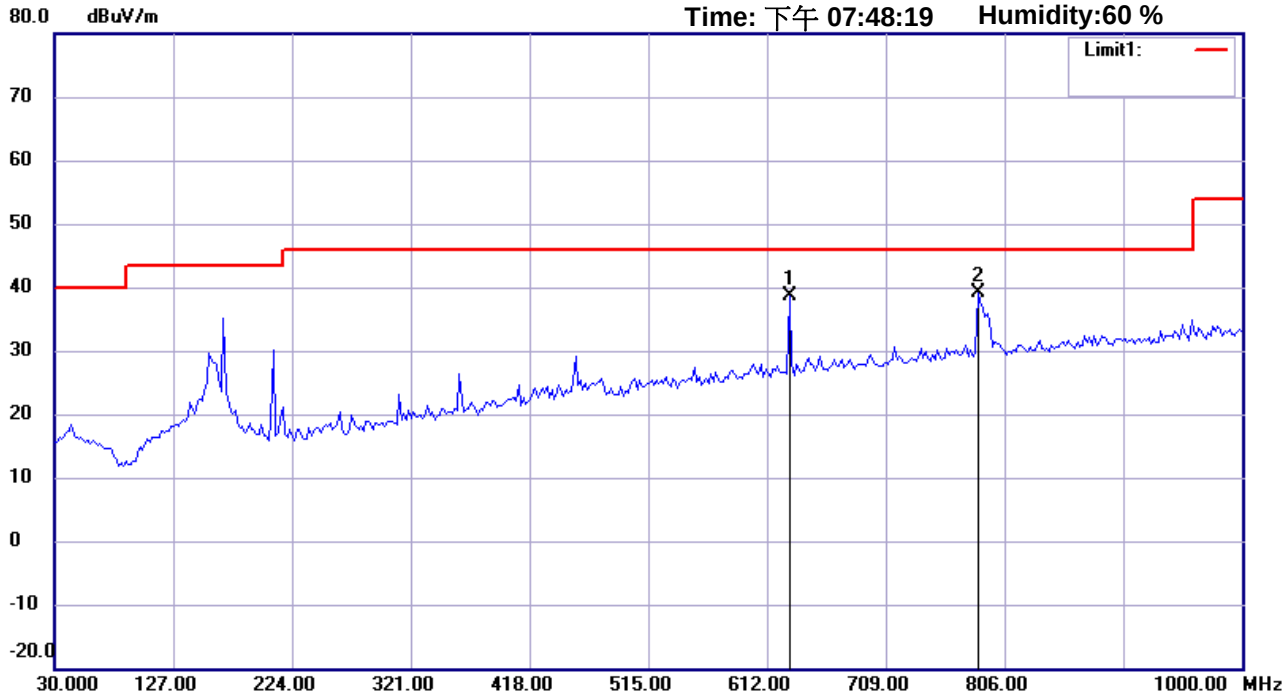

Site : Chamber

Condition : FCC_part 15 RE-Class C_30-1000MHz

Polarization: *Vertical*

EUT : W6M21510-15372

Power : 4.5 Vd.c.

M/N:

Distance: 3m

Test Mode : TX 802.11g CH1

Note :

Mk.	Frequency (MHz)	Reading (dBuV)	Detector	Corr. factor (dB/m)	Result (dBuV/m)	Limit (dBuV/m)	Ant.Pos (cm)	Tab.Pos (deg.)	Margin (dB)	Comment
	630.6612	14.89	peak	23.62	38.51	46.00	100	140	-7.49	
*	784.2285	13.11	peak	26.12	39.23	46.00	100	200	-6.77	

*:Maximum data x:Over limit !:over margin

Address:6F.,No.58,Ln 188,Ruey Kuang Rd,Neihu,Taipei
Tel:+886-2-6606-8877
Fax:+886-2-6606-8875

Radiated Emission Measurement

Operator: Leon

File :3 | Data :#1 | Date: 2015/11/17 | Time: 下午 03:04:47 | Temperature:24 ℃ | Humidity:60 %

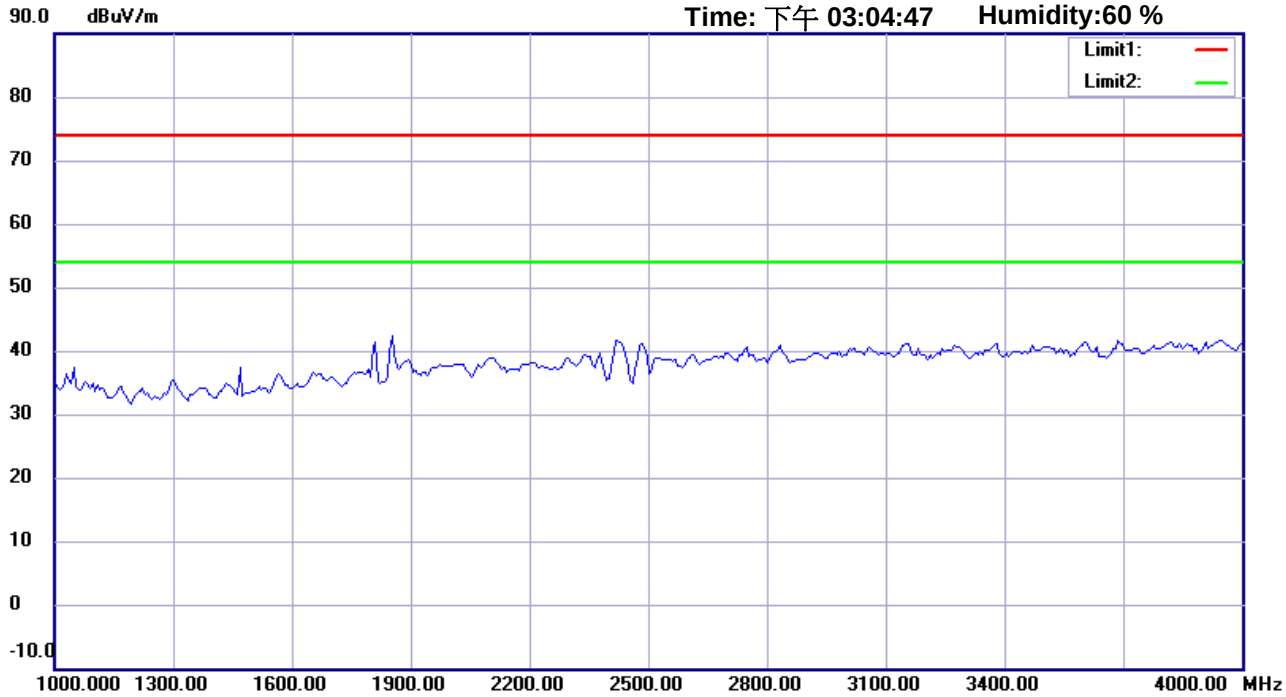

Site : Chamber

Condition : FCC_part 15 RE-Class C_Above 1GHz_PK

Polarization: *Horizontal*

EUT : W6M21510-15372

Power : 4.5 Vd.c.

M/N:

Distance: 3m

Test Mode : TX 802.11g CH1

Note :

Mk.	Frequency (MHz)	Reading (dBuV)	Detector	Corr. factor (dB/m)	Result (dBuV/m)	Limit (dBuV/m)	Ant.Pos (cm)	Tab.Pos (deg.)	Margin (dB)	Comment

*:Maximum data x:Over limit !:over margin

Address:6F.,No.58,Ln 188,Ruey Kuang Rd,Neihu,Taipei
Tel:+886-2-6606-8877
Fax:+886-2-6606-8875

Radiated Emission Measurement

Operator: Leon

File :3 | Data :#6 | Date: 2015/11/17 | Time: 下午 03:07:33 | Temperature:24 ℃ | Humidity:60 %

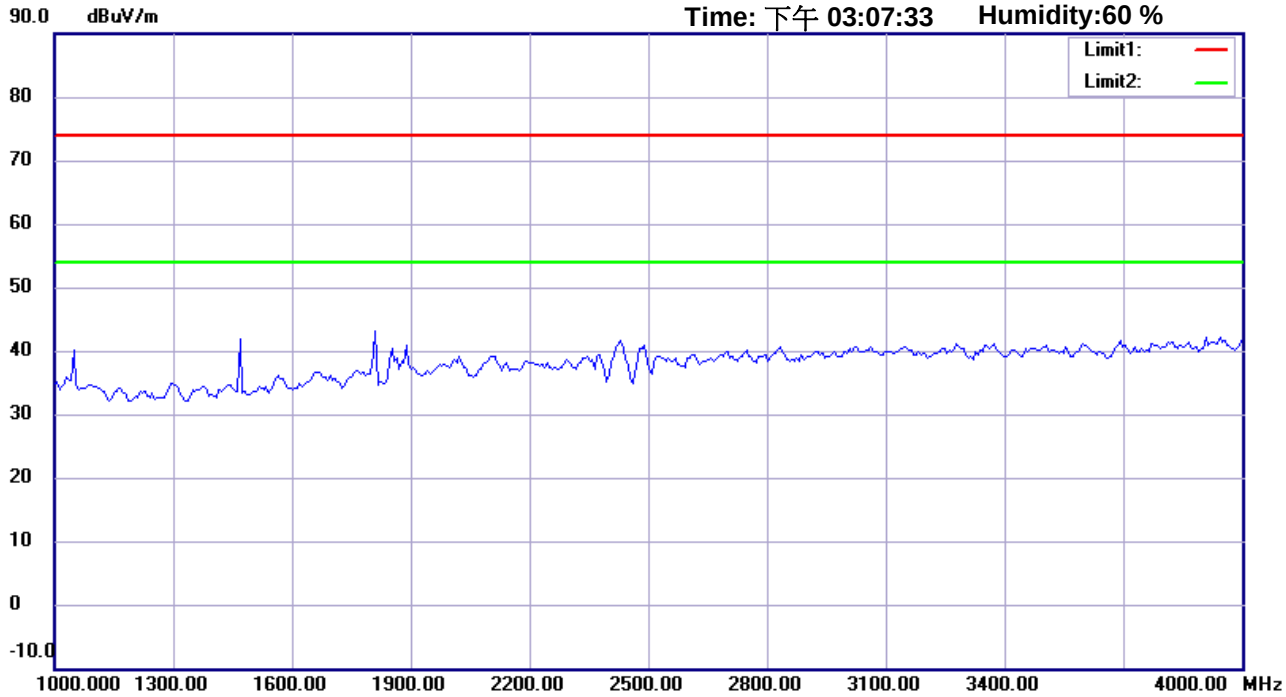

Site : Chamber

Condition : FCC_part 15 RE-Class C_Above 1GHz_PK

Polarization: *Vertical*

EUT : W6M21510-15372

Power : 4.5 Vd.c.

M/N:

Distance: 3m

Test Mode : TX 802.11g CH1

Note :

Mk.	Frequency (MHz)	Reading (dBuV)	Detector	Corr. factor (dB/m)	Result (dBuV/m)	Limit (dBuV/m)	Ant.Pos (cm)	Tab.Pos (deg.)	Margin (dB)	Comment

*:Maximum data x:Over limit !:over margin

Address:6F.,No.58,Ln 188,Ruey Kuang Rd,Neihu,Taipei
Tel:+886-2-6606-8877
Fax:+886-2-6606-8875

Radiated Emission Measurement

Operator: Leon

File :3 Data :#2 Date: 2015/11/17 Time: 下午 03:05:33

Temperature:24 ℃
Humidity:60 %

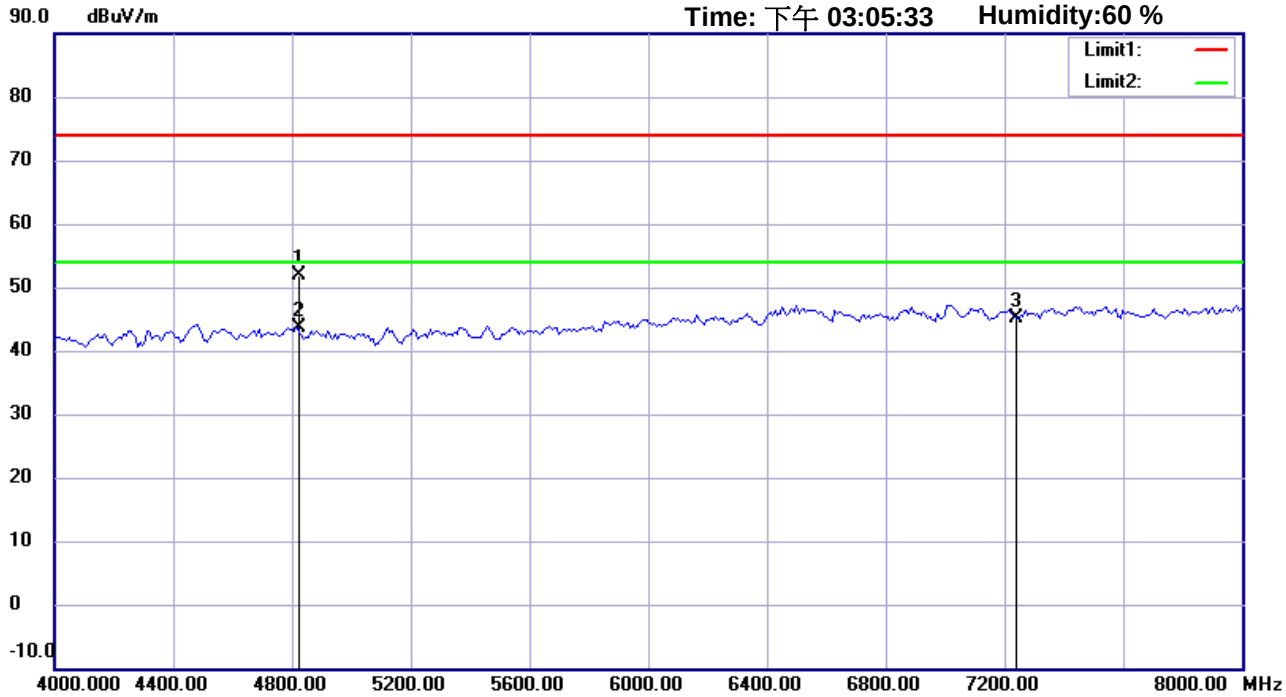

Site : Chamber

Condition : FCC_part 15 RE-Class C_Above 1GHz_PK

Polarization: *Horizontal*

EUT : W6M21510-15372

Power : 4.5 Vd.c.

M/N:

Distance: 3m

Test Mode : TX 802.11g CH1

Note :

Mk.	Frequency (MHz)	Reading (dBuV)	Detector	Corr. factor (dB/m)	Result (dBuV/m)	Limit (dBuV/m)	Ant.Pos (cm)	Tab.Pos (deg.)	Margin (dB)	Comment
	4823.327	50.63	peak	1.15	51.78	74.00	105	125	-22.22	
*	4823.327	42.50	AVG	1.15	43.65	54.00	105	125	-10.35	
	7236.000	40.34	peak	4.78	45.12	74.00	100	95	-28.88	

*:Maximum data x:Over limit !:over margin

Address:6F.,No.58,Ln 188,Ruey Kuang Rd,Neihu,Taipei
Tel:+886-2-6606-8877
Fax:+886-2-6606-8875

Radiated Emission Measurement

Operator: Leon

File :3 | Data :#7 | Date: 2015/11/17 | Time: 下午 03:08:19 | Temperature:24 ℃ | Humidity:60 %

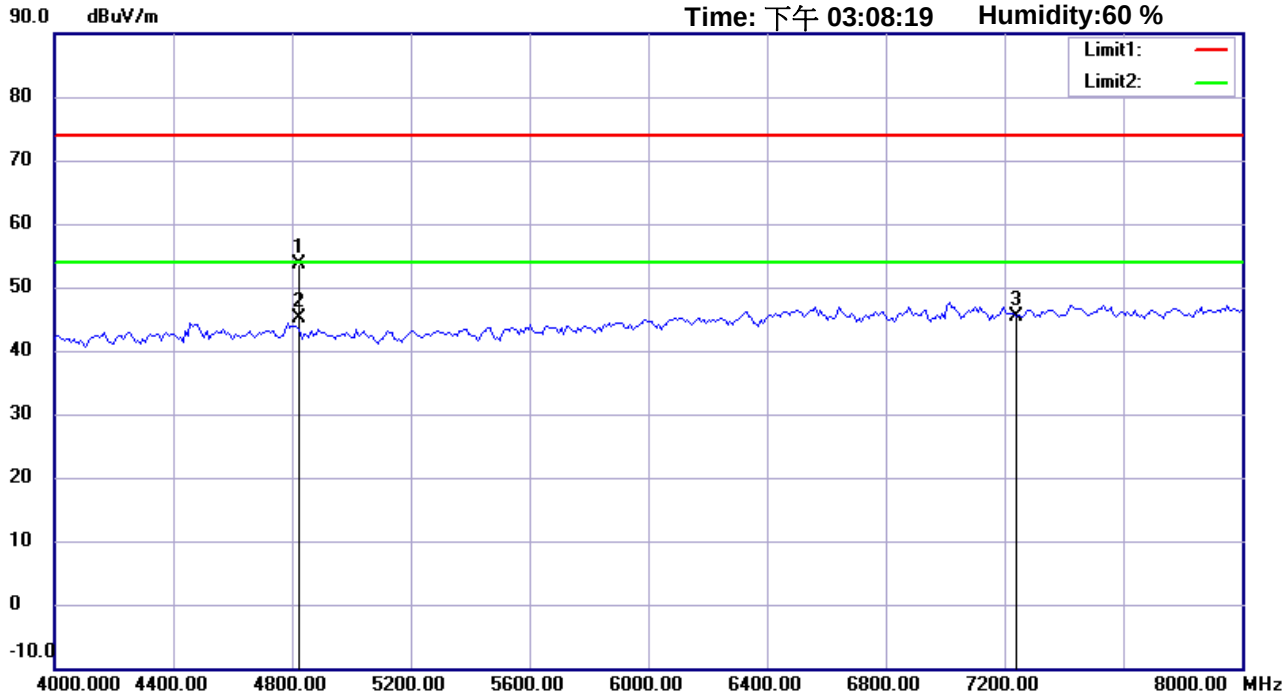

Site : Chamber

Condition : FCC_part 15 RE-Class C_Above 1GHz_PK

Polarization: *Vertical*

EUT : W6M21510-15372

Power : 4.5 Vd.c.

M/N:

Distance: 3m

Test Mode : TX 802.11g CH1

Note :

Mk.	Frequency (MHz)	Reading (dBuV)	Detector	Corr. factor (dB/m)	Result (dBuV/m)	Limit (dBuV/m)	Ant.Pos (cm)	Tab.Pos (deg.)	Margin (dB)	Comment
	4823.994	52.49	peak	1.15	53.64	74.00	115	174	-20.36	
*	4823.994	43.96	AVG	1.15	45.11	54.00	115	174	-8.89	
	7236.000	40.66	peak	4.78	45.44	74.00	100	190	-28.56	

*:Maximum data x:Over limit !:over margin

Address:6F.,No.58,Ln 188,Ruey Kuang Rd,Neihu,Taipei
Tel:+886-2-6606-8877
Fax:+886-2-6606-8875

Radiated Emission Measurement

Operator: Leon

File :3 Data :#3 Date: 2015/11/17 Time: 下午 03:06:24

Temperature:24 ℃
Humidity:60 %

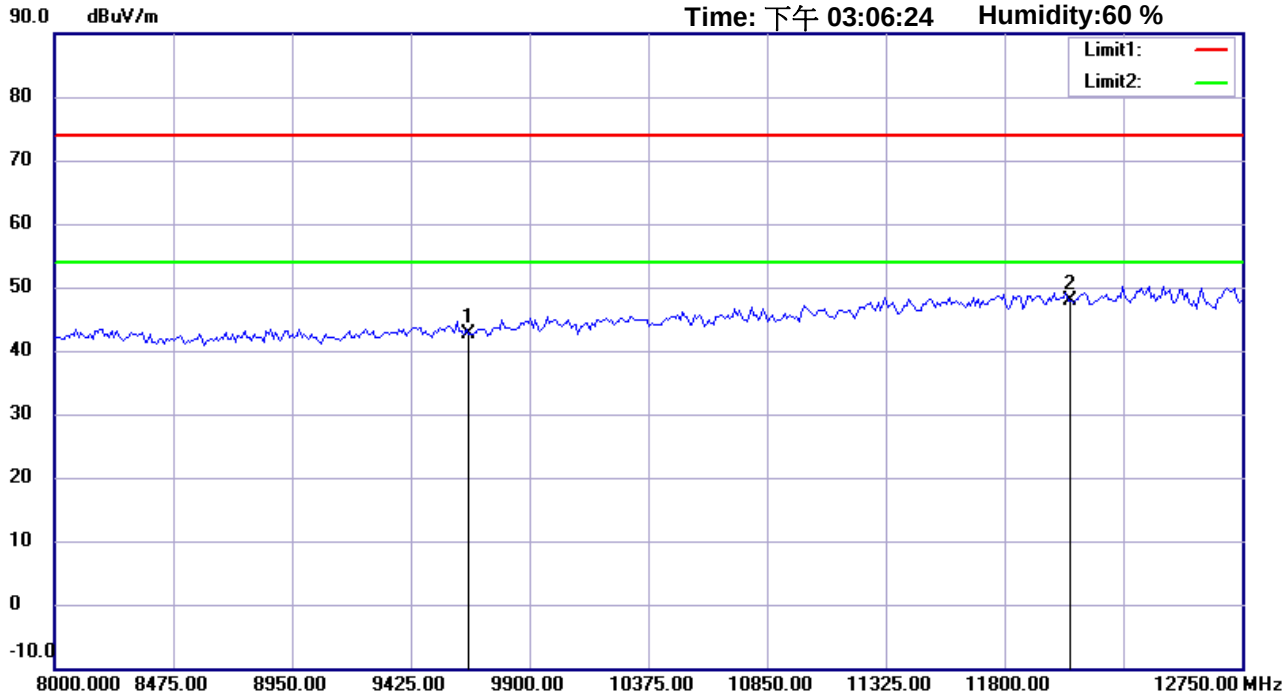

Site : Chamber

Condition : FCC_part 15 RE-Class C_Above 1GHz_PK

Polarization: *Horizontal*

EUT : W6M21510-15372

Power : 4.5 Vd.c.

M/N:

Distance: 3m

Test Mode : TX 802.11g CH1

Note :

Mk.	Frequency (MHz)	Reading (dBuV)	Detector	Corr. factor (dB/m)	Result (dBuV/m)	Limit (dBuV/m)	Ant.Pos (cm)	Tab.Pos (deg.)	Margin (dB)	Comment
	9648.000	35.02	peak	7.73	42.75	74.00	100	110	-31.25	
*	12060.000	34.12	peak	13.88	48.00	74.00	100	175	-26.00	

*:Maximum data x:Over limit !:over margin

Address:6F.,No.58,Ln 188,Ruey Kuang Rd,Neihu,Taipei
Tel:+886-2-6606-8877
Fax:+886-2-6606-8875

Radiated Emission Measurement

Operator: Leon

File :3 Data :#8 Date: 2015/11/17 Time: 下午 03:09:10

Temperature:24 ℃
Humidity:60 %

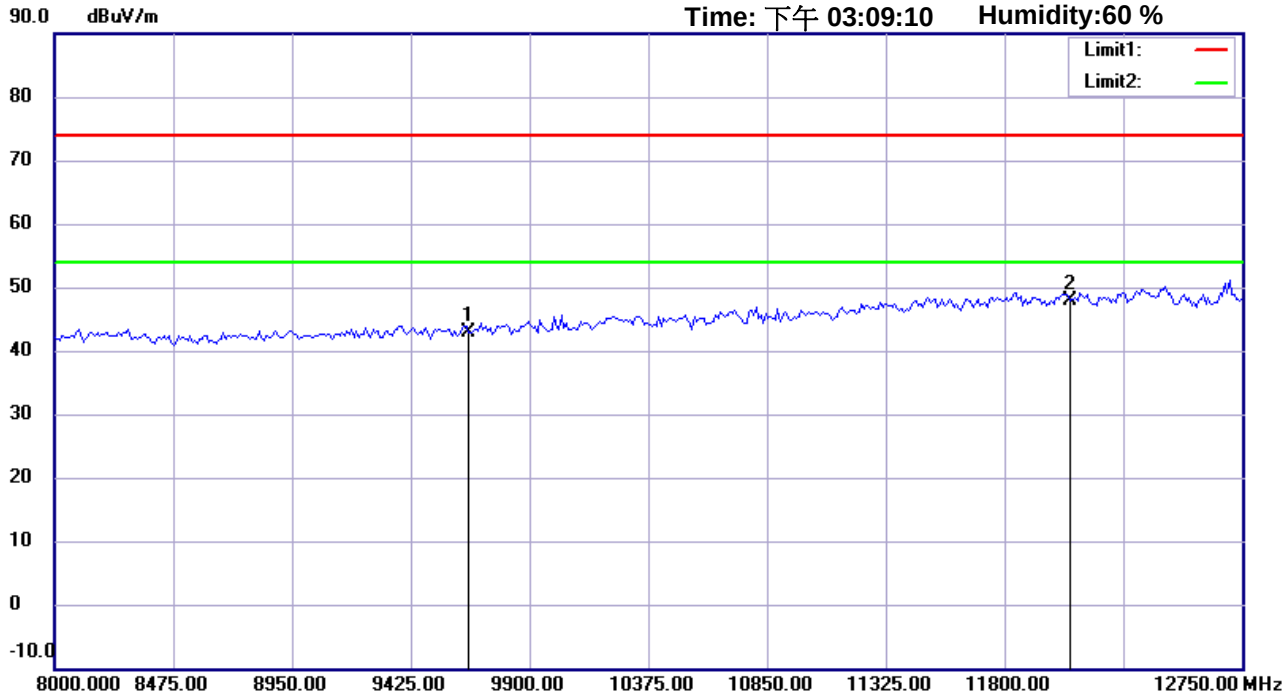

Site : Chamber

Condition : FCC_part 15 RE-Class C_Above 1GHz_PK

Polarization: *Vertical*

EUT : W6M21510-15372

Power : 4.5 Vd.c.

M/N:

Distance: 3m

Test Mode : TX 802.11g CH1

Note :

Mk.	Frequency (MHz)	Reading (dBuV)	Detector	Corr. factor (dB/m)	Result (dBuV/m)	Limit (dBuV/m)	Ant.Pos (cm)	Tab.Pos (deg.)	Margin (dB)	Comment
	9648.000	35.11	peak	7.73	42.84	74.00	100	125	-31.16	
*	12060.000	33.99	peak	13.88	47.87	74.00	100	90	-26.13	

*:Maximum data x:Over limit !:over margin

Address:6F.,No.58,Ln 188,Ruey Kuang Rd,Neihu,Taipei
Tel:+886-2-6606-8877
Fax:+886-2-6606-8875

Radiated Emission Measurement

Operator: Leon

File :3 Data :#4 Date: 2015/11/17 Time: 下午 03:06:38

Temperature:24 ℃
Humidity:60 %

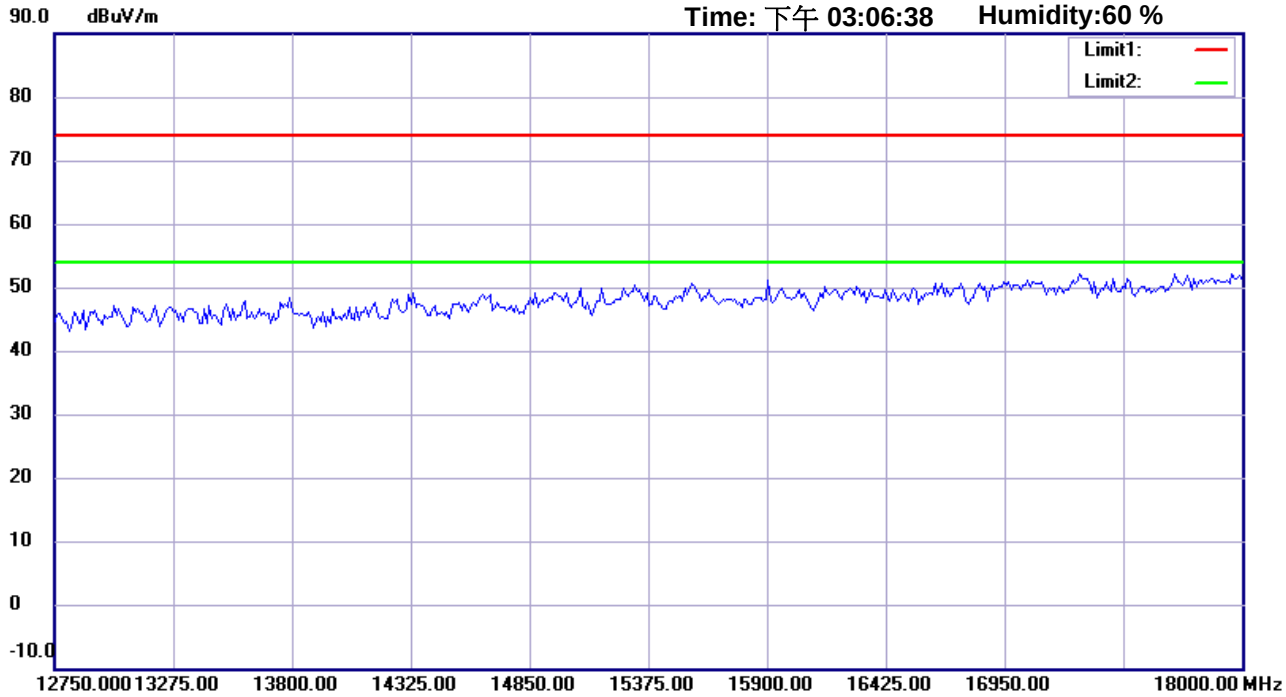

Site : Chamber

Condition : FCC_part 15 RE-Class C_Above 1GHz_PK

Polarization: *Horizontal*

EUT : W6M21510-15372

Power : 4.5 Vd.c.

M/N:

Distance: 3m

Test Mode : TX 802.11g CH1

Note :

Mk.	Frequency (MHz)	Reading (dBuV)	Detector	Corr. factor (dB/m)	Result (dBuV/m)	Limit (dBuV/m)	Ant.Pos (cm)	Tab.Pos (deg.)	Margin (dB)	Comment

*:Maximum data x:Over limit !:over margin

Address:6F.,No.58,Ln 188,Ruey Kuang Rd,Neihu,Taipei
Tel:+886-2-6606-8877
Fax:+886-2-6606-8875

Radiated Emission Measurement

Operator: Leon

File :3 | Data :#9 | Date: 2015/11/17 | Time: 下午 03:09:24 | Temperature:24 ℃ | Humidity:60 %

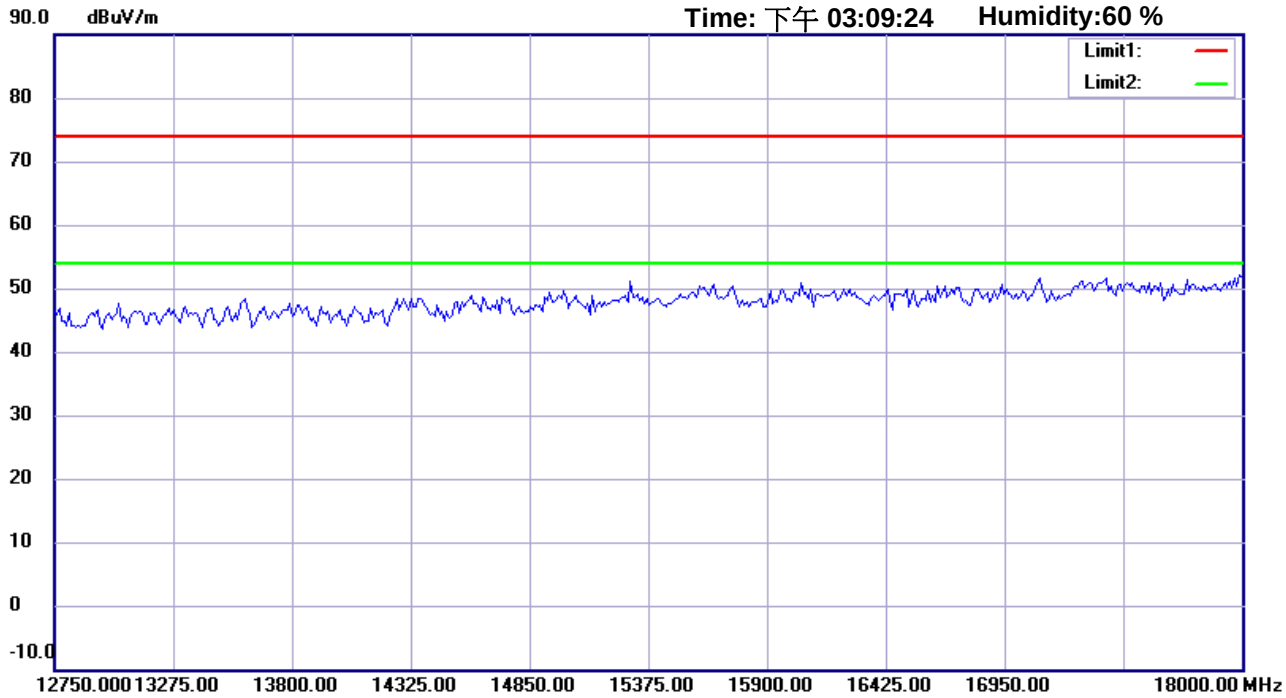

Site : Chamber

Condition : FCC_part 15 RE-Class C_Above 1GHz_PK

Polarization: *Vertical*

EUT : W6M21510-15372

Power : 4.5 Vd.c.

M/N:

Distance: 3m

Test Mode : TX 802.11g CH1

Note :

Mk.	Frequency (MHz)	Reading (dBuV)	Detector	Corr. factor (dB/m)	Result (dBuV/m)	Limit (dBuV/m)	Ant.Pos (cm)	Tab.Pos (deg.)	Margin (dB)	Comment

*:Maximum data x:Over limit !:over margin

Address:6F.,No.58,Ln 188,Ruey Kuang Rd,Neihu,Taipei
Tel:+886-2-6606-8877
Fax:+886-2-6606-8875

Radiated Emission Measurement

Operator: Leon

File :3 | Data :#5 | Date: 2015/11/17 | Time: 下午 03:06:48 | Temperature:24 ℃ | Humidity:60 %

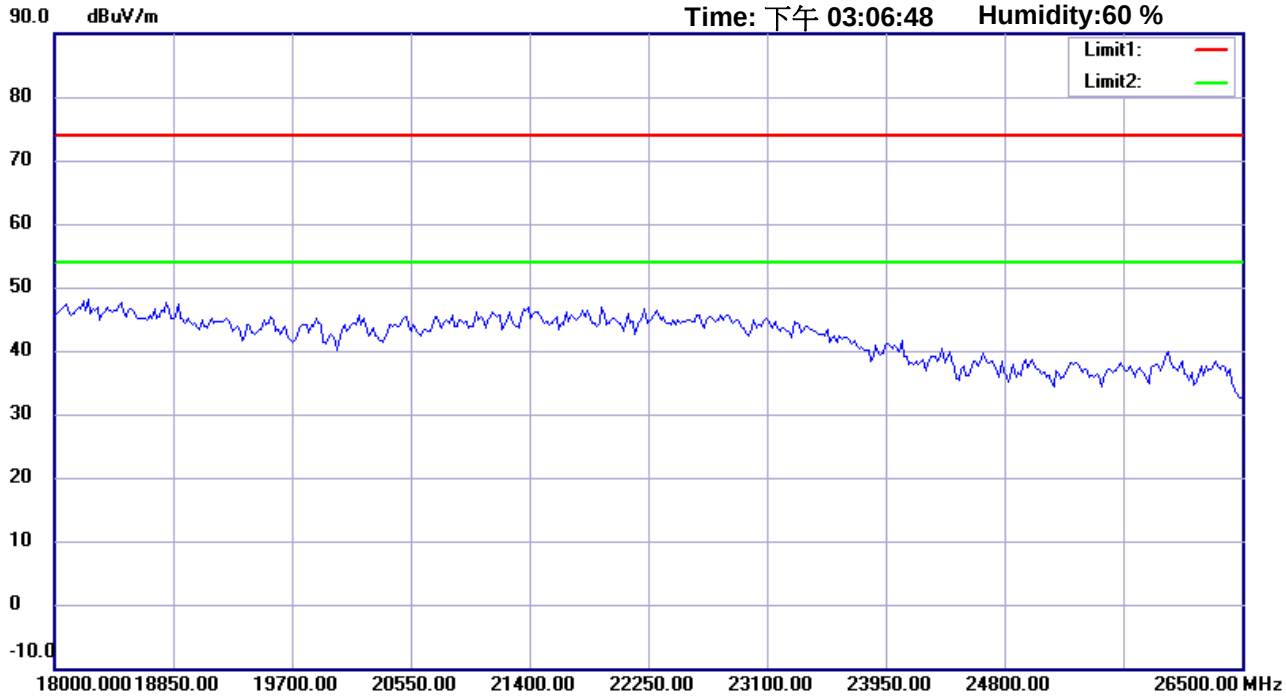

Site : Chamber

Condition : FCC_part 15 RE-Class C_Above 1GHz_PK

Polarization: *Horizontal*

EUT : W6M21510-15372

Power : 4.5 Vd.c.

M/N:

Distance: 3m

Test Mode : TX 802.11g CH1

Note :

Mk.	Frequency (MHz)	Reading (dBuV)	Detector	Corr. factor (dB/m)	Result (dBuV/m)	Limit (dBuV/m)	Ant.Pos (cm)	Tab.Pos (deg.)	Margin (dB)	Comment

*:Maximum data x:Over limit !:over margin

Address:6F.,No.58,Ln 188,Ruey Kuang Rd,Neihu,Taipei
Tel:+886-2-6606-8877
Fax:+886-2-6606-8875

Radiated Emission Measurement

Operator: Leon

File :3 Data :#10 Date: 2015/11/17 Time: 下午 03:09:33

Temperature:24 ℃
Humidity:60 %

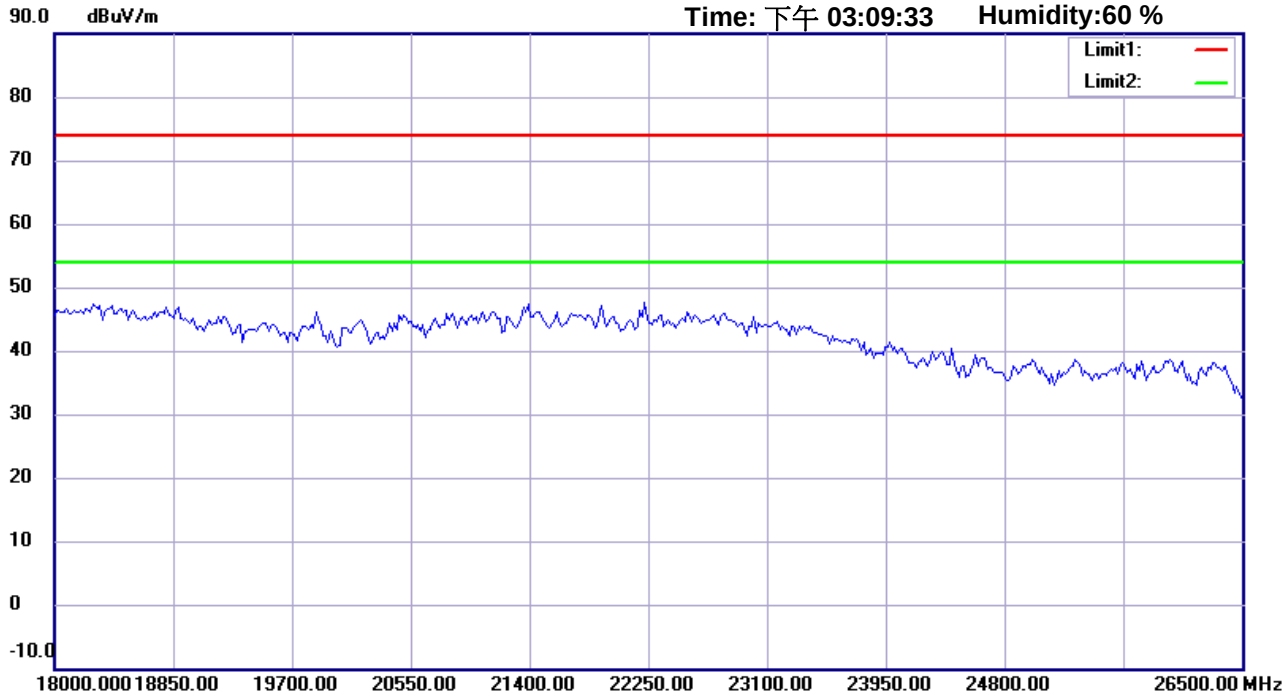

Site : Chamber
Condition : FCC_part 15 RE-Class C_Above 1GHz_PK
EUT : W6M21510-15372
M/N:
Test Mode : TX 802.11g CH1
Note :

Polarization: *Vertical*
Power : 4.5 Vd.c.
Distance: 3m

Mk.	Frequency (MHz)	Reading (dBuV)	Detector	Corr. factor (dB/m)	Result (dBuV/m)	Limit (dBuV/m)	Ant.Pos (cm)	Tab.Pos (deg.)	Margin (dB)	Comment

*:Maximum data x:Over limit !:over margin

Address:6F.,No.58,Ln 188,Ruey Kuang Rd,Neihu,Taipei
Tel:+886-2-6606-8877
Fax:+886-2-6606-8875

Radiated Emission Measurement

Operator: Roy

File :1 Data :#1 Date: 2015/11/17 Time: 下午 07:49:15

Temperature:24 ℃
Humidity:60 %

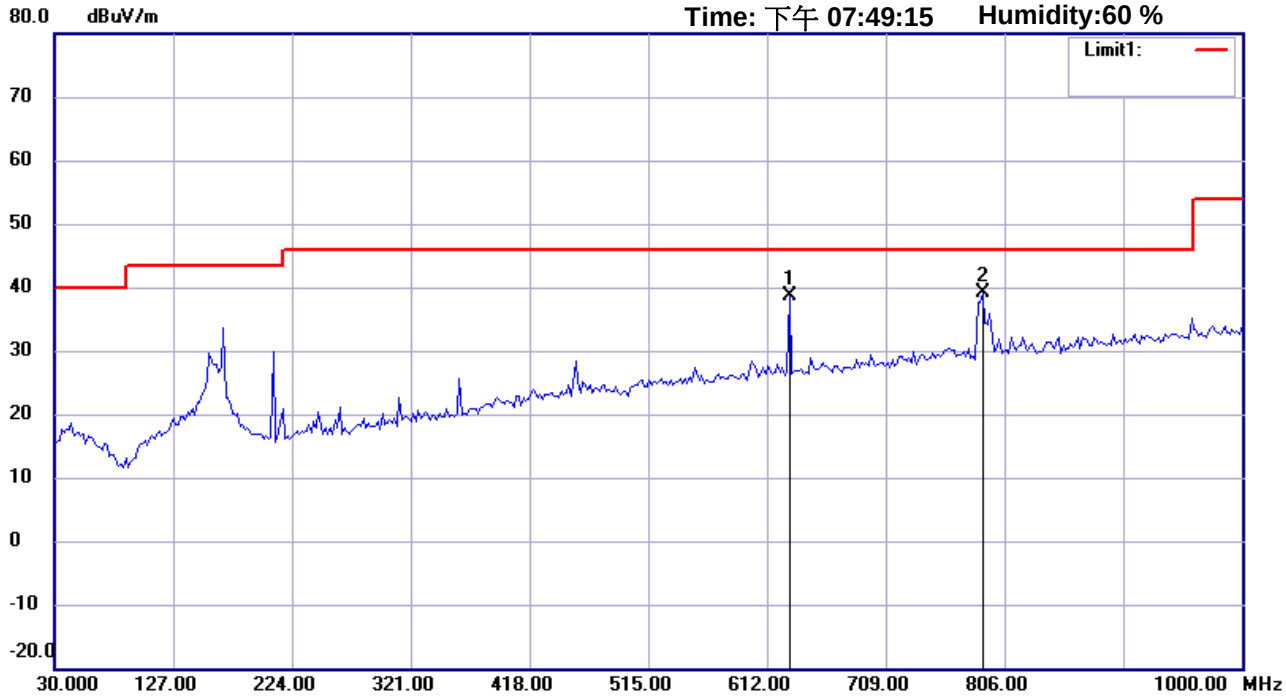

Site : Chamber

Condition : FCC_part 15 RE-Class C_30-1000MHz

Polarization: *Horizontal*

EUT : W6M21510-15372

Power : 4.5 Vd.c.

M/N:

Distance: 3m

Test Mode : TX 802.11g CH6

Note :

Mk.	Frequency (MHz)	Reading (dBuV)	Detector	Corr. factor (dB/m)	Result (dBuV/m)	Limit (dBuV/m)	Ant.Pos (cm)	Tab.Pos (deg.)	Margin (dB)	Comment
	630.6612	15.09	peak	23.62	38.71	46.00	100	160	-7.29	
*	788.1162	13.01	peak	26.17	39.18	46.00	100	255	-6.82	

*:Maximum data x:Over limit !:over margin

Address:6F.,No.58,Ln 188,Ruey Kuang Rd,Neihu,Taipei
Tel:+886-2-6606-8877
Fax:+886-2-6606-8875

Radiated Emission Measurement

Operator: Roy

File :1 Data :#2 Date: 2015/11/17 Time: 下午 07:50:00

Temperature:24 ℃
Humidity:60 %

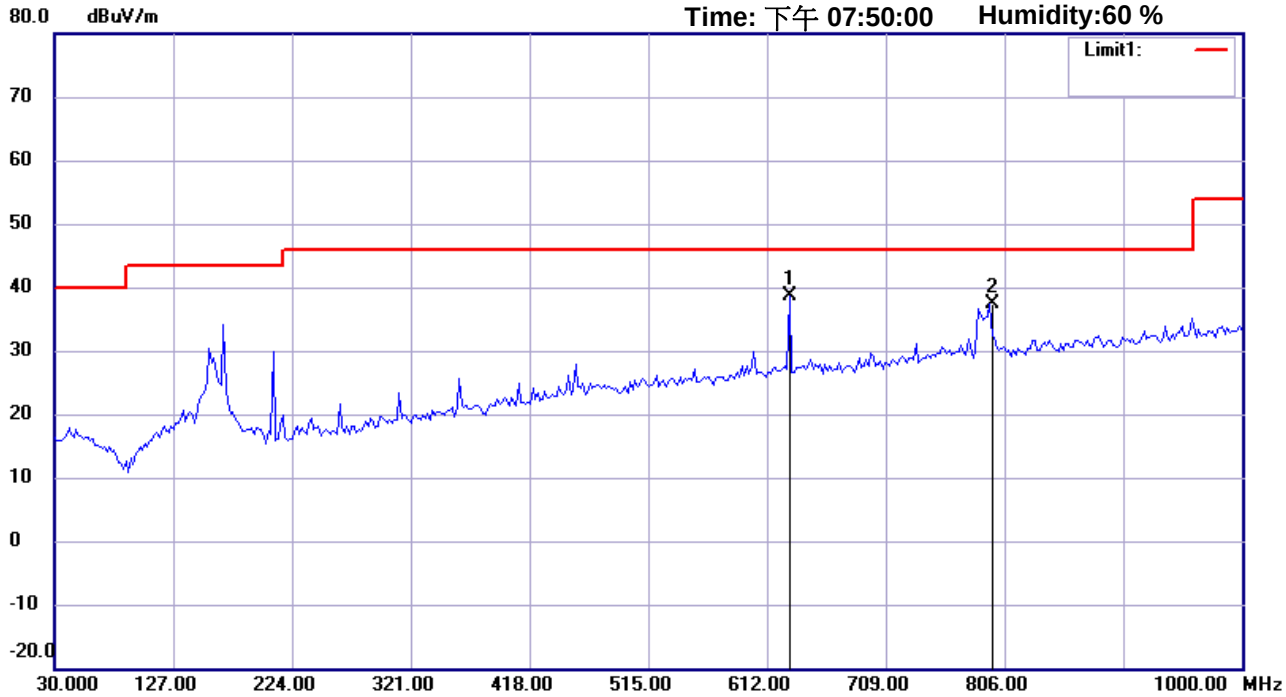

Site : Chamber

Condition : FCC_part 15 RE-Class C_30-1000MHz

Polarization: *Vertical*

EUT : W6M21510-15372

Power : 4.5 Vd.c.

M/N:

Distance: 3m

Test Mode : TX 802.11g CH6

Note :

Mk.	Frequency (MHz)	Reading (dBuV)	Detector	Corr. factor (dB/m)	Result (dBuV/m)	Limit (dBuV/m)	Ant.Pos (cm)	Tab.Pos (deg.)	Margin (dB)	Comment
*	630.6612	14.97	peak	23.62	38.59	46.00	100	235	-7.41	
	793.9480	11.25	peak	26.24	37.49	46.00	100	90	-8.51	

*:Maximum data x:Over limit !:over margin

Address:6F.,No.58,Ln 188,Ruey Kuang Rd,Neihu,Taipei
Tel:+886-2-6606-8877
Fax:+886-2-6606-8875

Radiated Emission Measurement

Operator: Leon

File :3 Data :#1 Date: 2015/11/17 Time: 下午 02:28:43 Temperature:24 ℃ Humidity:60 %

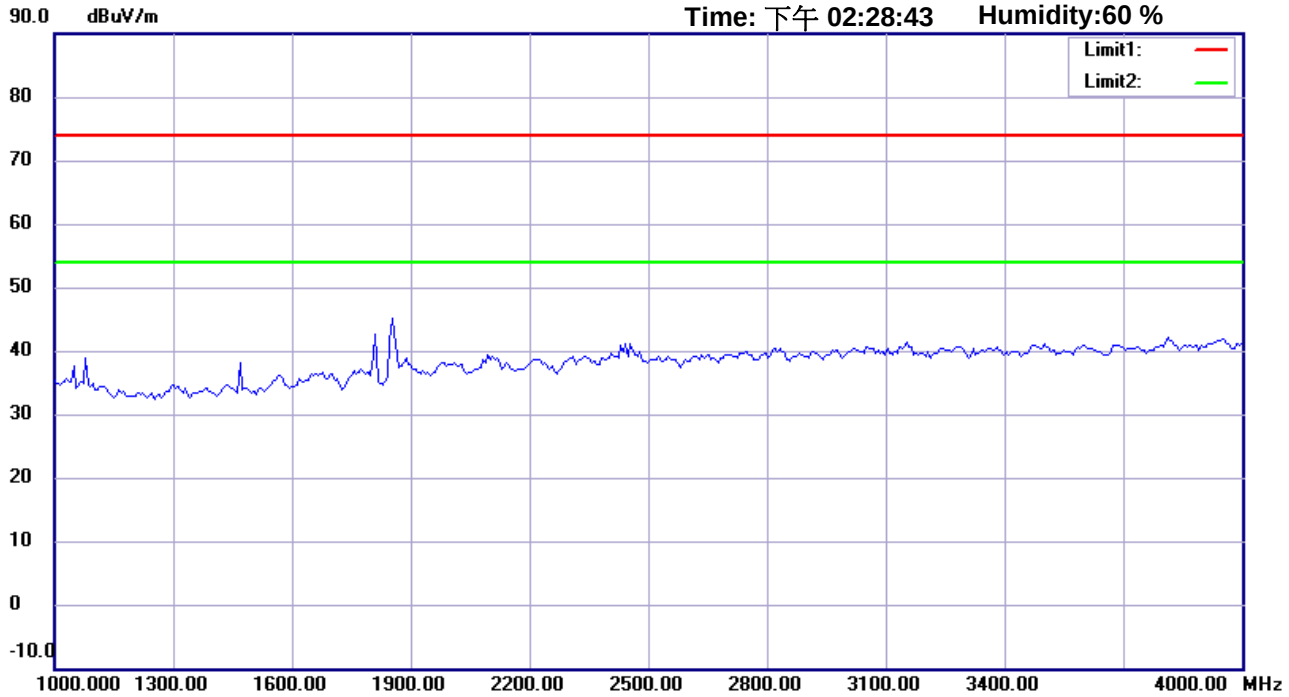

Site : Chamber

Condition : FCC_part 15 RE-Class C_Above 1GHz_PK

Polarization: *Horizontal*

EUT : W6M21510-15372

Power : 4.5 Vd.c.

M/N:

Distance: 3m

Test Mode : TX 802.11g CH6

Note :

Mk.	Frequency (MHz)	Reading (dBuV)	Detector	Corr. factor (dB/m)	Result (dBuV/m)	Limit (dBuV/m)	Ant.Pos (cm)	Tab.Pos (deg.)	Margin (dB)	Comment

*:Maximum data x:Over limit !:over margin

Address:6F.,No.58,Ln 188,Ruey Kuang Rd,Neihu,Taipei
Tel:+886-2-6606-8877
Fax:+886-2-6606-8875

Radiated Emission Measurement

Operator: Leon

File :3 | Data :#6 | Date: 2015/11/17 | Time: 下午 02:31:58 | Temperature:24 ℃ | Humidity:60 %

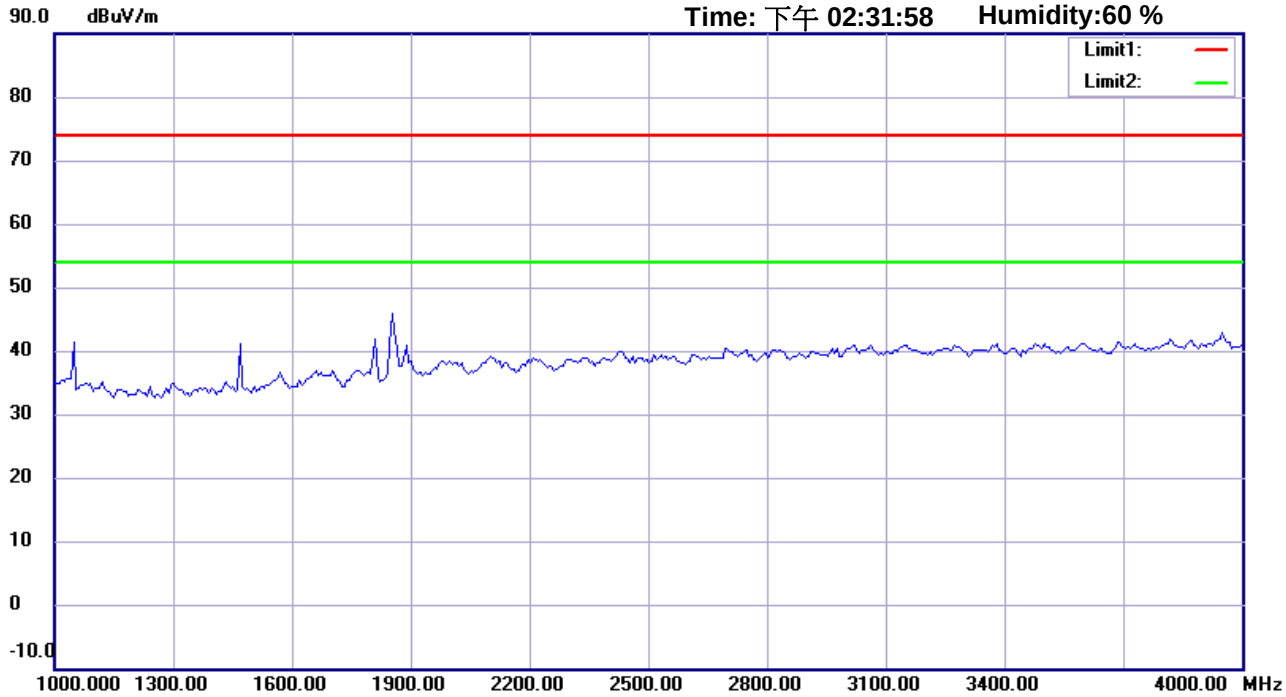

Site : Chamber

Condition : FCC_part 15 RE-Class C_Above 1GHz_PK

Polarization: *Vertical*

EUT : W6M21510-15372

Power : 4.5 Vd.c.

M/N:

Distance: 3m

Test Mode : TX 802.11g CH6

Note :

Mk.	Frequency (MHz)	Reading (dBuV)	Detector	Corr. factor (dB/m)	Result (dBuV/m)	Limit (dBuV/m)	Ant.Pos (cm)	Tab.Pos (deg.)	Margin (dB)	Comment

*:Maximum data x:Over limit !:over margin

Address:6F.,No.58,Ln 188,Ruey Kuang Rd,Neihu,Taipei
Tel:+886-2-6606-8877
Fax:+886-2-6606-8875

Radiated Emission Measurement

Operator: Leon

File :3 | Data :#2 | Date: 2015/11/17 | Time: 下午 02:29:29 | Temperature:24 ℃ | Humidity:60 %

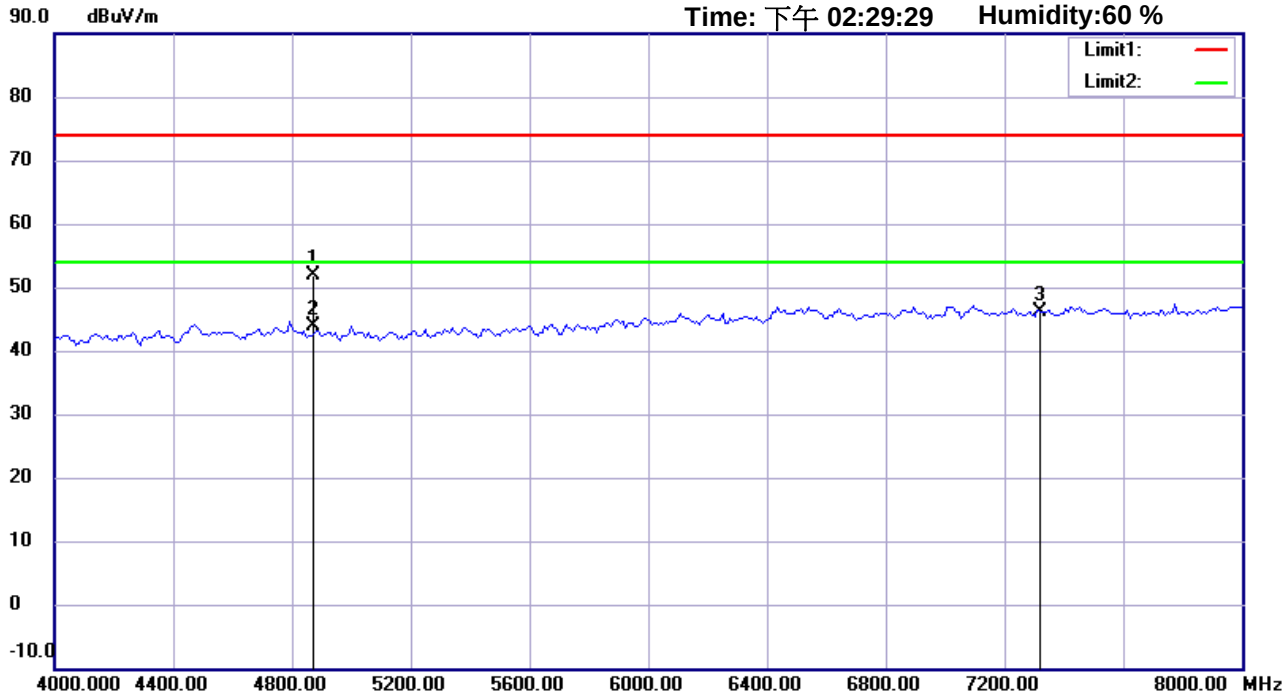

Site : Chamber

Condition : FCC_part 15 RE-Class C_Above 1GHz_PK

Polarization: *Horizontal*

EUT : W6M21510-15372

Power : 4.5 Vd.c.

M/N:

Distance: 3m

Test Mode : TX 802.11g CH6

Note :

Mk.	Frequency (MHz)	Reading (dBuV)	Detector	Corr. factor (dB/m)	Result (dBuV/m)	Limit (dBuV/m)	Ant.Pos (cm)	Tab.Pos (deg.)	Margin (dB)	Comment
	4873.596	50.59	peak	1.18	51.77	74.00	130	210	-22.23	
*	4873.596	42.70	AVG	1.18	43.88	54.00	130	210	-10.12	
	7311.000	41.09	peak	4.95	46.04	74.00	100	145	-27.96	

*:Maximum data x:Over limit !:over margin

Address:6F.,No.58,Ln 188,Ruey Kuang Rd,Neihu,Taipei
Tel:+886-2-6606-8877
Fax:+886-2-6606-8875

Radiated Emission Measurement

Operator: Leon

File :3 | Data :#7 | Date: 2015/11/17 | Time: 下午 02:32:44 | Temperature:24 ℃ | Humidity:60 %

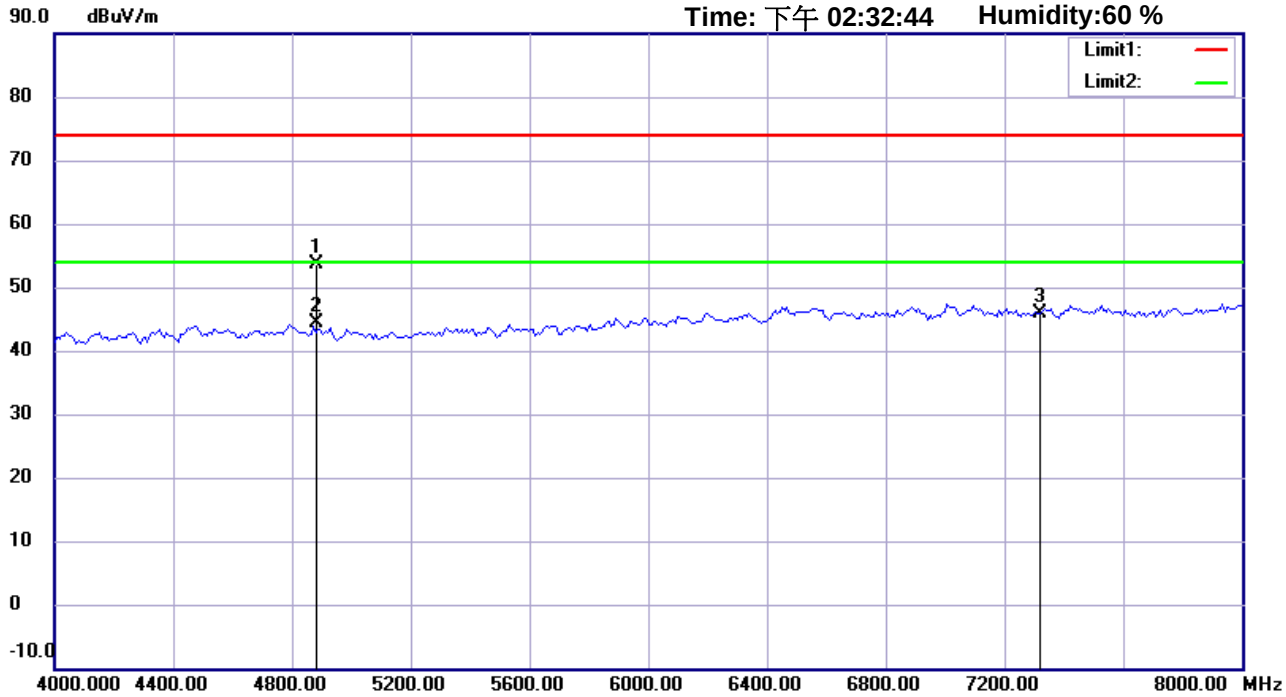

Site : Chamber

Condition : FCC_part 15 RE-Class C_Above 1GHz_PK

Polarization: *Vertical*

EUT : W6M21510-15372

Power : 4.5 Vd.c.

M/N:

Distance: 3m

Test Mode : TX 802.11g CH6

Note :

Mk.	Frequency (MHz)	Reading (dBuV)	Detector	Corr. factor (dB/m)	Result (dBuV/m)	Limit (dBuV/m)	Ant.Pos (cm)	Tab.Pos (deg.)	Margin (dB)	Comment
	4873.982	52.43	peak	1.18	53.61	74.00	170	185	-20.39	
*	4873.982	43.15	AVG	1.18	44.33	54.00	170	185	-9.67	
	7311.000	41.03	peak	4.95	45.98	74.00	100	95	-28.02	

*:Maximum data x:Over limit !:over margin

Address:6F.,No.58,Ln 188,Ruey Kuang Rd,Neihu,Taipei
Tel:+886-2-6606-8877
Fax:+886-2-6606-8875

Radiated Emission Measurement

Operator: Leon

File :3 | Data :#3 | Date: 2015/11/17 | Time: 下午 02:30:20 | Temperature:24 ℃ | Humidity:60 %

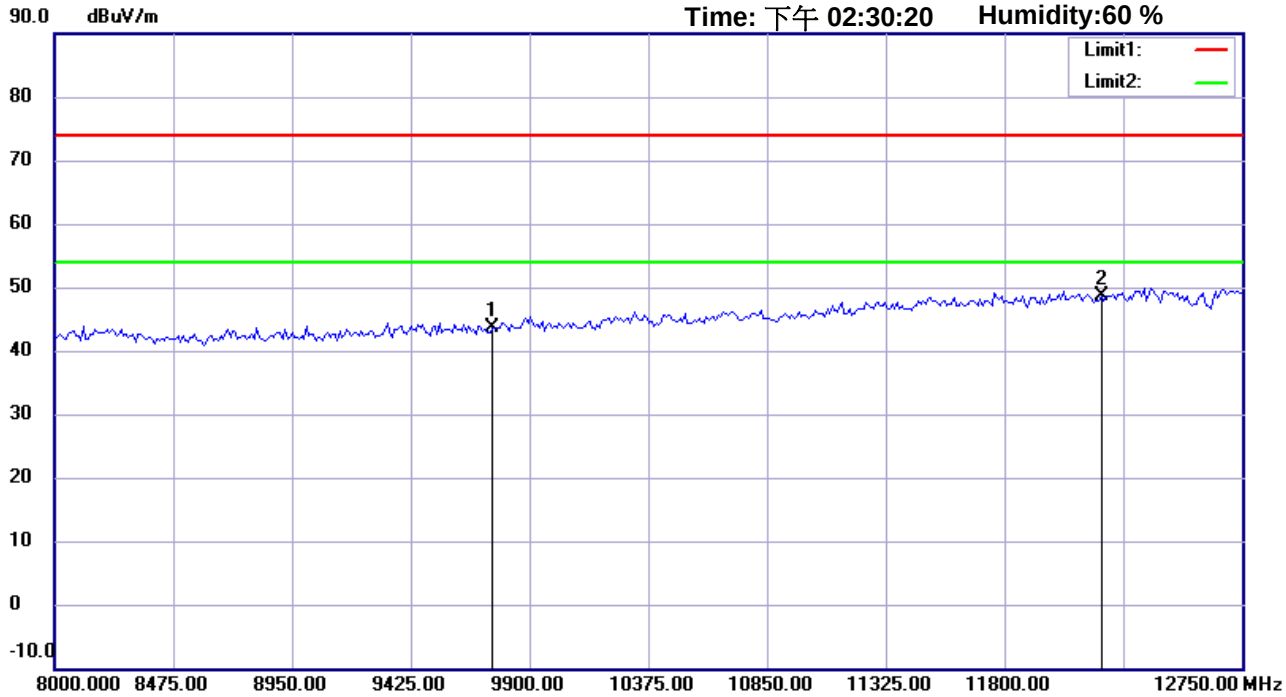

Site : Chamber

Condition : FCC_part 15 RE-Class C_Above 1GHz_PK

Polarization: *Horizontal*

EUT : W6M21510-15372

Power : 4.5 Vd.c.

M/N:

Distance: 3m

Test Mode : TX 802.11g CH6

Note :

Mk.	Frequency (MHz)	Reading (dBuV)	Detector	Corr. factor (dB/m)	Result (dBuV/m)	Limit (dBuV/m)	Ant.Pos (cm)	Tab.Pos (deg.)	Margin (dB)	Comment
	9748.000	35.75	peak	7.93	43.68	74.00	100	50	-30.32	
*	12185.000	34.34	peak	14.39	48.73	74.00	100	170	-25.27	

*:Maximum data x:Over limit !:over margin

Address:6F.,No.58,Ln 188,Ruey Kuang Rd,Neihu,Taipei
Tel:+886-2-6606-8877
Fax:+886-2-6606-8875

Radiated Emission Measurement

Operator: Leon

File :3 Data :#8 Date: 2015/11/17 Time: 下午 02:33:28

Temperature:24 ℃
Humidity:60 %

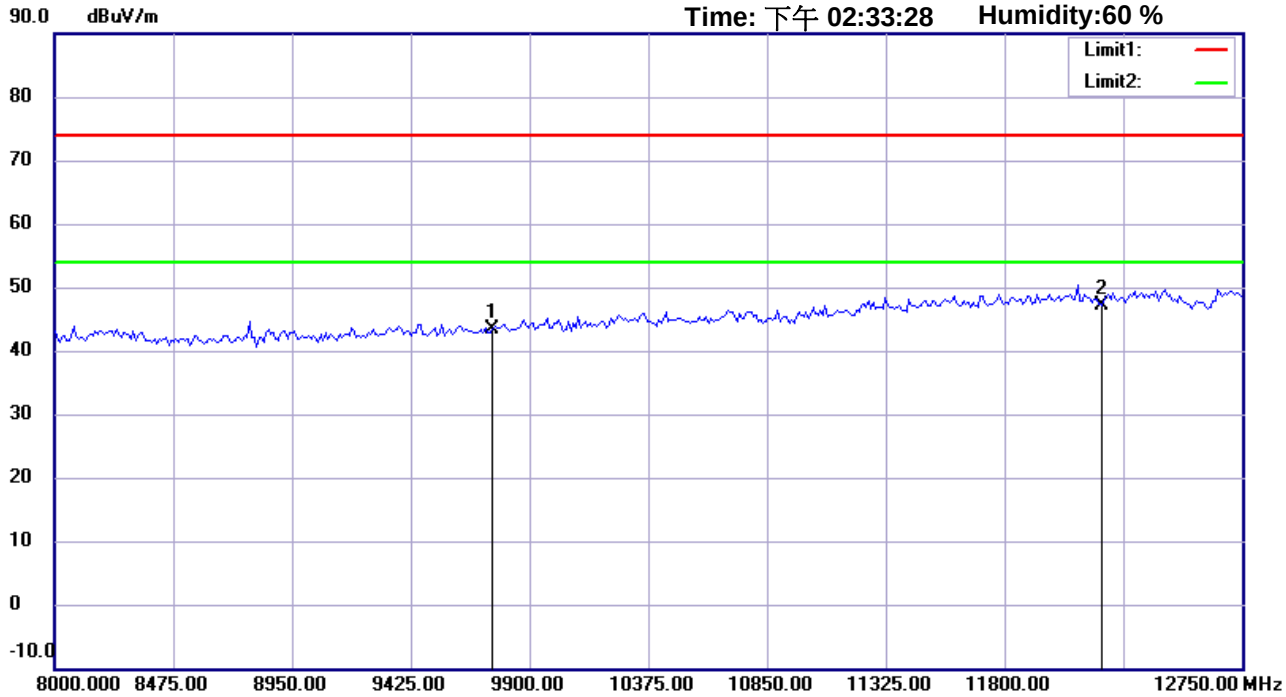

Site : Chamber

Condition : FCC_part 15 RE-Class C_Above 1GHz_PK

Polarization: *Vertical*

EUT : W6M21510-15372

Power : 4.5 Vd.c.

M/N:

Distance: 3m

Test Mode : TX 802.11g CH6

Note :

Mk.	Frequency (MHz)	Reading (dBuV)	Detector	Corr. factor (dB/m)	Result (dBuV/m)	Limit (dBuV/m)	Ant.Pos (cm)	Tab.Pos (deg.)	Margin (dB)	Comment
	9748.000	35.54	peak	7.93	43.47	74.00	100	155	-30.53	
*	12185.000	32.86	peak	14.39	47.25	74.00	100	90	-26.75	

*:Maximum data x:Over limit !:over margin

Address:6F.,No.58,Ln 188,Ruey Kuang Rd,Neihu,Taipei
Tel:+886-2-6606-8877
Fax:+886-2-6606-8875

Radiated Emission Measurement

Operator: Leon

File :3 Data :#4 Date: 2015/11/17 Time: 下午 02:30:34

Temperature:24 ℃
Humidity:60 %

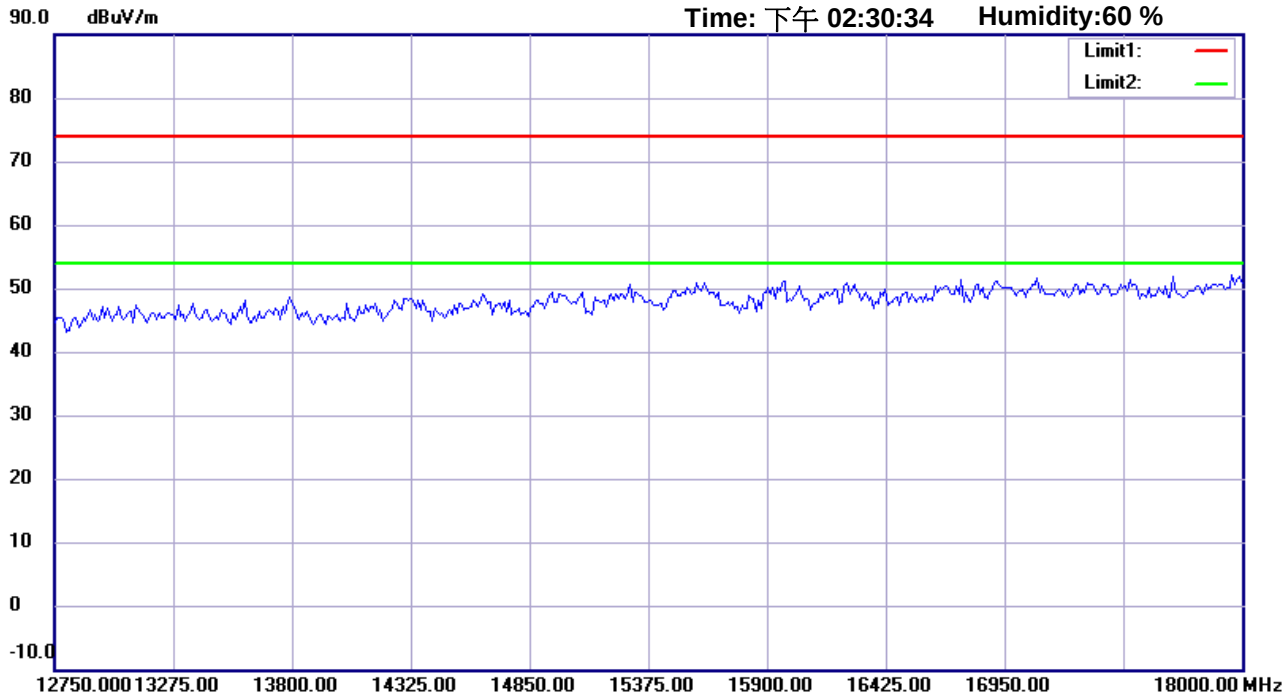

Site : Chamber
Condition : FCC_part 15 RE-Class C_Above 1GHz_PK
EUT : W6M21510-15372
M/N:
Test Mode : TX 802.11g CH6
Note :

Polarization: *Horizontal*
Power : 4.5 Vd.c.
Distance: 3m

Mk.	Frequency (MHz)	Reading (dBuV)	Detector	Corr. factor (dB/m)	Result (dBuV/m)	Limit (dBuV/m)	Ant.Pos (cm)	Tab.Pos (deg.)	Margin (dB)	Comment

*:Maximum data x:Over limit !:over margin

Address:6F.,No.58,Ln 188,Ruey Kuang Rd,Neihu,Taipei
Tel:+886-2-6606-8877
Fax:+886-2-6606-8875

Radiated Emission Measurement

Operator: Leon

File :3 Data :#9 Date: 2015/11/17 Time: 下午 02:33:42

Temperature:24 ℃
Humidity:60 %

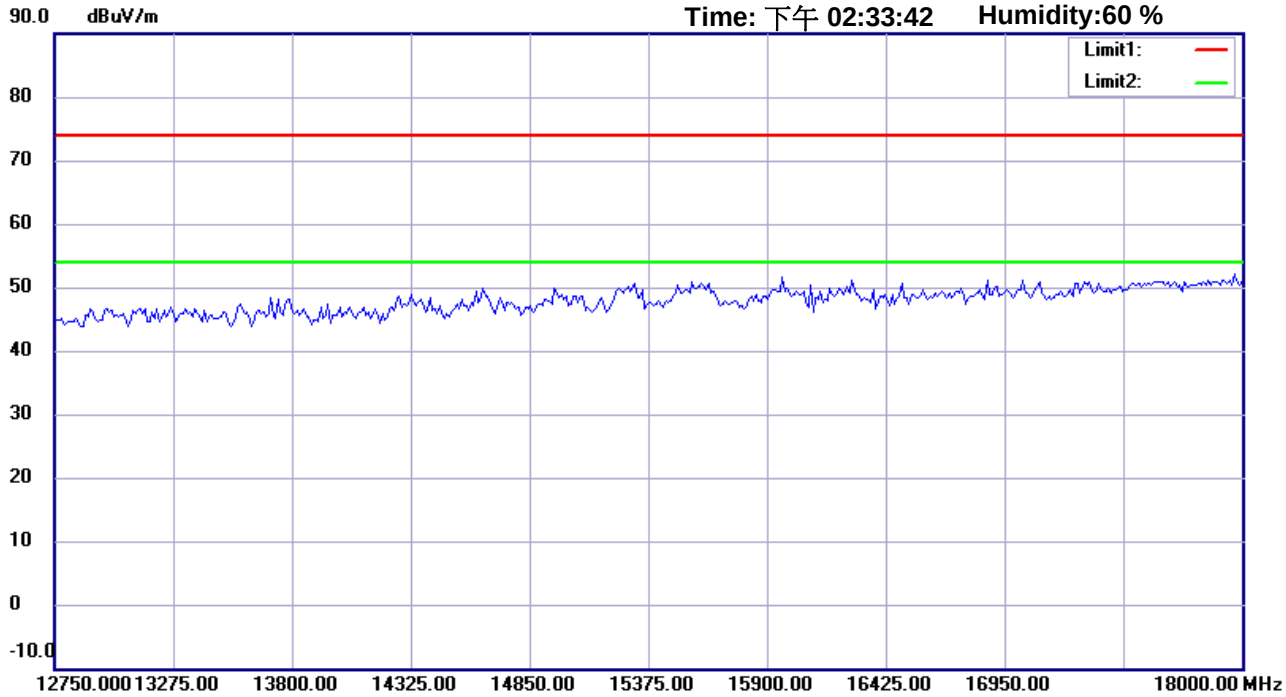

Site : Chamber
Condition : FCC_part 15 RE-Class C_Above 1GHz_PK
EUT : W6M21510-15372
M/N:
Test Mode : TX 802.11g CH6
Note :

Polarization: *Vertical*
Power : 4.5 Vd.c.
Distance: 3m

Mk.	Frequency (MHz)	Reading (dBuV)	Detector	Corr. factor (dB/m)	Result (dBuV/m)	Limit (dBuV/m)	Ant.Pos (cm)	Tab.Pos (deg.)	Margin (dB)	Comment

*:Maximum data x:Over limit !:over margin

Address:6F.,No.58,Ln 188,Ruey Kuang Rd,Neihu,Taipei
Tel:+886-2-6606-8877
Fax:+886-2-6606-8875

Radiated Emission Measurement

Operator: Leon

File :3 | Data :#5 | Date: 2015/11/17 | Time: 下午 02:30:44 | Temperature:24 ℃ | Humidity:60 %

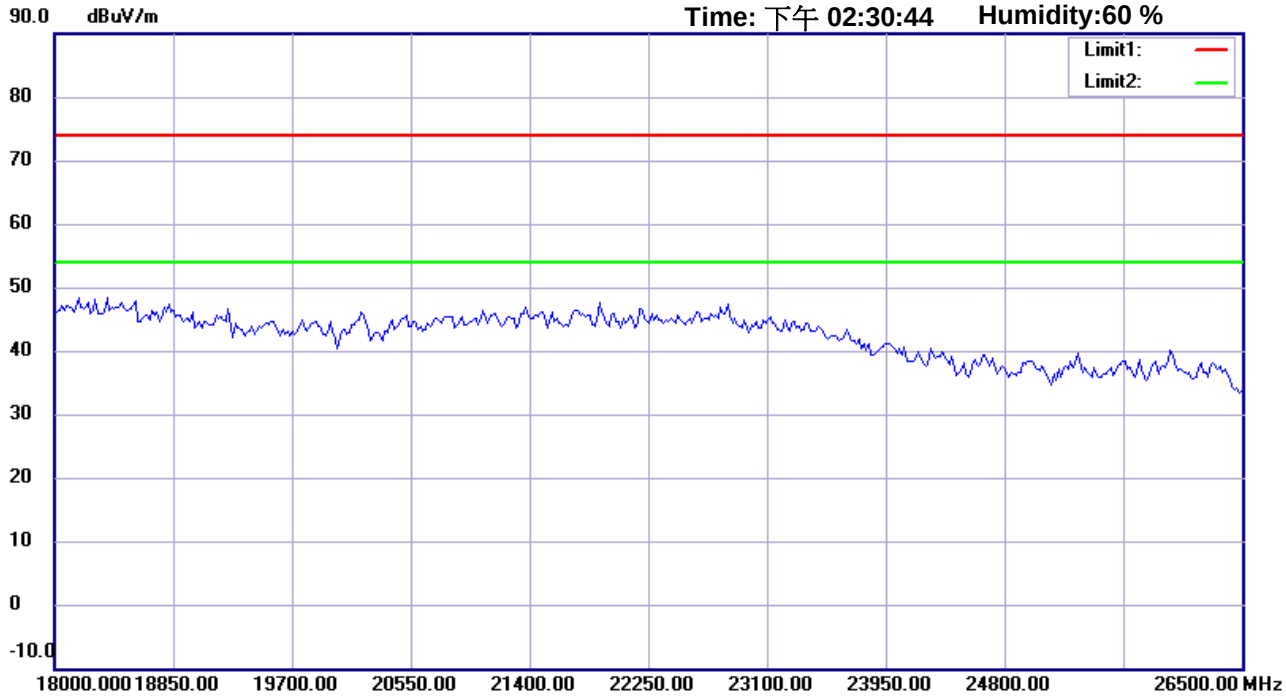

Site : Chamber

Condition : FCC_part 15 RE-Class C_Above 1GHz_PK

Polarization: *Horizontal*

EUT : W6M21510-15372

Power : 4.5 Vd.c.

M/N:

Distance: 3m

Test Mode : TX 802.11g CH6

Note :

Mk.	Frequency (MHz)	Reading (dBuV)	Detector	Corr. factor (dB/m)	Result (dBuV/m)	Limit (dBuV/m)	Ant.Pos (cm)	Tab.Pos (deg.)	Margin (dB)	Comment

*:Maximum data x:Over limit !:over margin

Address:6F.,No.58,Ln 188,Ruey Kuang Rd,Neihu,Taipei
Tel:+886-2-6606-8877
Fax:+886-2-6606-8875

Radiated Emission Measurement

Operator: Leon

File :3 | Data :#10 | Date: 2015/11/17 | Time: 下午 02:33:52 | Temperature:24 ℃ | Humidity:60 %

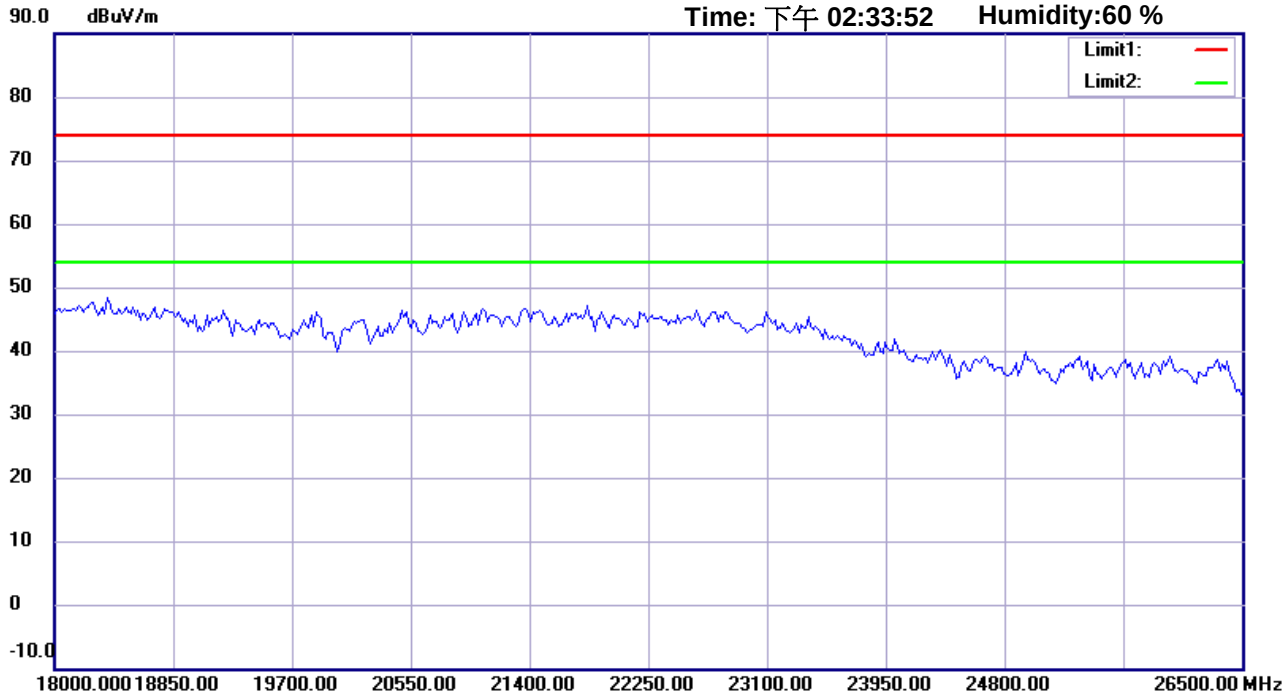

Site : Chamber

Condition : FCC_part 15 RE-Class C_Above 1GHz_PK

Polarization: *Vertical*

EUT : W6M21510-15372

Power : 4.5 Vd.c.

M/N:

Distance: 3m

Test Mode : TX 802.11g CH6

Note :

Mk.	Frequency (MHz)	Reading (dBuV)	Detector	Corr. factor (dB/m)	Result (dBuV/m)	Limit (dBuV/m)	Ant.Pos (cm)	Tab.Pos (deg.)	Margin (dB)	Comment

*:Maximum data x:Over limit !:over margin

Address:6F.,No.58,Ln 188,Ruey Kuang Rd,Neihu,Taipei
Tel:+886-2-6606-8877
Fax:+886-2-6606-8875

Radiated Emission Measurement

Operator: Roy

File :1 Data :#1 Date: 2015/11/17 Time: 下午 07:44:50

Temperature:24 ℃
Humidity:60 %

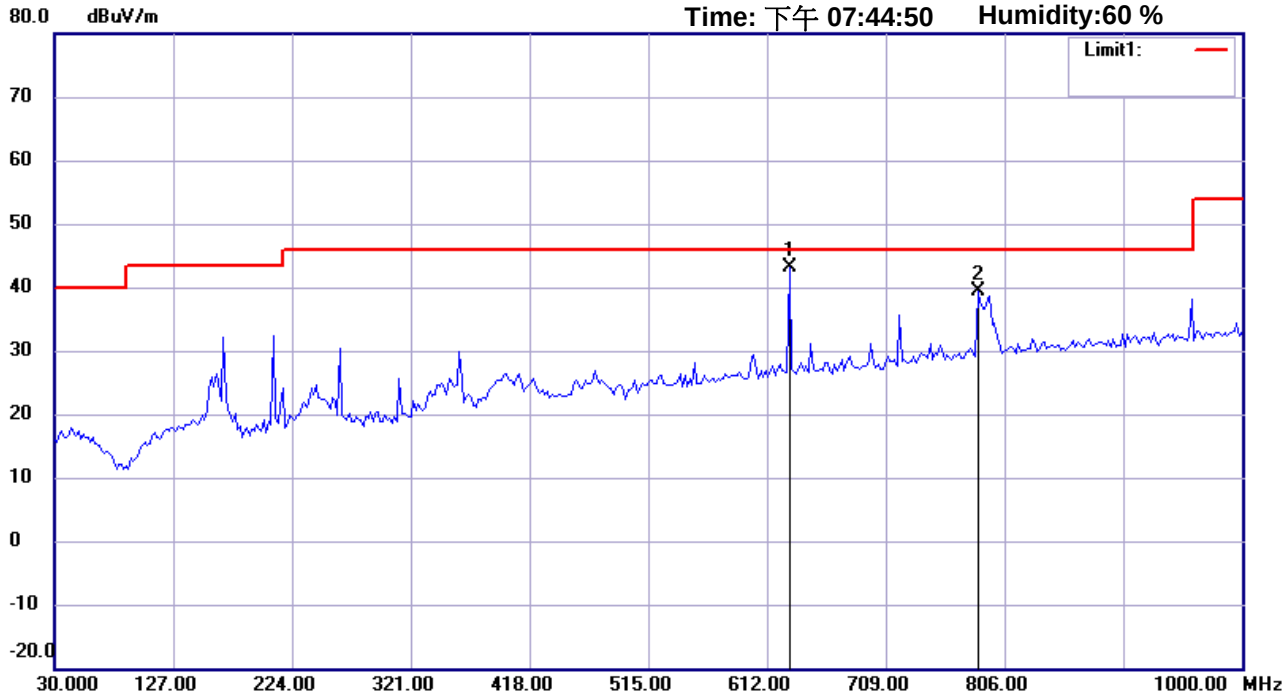

Site : Chamber

Condition : FCC_part 15 RE-Class C_30-1000MHz

Polarization: *Horizontal*

EUT : W6M21510-15372

Power : 4.5 Vd.c.

M/N:

Distance: 3m

Test Mode : TX 802.11g CH11

Note :

Mk.	Frequency (MHz)	Reading (dBuV)	Detector	Corr. factor (dB/m)	Result (dBuV/m)	Limit (dBuV/m)	Ant.Pos (cm)	Tab.Pos (deg.)	Margin (dB)	Comment
*	630.6612	19.63	peak	23.62	43.25	46.00	100	120	-2.75	
	784.2285	13.31	peak	26.12	39.43	46.00	100	45	-6.57	

*:Maximum data x:Over limit !:over margin

Address:6F.,No.58,Ln 188,Ruey Kuang Rd,Neihu,Taipei
Tel:+886-2-6606-8877
Fax:+886-2-6606-8875

Radiated Emission Measurement

Operator: Roy

File :1 Data :#2 Date: 2015/11/17 Time: 下午 07:45:36

Temperature:24 ℃
Humidity:60 %

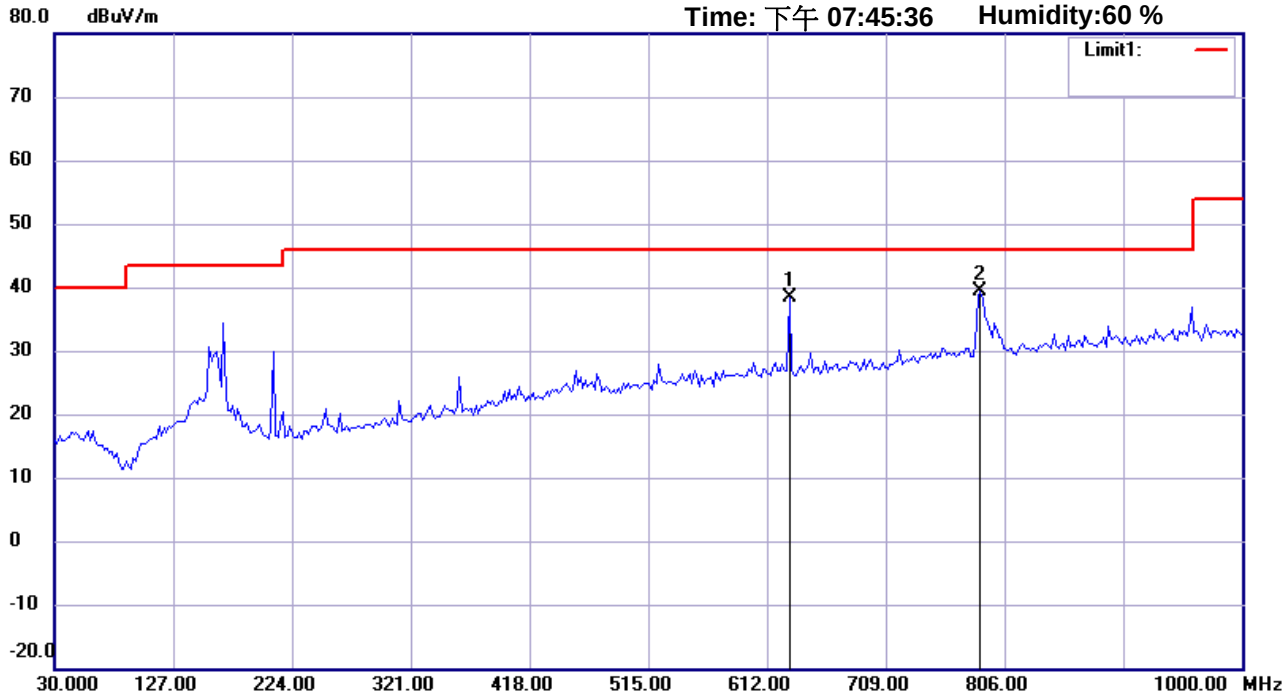

Site : Chamber

Condition : FCC_part 15 RE-Class C_30-1000MHz

Polarization: *Vertical*

EUT : W6M21510-15372

Power : 4.5 Vd.c.

M/N:

Distance: 3m

Test Mode : TX 802.11g CH11

Note :

Mk.	Frequency (MHz)	Reading (dBuV)	Detector	Corr. factor (dB/m)	Result (dBuV/m)	Limit (dBuV/m)	Ant.Pos (cm)	Tab.Pos (deg.)	Margin (dB)	Comment
	630.6612	14.72	peak	23.62	38.34	46.00	100	230	-7.66	
*	786.1722	13.19	peak	26.14	39.33	46.00	100	85	-6.67	

*:Maximum data x:Over limit !:over margin

Address:6F.,No.58,Ln 188,Ruey Kuang Rd,Neihu,Taipei
Tel:+886-2-6606-8877
Fax:+886-2-6606-8875

Radiated Emission Measurement

Operator: Leon

File :3 Data :#1 Date: 2015/11/17 Time: 下午 03:18:32

Temperature:24 ℃
Humidity:60 %

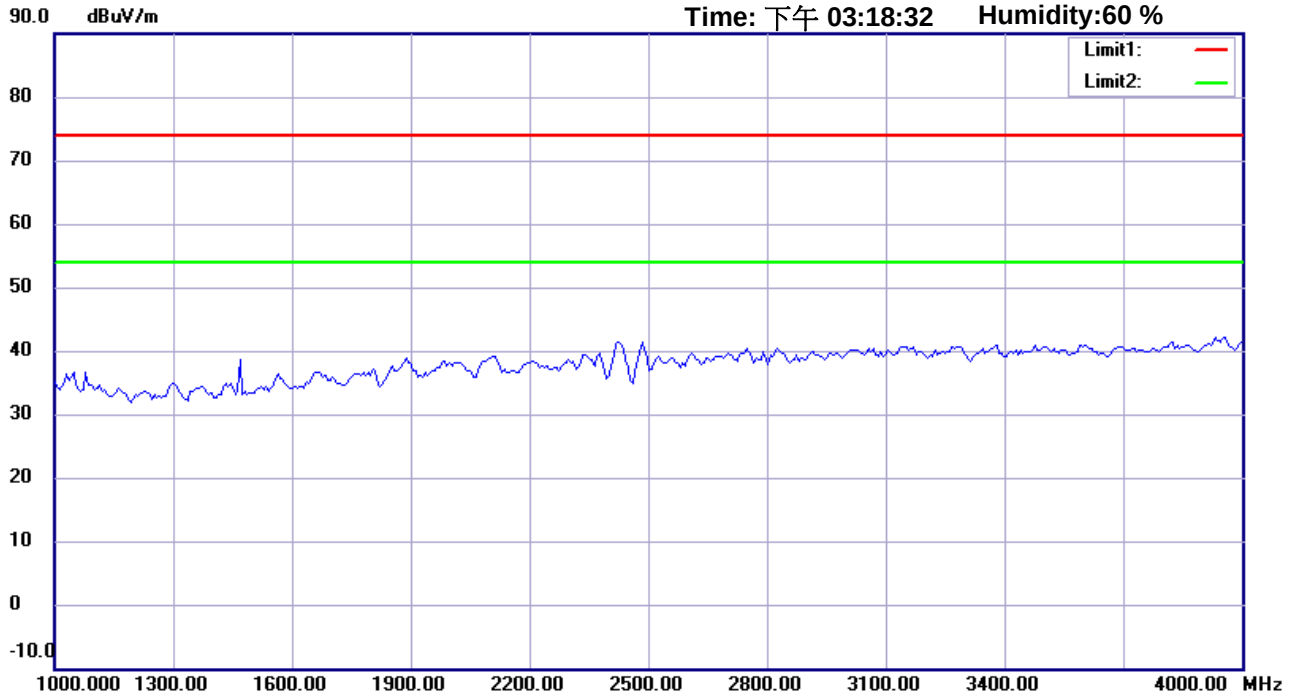

Site : Chamber
Condition : FCC_part 15 RE-Class C_Above 1GHz_PK
EUT : W6M21510-15372
M/N:
Test Mode : TX 802.11g CH11
Note :

Polarization: *Horizontal*
Power : 4.5 Vd.c.
Distance: 3m

Mk.	Frequency (MHz)	Reading (dBuV)	Detector	Corr. factor (dB/m)	Result (dBuV/m)	Limit (dBuV/m)	Ant.Pos (cm)	Tab.Pos (deg.)	Margin (dB)	Comment

*:Maximum data x:Over limit !:over margin

Address:6F.,No.58,Ln 188,Ruey Kuang Rd,Neihu,Taipei
Tel:+886-2-6606-8877
Fax:+886-2-6606-8875

Radiated Emission Measurement

Operator: Leon

File :3 | Data :#6 | Date: 2015/11/17 | Time: 下午 03:21:50 | Temperature:24 ℃ | Humidity:60 %

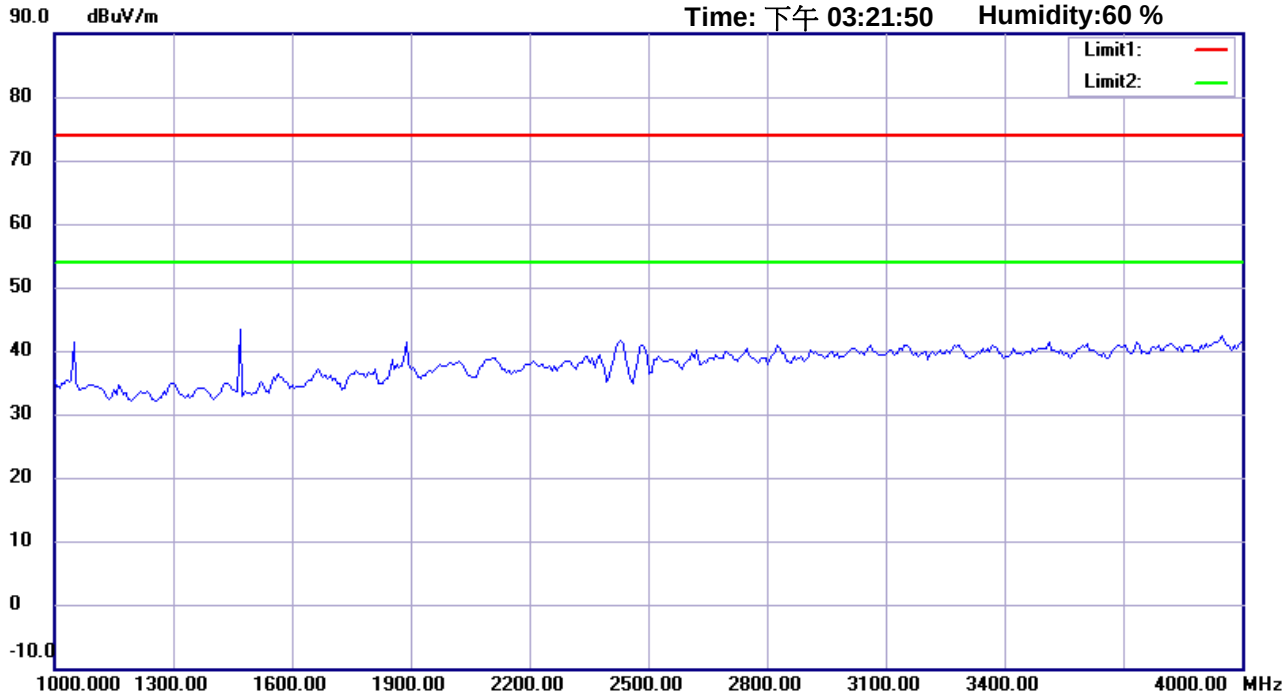

Site : Chamber

Condition : FCC_part 15 RE-Class C_Above 1GHz_PK

Polarization: *Vertical*

EUT : W6M21510-15372

Power : 4.5 Vd.c.

M/N:

Distance: 3m

Test Mode : TX 802.11g CH11

Note :

Mk.	Frequency (MHz)	Reading (dBuV)	Detector	Corr. factor (dB/m)	Result (dBuV/m)	Limit (dBuV/m)	Ant.Pos (cm)	Tab.Pos (deg.)	Margin (dB)	Comment

*:Maximum data x:Over limit !:over margin

Address:6F.,No.58,Ln 188,Ruey Kuang Rd,Neihu,Taipei
Tel:+886-2-6606-8877
Fax:+886-2-6606-8875

Radiated Emission Measurement

Operator: Leon

File :3 Data :#2 Date: 2015/11/17 Time: 下午 03:19:50

Temperature:24 ℃
Humidity:60 %

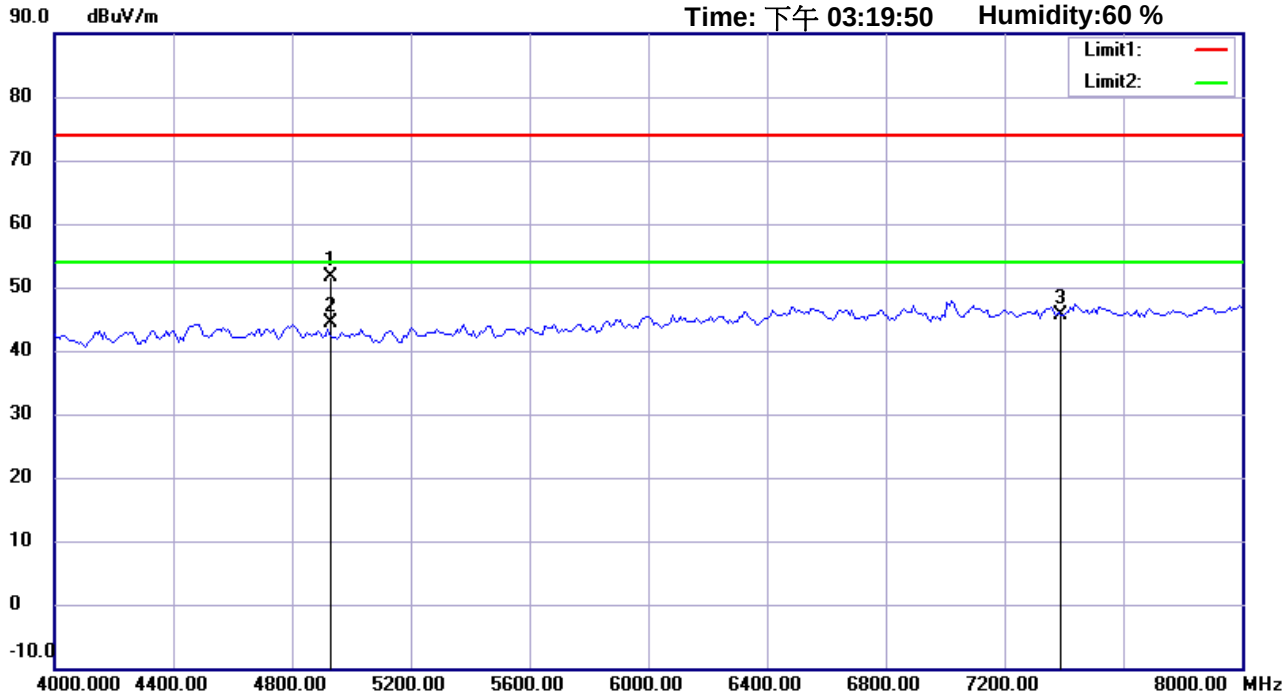

Site : Chamber

Condition : FCC_part 15 RE-Class C_Above 1GHz_PK

Polarization: *Horizontal*

EUT : W6M21510-15372

Power : 4.5 Vd.c.

M/N:

Distance: 3m

Test Mode : TX 802.11g CH11

Note :

Mk.	Frequency (MHz)	Reading (dBuV)	Detector	Corr. factor (dB/m)	Result (dBuV/m)	Limit (dBuV/m)	Ant.Pos (cm)	Tab.Pos (deg.)	Margin (dB)	Comment
	4923.567	50.29	peak	1.24	51.53	74.00	110	239	-22.47	
*	4923.567	43.13	AVG	1.24	44.37	54.00	110	239	-9.63	
	7386.000	40.21	peak	5.45	45.66	74.00	100	95	-28.34	

*:Maximum data x:Over limit !:over margin

Address:6F.,No.58,Ln 188,Ruey Kuang Rd,Neihu,Taipei
Tel:+886-2-6606-8877
Fax:+886-2-6606-8875

Radiated Emission Measurement

Operator: Leon

File :3 Data :#7 Date: 2015/11/17 Time: 下午 03:22:36

Temperature:24 ℃
Humidity:60 %

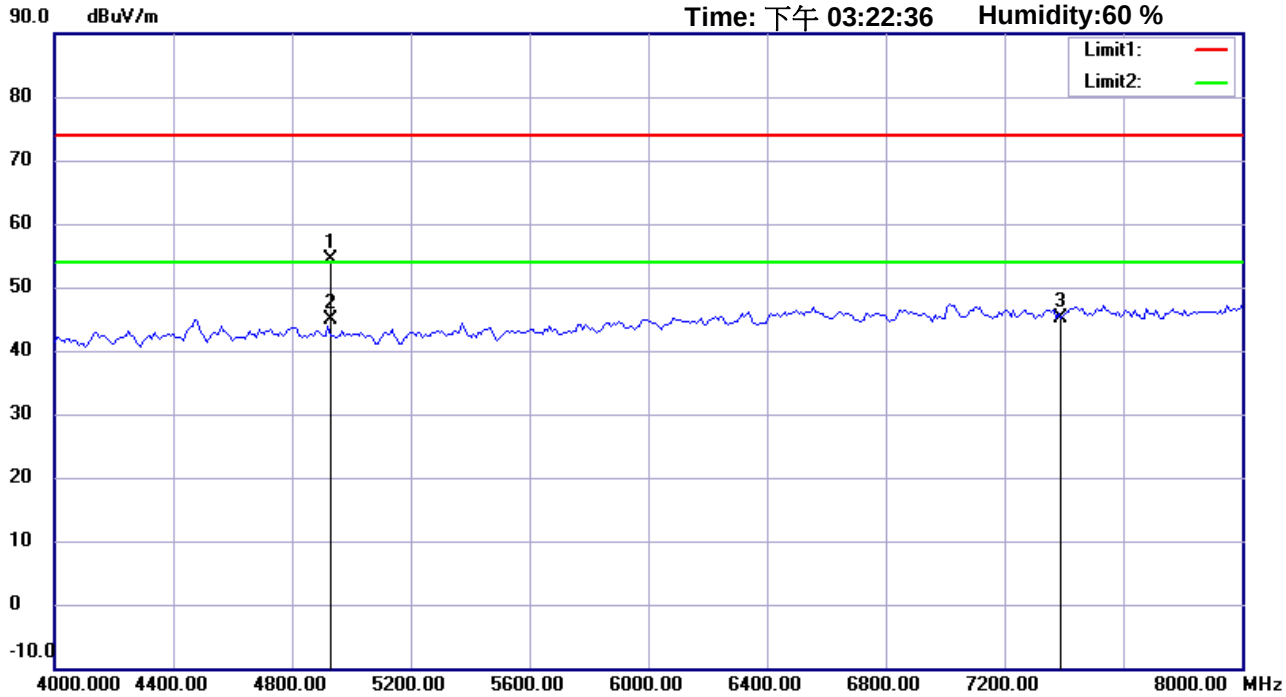

Site : Chamber

Condition : FCC_part 15 RE-Class C_Above 1GHz_PK

Polarization: *Vertical*

EUT : W6M21510-15372

Power : 4.5 Vd.c.

M/N:

Distance: 3m

Test Mode : TX 802.11g CH11

Note :

Mk.	Frequency (MHz)	Reading (dBuV)	Detector	Corr. factor (dB/m)	Result (dBuV/m)	Limit (dBuV/m)	Ant.Pos (cm)	Tab.Pos (deg.)	Margin (dB)	Comment
	4923.950	53.07	peak	1.24	54.31	74.00	165	184	-19.69	
*	4923.950	43.69	AVG	1.24	44.93	54.00	165	184	-9.07	
	7386.000	39.74	peak	5.45	45.19	74.00	100	160	-28.81	

*:Maximum data x:Over limit !:over margin

Address:6F.,No.58,Ln 188,Ruey Kuang Rd,Neihu,Taipei
Tel:+886-2-6606-8877
Fax:+886-2-6606-8875

Radiated Emission Measurement

Operator: Leon

File :3 | Data :#3 | Date: 2015/11/17 | Time: 下午 03:20:42 | Temperature:24 ℃ | Humidity:60 %

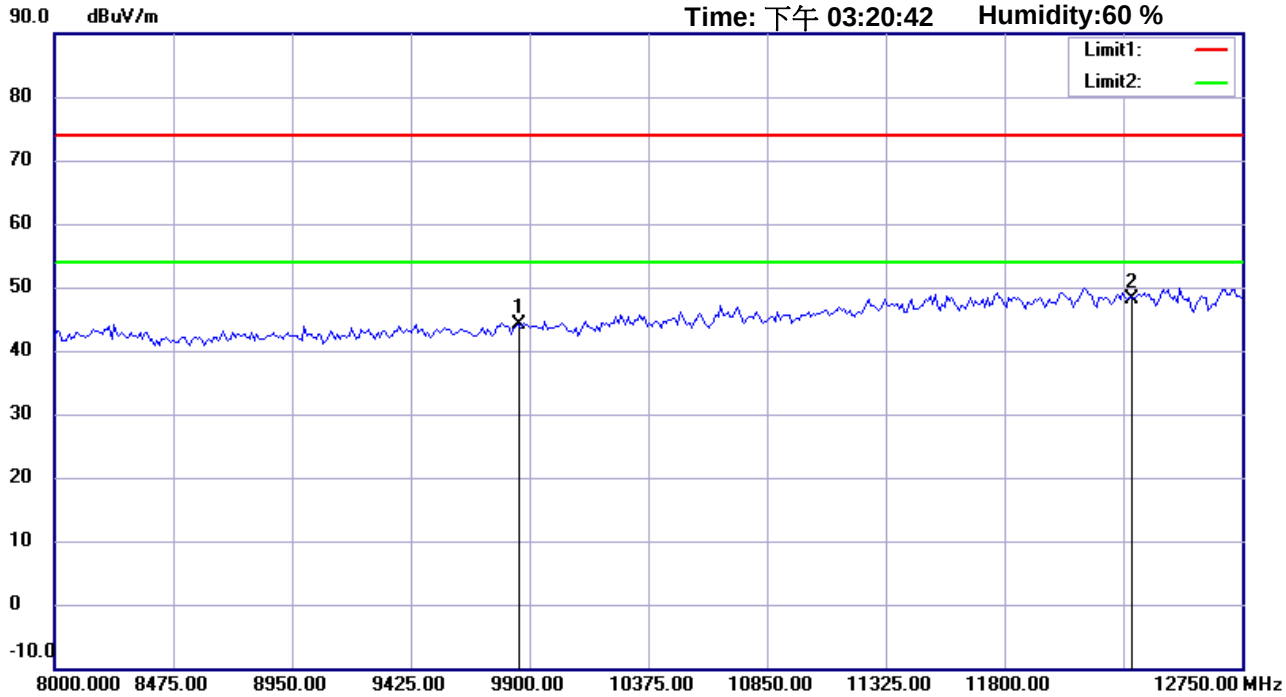

Site : Chamber

Condition : FCC_part 15 RE-Class C_Above 1GHz_PK

Polarization: *Horizontal*

EUT : W6M21510-15372

Power : 4.5 Vd.c.

M/N:

Distance: 3m

Test Mode : TX 802.11g CH11

Note :

Mk.	Frequency (MHz)	Reading (dBuV)	Detector	Corr. factor (dB/m)	Result (dBuV/m)	Limit (dBuV/m)	Ant.Pos (cm)	Tab.Pos (deg.)	Margin (dB)	Comment
	9848.000	35.69	peak	8.33	44.02	74.00	100	80	-29.98	
*	12310.000	33.88	peak	14.24	48.12	74.00	100	145	-25.88	

*:Maximum data x:Over limit !:over margin

Address:6F.,No.58,Ln 188,Ruey Kuang Rd,Neihu,Taipei
Tel:+886-2-6606-8877
Fax:+886-2-6606-8875

Radiated Emission Measurement

Operator: Leon

File :3 Data :#8 Date: 2015/11/17 Time: 下午 03:23:20

Temperature:24 ℃
Humidity:60 %

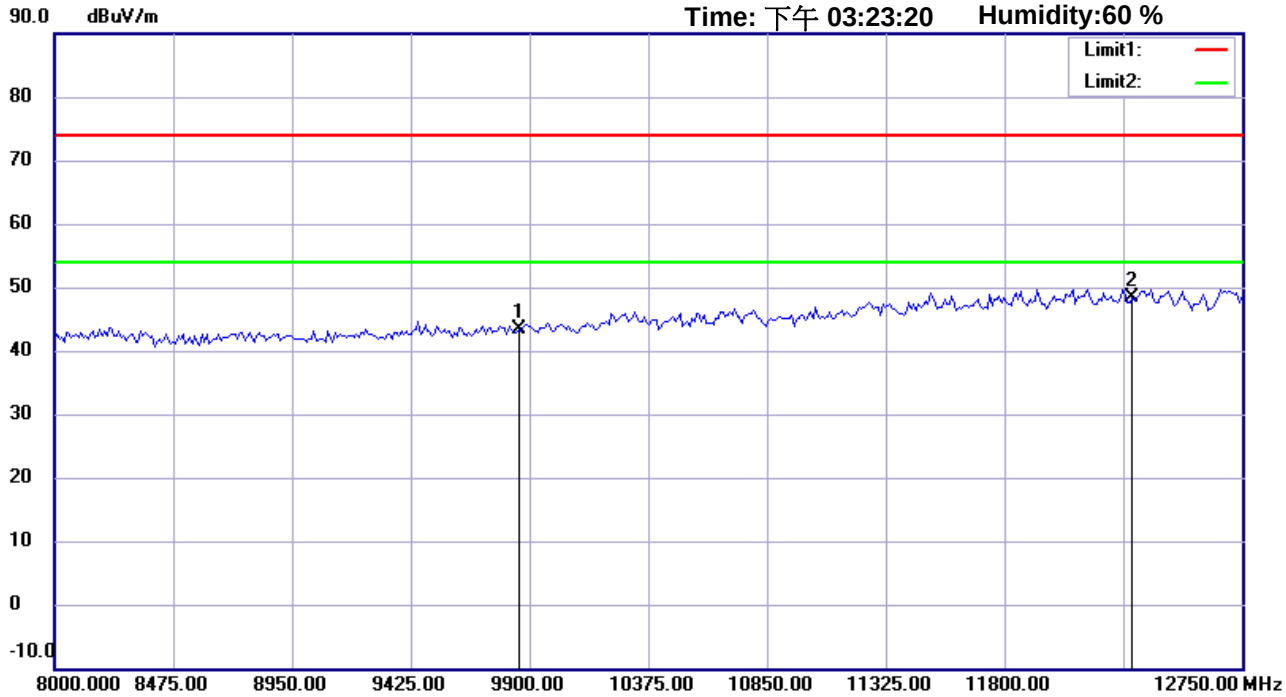

Site : Chamber

Condition : FCC_part 15 RE-Class C_Above 1GHz_PK

Polarization: *Vertical*

EUT : W6M21510-15372

Power : 4.5 Vd.c.

M/N:

Distance: 3m

Test Mode : TX 802.11g CH11

Note :

Mk.	Frequency (MHz)	Reading (dBuV)	Detector	Corr. factor (dB/m)	Result (dBuV/m)	Limit (dBuV/m)	Ant.Pos (cm)	Tab.Pos (deg.)	Margin (dB)	Comment
	9848.000	34.99	peak	8.33	43.32	74.00	100	210	-30.68	
*	12310.000	34.02	peak	14.24	48.26	74.00	100	130	-25.74	

*:Maximum data x:Over limit !:over margin

Address:6F.,No.58,Ln 188,Ruey Kuang Rd,Neihu,Taipei
Tel:+886-2-6606-8877
Fax:+886-2-6606-8875

Radiated Emission Measurement

Operator: Leon

File :3 Data :#4 Date: 2015/11/17 Time: 下午 03:20:55

Temperature:24 ℃
Humidity:60 %

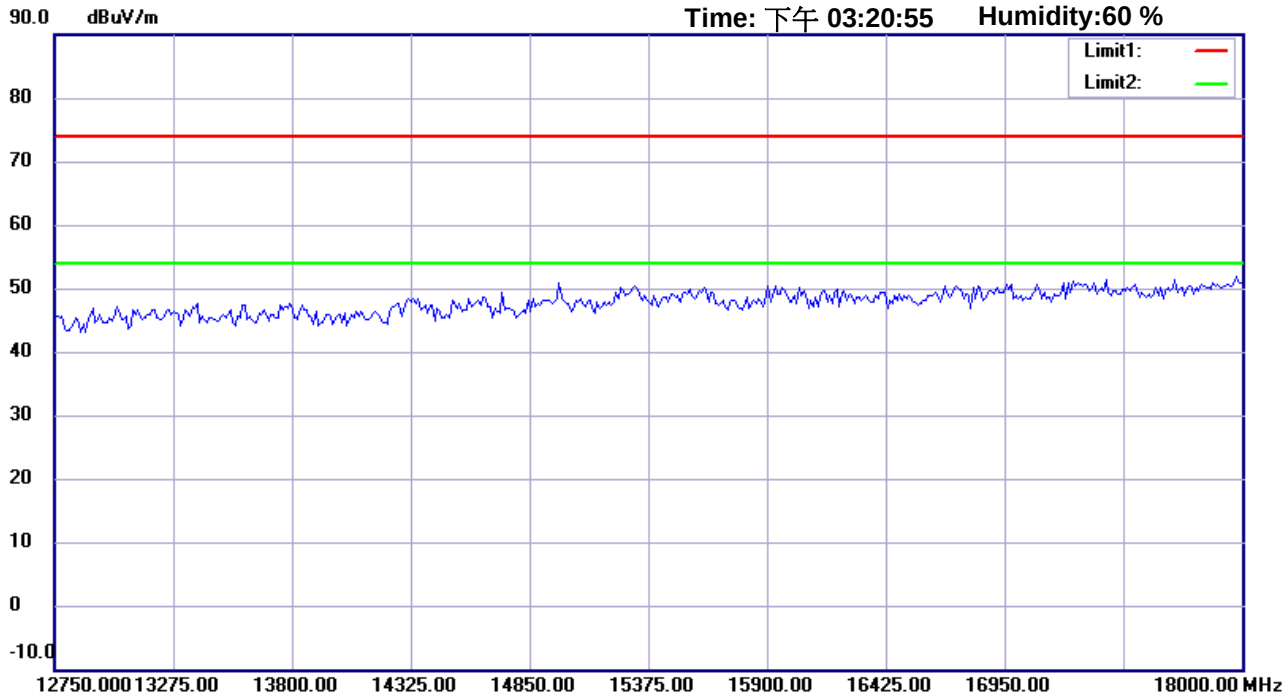

Site : Chamber
Condition : FCC_part 15 RE-Class C_Above 1GHz_PK
EUT : W6M21510-15372
M/N:
Test Mode : TX 802.11g CH11
Note :

Polarization: *Horizontal*
Power : 4.5 Vd.c.
Distance: 3m

Mk.	Frequency (MHz)	Reading (dBuV)	Detector	Corr. factor (dB/m)	Result (dBuV/m)	Limit (dBuV/m)	Ant.Pos (cm)	Tab.Pos (deg.)	Margin (dB)	Comment

*:Maximum data x:Over limit !:over margin

Address:6F.,No.58,Ln 188,Ruey Kuang Rd,Neihu,Taipei
Tel:+886-2-6606-8877
Fax:+886-2-6606-8875

Radiated Emission Measurement

Operator: Leon

File :3 Data :#9 Date: 2015/11/17 Time: 下午 03:23:34

Temperature:24 ℃
Humidity:60 %

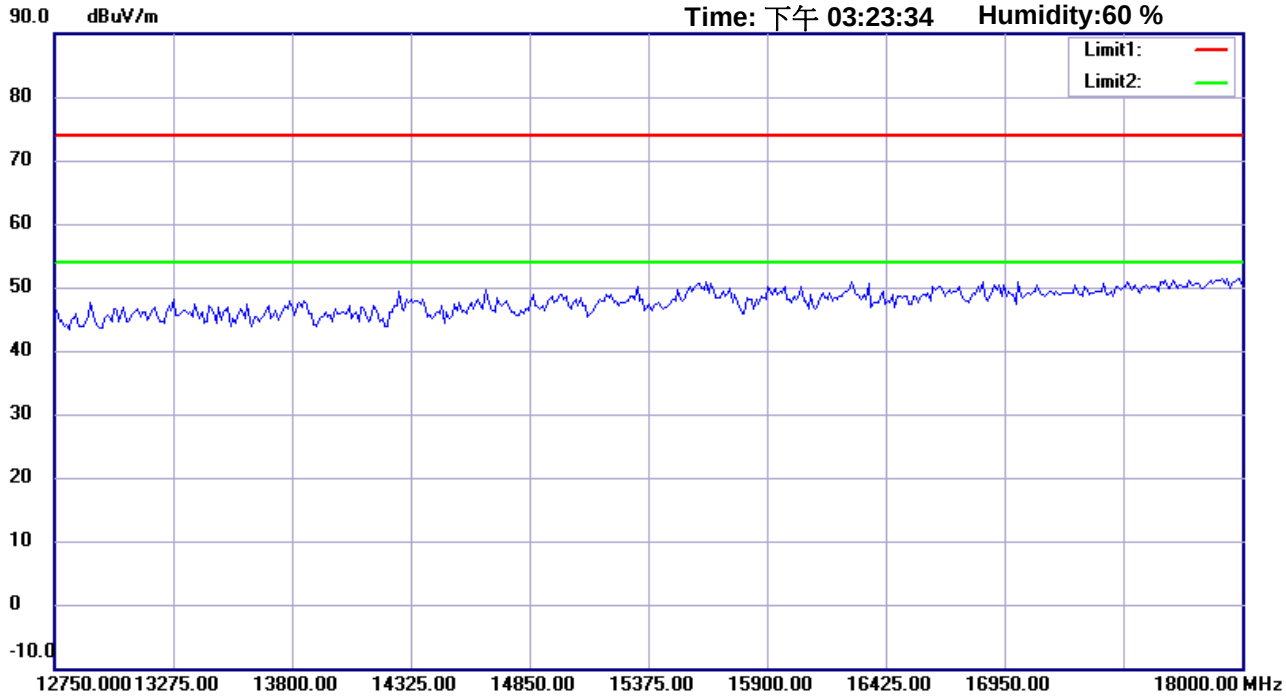

Site : Chamber
Condition : FCC_part 15 RE-Class C_Above 1GHz_PK
EUT : W6M21510-15372
M/N:
Test Mode : TX 802.11g CH11
Note :

Polarization: *Vertical*
Power : 4.5 Vd.c.
Distance: 3m

Mk.	Frequency (MHz)	Reading (dBuV)	Detector	Corr. factor (dB/m)	Result (dBuV/m)	Limit (dBuV/m)	Ant.Pos (cm)	Tab.Pos (deg.)	Margin (dB)	Comment

*:Maximum data x:Over limit !:over margin

Address:6F.,No.58,Ln 188,Ruey Kuang Rd,Neihu,Taipei
Tel:+886-2-6606-8877
Fax:+886-2-6606-8875

Radiated Emission Measurement

Operator: Leon

File :3 Data :#5 Date: 2015/11/17 Time: 下午 03:21:05

Temperature:24 ℃
Humidity:60 %

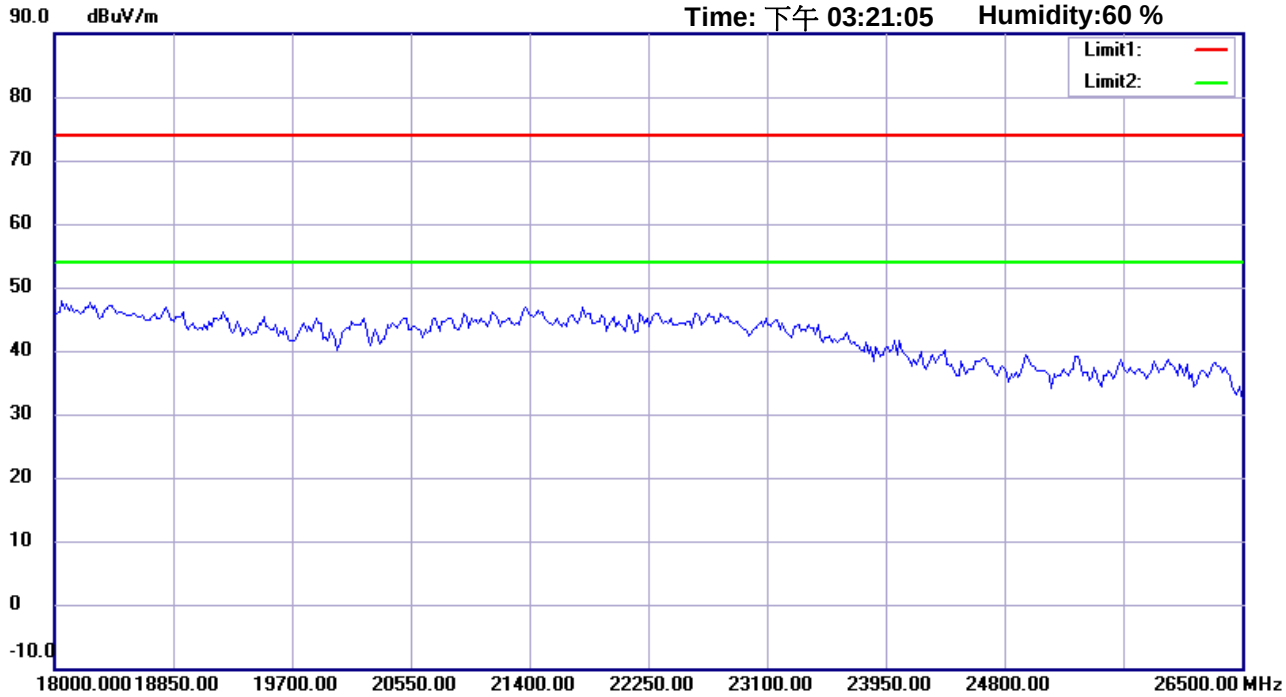

Site : Chamber
Condition : FCC_part 15 RE-Class C_Above 1GHz_PK
EUT : W6M21510-15372
M/N:
Test Mode : TX 802.11g CH11
Note :

Polarization: *Horizontal*
Power : 4.5 Vd.c.
Distance: 3m

Mk.	Frequency (MHz)	Reading (dBuV)	Detector	Corr. factor (dB/m)	Result (dBuV/m)	Limit (dBuV/m)	Ant.Pos (cm)	Tab.Pos (deg.)	Margin (dB)	Comment

*:Maximum data x:Over limit !:over margin

Address:6F.,No.58,Ln 188,Ruey Kuang Rd,Neihu,Taipei
Tel:+886-2-6606-8877
Fax:+886-2-6606-8875

Radiated Emission Measurement

Operator: Leon

File :3 Data :#10 Date: 2015/11/17 Time: 下午 03:23:44

Temperature:24 ℃
Humidity:60 %

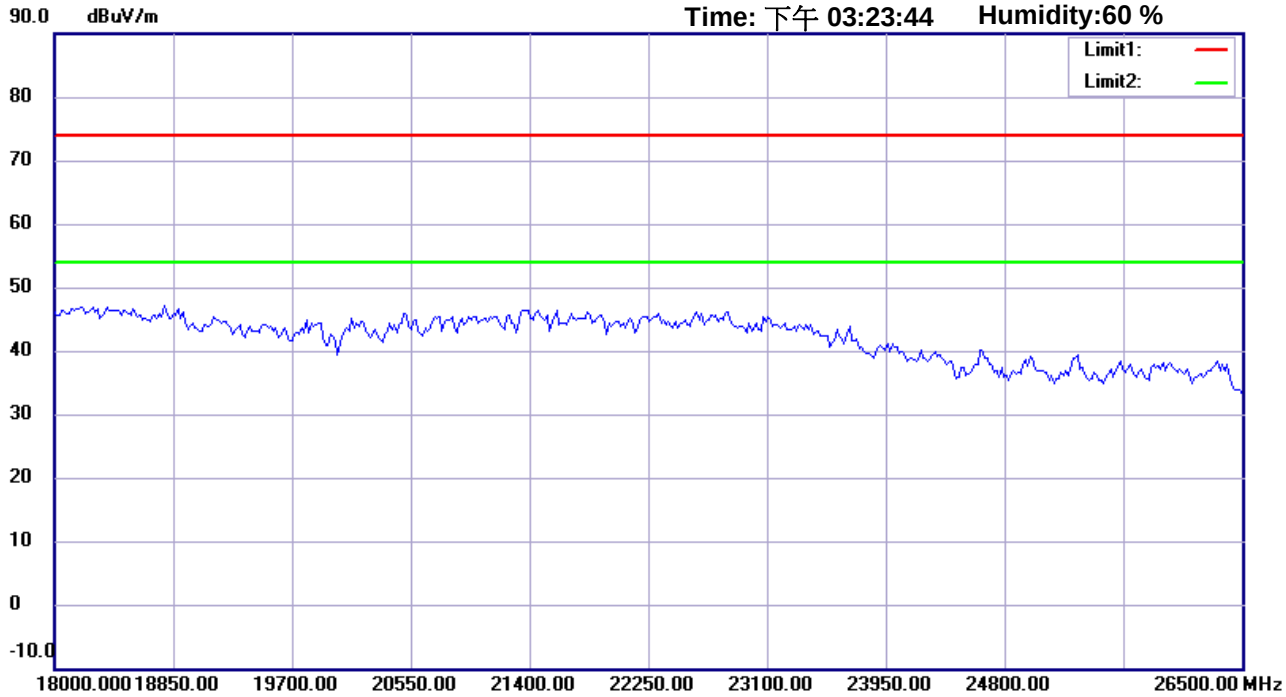

Site : Chamber
Condition : FCC_part 15 RE-Class C_Above 1GHz_PK
EUT : W6M21510-15372
M/N:
Test Mode : TX 802.11g CH11
Note :

Polarization: *Vertical*
Power : 4.5 Vd.c.
Distance: 3m

Mk.	Frequency (MHz)	Reading (dBuV)	Detector	Corr. factor (dB/m)	Result (dBuV/m)	Limit (dBuV/m)	Ant.Pos (cm)	Tab.Pos (deg.)	Margin (dB)	Comment

*:Maximum data x:Over limit !:over margin