The EIRP based on the measured conducted power, the upper bound on antenna gain for a device with a single RF output shall be selected as the maximum in-band gain of the antenna across all operating bands, or 2dBi, whichever is greater.

And the maximum in-band gain of the antenna is 6.3 dBi.

Note 1: The frequency is fundamental signal which can be ignored.

Note 2: Which frequency is not within a restricted band, and its limit line is 20dB below the highest emission level.

Note 3: Average measurement was not performed if peak level went lower than the average limit.

Note 4: The harmonic (2th ,3th , 4th,…etc.) and other spurious are not reported, because those levels are lower than average limit line and background noise

Band I 11ac(HT20) CH48

Frequency (MHz)	Value (dBm)	Ground Reflection Factor (dB)	D (m)	Max gain (dBi)	Detector	E (dBμV/m)	Limit (dBμV/m)	Margin (dB)	Remark	Verdict
9466.9	-51.15	0	3	6.3	PK	50.41	74.00	23.59	--	PASS
	N/A		3	6.3	AV	N/A	54.00	N/A	Note 3	PASS
16311.2	-45.05	0	3	6.3	PK	56.51	89.91	33.40	Note 2	PASS
	N/A		3	6.3	AV	N/A	69.91	N/A	Note 3	PASS
5243.9	8.35	0	3	6.3	PK	109.91	N/A	N/A	Note 1	N/A
	-16.50		3	6.3	AV	85.06	N/A	N/A		N/A

Test Plots

Band I 11ac(HT20) CH48, SPURIOUS 1 GHz ~ 25 GHz

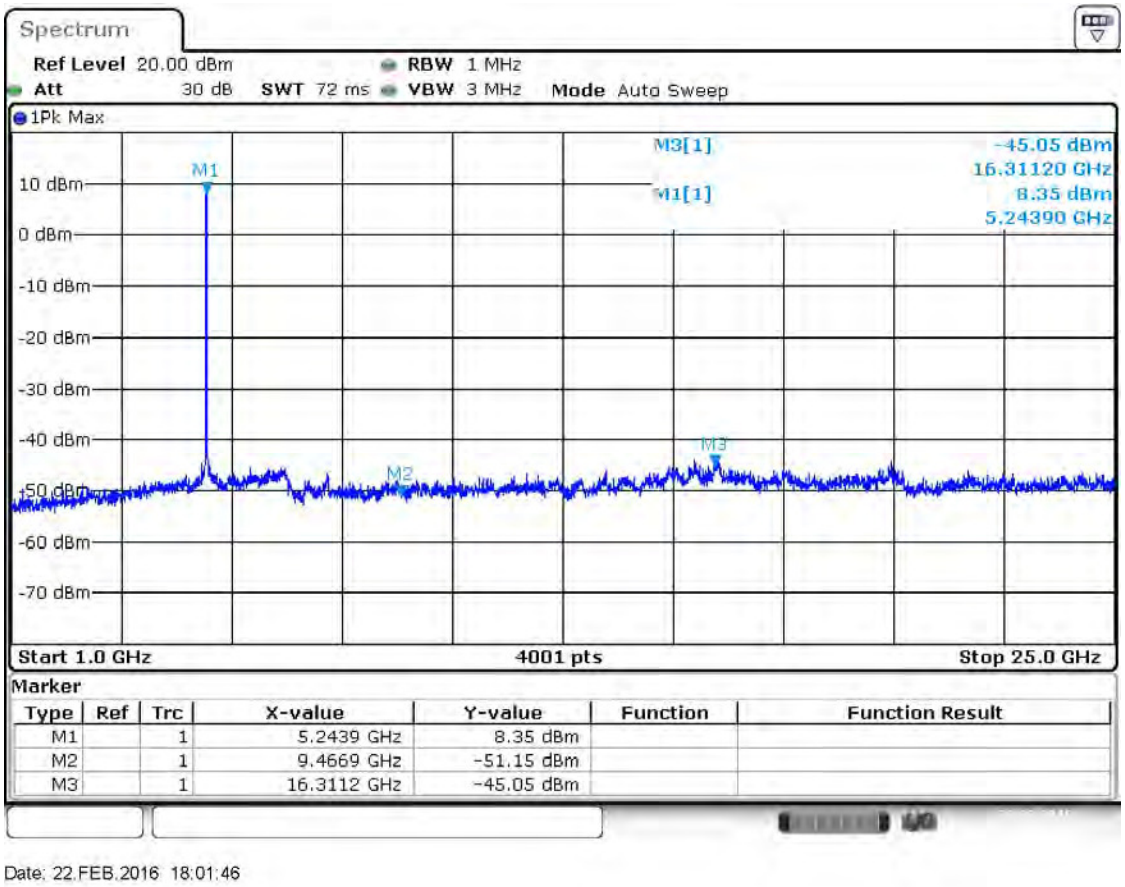

The EIRP based on the measured conducted power, the upper bound on antenna gain for a device with a single RF output shall be selected as the maximum in-band gain of the antenna across all operating bands, or 2dBi, whichever is greater.

And the maximum in-band gain of the antenna is 6.3 dBi.

Note 1: The frequency is fundamental signal which can be ignored.

Note 2: Which frequency is not within a restricted band, and its limit line is 20dB below the highest emission level.

Note 3: Average measurement was not performed if peak level went lower than the average limit.

Note 4: The harmonic (2th ,3th , 4th,…etc.) and other spurious are not reported, because those levels are lower than average limit line and background noise

Band I 11ac(HT40) CH38

Frequency (MHz)	Value (dBm)	Ground Reflection Factor (dB)	D (m)	Max gain (dBi)	Detector	E (dBμV/m)	Limit (dBμV/m)	Margin (dB)	Remark	Verdict
7859.3	-45.51	0	3	6.3	PK	56.05	88.29	32.24	Note 2	PASS
	N/A		3	6.3	AV	N/A	68.29	N/A	Note 3	PASS
20144.2	-44.72	0	3	6.3	PK	56.84	74.00	17.16	--	PASS
	N/A		3	6.3	AV	N/A	54.00	N/A	Note 3	PASS
5190	6.73	0	3	6.3	PK	108.29	N/A	N/A	Note 1	N/A
	-18.12		3	6.3	AV	83.44	N/A	N/A		N/A

Test Plots

Band I 11ac(HT40) CH38, SPURIOUS 1 GHz ~ 25 GHz

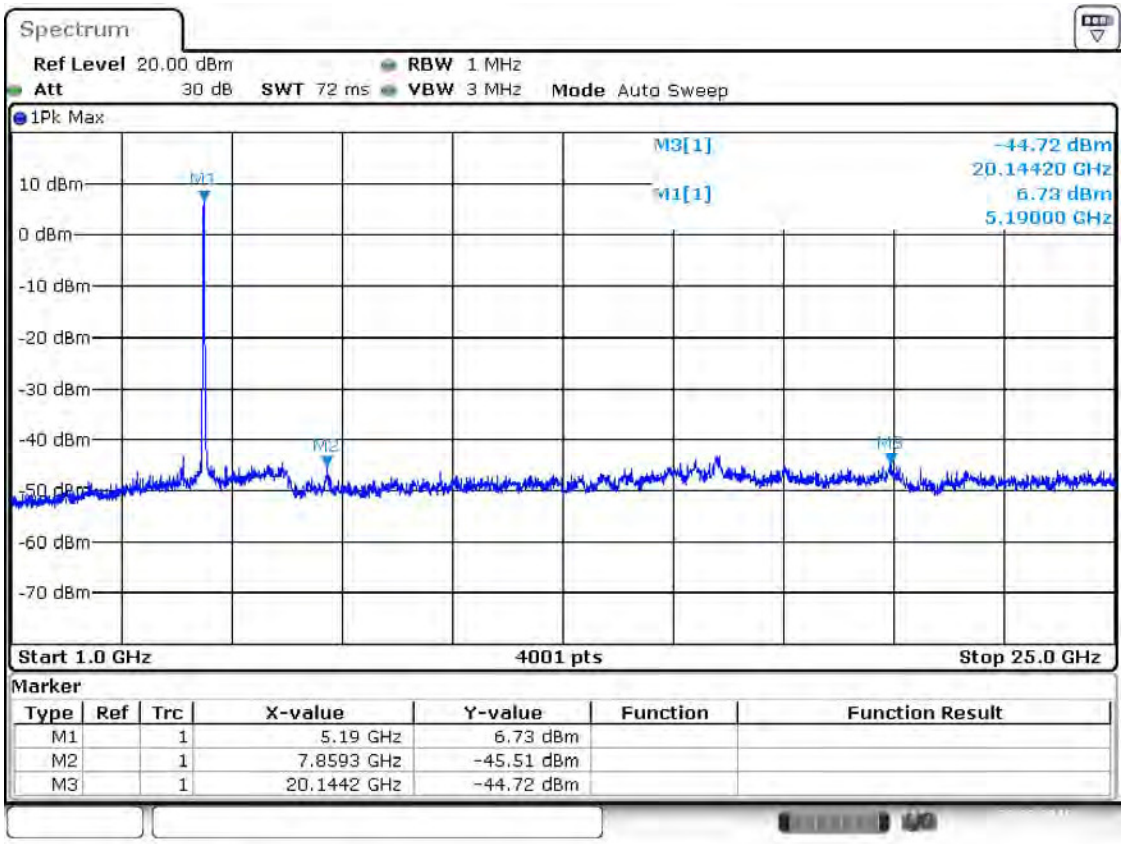

Date: 22.FEB.2016 18:53:43

The EIRP based on the measured conducted power, the upper bound on antenna gain for a device with a single RF output shall be selected as the maximum in-band gain of the antenna across all operating bands, or 2dBi, whichever is greater.

And the maximum in-band gain of the antenna is 6.3 dBi.

Note 1: The frequency is fundamental signal which can be ignored.

Note 2: Which frequency is not within a restricted band, and its limit line is 20dB below the highest emission level.

Note 3: Average measurement was not performed if peak level went lower than the average limit.

Note 4: The harmonic (2th ,3th , 4th,…etc.) and other spurious are not reported, because those levels are lower than average limit line and background noise

Band I 11ac(HT40) CH46

Frequency (MHz)	Value (dBm)	Ground Reflection Factor (dB)	D (m)	Max gain (dBi)	Detector	E (dBμV/m)	Limit (dBμV/m)	Margin (dB)	Remark	Verdict
7883.3	-48.49	0	3	6.3	PK	53.07	87.86	34.79	Note 2	PASS
	N/A		3	6.3	AV	N/A	67.86	N/A	Note 3	PASS
20306.2	-47.36	0	3	6.3	PK	54.20	74.00	19.80	--	PASS
	N/A		3	6.3	AV	N/A	54.00	N/A	Note 3	PASS
5225.9	6.3	0	3	6.3	PK	107.86	N/A	N/A	Note 1	N/A
	-18.55		3	6.3	AV	83.01	N/A	N/A		N/A

Test Plots

Band I 11ac(HT40) CH46, SPURIOUS 1 GHz ~ 25 GHz

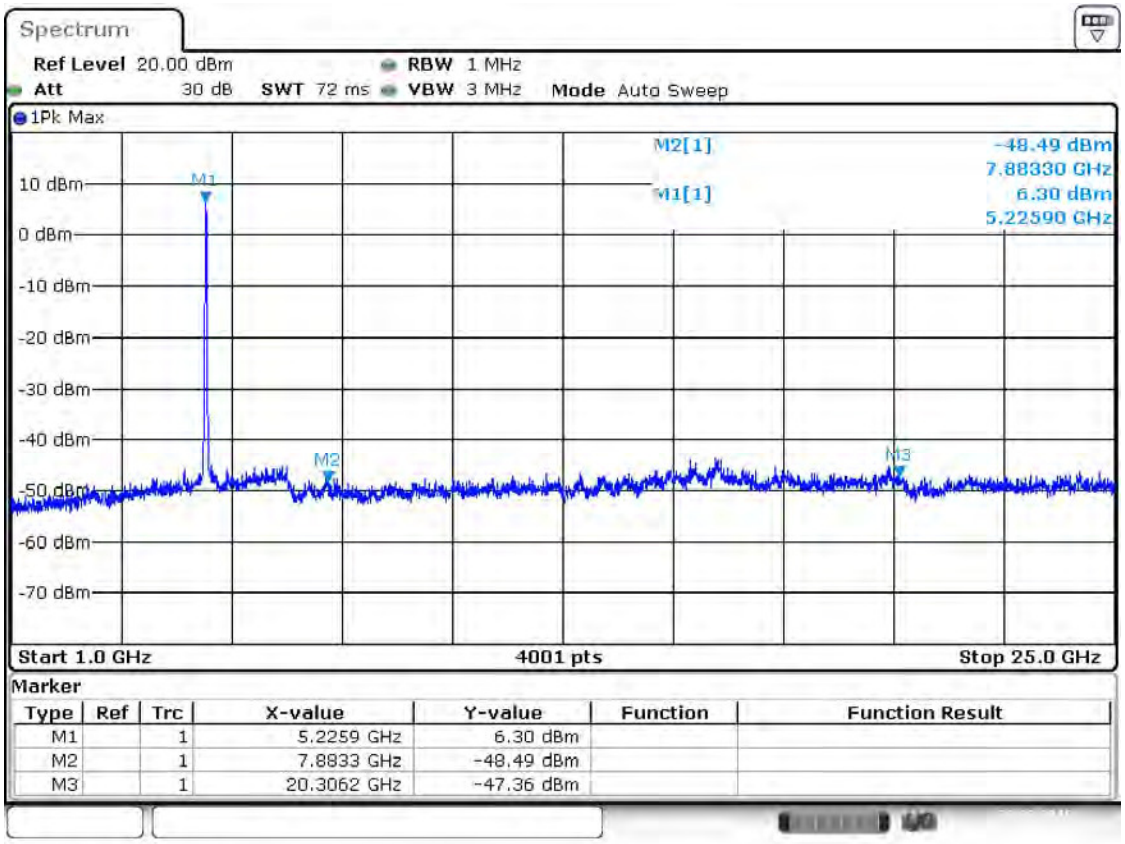

Date: 22.FEB.2016 18:55:39

The EIRP based on the measured conducted power, the upper bound on antenna gain for a device with a single RF output shall be selected as the maximum in-band gain of the antenna across all operating bands, or 2dBi, whichever is greater.

And the maximum in-band gain of the antenna is 6.3 dBi.

Note 1: The frequency is fundamental signal which can be ignored.

Note 2: Which frequency is not within a restricted band, and its limit line is 20dB below the highest emission level.

Note 3: Average measurement was not performed if peak level went lower than the average limit.

Note 4: The harmonic (2th ,3th , 4th,…etc.) and other spurious are not reported, because those levels are lower than average limit line and background noise

Band I 11ac(HT80) CH42

Frequency (MHz)	Value (dBm)	Ground Reflection Factor (dB)	D (m)	Max gain (dBi)	Detector	E (dBμV/m)	Limit (dBμV/m)	Margin (dB)	Remark	Verdict
9262.9	-50.11	0	3	6.3	PK	51.45	84.41	32.96	Note 2	PASS
	N/A		3	6.3	AV	N/A	64.41	N/A	Note 3	PASS
16359.2	-45.61	0	3	6.3	PK	55.95	84.41	28.46	Note 2	PASS
	N/A		3	6.3	AV	N/A	64.41	N/A	Note 3	PASS
5219.9	2.85	0	3	6.3	PK	104.41	N/A	N/A	Note 1	N/A
	-22.00		3	6.3	AV	79.56	N/A	N/A		N/A

Test Plots

Band I 11ac(HT80) CH42, SPURIOUS 1 GHz ~ 25 GHz

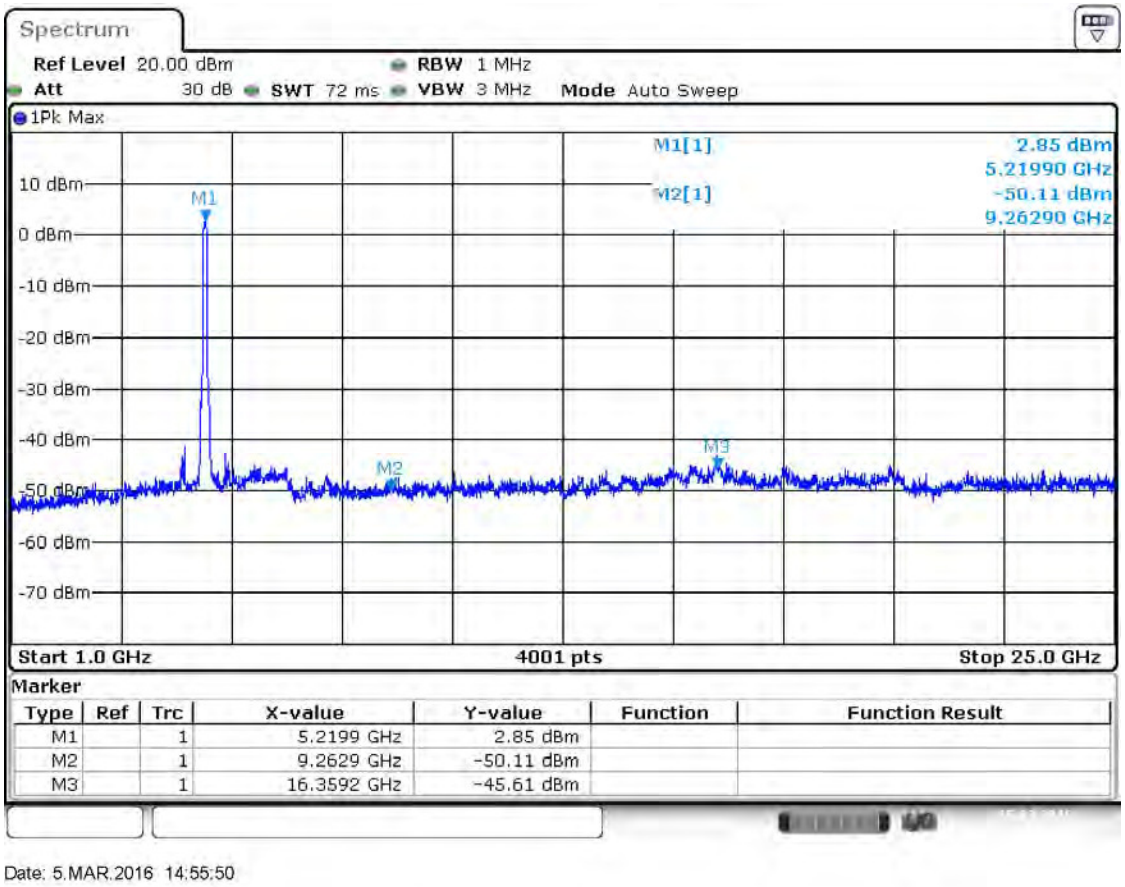

Date: 5.MAR.2016 14:55:50

The EIRP based on the measured conducted power, the upper bound on antenna gain for a device with a single RF output shall be selected as the maximum in-band gain of the antenna across all operating bands, or 2dBi, whichever is greater.

And the maximum in-band gain of the antenna is 6.4dBi.

Note 1: The frequency is fundamental signal which can be ignored.

Note 2: Which frequency is not within a restricted band, and its limit line is 20dB below the highest emission level.

Note 3: Average measurement was not performed if peak level went lower than the average limit.

Note 4: The harmonic (2th ,3th , 4th,…etc.) and other spurious are not reported, because those levels are lower than average limit line and background noise

Band II 11a CH52

Frequency (MHz)	Value (dBm)	Ground Reflection Factor (dB)	D (m)	Max gain (dBi)	Detector	E (dBμV/m)	Limit (dBμV/m)	Margin (dB)	Remark	Verdict
7883.3	-48.39	0	3	6.4	PK	53.27	90.92	37.65	Note 2	PASS
	N/A		3	6.4	AV	N/A	70.92	N/A	Note 3	PASS
16329.2	-45.12	0	3	6.4	PK	56.54	90.92	34.38	Note 2	PASS
	N/A		3	6.4	AV	N/A	70.92	N/A	Note 3	PASS
5255.9	9.26	0	3	6.4	PK	110.92	N/A	N/A	Note 1	N/A
	-15.59		3	6.4	AV	86.07	N/A	N/A		N/A

Test Plots

Band II 11a CH52, SPURIOUS 1 GHz ~ 25 GHz

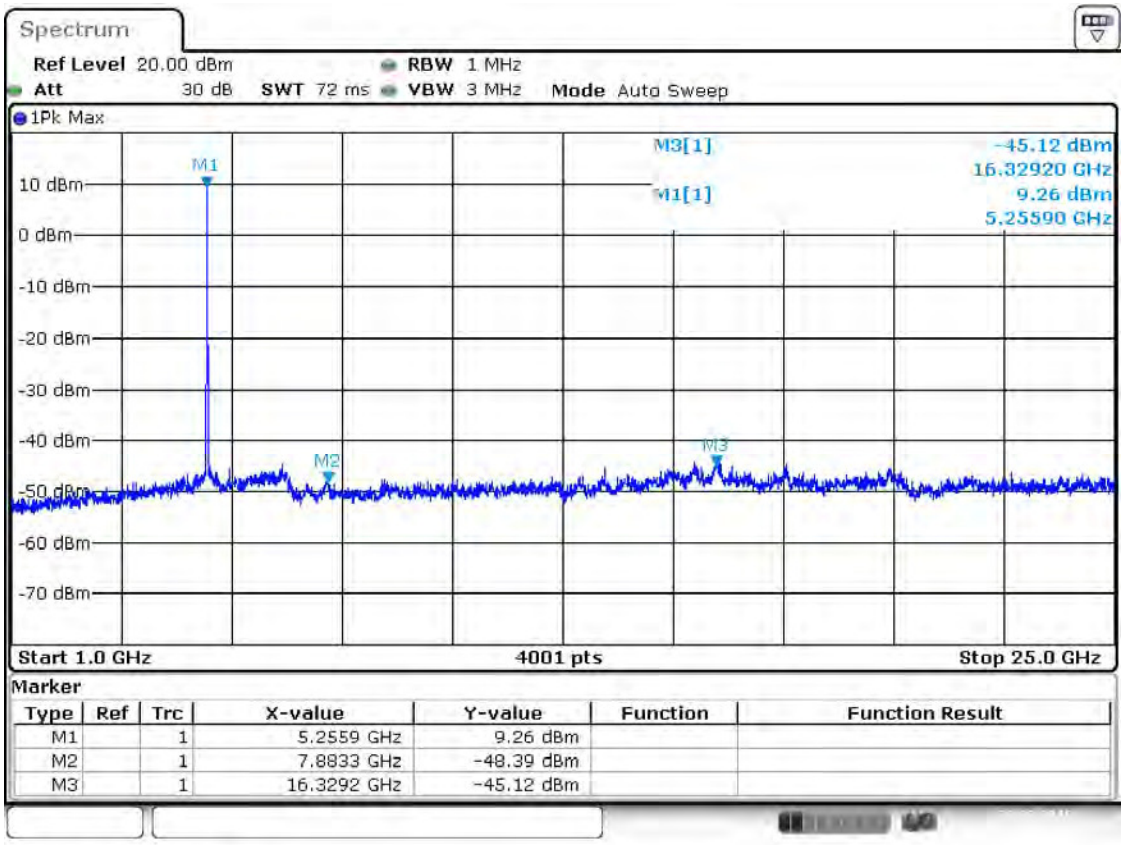

Date: 22.FEB.2016 16:42:10

The EIRP based on the measured conducted power, the upper bound on antenna gain for a device with a single RF output shall be selected as the maximum in-band gain of the antenna across all operating bands, or 2dBi, whichever is greater.

And the maximum in-band gain of the antenna is 6.4 dBi.

Note 1: The frequency is fundamental signal which can be ignored.

Note 2: Which frequency is not within a restricted band, and its limit line is 20dB below the highest emission level.

Note 3: Average measurement was not performed if peak level went lower than the average limit.

Note 4: The harmonic (2th ,3th , 4th,…etc.) and other spurious are not reported, because those levels are lower than average limit line and background noise

Band II 11a CH56

Frequency (MHz)	Value (dBm)	Ground Reflection Factor (dB)	D (m)	Max gain (dBi)	Detector	E (dBμV/m)	Limit (dBμV/m)	Margin (dB)	Remark	Verdict
7871.3	-46.86	0	3	6.4	PK	54.80	90.97	36.17	Note 2	PASS
	N/A		3	6.4	AV	N/A	70.97	N/A	Note 3	PASS
16335.2	-42.53	0	3	6.4	PK	59.13	90.97	31.84	Note 2	PASS
	N/A		3	6.4	AV	N/A	70.97	N/A	Note 3	PASS
5297.9	9.31	0	3	6.4	PK	110.97	N/A	N/A	Note 1	N/A
	-15.54		3	6.4	AV	86.12	N/A	N/A		N/A

Test Plots

Band II 11a CH60, SPURIOUS 1 GHz ~ 25 GHz

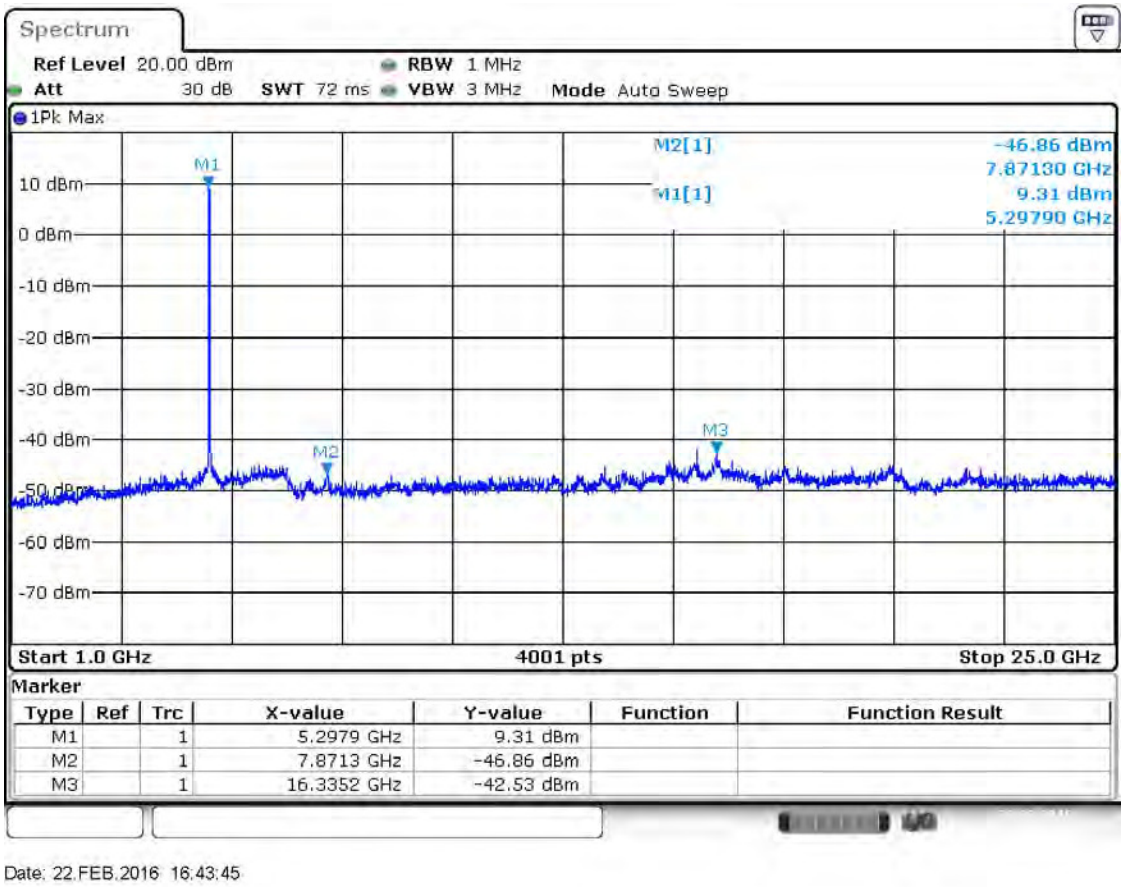

Date: 22.FEB.2016 16:43:45

The EIRP based on the measured conducted power, the upper bound on antenna gain for a device with a single RF output shall be selected as the maximum in-band gain of the antenna across all operating bands, or 2dBi, whichever is greater.

And the maximum in-band gain of the antenna is 6.4 dBi.

Note 1: The frequency is fundamental signal which can be ignored.

Note 2: Which frequency is not within a restricted band, and its limit line is 20dB below the highest emission level.

Note 3: Average measurement was not performed if peak level went lower than the average limit.

Note 4: The harmonic (2th ,3th , 4th,…etc.) and other spurious are not reported, because those levels are lower than average limit line and background noise

Band II 11a CH64

Frequency (MHz)	Value (dBm)	Ground Reflection Factor (dB)	D (m)	Max gain (dBi)	Detector	E (dBμV/m)	Limit (dBμV/m)	Margin (dB)	Remark	Verdict
9113	-49.22	0	3	6.4	PK	52.44	74.00	21.56	--	PASS
	N/A		3	6.4	AV	N/A	54.00	N/A	Note 3	PASS
16377.2	-44.72	0	3	6.4	PK	56.94	91.21	34.27	Note 2	PASS
	N/A		3	6.4	AV	N/A	71.21	N/A	Note 3	PASS
5321.9	9.55	0	3	6.4	PK	111.21	N/A	N/A	Note 1	N/A
	-15.30		3	6.4	AV	86.36	N/A	N/A		N/A

Test Plots

Band II 11a CH64, SPURIOUS 1 GHz ~ 25 GHz

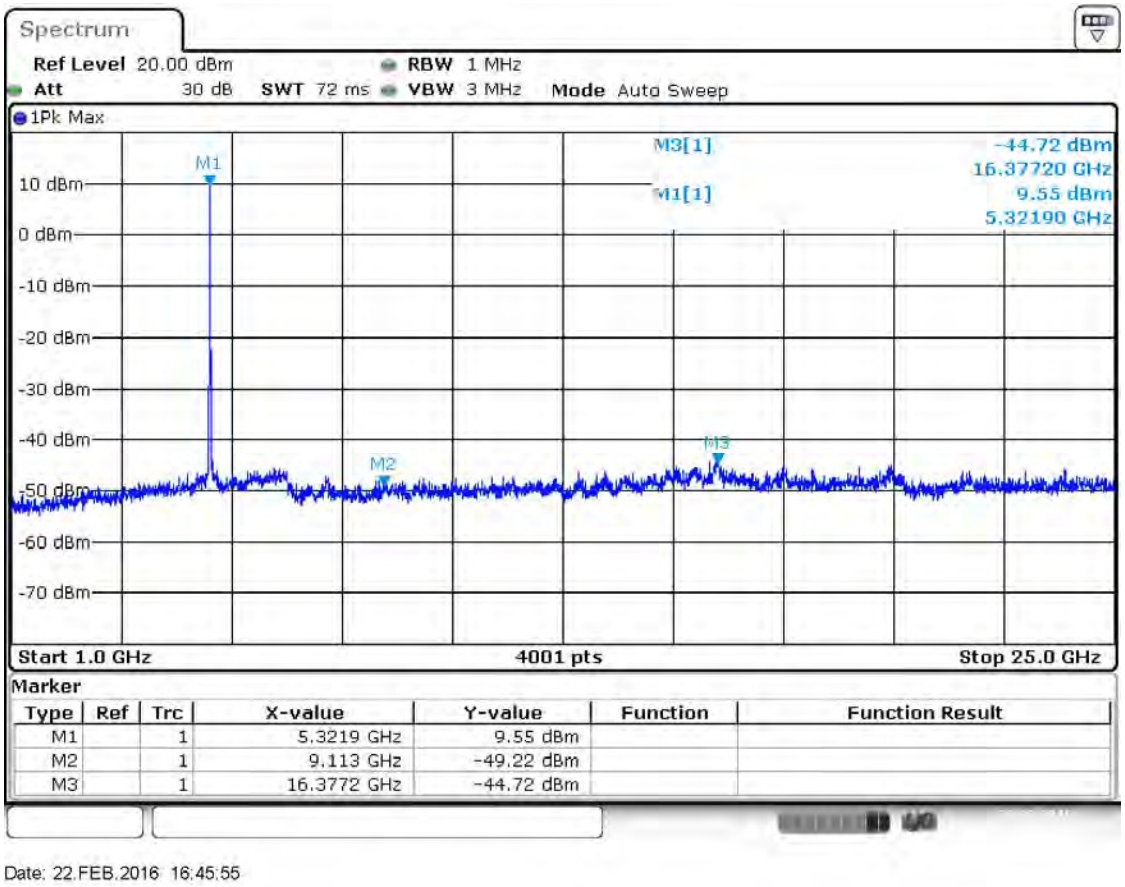

Date: 22.FEB.2016 16:45:55

The EIRP based on the measured conducted power, the upper bound on antenna gain for a device with a single RF output shall be selected as the maximum in-band gain of the antenna across all operating bands, or 2dBi, whichever is greater.

And the maximum in-band gain of the antenna is 6.4 dBi.

Note 1: The frequency is fundamental signal which can be ignored.

Note 2: Which frequency is not within a restricted band, and its limit line is 20dB below the highest emission level.

Note 3: Average measurement was not performed if peak level went lower than the average limit.

Note 4: The harmonic (2th ,3th , 4th,…etc.) and other spurious are not reported, because those levels are lower than average limit line and background noise

Band II 11n(HT20) CH52

Frequency (MHz)	Value (dBm)	Ground Reflection Factor (dB)	D (m)	Max gain (dBi)	Detector	E (dBμV/m)	Limit (dBμV/m)	Margin (dB)	Remark	Verdict
9388.9	-48.97	0	3	6.4	PK	52.69	74.00	21.31	--	PASS
	N/A		3	6.4	AV	N/A	54.00	N/A	Note 3	PASS
16383.2	-44.43	0	3	6.4	PK	57.23	91.60	34.37	Note 2	PASS
	N/A		3	6.4	AV	N/A	71.60	N/A	Note 3	PASS
5261.9	9.94	0	3	6.4	PK	111.60	N/A	N/A	Note 1	N/A
	-14.91		3	6.4	AV	86.75	N/A	N/A		N/A

Test Plots

Band II 11n(HT20) CH52, SPURIOUS 1 GHz ~ 25 GHz

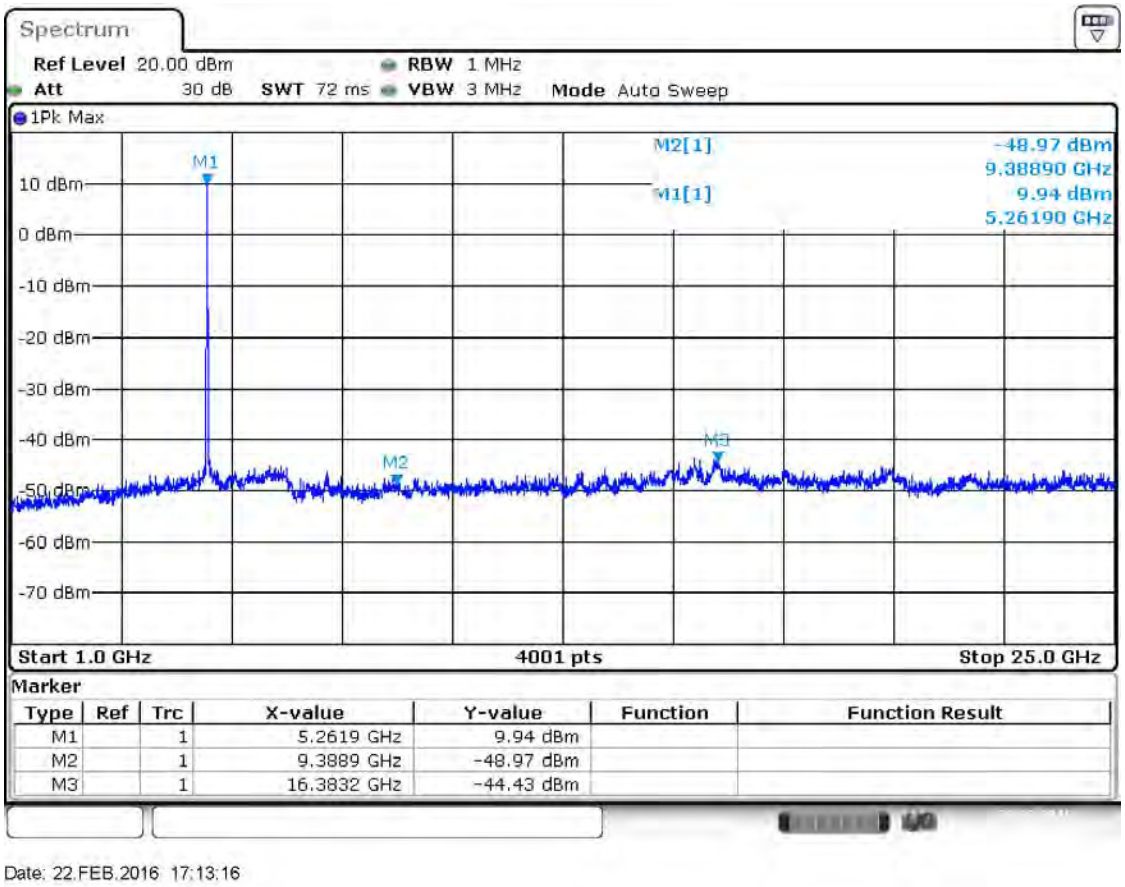

Date: 22.FEB.2016 17:13:16

The EIRP based on the measured conducted power, the upper bound on antenna gain for a device with a single RF output shall be selected as the maximum in-band gain of the antenna across all operating bands, or 2dBi, whichever is greater.

And the maximum in-band gain of the antenna is 6.4 dBi.

Note 1: The frequency is fundamental signal which can be ignored.

Note 2: Which frequency is not within a restricted band, and its limit line is 20dB below the highest emission level.

Note 3: Average measurement was not performed if peak level went lower than the average limit.

Note 4: The harmonic (2th ,3th , 4th,…etc.) and other spurious are not reported, because those levels are lower than average limit line and background noise

Band II 11n(HT20) CH60

Frequency (MHz)	Value (dBm)	Ground Reflection Factor (dB)	D (m)	Max gain (dBi)	Detector	E (dBμV/m)	Limit (dBμV/m)	Margin (dB)	Remark	Verdict
9448.9	-47.89	0	3	6.4	PK	53.77	74.00	20.23	--	PASS
	N/A		3	6.4	AV	N/A	54.00	N/A	Note 3	PASS
16329.2	-43.8	0	3	6.4	PK	57.86	92.00	34.14	Note 2	PASS
	N/A		3	6.4	AV	N/A	72.00	N/A	Note 3	PASS
5297.9	10.34	0	3	6.4	PK	112.00	N/A	N/A	Note 1	N/A
	-14.51		3	6.4	AV	87.15	N/A	N/A		N/A

Test Plots

Band II 11n(HT20) CH60, SPURIOUS 1 GHz ~ 25 GHz

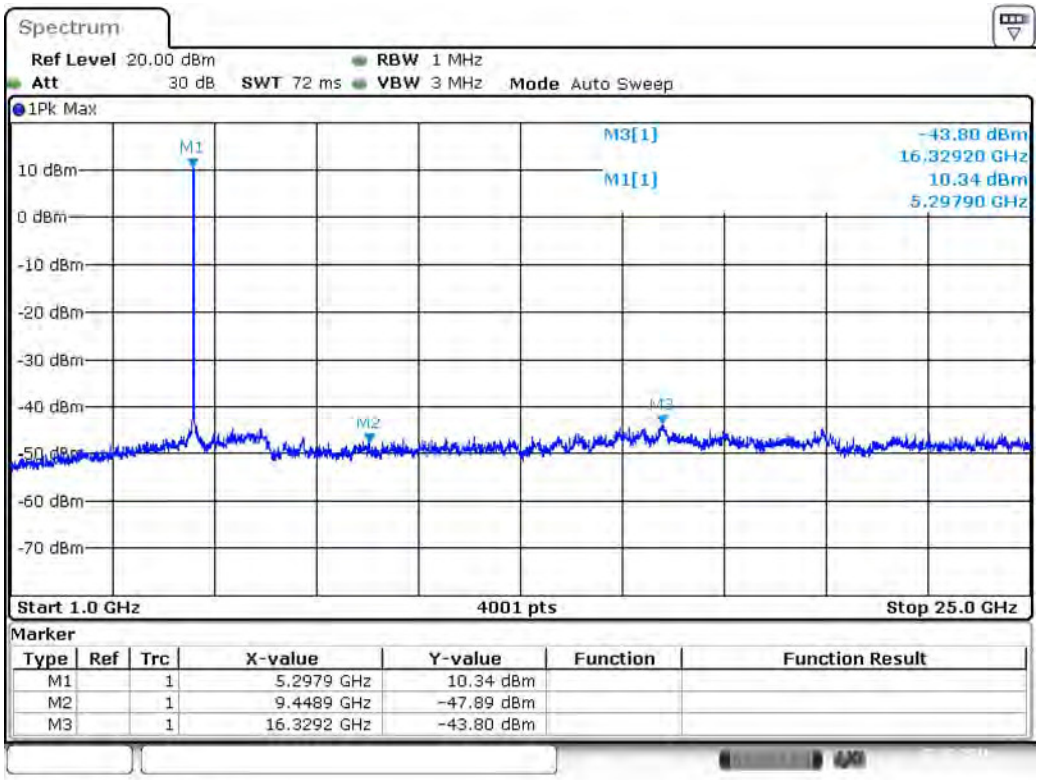

Date: 22.FEB.2016 17:14:23

The EIRP based on the measured conducted power, the upper bound on antenna gain for a device with a single RF output shall be selected as the maximum in-band gain of the antenna across all operating bands, or 2dBi, whichever is greater.

And the maximum in-band gain of the antenna is 6.4 dBi.

Note 1: The frequency is fundamental signal which can be ignored.

Note 2: Which frequency is not within a restricted band, and its limit line is 20dB below the highest emission level.

Note 3: Average measurement was not performed if peak level went lower than the average limit.

Note 4: The harmonic (2th ,3th , 4th,…etc.) and other spurious are not reported, because those levels are lower than average limit line and background noise

Band II 11n(HT20) CH64

Frequency (MHz)	Value (dBm)	Ground Reflection Factor (dB)	D (m)	Max gain (dBi)	Detector	E (dBμV/m)	Limit (dBμV/m)	Margin (dB)	Remark	Verdict
9370.9	-48.83	0	3	6.4	PK	52.83	74.00	21.17	--	PASS
	N/A		3	6.4	AV	N/A	54.00	N/A	Note 3	PASS
20126.2	-46.89	0	3	6.4	PK	54.77	74.00	19.23	--	PASS
	N/A		3	6.4	AV	N/A	54.00	N/A	Note 3	PASS
5315.9	10.42	0	3	6.4	PK	112.08	N/A	N/A	Note 1	N/A
	-14.43		3	6.4	AV	87.23	N/A	N/A		N/A

Test Plots

Band II 11n(HT20) CH64, SPURIOUS 1 GHz ~ 25 GHz

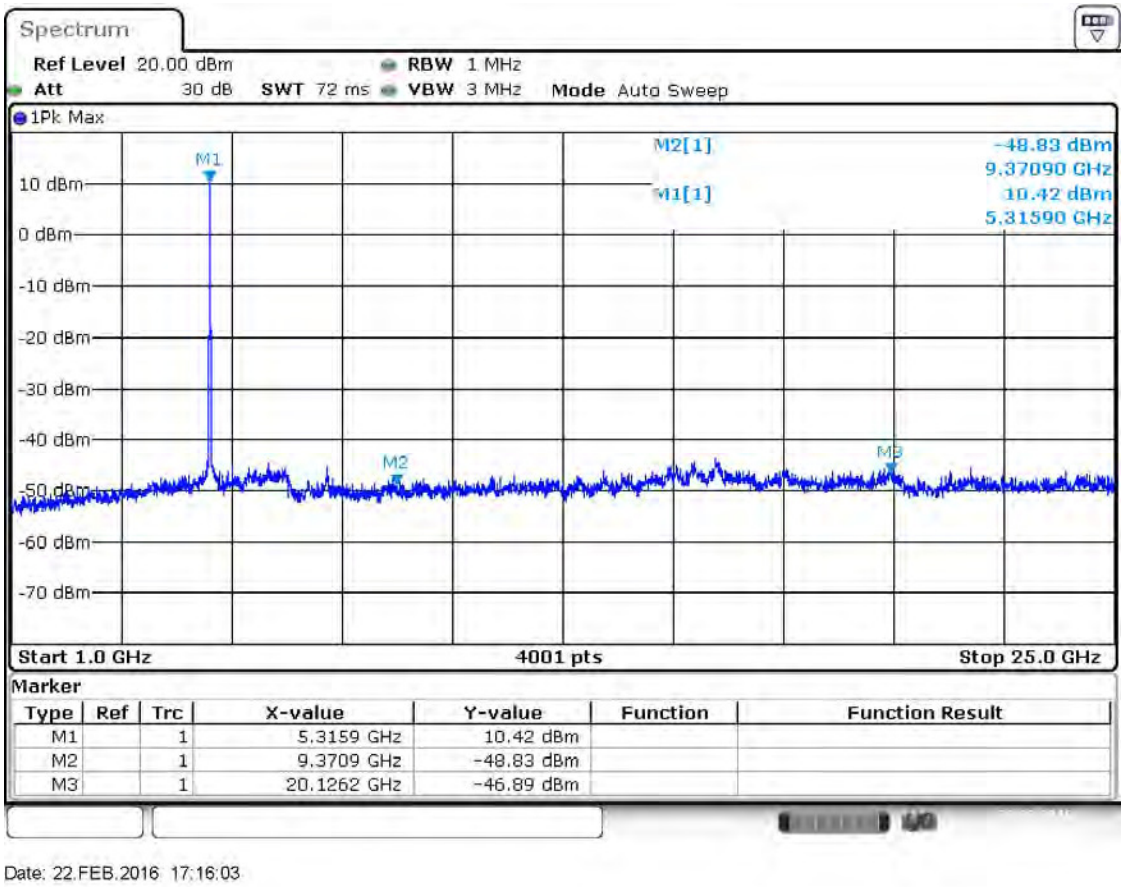

The EIRP based on the measured conducted power, the upper bound on antenna gain for a device with a single RF output shall be selected as the maximum in-band gain of the antenna across all operating bands, or 2dBi, whichever is greater.

And the maximum in-band gain of the antenna is 6.4 dBi.

Note 1: The frequency is fundamental signal which can be ignored.

Note 2: Which frequency is not within a restricted band, and its limit line is 20dB below the highest emission level.

Note 3: Average measurement was not performed if peak level went lower than the average limit.

Note 4: The harmonic (2th ,3th , 4th,…etc.) and other spurious are not reported, because those levels are lower than average limit line and background noise

Band II 11n(HT40) CH54

Frequency (MHz)	Value (dBm)	Ground Reflection Factor (dB)	D (m)	Max gain (dBi)	Detector	E (dBμV/m)	Limit (dBμV/m)	Margin (dB)	Remark	Verdict
7863.5	-46.17	0	3	6.4	PK	55.49	90.12	34.63	Note 2	PASS
	N/A		3	6.4	AV	N/A	70.12	N/A	Note 3	PASS
16347.2	-43.76	0	3	6.4	PK	57.90	90.12	32.22	Note 2	PASS
	N/A		3	6.4	AV	N/A	70.12	N/A	Note 3	PASS
5273.9	8.46	0	3	6.4	PK	110.12	N/A	N/A	Note 1	N/A
	-16.39		3	6.4	AV	85.27	N/A	N/A		N/A

Test Plots

Band II 11n(HT40) CH54, SPURIOUS 1 GHz ~ 25 GHz

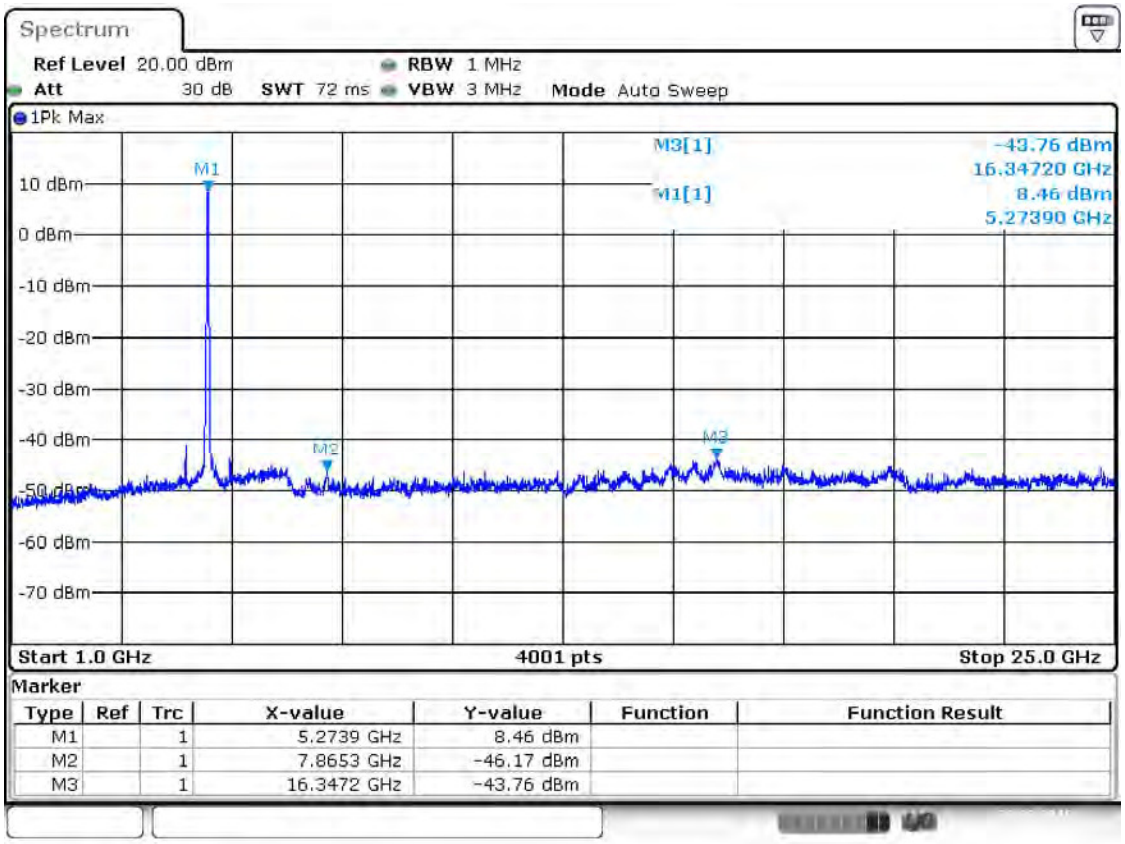

Date: 22.FEB.2016 17:33:51

The EIRP based on the measured conducted power, the upper bound on antenna gain for a device with a single RF output shall be selected as the maximum in-band gain of the antenna across all operating bands, or 2dBi, whichever is greater.

And the maximum in-band gain of the antenna is 6.4 dBi.

Note 1: The frequency is fundamental signal which can be ignored.

Note 2: Which frequency is not within a restricted band, and its limit line is 20dB below the highest emission level.

Note 3: Average measurement was not performed if peak level went lower than the average limit.

Note 4: The harmonic (2th ,3th , 4th,…etc.) and other spurious are not reported, because those levels are lower than average limit line and background noise

Band II 11n(HT40) CH62

Frequency (MHz)	Value (dBm)	Ground Reflection Factor (dB)	D (m)	Max gain (dBi)	Detector	E (dBμV/m)	Limit (dBμV/m)	Margin (dB)	Remark	Verdict
7871.3	-47.85	0	3	6.4	PK	53.81	87.62	33.81	Note 2	PASS
	N/A		3	6.4	AV	N/A	67.62	N/A	Note 3	PASS
16353.2	-44.07	0	3	6.4	PK	57.59	87.62	30.03	Note 2	PASS
	N/A		3	6.4	AV	N/A	67.62	N/A	Note 3	PASS
5315.9	5.96	0	3	6.4	PK	107.62	N/A	N/A	Note 1	N/A
	-18.89		3	6.4	AV	82.77	N/A	N/A		N/A

Test Plots

Band II 11n(HT40) CH62, SPURIOUS 1 GHz ~ 25 GHz

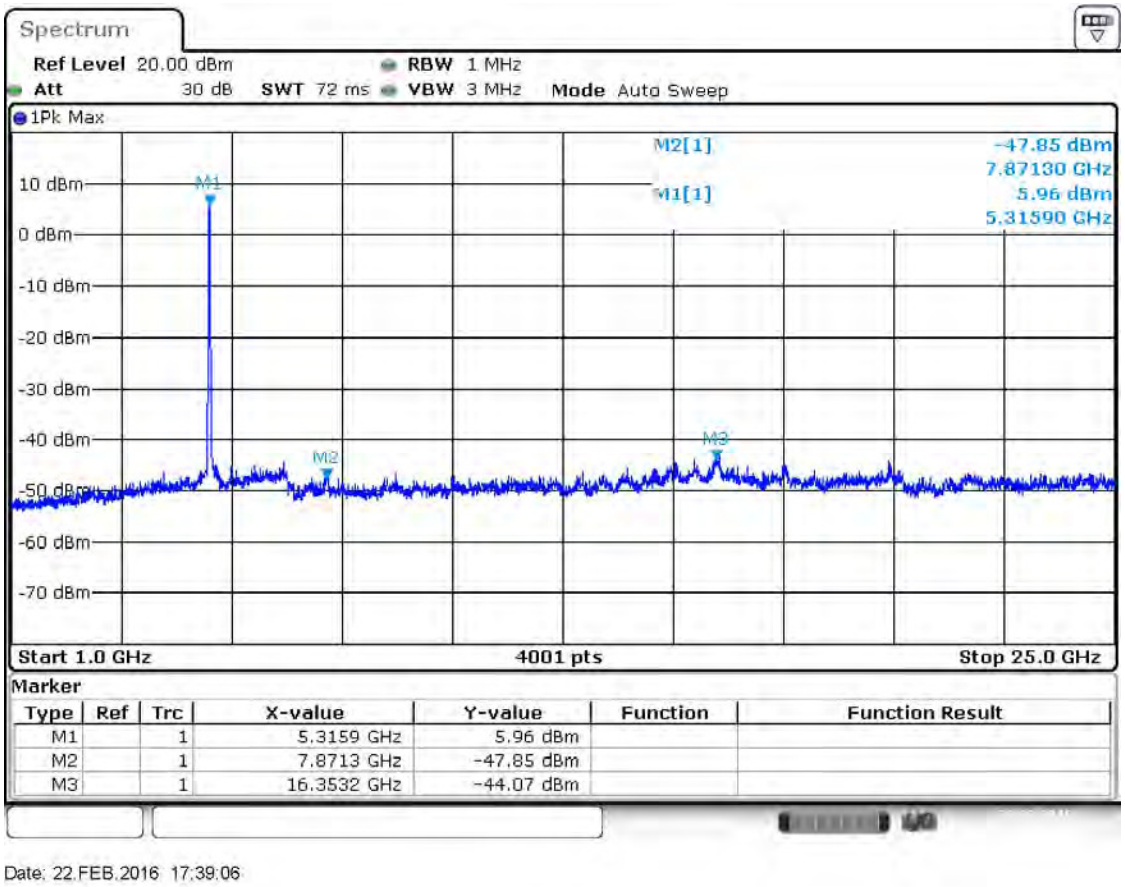

The EIRP based on the measured conducted power, the upper bound on antenna gain for a device with a single RF output shall be selected as the maximum in-band gain of the antenna across all operating bands, or 2dBi, whichever is greater.

And the maximum in-band gain of the antenna is 6.4dBi.

Note 1: The frequency is fundamental signal which can be ignored.

Note 2: Which frequency is not within a restricted band, and its limit line is 20dB below the highest emission level.

Note 3: Average measurement was not performed if peak level went lower than the average limit.

Note 4: The harmonic (2th ,3th , 4th,…etc.) and other spurious are not reported, because those levels are lower than average limit line and background noise

Band II 11ac(HT20) CH52

Frequency (MHz)	Value (dBm)	Ground Reflection Factor (dB)	D (m)	Max gain (dBi)	Detector	E (dBμV/m)	Limit (dBμV/m)	Margin (dB)	Remark	Verdict
7853.3	-45.02	0	3	6.4	PK	56.64	90.64	34.00	Note 2	PASS
	N/A		3	6.4	AV	N/A	70.64	N/A	Note 3	PASS
16407.1	-44.43	0	3	6.4	PK	57.23	90.64	33.41	Note 2	PASS
	N/A		3	6.4	AV	N/A	70.64	N/A	Note 3	PASS
5261.9	8.98	0	3	6.4	PK	110.64	N/A	N/A	Note 1	N/A
	-15.87		3	6.4	AV	85.79	N/A	N/A		N/A

Test Plots

Band II 11ac(HT20) CH52, SPURIOUS 1 GHz ~ 25 GHz

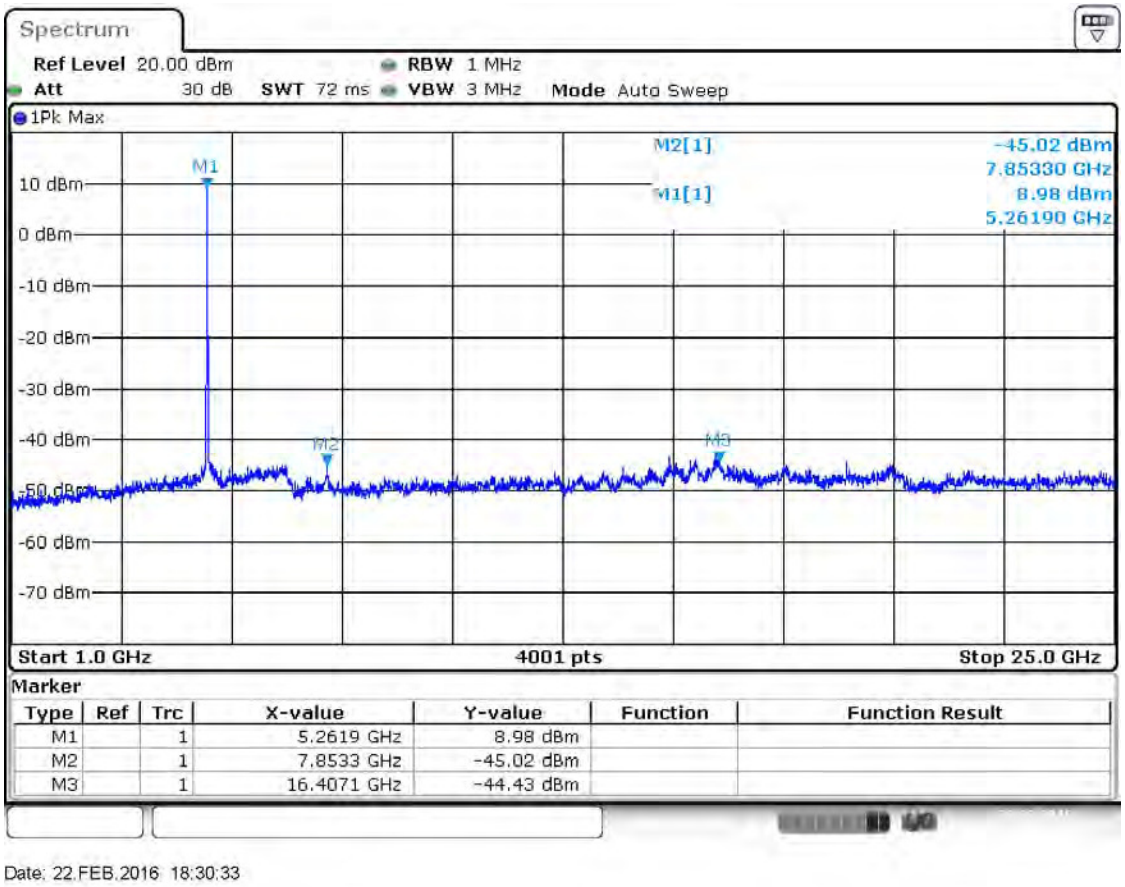

Date: 22.FEB.2016 18:30:33

The EIRP based on the measured conducted power, the upper bound on antenna gain for a device with a single RF output shall be selected as the maximum in-band gain of the antenna across all operating bands, or 2dBi, whichever is greater.

And the maximum in-band gain of the antenna is 6.4 dBi.

Note 1: The frequency is fundamental signal which can be ignored.

Note 2: Which frequency is not within a restricted band, and its limit line is 20dB below the highest emission level.

Note 3: Average measurement was not performed if peak level went lower than the average limit.

Note 4: The harmonic (2th ,3th , 4th,…etc.) and other spurious are not reported, because those levels are lower than average limit line and background noise

Band II 11ac(HT20) CH56

Frequency (MHz)	Value (dBm)	Ground Reflection Factor (dB)	D (m)	Max gain (dBi)	Detector	E (dBμV/m)	Limit (dBμV/m)	Margin (dB)	Remark	Verdict
7871.3	-46.53	0	3	6.4	PK	55.13	90.14	35.01	Note 2	PASS
	N/A		3	6.4	AV	N/A	70.14	N/A	Note 3	PASS
16317.2	-43.8	0	3	6.4	PK	57.86	90.14	32.28	Note 2	PASS
	N/A		3	6.4	AV	N/A	70.14	N/A	Note 3	PASS
5297.9	8.48	0	3	6.4	PK	110.14	N/A	N/A	Note 1	N/A
	-16.37		3	6.4	AV	85.29	N/A	N/A		N/A

Test Plots

Band II 11ac(HT20) CH60, SPURIOUS 1 GHz ~ 25 GHz

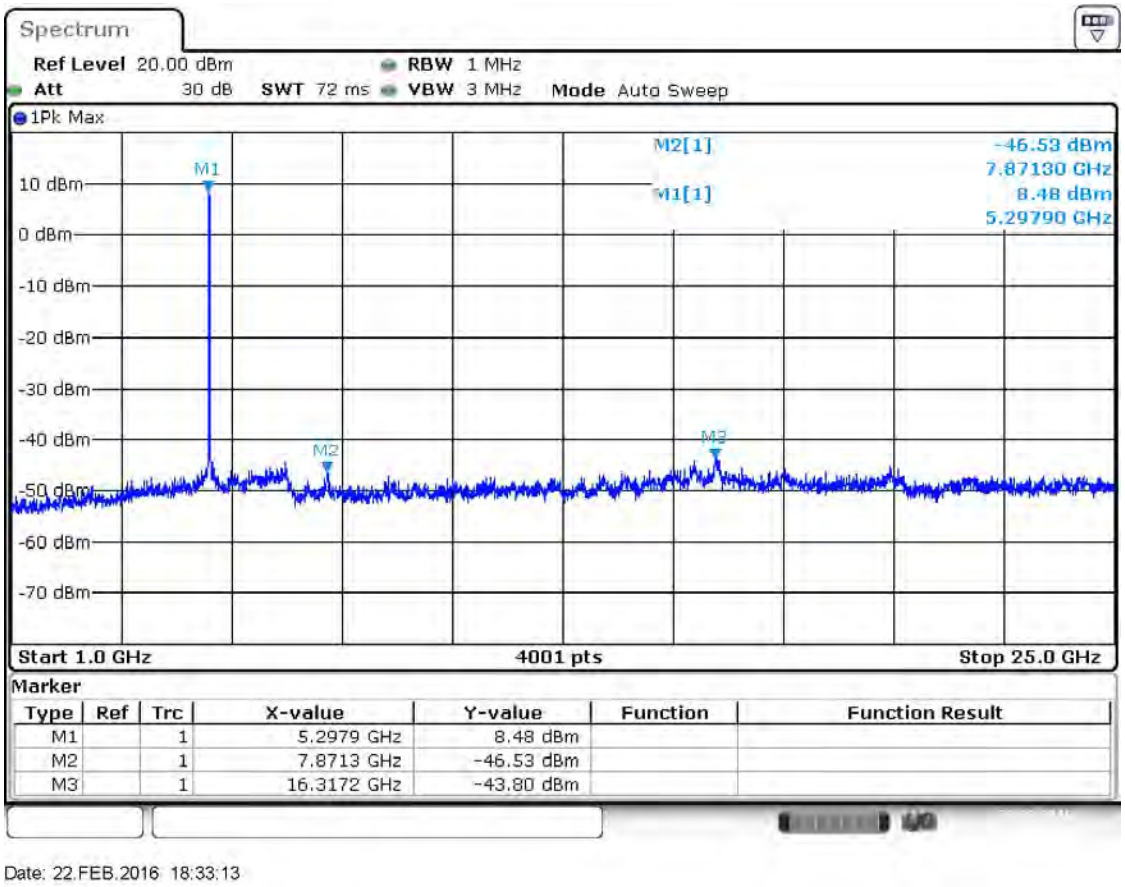

Date: 22.FEB.2016 18:33:13

The EIRP based on the measured conducted power, the upper bound on antenna gain for a device with a single RF output shall be selected as the maximum in-band gain of the antenna across all operating bands, or 2dBi, whichever is greater.

And the maximum in-band gain of the antenna is 6.4dBi.

Note 1: The frequency is fundamental signal which can be ignored.

Note 2: Which frequency is not within a restricted band, and its limit line is 20dB below the highest emission level.

Note 3: Average measurement was not performed if peak level went lower than the average limit.

Note 4: The harmonic (2th ,3th , 4th,…etc.) and other spurious are not reported, because those levels are lower than average limit line and background noise

Band II 11ac(HT20) CH64

Frequency (MHz)	Value (dBm)	Ground Reflection Factor (dB)	D (m)	Max gain (dBi)	Detector	E (dBμV/m)	Limit (dBμV/m)	Margin (dB)	Remark	Verdict
7871.3	-46.72	0	3	6.4	PK	54.94	90.70	35.76	Note 2	PASS
	N/A		3	6.4	AV	N/A	70.70	N/A	Note 3	PASS
16311.2	-43.84	0	3	6.4	PK	57.82	90.70	32.88	Note 2	PASS
	N/A		3	6.4	AV	N/A	70.70	N/A	Note 3	PASS
5321.9	9.04	0	3	6.4	PK	110.70	N/A	N/A	Note 1	N/A
	-15.81		3	6.4	AV	85.85	N/A	N/A		N/A

Test Plots

Band II 11ac(HT20) CH64, SPURIOUS 1 GHz ~ 25 GHz

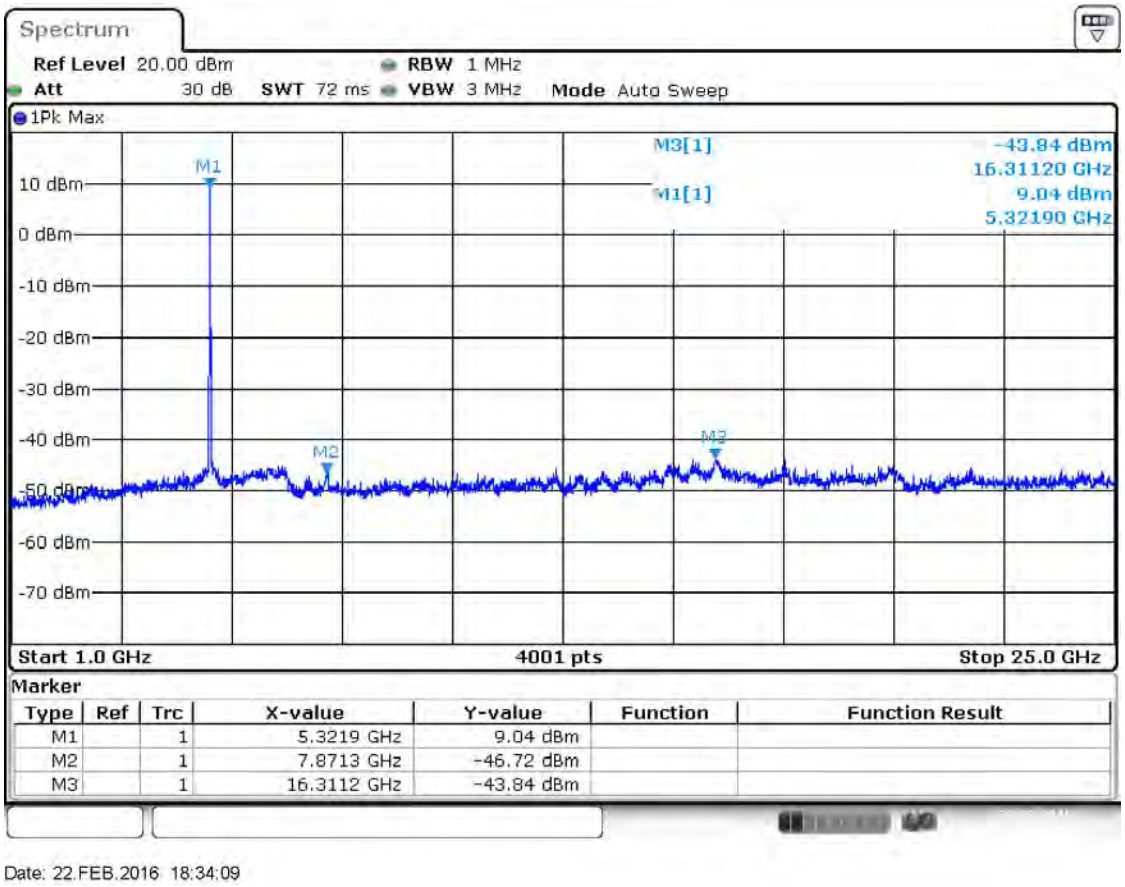

Date: 22.FEB.2016 18:34:09

The EIRP based on the measured conducted power, the upper bound on antenna gain for a device with a single RF output shall be selected as the maximum in-band gain of the antenna across all operating bands, or 2dBi, whichever is greater.

And the maximum in-band gain of the antenna is 6.4 dBi.

Note 1: The frequency is fundamental signal which can be ignored.

Note 2: Which frequency is not within a restricted band, and its limit line is 20dB below the highest emission level.

Note 3: Average measurement was not performed if peak level went lower than the average limit.

Note 4: The harmonic (2th ,3th , 4th,…etc.) and other spurious are not reported, because those levels are lower than average limit line and background noise

Band II 11ac(HT40) CH54

Frequency (MHz)	Value (dBm)	Ground Reflection Factor (dB)	D (m)	Max gain (dBi)	Detector	E (dBμV/m)	Limit (dBμV/m)	Margin (dB)	Remark	Verdict
7865.3	-45.4	0	3	6.4	PK	56.26	88.02	31.76	Note 2	PASS
	N/A		3	6.4	AV	N/A	68.02	N/A	Note 3	PASS
20102.2	-45.03	0	3	6.4	PK	56.63	74.00	17.37	--	PASS
	N/A		3	6.4	AV	N/A	54.00	N/A	Note 3	PASS
5273.9	6.36	0	3	6.4	PK	108.02	N/A	N/A	Note 1	N/A
	-18.49		3	6.4	AV	83.17	N/A	N/A		N/A

Test Plots

Band II 11ac(HT40) CH54, SPURIOUS 1 GHz ~ 25 GHz

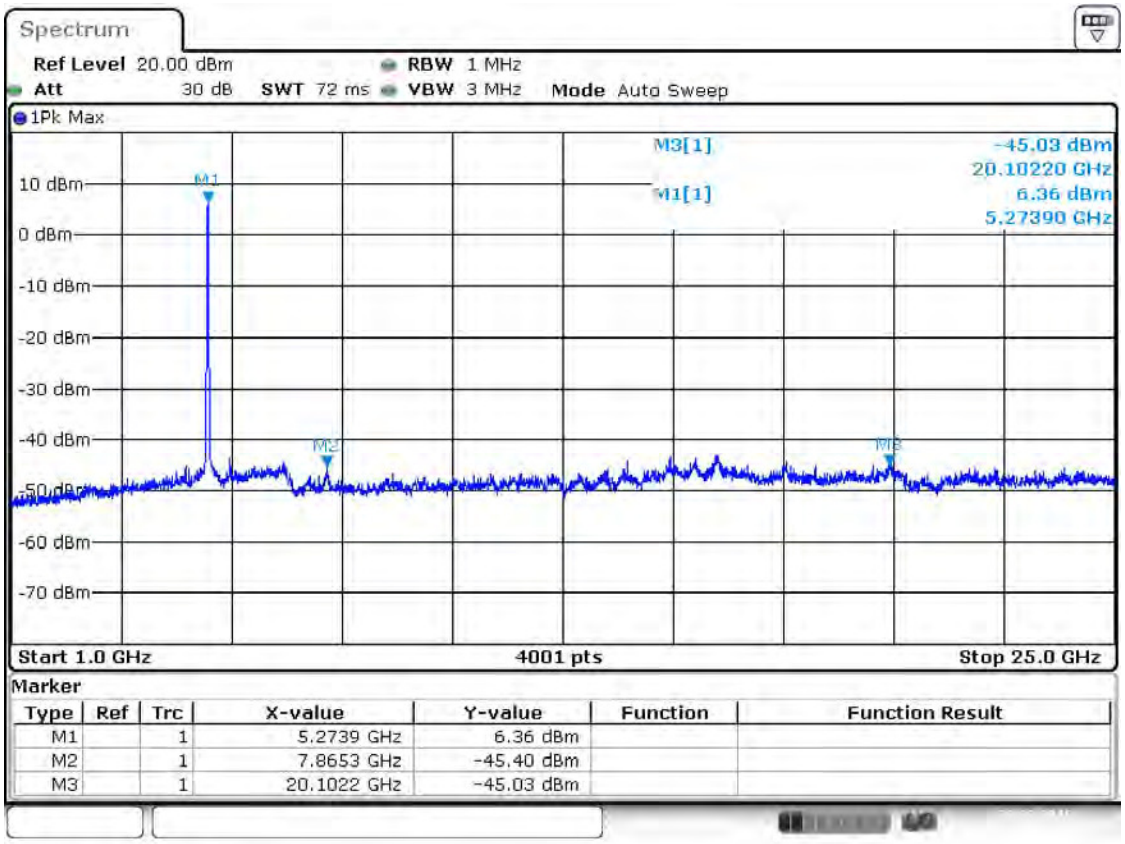

Date: 22.FEB.2016 18:57:43

The EIRP based on the measured conducted power, the upper bound on antenna gain for a device with a single RF output shall be selected as the maximum in-band gain of the antenna across all operating bands, or 2dBi, whichever is greater.

And the maximum in-band gain of the antenna is 6.4 dBi.

Note 1: The frequency is fundamental signal which can be ignored.

Note 2: Which frequency is not within a restricted band, and its limit line is 20dB below the highest emission level.

Note 3: Average measurement was not performed if peak level went lower than the average limit.

Note 4: The harmonic (2th ,3th , 4th,…etc.) and other spurious are not reported, because those levels are lower than average limit line and background noise

Band II 11ac(HT40) CH62

Frequency (MHz)	Value (dBm)	Ground Reflection Factor (dB)	D (m)	Max gain (dBi)	Detector	E (dBμV/m)	Limit (dBμV/m)	Margin (dB)	Remark	Verdict
7841.3	-47.79	0	3	6.4	PK	53.87	87.57	33.70	Note 2	PASS
	N/A		3	6.4	AV	N/A	67.57	N/A	Note 3	PASS
20090.2	-44.72	0	3	6.4	PK	56.94	74.00	17.06	--	PASS
	N/A		3	6.4	AV	N/A	54.00	N/A	Note 3	PASS
5315.9	5.91	0	3	6.4	PK	107.57	N/A	N/A	Note 1	N/A
	-18.94		3	6.4	AV	82.72	N/A	N/A		N/A

Test Plots

Band II 11ac(HT40) CH62, SPURIOUS 1 GHz ~ 25 GHz

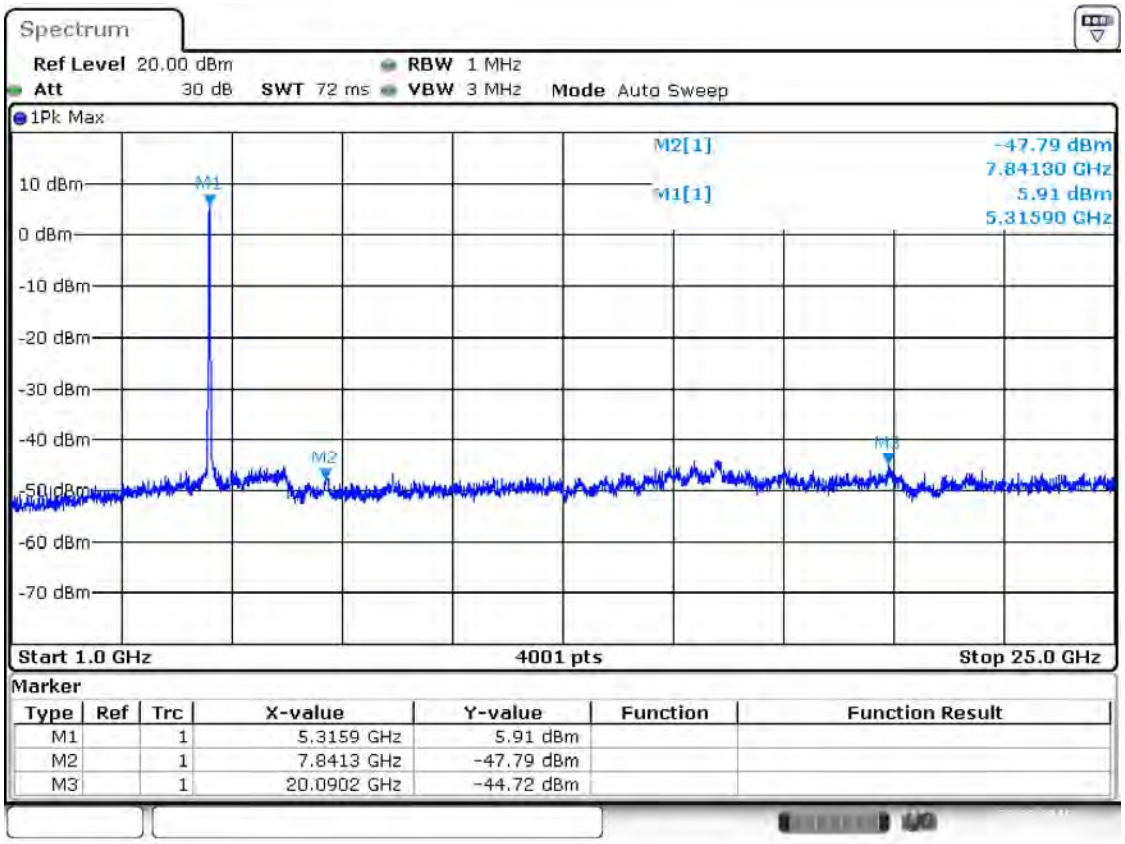

Date: 22.FEB.2016 18:59:20

The EIRP based on the measured conducted power, the upper bound on antenna gain for a device with a single RF output shall be selected as the maximum in-band gain of the antenna across all operating bands, or 2dBi, whichever is greater.

And the maximum in-band gain of the antenna is 6.4 dBi.

Note 1: The frequency is fundamental signal which can be ignored.

Note 2: Which frequency is not within a restricted band, and its limit line is 20dB below the highest emission level.

Note 3: Average measurement was not performed if peak level went lower than the average limit.

Note 4: The harmonic (2th ,3th , 4th,…etc.) and other spurious are not reported, because those levels are lower than average limit line and background noise

Band II 11ac(HT80) CH58

Frequency (MHz)	Value (dBm)	Ground Reflection Factor (dB)	D (m)	Max gain (dBi)	Detector	E (dBμV/m)	Limit (dBμV/m)	Margin (dB)	Remark	Verdict
7847.3	-46.61	0	3	6.4	PK	55.05	84.13	29.08	Note 2	PASS
	N/A		3	6.4	AV	N/A	64.13	N/A	Note 3	PASS
16329.2	-41.59	0	3	6.4	PK	60.07	84.13	24.06	Note 2	PASS
	N/A		3	6.4	AV	N/A	64.13	N/A	Note 3	PASS
5291.9	2.47	0	3	6.4	PK	104.13	N/A	N/A	Note 1	N/A
	-22.38		3	6.4	AV	79.28	N/A	N/A		N/A

Test Plots

Band II 11ac(HT80) CH58, SPURIOUS 1 GHz ~ 25 GHz

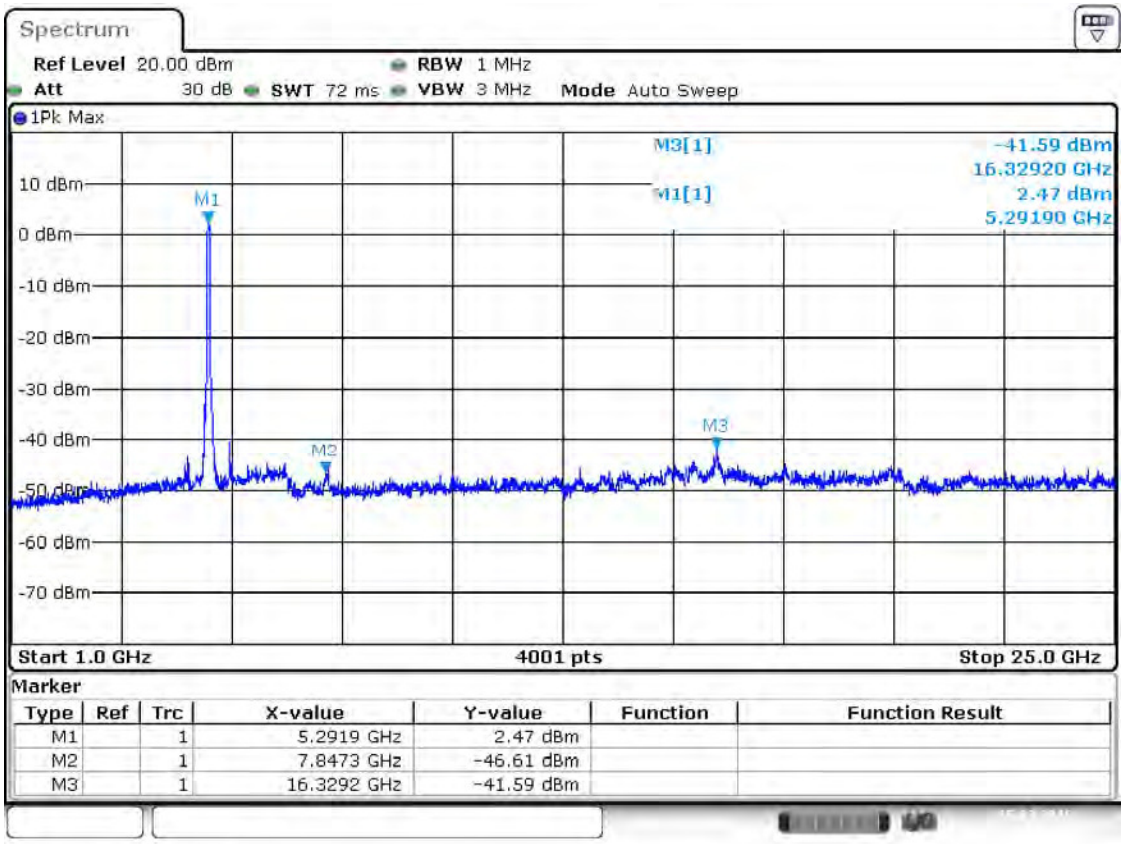

Date: 5.MAR.2016 14:57:07

Test Plots

The EIRP based on the measured conducted power, the upper bound on antenna gain for a device with a single RF output shall be selected as the maximum in-band gain of the antenna across all operating bands, or 2dBi, whichever is greater.

And the maximum in-band gain of the antenna is 5.3 dBi.

Note 1: The frequency is fundamental signal which can be ignored.

Note 2: Which frequency is not within a restricted band, and its limit line is 20dB below the highest emission level.

Note 3: Average measurement was not performed if peak level went lower than the average limit.

Note 4: The harmonic (2th ,3th , 4th,…etc.) and other spurious are not reported, because those levels are lower than average limit line and background noise

Band III 11a CH100

Frequency (MHz)	Value (dBm)	Ground Reflection Factor (dB)	D (m)	Max gain (dBi)	Detector	E (dBμV/m)	Limit (dBμV/m)	Margin (dB)	Remark	Verdict
7871.3	-46.42	0	3	5.3	PK	54.14	88.61	34.47	Note 2	PASS
	N/A		3	5.3	AV	N/A	68.61	N/A	Note 3	PASS
15879.3	-43.67	0	3	5.3	PK	56.89	74.00	17.11	--	PASS
	N/A		3	5.3	AV	N/A	54.00	N/A	Note 3	PASS
5501.9	8.05	0	3	5.3	PK	108.61	N/A	N/A	Note 1	N/A
	-16.80		3	5.3	AV	83.76	N/A	N/A		N/A

Band III 11a CH100, SPURIOUS 1 GHz ~ 25 GHz

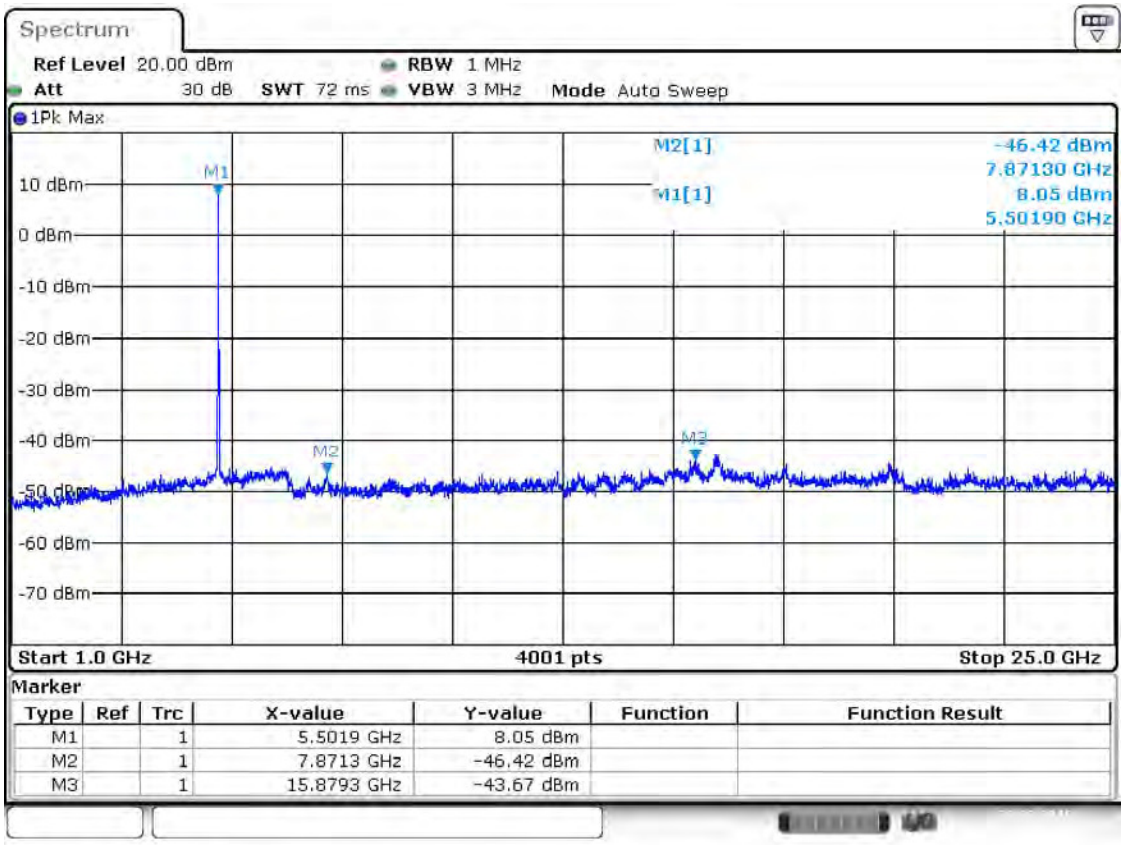

The EIRP based on the measured conducted power, the upper bound on antenna gain for a device with a single RF output shall be selected as the maximum in-band gain of the antenna across all operating bands, or 2dBi, whichever is greater.

And the maximum in-band gain of the antenna is 5.3 dBi.

Note 1: The frequency is fundamental signal which can be ignored.

Note 2: Which frequency is not within a restricted band, and its limit line is 20dB below the highest emission level.

Note 3: Average measurement was not performed if peak level went lower than the average limit.

Note 4: The harmonic (2th ,3th , 4th,…etc.) and other spurious are not reported, because those levels are lower than average limit line and background noise

Band III 11a CH116

Frequency (MHz)	Value (dBm)	Ground Reflection Factor (dB)	D (m)	Max gain (dBi)	Detector	E (dBμV/m)	Limit (dBμV/m)	Margin (dB)	Remark	Verdict
9256.9	-49.36	0	3	5.3	PK	51.20	88.72	37.52	Note 2	PASS
	N/A		3	5.3	AV	N/A	68.72	N/A	Note 3	PASS
16311.2	-44.6	0	3	5.3	PK	55.96	88.72	32.76	Note 2	PASS
	N/A		3	5.3	AV	N/A	68.72	N/A	Note 3	PASS
5579.9	8.16	0	3	5.3	PK	108.72	N/A	N/A	Note 1	N/A
	-16.69		3	5.3	AV	83.87	N/A	N/A		N/A

Test Plots

Band III 11a CH116, SPURIOUS 1 GHz ~ 25 GHz

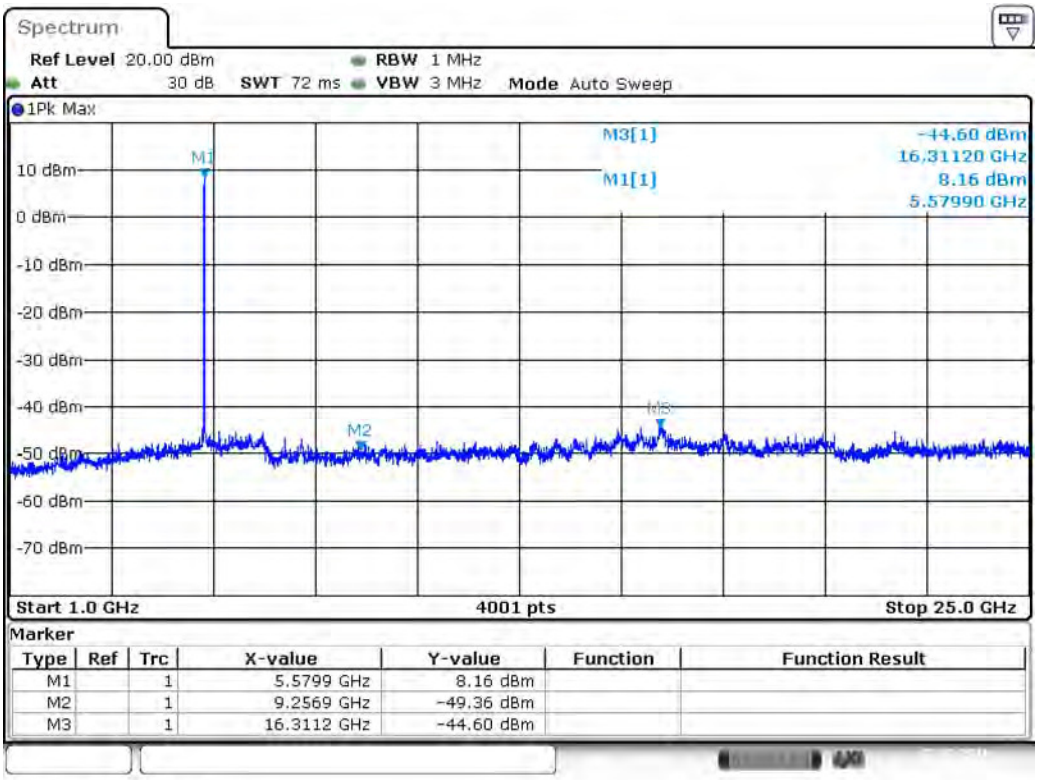

Date: 22.FEB.2016 16:49:47

The EIRP based on the measured conducted power, the upper bound on antenna gain for a device with a single RF output shall be selected as the maximum in-band gain of the antenna across all operating bands, or 2dBi, whichever is greater.

And the maximum in-band gain of the antenna is 5.3 dBi.

Note 1: The frequency is fundamental signal which can be ignored.

Note 2: Which frequency is not within a restricted band, and its limit line is 20dB below the highest emission level.

Note 3: Average measurement was not performed if peak level went lower than the average limit.

Note 4: The harmonic (2th ,3th , 4th,…etc.) and other spurious are not reported, because those levels are lower than average limit line and background noise

Band III 11a CH140

Frequency (MHz)	Value (dBm)	Ground Reflection Factor (dB)	D (m)	Max gain (dBi)	Detector	E (dBμV/m)	Limit (dBμV/m)	Margin (dB)	Remark	Verdict
9304.9	-47.01	0	3	5.3	PK	53.55	74.00	20.45	--	PASS
	N/A		3	5.3	AV	N/A	54.00	N/A	Note 3	PASS
16305.2	-42.73	0	3	5.3	PK	57.83	88.95	31.12	Note 2	PASS
	N/A		3	5.3	AV	N/A	68.95	N/A	Note 3	PASS
5699.8	8.39	0	3	5.3	PK	108.95	N/A	N/A	Note 1	N/A
	-16.46		3	5.3	AV	84.10	N/A	N/A		N/A

Test Plots

Band III 11a CH140, SPURIOUS 1 GHz ~ 25 GHz

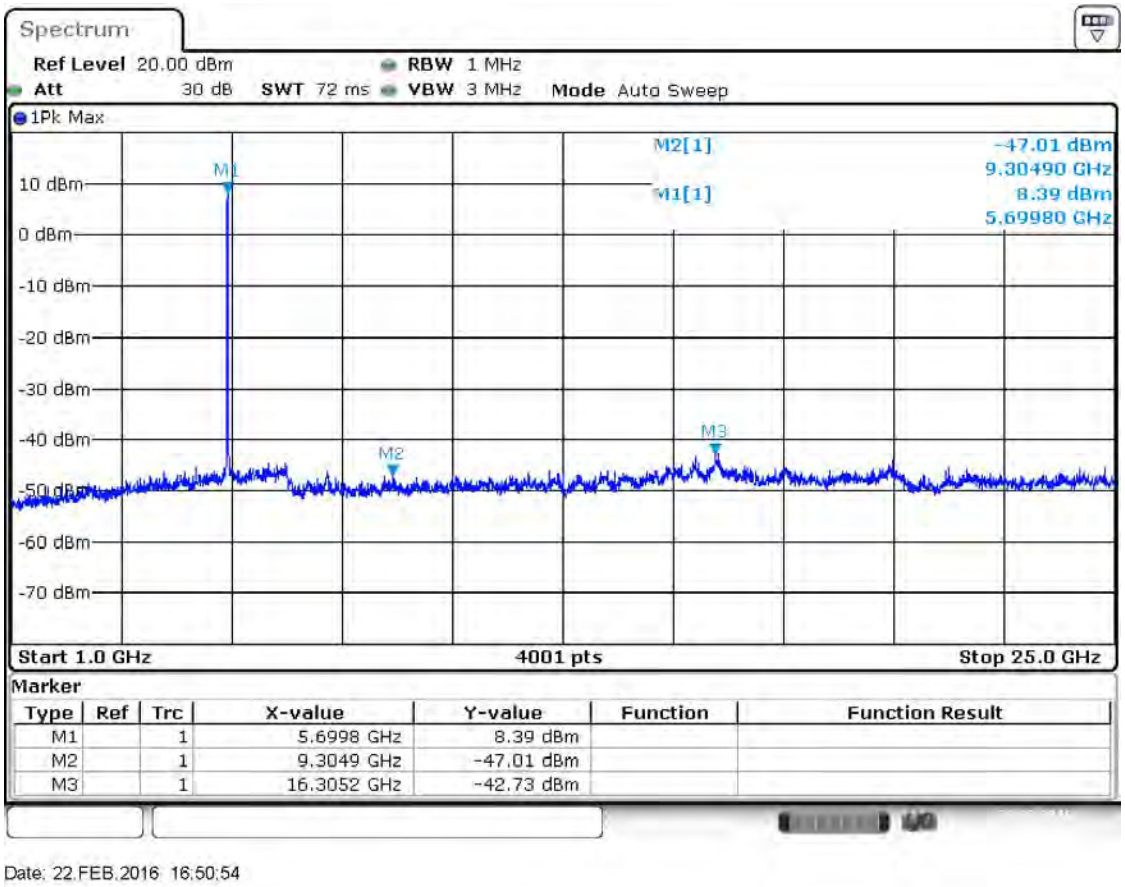

The EIRP based on the measured conducted power, the upper bound on antenna gain for a device with a single RF output shall be selected as the maximum in-band gain of the antenna across all operating bands, or 2dBi, whichever is greater.

And the maximum in-band gain of the antenna is 5.3 dBi.

Note 1: The frequency is fundamental signal which can be ignored.

Note 2: Which frequency is not within a restricted band, and its limit line is 20dB below the highest emission level.

Note 3: Average measurement was not performed if peak level went lower than the average limit.

Note 4: The harmonic (3th ,4th , 5th,…etc.) and other spurious are not reported, because those levels are lower than average limit line and background noise

Band III 11n(HT20) CH100

Frequency (MHz)	Value (dBm)	Ground Reflection Factor (dB)	D (m)	Max gain (dBi)	Detector	E (dBμV/m)	Limit (dBμV/m)	Margin (dB)	Remark	Verdict
7877.3	-45.23	0	3	5.3	PK	55.33	89.42	34.09	Note 2	PASS
	N/A		3	5.3	AV	N/A	69.42	N/A	Note 3	PASS
16317.2	-42.34	0	3	5.3	PK	58.22	89.42	31.20	Note 2	PASS
	N/A		3	5.3	AV	N/A	69.42	N/A	Note 3	PASS
5495.9	8.86	0	3	5.3	PK	109.42	N/A	N/A	Note 1	N/A
	-15.99		3	5.3	AV	84.57	N/A	N/A		N/A

Test Plots

Band III 11n(HT20) CH100, SPURIOUS 1 GHz ~ 25 GHz

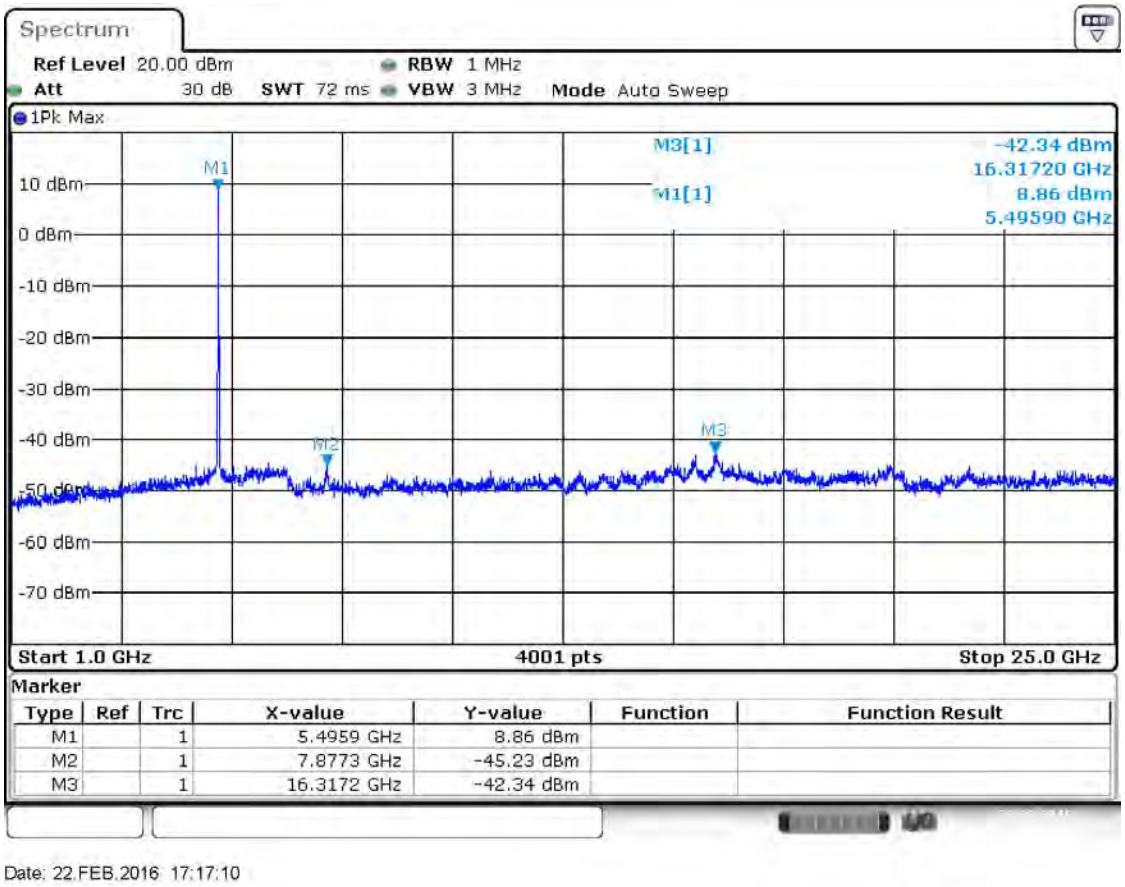

Date: 22.FEB.2016 17:17:10

The EIRP based on the measured conducted power, the upper bound on antenna gain for a device with a single RF output shall be selected as the maximum in-band gain of the antenna across all operating bands, or 2dBi, whichever is greater.

And the maximum in-band gain of the antenna is 5.3 dBi.

Note 1: The frequency is fundamental signal which can be ignored.

Note 2: Which frequency is not within a restricted band, and its limit line is 20dB below the highest emission level.

Note 3: Average measurement was not performed if peak level went lower than the average limit.

Note 4: The harmonic (2th ,3th , 4th,…etc.) and other spurious are not reported, because those levels are lower than average limit line and background noise

Band III 11n(HT20) CH116

Frequency (MHz)	Value (dBm)	Ground Reflection Factor (dB)	D (m)	Max gain (dBi)	Detector	E (dBμV/m)	Limit (dBμV/m)	Margin (dB)	Remark	Verdict
7829.3	-47.36	0	3	5.3	PK	53.20	88.65	35.45	Note 2	PASS
	N/A		3	5.3	AV	N/A	68.65	N/A	Note 3	PASS
16335.2	-45.04	0	3	5.3	PK	55.52	88.65	33.13	Note 2	PASS
	N/A		3	5.3	AV	N/A	68.65	N/A	Note 3	PASS
5579.9	8.09	0	3	5.3	PK	108.65	N/A	N/A	Note 1	N/A
	-16.76		3	5.3	AV	83.80	N/A	N/A		N/A

Test Plots

Band III 11n(HT20) CH116, SPURIOUS 1 GHz ~ 25 GHz

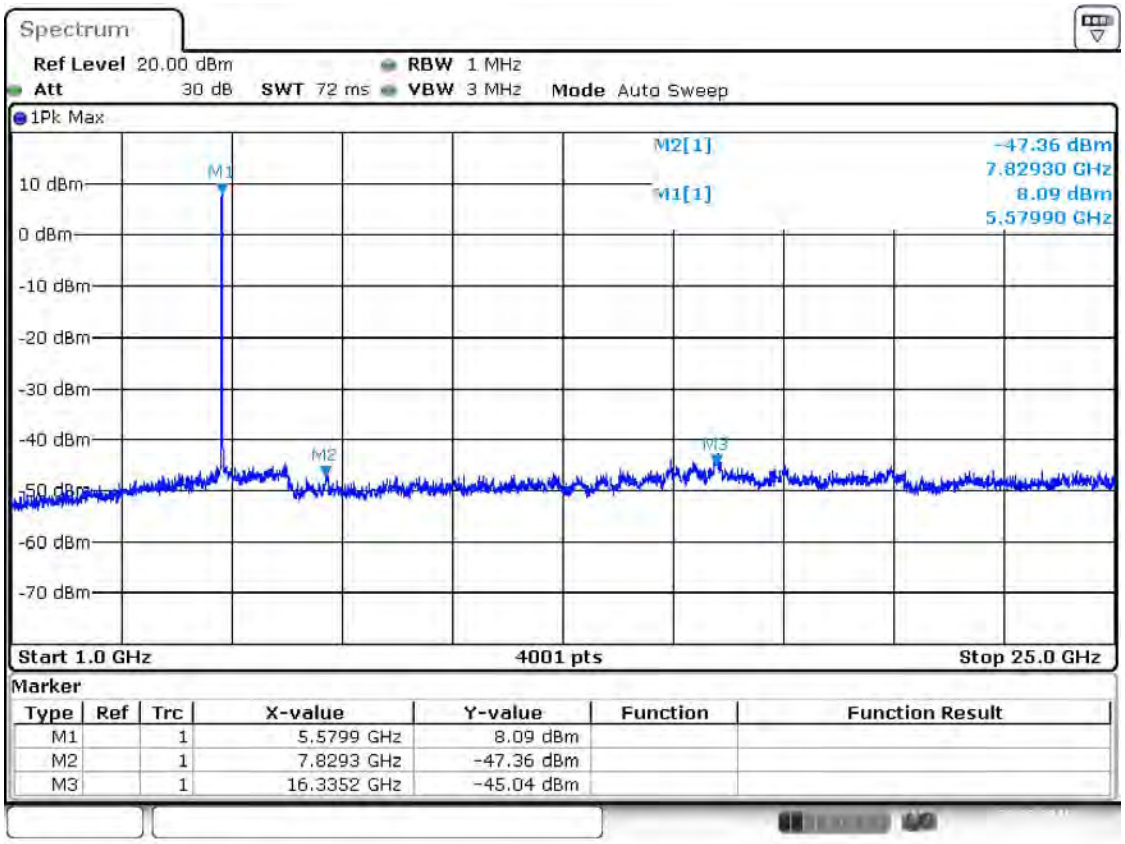

Date: 22.FEB.2016 17:18:46

The EIRP based on the measured conducted power, the upper bound on antenna gain for a device with a single RF output shall be selected as the maximum in-band gain of the antenna across all operating bands, or 2dBi, whichever is greater.

And the maximum in-band gain of the antenna is 5.3dBi.

Note 1: The frequency is fundamental signal which can be ignored.

Note 2: Which frequency is not within a restricted band, and its limit line is 20dB below the highest emission level.

Note 3: Average measurement was not performed if peak level went lower than the average limit.

Note 4: The harmonic (2th ,3th , 4th,…etc.) and other spurious are not reported, because those levels are lower than average limit line and background noise

Band III 11n(HT20) CH140

Frequency (MHz)	Value (dBm)	Ground Reflection Factor (dB)	D (m)	Max gain (dBi)	Detector	E (dBμV/m)	Limit (dBμV/m)	Margin (dB)	Remark	Verdict
7871.3	-46.62	0	3	5.3	PK	53.94	89.39	35.45	Note 2	PASS
	N/A		3	5.3	AV	N/A	69.39	N/A	Note 3	PASS
16311.2	-43.26	0	3	5.3	PK	57.30	89.39	32.09	Note 2	PASS
	N/A		3	5.3	AV	N/A	69.39	N/A	Note 3	PASS
5699.8	8.83	0	3	5.3	PK	109.39	N/A	N/A	Note 1	N/A
	-16.02		3	5.3	AV	84.54	N/A	N/A		N/A

Test Plots

Band III 11n(HT20) CH140, SPURIOUS 1 GHz ~ 25 GHz

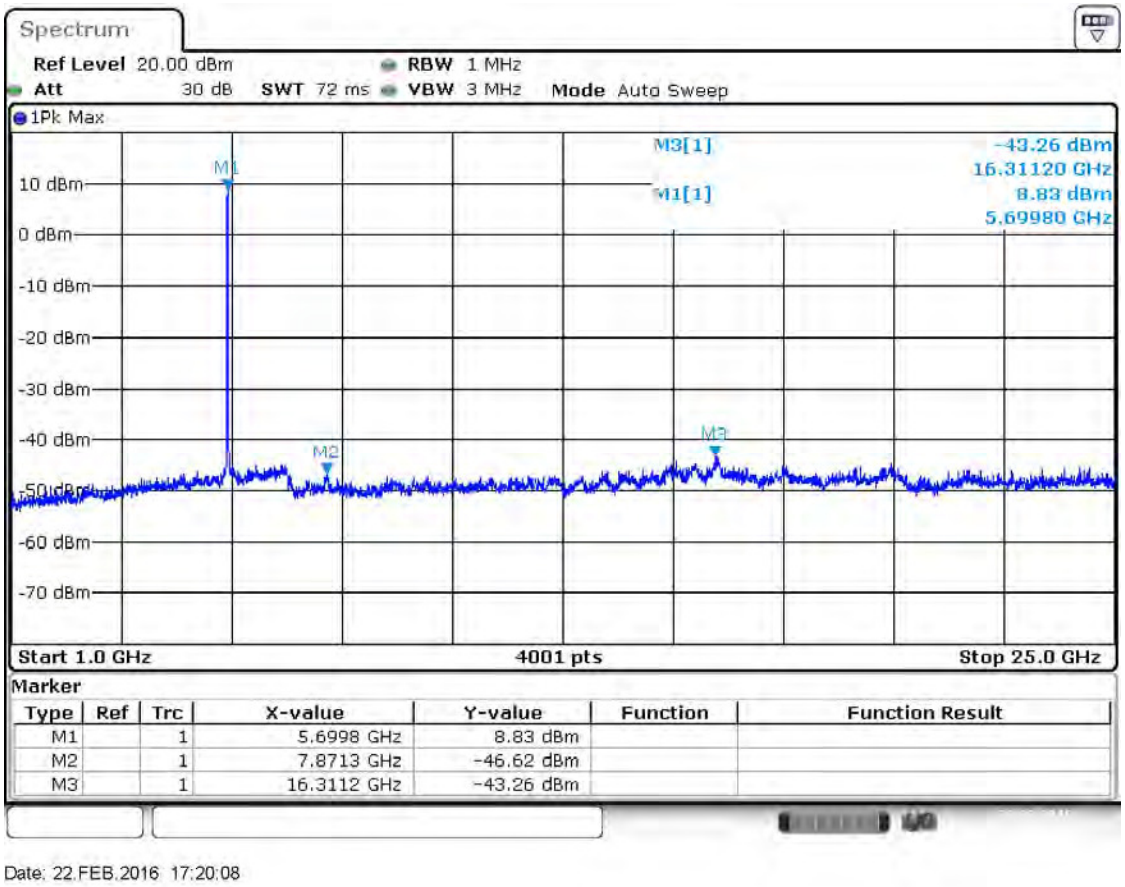

Date: 22.FEB.2016 17:20:08

The EIRP based on the measured conducted power, the upper bound on antenna gain for a device with a single RF output shall be selected as the maximum in-band gain of the antenna across all operating bands, or 2dBi, whichever is greater.

And the maximum in-band gain of the antenna is 5.3 dBi.

Note 1: The frequency is fundamental signal which can be ignored.

Note 2: Which frequency is not within a restricted band, and its limit line is 20dB below the highest emission level.

Note 3: Average measurement was not performed if peak level went lower than the average limit.

Note 4: The harmonic (3th ,4th , 5th,…etc.) and other spurious are not reported, because those levels are lower than average limit line and background noise

Band III 11n(HT40) CH102

Frequency (MHz)	Value (dBm)	Ground Reflection Factor (dB)	D (m)	Max gain (dBi)	Detector	E (dBμV/m)	Limit (dBμV/m)	Margin (dB)	Remark	Verdict
7877.3	-46.47	0	3	5.3	PK	54.09	86.20	32.11	Note 2	PASS
	N/A		3	5.3	AV	N/A	66.20	N/A	Note 3	PASS
16389.2	-44.07	0	3	5.3	PK	56.49	86.20	29.71	Note 2	PASS
	-68.92		3	5.3	AV	31.64	66.20	34.56	--	PASS
5507.9	5.64	0	3	5.3	PK	106.20	N/A	N/A	Note 1	N/A
	-19.21		3	5.3	AV	81.35	N/A	N/A		N/A

Test Plots

Band III 11n(HT40) CH102, SPURIOUS 1 GHz ~ 25 GHz

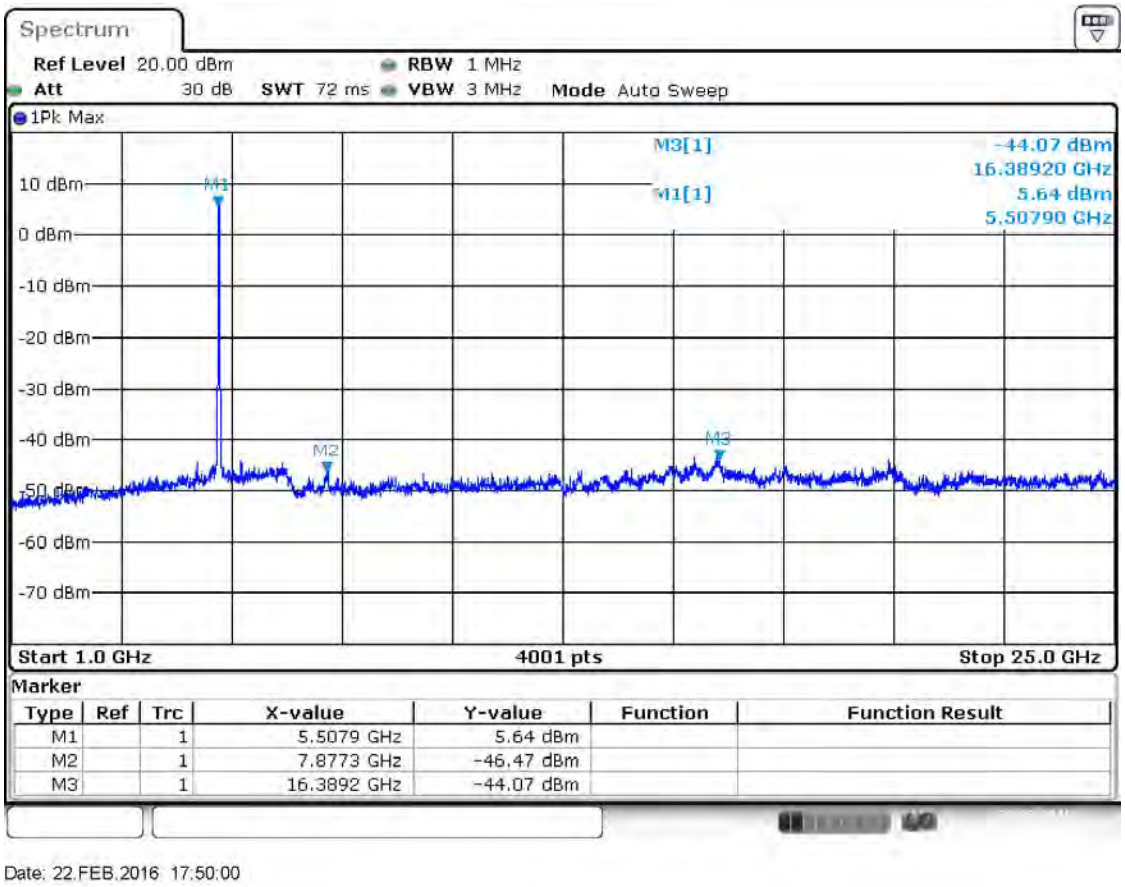

Date: 22.FEB.2016 17:50:00

The EIRP based on the measured conducted power, the upper bound on antenna gain for a device with a single RF output shall be selected as the maximum in-band gain of the antenna across all operating bands, or 2dBi, whichever is greater.

And the maximum in-band gain of the antenna is 5.3 dBi.

Note 1: The frequency is fundamental signal which can be ignored.

Note 2: Which frequency is not within a restricted band, and its limit line is 20dB below the highest emission level.

Note 3: Average measurement was not performed if peak level went lower than the average limit.

Note 4: The harmonic (2th ,3th , 4th,…etc.) and other spurious are not reported, because those levels are lower than average limit line and background noise

Band III 11n(HT40) CH134

Frequency (MHz)	Value (dBm)	Ground Reflection Factor (dB)	D (m)	Max gain (dBi)	Detector	E (dBμV/m)	Limit (dBμV/m)	Margin (dB)	Remark	Verdict
7829.3	-48.37	0	3	5.3	PK	52.19	85.54	33.35	Note 2	PASS
	N/A		3	5.3	AV	N/A	65.54	N/A	Note 3	PASS
20090.2	-45.9	0	3	5.3	PK	54.66	74.00	19.34	--	PASS
	N/A		3	5.3	AV	N/A	54.00	N/A	Note 3	PASS
5669.8	4.98	0	3	5.3	PK	105.54	N/A	N/A	Note 1	N/A
	-19.87		3	5.3	AV	80.69	N/A	N/A		N/A

Test Plots

Band III 11n(HT40) CH134, SPURIOUS 1 GHz ~ 25 GHz

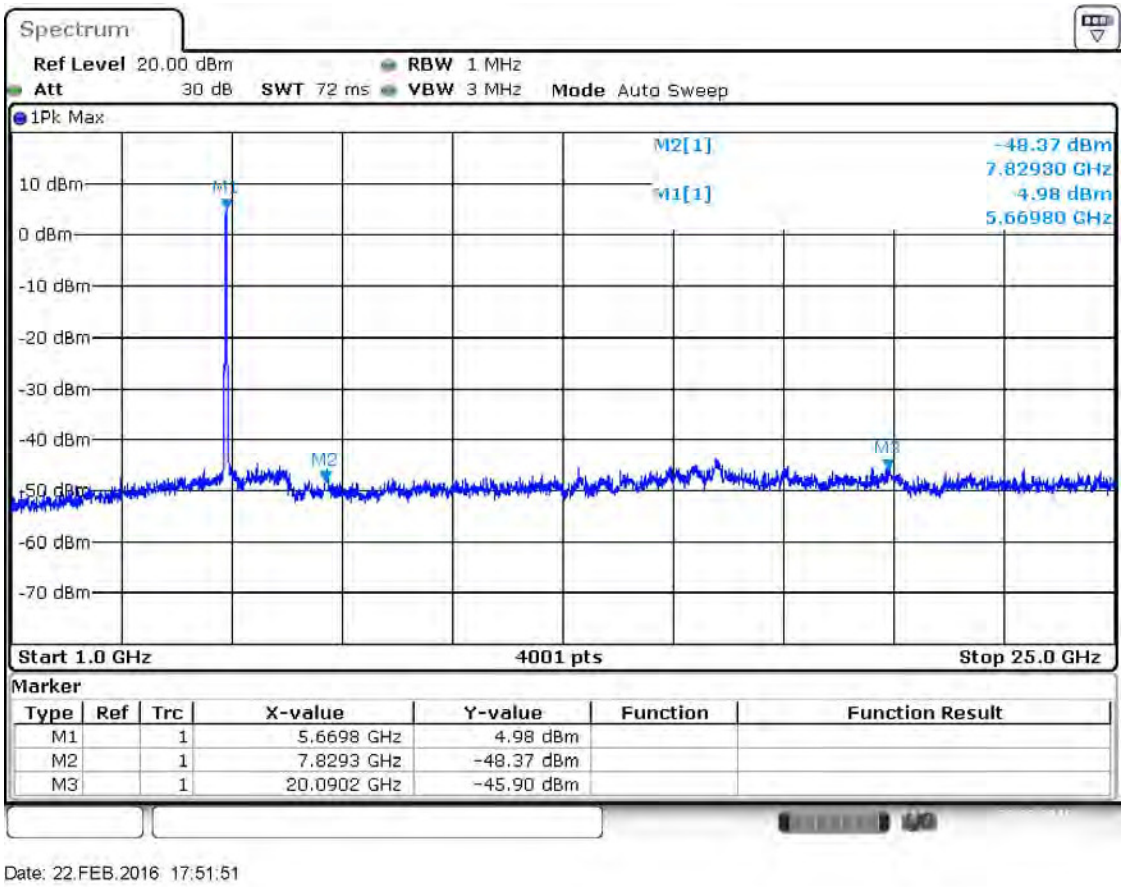

The EIRP based on the measured conducted power, the upper bound on antenna gain for a device with a single RF output shall be selected as the maximum in-band gain of the antenna across all operating bands, or 2dBi, whichever is greater.

And the maximum in-band gain of the antenna is 5.3 dBi.

Note 1: The frequency is fundamental signal which can be ignored.

Note 2: Which frequency is not within a restricted band, and its limit line is 20dB below the highest emission level.

Note 3: Average measurement was not performed if peak level went lower than the average limit.

Note 4: The harmonic (3th ,4th , 5th,…etc.) and other spurious are not reported, because those levels are lower than average limit line and background noise

Band III 11ac(HT20) CH100

Frequency (MHz)	Value (dBm)	Ground Reflection Factor (dB)	D (m)	Max gain (dBi)	Detector	E (dBμV/m)	Limit (dBμV/m)	Margin (dB)	Remark	Verdict
11002.5	-45.08	0	3	5.3	PK	55.48	74.00	18.52	--	PASS
	N/A		3	5.3	AV	N/A	54.00	N/A	Note 3	PASS
16353.2	-43.43	0	3	5.3	PK	57.13	90.35	33.22	Note 2	PASS
	N/A		3	5.3	AV	N/A	70.35	N/A	Note 3	PASS
5501.9	9.79	0	3	5.3	PK	110.35	N/A	N/A	Note 1	N/A
	-15.06		3	5.3	AV	85.50	N/A	N/A		N/A

Test Plots

Band III 11ac(HT20) CH100, SPURIOUS 1 GHz ~ 25 GHz

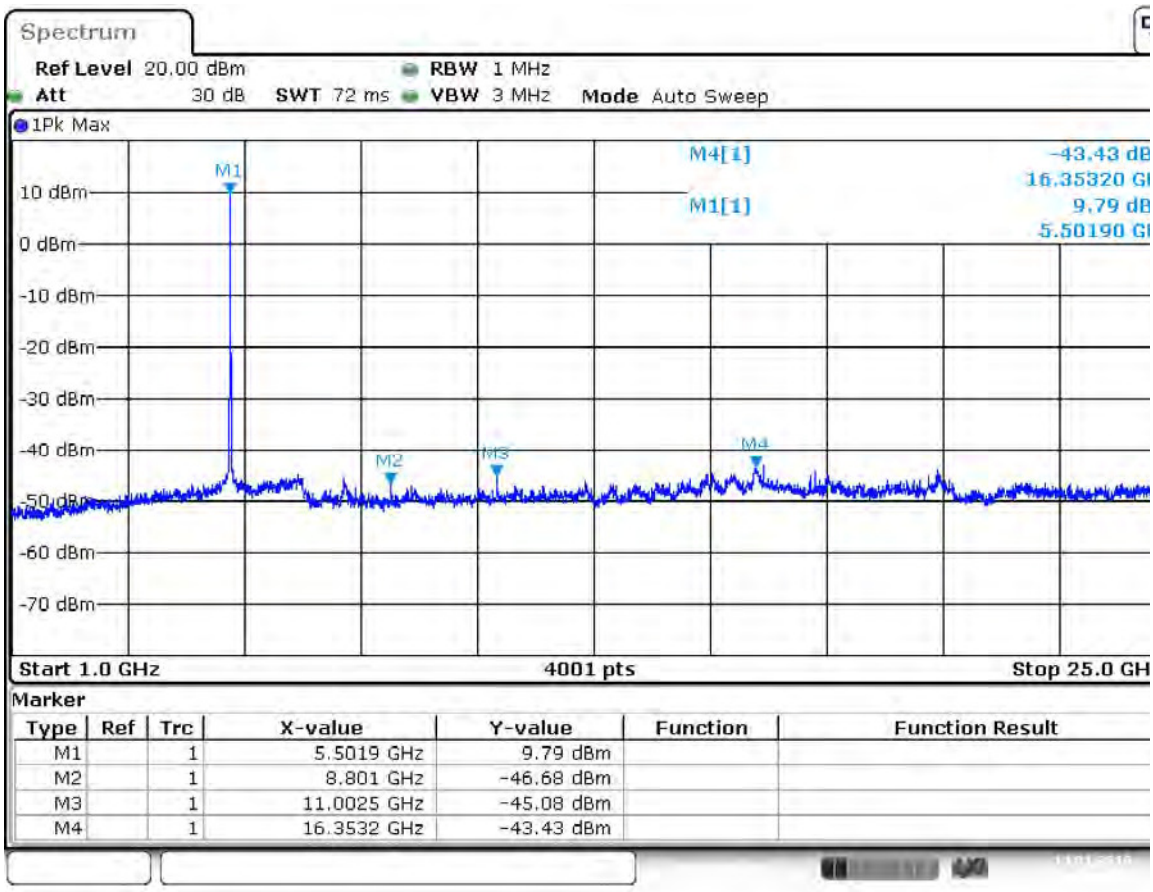

The EIRP based on the measured conducted power, the upper bound on antenna gain for a device with a single RF output shall be selected as the maximum in-band gain of the antenna across all operating bands, or 2dBi, whichever is greater.

And the maximum in-band gain of the antenna is 5.3dBi.

Note 1: The frequency is fundamental signal which can be ignored.

Note 2: Which frequency is not within a restricted band, and its limit line is 20dB below the highest emission level.

Note 3: Average measurement was not performed if peak level went lower than the average limit.

Note 4: The harmonic (2th ,3th , 4th,…etc.) and other spurious are not reported, because those levels are lower than average limit line and background noise

Band III 11ac(HT20) CH116

Frequency (MHz)	Value (dBm)	Ground Reflection Factor (dB)	D (m)	Max gain (dBi)	Detector	E (dBμV/m)	Limit (dBμV/m)	Margin (dB)	Remark	Verdict
9784.8	-49.31	0	3	5.3	PK	51.25	88.80	37.55	Note 2	PASS
	N/A		3	5.3	AV	N/A	68.80	N/A	Note 3	PASS
20102.2	-45.8	0	3	5.3	PK	54.76	74.00	19.24	--	PASS
	N/A		3	5.3	AV	N/A	54.00	N/A	Note 3	PASS
5579.9	8.24	0	3	5.3	PK	108.80	N/A	N/A	Note 1	N/A
	-16.61		3	5.3	AV	83.95	N/A	N/A		N/A

Test Plots

Band III 11ac(HT20) CH116, SPURIOUS 1 GHz ~ 25 GHz

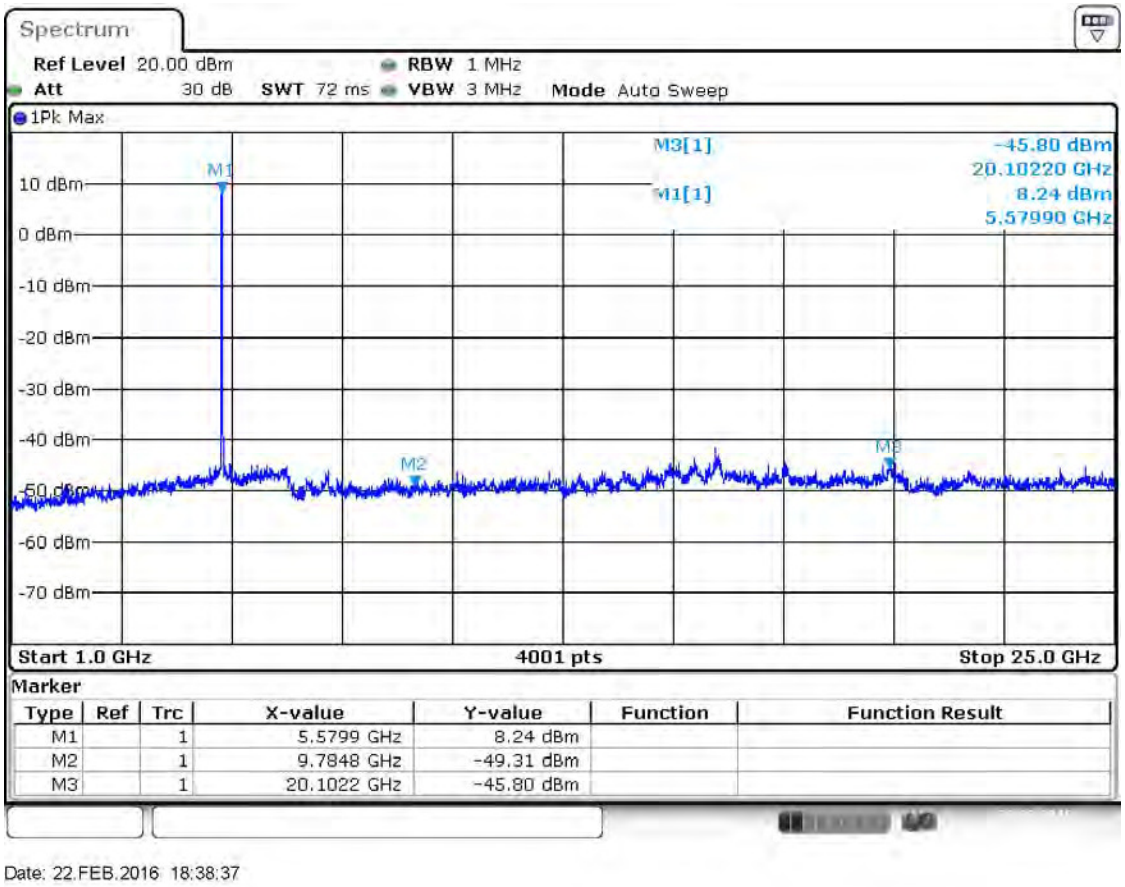

The EIRP based on the measured conducted power, the upper bound on antenna gain for a device with a single RF output shall be selected as the maximum in-band gain of the antenna across all operating bands, or 2dBi, whichever is greater.

And the maximum in-band gain of the antenna is 5.3 dBi.

Note 1: The frequency is fundamental signal which can be ignored.

Note 2: Which frequency is not within a restricted band, and its limit line is 20dB below the highest emission level.

Note 3: Average measurement was not performed if peak level went lower than the average limit.

Note 4: The harmonic (2th ,3th , 4th,…etc.) and other spurious are not reported, because those levels are lower than average limit line and background noise

Band III 11ac(HT20) CH140

Frequency (MHz)	Value (dBm)	Ground Reflection Factor (dB)	D (m)	Max gain (dBi)	Detector	E (dBμV/m)	Limit (dBμV/m)	Margin (dB)	Remark	Verdict
9280.9	-47.32	0	3	5.3	PK	53.24	89.25	36.01	Note 2	PASS
	N/A		3	5.3	AV	N/A	69.25	N/A	Note 3	PASS
20174.2	-45.11	0	3	5.3	PK	55.45	74.00	18.55	--	PASS
	N/A		3	5.3	AV	N/A	54.00	N/A	Note 3	PASS
5699.8	8.69	0	3	5.3	PK	109.25	N/A	N/A	Note 1	N/A
	-16.16		3	5.3	AV	84.40	N/A	N/A		N/A

Test Plots

Band III 11ac(HT20) CH140, SPURIOUS 1 GHz ~ 25 GHz

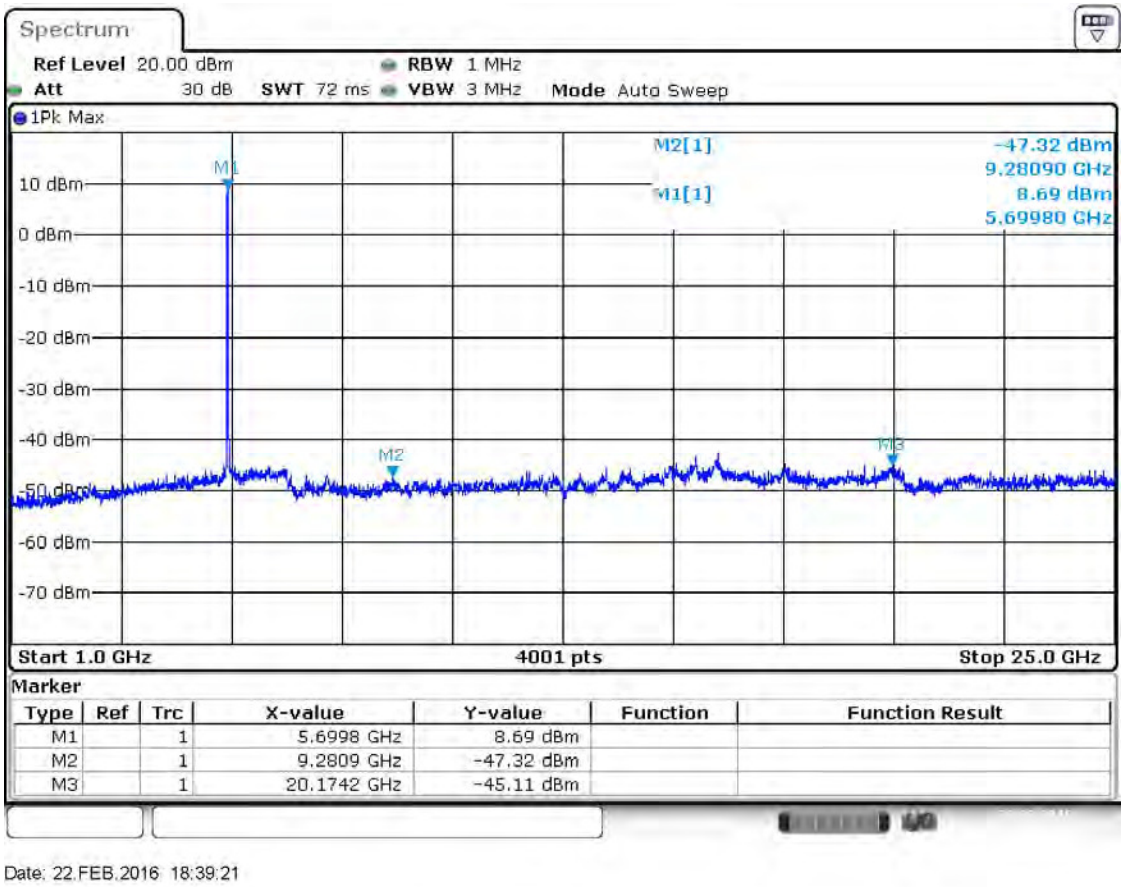

The EIRP based on the measured conducted power, the upper bound on antenna gain for a device with a single RF output shall be selected as the maximum in-band gain of the antenna across all operating bands, or 2dBi, whichever is greater.

And the maximum in-band gain of the antenna is 5.3 dBi.

Note 1: The frequency is fundamental signal which can be ignored.

Note 2: Which frequency is not within a restricted band, and its limit line is 20dB below the highest emission level.

Note 3: Average measurement was not performed if peak level went lower than the average limit.

Note 4: The harmonic (2th ,3th , 4th,…etc.) and other spurious are not reported, because those levels are lower than average limit line and background noise

Band III 11ac(HT40) CH102

Frequency (MHz)	Value (dBm)	Ground Reflection Factor (dB)	D (m)	Max gain (dBi)	Detector	E (dBμV/m)	Limit (dBμV/m)	Margin (dB)	Remark	Verdict
9256.9	-47.66	0	3	5.3	PK	52.90	88.22	35.32	Note 2	PASS
	N/A		3	5.3	AV	N/A	68.22	N/A	Note 3	PASS
20108.2	-45.11	0	3	5.3	PK	55.45	74.00	18.55	--	PASS
	N/A		3	5.3	AV	N/A	54.00	N/A	Note 3	PASS
5507.9	7.66	0	3	5.3	PK	108.22	N/A	N/A	Note 1	N/A
	-17.19		3	5.3	AV	83.37	N/A	N/A		N/A

Test Plots

Band III 11ac(HT40) CH102, SPURIOUS 1 GHz ~ 25 GHz

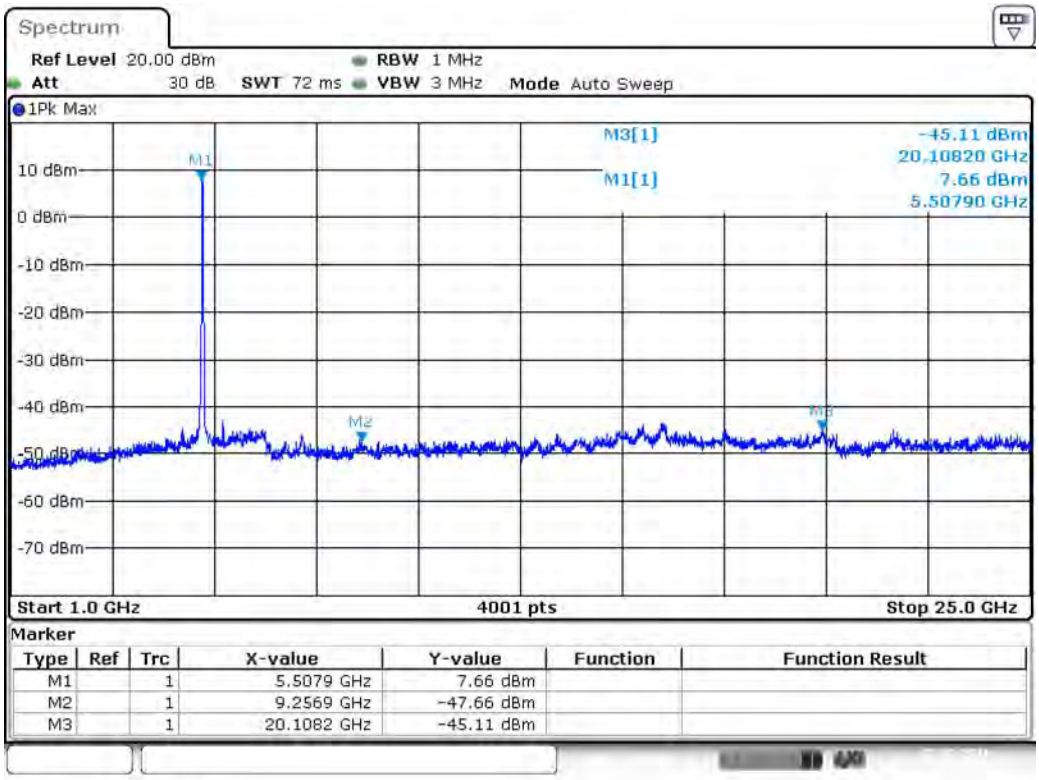

Date: 22.FEB.2016 19:00:13

The EIRP based on the measured conducted power, the upper bound on antenna gain for a device with a single RF output shall be selected as the maximum in-band gain of the antenna across all operating bands, or 2dBi, whichever is greater.

And the maximum in-band gain of the antenna is 5.3 dBi.

Note 1: The frequency is fundamental signal which can be ignored.

Note 2: Which frequency is not within a restricted band, and its limit line is 20dB below the highest emission level.

Note 3: Average measurement was not performed if peak level went lower than the average limit.

Note 4: The harmonic (2th ,3th , 4th,…etc.) and other spurious are not reported, because those levels are lower than average limit line and background noise

Band III 11ac(HT40) CH134

Frequency (MHz)	Value (dBm)	Ground Reflection Factor (dB)	D (m)	Max gain (dBi)	Detector	E (dBμV/m)	Limit (dBμV/m)	Margin (dB)	Remark	Verdict
7859.3	-47.65	0	3	5.3	PK	52.91	88.38	35.47	Note 2	PASS
	N/A		3	5.3	AV	N/A	68.38	N/A	Note 3	PASS
20072.2	-47.52	0	3	5.3	PK	53.04	74.00	20.96	--	PASS
	N/A		3	5.3	AV	N/A	54.00	N/A	Note 3	PASS
5669.8	7.82	0	3	5.3	PK	108.38	N/A	N/A	Note 1	N/A
	-17.03		3	5.3	AV	83.53	N/A	N/A		N/A

Test Plots

Band III 11ac(HT40) CH134, SPURIOUS 1 GHz ~ 25 GHz

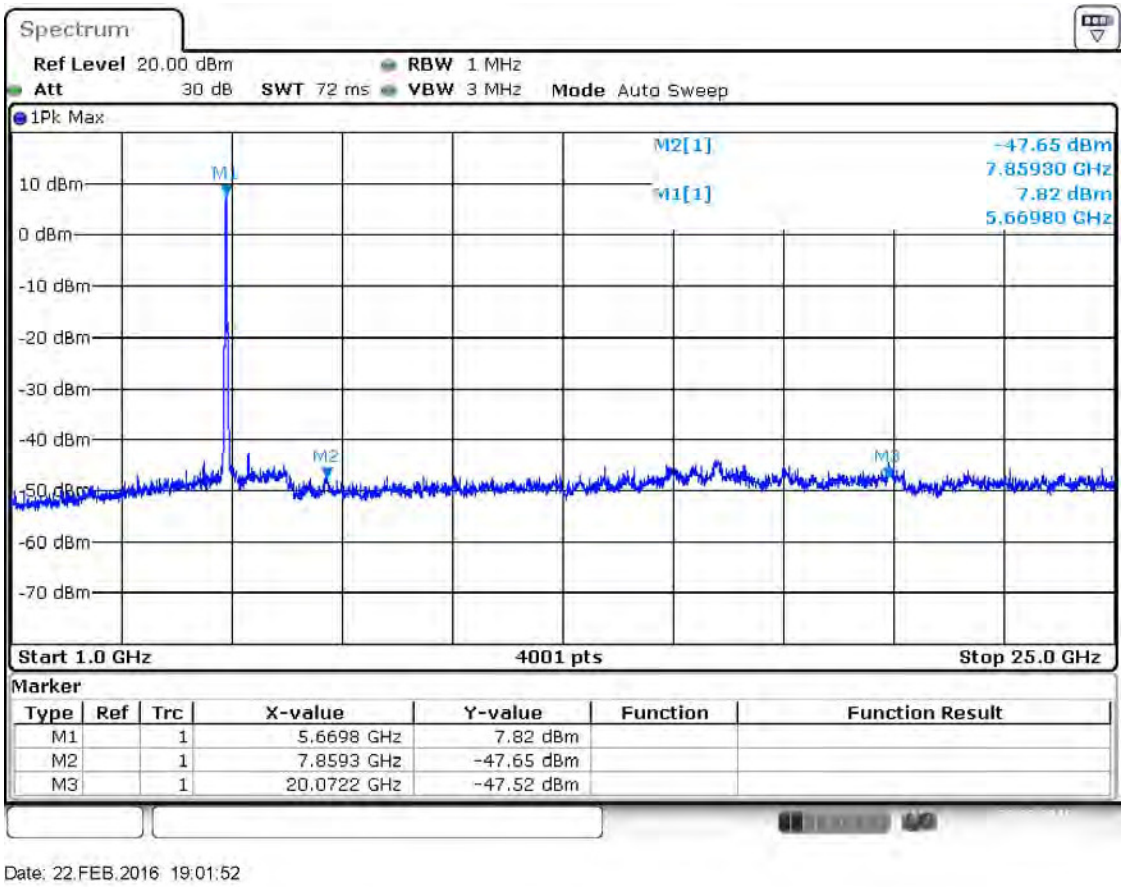

The EIRP based on the measured conducted power, the upper bound on antenna gain for a device with a single RF output shall be selected as the maximum in-band gain of the antenna across all operating bands, or 2dBi, whichever is greater.

And the maximum in-band gain of the antenna is 5.3 dBi.

Note 1: The frequency is fundamental signal which can be ignored.

Note 2: Which frequency is not within a restricted band, and its limit line is 20dB below the highest emission level.

Note 3: Average measurement was not performed if peak level went lower than the average limit.

Note 4: The harmonic (2th ,3th , 4th,…etc.) and other spurious are not reported, because those levels are lower than average limit line and background noise

Band III 11ac(HT80) CH106

Frequency (MHz)	Value (dBm)	Ground Reflection Factor (dB)	D (m)	Max gain (dBi)	Detector	E (dBμV/m)	Limit (dBμV/m)	Margin (dB)	Remark	Verdict
7877.3	-46.52	0	3	5.3	PK	54.04	81.96	27.92	Note 2	PASS
	N/A		3	5.3	AV	N/A	61.96	N/A	Note 3	PASS
16317.2	-43.86	0	3	5.3	PK	56.70	81.96	25.26	Note 2	PASS
	N/A		3	5.3	AV	N/A	61.96	N/A	Note 3	PASS
5531.9	1.4	0	3	5.3	PK	101.96	N/A	N/A	Note 1	N/A
	-23.45		3	5.3	AV	77.11	N/A	N/A		N/A

Test Plots

Band III 11ac(HT80) CH106, SPURIOUS 1 GHz ~ 25 GHz

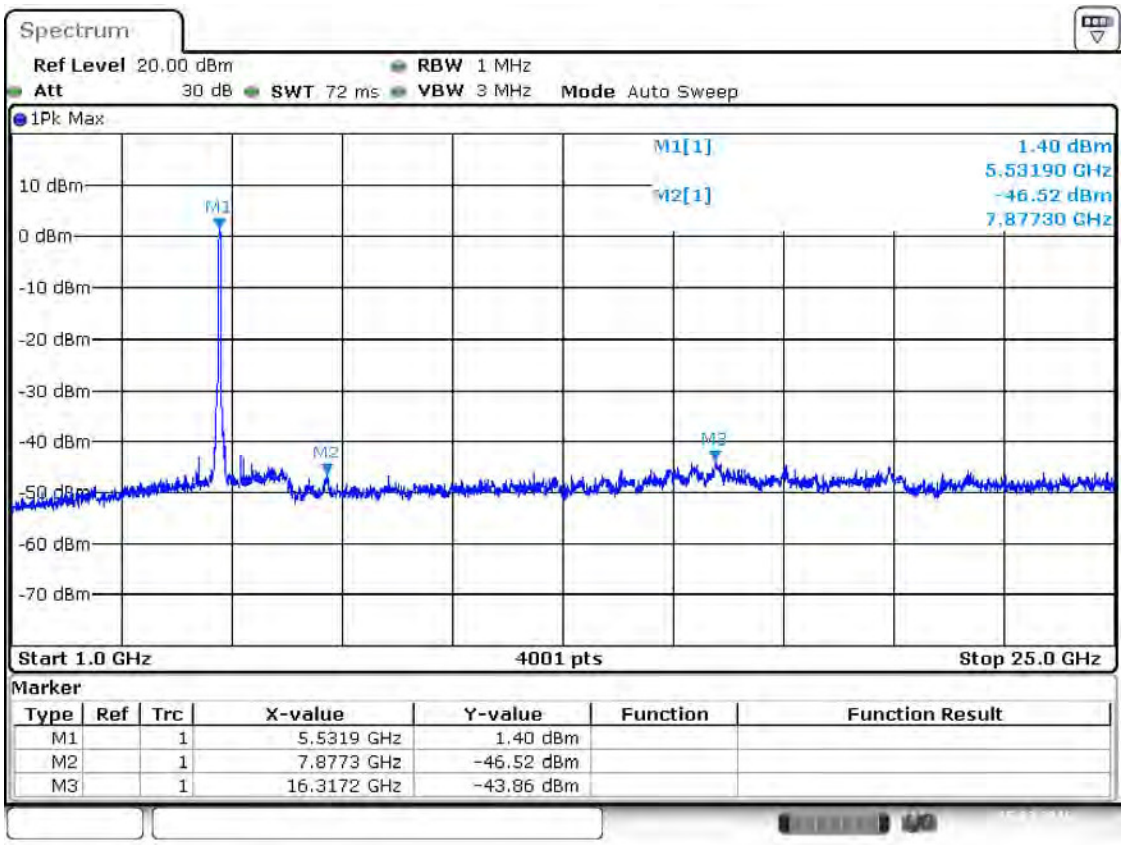

Date: 5.MAR.2016 14:59:03

The EIRP based on the measured conducted power, the upper bound on antenna gain for a device with a single RF output shall be selected as the maximum in-band gain of the antenna across all operating bands, or 2dBi, whichever is greater.

And the maximum in-band gain of the antenna is 3.7 dBi.

Note 1: The frequency is fundamental signal which can be ignored.

Note 2: Which frequency is not within a restricted band, and its limit line is 20dB below the highest emission level.

Note 3: Average measurement was not performed if peak level went lower than the average limit.

Note 4: The harmonic (2th ,3th , 4th,…etc.) and other spurious are not reported, because those levels are lower than average limit line and background noise

Band IV 11a CH149

Frequency (MHz)	Value (dBm)	Ground Reflection Factor (dB)	D (m)	Max gain (dBi)	Detector	E (dBμV/m)	Limit (dBμV/m)	Margin (dB)	Remark	Verdict
11674.3	-49.91	0	3	3.7	PK	49.05	74.00	24.95	--	PASS
	N/A		3	3.7	AV	N/A	54.00	N/A	Note 3	PASS
16317.2	-44.42	0	3	3.7	PK	54.54	86.51	31.97	Note 2	PASS
	N/A		3	3.7	AV	N/A	66.51	N/A	Note 3	PASS
5741.8	7.55	0	3	3.7	PK	106.51	N/A	N/A	Note 1	N/A
	-17.30		3	3.7	AV	81.66	N/A	N/A		N/A

Test Plots

Band IV 11a CH149, SPURIOUS 1 GHz ~ 25 GHz

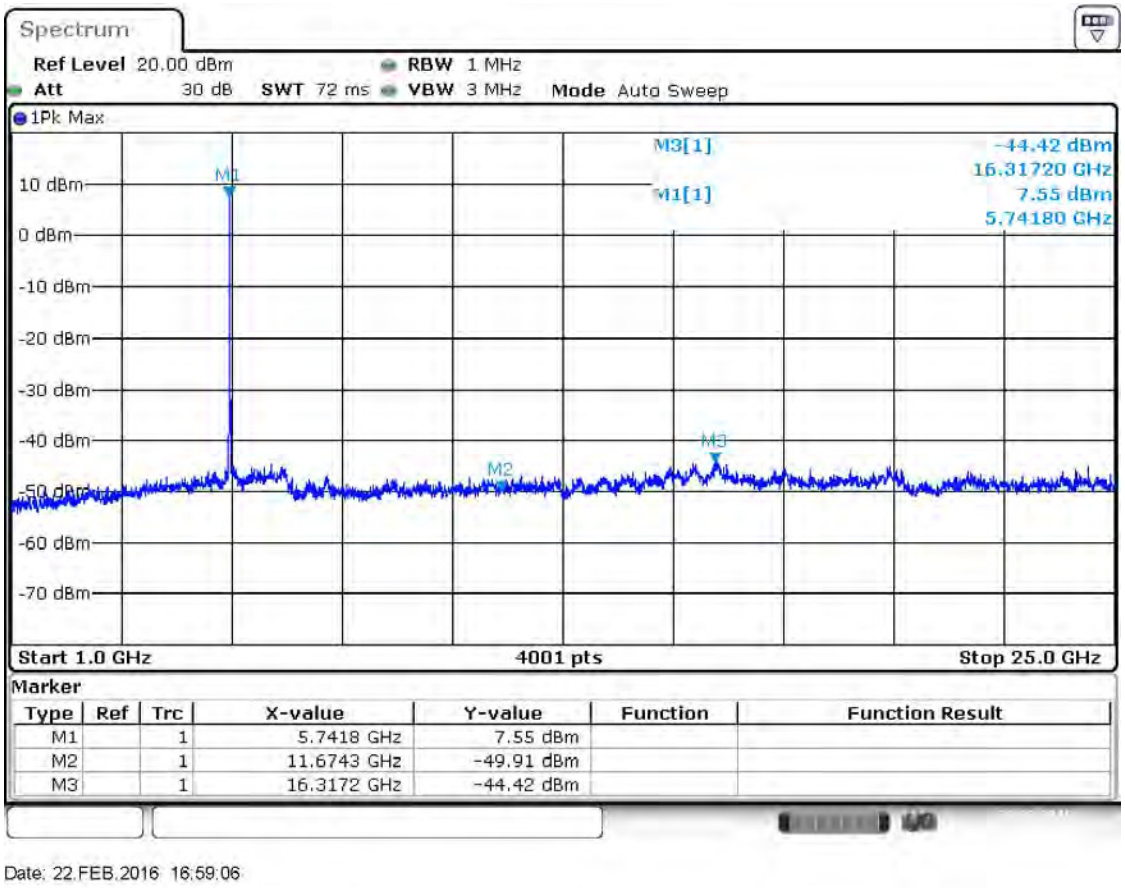

Date: 22.FEB.2016 16:59:06

The EIRP based on the measured conducted power, the upper bound on antenna gain for a device with a single RF output shall be selected as the maximum in-band gain of the antenna across all operating bands, or 2dBi, whichever is greater.

And the maximum in-band gain of the antenna is 3.7 dBi.

Note 1: The frequency is fundamental signal which can be ignored.

Note 2: Which frequency is not within a restricted band, and its limit line is 20dB below the highest emission level.

Note 3: Average measurement was not performed if peak level went lower than the average limit.

Note 4: The harmonic (2th ,3th , 4th,…etc.) and other spurious are not reported, because those levels are lower than average limit line and background noise

Band IV 11a CH157

Frequency (MHz)	Value (dBm)	Ground Reflection Factor (dB)	D (m)	Max gain (dBi)	Detector	E (dBμV/m)	Limit (dBμV/m)	Margin (dB)	Remark	Verdict
9274.9	-47.57	0	3	3.7	PK	51.39	86.67	35.28	Note 2	PASS
	N/A		3	3.7	AV	N/A	66.67	N/A	Note 3	PASS
16341.2	-43.59	0	3	3.7	PK	55.37	86.67	31.30	Note 2	PASS
	N/A		3	3.7	AV	N/A	66.67	N/A	Note 3	PASS
5783.8	7.71	0	3	3.7	PK	106.67	N/A	N/A	Note 1	N/A
	-17.14		3	3.7	AV	81.82	N/A	N/A		N/A

Test Plots

Band IV 11a CH157, SPURIOUS 1 GHz ~ 25 GHz

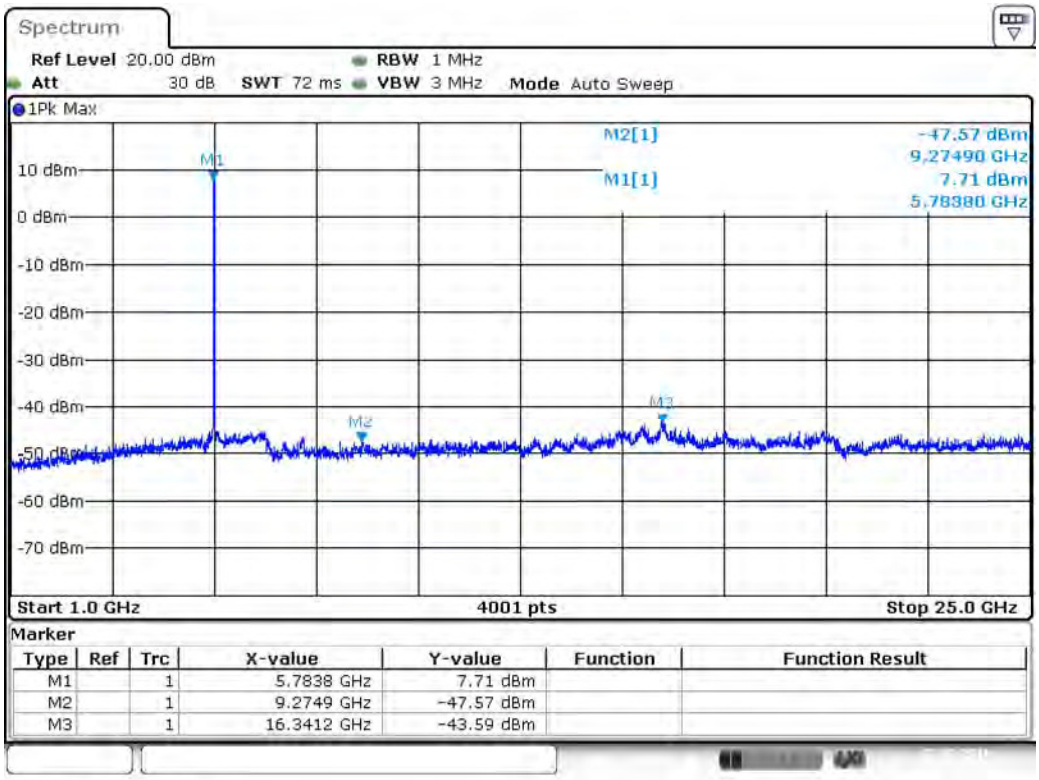

Date: 22.FEB.2016 16:59:59

The EIRP based on the measured conducted power, the upper bound on antenna gain for a device with a single RF output shall be selected as the maximum in-band gain of the antenna across all operating bands, or 2dBi, whichever is greater.

And the maximum in-band gain of the antenna is 3.7 dBi.

Note 1: The frequency is fundamental signal which can be ignored.

Note 2: Which frequency is not within a restricted band, and its limit line is 20dB below the highest emission level.

Note 3: Average measurement was not performed if peak level went lower than the average limit.

Note 4: The harmonic (2th ,3th , 4th,…etc.) and other spurious are not reported, because those levels are lower than average limit line and background noise

Band IV 11a CH165

Frequency (MHz)	Value (dBm)	Ground Reflection Factor (dB)	D (m)	Max gain (dBi)	Detector	E (dBμV/m)	Limit (dBμV/m)	Margin (dB)	Remark	Verdict
16323.2	-45.4	0	3	3.7	PK	53.56	82.84	29.28	Note 2	PASS
	N/A		3	3.7	AV	N/A	62.84	N/A	Note 3	PASS
10036.7	-49.21	0	3	3.7	PK	49.75	82.84	33.09	Note 2	PASS
	N/A		3	3.7	AV	N/A	62.84	N/A	Note 3	PASS
5825.8	3.88	0	3	3.7	PK	102.84	N/A	N/A	Note 1	N/A
	-20.97		3	3.7	AV	77.99	N/A	N/A		N/A

Test Plots

Band IV 11a CH165, SPURIOUS 1 GHz ~ 25 GHz

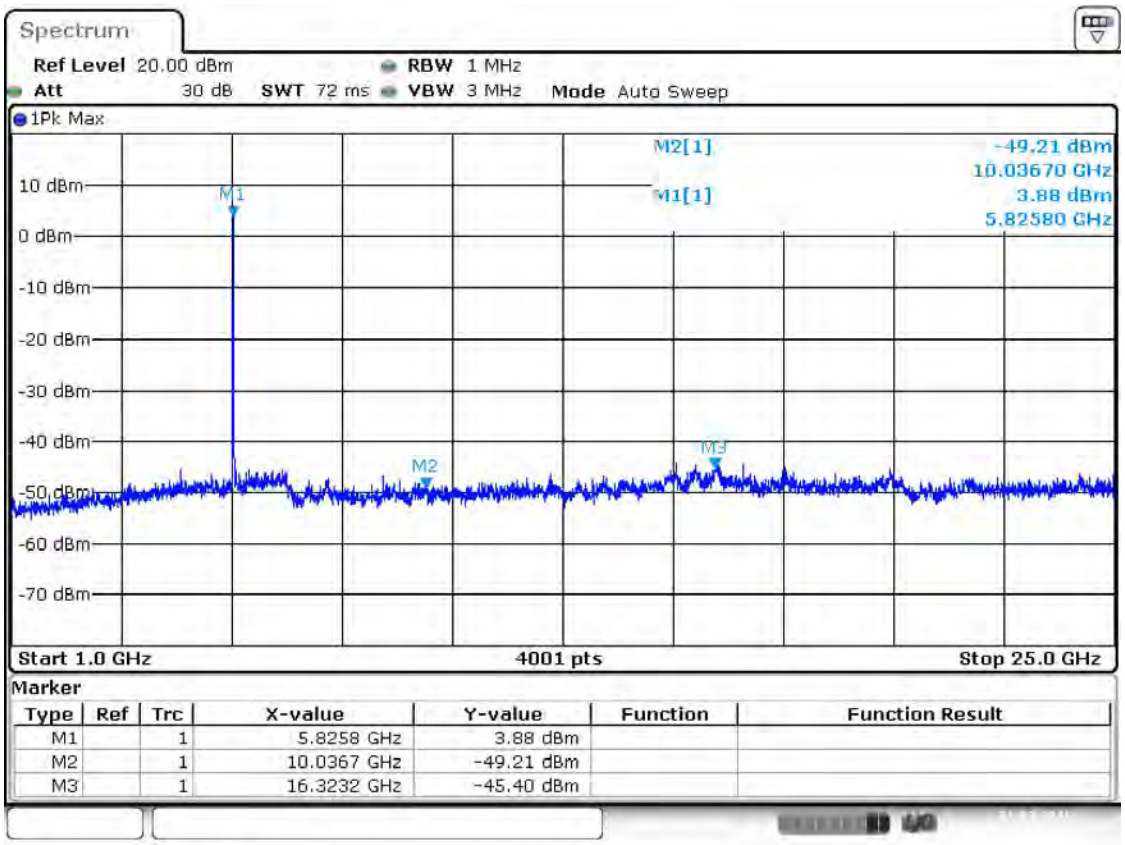

Date: 31.MAR.2016 20:36:46

The EIRP based on the measured conducted power, the upper bound on antenna gain for a device with a single RF output shall be selected as the maximum in-band gain of the antenna across all operating bands, or 2dBi, whichever is greater.

And the maximum in-band gain of the antenna is 3.7 dBi.

Note 1: The frequency is fundamental signal which can be ignored.

Note 2: Which frequency is not within a restricted band, and its limit line is 20dB below the highest emission level.

Note 3: Average measurement was not performed if peak level went lower than the average limit.

Note 4: The harmonic (2th ,3th , 4th,…etc.) and other spurious are not reported, because those levels are lower than average limit line and background noise

Band IV 11n(HT20) CH149

Frequency (MHz)	Value (dBm)	Ground Reflection Factor (dB)	D (m)	Max gain (dBi)	Detector	E (dBμV/m)	Limit (dBμV/m)	Margin (dB)	Remark	Verdict
7883.3	-47.47	0	3	3.7	PK	51.49	86.54	35.05	Note 2	PASS
	N/A		3	3.7	AV	N/A	66.54	N/A	Note 3	PASS
16371.2	-45.07	0	3	3.7	PK	53.89	86.54	32.65	Note 2	PASS
	N/A		3	3.7	AV	N/A	66.54	N/A	Note 3	PASS
5747.8	7.58	0	3	3.7	PK	106.54	N/A	N/A	Note 1	N/A
	-17.27		3	3.7	AV	81.69	N/A	N/A		N/A

Test Plots

Band IV 11n(HT20) CH149, SPURIOUS 1 GHz ~ 25 GHz

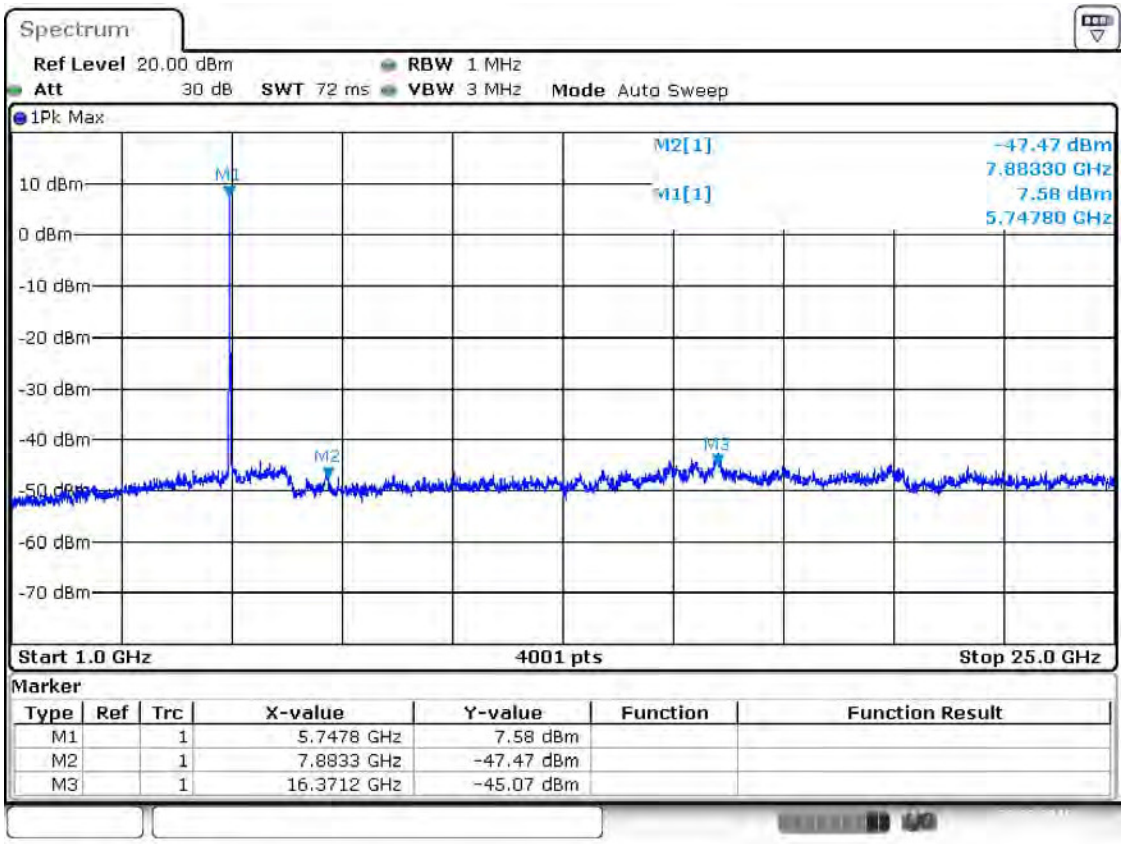

Date: 22.FEB.2016 17:25:10

The EIRP based on the measured conducted power, the upper bound on antenna gain for a device with a single RF output shall be selected as the maximum in-band gain of the antenna across all operating bands, or 2dBi, whichever is greater.

And the maximum in-band gain of the antenna is 3.7 dBi.

Note 1: The frequency is fundamental signal which can be ignored.

Note 2: Which frequency is not within a restricted band, and its limit line is 20dB below the highest emission level.

Note 3: Average measurement was not performed if peak level went lower than the average limit.

Note 4: The harmonic (2th ,3th , 4th,…etc.) and other spurious are not reported, because those levels are lower than average limit line and background noise

Band IV 11n(HT20) CH157

Frequency (MHz)	Value (dBm)	Ground Reflection Factor (dB)	D (m)	Max gain (dBi)	Detector	E (dBμV/m)	Limit (dBμV/m)	Margin (dB)	Remark	Verdict
7871.3	-46.4	0	3	3.7	PK	52.56	87.38	34.82	Note 2	PASS
	N/A		3	3.7	AV	N/A	67.38	N/A	Note 3	PASS
16323.2	-43.55	0	3	3.7	PK	55.41	87.38	31.97	Note 2	PASS
	N/A		3	3.7	AV	N/A	67.38	N/A	Note 3	PASS
5783.8	8.42	0	3	3.7	PK	107.38	N/A	N/A	Note 1	N/A
	-16.43		3	3.7	AV	82.53	N/A	N/A		N/A

Test Plots

Band IV 11n(HT20) CH157, SPURIOUS 1 GHz ~ 25 GHz

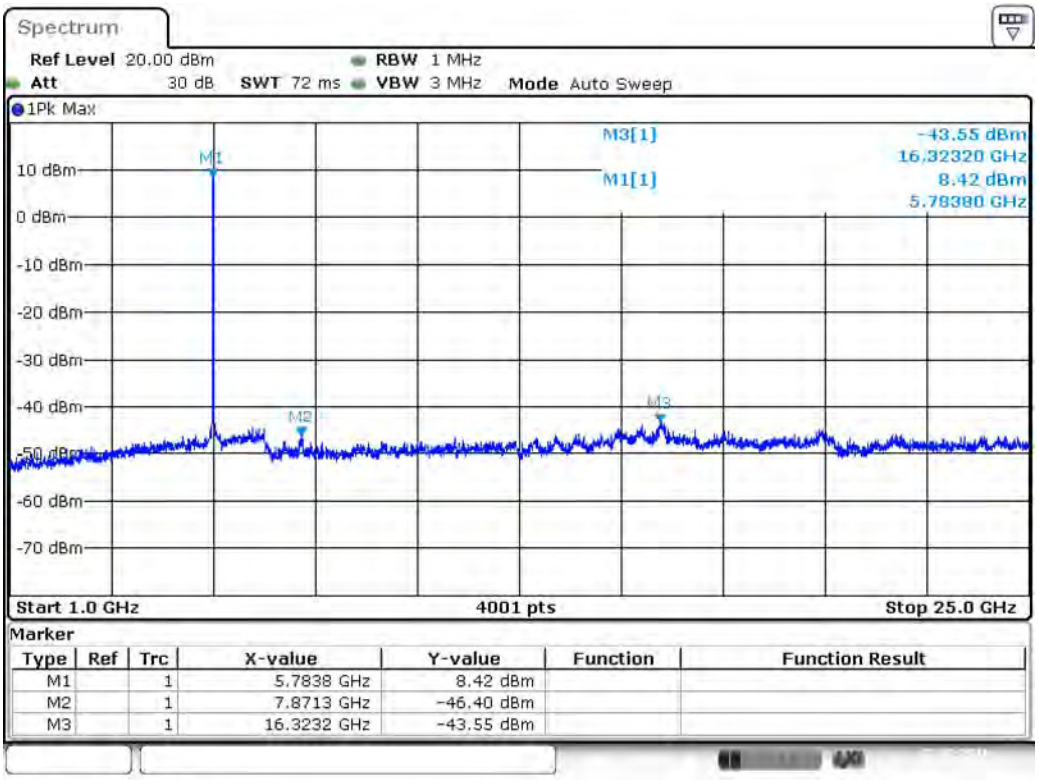

Date: 22.FEB.2016 17:26:09

The EIRP based on the measured conducted power, the upper bound on antenna gain for a device with a single RF output shall be selected as the maximum in-band gain of the antenna across all operating bands, or 2dBi, whichever is greater.

And the maximum in-band gain of the antenna is 3.7 dBi.

Note 1: The frequency is fundamental signal which can be ignored.

Note 2: Which frequency is not within a restricted band, and its limit line is 20dB below the highest emission level.

Note 3: Average measurement was not performed if peak level went lower than the average limit.

Note 4: The harmonic (2th ,3th , 4th,…etc.) and other spurious are not reported, because those levels are lower than average limit line and background noise

Band IV 11n(HT20) CH165

Frequency (MHz)	Value (dBm)	Ground Reflection Factor (dB)	D (m)	Max gain (dBi)	Detector	E (dBμV/m)	Limit (dBμV/m)	Margin (dB)	Remark	Verdict
7871.3	-45.22	0	3	3.7	PK	53.74	86.32	32.58	Note 2	PASS
	N/A		3	3.7	AV	N/A	66.32	N/A	Note 3	PASS
15897.3	-43.08	0	3	3.7	PK	55.88	74.00	18.12	Note 3	PASS
	N/A		3	3.7	AV	N/A	54.00	N/A		PASS
5825.8	7.36	0	3	3.7	PK	106.32	N/A	N/A	Note 1	N/A
	-17.49		3	3.7	AV	81.47	N/A	N/A		N/A

Test Plots

Band IV 11n(HT20) CH165, SPURIOUS 1 GHz ~ 25 GHz

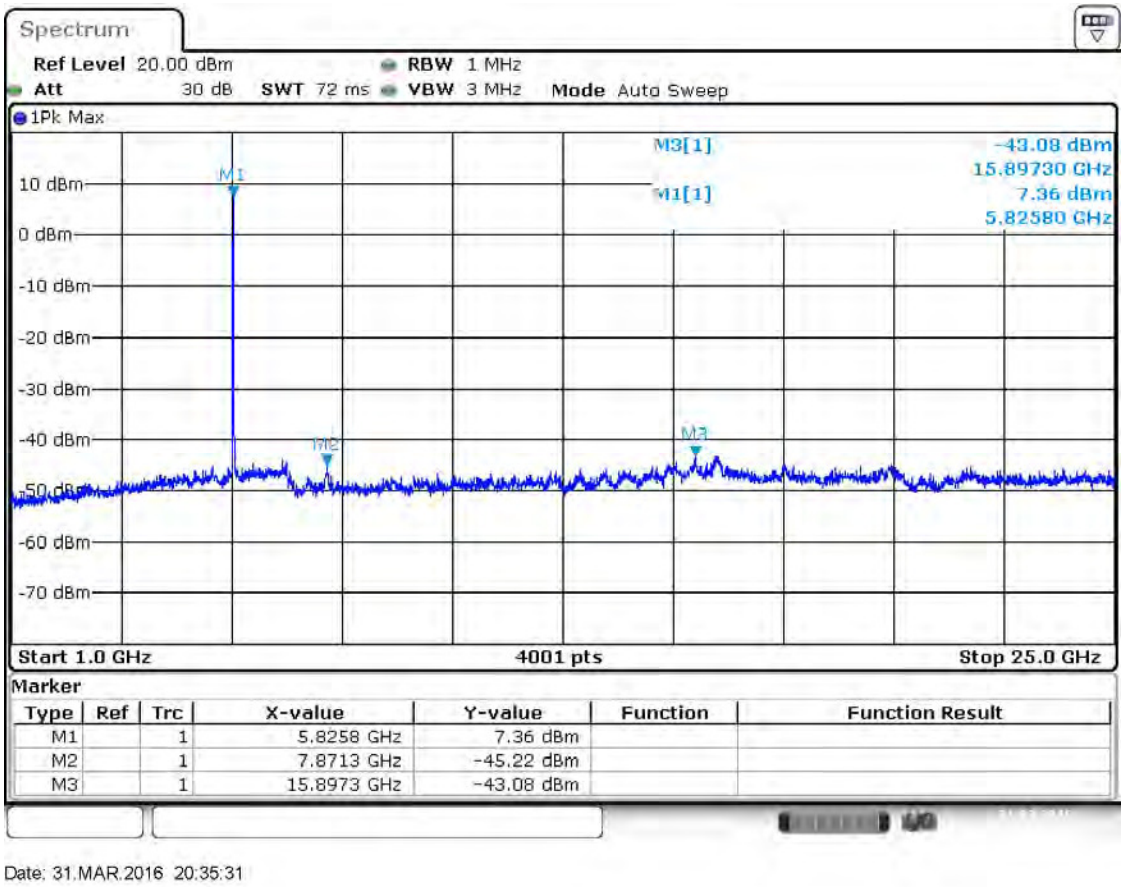

Date: 31.MAR.2016 20:35:31

The EIRP based on the measured conducted power, the upper bound on antenna gain for a device with a single RF output shall be selected as the maximum in-band gain of the antenna across all operating bands, or 2dBi, whichever is greater.

And the maximum in-band gain of the antenna is 3.7 dBi.

Note 1: The frequency is fundamental signal which can be ignored.

Note 2: Which frequency is not within a restricted band, and its limit line is 20dB below the highest emission level.

Note 3: Average measurement was not performed if peak level went lower than the average limit.

Note 4: The harmonic (2th ,3th , 4th,…etc.) and other spurious are not reported, because those levels are lower than average limit line and background noise

Band IV 11n(HT40) CH151

Frequency (MHz)	Value (dBm)	Ground Reflection Factor (dB)	D (m)	Max gain (dBi)	Detector	E (dBμV/m)	Limit (dBμV/m)	Margin (dB)	Remark	Verdict
7841.3	-46.87	0	3	3.7	PK	52.09	85.36	33.27	Note 2	PASS
	N/A		3	3.7	AV	N/A	65.36	N/A	Note 3	PASS
20138.2	-45.74	0	3	3.7	PK	53.22	74.00	20.78	--	PASS
	N/A		3	3.7	AV	N/A	54.00	N/A	Note 3	PASS
5759.8	6.4	0	3	3.7	PK	105.36	N/A	N/A	Note 1	N/A
	-18.45		3	3.7	AV	80.51	N/A	N/A		N/A

Test Plots

Band IV 11n(HT40) CH151, SPURIOUS 1 GHz ~ 25 GHz

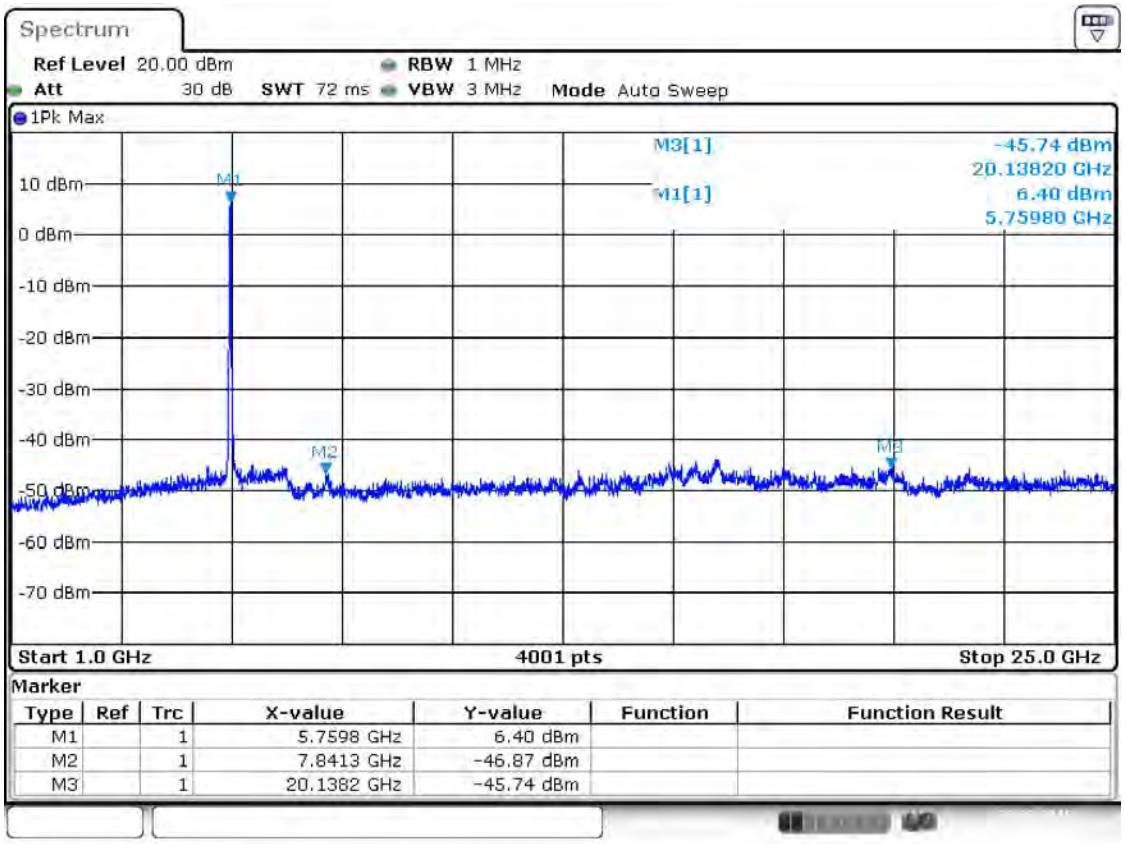

Date: 22.FEB.2016 17:52:37

The EIRP based on the measured conducted power, the upper bound on antenna gain for a device with a single RF output shall be selected as the maximum in-band gain of the antenna across all operating bands, or 2dBi, whichever is greater.

And the maximum in-band gain of the antenna is 3.7 dBi.

Note 1: The frequency is fundamental signal which can be ignored.

Note 2: Which frequency is not within a restricted band, and its limit line is 20dB below the highest emission level.

Note 3: Average measurement was not performed if peak level went lower than the average limit.

Note 4: The harmonic (2th ,3th , 4th,…etc.) and other spurious are not reported, because those levels are lower than average limit line and background noise

Band IV 11n(HT40) CH159

Frequency (MHz)	Value (dBm)	Ground Reflection Factor (dB)	D (m)	Max gain (dBi)	Detector	E (dBμV/m)	Limit (dBμV/m)	Margin (dB)	Remark	Verdict
7871.3	-46.83	0	3	3.7	PK	52.13	86.01	33.88	Note 2	PASS
	N/A		3	3.7	AV	N/A	66.01	N/A	Note 3	PASS
20078.2	-47.09	0	3	3.7	PK	51.87	74.00	22.13	--	PASS
	N/A		3	3.7	AV	N/A	54.00	N/A	Note 3	PASS
5795.8	7.05	0	3	3.7	PK	106.01	N/A	N/A	Note 1	N/A
	-17.80		3	3.7	AV	81.16	N/A	N/A		N/A

Test Plots

Band IV 11n(HT40) CH159, SPURIOUS 1 GHz ~ 25 GHz

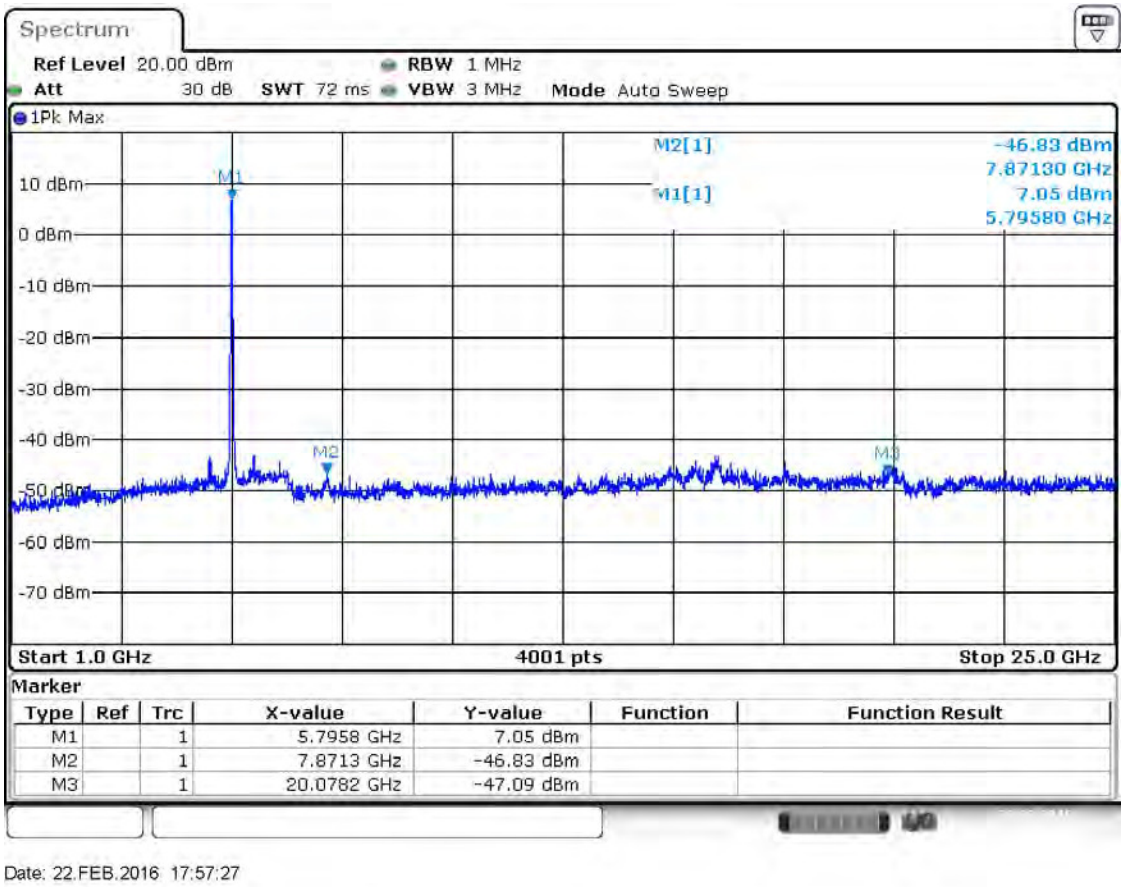

Date: 22.FEB.2016 17:57:27

The EIRP based on the measured conducted power, the upper bound on antenna gain for a device with a single RF output shall be selected as the maximum in-band gain of the antenna across all operating bands, or 2dBi, whichever is greater.

And the maximum in-band gain of the antenna is 3.7 dBi.

Note 1: The frequency is fundamental signal which can be ignored.

Note 2: Which frequency is not within a restricted band, and its limit line is 20dB below the highest emission level.

Note 3: Average measurement was not performed if peak level went lower than the average limit.

Note 4: The harmonic (2th ,3th , 4th,…etc.) and other spurious are not reported, because those levels are lower than average limit line and background noise

Band IV 11ac(HT20) CH149

Frequency (MHz)	Value (dBm)	Ground Reflection Factor (dB)	D (m)	Max gain (dBi)	Detector	E (dBμV/m)	Limit (dBμV/m)	Margin (dB)	Remark	Verdict
9165	-49.48	0	3	3.7	PK	49.48	74.00	24.52	--	PASS
	N/A		3	3.7	AV	N/A	54.00	N/A	Note 3	PASS
20108.2	-46.07	0	3	3.7	PK	52.89	74.00	21.11	--	PASS
	N/A		3	3.7	AV	N/A	54.00	N/A	Note 3	PASS
5741.8	5.9	0	3	3.7	PK	104.86	N/A	N/A	Note 1	N/A
	-18.95		3	3.7	AV	80.01	N/A	N/A		N/A

Test Plots

Band IV 11ac(HT20) CH149, SPURIOUS 1 GHz ~ 25 GHz

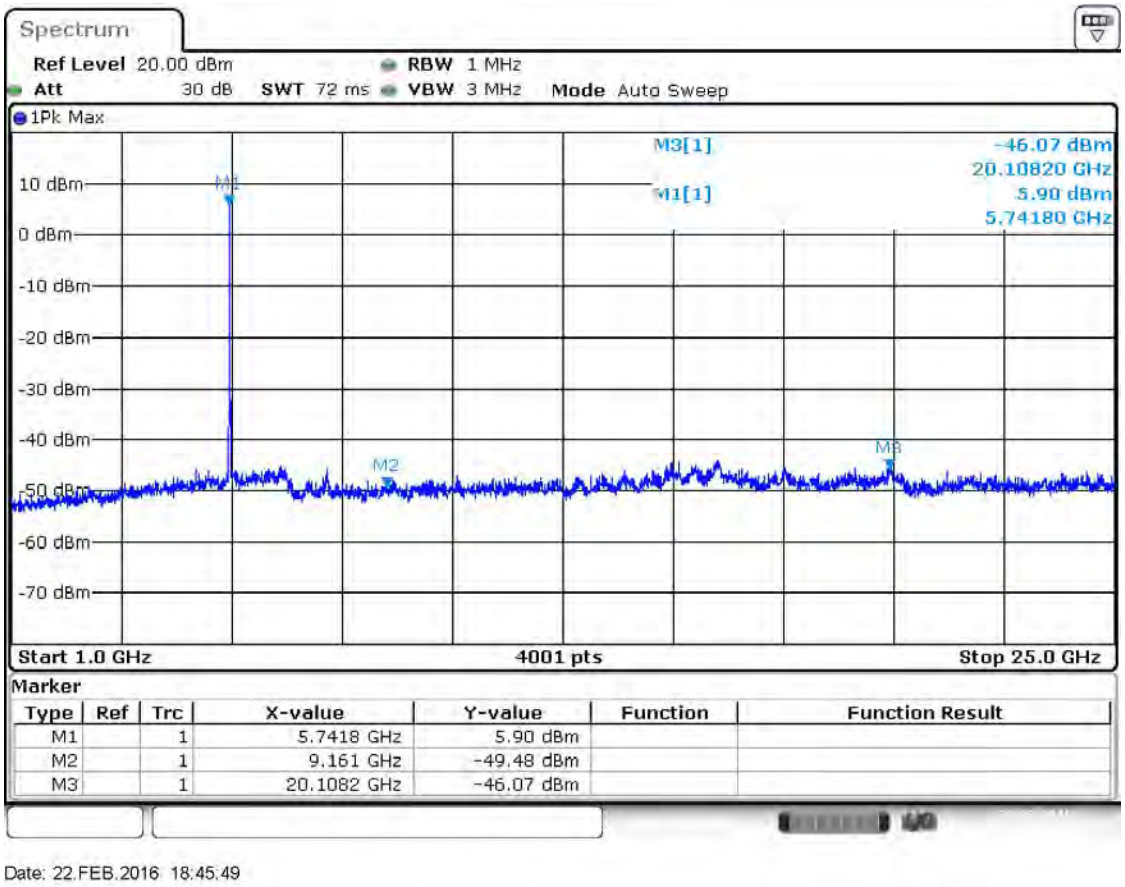

Date: 22.FEB.2016 18:45:49

The EIRP based on the measured conducted power, the upper bound on antenna gain for a device with a single RF output shall be selected as the maximum in-band gain of the antenna across all operating bands, or 2dBi, whichever is greater.

And the maximum in-band gain of the antenna is 3.7 dBi.

Note 1: The frequency is fundamental signal which can be ignored.

Note 2: Which frequency is not within a restricted band, and its limit line is 20dB below the highest emission level.

Note 3: Average measurement was not performed if peak level went lower than the average limit.

Note 4: The harmonic (2th ,3th , 4th,…etc.) and other spurious are not reported, because those levels are lower than average limit line and background noise

Band IV 11ac(HT20) CH157

Frequency (MHz)	Value (dBm)	Ground Reflection Factor (dB)	D (m)	Max gain (dBi)	Detector	E (dBμV/m)	Limit (dBμV/m)	Margin (dB)	Remark	Verdict
7871.3	-46.06	0	3	3.7	PK	52.90	86.61	33.71	Note 2	PASS
	N/A		3	3.7	AV	N/A	66.61	N/A	Note 3	PASS
16371.2	-43.01	0	3	3.7	PK	55.95	86.61	30.66	Note 2	PASS
	N/A		3	3.7	AV	N/A	66.61	N/A	Note 3	PASS
5783.8	7.65	0	3	3.7	PK	106.61	N/A	N/A	Note 1	N/A
	-17.20		3	3.7	AV	81.76	N/A	N/A		N/A

Test Plots

Band IV 11ac(HT20) CH157, SPURIOUS 1 GHz ~ 25 GHz

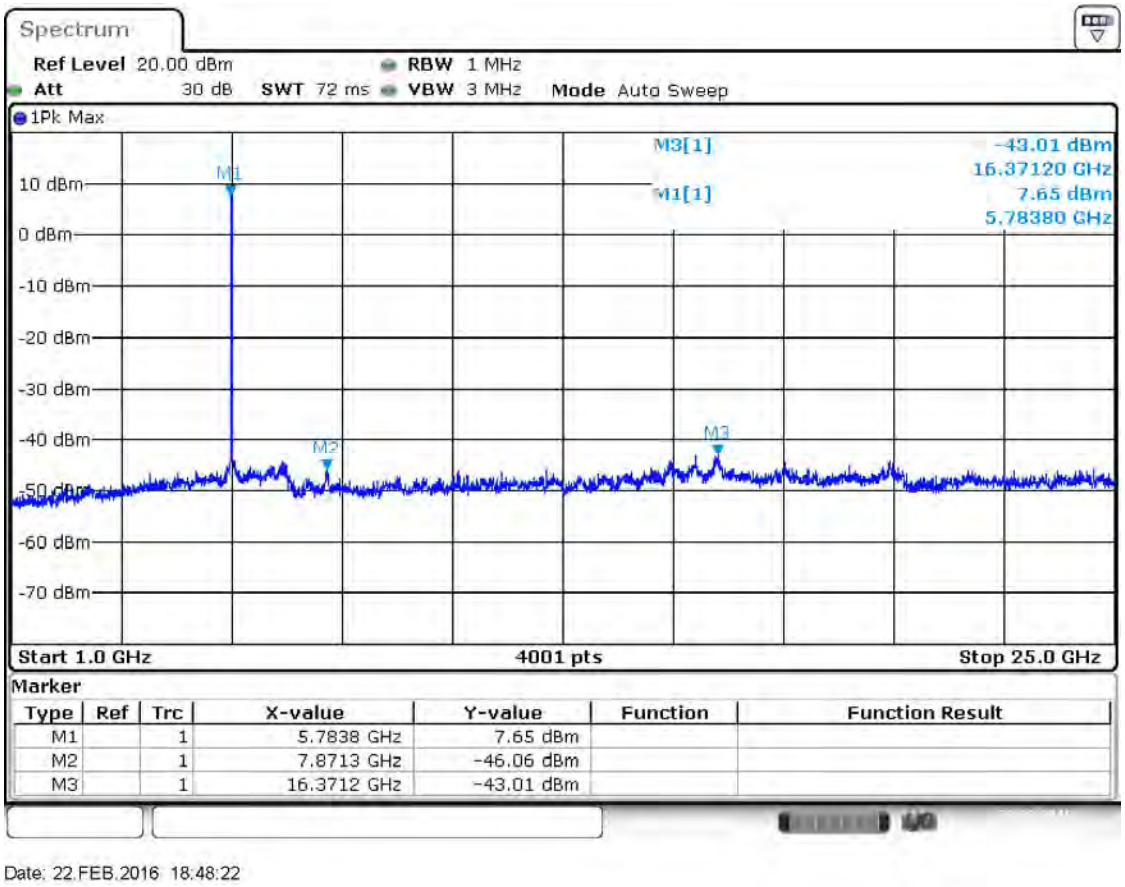

The EIRP based on the measured conducted power, the upper bound on antenna gain for a device with a single RF output shall be selected as the maximum in-band gain of the antenna across all operating bands, or 2dBi, whichever is greater.

And the maximum in-band gain of the antenna is 3.7 dBi.

Note 1: The frequency is fundamental signal which can be ignored.

Note 2: Which frequency is not within a restricted band, and its limit line is 20dB below the highest emission level.

Note 3: Average measurement was not performed if peak level went lower than the average limit.

Note 4: The harmonic (2th ,3th , 4th,…etc.) and other spurious are not reported, because those levels are lower than average limit line and background noise

Band IV 11ac(HT20) CH165

Frequency (MHz)	Value (dBm)	Ground Reflection Factor (dB)	D (m)	Max gain (dBi)	Detector	E (dBμV/m)	Limit (dBμV/m)	Margin (dB)	Remark	Verdict
7865.3	-47.59	0	3	3.7	PK	51.37	84.31	32.94	Note 2	PASS
	N/A		3	3.7	AV	N/A	64.31	N/A	Note 3	PASS
15873.3	-46.48	0	3	3.7	PK	52.48	74.00	21.52	Note 3	PASS
	N/A		3	3.7	AV	N/A	54.00	N/A		PASS
5825.8	5.35	0	3	3.7	PK	104.31	N/A	N/A	Note 1	N/A
	-19.50		3	3.7	AV	79.46	N/A	N/A		N/A

Test Plots

Band IV 11ac(HT20) CH165, SPURIOUS 1 GHz ~ 25 GHz

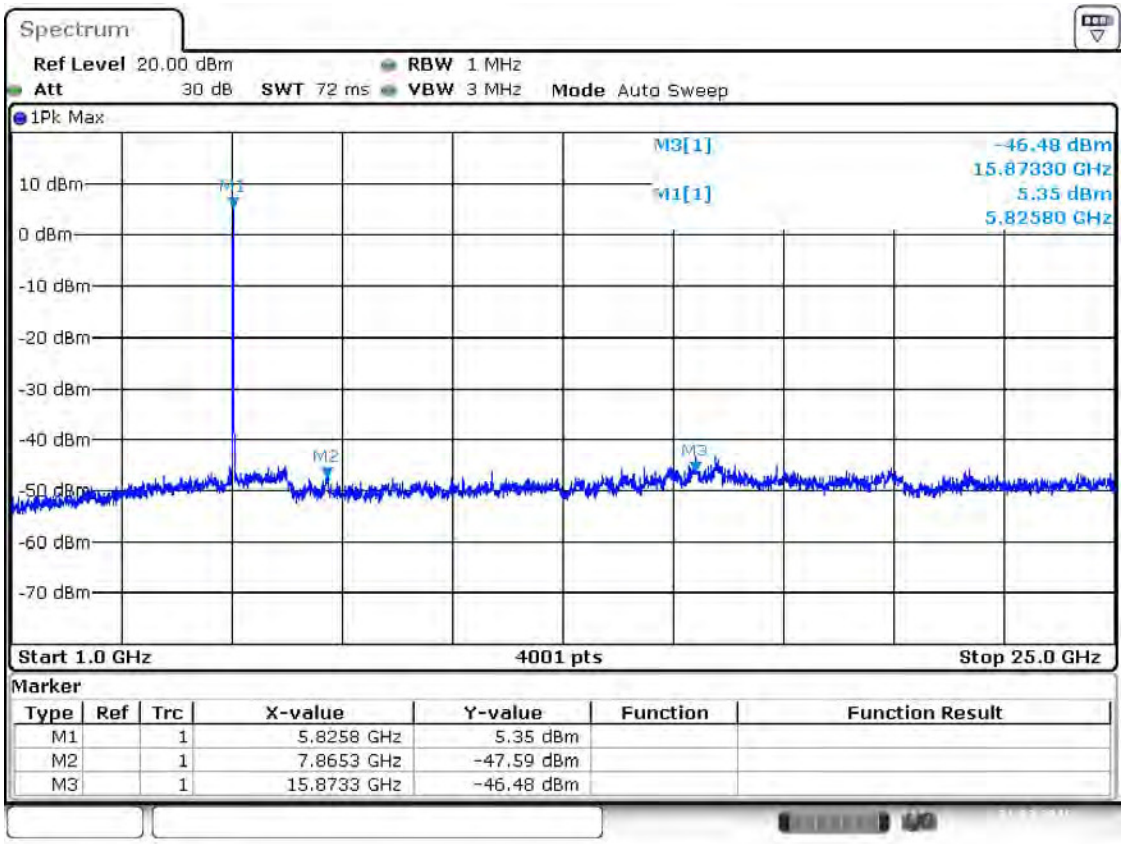

Date: 31.MAR.2016 20:34:35

The EIRP based on the measured conducted power, the upper bound on antenna gain for a device with a single RF output shall be selected as the maximum in-band gain of the antenna across all operating bands, or 2dBi, whichever is greater.

And the maximum in-band gain of the antenna is 3.7 dBi.

Note 1: The frequency is fundamental signal which can be ignored.

Note 2: Which frequency is not within a restricted band, and its limit line is 20dB below the highest emission level.

Note 3: Average measurement was not performed if peak level went lower than the average limit.

Note 4: The harmonic (2th ,3th , 4th,…etc.) and other spurious are not reported, because those levels are lower than average limit line and background noise

Band IV 11ac(HT40) CH151

Frequency (MHz)	Value (dBm)	Ground Reflection Factor (dB)	D (m)	Max gain (dBi)	Detector	E (dBμV/m)	Limit (dBμV/m)	Margin (dB)	Remark	Verdict
7865.3	-46.53	0	3	3.7	PK	52.43	86.40	33.97	Note 2	PASS
	N/A		3	3.7	AV	N/A	66.40	N/A	Note 3	PASS
20036.2	-45.52	0	3	3.7	PK	53.44	74.00	20.56	--	PASS
	N/A		3	3.7	AV	N/A	54.00	N/A	Note 3	PASS
5747.8	7.44	0	3	3.7	PK	106.40	N/A	N/A	Note 1	N/A
	-17.41		3	3.7	AV	81.55	N/A	N/A		N/A

Test Plots

Band IV 11ac(HT40) CH151, SPURIOUS 1 GHz ~ 25 GHz

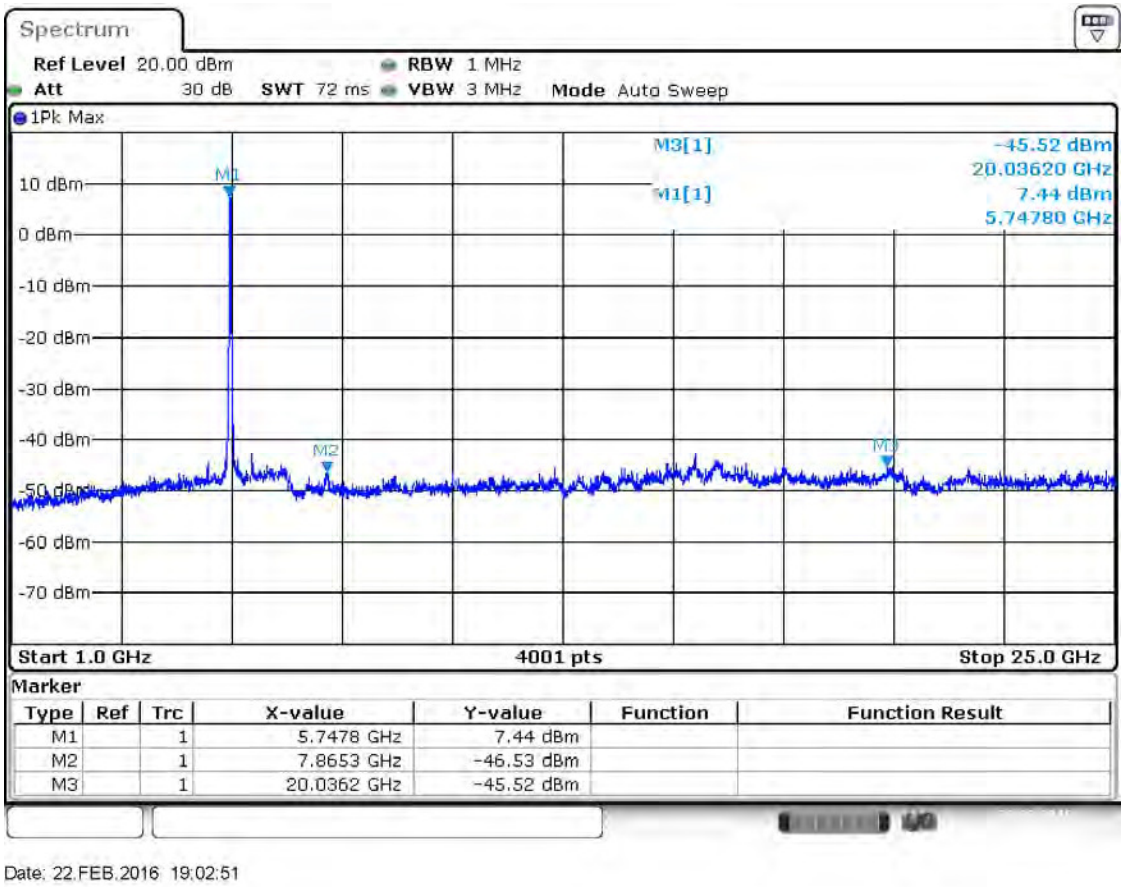

Date: 22.FEB.2016 19:02:51

The EIRP based on the measured conducted power, the upper bound on antenna gain for a device with a single RF output shall be selected as the maximum in-band gain of the antenna across all operating bands, or 2dBi, whichever is greater.

And the maximum in-band gain of the antenna is 3.7dBi.

Note 1: The frequency is fundamental signal which can be ignored.

Note 2: Which frequency is not within a restricted band, and its limit line is 20dB below the highest emission level.

Note 3: Average measurement was not performed if peak level went lower than the average limit.

Note 4: The harmonic (2th ,3th , 4th,…etc.) and other spurious are not reported, because those levels are lower than average limit line and background noise

Band IV 11ac(HT40) CH159

Frequency (MHz)	Value (dBm)	Ground Reflection Factor (dB)	D (m)	Max gain (dBi)	Detector	E (dBμV/m)	Limit (dBμV/m)	Margin (dB)	Remark	Verdict
7883.3	-47.58	0	3	3.7	PK	51.38	86.02	34.64	Note 2	PASS
	N/A		3	3.7	AV	N/A	66.02	N/A	Note 3	PASS
20108.2	-45.33	0	3	3.7	PK	53.63	74.00	20.37	--	PASS
	N/A		3	3.7	AV	N/A	54.00	N/A	Note 3	PASS
5801.8	7.06	0	3	3.7	PK	106.02	N/A	N/A	Note 1	N/A
	-17.79		3	3.7	AV	81.17	N/A	N/A		N/A

Test Plots

Band IV 11ac(HT40) CH159, SPURIOUS 1 GHz ~ 25 GHz

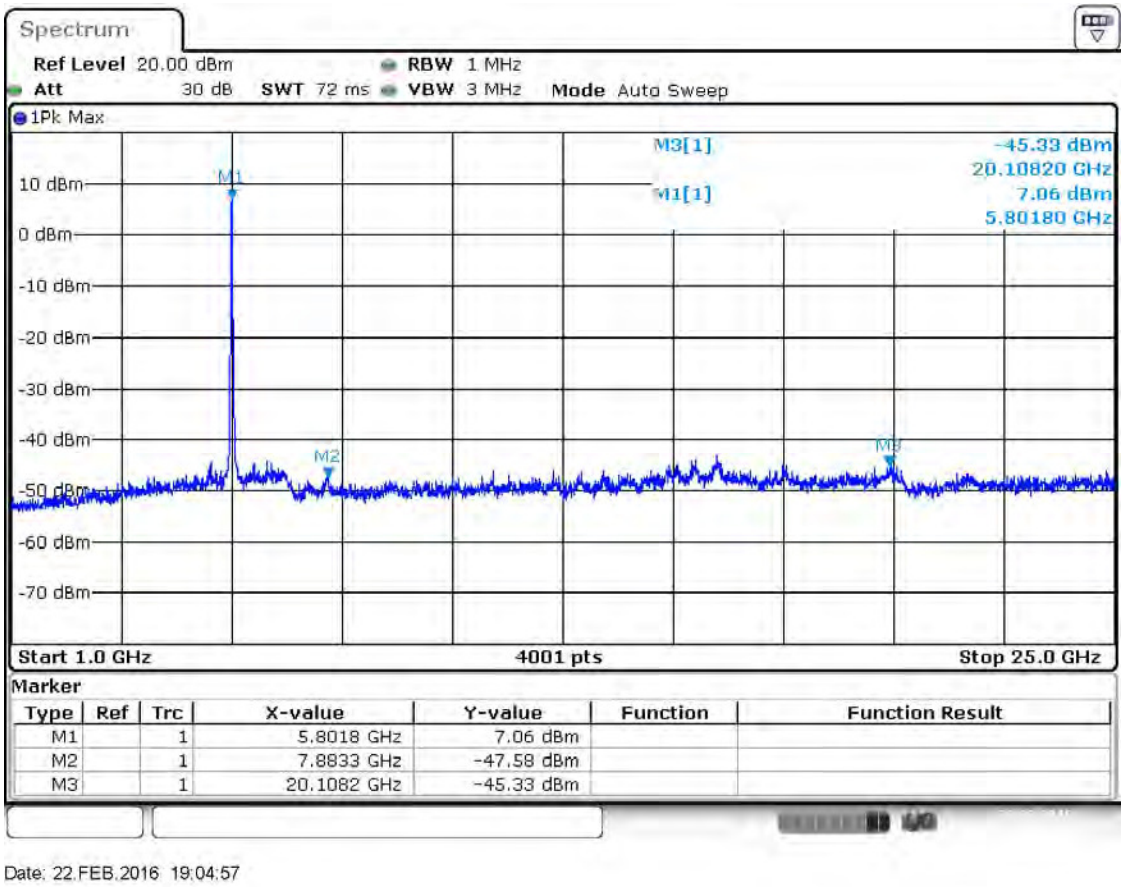

Date: 22.FEB.2016 19:04:57

The EIRP based on the measured conducted power, the upper bound on antenna gain for a device with a single RF output shall be selected as the maximum in-band gain of the antenna across all operating bands, or 2dBi, whichever is greater.

And the maximum in-band gain of the antenna is 3.7 dBi.

Note 1: The frequency is fundamental signal which can be ignored.

Note 2: Which frequency is not within a restricted band, and its limit line is 20dB below the highest emission level.

Note 3: Average measurement was not performed if peak level went lower than the average limit.

Note 4: The harmonic (2th ,3th , 4th,…etc.) and other spurious are not reported, because those levels are lower than average limit line and background noise

Band IV 11ac(HT80) CH155

Frequency (MHz)	Value (dBm)	Ground Reflection Factor (dB)	D (m)	Max gain (dBi)	Detector	E (dBμV/m)	Limit (dBμV/m)	Margin (dB)	Remark	Verdict
7853.3	-46.8	0	3	3.7	PK	52.16	82.02	29.86	Note 2	PASS
	N/A		3	3.7	AV	N/A	62.02	N/A	Note 3	PASS
16383.2	-43.07	0	3	3.7	PK	55.89	82.02	26.13	Note 2	PASS
	N/A		3	3.7	AV	N/A	62.02	N/A	Note 3	PASS
5777.8	3.06	0	3	3.7	PK	102.02	N/A	N/A	Note 1	N/A
	-21.79		3	3.7	AV	77.17	N/A	N/A		N/A

Test Plots

Band IV 11ac(HT80) CH155, SPURIOUS 1 GHz ~ 25 GHz

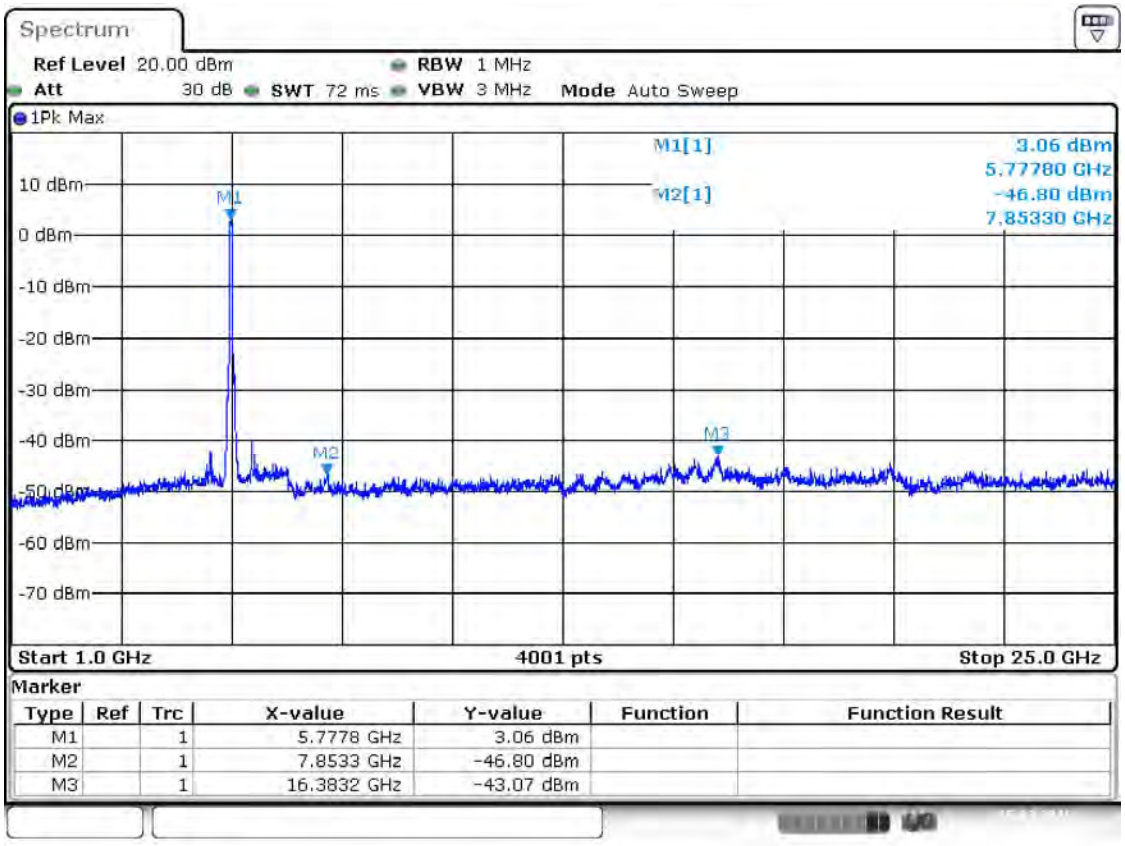

Date: 5.MAR.2016 15:00:17

ANT 1

The EIRP based on the measured conducted power, the upper bound on antenna gain for a device with a single RF output shall be selected as the maximum in-band gain of the antenna across all operating bands, or 2dBi, whichever is greater.

And the maximum in-band gain of the antenna is 3.4 dBi.

Note 1: The frequency is fundamental signal which can be ignored.

Note 2: Which frequency is not within a restricted band, and its limit line is 20dB below the highest emission level.

Note 3: Average measurement was not performed if peak level went lower than the average limit.

Note 4: The harmonic (2th ,3th , 4th,…etc.) and other spurious are not reported, because those levels are lower than average limit line and background noise

Band I 11a CH36

Frequency (MHz)	Value (dBm)	Ground Reflection Factor (dB)	D (m)	Max gain (dBi)	Detector	E (dBμV/m)	Limit (dBμV/m)	Margin (dB)	Remark	Verdict
9340.9	-49.21	0	3	3.4	PK	49.45	74.00	24.55	--	PASS
	N/A		3	3.4	AV	N/A	54.00	N/A	Note 3	PASS
16329.2	-45.05	0	3	3.4	PK	53.61	86.85	33.24	Note 2	PASS
	N/A		3	3.4	AV	N/A	66.85	N/A	Note 3	PASS
5184	8.19	0	3	3.4	PK	106.85	N/A	N/A	Note 1	N/A
	-16.66		3	3.4	AV	82.00	N/A	N/A		N/A

Test Plots

Band I 11a CH36, SPURIOUS 1 GHz ~ 25 GHz

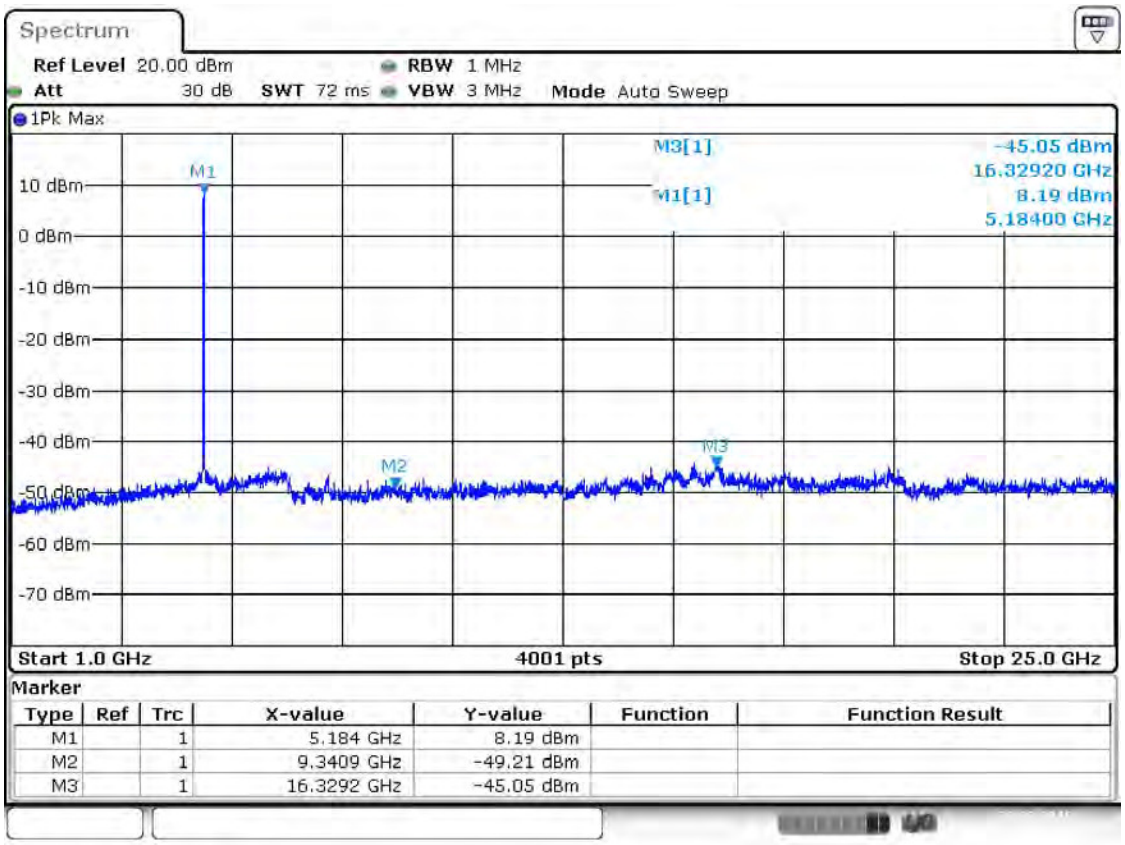

Date: 22.FEB.2016 16:32:41

The EIRP based on the measured conducted power, the upper bound on antenna gain for a device with a single RF output shall be selected as the maximum in-band gain of the antenna across all operating bands, or 2dBi, whichever is greater.

And the maximum in-band gain of the antenna is 3.4 dBi.

Note 1: The frequency is fundamental signal which can be ignored.

Note 2: Which frequency is not within a restricted band, and its limit line is 20dB below the highest emission level.

Note 3: Average measurement was not performed if peak level went lower than the average limit.

Note 4: The harmonic (2th ,3th , 4th,…etc.) and other spurious are not reported, because those levels are lower than average limit line and background noise

Band I 11a CH44

Frequency (MHz)	Value (dBm)	Ground Reflection Factor (dB)	D (m)	Max gain (dBi)	Detector	E (dBμV/m)	Limit (dBμV/m)	Margin (dB)	Remark	Verdict
7859.3	-46.86	0	3	3.4	PK	51.80	87.13	35.33	Note 2	PASS
	N/A		3	3.4	AV	N/A	67.13	N/A	Note 3	PASS
16329.2	-42.55	0	3	3.4	PK	56.11	87.13	31.02	Note 2	PASS
	N/A		3	3.4	AV	N/A	67.13	N/A	Note 3	PASS
5219.9	8.47	0	3	3.4	PK	107.13	N/A	N/A	Note 1	N/A
	-16.38		3	3.4	AV	82.28	N/A	N/A		N/A

Test Plots

Band I 11a CH44, SPURIOUS 1 GHz ~ 25 GHz

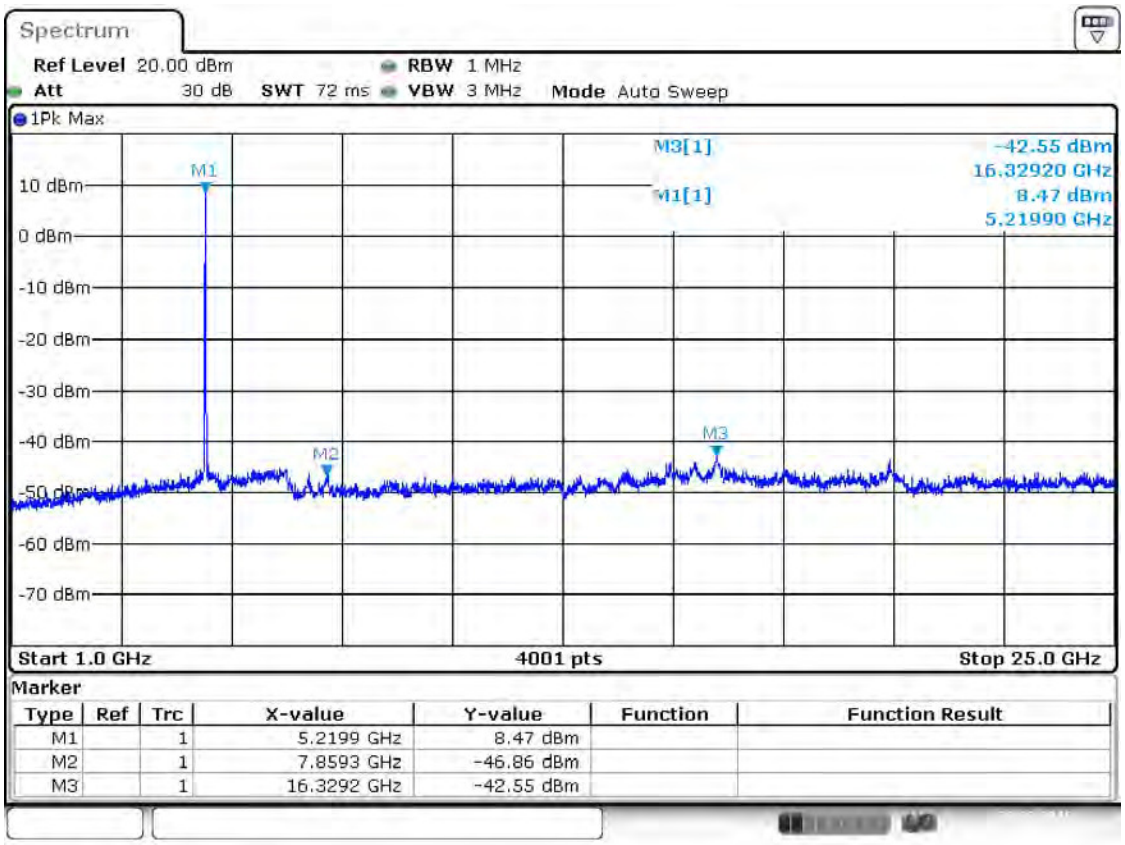

Date: 22.FEB.2016 16:34:18

The EIRP based on the measured conducted power, the upper bound on antenna gain for a device with a single RF output shall be selected as the maximum in-band gain of the antenna across all operating bands, or 2dBi, whichever is greater.

And the maximum in-band gain of the antenna is 3.4dBi.

Note 1: The frequency is fundamental signal which can be ignored.

Note 2: Which frequency is not within a restricted band, and its limit line is 20dB below the highest emission level.

Note 3: Average measurement was not performed if peak level went lower than the average limit.

Note 4: The harmonic (2th ,3th , 4th,…etc.) and other spurious are not reported, because those levels are lower than average limit line and background noise

Band I 11a CH48

Frequency (MHz)	Value (dBm)	Ground Reflection Factor (dB)	D (m)	Max gain (dBi)	Detector	E (dBμV/m)	Limit (dBμV/m)	Margin (dB)	Remark	Verdict
7871.3	-47.36	0	3	3.4	PK	51.30	87.12	35.82	Note 2	PASS
	N/A		3	3.4	AV	N/A	67.12	N/A	Note 3	PASS
20120.2	-46.77	0	3	3.4	PK	51.89	74.00	22.11	--	PASS
	N/A		3	3.4	AV	N/A	54.00	N/A	Note 3	PASS
5243.9	8.46	0	3	3.4	PK	107.12	N/A	N/A	Note 1	N/A
	-16.39		3	3.4	AV	82.27	N/A	N/A		N/A

Test Plots

Band I 11a CH48, SPURIOUS 1 GHz ~ 25 GHz

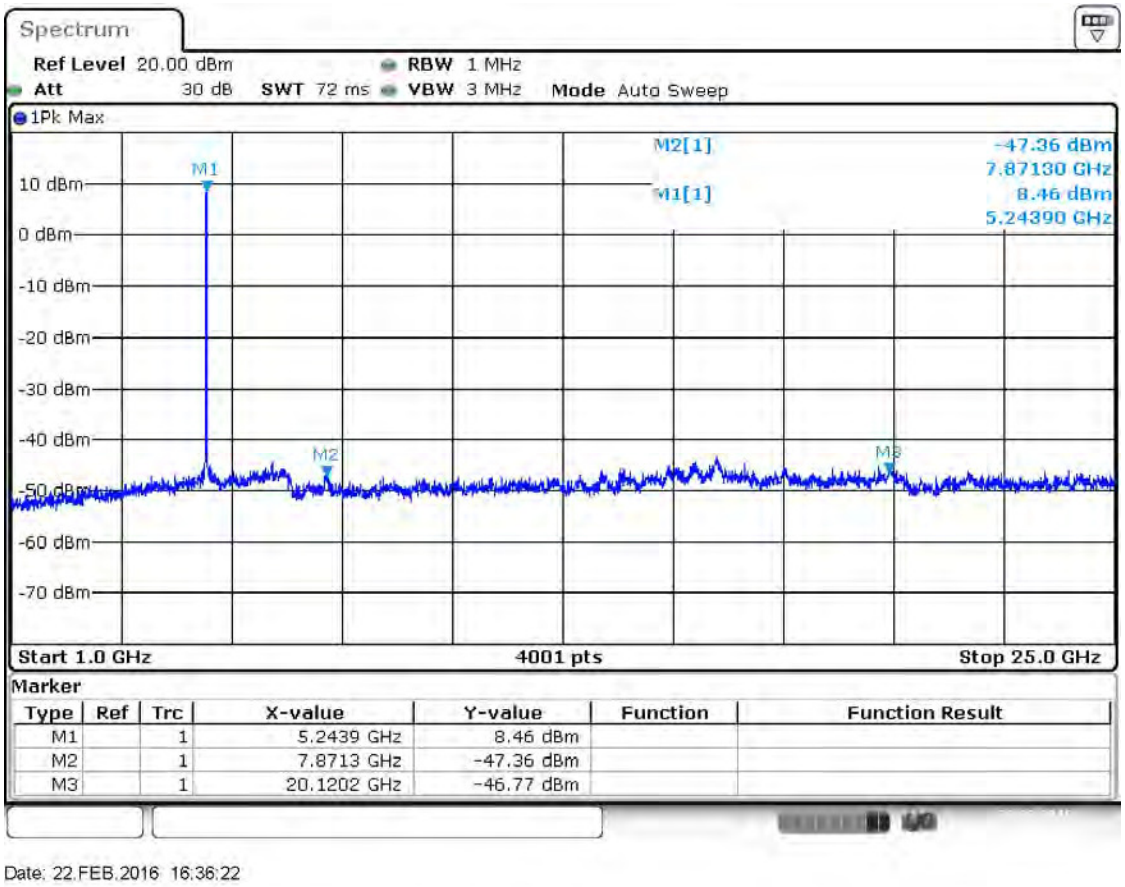

The EIRP based on the measured conducted power, the upper bound on antenna gain for a device with a single RF output shall be selected as the maximum in-band gain of the antenna across all operating bands, or 2dBi, whichever is greater.

And the maximum in-band gain of the antenna is 3.4 dBi.

Note 1: The frequency is fundamental signal which can be ignored.

Note 2: Which frequency is not within a restricted band, and its limit line is 20dB below the highest emission level.

Note 3: Average measurement was not performed if peak level went lower than the average limit.

Note 4: The harmonic (2th ,3th , 4th,…etc.) and other spurious are not reported, because those levels are lower than average limit line and background noise

Band I 11n(HT20) CH36

Frequency (MHz)	Value (dBm)	Ground Reflection Factor (dB)	D (m)	Max gain (dBi)	Detector	E (dBμV/m)	Limit (dBμV/m)	Margin (dB)	Remark	Verdict
9496.9	-50.46	0	3	3.4	PK	48.20	74.00	25.80	--	PASS
	N/A		3	3.4	AV	N/A	54.00	N/A	Note 3	PASS
16323.2	-44.11	0	3	3.4	PK	54.55	87.40	32.85	Note 2	PASS
	N/A		3	3.4	AV	N/A	67.40	N/A	Note 3	PASS
5184	8.74	0	3	3.4	PK	107.40	N/A	N/A	Note 1	N/A
	-16.11		3	3.4	AV	82.55	N/A	N/A		N/A

Test Plots

Band I 11n(HT20) CH36, SPURIOUS 1 GHz ~ 25 GHz

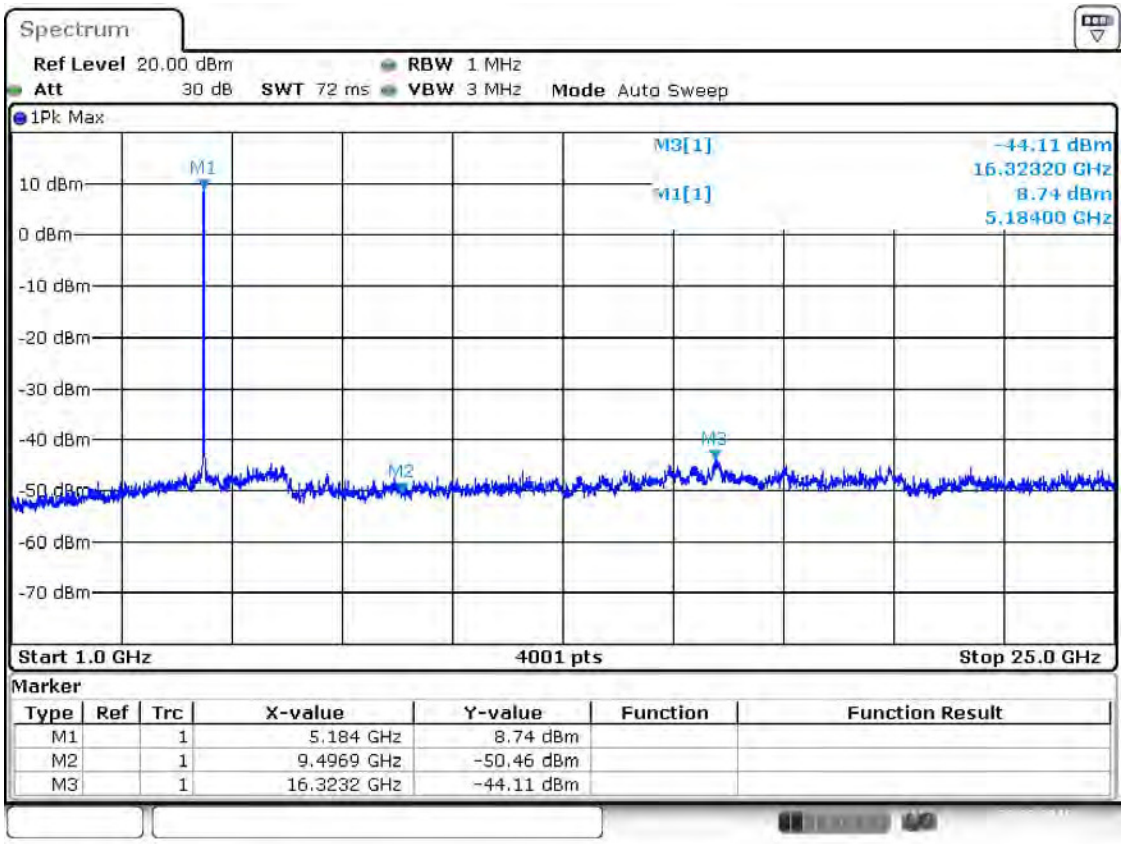

Date: 22.FEB.2016 17:07:33

The EIRP based on the measured conducted power, the upper bound on antenna gain for a device with a single RF output shall be selected as the maximum in-band gain of the antenna across all operating bands, or 2dBi, whichever is greater.

And the maximum in-band gain of the antenna is 3.4 dBi.

Note 1: The frequency is fundamental signal which can be ignored.

Note 2: Which frequency is not within a restricted band, and its limit line is 20dB below the highest emission level.

Note 3: Average measurement was not performed if peak level went lower than the average limit.

Note 4: The harmonic (2th ,3th , 4th,…etc.) and other spurious are not reported, because those levels are lower than average limit line and background noise

Band I 11n(HT20) CH44

Frequency (MHz)	Value (dBm)	Ground Reflection Factor (dB)	D (m)	Max gain (dBi)	Detector	E (dBμV/m)	Limit (dBμV/m)	Margin (dB)	Remark	Verdict
7865.3	-45.8	0	3	3.4	PK	52.86	87.96	35.10	Note 2	PASS
	N/A		3	3.4	AV	N/A	67.96	N/A	Note 3	PASS
16323.2	-43.25	0	3	3.4	PK	55.41	87.96	32.55	Note 2	PASS
	N/A		3	3.4	AV	N/A	67.96	N/A	Note 3	PASS
5219.9	9.3	0	3	3.4	PK	107.96	N/A	N/A	Note 1	N/A
	-15.55		3	3.4	AV	83.11	N/A	N/A		N/A

Test Plots

Band I 11n(HT20) CH44, SPURIOUS 1 GHz ~ 25 GHz

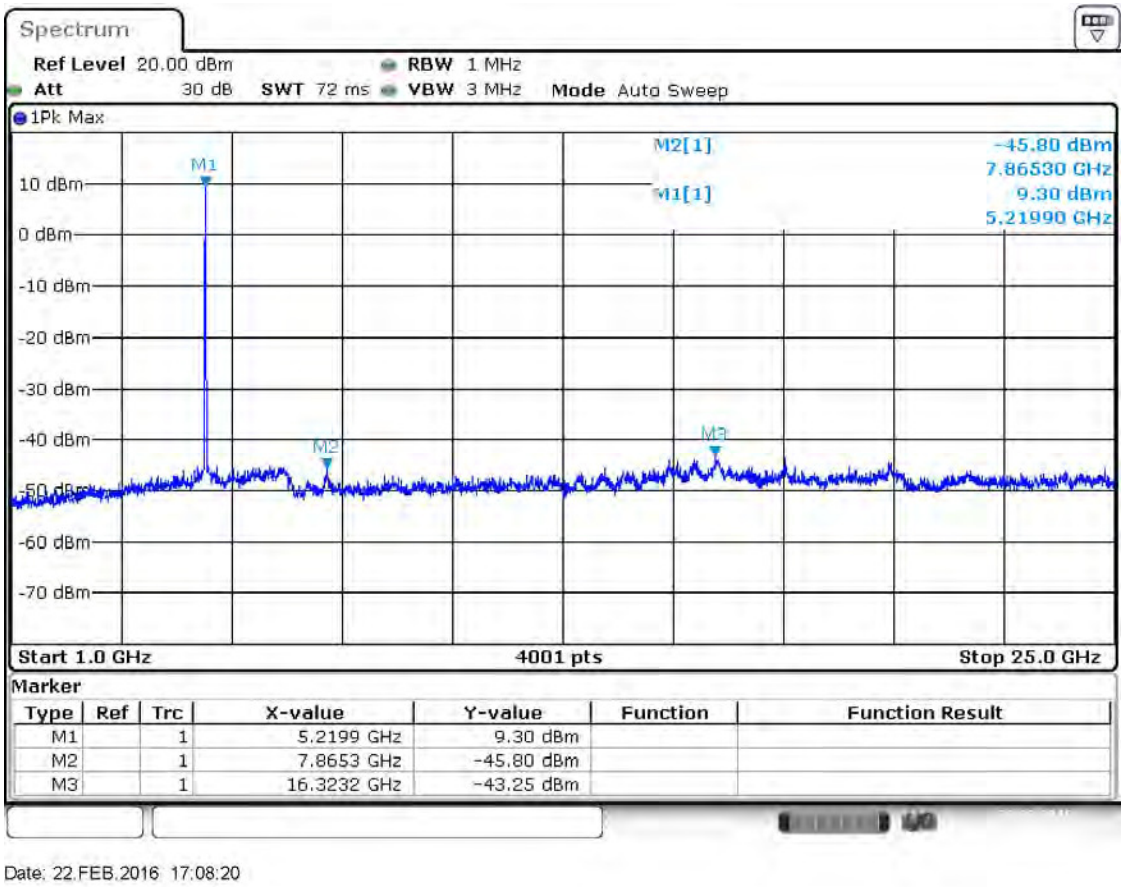

Date: 22.FEB.2016 17:08:20

The EIRP based on the measured conducted power, the upper bound on antenna gain for a device with a single RF output shall be selected as the maximum in-band gain of the antenna across all operating bands, or 2dBi, whichever is greater.

And the maximum in-band gain of the antenna is 3.4dBi.

Note 1: The frequency is fundamental signal which can be ignored.

Note 2: Which frequency is not within a restricted band, and its limit line is 20dB below the highest emission level.

Note 3: Average measurement was not performed if peak level went lower than the average limit.

Note 4: The harmonic (3th ,4th , 5th,…etc.) and other spurious are not reported, because those levels are lower than average limit line and background noise

Band I 11n(HT20) CH48

Frequency (MHz)	Value (dBm)	Ground Reflection Factor (dB)	D (m)	Max gain (dBi)	Detector	E (dBμV/m)	Limit (dBμV/m)	Margin (dB)	Remark	Verdict
7895.3	-49.21	0	3	3.4	PK	49.45	87.80	38.35	Note 2	PASS
	N/A		3	3.4	AV	N/A	67.80	N/A	Note 3	PASS
15849.3	-44.99	0	3	3.4	PK	53.67	74.00	20.33	--	PASS
	-69.84		3	3.4	AV	28.82	54.00	25.18	--	PASS
5243.9	9.14	0	3	3.4	PK	107.80	N/A	N/A	Note 1	N/A
	-15.71		3	3.4	AV	82.95	N/A	N/A		N/A

Test Plots

Band I 11n(HT20) CH48, SPURIOUS 1 GHz ~ 25 GHz

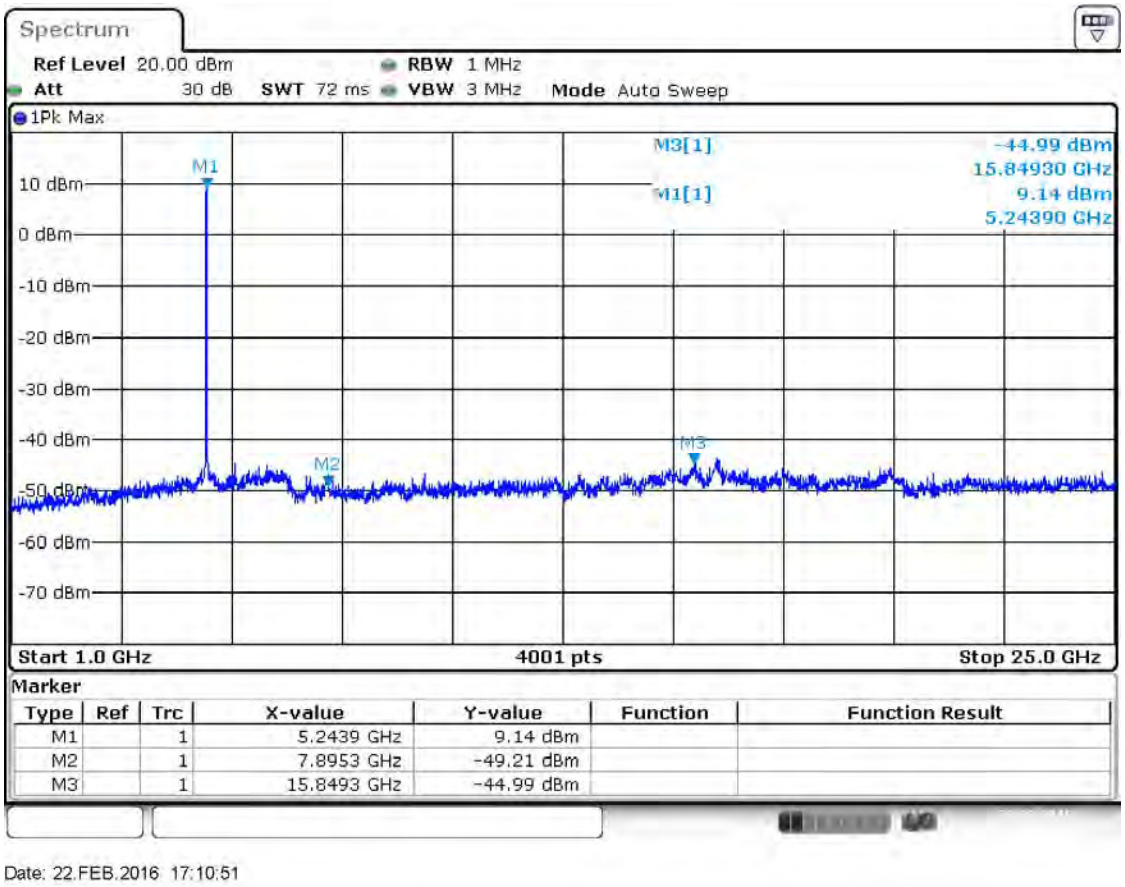

The EIRP based on the measured conducted power, the upper bound on antenna gain for a device with a single RF output shall be selected as the maximum in-band gain of the antenna across all operating bands, or 2dBi, whichever is greater.

And the maximum in-band gain of the antenna is 3.4 dBi.

Note 1: The frequency is fundamental signal which can be ignored.

Note 2: Which frequency is not within a restricted band, and its limit line is 20dB below the highest emission level.

Note 3: Average measurement was not performed if peak level went lower than the average limit.

Note 4: The harmonic (2th ,3th , 4th,…etc.) and other spurious are not reported, because those levels are lower than average limit line and background noise

Band I 11n(HT40) CH38

Frequency (MHz)	Value (dBm)	Ground Reflection Factor (dB)	D (m)	Max gain (dBi)	Detector	E (dBμV/m)	Limit (dBμV/m)	Margin (dB)	Remark	Verdict
9292.9	-48.9	0	3	3.4	PK	49.76	86.00	36.24	Note 2	PASS
	N/A		3	3.4	AV	N/A	66.00	N/A	Note 3	PASS
16371.2	-45.4	0	3	3.4	PK	53.26	86.00	32.74	Note 2	PASS
	N/A		3	3.4	AV	N/A	66.00	N/A	Note 3	PASS
5190	7.34	0	3	3.4	PK	106.00	N/A	N/A	Note 1	N/A
	-17.51		3	3.4	AV	81.15	N/A	N/A		N/A

Test Plots

Band I 11n(HT40) CH38, SPURIOUS 1 GHz ~ 25 GHz

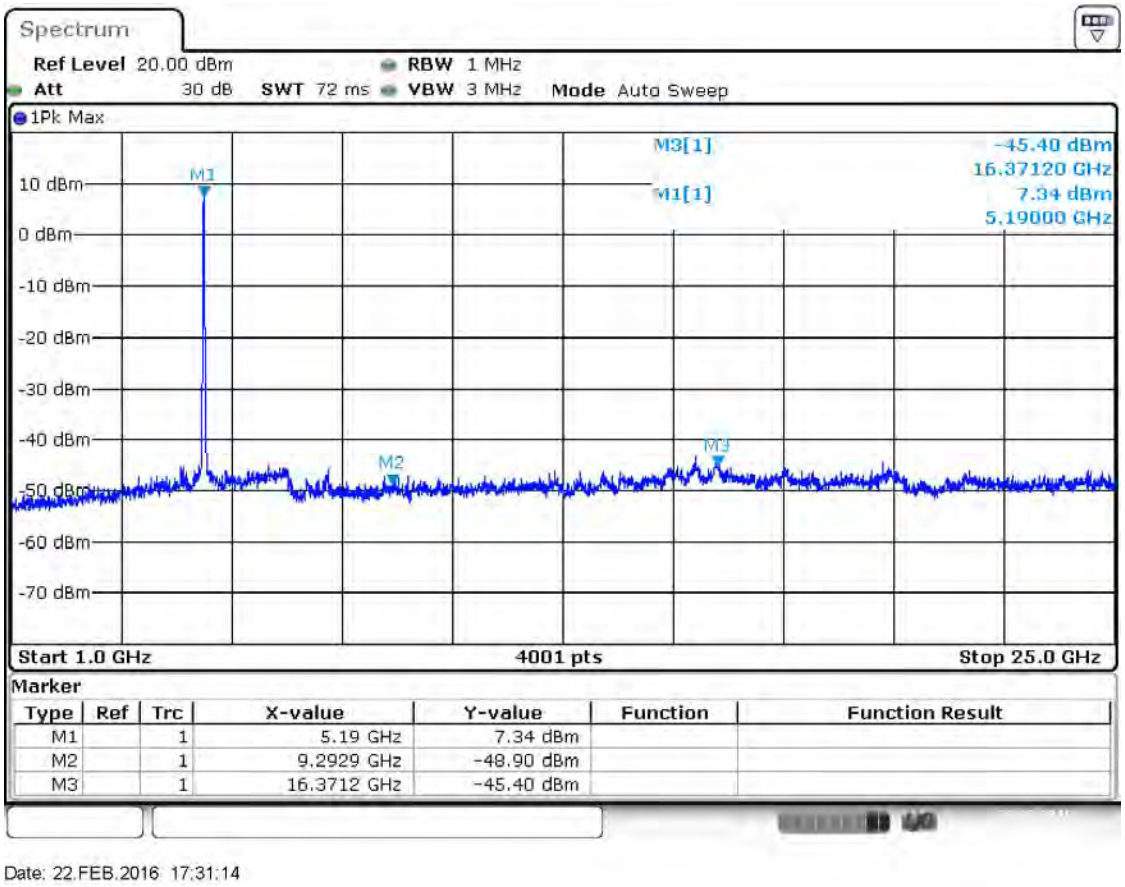

Date: 22.FEB.2016 17:31:14

The EIRP based on the measured conducted power, the upper bound on antenna gain for a device with a single RF output shall be selected as the maximum in-band gain of the antenna across all operating bands, or 2dBi, whichever is greater.

And the maximum in-band gain of the antenna is 3.4 dBi.

Note 1: The frequency is fundamental signal which can be ignored.

Note 2: Which frequency is not within a restricted band, and its limit line is 20dB below the highest emission level.

Note 3: Average measurement was not performed if peak level went lower than the average limit.

Note 4: The harmonic (2th ,3th , 4th,…etc.) and other spurious are not reported, because those levels are lower than average limit line and background noise

Band I 11n(HT40) CH46

Frequency (MHz)	Value (dBm)	Ground Reflection Factor (dB)	D (m)	Max gain (dBi)	Detector	E (dBμV/m)	Limit (dBμV/m)	Margin (dB)	Remark	Verdict
7883.3	-46.32	0	3	3.4	PK	52.34	86.33	33.99	Note 2	PASS
	N/A		3	3.4	AV	N/A	66.33	N/A	Note 3	PASS
16317.2	-44.02	0	3	3.4	PK	54.64	86.33	31.69	Note 2	PASS
	N/A		3	3.4	AV	N/A	66.33	N/A	Note 3	PASS
5231.9	7.67	0	3	3.4	PK	106.33	N/A	N/A	Note 1	N/A
	-17.18		3	3.4	AV	81.48	N/A	N/A		N/A

Test Plots

Band I 11n(HT40) CH46, SPURIOUS 1 GHz ~ 25 GHz

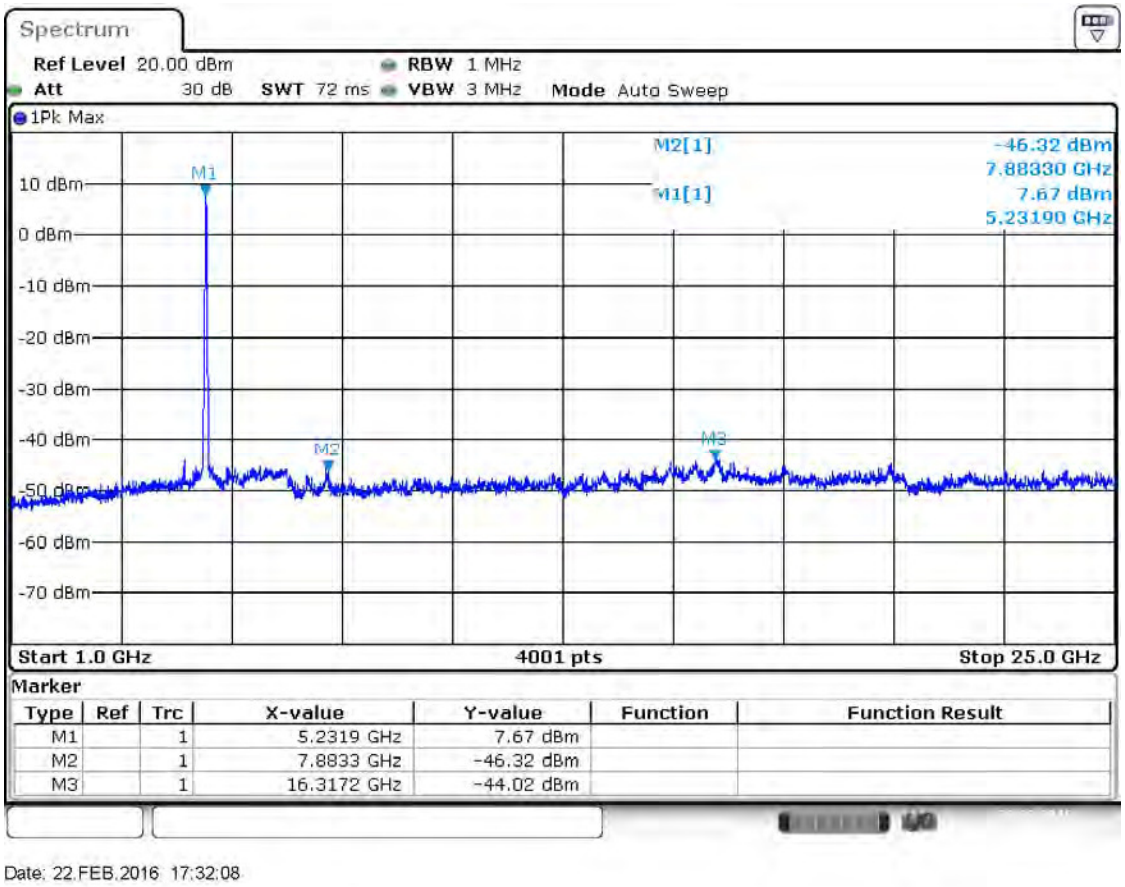

Date: 22.FEB.2016 17:32:08

The EIRP based on the measured conducted power, the upper bound on antenna gain for a device with a single RF output shall be selected as the maximum in-band gain of the antenna across all operating bands, or 2dBi, whichever is greater.

And the maximum in-band gain of the antenna is 3.4 dBi.

Note 1: The frequency is fundamental signal which can be ignored.

Note 2: Which frequency is not within a restricted band, and its limit line is 20dB below the highest emission level.

Note 3: Average measurement was not performed if peak level went lower than the average limit.

Note 4: The harmonic (2th ,3th , 4th,…etc.) and other spurious are not reported, because those levels are lower than average limit line and background noise

Band I 11ac(HT20) CH36

Frequency (MHz)	Value (dBm)	Ground Reflection Factor (dB)	D (m)	Max gain (dBi)	Detector	E (dBμV/m)	Limit (dBμV/m)	Margin (dB)	Remark	Verdict
7859.3	-47.21	0	3	3.4	PK	51.45	88.02	36.57	Note 2	PASS
	N/A		3	3.4	AV	N/A	68.02	N/A	Note 3	PASS
16329.2	-43.8	0	3	3.4	PK	54.86	88.02	33.16	Note 2	PASS
	N/A		3	3.4	AV	N/A	68.02	N/A	Note 3	PASS
5178	9.36	0	3	3.4	PK	108.02	N/A	N/A	Note 1	N/A
	-15.49		3	3.4	AV	83.17	N/A	N/A		N/A

Test Plots

Band I 11ac(HT20) CH36, SPURIOUS 1 GHz ~ 25 GHz

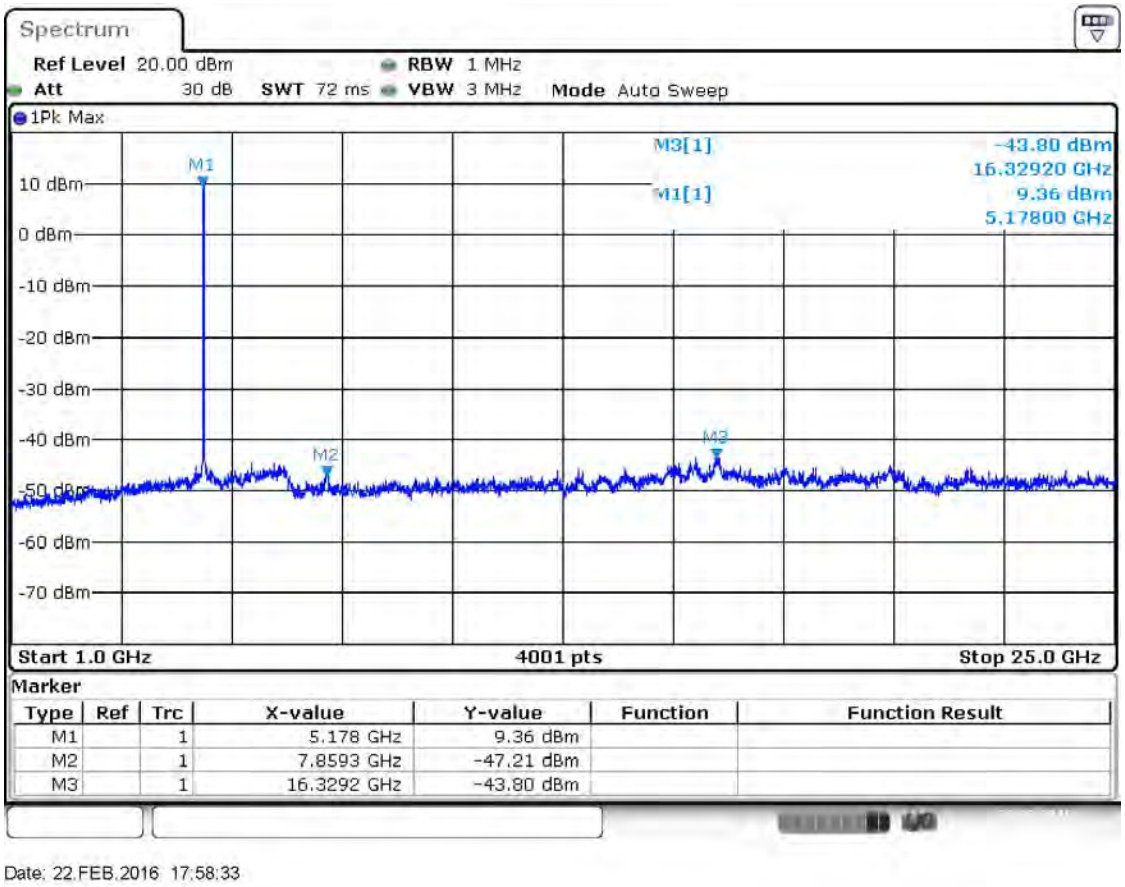

The EIRP based on the measured conducted power, the upper bound on antenna gain for a device with a single RF output shall be selected as the maximum in-band gain of the antenna across all operating bands, or 2dBi, whichever is greater.

And the maximum in-band gain of the antenna is 3.4 dBi.

Note 1: The frequency is fundamental signal which can be ignored.

Note 2: Which frequency is not within a restricted band, and its limit line is 20dB below the highest emission level.

Note 3: Average measurement was not performed if peak level went lower than the average limit.

Note 4: The harmonic (2th ,3th , 4th,…etc.) and other spurious are not reported, because those levels are lower than average limit line and background noise

Band I 11ac(HT20) CH44

Frequency (MHz)	Value (dBm)	Ground Reflection Factor (dB)	D (m)	Max gain (dBi)	Detector	E (dBμV/m)	Limit (dBμV/m)	Margin (dB)	Remark	Verdict
7859.3	-46.39	0	3	3.4	PK	52.27	87.32	35.05	Note 2	PASS
	N/A		3	3.4	AV	N/A	67.32	N/A	Note 3	PASS
17654.8	-49	0	3	3.4	PK	49.66	87.32	37.66	Note 2	PASS
	N/A		3	3.4	AV	N/A	67.32	N/A	Note 3	PASS
5219.9	8.66	0	3	3.4	PK	107.32	N/A	N/A	Note 1	N/A
	-16.19		3	3.4	AV	82.47	N/A	N/A		N/A

Test Plots

Band I 11ac(HT20) CH44, SPURIOUS 1 GHz ~ 25 GHz

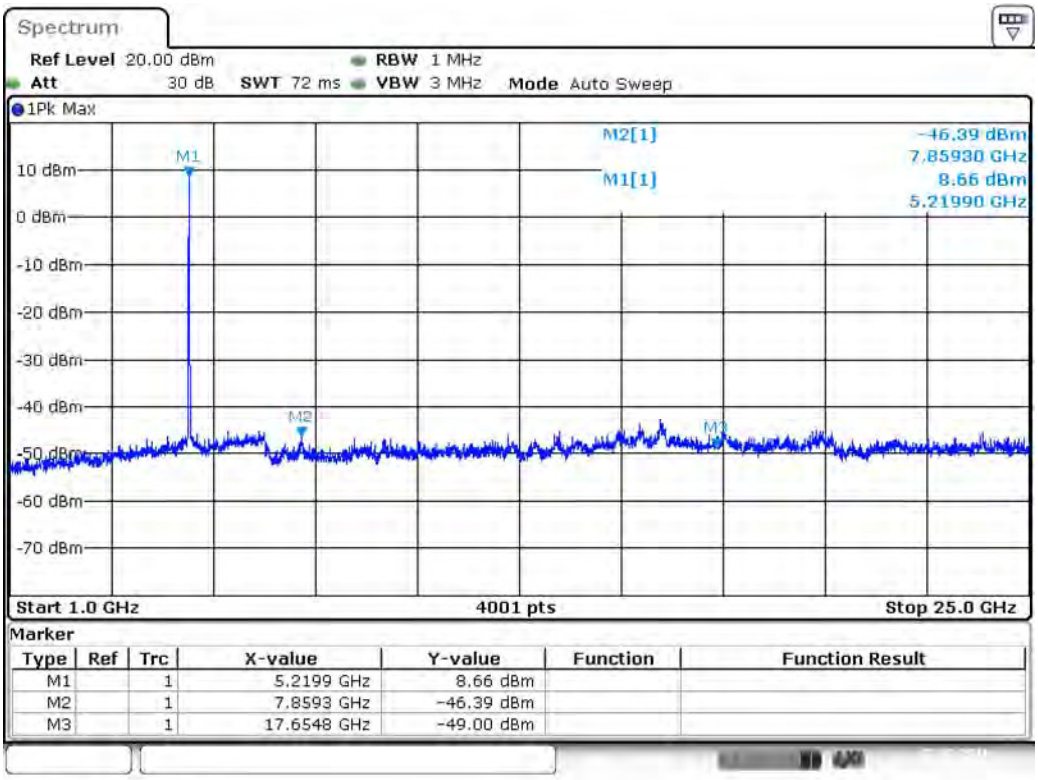

Date: 22.FEB.2016 18:00:33

The EIRP based on the measured conducted power, the upper bound on antenna gain for a device with a single RF output shall be selected as the maximum in-band gain of the antenna across all operating bands, or 2dBi, whichever is greater.

And the maximum in-band gain of the antenna is 3.4 dBi.

Note 1: The frequency is fundamental signal which can be ignored.

Note 2: Which frequency is not within a restricted band, and its limit line is 20dB below the highest emission level.

Note 3: Average measurement was not performed if peak level went lower than the average limit.

Note 4: The harmonic (2th ,3th , 4th,…etc.) and other spurious are not reported, because those levels are lower than average limit line and background noise

Band I 11ac(HT20) CH48

Frequency (MHz)	Value (dBm)	Ground Reflection Factor (dB)	D (m)	Max gain (dBi)	Detector	E (dBμV/m)	Limit (dBμV/m)	Margin (dB)	Remark	Verdict
9466.9	-48.04	0	3	3.4	PK	50.62	74.00	23.38	--	PASS
	N/A		3	3.4	AV	N/A	54.00	N/A	Note 3	PASS
163112	-43.35	0	3	3.4	PK	55.31	88.47	33.16	Note 2	PASS
	N/A		3	3.4	AV	N/A	68.47	N/A	Note 3	PASS
5237.9	9.81	0	3	3.4	PK	108.47	N/A	N/A	Note 1	N/A
	-15.04		3	3.4	AV	83.62	N/A	N/A		N/A

Test Plots

Band I 11ac(HT20) CH48, SPURIOUS 1 GHz ~ 25 GHz

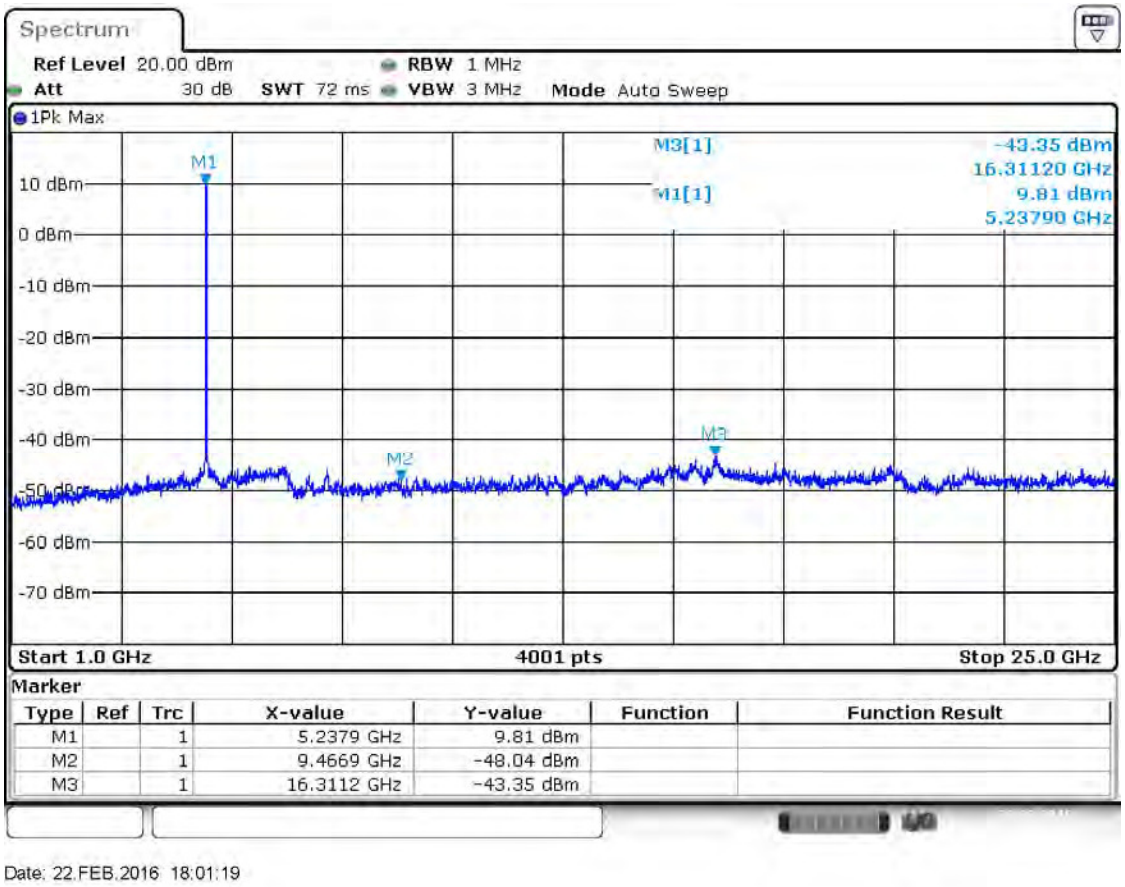

The EIRP based on the measured conducted power, the upper bound on antenna gain for a device with a single RF output shall be selected as the maximum in-band gain of the antenna across all operating bands, or 2dBi, whichever is greater.

And the maximum in-band gain of the antenna is 3.4dBi.

Note 1: The frequency is fundamental signal which can be ignored.

Note 2: Which frequency is not within a restricted band, and its limit line is 20dB below the highest emission level.

Note 3: Average measurement was not performed if peak level went lower than the average limit.

Note 4: The harmonic (2th ,3th , 4th,…etc.) and other spurious are not reported, because those levels are lower than average limit line and background noise

Band I 11ac(HT40) CH38

Frequency (MHz)	Value (dBm)	Ground Reflection Factor (dB)	D (m)	Max gain (dBi)	Detector	E (dBμV/m)	Limit (dBμV/m)	Margin (dB)	Remark	Verdict
7859.3	-47.72	0	3	3.4	PK	50.94	85.61	34.67	Note 2	PASS
	N/A		3	3.4	AV	N/A	65.61	N/A	Note 3	PASS
20144.2	-48.13	0	3	3.4	PK	50.53	74.00	23.47	--	PASS
	N/A		3	3.4	AV	N/A	54.00	N/A	Note 3	PASS
5196	6.95	0	3	3.4	PK	105.61	N/A	N/A	Note 1	N/A
	-17.90		3	3.4	AV	80.76	N/A	N/A		N/A

Test Plots

Band I 11ac(HT40) CH38, SPURIOUS 1 GHz ~ 25 GHz

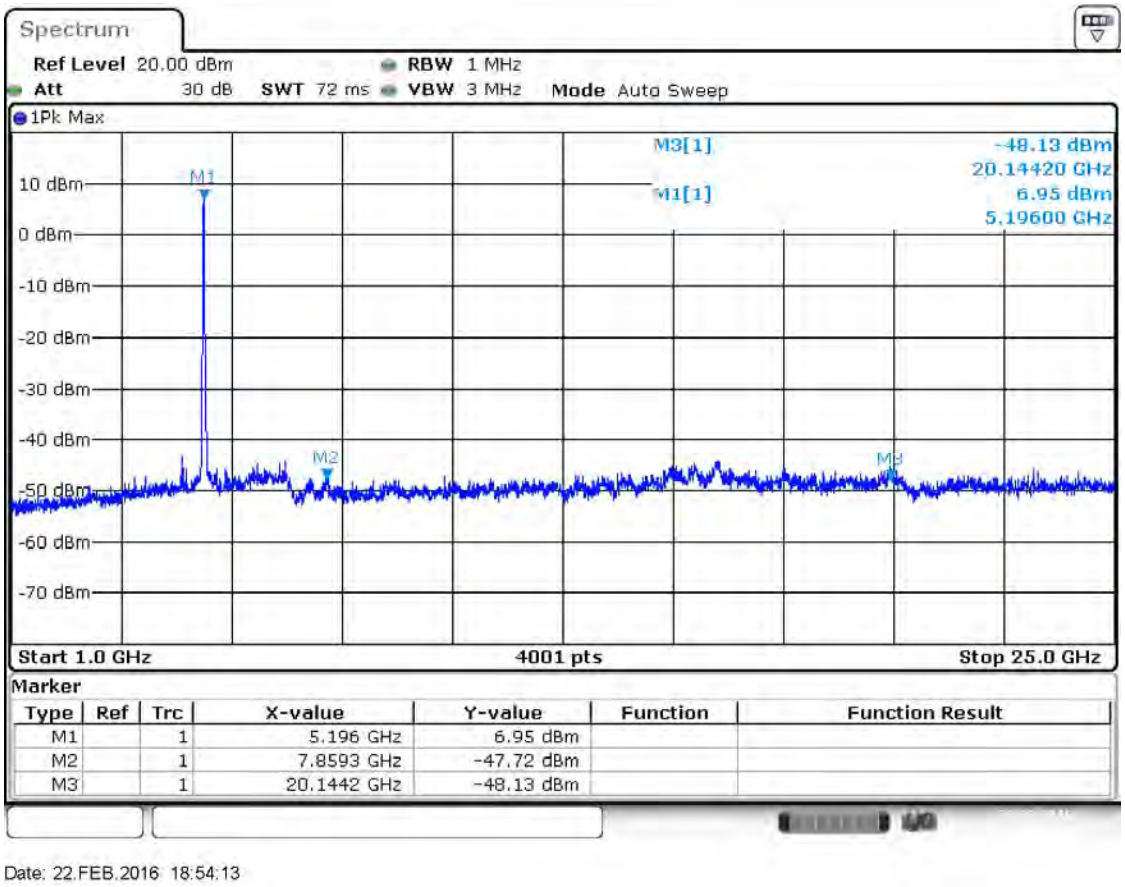

Date: 22.FEB.2016 18:54:13

The EIRP based on the measured conducted power, the upper bound on antenna gain for a device with a single RF output shall be selected as the maximum in-band gain of the antenna across all operating bands, or 2dBi, whichever is greater.

And the maximum in-band gain of the antenna is 3.4 dBi.

Note 1: The frequency is fundamental signal which can be ignored.

Note 2: Which frequency is not within a restricted band, and its limit line is 20dB below the highest emission level.

Note 3: Average measurement was not performed if peak level went lower than the average limit.

Note 4: The harmonic (2th ,3th , 4th,…etc.) and other spurious are not reported, because those levels are lower than average limit line and background noise

Band I 11ac(HT40) CH46

Frequency (MHz)	Value (dBm)	Ground Reflection Factor (dB)	D (m)	Max gain (dBi)	Detector	E (dBμV/m)	Limit (dBμV/m)	Margin (dB)	Remark	Verdict
7883.3	-46.7	0	3	3.4	PK	51.96	87.88	35.92	Note 2	PASS
	N/A		3	3.4	AV	N/A	67.88	N/A	Note 3	PASS
20306.2	-45.49	0	3	3.4	PK	53.17	74.00	20.83	--	PASS
	N/A		3	3.4	AV	N/A	54.00	N/A	Note 3	PASS
5225.9	9.22	0	3	3.4	PK	107.88	N/A	N/A	Note 1	N/A
	-15.63		3	3.4	AV	83.03	N/A	N/A		N/A

Test Plots

Band I 11ac(HT40) CH46, SPURIOUS 1 GHz ~ 25 GHz

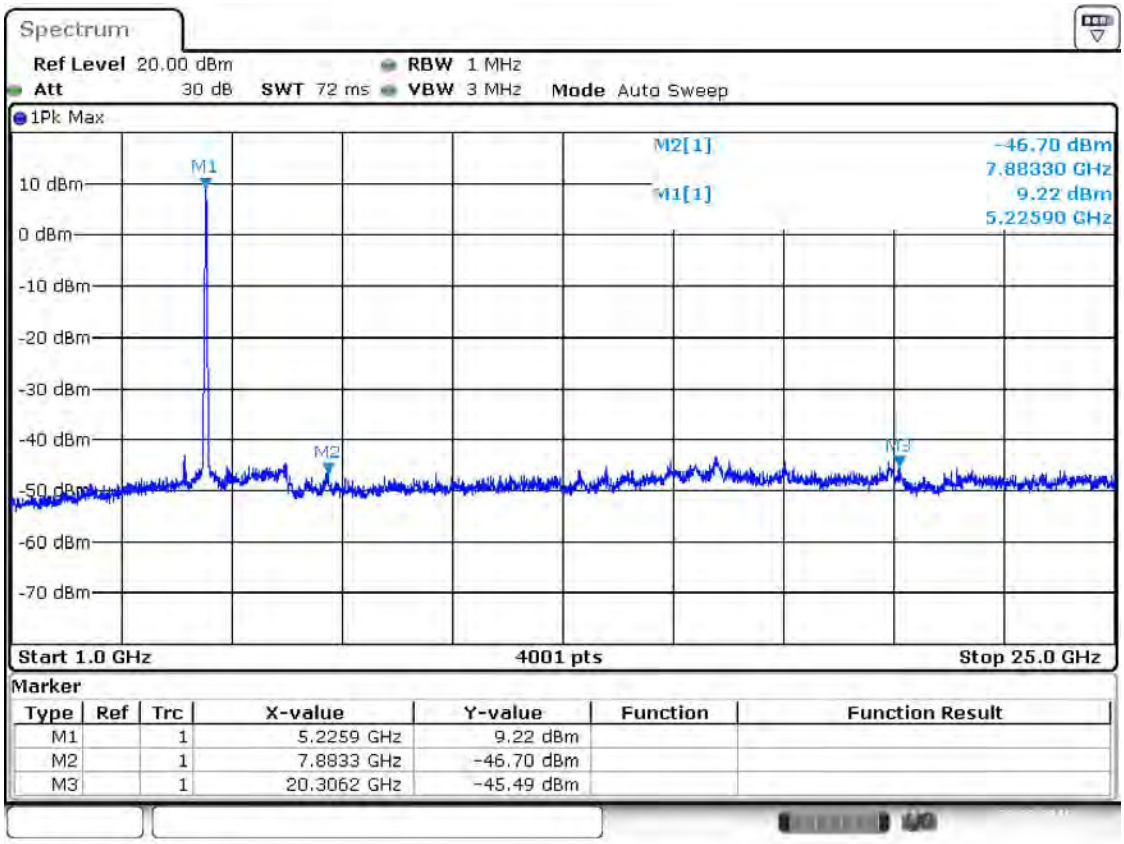

Date: 22.FEB.2016 18:55:12

The EIRP based on the measured conducted power, the upper bound on antenna gain for a device with a single RF output shall be selected as the maximum in-band gain of the antenna across all operating bands, or 2dBi, whichever is greater.

And the maximum in-band gain of the antenna is 3.4 dBi.

Note 1: The frequency is fundamental signal which can be ignored.

Note 2: Which frequency is not within a restricted band, and its limit line is 20dB below the highest emission level.

Note 3: Average measurement was not performed if peak level went lower than the average limit.

Note 4: The harmonic (2th ,3th , 4th,…etc.) and other spurious are not reported, because those levels are lower than average limit line and background noise

Band I 11ac(HT80) CH42

Frequency (MHz)	Value (dBm)	Ground Reflection Factor (dB)	D (m)	Max gain (dBi)	Detector	E (dBμV/m)	Limit (dBμV/m)	Margin (dB)	Remark	Verdict
9262.9	-47.12	0	3	3.4	PK	51.54	83.29	31.75	Note 2	PASS
	N/A		3	3.4	AV	N/A	63.29	N/A	Note 3	PASS
16359.2	-45.12	0	3	3.4	PK	53.54	83.29	29.75	Note 2	PASS
	N/A		3	3.4	AV	N/A	63.29	N/A	Note 3	PASS
5207.9	4.63	0	3	3.4	PK	103.29	N/A	N/A	Note 1	N/A
	-20.22		3	3.4	AV	78.44	N/A	N/A		N/A

Test Plots

Band I 11ac(HT80) CH42, SPURIOUS 1 GHz ~ 25 GHz

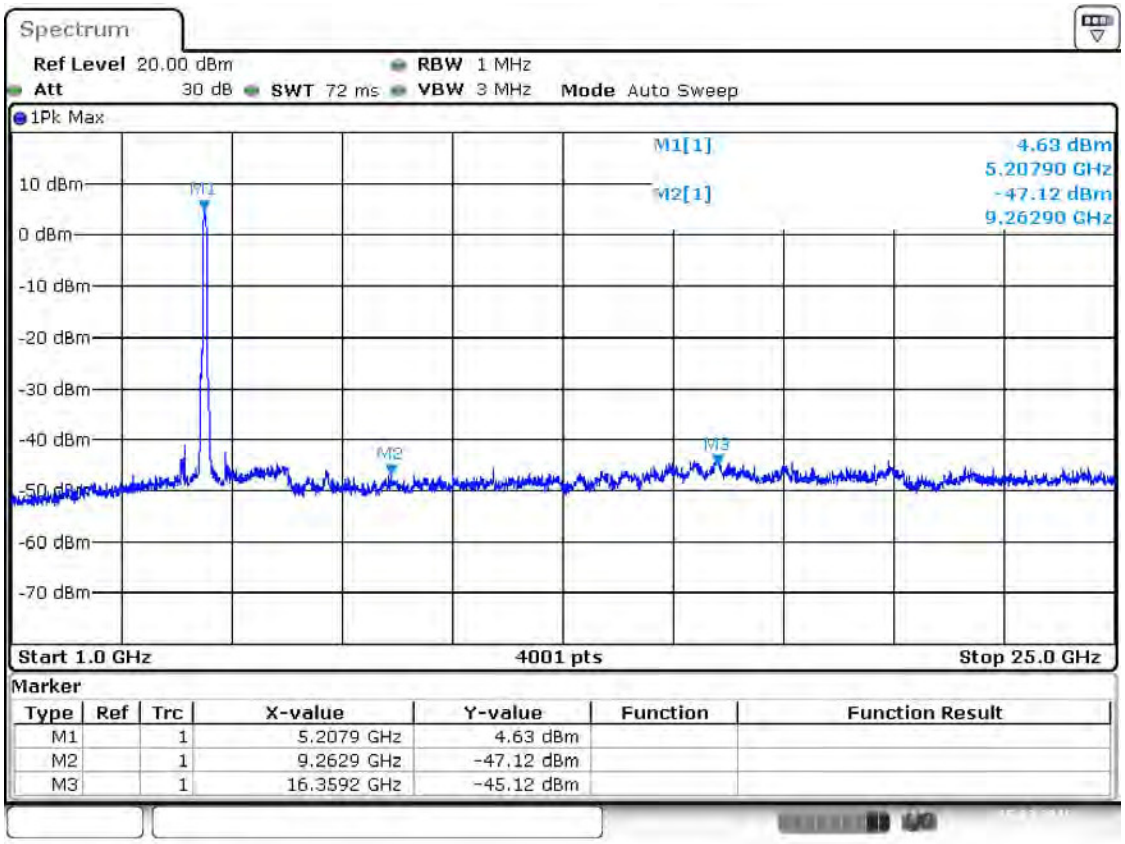

Date: 5.MAR.2016 14:54:22

The EIRP based on the measured conducted power, the upper bound on antenna gain for a device with a single RF output shall be selected as the maximum in-band gain of the antenna across all operating bands, or 2dBi, whichever is greater.

And the maximum in-band gain of the antenna is 3.2dBi.

Note 1: The frequency is fundamental signal which can be ignored.

Note 2: Which frequency is not within a restricted band, and its limit line is 20dB below the highest emission level.

Note 3: Average measurement was not performed if peak level went lower than the average limit.

Note 4: The harmonic (2th ,3th , 4th,…etc.) and other spurious are not reported, because those levels are lower than average limit line and background noise

Band II 11a CH52

Frequency (MHz)	Value (dBm)	Ground Reflection Factor (dB)	D (m)	Max gain (dBi)	Detector	E (dBμV/m)	Limit (dBμV/m)	Margin (dB)	Remark	Verdict
7883.3	-46.86	0	3	3.2	PK	51.60	87.16	35.56	Note 2	PASS
	N/A		3	3.2	AV	N/A	67.16	N/A	Note 3	PASS
16329.2	-43.6	0	3	3.2	PK	54.86	87.16	32.30	Note 2	PASS
	N/A		3	3.2	AV	N/A	67.16	N/A	Note 3	PASS
5261.9	8.7	0	3	3.2	PK	107.16	N/A	N/A	Note 1	N/A
	-16.15		3	3.2	AV	82.31	N/A	N/A		N/A

Test Plots

Band II 11a CH52, SPURIOUS 1 GHz ~ 25 GHz

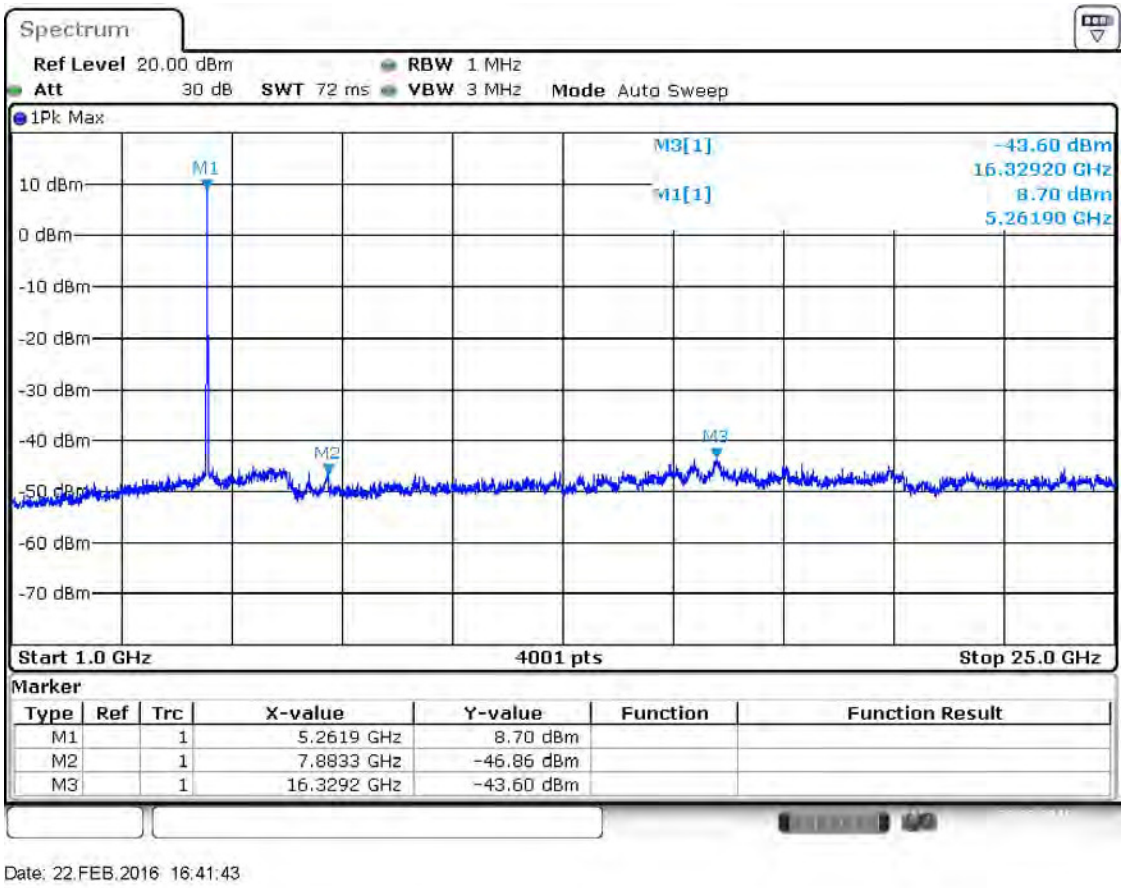

Date: 22.FEB.2016 16:41:43

The EIRP based on the measured conducted power, the upper bound on antenna gain for a device with a single RF output shall be selected as the maximum in-band gain of the antenna across all operating bands, or 2dBi, whichever is greater.

And the maximum in-band gain of the antenna is 3.2dBi.

Note 1: The frequency is fundamental signal which can be ignored.

Note 2: Which frequency is not within a restricted band, and its limit line is 20dB below the highest emission level.

Note 3: Average measurement was not performed if peak level went lower than the average limit.

Note 4: The harmonic (2th ,3th , 4th,…etc.) and other spurious are not reported, because those levels are lower than average limit line and background noise

Band II 11a CH56

Frequency (MHz)	Value (dBm)	Ground Reflection Factor (dB)	D (m)	Max gain (dBi)	Detector	E (dBμV/m)	Limit (dBμV/m)	Margin (dB)	Remark	Verdict
7871.3	-47.53	0	3	3.2	PK	50.93	88.19	37.26	Note 2	PASS
	N/A		3	3.2	AV	N/A	68.19	N/A	Note 3	PASS
16335.2	-43.87	0	3	3.2	PK	54.59	88.19	33.60	Note 2	PASS
	N/A		3	3.2	AV	N/A	68.19	N/A	Note 3	PASS
5303.9	9.73	0	3	3.2	PK	108.19	N/A	N/A	Note 1	N/A
	-15.12		3	3.2	AV	83.34	N/A	N/A		N/A

Test Plots

Band II 11a CH60, SPURIOUS 1 GHz ~ 25 GHz

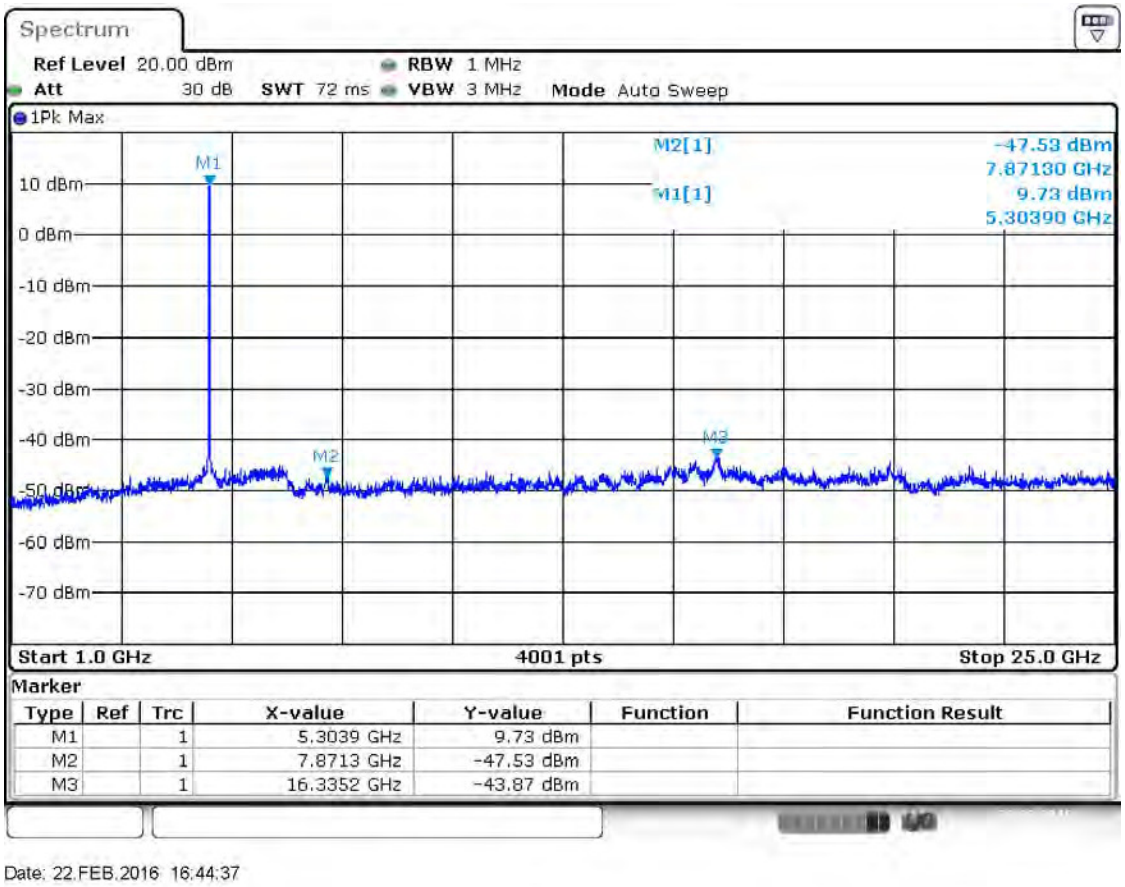

Date: 22.FEB.2016 16:44:37

The EIRP based on the measured conducted power, the upper bound on antenna gain for a device with a single RF output shall be selected as the maximum in-band gain of the antenna across all operating bands, or 2dBi, whichever is greater.

And the maximum in-band gain of the antenna is 3.2 dBi.

Note 1: The frequency is fundamental signal which can be ignored.

Note 2: Which frequency is not within a restricted band, and its limit line is 20dB below the highest emission level.

Note 3: Average measurement was not performed if peak level went lower than the average limit.

Note 4: The harmonic (2th ,3th , 4th,…etc.) and other spurious are not reported, because those levels are lower than average limit line and background noise

Band II 11a CH64

Frequency (MHz)	Value (dBm)	Ground Reflection Factor (dB)	D (m)	Max gain (dBi)	Detector	E (dBμV/m)	Limit (dBμV/m)	Margin (dB)	Remark	Verdict
9113	-47.78	0	3	3.2	PK	50.68	74.00	23.32	--	PASS
	N/A		3	3.2	AV	N/A	54.00	N/A	Note 3	PASS
16377.2	-42.64	0	3	3.2	PK	55.82	87.98	32.16	Note 2	PASS
	N/A		3	3.2	AV	N/A	67.98	N/A	Note 3	PASS
5321.9	9.52	0	3	3.2	PK	107.98	N/A	N/A	Note 1	N/A
	-15.33		3	3.2	AV	83.13	N/A	N/A		N/A

Test Plots

Band II 11a CH64, SPURIOUS 1 GHz ~ 25 GHz

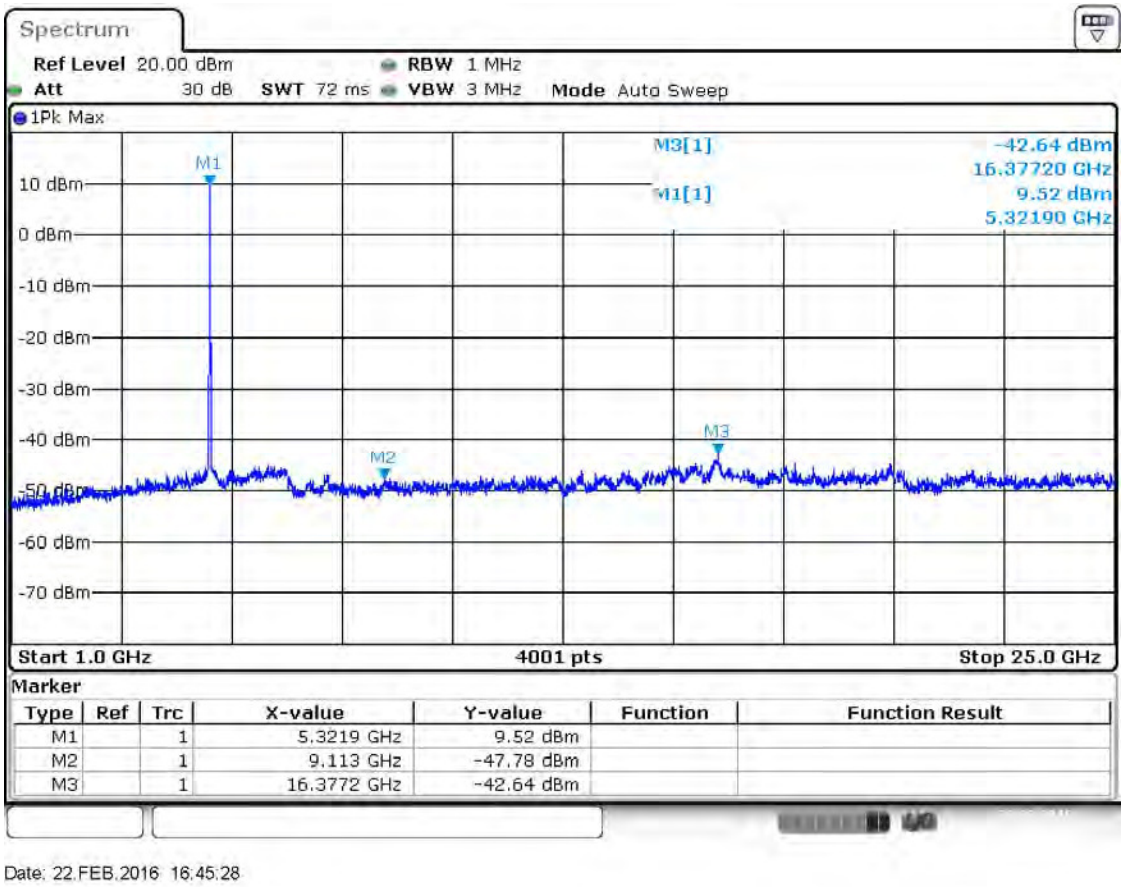

The EIRP based on the measured conducted power, the upper bound on antenna gain for a device with a single RF output shall be selected as the maximum in-band gain of the antenna across all operating bands, or 2dBi, whichever is greater.

And the maximum in-band gain of the antenna is 3.2 dBi.

Note 1: The frequency is fundamental signal which can be ignored.

Note 2: Which frequency is not within a restricted band, and its limit line is 20dB below the highest emission level.

Note 3: Average measurement was not performed if peak level went lower than the average limit.

Note 4: The harmonic (2th ,3th , 4th,…etc.) and other spurious are not reported, because those levels are lower than average limit line and background noise

Band II 11n(HT20) CH52

Frequency (MHz)	Value (dBm)	Ground Reflection Factor (dB)	D (m)	Max gain (dBi)	Detector	E (dBμV/m)	Limit (dBμV/m)	Margin (dB)	Remark	Verdict
9388.9	-47.33	0	3	3.2	PK	51.13	74.00	22.87	--	PASS
	N/A		3	3.2	AV	N/A	54.00	N/A	Note 3	PASS
16383.2	-44.48	0	3	3.2	PK	53.98	87.13	33.15	Note 2	PASS
	N/A		3	3.2	AV	N/A	67.13	N/A	Note 3	PASS
5261.9	8.67	0	3	3.2	PK	107.13	N/A	N/A	Note 1	N/A
	-16.18		3	3.2	AV	82.28	N/A	N/A		N/A

Test Plots

Band II 11n(HT20) CH52, SPURIOUS 1 GHz ~ 25 GHz

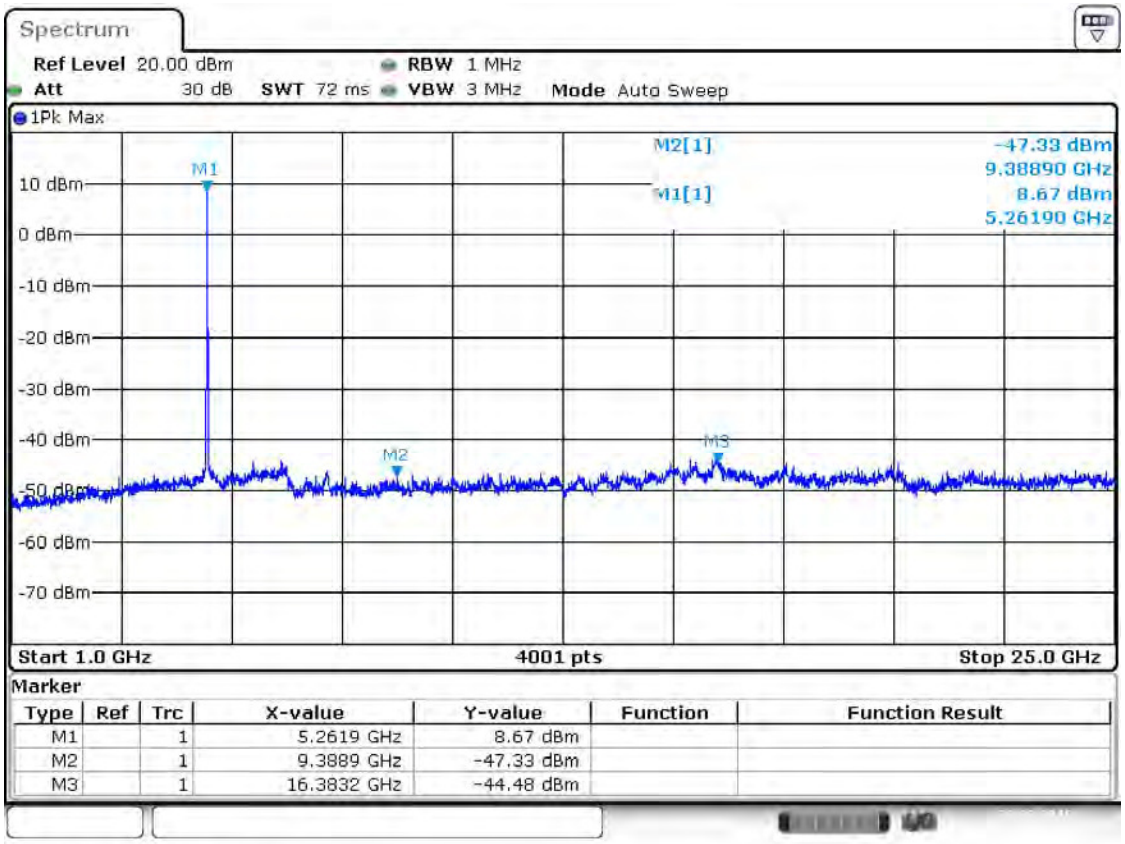

Date: 22.FEB.2016 17:12:40

The EIRP based on the measured conducted power, the upper bound on antenna gain for a device with a single RF output shall be selected as the maximum in-band gain of the antenna across all operating bands, or 2dBi, whichever is greater.

And the maximum in-band gain of the antenna is 3.2 dBi.

Note 1: The frequency is fundamental signal which can be ignored.

Note 2: Which frequency is not within a restricted band, and its limit line is 20dB below the highest emission level.

Note 3: Average measurement was not performed if peak level went lower than the average limit.

Note 4: The harmonic (2th ,3th , 4th,…etc.) and other spurious are not reported, because those levels are lower than average limit line and background noise

Band II 11n(HT20) CH56

Frequency (MHz)	Value (dBm)	Ground Reflection Factor (dB)	D (m)	Max gain (dBi)	Detector	E (dBμV/m)	Limit (dBμV/m)	Margin (dB)	Remark	Verdict
9448.9	-50.35	0	3	3.2	PK	48.11	74.00	25.89	--	PASS
	N/A		3	3.2	AV	N/A	54.00	N/A	Note 3	PASS
16329.2	-45.09	0	3	3.2	PK	53.37	87.54	34.17	Note 2	PASS
	N/A		3	3.2	AV	N/A	67.54	N/A	Note 3	PASS
5303.9	9.08	0	3	3.2	PK	107.54	N/A	N/A	Note 1	N/A
	-15.77		3	3.2	AV	82.69	N/A	N/A		N/A

Test Plots

Band II 11n(HT20) CH60, SPURIOUS 1 GHz ~ 25 GHz

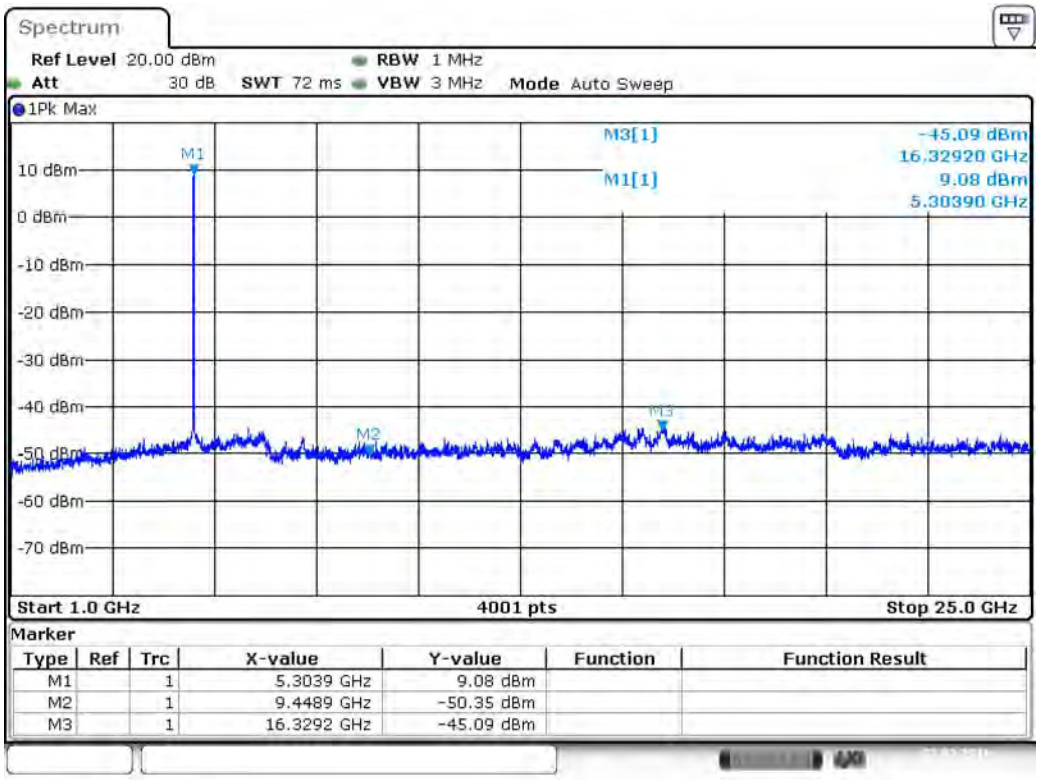

Date: 22.FEB.2016 17:14:53

The EIRP based on the measured conducted power, the upper bound on antenna gain for a device with a single RF output shall be selected as the maximum in-band gain of the antenna across all operating bands, or 2dBi, whichever is greater.

And the maximum in-band gain of the antenna is 3.2 dBi.

Note 1: The frequency is fundamental signal which can be ignored.

Note 2: Which frequency is not within a restricted band, and its limit line is 20dB below the highest emission level.

Note 3: Average measurement was not performed if peak level went lower than the average limit.

Note 4: The harmonic (3th ,4th , 5th,…etc.) and other spurious are not reported, because those levels are lower than average limit line and background noise

Band II 11n(HT20) CH64

Frequency (MHz)	Value (dBm)	Ground Reflection Factor (dB)	D (m)	Max gain (dBi)	Detector	E (dBμV/m)	Limit (dBμV/m)	Margin (dB)	Remark	Verdict
9370.9	-47.39	0	3	3.2	PK	51.07	74.00	22.93	--	PASS
	N/A		3	3.2	AV	N/A	54.00	N/A	Note 3	PASS
20126.2	-44.62	0	3	3.2	PK	53.84	74.00	20.16	--	PASS
	N/A		3	3.2	AV	N/A	54.00	N/A	Note 3	PASS
5315.9	8.65	0	3	3.2	PK	107.11	N/A	N/A	Note 1	N/A
	-16.20		3	3.2	AV	82.26	N/A	N/A		N/A

Test Plots

Band II 11n(HT20) CH64, SPURIOUS 1 GHz ~ 25 GHz

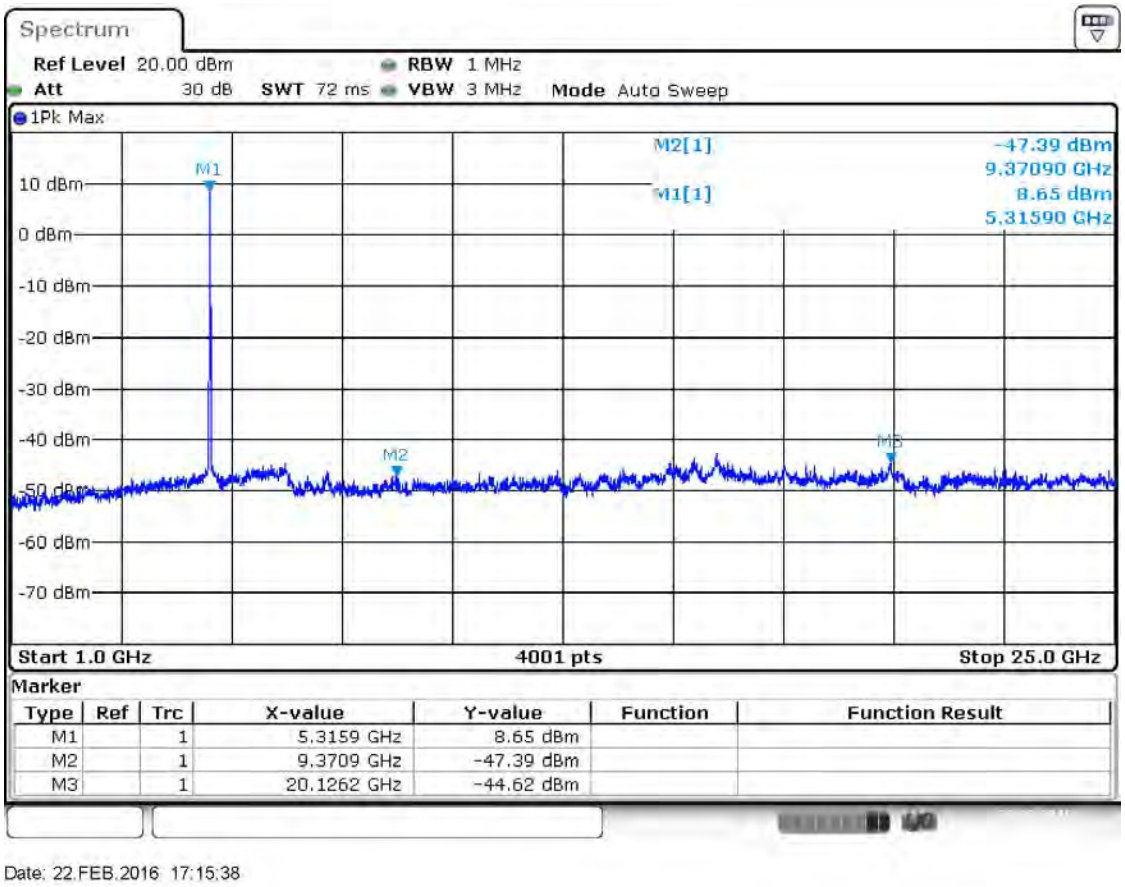

The EIRP based on the measured conducted power, the upper bound on antenna gain for a device with a single RF output shall be selected as the maximum in-band gain of the antenna across all operating bands, or 2dBi, whichever is greater.

And the maximum in-band gain of the antenna is 3.2 dBi.

Note 1: The frequency is fundamental signal which can be ignored.

Note 2: Which frequency is not within a restricted band, and its limit line is 20dB below the highest emission level.

Note 3: Average measurement was not performed if peak level went lower than the average limit.

Note 4: The harmonic (2th ,3th , 4th,…etc.) and other spurious are not reported, because those levels are lower than average limit line and background noise

Band II 11n(HT40) CH54

Frequency (MHz)	Value (dBm)	Ground Reflection Factor (dB)	D (m)	Max gain (dBi)	Detector	E (dBμV/m)	Limit (dBμV/m)	Margin (dB)	Remark	Verdict
7865.3	-47.3	0	3	3.2	PK	51.16	86.26	35.10	Note 2	PASS
	N/A		3	3.2	AV	N/A	66.26	N/A	Note 3	PASS
16347.2	-44.98	0	3	3.2	PK	53.48	86.26	32.78	Note 2	PASS
	N/A		3	3.2	AV	N/A	66.26	N/A	Note 3	PASS
5267.9	7.8	0	3	3.2	PK	106.26	N/A	N/A	Note 1	N/A
	-17.05		3	3.2	AV	81.41	N/A	N/A		N/A

Test Plots

Band II 11n(HT40) CH54, SPURIOUS 1 GHz ~ 25 GHz

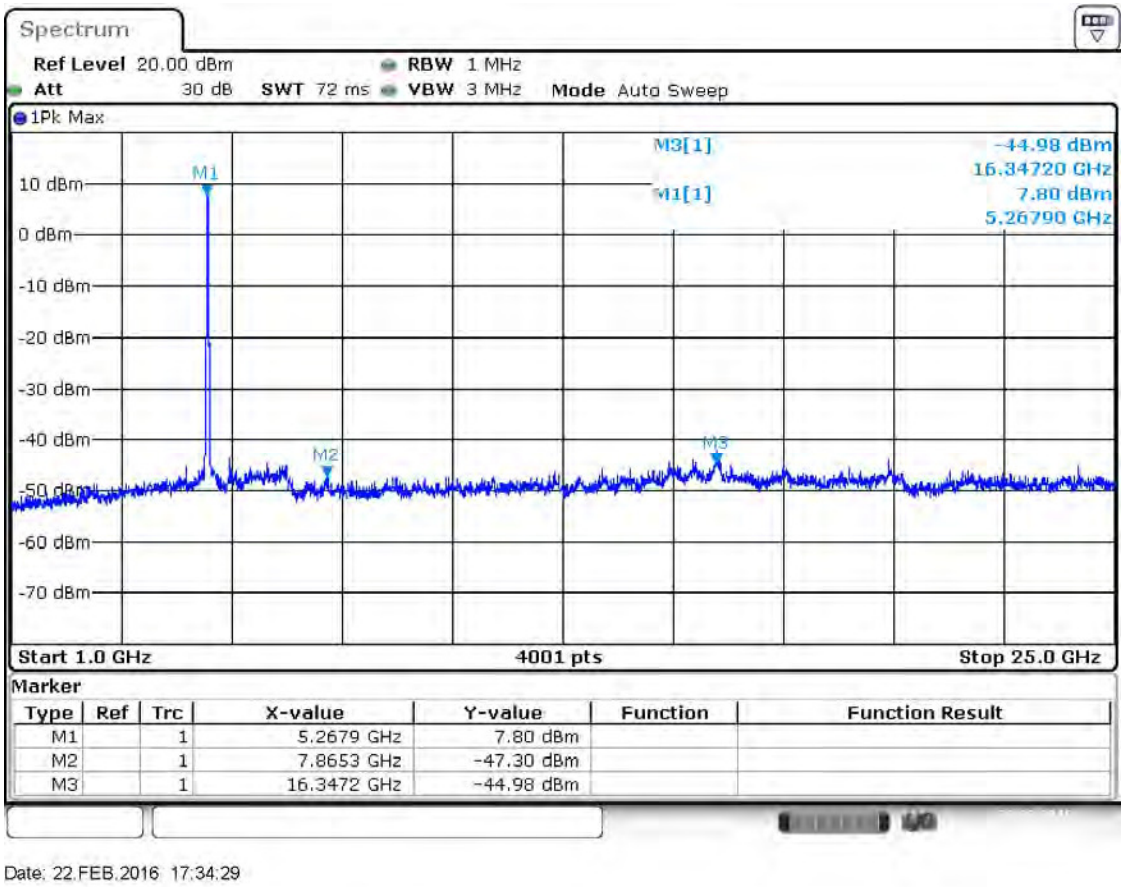

The EIRP based on the measured conducted power, the upper bound on antenna gain for a device with a single RF output shall be selected as the maximum in-band gain of the antenna across all operating bands, or 2dBi, whichever is greater.

And the maximum in-band gain of the antenna is 3.2 dBi.

Note 1: The frequency is fundamental signal which can be ignored.

Note 2: Which frequency is not within a restricted band, and its limit line is 20dB below the highest emission level.

Note 3: Average measurement was not performed if peak level went lower than the average limit.

Note 4: The harmonic (2th ,3th , 4th,…etc.) and other spurious are not reported, because those levels are lower than average limit line and background noise

Band II 11n(HT40) CH62

Frequency (MHz)	Value (dBm)	Ground Reflection Factor (dB)	D (m)	Max gain (dBi)	Detector	E (dBμV/m)	Limit (dBμV/m)	Margin (dB)	Remark	Verdict
7871.3	-47.08	0	3	3.2	PK	51.38	86.65	35.27	Note 2	PASS
	N/A		3	3.2	AV	N/A	66.65	N/A	Note 3	PASS
16353.2	-43.51	0	3	3.2	PK	54.95	86.65	31.70	Note 2	PASS
	N/A		3	3.2	AV	N/A	66.65	N/A	Note 3	PASS
5315.9	8.19	0	3	3.2	PK	106.65	N/A	N/A	Note 1	N/A
	-16.66		3	3.2	AV	81.80	N/A	N/A		N/A

Test Plots

Band II 11n(HT40) CH62, SPURIOUS 1 GHz ~ 25 GHz

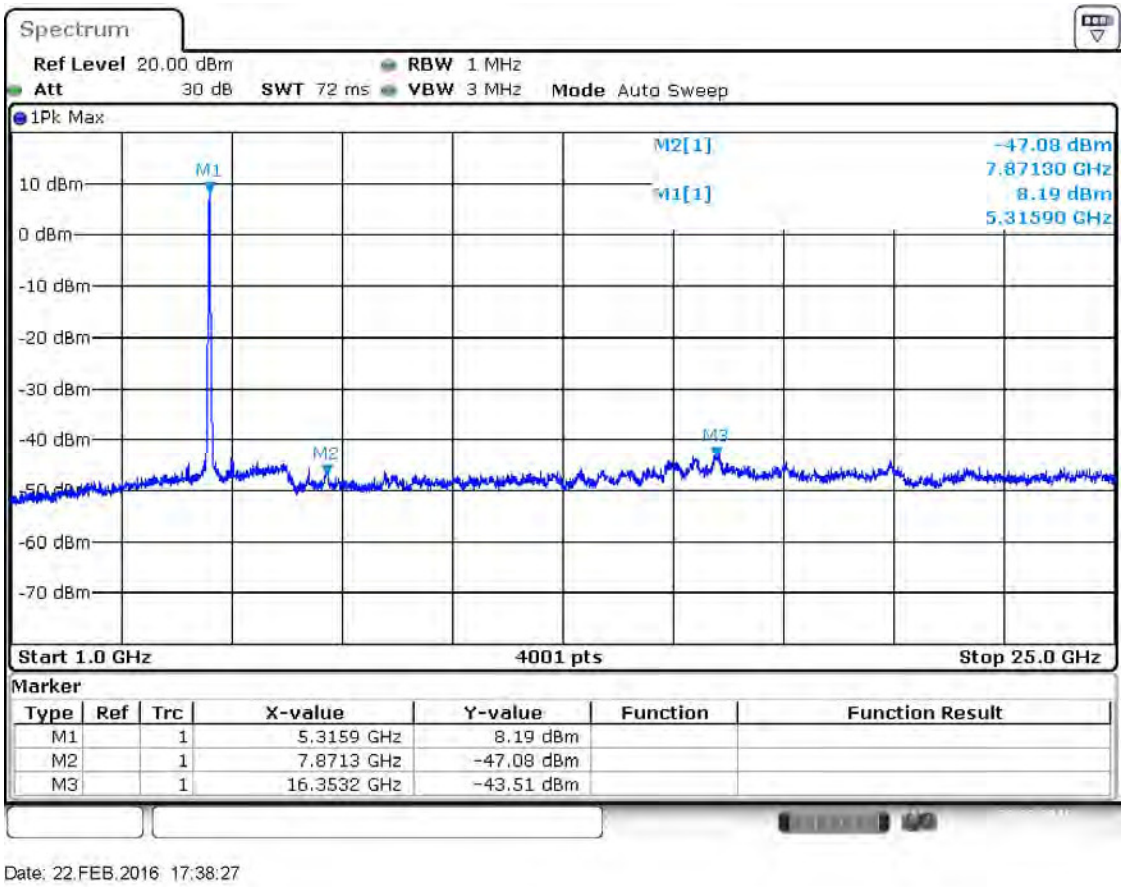

The EIRP based on the measured conducted power, the upper bound on antenna gain for a device with a single RF output shall be selected as the maximum in-band gain of the antenna across all operating bands, or 2dBi, whichever is greater.

And the maximum in-band gain of the antenna is 3.2dBi.

Note 1: The frequency is fundamental signal which can be ignored.

Note 2: Which frequency is not within a restricted band, and its limit line is 20dB below the highest emission level.

Note 3: Average measurement was not performed if peak level went lower than the average limit.

Note 4: The harmonic (2th ,3th , 4th,…etc.) and other spurious are not reported, because those levels are lower than average limit line and background noise

Band II 11ac(HT20) CH52

Frequency (MHz)	Value (dBm)	Ground Reflection Factor (dB)	D (m)	Max gain (dBi)	Detector	E (dBμV/m)	Limit (dBμV/m)	Margin (dB)	Remark	Verdict
7853.3	-47.25	0	3	3.2	PK	51.21	87.97	36.76	Note 2	PASS
	N/A		3	3.2	AV	N/A	67.97	N/A	Note 3	PASS
16389.2	-43.46	0	3	3.2	PK	55.00	87.97	32.97	Note 2	PASS
	N/A		3	3.2	AV	N/A	67.97	N/A	Note 3	PASS
5261.9	9.51	0	3	3.2	PK	107.97	N/A	N/A	Note 1	N/A
	-15.34		3	3.2	AV	83.12	N/A	N/A		N/A

Test Plots

Band II 11ac(HT20) CH52, SPURIOUS 1 GHz ~ 25 GHz

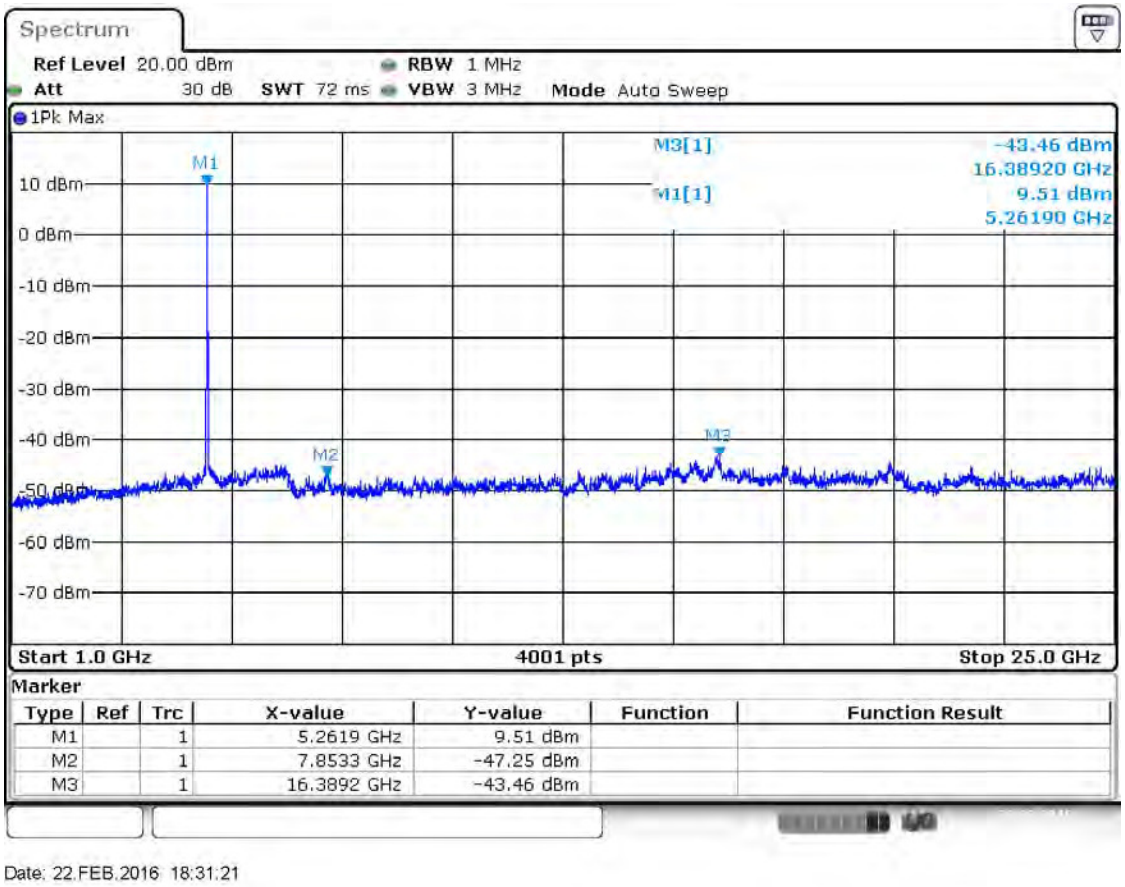

Date: 22.FEB.2016 18:31:21

The EIRP based on the measured conducted power, the upper bound on antenna gain for a device with a single RF output shall be selected as the maximum in-band gain of the antenna across all operating bands, or 2dBi, whichever is greater.

And the maximum in-band gain of the antenna is 3.2 dBi.

Note 1: The frequency is fundamental signal which can be ignored.

Note 2: Which frequency is not within a restricted band, and its limit line is 20dB below the highest emission level.

Note 3: Average measurement was not performed if peak level went lower than the average limit.

Note 4: The harmonic (3th ,4th , 5th,…etc.) and other spurious are not reported, because those levels are lower than average limit line and background noise

Band II 11ac(HT20) CH56

Frequency (MHz)	Value (dBm)	Ground Reflection Factor (dB)	D (m)	Max gain (dBi)	Detector	E (dBμV/m)	Limit (dBμV/m)	Margin (dB)	Remark	Verdict
7871.3	-46.94	0	3	3.2	PK	51.52	86.82	35.30	Note 2	PASS
	N/A		3	3.2	AV	N/A	66.82	N/A	Note 3	PASS
16317.2	-43.96	0	3	3.2	PK	54.50	86.82	32.32	Note 2	PASS
	N/A		3	3.2	AV	N/A	66.82	N/A	Note 3	PASS
5303.9	8.36	0	3	3.2	PK	106.82	N/A	N/A	Note 1	N/A
	-16.49		3	3.2	AV	81.97	N/A	N/A		N/A

Test Plots

Band II 11ac(HT20) CH60, SPURIOUS 1 GHz ~ 25 GHz

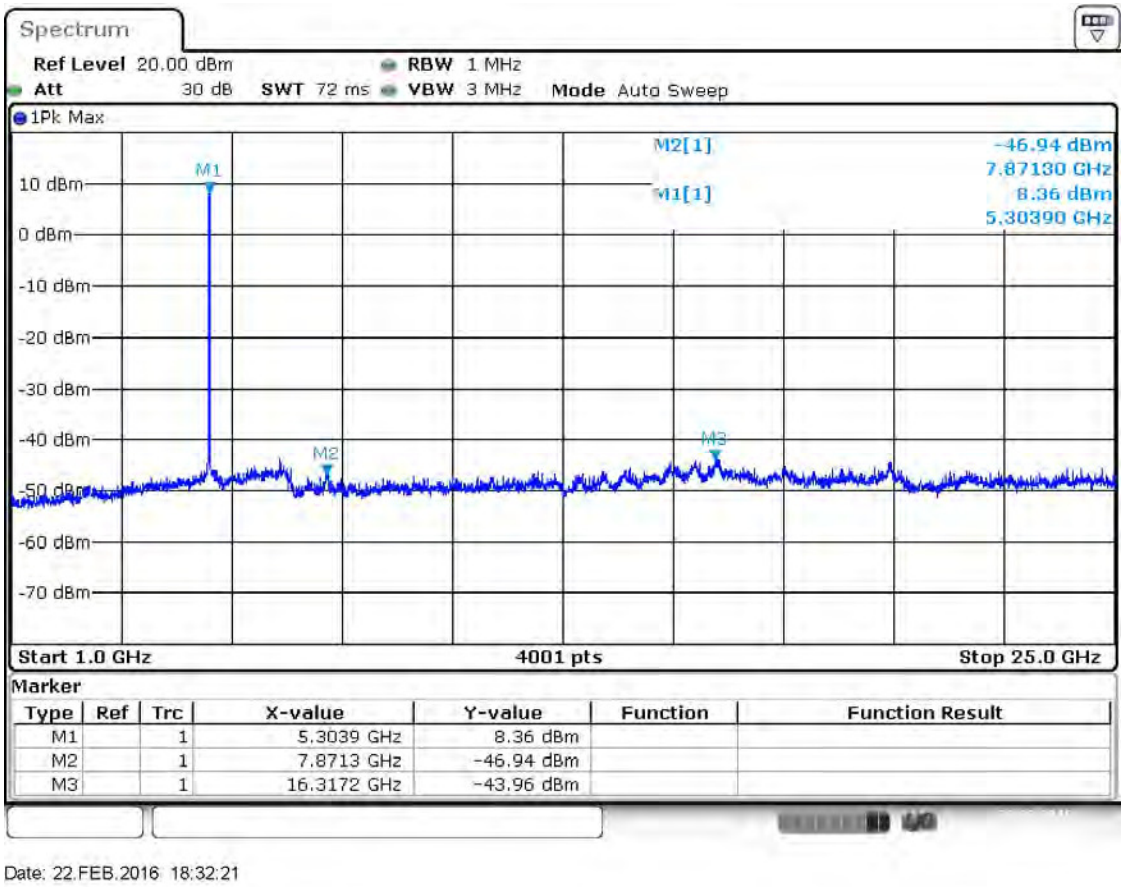

The EIRP based on the measured conducted power, the upper bound on antenna gain for a device with a single RF output shall be selected as the maximum in-band gain of the antenna across all operating bands, or 2dBi, whichever is greater.

And the maximum in-band gain of the antenna is 3.2dBi.

Note 1: The frequency is fundamental signal which can be ignored.

Note 2: Which frequency is not within a restricted band, and its limit line is 20dB below the highest emission level.

Note 3: Average measurement was not performed if peak level went lower than the average limit.

Note 4: The harmonic (2th ,3th , 4th,…etc.) and other spurious are not reported, because those levels are lower than average limit line and background noise

Band II 11ac(HT20) CH64

Frequency (MHz)	Value (dBm)	Ground Reflection Factor (dB)	D (m)	Max gain (dBi)	Detector	E (dBμV/m)	Limit (dBμV/m)	Margin (dB)	Remark	Verdict
7871.3	-47.73	0	3	3.2	PK	50.73	87.07	36.34	Note 2	PASS
	N/A		3	3.2	AV	N/A	67.07	N/A	Note 3	PASS
16311.2	-44.96	0	3	3.2	PK	53.50	87.07	33.57	Note 2	PASS
	N/A		3	3.2	AV	N/A	67.07	N/A	Note 3	PASS
5321.9	8.61	0	3	3.2	PK	107.07	N/A	N/A	Note 1	N/A
	-16.24		3	3.2	AV	82.22	N/A	N/A		N/A

Test Plots

Band II 11ac(HT20) CH64, SPURIOUS 1 GHz ~ 25 GHz

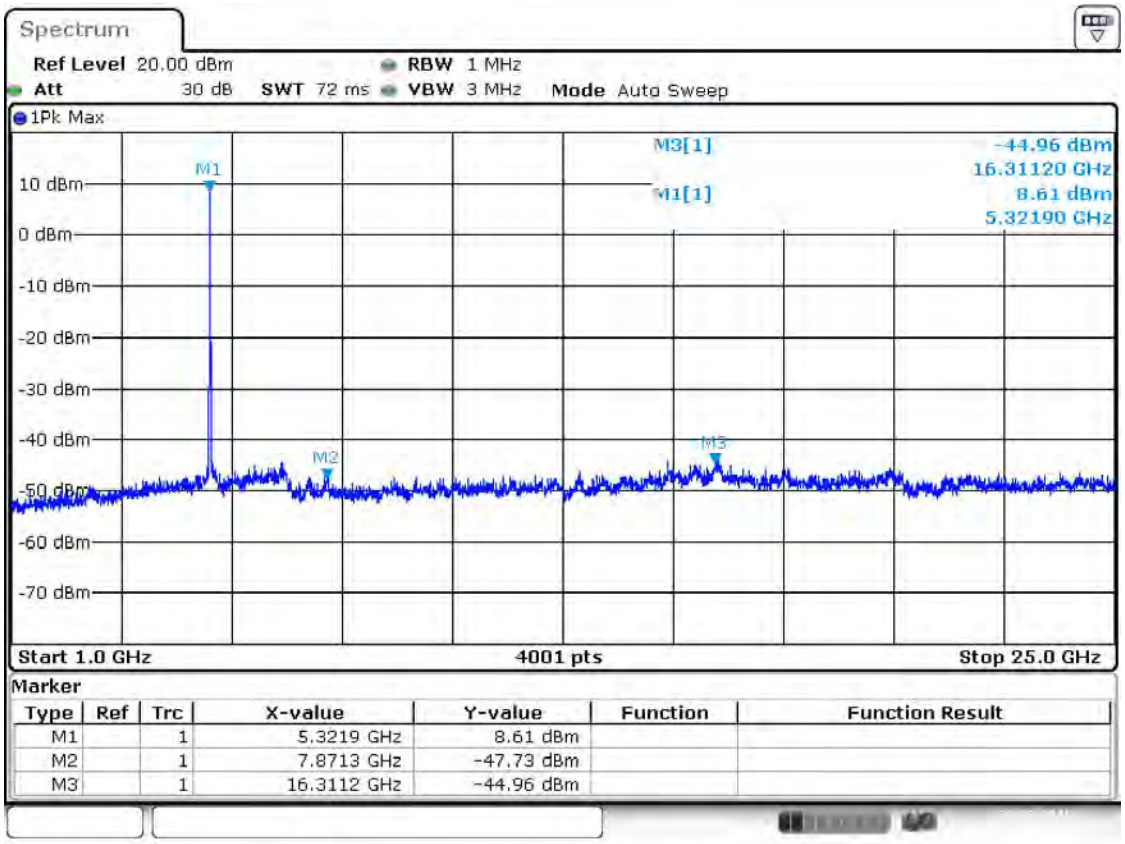

Date: 22.FEB.2016 18:34:37

The EIRP based on the measured conducted power, the upper bound on antenna gain for a device with a single RF output shall be selected as the maximum in-band gain of the antenna across all operating bands, or 2dBi, whichever is greater.

And the maximum in-band gain of the antenna is 3.2dBi.

Note 1: The frequency is fundamental signal which can be ignored.

Note 2: Which frequency is not within a restricted band, and its limit line is 20dB below the highest emission level.

Note 3: Average measurement was not performed if peak level went lower than the average limit.

Note 4: The harmonic (2th ,3th , 4th,…etc.) and other spurious are not reported, because those levels are lower than average limit line and background noise

Band II 11ac(HT40) CH54

Frequency (MHz)	Value (dBm)	Ground Reflection Factor (dB)	D (m)	Max gain (dBi)	Detector	E (dBμV/m)	Limit (dBμV/m)	Margin (dB)	Remark	Verdict
7865.3	-47.67	0	3	3.2	PK	50.79	86.30	35.51	Note 2	PASS
	N/A		3	3.2	AV	N/A	66.30	N/A	Note 3	PASS
20102.2	-47.73	0	3	3.2	PK	50.73	74.00	23.27	--	PASS
	N/A		3	3.2	AV	N/A	54.00	N/A	Note 3	PASS
5267.9	7.84	0	3	3.2	PK	106.30	N/A	N/A	Note 1	N/A
	-17.01		3	3.2	AV	81.45	N/A	N/A		N/A

Test Plots

Band II 11ac(HT40) CH54, SPURIOUS 1 GHz ~ 25 GHz

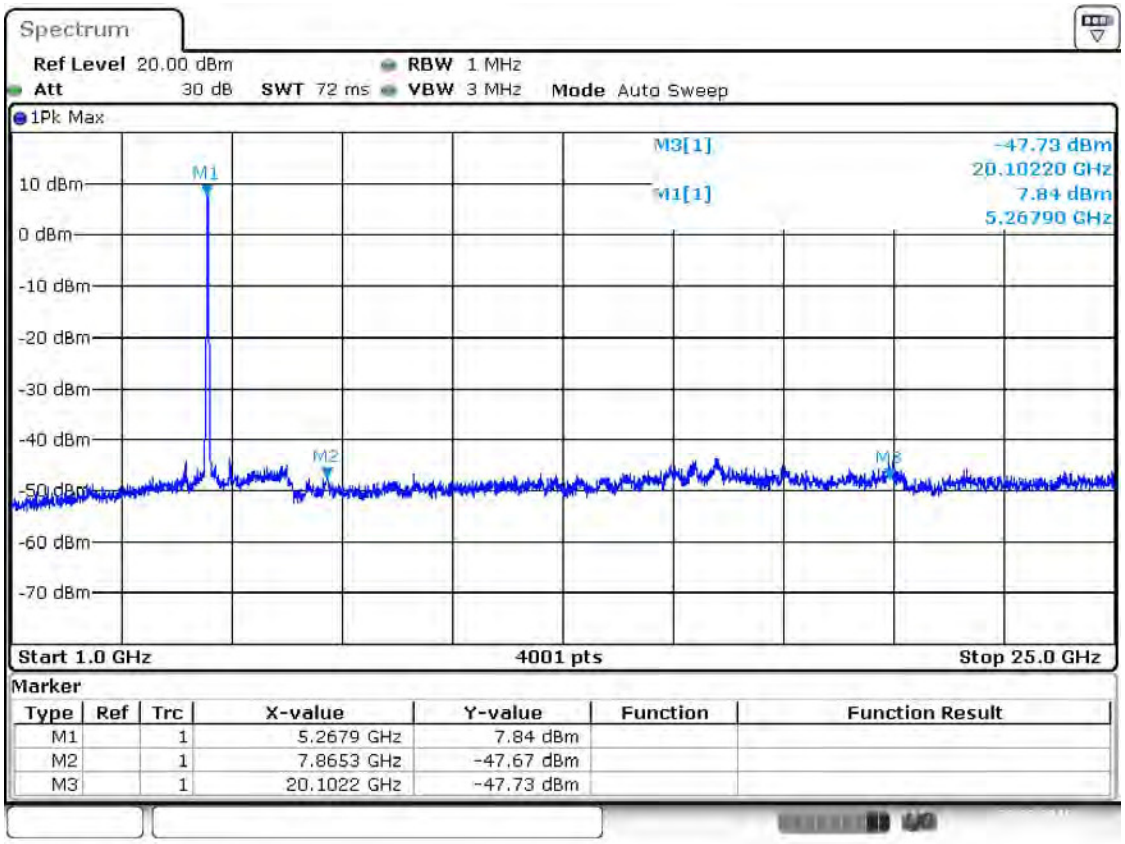

Date: 22.FEB.2016 18:58:09

The EIRP based on the measured conducted power, the upper bound on antenna gain for a device with a single RF output shall be selected as the maximum in-band gain of the antenna across all operating bands, or 2dBi, whichever is greater.

And the maximum in-band gain of the antenna is 3.2 dBi.

Note 1: The frequency is fundamental signal which can be ignored.

Note 2: Which frequency is not within a restricted band, and its limit line is 20dB below the highest emission level.

Note 3: Average measurement was not performed if peak level went lower than the average limit.

Note 4: The harmonic (2th ,3th , 4th,…etc.) and other spurious are not reported, because those levels are lower than average limit line and background noise

Band II 11ac(HT40) CH62

Frequency (MHz)	Value (dBm)	Ground Reflection Factor (dB)	D (m)	Max gain (dBi)	Detector	E (dBμV/m)	Limit (dBμV/m)	Margin (dB)	Remark	Verdict
7841.3	-46.87	0	3	3.2	PK	51.59	86.16	34.57	Note 2	PASS
	N/A		3	3.2	AV	N/A	66.16	N/A	Note 3	PASS
20090.2	-44.96	0	3	3.2	PK	53.50	74.00	20.50	--	PASS
	N/A		3	3.2	AV	N/A	54.00	N/A	Note 3	PASS
5315.9	7.7	0	3	3.2	PK	106.16	N/A	N/A	Note 1	N/A
	-17.15		3	3.2	AV	81.31	N/A	N/A		N/A

Test Plots

Band II 11ac(HT40) CH62, SPURIOUS 1 GHz ~ 25 GHz

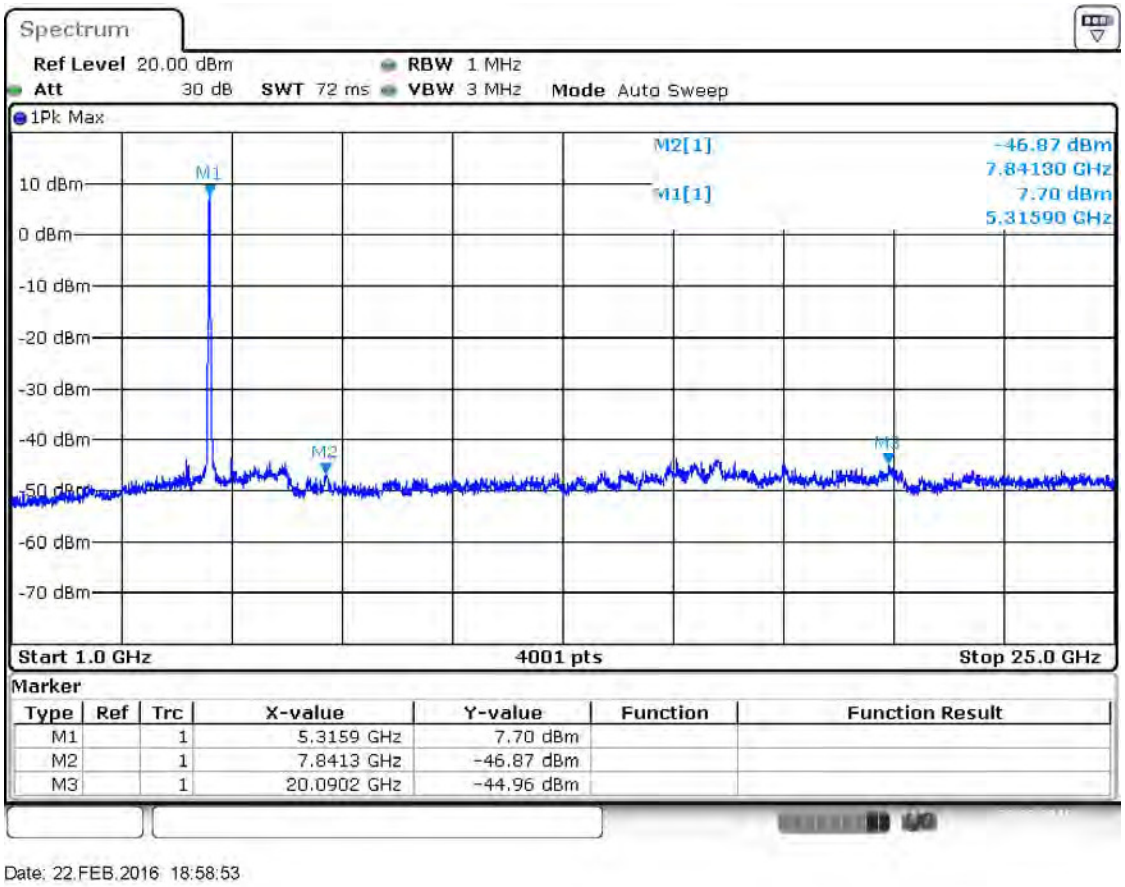

The EIRP based on the measured conducted power, the upper bound on antenna gain for a device with a single RF output shall be selected as the maximum in-band gain of the antenna across all operating bands, or 2dBi, whichever is greater.

And the maximum in-band gain of the antenna is 3.2 dBi.

Note 1: The frequency is fundamental signal which can be ignored.

Note 2: Which frequency is not within a restricted band, and its limit line is 20dB below the highest emission level.

Note 3: Average measurement was not performed if peak level went lower than the average limit.

Note 4: The harmonic (2th ,3th , 4th,…etc.) and other spurious are not reported, because those levels are lower than average limit line and background noise

Band II 11ac(HT80) CH58

Frequency (MHz)	Value (dBm)	Ground Reflection Factor (dB)	D (m)	Max gain (dBi)	Detector	E (dBμV/m)	Limit (dBμV/m)	Margin (dB)	Remark	Verdict
16335.2	-43.36	0	3	3.2	PK	53.9	81.41	27.51	Note 2	PASS
	N/A		3	3.2	AV	N/A	61.41	N/A	Note 3	PASS
20042.2	-45.15	0	3	3.2	PK	52.11	74	21.89	--	PASS
	N/A		3	3.2	AV	N/A	54	N/A	Note 3	PASS
5795.8	4.15	0	3	3.2	PK	101.41	N/A	N/A	Note 1	N/A
	-20.7		3	3.2	AV	76.56	N/A	N/A		N/A

Test Plots

Band II 11ac(HT80) CH58, SPURIOUS 1 GHz ~ 25 GHz

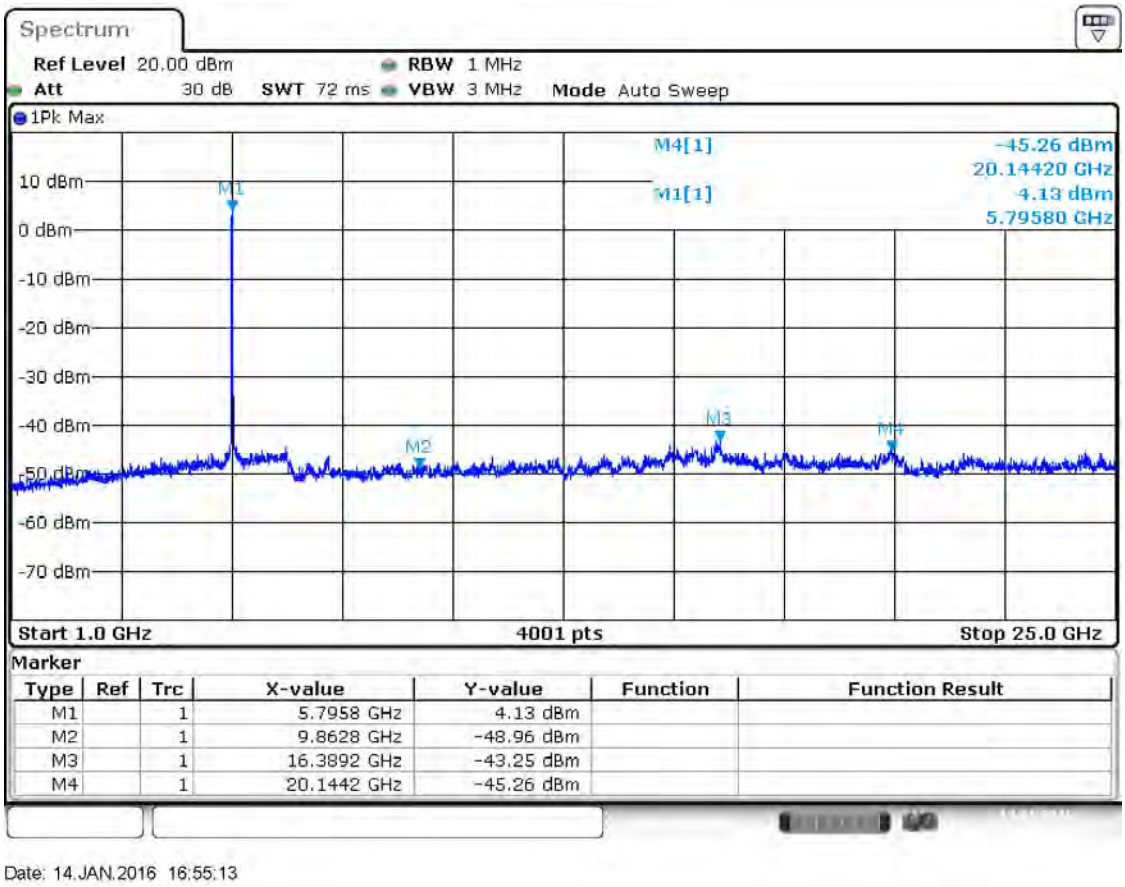

The EIRP based on the measured conducted power, the upper bound on antenna gain for a device with a single RF output shall be selected as the maximum in-band gain of the antenna across all operating bands, or 2dBi, whichever is greater.

And the maximum in-band gain of the antenna is 3.3 dBi.

Note 1: The frequency is fundamental signal which can be ignored.

Note 2: Which frequency is not within a restricted band, and its limit line is 20dB below the highest emission level.

Note 3: Average measurement was not performed if peak level went lower than the average limit.

Note 4: The harmonic (2th ,3th , 4th,…etc.) and other spurious are not reported, because those levels are lower than average limit line and background noise

Band III 11a CH100

Frequency (MHz)	Value (dBm)	Ground Reflection Factor (dB)	D (m)	Max gain (dBi)	Detector	E (dBμV/m)	Limit (dBμV/m)	Margin (dB)	Remark	Verdict
7871.3	-46.11	0	3	3.3	PK	52.45	86.42	33.97	Note 2	PASS
	N/A		3	3.3	AV	N/A	66.42	N/A	Note 3	PASS
15879.3	-45.84	0	3	3.3	PK	52.72	74.00	21.28	--	PASS
	N/A		3	3.3	AV	N/A	54.00	N/A	Note 3	PASS
5501.9	7.86	0	3	3.3	PK	106.42	N/A	N/A	Note 1	N/A
	-16.99		3	3.3	AV	81.57	N/A	N/A		N/A

Test Plots

Band III 11a CH100, SPURIOUS 1 GHz ~ 25 GHz

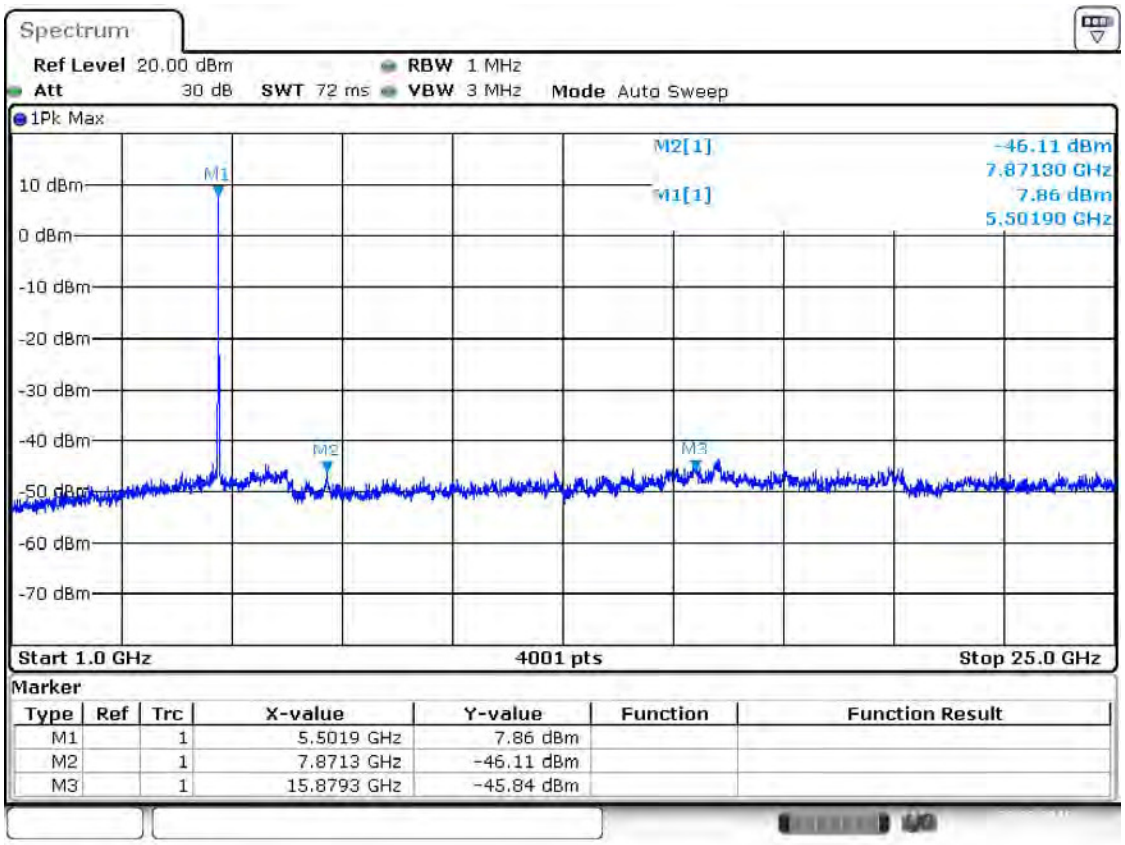

Date: 22.FEB.2016 16:47:15

The EIRP based on the measured conducted power, the upper bound on antenna gain for a device with a single RF output shall be selected as the maximum in-band gain of the antenna across all operating bands, or 2dBi, whichever is greater.

And the maximum in-band gain of the antenna is 3.3dBi.

Note 1: The frequency is fundamental signal which can be ignored.

Note 2: Which frequency is not within a restricted band, and its limit line is 20dB below the highest emission level.

Note 3: Average measurement was not performed if peak level went lower than the average limit.

Note 4: The harmonic (2th ,3th , 4th,…etc.) and other spurious are not reported, because those levels are lower than average limit line and background noise

Band III 11a CH116

Frequency (MHz)	Value (dBm)	Ground Reflection Factor (dB)	D (m)	Max gain (dBi)	Detector	E (dBμV/m)	Limit (dBμV/m)	Margin (dB)	Remark	Verdict
9256.9	-48.08	0	3	3.3	PK	50.48	86.41	35.93	Note 2	PASS
	N/A		3	3.3	AV	N/A	66.41	N/A	Note 3	PASS
16311.2	-43.55	0	3	3.3	PK	55.01	86.41	31.40	Note 2	PASS
	N/A		3	3.3	AV	N/A	66.41	N/A	Note 3	PASS
5579.9	7.85	0	3	3.3	PK	106.41	N/A	N/A	Note 1	N/A
	-17.00		3	3.3	AV	81.56	N/A	N/A		N/A

Test Plots

Band III 11a CH116, SPURIOUS 1 GHz ~ 25 GHz

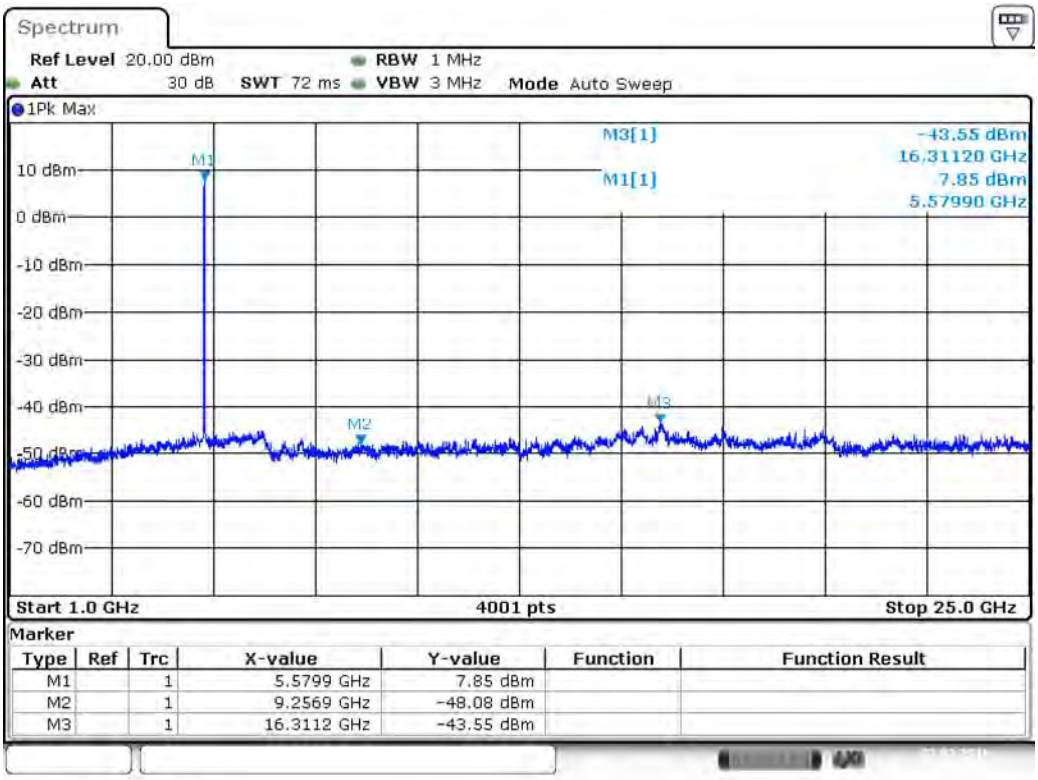

Date: 22.FEB.2016 16:49:01

The EIRP based on the measured conducted power, the upper bound on antenna gain for a device with a single RF output shall be selected as the maximum in-band gain of the antenna across all operating bands, or 2dBi, whichever is greater.

And the maximum in-band gain of the antenna is 3.3 dBi.

Note 1: The frequency is fundamental signal which can be ignored.

Note 2: Which frequency is not within a restricted band, and its limit line is 20dB below the highest emission level.

Note 3: Average measurement was not performed if peak level went lower than the average limit.

Note 4: The harmonic (2th ,3th , 4th,…etc.) and other spurious are not reported, because those levels are lower than average limit line and background noise

Band III 11a CH140

Frequency (MHz)	Value (dBm)	Ground Reflection Factor (dB)	D (m)	Max gain (dBi)	Detector	E (dBμV/m)	Limit (dBμV/m)	Margin (dB)	Remark	Verdict
9304.9	-49.12	0	3	3.3	PK	49.44	74.00	24.56	--	PASS
	N/A		3	3.3	AV	N/A	54.00	N/A	Note 3	PASS
16305.2	-45.56	0	3	3.3	PK	53.00	85.54	32.54	Note 2	PASS
	N/A		3	3.3	AV	N/A	65.54	N/A	Note 3	PASS
5699.8	6.98	0	3	3.3	PK	105.54	N/A	N/A	Note 1	N/A
	-17.87		3	3.3	AV	80.69	N/A	N/A		N/A

Test Plots

Band III 11a CH140, SPURIOUS 1 GHz ~ 25 GHz

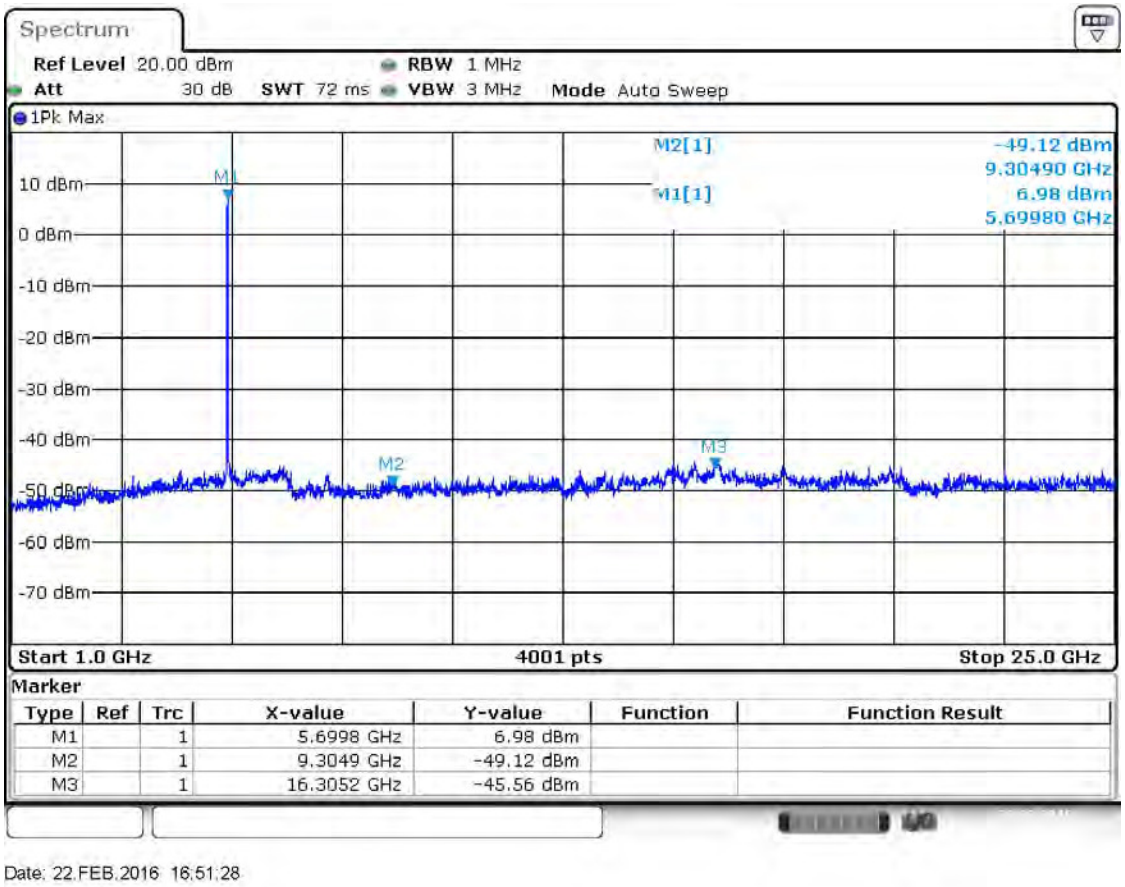

The EIRP based on the measured conducted power, the upper bound on antenna gain for a device with a single RF output shall be selected as the maximum in-band gain of the antenna across all operating bands, or 2dBi, whichever is greater.

And the maximum in-band gain of the antenna is 3.3 dBi.

Note 1: The frequency is fundamental signal which can be ignored.

Note 2: Which frequency is not within a restricted band, and its limit line is 20dB below the highest emission level.

Note 3: Average measurement was not performed if peak level went lower than the average limit.

Note 4: The harmonic (3th ,4th , 5th,…etc.) and other spurious are not reported, because those levels are lower than average limit line and background noise

Band III 11n(HT20) CH100

Frequency (MHz)	Value (dBm)	Ground Reflection Factor (dB)	D (m)	Max gain (dBi)	Detector	E (dBμV/m)	Limit (dBμV/m)	Margin (dB)	Remark	Verdict
7877.3	-46.33	0	3	3.3	PK	52.23	87.24	35.01	Note 2	PASS
	N/A		3	3.3	AV	N/A	67.24	N/A	Note 3	PASS
16317.2	-44.75	0	3	3.3	PK	53.81	87.24	33.43	Note 2	PASS
	N/A		3	3.3	AV	N/A	67.24	N/A	Note 3	PASS
5495.9	8.68	0	3	3.3	PK	107.24	N/A	N/A	Note 1	N/A
	-16.17		3	3.3	AV	82.39	N/A	N/A		N/A

Test Plots

Band III 11n(HT20) CH100, SPURIOUS 1 GHz ~ 25 GHz

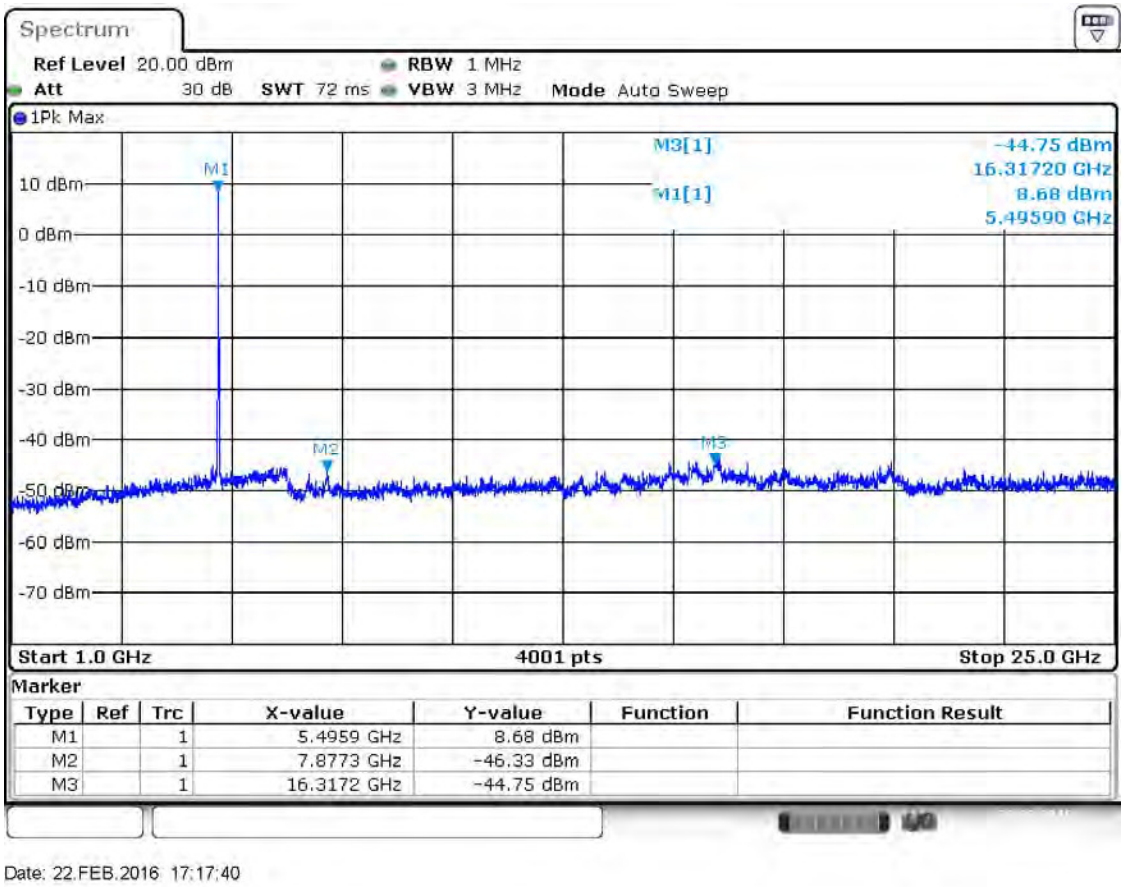

Date: 22.FEB.2016 17:17:40

The EIRP based on the measured conducted power, the upper bound on antenna gain for a device with a single RF output shall be selected as the maximum in-band gain of the antenna across all operating bands, or 2dBi, whichever is greater.

And the maximum in-band gain of the antenna is 3.3 dBi.

Note 1: The frequency is fundamental signal which can be ignored.

Note 2: Which frequency is not within a restricted band, and its limit line is 20dB below the highest emission level.

Note 3: Average measurement was not performed if peak level went lower than the average limit.

Note 4: The harmonic (2th ,3th , 4th,…etc.) and other spurious are not reported, because those levels are lower than average limit line and background noise

Band III 11n(HT20) CH116

Frequency (MHz)	Value (dBm)	Ground Reflection Factor (dB)	D (m)	Max gain (dBi)	Detector	E (dBμV/m)	Limit (dBμV/m)	Margin (dB)	Remark	Verdict
7829.3	-46.79	0	3	3.3	PK	51.77	86.71	34.94	Note 2	PASS
	N/A		3	3.3	AV	N/A	66.71	N/A	Note 3	PASS
16335.2	-43.82	0	3	3.3	PK	54.74	86.71	31.97	Note 2	PASS
	N/A		3	3.3	AV	N/A	66.71	N/A	Note 3	PASS
5579.9	8.15	0	3	3.3	PK	106.71	N/A	N/A	Note 1	N/A
	-16.70		3	3.3	AV	81.86	N/A	N/A		N/A

Test Plots

Band III 11n(HT20) CH116, SPURIOUS 1 GHz ~ 25 GHz

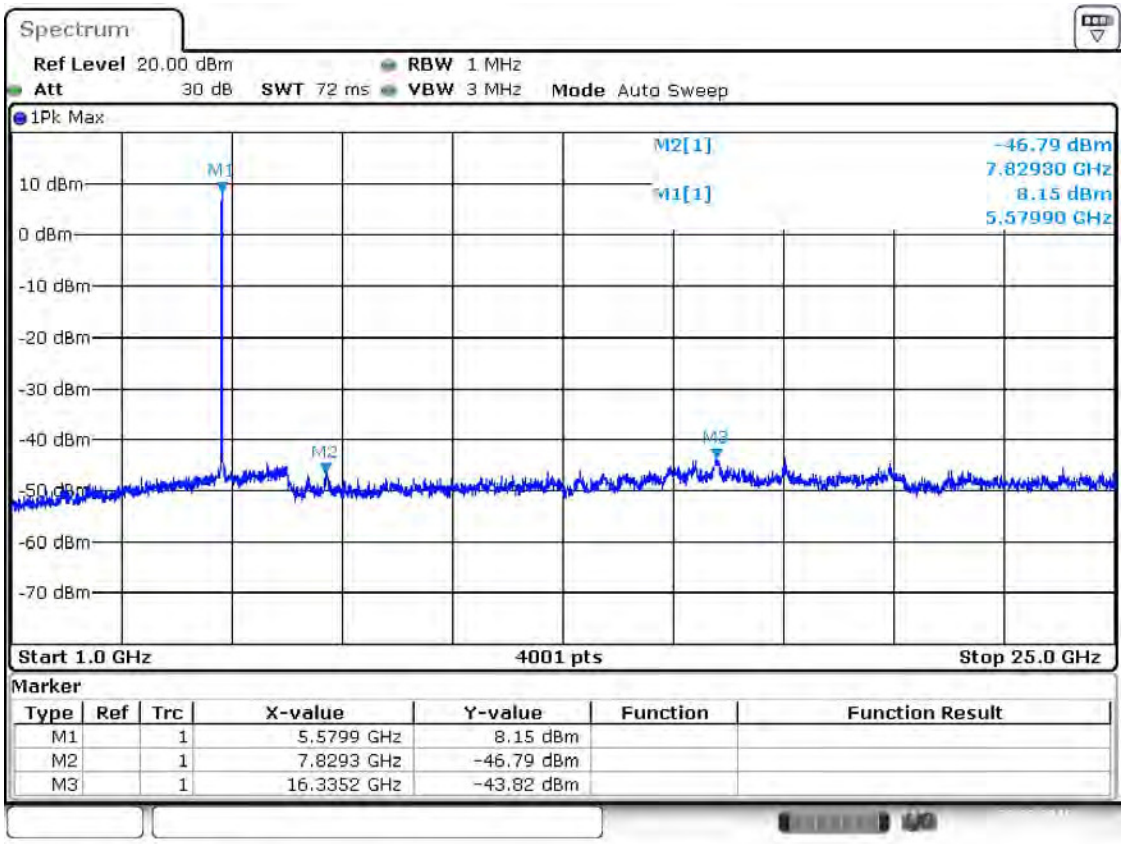

Date: 22.FEB.2016 17:18:15

The EIRP based on the measured conducted power, the upper bound on antenna gain for a device with a single RF output shall be selected as the maximum in-band gain of the antenna across all operating bands, or 2dBi, whichever is greater.

And the maximum in-band gain of the antenna is 3.3dBi.

Note 1: The frequency is fundamental signal which can be ignored.

Note 2: Which frequency is not within a restricted band, and its limit line is 20dB below the highest emission level.

Note 3: Average measurement was not performed if peak level went lower than the average limit.

Note 4: The harmonic (2th ,3th , 4th,…etc.) and other spurious are not reported, because those levels are lower than average limit line and background noise

Band III 11n(HT20) CH140

Frequency (MHz)	Value (dBm)	Ground Reflection Factor (dB)	D (m)	Max gain (dBi)	Detector	E (dBμV/m)	Limit (dBμV/m)	Margin (dB)	Remark	Verdict
7871.3	-47.77	0	3	3.3	PK	50.79	86.33	35.54	Note 2	PASS
	N/A		3	3.3	AV	N/A	66.33	N/A	Note 3	PASS
16311.2	-44.93	0	3	3.3	PK	53.63	86.33	32.70	Note 2	PASS
	N/A		3	3.3	AV	N/A	66.33	N/A	Note 3	PASS
5699.8	7.77	0	3	3.3	PK	106.33	N/A	N/A	Note 1	N/A
	-17.08		3	3.3	AV	81.48	N/A	N/A		N/A

Test Plots

Band III 11n(HT20) CH140, SPURIOUS 1 GHz ~ 25 GHz

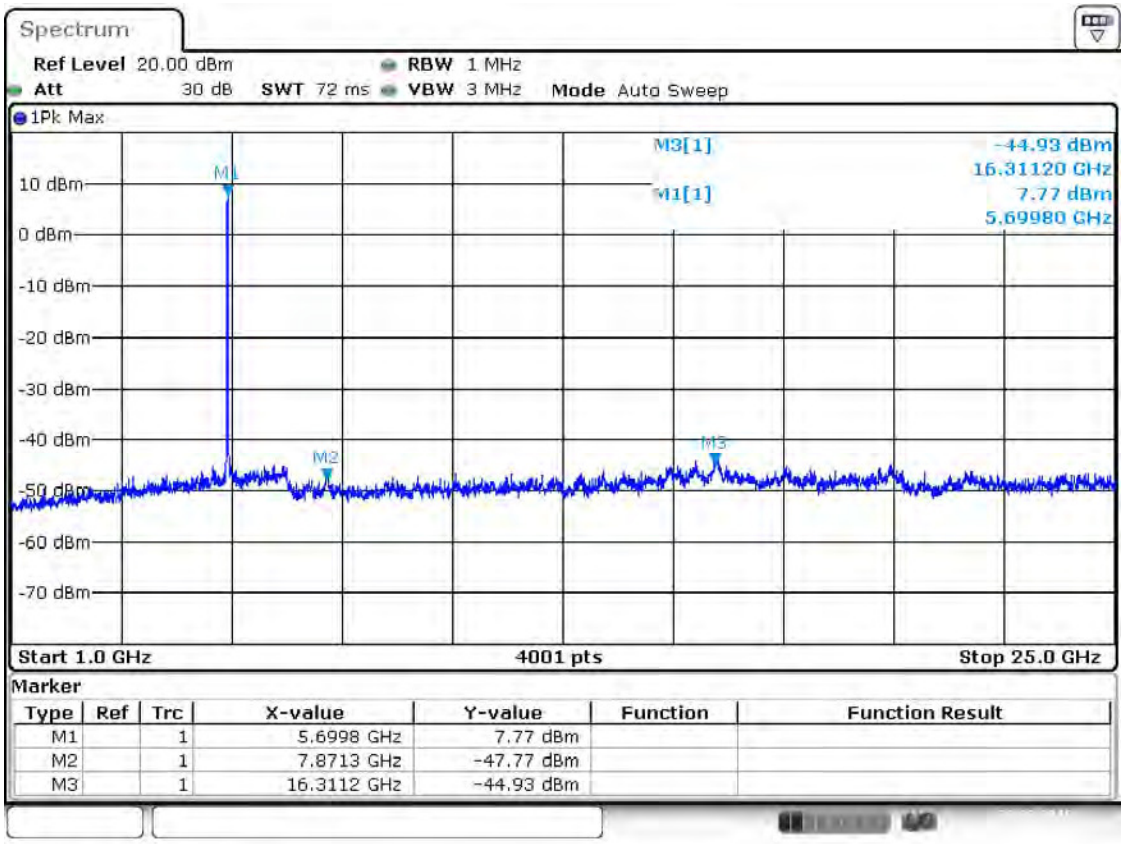

Date: 22.FEB.2016 17:20:34

The EIRP based on the measured conducted power, the upper bound on antenna gain for a device with a single RF output shall be selected as the maximum in-band gain of the antenna across all operating bands, or 2dBi, whichever is greater.

And the maximum in-band gain of the antenna is 3.3 dBi.

Note 1: The frequency is fundamental signal which can be ignored.

Note 2: Which frequency is not within a restricted band, and its limit line is 20dB below the highest emission level.

Note 3: Average measurement was not performed if peak level went lower than the average limit.

Note 4: The harmonic (3th ,4th , 5th,…etc.) and other spurious are not reported, because those levels are lower than average limit line and background noise

Band III 11n(HT40) CH102

Frequency (MHz)	Value (dBm)	Ground Reflection Factor (dB)	D (m)	Max gain (dBi)	Detector	E (dBμV/m)	Limit (dBμV/m)	Margin (dB)	Remark	Verdict
7877.3	-48.64	0	3	3.3	PK	49.92	85.16	35.24	Note 2	PASS
	N/A		3	3.3	AV	N/A	65.16	N/A	Note 3	PASS
16389.2	-45.64	0	3	3.3	PK	52.92	85.16	32.24	Note 2	PASS
	-70.49		3	3.3	AV	28.07	65.16	37.09	--	PASS
5507.9	6.6	0	3	3.3	PK	105.16	N/A	N/A	Note 1	N/A
	-18.25		3	3.3	AV	80.31	N/A	N/A		N/A

Test Plots

Band III 11n(HT40) CH102, SPURIOUS 1 GHz ~ 25 GHz

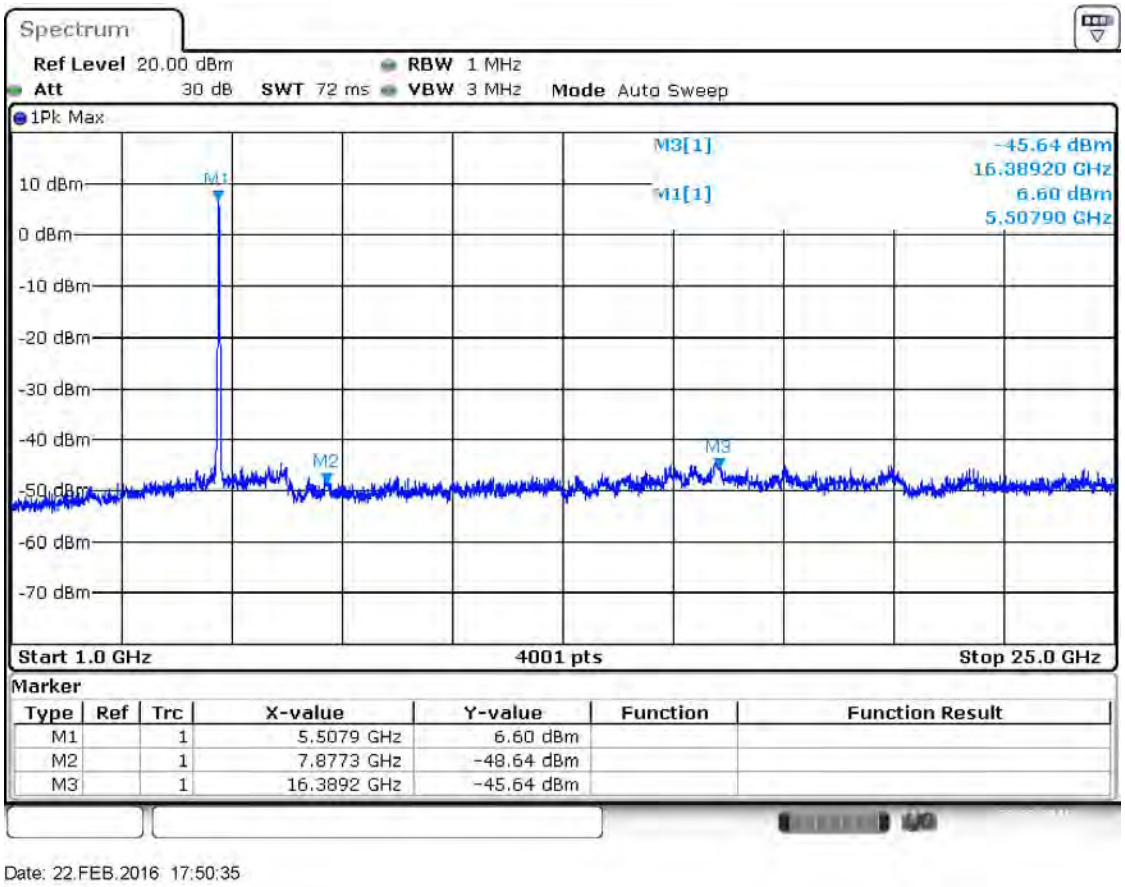

The EIRP based on the measured conducted power, the upper bound on antenna gain for a device with a single RF output shall be selected as the maximum in-band gain of the antenna across all operating bands, or 2dBi, whichever is greater.

And the maximum in-band gain of the antenna is3.3 dBi.

Note 1: The frequency is fundamental signal which can be ignored.

Note 2: Which frequency is not within a restricted band, and its limit line is 20dB below the highest emission level.

Note 3: Average measurement was not performed if peak level went lower than the average limit.

Note 4: The harmonic (2th ,3th , 4th,…etc.) and other spurious are not reported, because those levels are lower than average limit line and background noise

Band III 11n(HT40) CH134

Frequency (MHz)	Value (dBm)	Ground Reflection Factor (dB)	D (m)	Max gain (dBi)	Detector	E (dBμV/m)	Limit (dBμV/m)	Margin (dB)	Remark	Verdict
7829.3	-46.83	0	3	3.3	PK	51.73	83.58	31.85	Note 2	PASS
	N/A		3	3.3	AV	N/A	63.58	N/A	Note 3	PASS
20090.2	-43.85	0	3	3.3	PK	54.71	74.00	19.29	--	PASS
	N/A		3	3.3	AV	N/A	54.00	N/A	Note 3	PASS
5669.8	5.02	0	3	3.3	PK	103.58	N/A	N/A	Note 1	N/A
	-19.83		3	3.3	AV	78.73	N/A	N/A		N/A

Test Plots

Band III 11n(HT40) CH134, SPURIOUS 1 GHz ~ 25 GHz

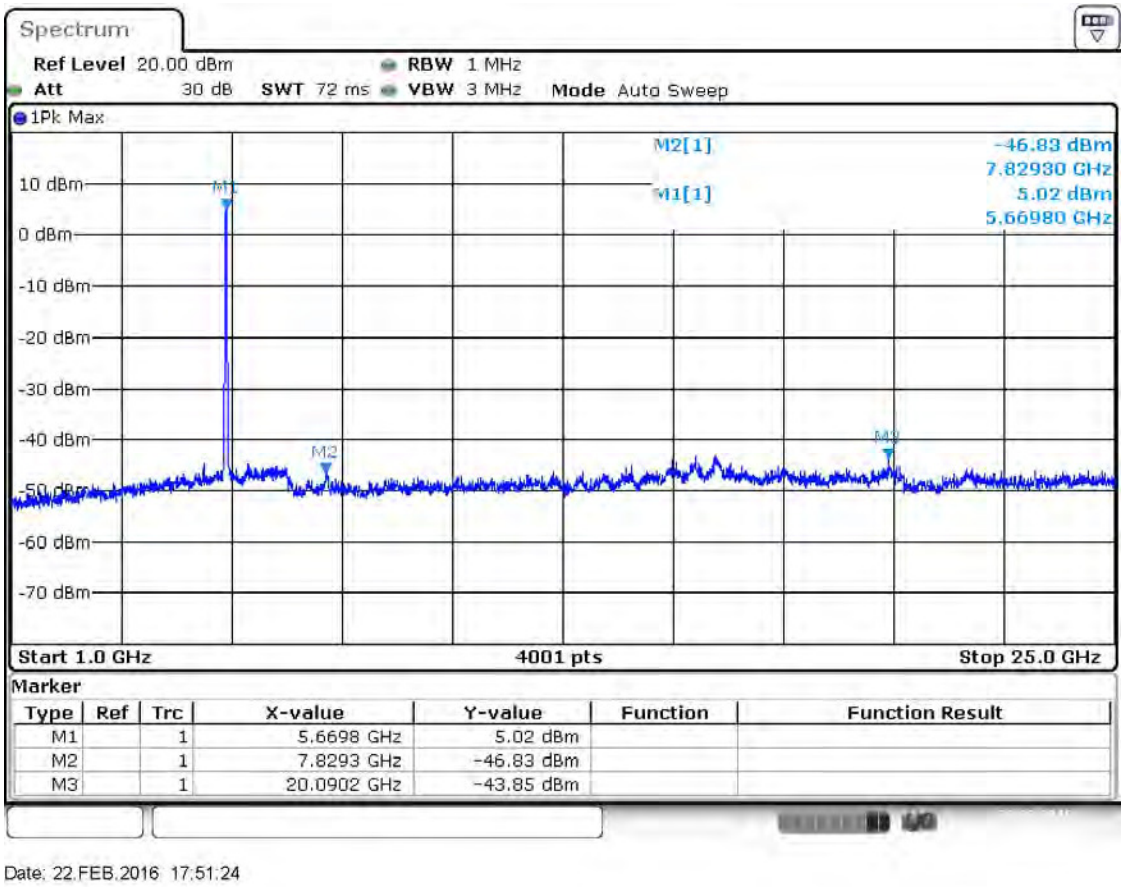

Date: 22.FEB.2016 17:51:24

The EIRP based on the measured conducted power, the upper bound on antenna gain for a device with a single RF output shall be selected as the maximum in-band gain of the antenna across all operating bands, or 2dBi, whichever is greater.

And the maximum in-band gain of the antenna is 3.3 dBi.

Note 1: The frequency is fundamental signal which can be ignored.

Note 2: Which frequency is not within a restricted band, and its limit line is 20dB below the highest emission level.

Note 3: Average measurement was not performed if peak level went lower than the average limit.

Note 4: The harmonic (3th ,4th , 5th,…etc.) and other spurious are not reported, because those levels are lower than average limit line and background noise

Band III 11ac(HT20) CH100

Frequency (MHz)	Value (dBm)	Ground Reflection Factor (dB)	D (m)	Max gain (dBi)	Detector	E (dBμV/m)	Limit (dBμV/m)	Margin (dB)	Remark	Verdict
7877.3	-45.43	0	3	3.3	PK	53.13	86.79	33.66	Note 2	PASS
	N/A		3	3.3	AV	N/A	66.79	N/A	Note 3	PASS
20150.2	-45.55	0	3	3.3	PK	53.01	74.00	20.99	--	PASS
	N/A		3	3.3	AV	N/A	54.00	N/A	Note 3	PASS
5495.9	8.23	0	3	3.3	PK	106.79	N/A	N/A	Note 1	N/A
	-16.62		3	3.3	AV	81.94	N/A	N/A		N/A

Test Plots

Band III 11ac(HT20) CH100, SPURIOUS 1 GHz ~ 25 GHz

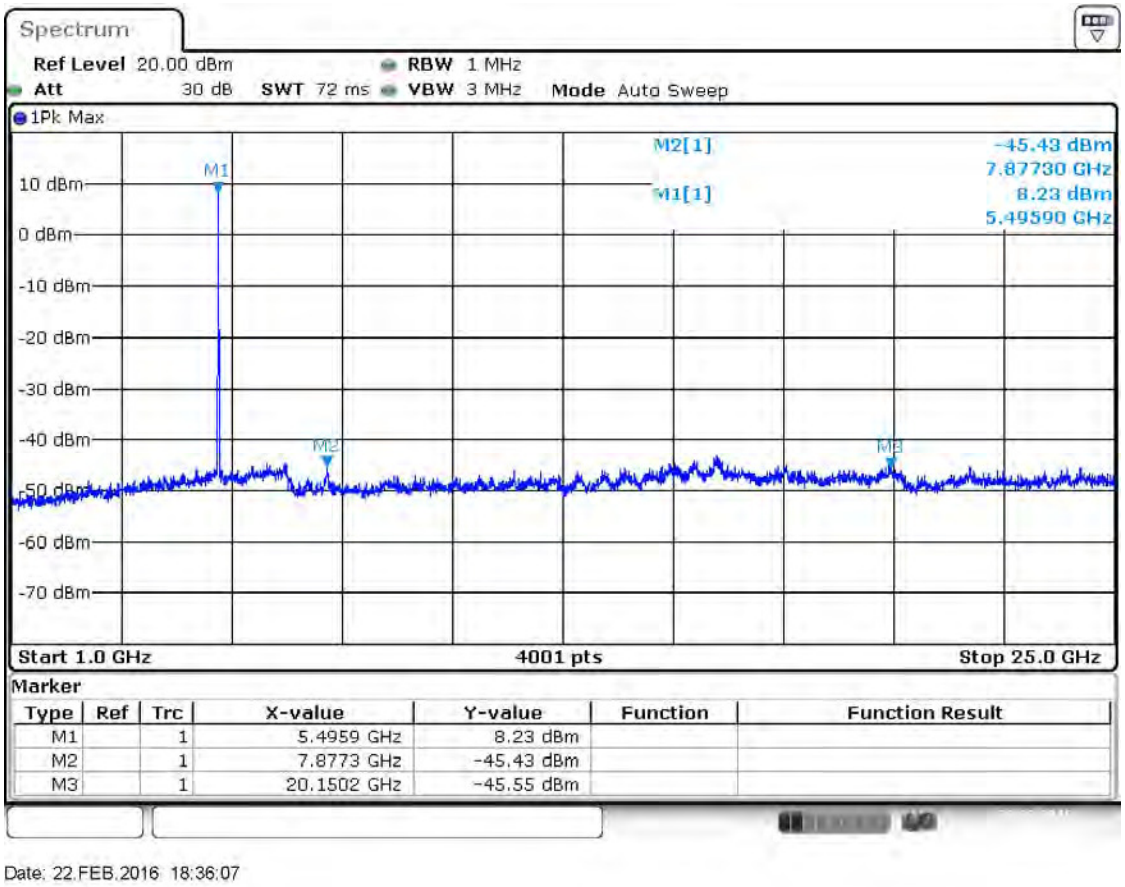

Date: 22.FEB.2016 18:36:07

The EIRP based on the measured conducted power, the upper bound on antenna gain for a device with a single RF output shall be selected as the maximum in-band gain of the antenna across all operating bands, or 2dBi, whichever is greater.

And the maximum in-band gain of the antenna is 3.3dBi.

Note 1: The frequency is fundamental signal which can be ignored.

Note 2: Which frequency is not within a restricted band, and its limit line is 20dB below the highest emission level.

Note 3: Average measurement was not performed if peak level went lower than the average limit.

Note 4: The harmonic (2th ,3th , 4th,…etc.) and other spurious are not reported, because those levels are lower than average limit line and background noise

Band III 11ac(HT20) CH116

Frequency (MHz)	Value (dBm)	Ground Reflection Factor (dB)	D (m)	Max gain (dBi)	Detector	E (dBμV/m)	Limit (dBμV/m)	Margin (dB)	Remark	Verdict
9784.8	-46.67	0	3	3.3	PK	51.89	86.13	34.24	Note 2	PASS
	N/A		3	3.3	AV	N/A	66.13	N/A	Note 3	PASS
20102.2	-45.4	0	3	3.3	PK	53.16	74.00	20.84	--	PASS
	N/A		3	3.3	AV	N/A	54.00	N/A	Note 3	PASS
5579.9	7.57	0	3	3.3	PK	106.13	N/A	N/A	Note 1	N/A
	-17.28		3	3.3	AV	81.28	N/A	N/A		N/A

Test Plots

Band III 11ac(HT20) CH116, SPURIOUS 1 GHz ~ 25 GHz

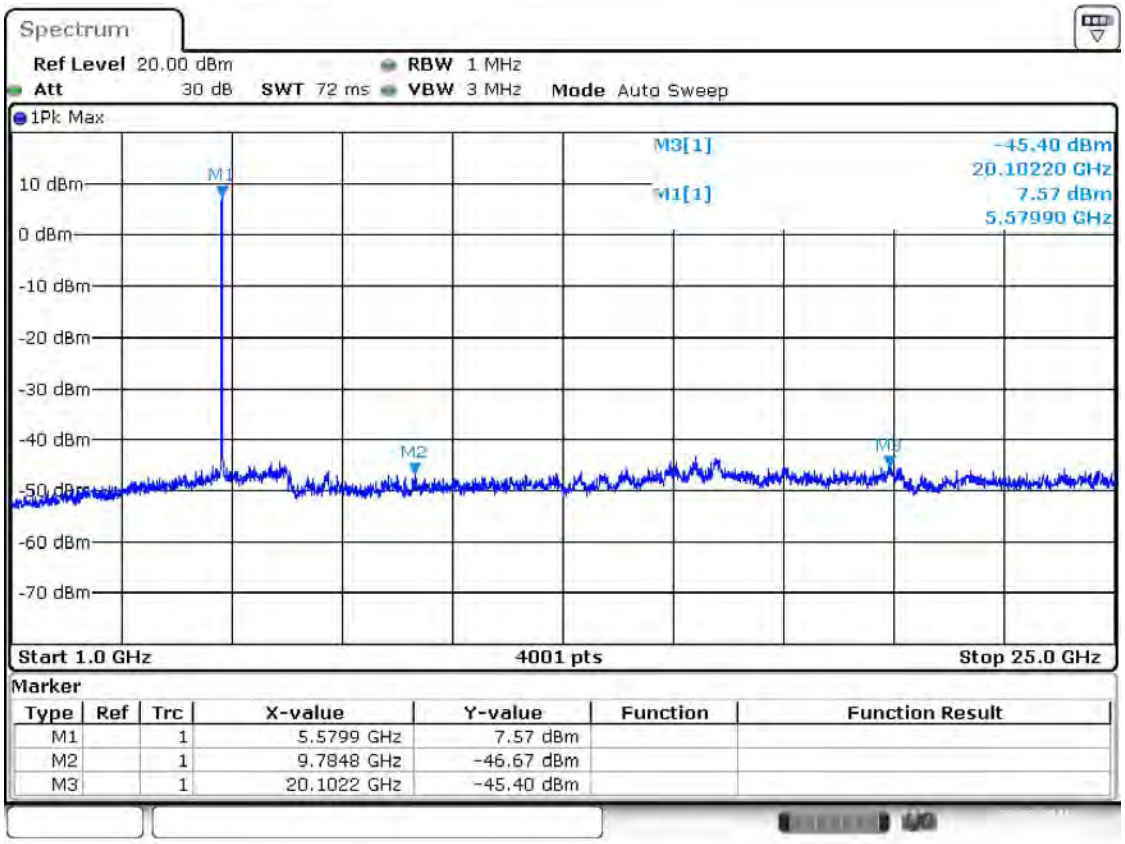

Date: 22.FEB.2016 18:38:01

The EIRP based on the measured conducted power, the upper bound on antenna gain for a device with a single RF output shall be selected as the maximum in-band gain of the antenna across all operating bands, or 2dBi, whichever is greater.

And the maximum in-band gain of the antenna is 3.3 dBi.

Note 1: The frequency is fundamental signal which can be ignored.

Note 2: Which frequency is not within a restricted band, and its limit line is 20dB below the highest emission level.

Note 3: Average measurement was not performed if peak level went lower than the average limit.

Note 4: The harmonic (2th ,3th , 4th,…etc.) and other spurious are not reported, because those levels are lower than average limit line and background noise

Band III 11ac(HT20) CH140

Frequency (MHz)	Value (dBm)	Ground Reflection Factor (dB)	D (m)	Max gain (dBi)	Detector	E (dBμV/m)	Limit (dBμV/m)	Margin (dB)	Remark	Verdict
9280.9	-48.84	0	3	3.3	PK	49.72	86.44	36.72	Note 2	PASS
	N/A		3	3.3	AV	N/A	66.44	N/A	Note 3	PASS
20174.2	-47.1	0	3	3.3	PK	51.46	74.00	22.54	--	PASS
	N/A		3	3.3	AV	N/A	54.00	N/A	Note 3	PASS
5699.8	7.88	0	3	3.3	PK	106.44	N/A	N/A	Note 1	N/A
	-16.97		3	3.3	AV	81.59	N/A	N/A		N/A

Test Plots

Band III 11ac(HT20) CH140, SPURIOUS 1 GHz ~ 25 GHz

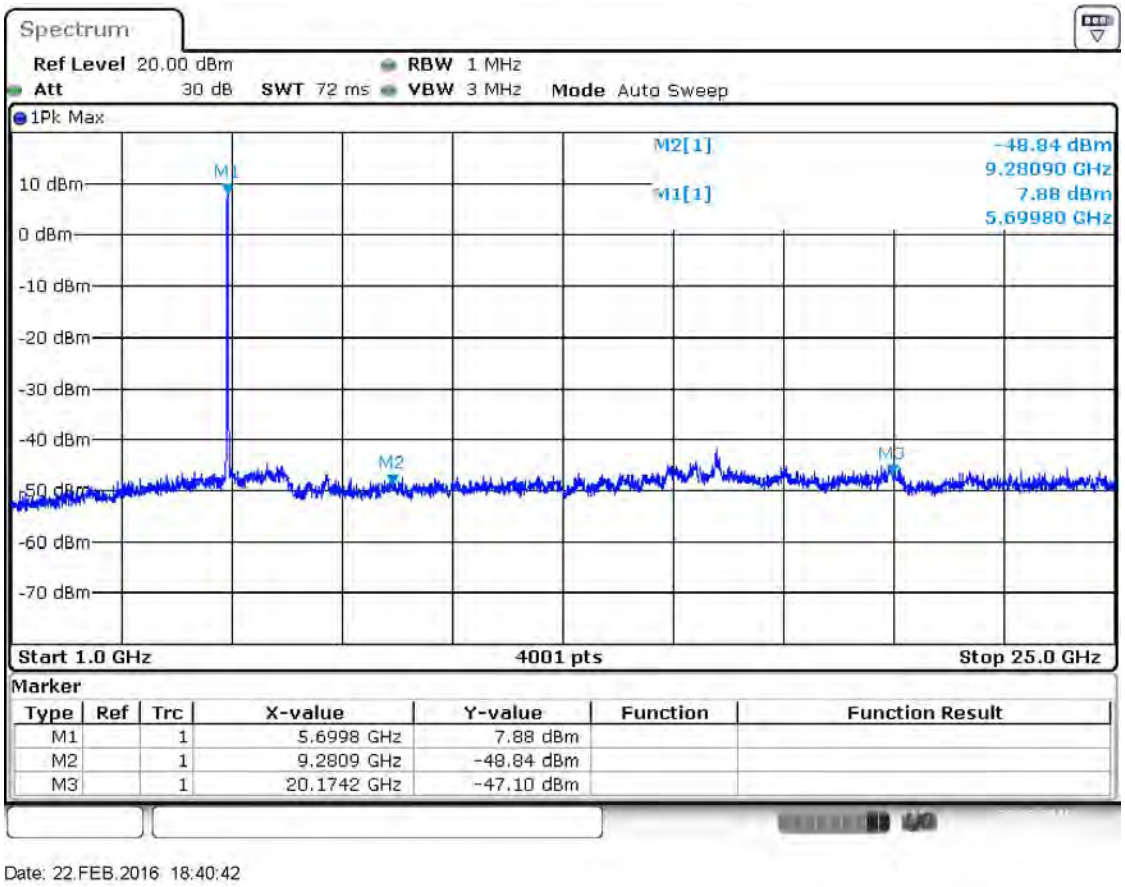

The EIRP based on the measured conducted power, the upper bound on antenna gain for a device with a single RF output shall be selected as the maximum in-band gain of the antenna across all operating bands, or 2dBi, whichever is greater.

And the maximum in-band gain of the antenna is3.3dBi.

Note 1: The frequency is fundamental signal which can be ignored.

Note 2: Which frequency is not within a restricted band, and its limit line is 20dB below the highest emission level.

Note 3: Average measurement was not performed if peak level went lower than the average limit.

Note 4: The harmonic (3th ,4th , 5th,…etc.) and other spurious are not reported, because those levels are lower than average limit line and background noise

Band III 11ac(HT40) CH102

Frequency (MHz)	Value (dBm)	Ground Reflection Factor (dB)	D (m)	Max gain (dBi)	Detector	E (dBμV/m)	Limit (dBμV/m)	Margin (dB)	Remark	Verdict
9256.9	-48.86	0	3	3.3	PK	49.70	86.06	36.36	Note 2	PASS
	N/A		3	3.3	AV	N/A	66.06	N/A	Note 3	PASS
20108.2	-46.12	0	3	3.3	PK	52.44	74.00	21.56	--	PASS
	N/A		3	3.3	AV	N/A	54.00	N/A	Note 3	PASS
5513.9	7.5	0	3	3.3	PK	106.06	N/A	N/A	Note 1	N/A
	-17.35		3	3.3	AV	81.21	N/A	N/A		N/A

Test Plots

Band III 11ac(HT40) CH102, SPURIOUS 1 GHz ~ 25 GHz

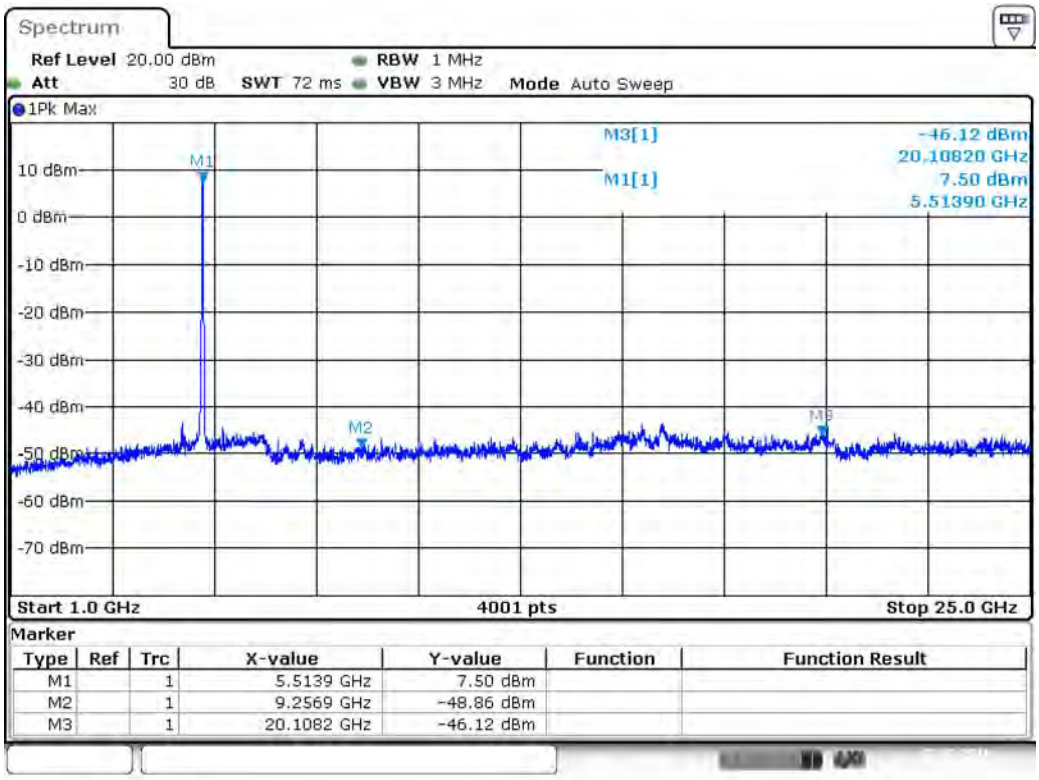

Date: 22.FEB.2016 19:00:38

The EIRP based on the measured conducted power, the upper bound on antenna gain for a device with a single RF output shall be selected as the maximum in-band gain of the antenna across all operating bands, or 2dBi, whichever is greater.

And the maximum in-band gain of the antenna is 3.3 dBi.

Note 1: The frequency is fundamental signal which can be ignored.

Note 2: Which frequency is not within a restricted band, and its limit line is 20dB below the highest emission level.

Note 3: Average measurement was not performed if peak level went lower than the average limit.

Note 4: The harmonic (2th ,3th , 4th,…etc.) and other spurious are not reported, because those levels are lower than average limit line and background noise

Band III 11ac(HT40) CH134

Frequency (MHz)	Value (dBm)	Ground Reflection Factor (dB)	D (m)	Max gain (dBi)	Detector	E (dBμV/m)	Limit (dBμV/m)	Margin (dB)	Remark	Verdict
7859.3	-46.48	0	3	3.3	PK	52.08	85.61	33.53	Note 2	PASS
	N/A		3	3.3	AV	N/A	65.61	N/A	Note 3	PASS
20072.2	-45.6	0	3	3.3	PK	52.96	74.00	21.04	--	PASS
	N/A		3	3.3	AV	N/A	54.00	N/A	Note 3	PASS
5669.8	7.05	0	3	3.3	PK	105.61	N/A	N/A	Note 1	N/A
	-17.80		3	3.3	AV	80.76	N/A	N/A		N/A

Test Plots

Band III 11ac(HT40) CH134, SPURIOUS 1 GHz ~ 25 GHz

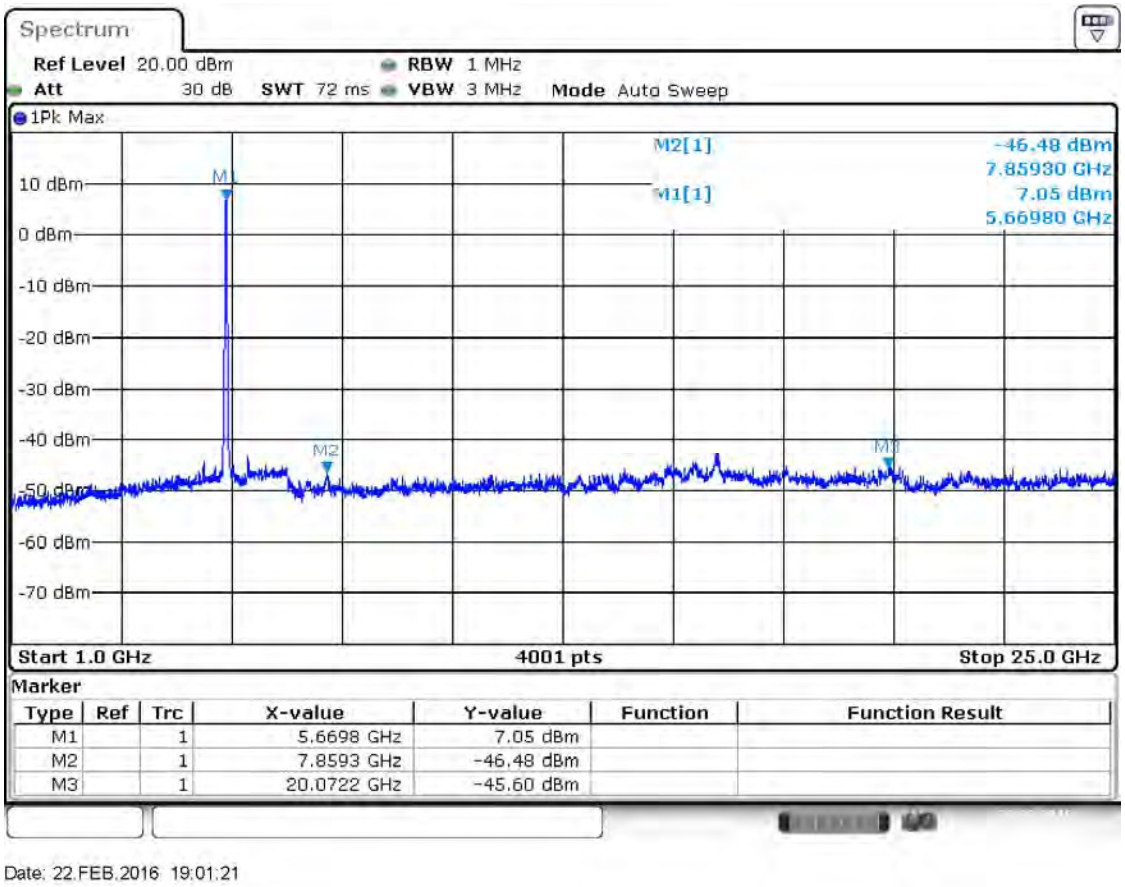

The EIRP based on the measured conducted power, the upper bound on antenna gain for a device with a single RF output shall be selected as the maximum in-band gain of the antenna across all operating bands, or 2dBi, whichever is greater.

And the maximum in-band gain of the antenna is 3.3 dBi.

Note 1: The frequency is fundamental signal which can be ignored.

Note 2: Which frequency is not within a restricted band, and its limit line is 20dB below the highest emission level.

Note 3: Average measurement was not performed if peak level went lower than the average limit.

Note 4: The harmonic (3th ,4th , 5th,…etc.) and other spurious are not reported, because those levels are lower than average limit line and background noise

Band III 11ac(HT80) CH106

Frequency (MHz)	Value (dBm)	Ground Reflection Factor (dB)	D (m)	Max gain (dBi)	Detector	E (dBμV/m)	Limit (dBμV/m)	Margin (dB)	Remark	Verdict
7865.3	-46.01	0	3	3.3	PK	52.55	80.87	28.32	Note 2	PASS
	N/A		3	3.3	AV	N/A	60.87	N/A	Note 3	PASS
16317.2	-43.53	0	3	3.3	PK	55.03	80.87	25.84	Note 2	PASS
	N/A		3	3.3	AV	N/A	60.87	N/A	Note 3	PASS
5537.9	2.31	0	3	3.3	PK	100.87	N/A	N/A	Note 1	N/A
	-22.54		3	3.3	AV	76.02	N/A	N/A		N/A

Test Plots

Band III 11ac(HT80) CH106, SPURIOUS 1 GHz ~ 25 GHz

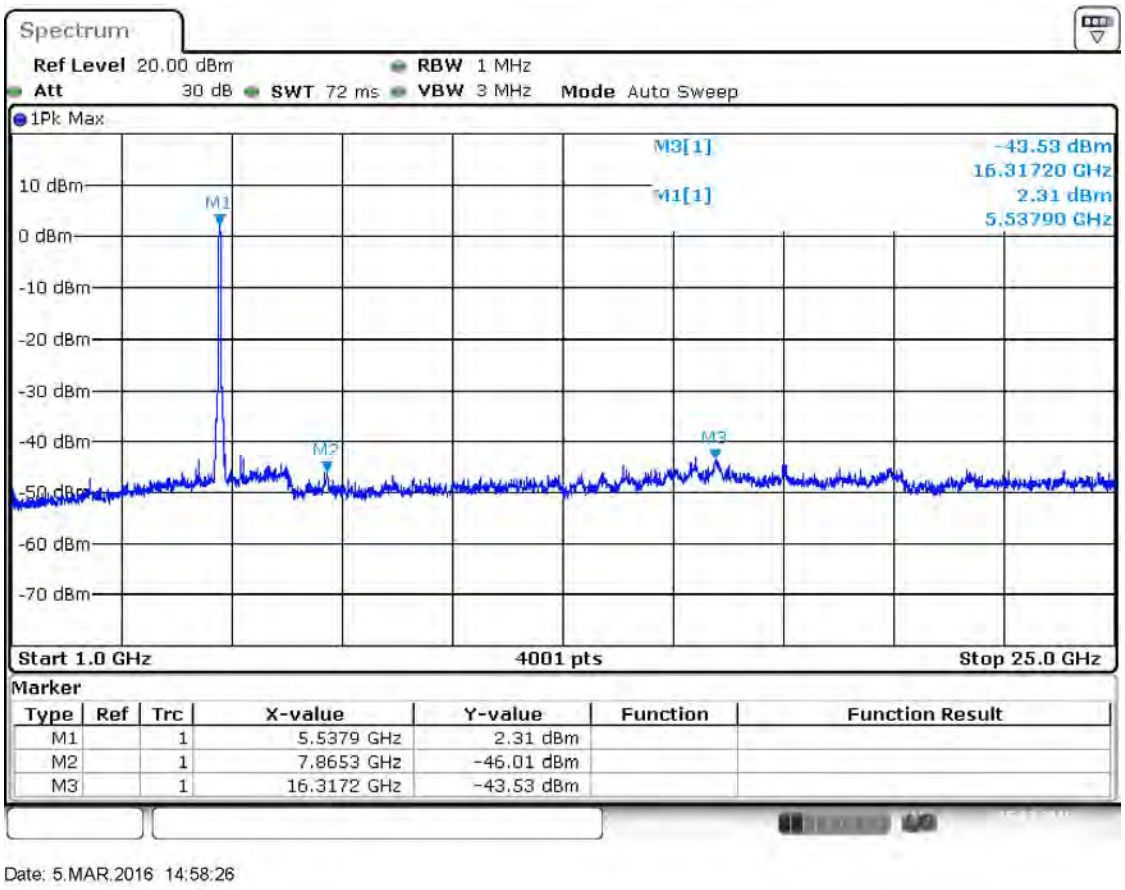

The EIRP based on the measured conducted power, the upper bound on antenna gain for a device with a single RF output shall be selected as the maximum in-band gain of the antenna across all operating bands, or 2dBi, whichever is greater.

And the maximum in-band gain of the antenna is 3.7 dBi.

Note 1: The frequency is fundamental signal which can be ignored.

Note 2: Which frequency is not within a restricted band, and its limit line is 20dB below the highest emission level.

Note 3: Average measurement was not performed if peak level went lower than the average limit.

Note 4: The harmonic (3th ,4th , 5th,…etc.) and other spurious are not reported, because those levels are lower than average limit line and background noise

Band IV 11a CH149

Frequency (MHz)	Value (dBm)	Ground Reflection Factor (dB)	D (m)	Max gain (dBi)	Detector	E (dBμV/m)	Limit (dBμV/m)	Margin (dB)	Remark	Verdict
11674.3	-47.35	0	3	3.7	PK	51.61	74.00	22.39	--	PASS
	-72.20		3	3.7	AV	26.76	54.00	27.24	--	PASS
16317.2	-43.78	0	3	3.7	PK	55.18	85.78	30.60	Note 2	PASS
	N/A		3	3.7	AV	N/A	65.78	N/A	Note 3	PASS
5741.8	6.82	0	3	3.7	PK	105.78	N/A	N/A	Note 1	N/A
	-18.03		3	3.7	AV	80.93	N/A	N/A		N/A

Test Plots

Band IV 11a CH149, SPURIOUS 1 GHz ~ 25 GHz

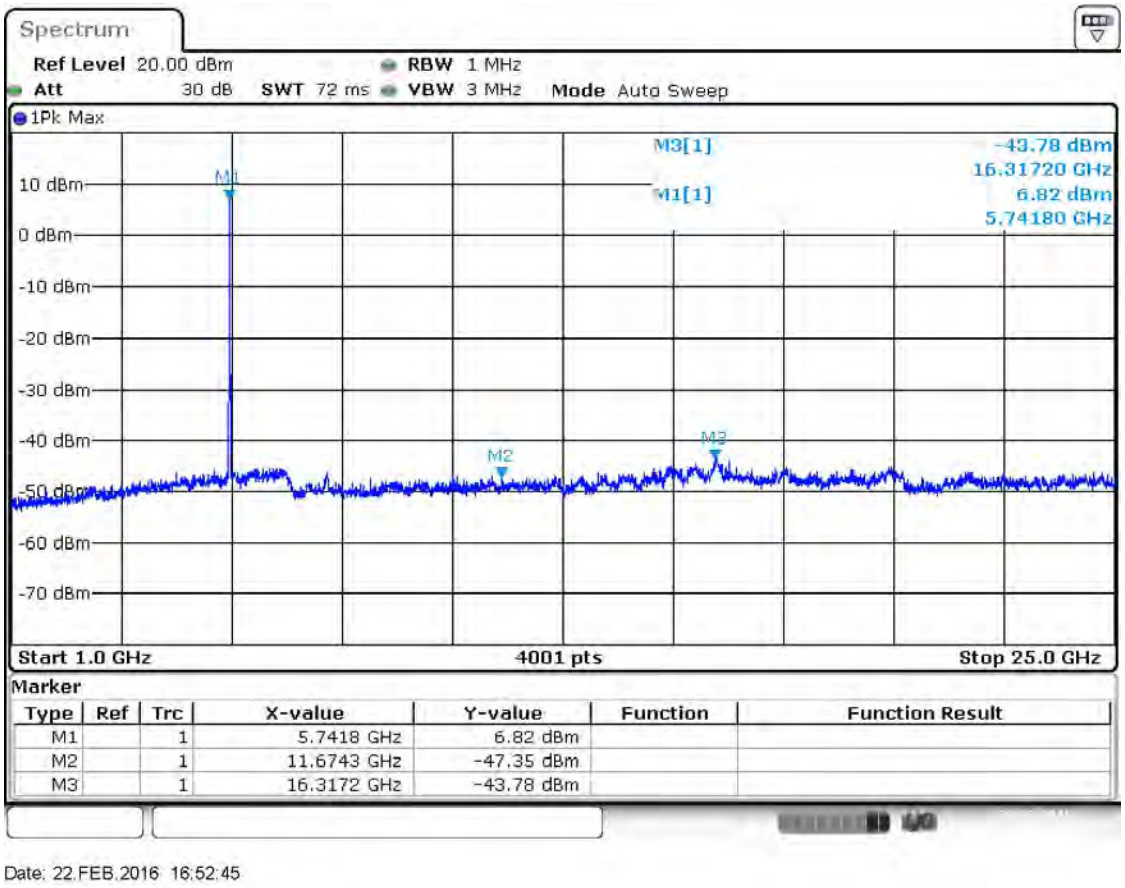

Date: 22.FEB.2016 16:52:45

The EIRP based on the measured conducted power, the upper bound on antenna gain for a device with a single RF output shall be selected as the maximum in-band gain of the antenna across all operating bands, or 2dBi, whichever is greater.

And the maximum in-band gain of the antenna is 3.7 dBi.

Note 1: The frequency is fundamental signal which can be ignored.

Note 2: Which frequency is not within a restricted band, and its limit line is 20dB below the highest emission level.

Note 3: Average measurement was not performed if peak level went lower than the average limit.

Note 4: The harmonic (2th ,3th , 4th,…etc.) and other spurious are not reported, because those levels are lower than average limit line and background noise

Band IV 11a CH157

Frequency (MHz)	Value (dBm)	Ground Reflection Factor (dB)	D (m)	Max gain (dBi)	Detector	E (dBμV/m)	Limit (dBμV/m)	Margin (dB)	Remark	Verdict
9274.9	-49.8	0	3	3.7	PK	49.16	86.49	37.33	Note 2	PASS
	N/A		3	3.7	AV	N/A	66.49	N/A	Note 3	PASS
16341.2	-45.03	0	3	3.7	PK	53.93	86.49	32.56	Note 2	PASS
	N/A		3	3.7	AV	N/A	66.49	N/A	Note 3	PASS
5783.8	7.53	0	3	3.7	PK	106.49	N/A	N/A	Note 1	N/A
	-17.32		3	3.7	AV	81.64	N/A	N/A		N/A

Test Plots

Band IV 11a CH157, SPURIOUS 1 GHz ~ 25 GHz

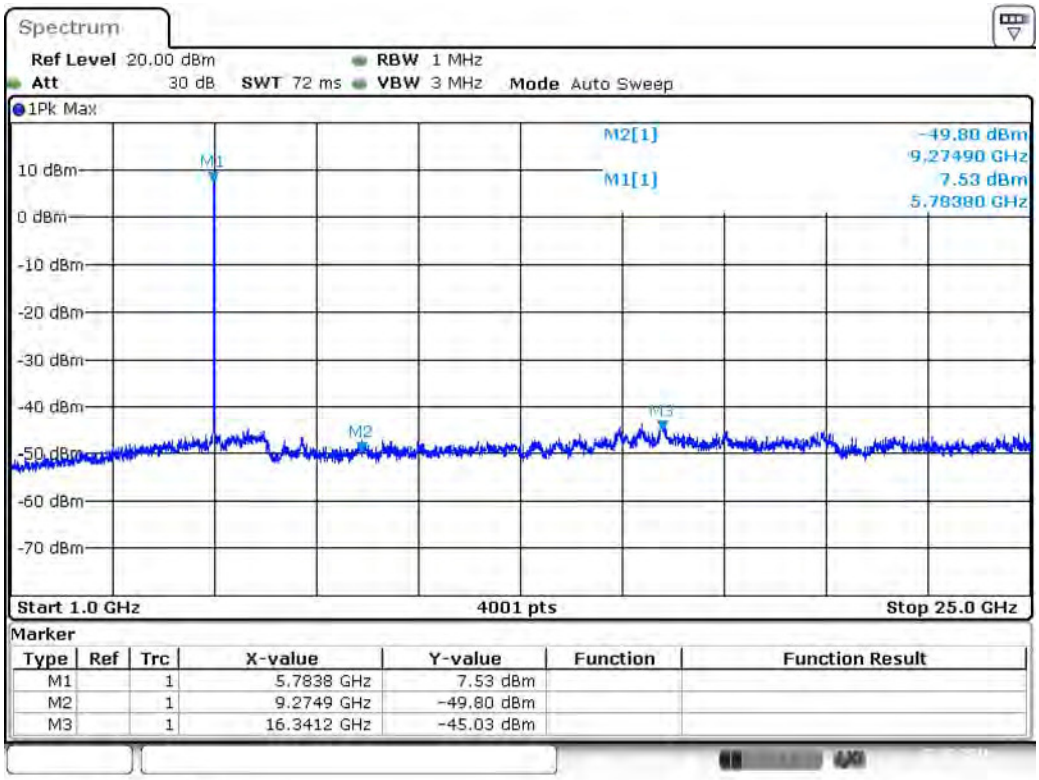

Date: 22.FEB.2016 17:00:29