The EIRP based on the measured conducted power, the upper bound on antenna gain for a device with a single RF output shall be selected as the maximum in-band gain of the antenna across all operating bands, or 2dBi, whichever is greater.

And the maximum in-band gain of the antenna is 3.7 dBi.

Note 1: The frequency is fundamental signal which can be ignored.

Note 2: Which frequency is not within a restricted band, and its limit line is 20dB below the highest emission level.

Note 3: Average measurement was not performed if peak level went lower than the average limit.

Note 4: The harmonic (2th ,3th , 4th,…etc.) and other spurious are not reported, because those levels are lower than average limit line and background noise

Band IV 11a CH165

Frequency (MHz)	Value (dBm)	Ground Reflection Factor (dB)	D (m)	Max gain (dBi)	Detector	E (dBμV/m)	Limit (dBμV/m)	Margin (dB)	Remark	Verdict
10036.7	-46.68	0	3	3.7	PK	52.28	85.36	33.08	Note 2	PASS
	N/A		3	3.7	AV	N/A	65.36	N/A	Note 3	PASS
16323.2	-42.79	0	3	3.7	PK	56.17	85.36	29.19	Note 2	PASS
	N/A		3	3.7	AV	N/A	65.36	N/A	Note 3	PASS
5825.8	6.4	0	3	3.7	PK	105.36	N/A	N/A	Note 1	N/A
	-18.45		3	3.7	AV	80.51	N/A	N/A		N/A

Test Plots

Band IV 11a CH165, SPURIOUS 1 GHz ~ 25 GHz

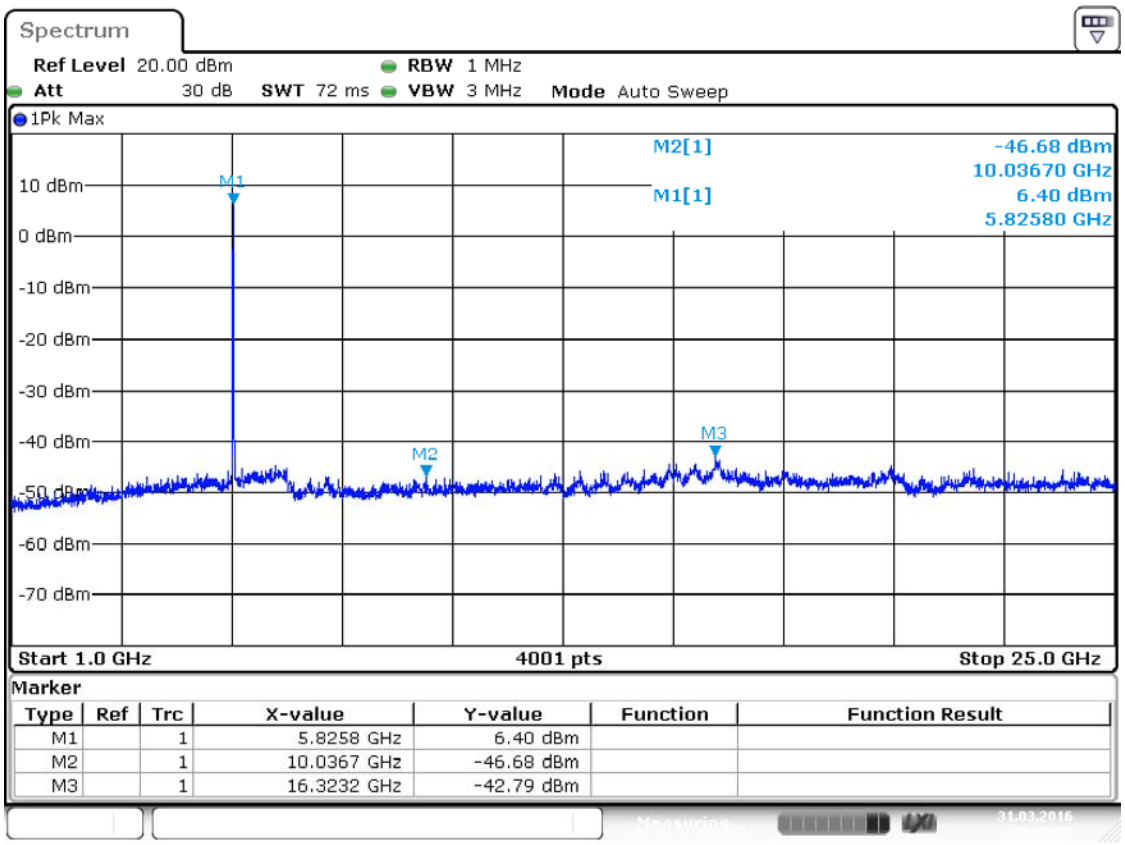

Date: 31.MAR.2016 20:36:26

The EIRP based on the measured conducted power, the upper bound on antenna gain for a device with a single RF output shall be selected as the maximum in-band gain of the antenna across all operating bands, or 2dBi, whichever is greater.

And the maximum in-band gain of the antenna is 3.7 dBi.

Note 1: The frequency is fundamental signal which can be ignored.

Note 2: Which frequency is not within a restricted band, and its limit line is 20dB below the highest emission level.

Note 3: Average measurement was not performed if peak level went lower than the average limit.

Note 4: The harmonic (2th ,3th , 4th,…etc.) and other spurious are not reported, because those levels are lower than average limit line and background noise

Band IV 11n(HT20) CH149

Frequency (MHz)	Value (dBm)	Ground Reflection Factor (dB)	D (m)	Max gain (dBi)	Detector	E (dBμV/m)	Limit (dBμV/m)	Margin (dB)	Remark	Verdict
7883.3	-46.84	0	3	3.7	PK	52.12	86.68	34.56	Note 2	PASS
	N/A		3	3.7	AV	N/A	66.68	N/A	Note 3	PASS
16317.2	-44.52	0	3	3.7	PK	54.44	86.68	32.24	Note 2	PASS
	N/A		3	3.7	AV	N/A	66.68	N/A	Note 3	PASS
5747.8	7.72	0	3	3.7	PK	106.68	N/A	N/A	Note 1	N/A
	-17.13		3	3.7	AV	81.83	N/A	N/A		N/A

Test Plots

Band IV 11n(HT20) CH149, SPURIOUS 1 GHz ~ 25 GHz

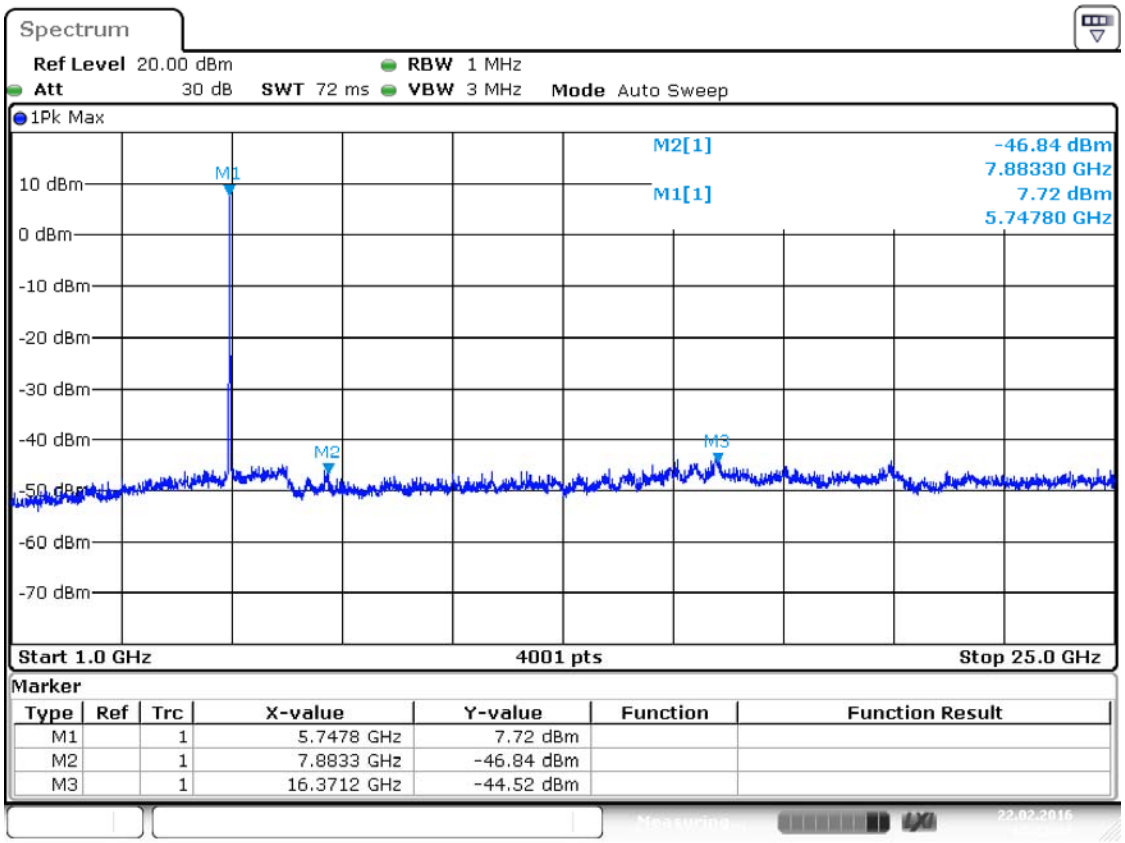

Date: 22.FEB.2016 17:21:32

The EIRP based on the measured conducted power, the upper bound on antenna gain for a device with a single RF output shall be selected as the maximum in-band gain of the antenna across all operating bands, or 2dBi, whichever is greater.

And the maximum in-band gain of the antenna is 3.7 dBi.

Note 1: The frequency is fundamental signal which can be ignored.

Note 2: Which frequency is not within a restricted band, and its limit line is 20dB below the highest emission level.

Note 3: Average measurement was not performed if peak level went lower than the average limit.

Note 4: The harmonic (2th ,3th , 4th,…etc.) and other spurious are not reported, because those levels are lower than average limit line and background noise

Band IV 11n(HT20) CH157

Frequency (MHz)	Value (dBm)	Ground Reflection Factor (dB)	D (m)	Max gain (dBi)	Detector	E (dBμV/m)	Limit (dBμV/m)	Margin (dB)	Remark	Verdict
7871.3	-47.84	0	3	3.7	PK	51.12	85.54	34.42	Note 2	PASS
	N/A		3	3.7	AV	N/A	65.54	N/A	Note 3	PASS
16323.2	-44.96	0	3	3.7	PK	54.00	85.54	31.54	Note 2	PASS
	N/A		3	3.7	AV	N/A	65.54	N/A	Note 3	PASS
5783.8	6.58	0	3	3.7	PK	105.54	N/A	N/A	Note 1	N/A
	-18.27		3	3.7	AV	80.69	N/A	N/A		N/A

Test Plots

Band IV 11n(HT20) CH157, SPURIOUS 1 GHz ~ 25 GHz

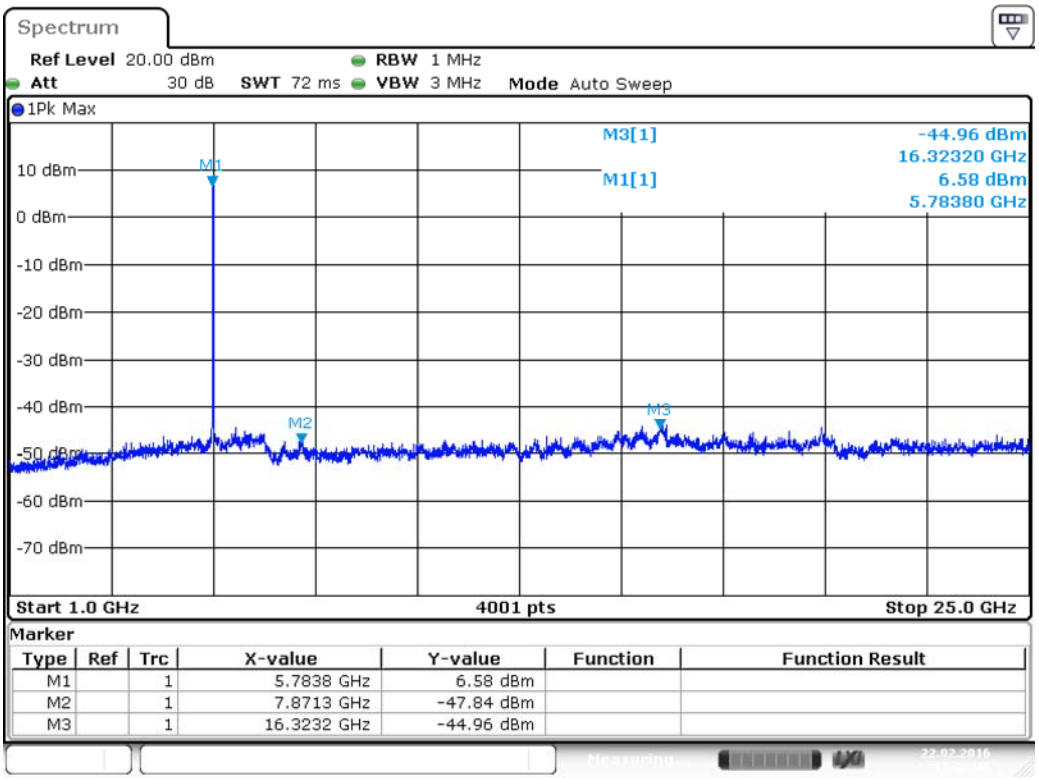

Date: 22.FEB.2016 17:26:47

The EIRP based on the measured conducted power, the upper bound on antenna gain for a device with a single RF output shall be selected as the maximum in-band gain of the antenna across all operating bands, or 2dBi, whichever is greater.

And the maximum in-band gain of the antenna is 3.7 dBi.

Note 1: The frequency is fundamental signal which can be ignored.

Note 2: Which frequency is not within a restricted band, and its limit line is 20dB below the highest emission level.

Note 3: Average measurement was not performed if peak level went lower than the average limit.

Note 4: The harmonic (2th ,3th , 4th,…etc.) and other spurious are not reported, because those levels are lower than average limit line and background noise

Band IV 11n(HT20) CH165

Frequency (MHz)	Value (dBm)	Ground Reflection Factor (dB)	D (m)	Max gain (dBi)	Detector	E (dBμV/m)	Limit (dBμV/m)	Margin (dB)	Remark	Verdict
7871.3	-45.22	0	3	3.7	PK	53.74	86.32	32.58	Note 2	PASS
	N/A		3	3.7	AV	N/A	66.32	N/A	Note 3	PASS
15897.3	-43.08	0	3	3.7	PK	55.88	74.00	18.12	Note 3	PASS
	N/A		3	3.7	AV	N/A	54.00	N/A		PASS
5825.8	7.36	0	3	3.7	PK	106.32	N/A	N/A	Note 1	N/A
	-17.49		3	3.7	AV	81.47	N/A	N/A		N/A

Test Plots

Band IV 11n(HT20) CH165, SPURIOUS 1 GHz ~ 25 GHz

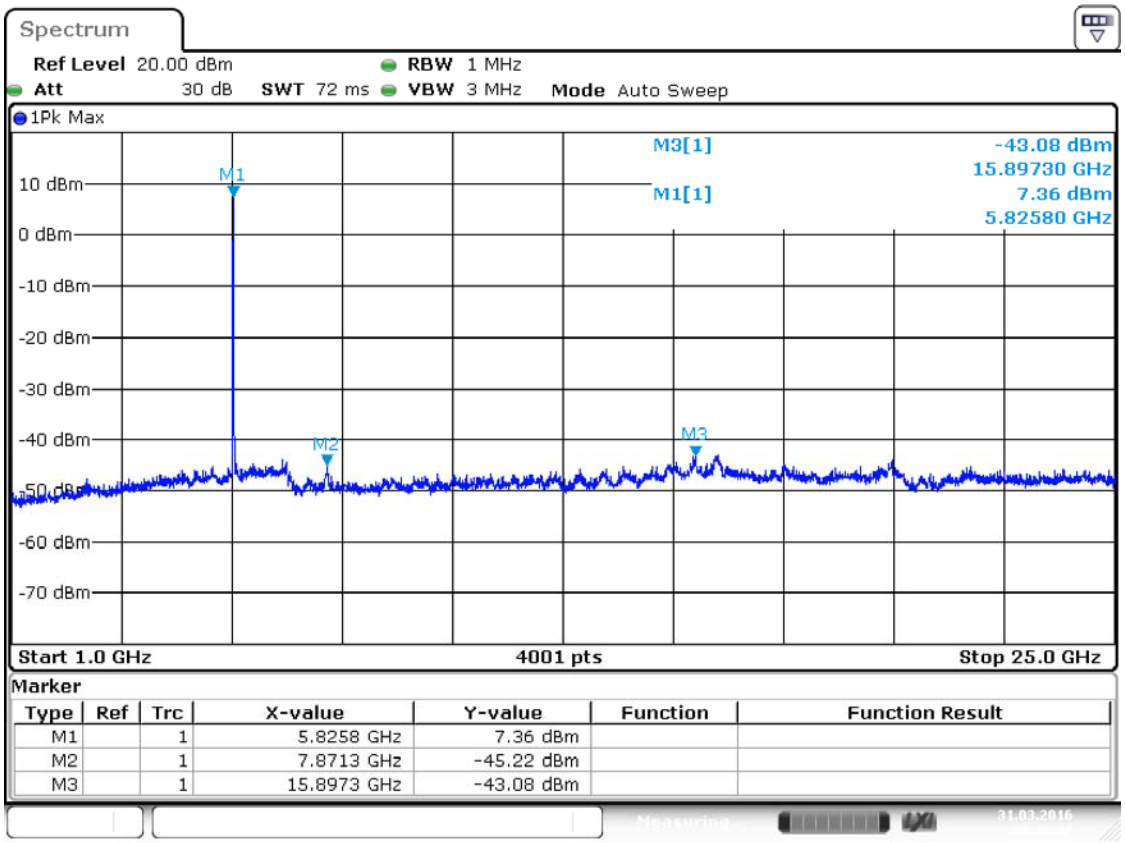

Date: 31.MAR.2016 20:35:47

The EIRP based on the measured conducted power, the upper bound on antenna gain for a device with a single RF output shall be selected as the maximum in-band gain of the antenna across all operating bands, or 2dBi, whichever is greater.

And the maximum in-band gain of the antenna is 3.7 dBi.

Note 1: The frequency is fundamental signal which can be ignored.

Note 2: Which frequency is not within a restricted band, and its limit line is 20dB below the highest emission level.

Note 3: Average measurement was not performed if peak level went lower than the average limit.

Note 4: The harmonic (2th ,3th , 4th,…etc.) and other spurious are not reported, because those levels are lower than average limit line and background noise

Band IV 11n(HT40) CH151

Frequency (MHz)	Value (dBm)	Ground Reflection Factor (dB)	D (m)	Max gain (dBi)	Detector	E (dBμV/m)	Limit (dBμV/m)	Margin (dB)	Remark	Verdict
7841.3	-47.43	0	3	3.7	PK	51.53	86.08	34.55	Note 2	PASS
	N/A		3	3.7	AV	N/A	66.08	N/A	Note 3	PASS
20138.2	-46.23	0	3	3.7	PK	52.73	74.00	21.27	--	PASS
	N/A		3	3.7	AV	N/A	54.00	N/A	Note 3	PASS
5759.8	7.12	0	3	3.7	PK	106.08	N/A	N/A	Note 1	N/A
	-17.73		3	3.7	AV	81.23	N/A	N/A		N/A

Test Plots

Band IV 11n(HT40) CH151, SPURIOUS 1 GHz ~ 25 GHz

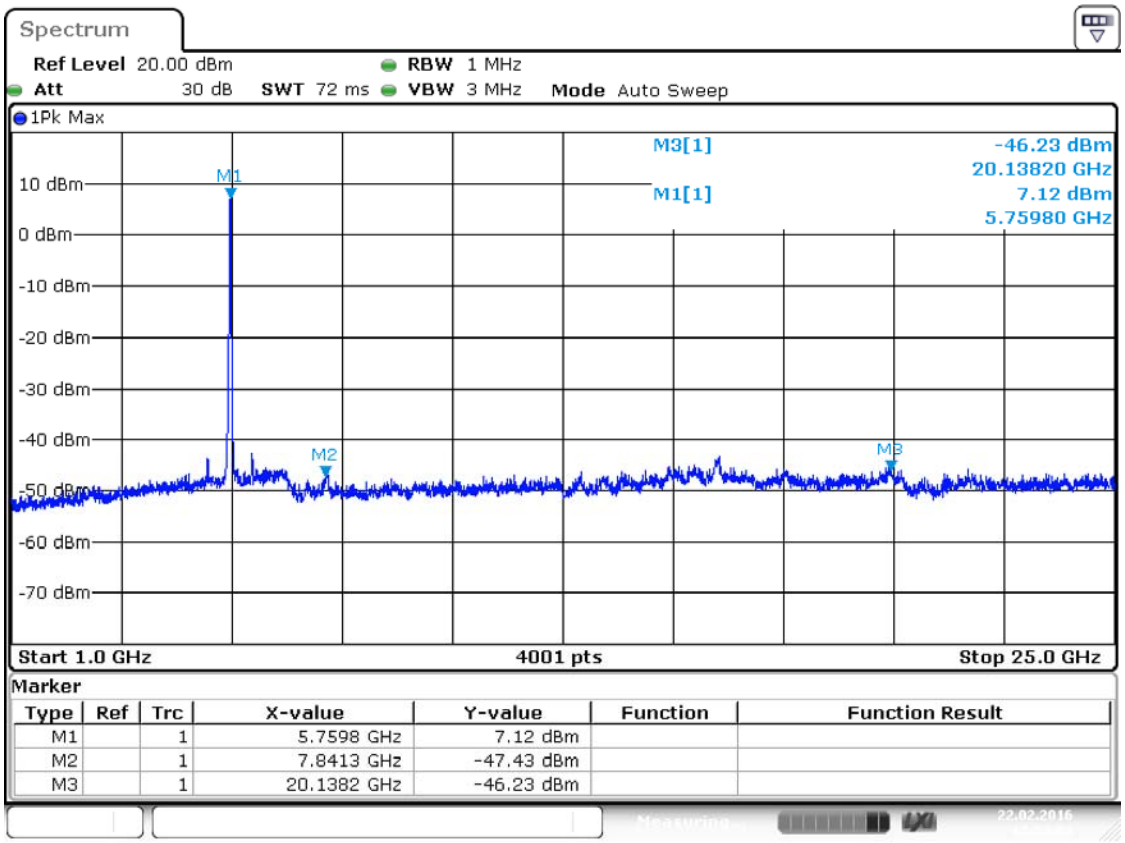

Date: 22.FEB.2016 17:53:01

The EIRP based on the measured conducted power, the upper bound on antenna gain for a device with a single RF output shall be selected as the maximum in-band gain of the antenna across all operating bands, or 2dBi, whichever is greater.

And the maximum in-band gain of the antenna is 3.7 dBi.

Note 1: The frequency is fundamental signal which can be ignored.

Note 2: Which frequency is not within a restricted band, and its limit line is 20dB below the highest emission level.

Note 3: Average measurement was not performed if peak level went lower than the average limit.

Note 4: The harmonic (2th ,3th , 4th,…etc.) and other spurious are not reported, because those levels are lower than average limit line and background noise

Band IV 11n(HT40) CH159

Frequency (MHz)	Value (dBm)	Ground Reflection Factor (dB)	D (m)	Max gain (dBi)	Detector	E (dBμV/m)	Limit (dBμV/m)	Margin (dB)	Remark	Verdict
7871.3	-47.64	0	3	3.7	PK	51.32	85.27	33.95	Note 2	PASS
	N/A		3	3.7	AV	N/A	65.27	N/A	Note 3	PASS
20078.2	-47.01	0	3	3.7	PK	51.95	74.00	22.05	--	PASS
	N/A		3	3.7	AV	N/A	54.00	N/A	Note 3	PASS
5801.8	6.31	0	3	3.7	PK	105.27	N/A	N/A	Note 1	N/A
	-18.54		3	3.7	AV	80.42	N/A	N/A		N/A

Test Plots

Band IV 11n(HT40) CH159, SPURIOUS 1 GHz ~ 25 GHz

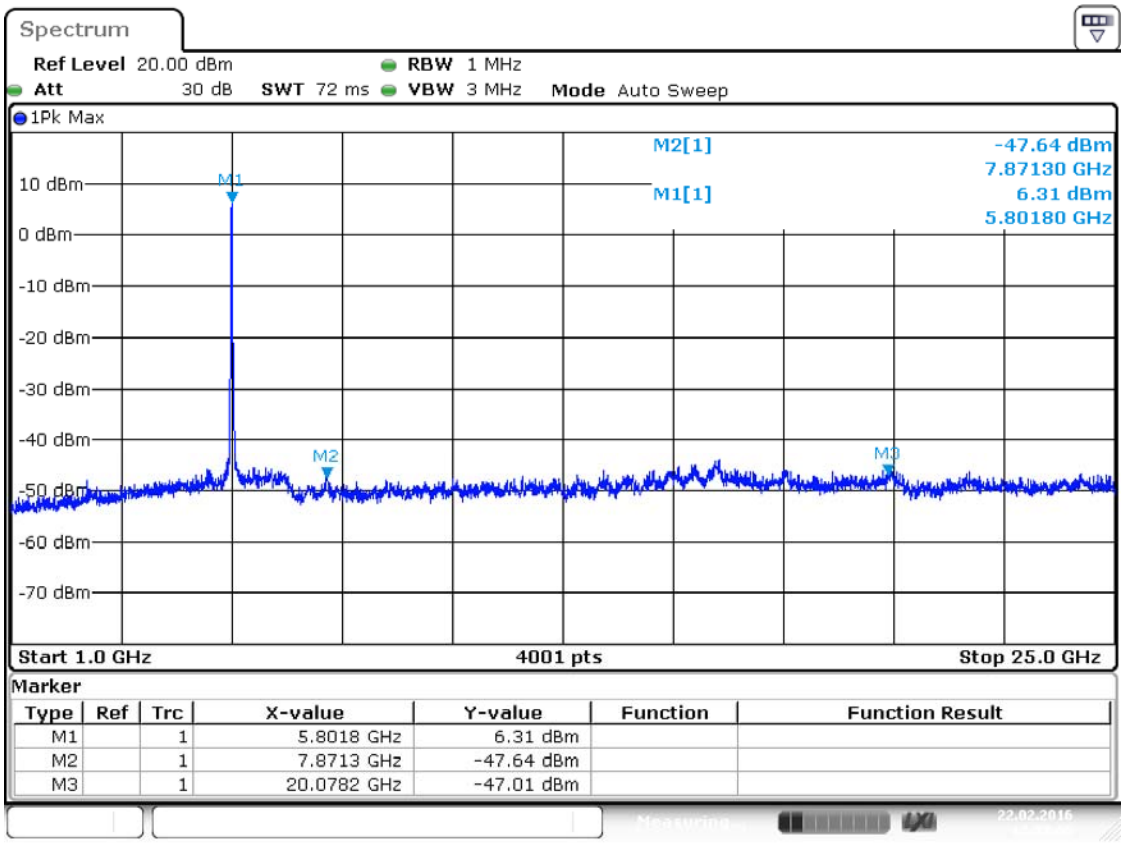

Date: 22.FEB.2016 17:57:05

The EIRP based on the measured conducted power, the upper bound on antenna gain for a device with a single RF output shall be selected as the maximum in-band gain of the antenna across all operating bands, or 2dBi, whichever is greater.

And the maximum in-band gain of the antenna is 3.7 dBi.

Note 1: The frequency is fundamental signal which can be ignored.

Note 2: Which frequency is not within a restricted band, and its limit line is 20dB below the highest emission level.

Note 3: Average measurement was not performed if peak level went lower than the average limit.

Note 4: The harmonic (2th ,3th , 4th,…etc.) and other spurious are not reported, because those levels are lower than average limit line and background noise

Band IV 11ac(HT20) CH149

Frequency (MHz)	Value (dBm)	Ground Reflection Factor (dB)	D (m)	Max gain (dBi)	Detector	E (dBμV/m)	Limit (dBμV/m)	Margin (dB)	Remark	Verdict
9161	-46.74	0	3	3.7	PK	52.22	74.00	21.78	--	PASS
	N/A		3	3.7	AV	N/A	54.00	N/A	Note 3	PASS
20108.2	-45.18	0	3	3.7	PK	53.78	74.00	20.22	--	PASS
	N/A		3	3.7	AV	N/A	54.00	N/A	Note 3	PASS
5747.8	8.06	0	3	3.7	PK	107.02	N/A	N/A	Note 1	N/A
	-16.79		3	3.7	AV	82.17	N/A	N/A		N/A

Test Plots

Band IV 11ac(HT20) CH149, SPURIOUS 1 GHz ~ 25 GHz

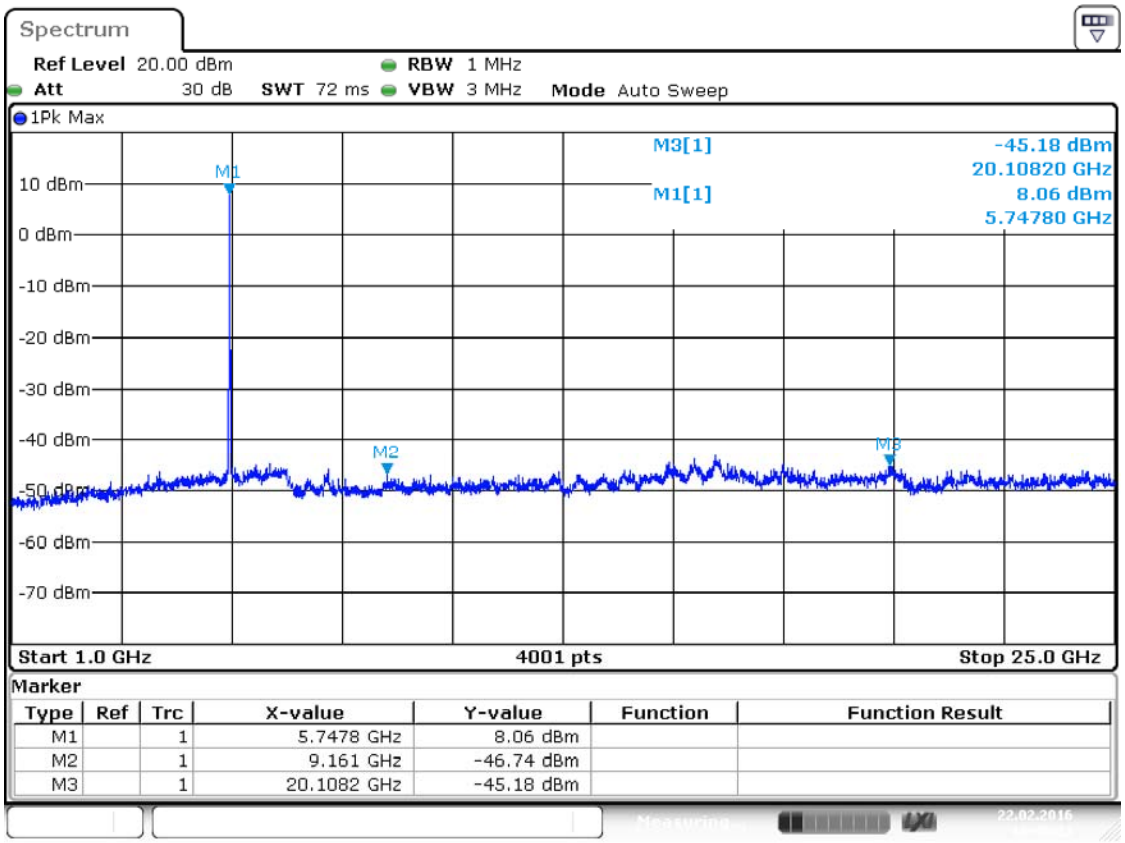

Date: 22.FEB.2016 18:45:22

The EIRP based on the measured conducted power, the upper bound on antenna gain for a device with a single RF output shall be selected as the maximum in-band gain of the antenna across all operating bands, or 2dBi, whichever is greater.

And the maximum in-band gain of the antenna is 3.7 dBi.

Note 1: The frequency is fundamental signal which can be ignored.

Note 2: Which frequency is not within a restricted band, and its limit line is 20dB below the highest emission level.

Note 3: Average measurement was not performed if peak level went lower than the average limit.

Note 4: The harmonic (2th ,3th , 4th,…etc.) and other spurious are not reported, because those levels are lower than average limit line and background noise

Band IV 11ac(HT20) CH157

Frequency (MHz)	Value (dBm)	Ground Reflection Factor (dB)	D (m)	Max gain (dBi)	Detector	E (dBμV/m)	Limit (dBμV/m)	Margin (dB)	Remark	Verdict
7871.3	-47.01	0	3	3.7	PK	51.95	86.78	34.83	Note 2	PASS
	N/A		3	3.7	AV	N/A	66.78	N/A	Note 3	PASS
16371.2	-46.04	0	3	3.7	PK	52.92	86.78	33.86	Note 2	PASS
	N/A		3	3.7	AV	N/A	66.78	N/A	Note 3	PASS
5783.8	7.82	0	3	3.7	PK	106.78	N/A	N/A	Note 1	N/A
	-17.03		3	3.7	AV	81.93	N/A	N/A		N/A

Test Plots

Band IV 11ac(HT20) CH157, SPURIOUS 1 GHz ~ 25 GHz

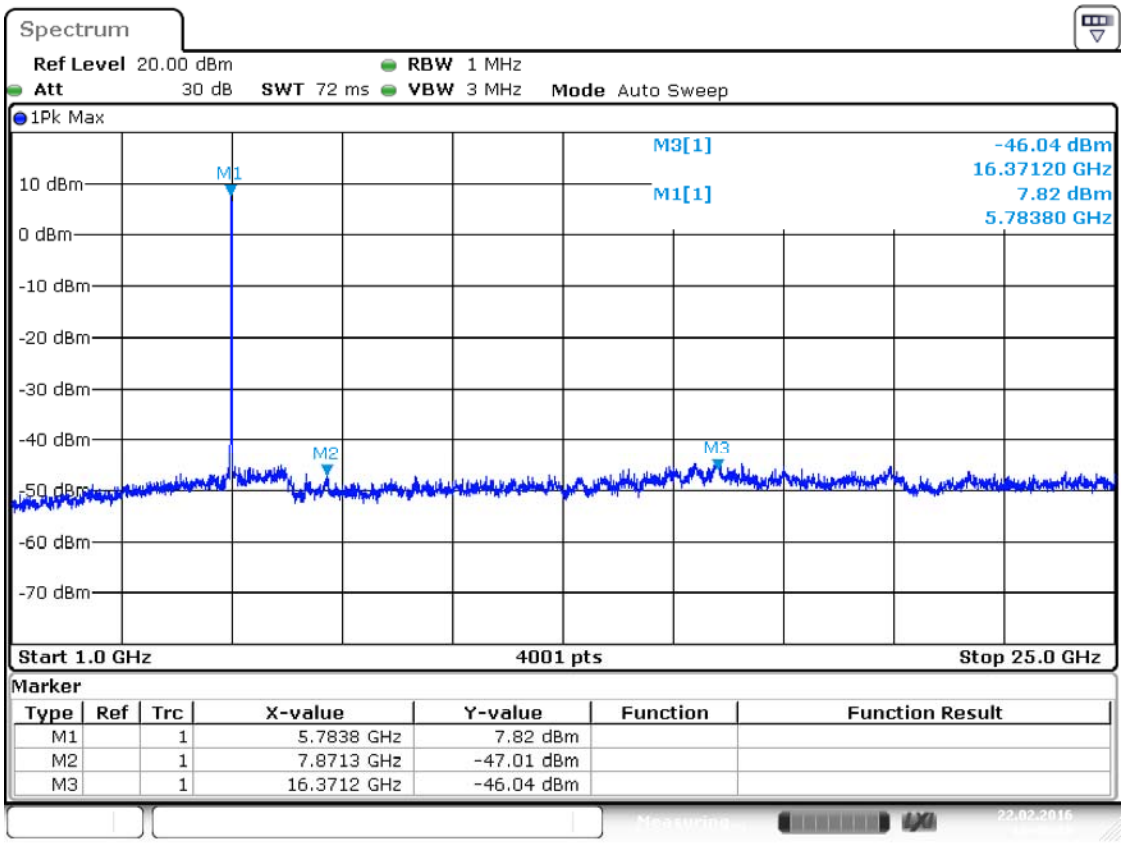

Date: 22.FEB.2016 18:49:19

The EIRP based on the measured conducted power, the upper bound on antenna gain for a device with a single RF output shall be selected as the maximum in-band gain of the antenna across all operating bands, or 2dBi, whichever is greater.

And the maximum in-band gain of the antenna is 3.7 dBi.

Note 1: The frequency is fundamental signal which can be ignored.

Note 2: Which frequency is not within a restricted band, and its limit line is 20dB below the highest emission level.

Note 3: Average measurement was not performed if peak level went lower than the average limit.

Note 4: The harmonic (2th ,3th , 4th,…etc.) and other spurious are not reported, because those levels are lower than average limit line and background noise

Band IV 11ac(HT20) CH165

Frequency (MHz)	Value (dBm)	Ground Reflection Factor (dB)	D (m)	Max gain (dBi)	Detector	E (dBμV/m)	Limit (dBμV/m)	Margin (dB)	Remark	Verdict
7865.3	-48.14	0	3	3.7	PK	50.82	85.57	34.75	Note 2	PASS
	N/A		3	3.7	AV	N/A	65.57	N/A	Note 3	PASS
15873.3	-46.29	0	3	3.7	PK	52.67	74.00	21.33	Note 3	PASS
	N/A		3	3.7	AV	N/A	54.00	N/A		PASS
5825.8	6.61	0	3	3.7	PK	105.57	N/A	N/A	Note 1	N/A
	-18.24		3	3.7	AV	80.72	N/A	N/A		N/A

Test Plots

Band IV 11ac(HT20) CH165, SPURIOUS 1 GHz ~ 25 GHz

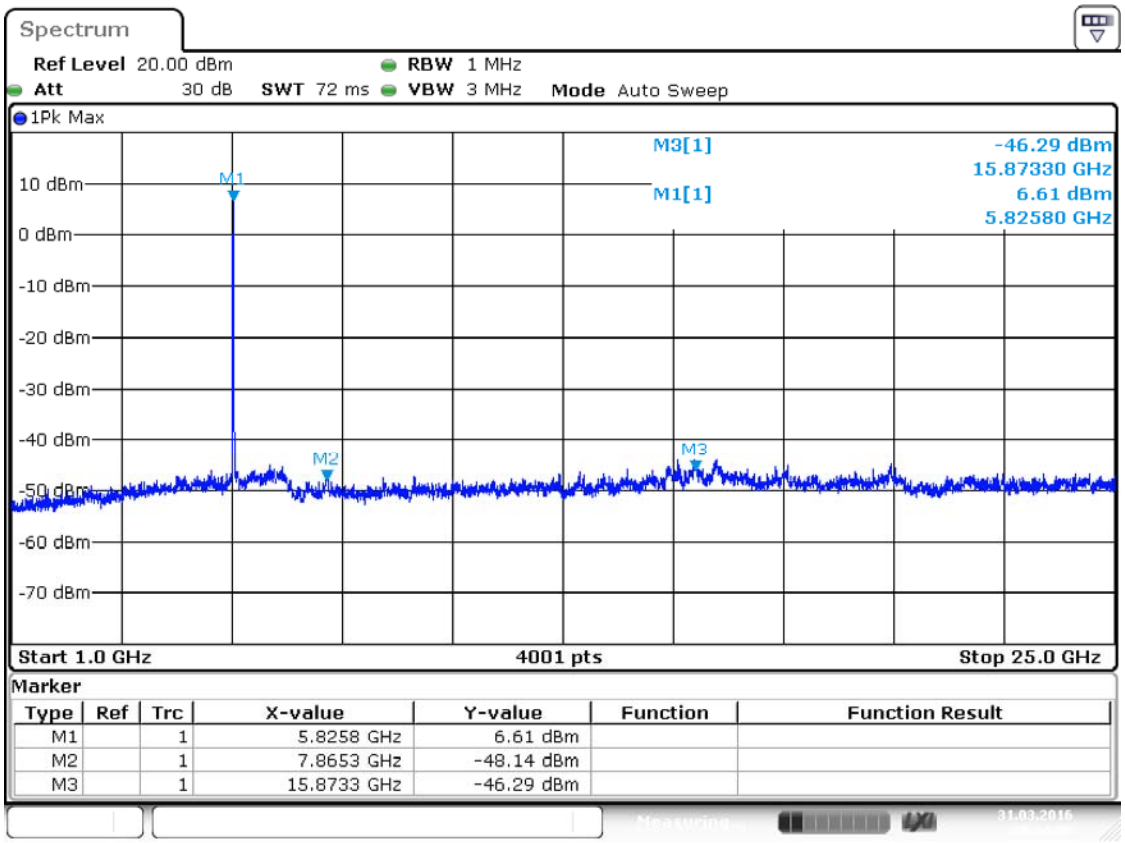

Date: 31.MAR.2016 20:34:00

The EIRP based on the measured conducted power, the upper bound on antenna gain for a device with a single RF output shall be selected as the maximum in-band gain of the antenna across all operating bands, or 2dBi, whichever is greater.

And the maximum in-band gain of the antenna is 3.7 dBi.

Note 1: The frequency is fundamental signal which can be ignored.

Note 2: Which frequency is not within a restricted band, and its limit line is 20dB below the highest emission level.

Note 3: Average measurement was not performed if peak level went lower than the average limit.

Note 4: The harmonic (2th ,3th , 4th,…etc.) and other spurious are not reported, because those levels are lower than average limit line and background noise

Band IV 11ac(HT40) CH151

Frequency (MHz)	Value (dBm)	Ground Reflection Factor (dB)	D (m)	Max gain (dBi)	Detector	E (dBμV/m)	Limit (dBμV/m)	Margin (dB)	Remark	Verdict
7865.3	-47.35	0	3	3.7	PK	51.61	86.71	35.10	Note 2	PASS
	N/A		3	3.7	AV	N/A	66.71	N/A	Note 3	PASS
20036.2	-47.44	0	3	3.7	PK	51.52	74.00	22.48	--	PASS
	N/A		3	3.7	AV	N/A	54.00	N/A	Note 3	PASS
5753.8	7.75	0	3	3.7	PK	106.71	N/A	N/A	Note 1	N/A
	-17.10		3	3.7	AV	81.86	N/A	N/A		N/A

Test Plots

Band IV 11ac(HT40) CH151, SPURIOUS 1 GHz ~ 25 GHz

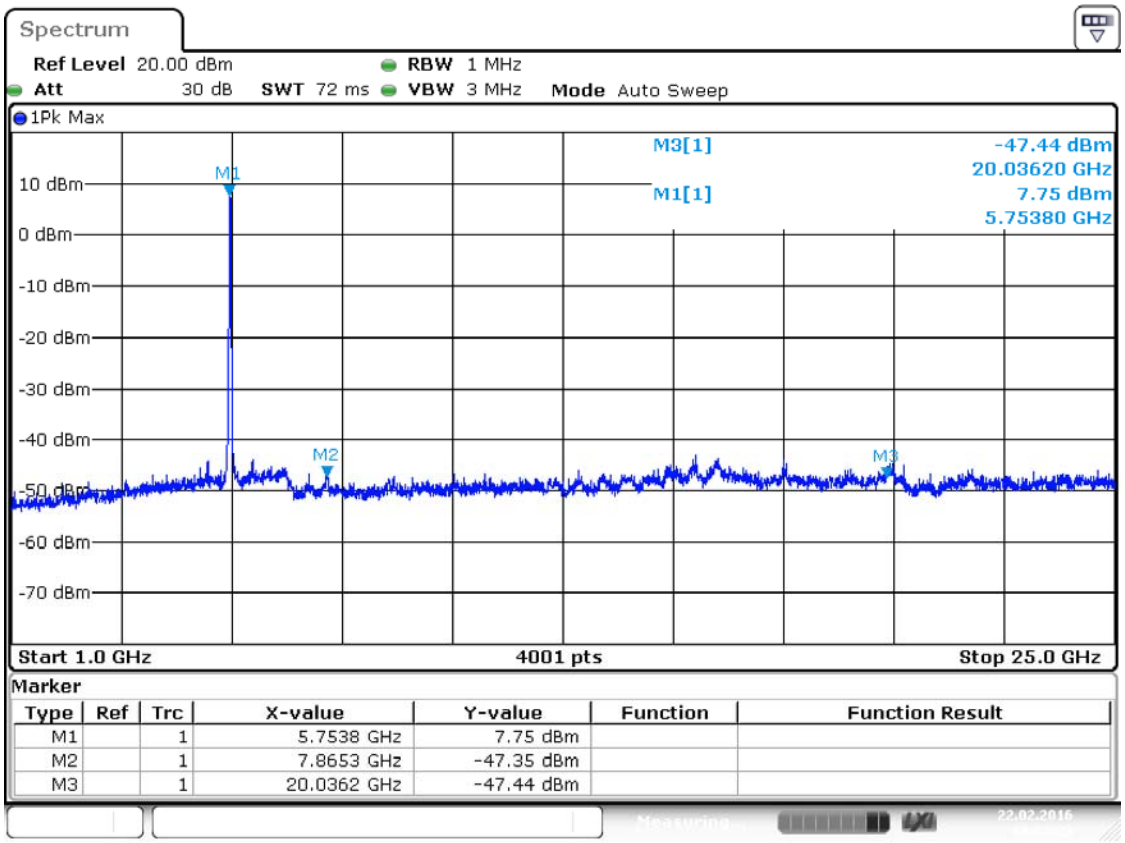

Date: 22.FEB.2016 19:03:23

The EIRP based on the measured conducted power, the upper bound on antenna gain for a device with a single RF output shall be selected as the maximum in-band gain of the antenna across all operating bands, or 2dBi, whichever is greater.

And the maximum in-band gain of the antenna is 3.7dBi.

Note 1: The frequency is fundamental signal which can be ignored.

Note 2: Which frequency is not within a restricted band, and its limit line is 20dB below the highest emission level.

Note 3: Average measurement was not performed if peak level went lower than the average limit.

Note 4: The harmonic (2th ,3th , 4th,…etc.) and other spurious are not reported, because those levels are lower than average limit line and background noise

Band IV 11ac(HT40) CH159

Frequency (MHz)	Value (dBm)	Ground Reflection Factor (dB)	D (m)	Max gain (dBi)	Detector	E (dBμV/m)	Limit (dBμV/m)	Margin (dB)	Remark	Verdict
7883.3	-46.93	0	3	3.7	PK	52.03	85.66	33.63	Note 2	PASS
	N/A		3	3.7	AV	N/A	65.66	N/A	Note 3	PASS
20108.2	-45.66	0	3	3.7	PK	53.30	74.00	20.70	--	PASS
	N/A		3	3.7	AV	N/A	54.00	N/A	Note 3	PASS
5789.8	6.7	0	3	3.7	PK	105.66	N/A	N/A	Note 1	N/A
	-18.15		3	3.7	AV	80.81	N/A	N/A		N/A

Test Plots

Band IV 11ac(HT40) CH159, SPURIOUS 1 GHz ~ 25 GHz

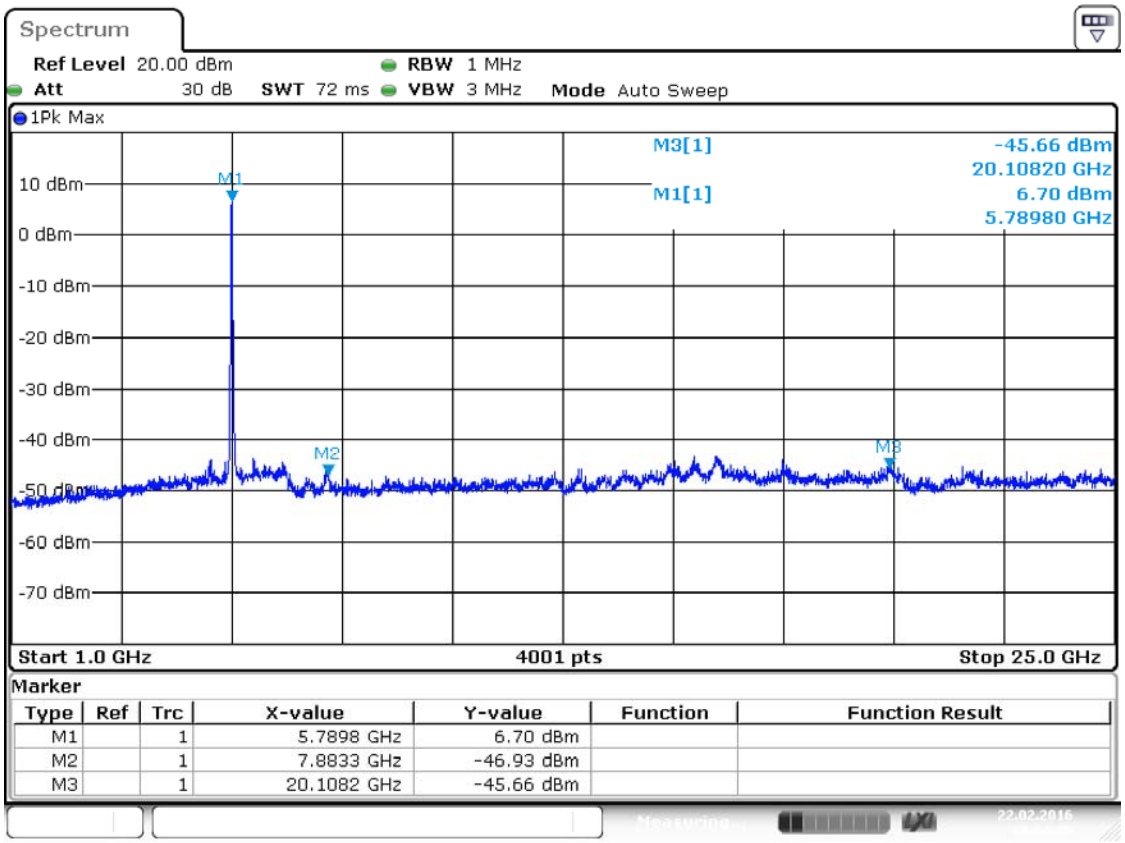

Date: 22.FEB.2016 19:04:10

The EIRP based on the measured conducted power, the upper bound on antenna gain for a device with a single RF output shall be selected as the maximum in-band gain of the antenna across all operating bands, or 2dBi, whichever is greater.

And the maximum in-band gain of the antenna is 3.7 dBi.

Note 1: The frequency is fundamental signal which can be ignored.

Note 2: Which frequency is not within a restricted band, and its limit line is 20dB below the highest emission level.

Note 3: Average measurement was not performed if peak level went lower than the average limit.

Note 4: The harmonic (2th ,3th , 4th,…etc.) and other spurious are not reported, because those levels are lower than average limit line and background noise

Band IV 11ac(HT80) CH155

Frequency (MHz)	Value (dBm)	Ground Reflection Factor (dB)	D (m)	Max gain (dBi)	Detector	E (dBμV/m)	Limit (dBμV/m)	Margin (dB)	Remark	Verdict
16389.2	-43.25	0	3	3.7	PK	54.01	81.39	27.38	Note 2	PASS
	N/A		3	3.7	AV	N/A	61.39	N/A	Note 3	PASS
20144.2	-45.26	0	3	3.7	PK	52	74	22	--	PASS
	N/A		3	3.7	AV	N/A	54	N/A	Note 3	PASS
5795.8	4.13	0	3	3.7	PK	101.39	N/A	N/A	Note 1	N/A
	-20.72		3	3.7	AV	76.54	N/A	N/A		N/A

Test Plots

Band IV 11ac(HT80) CH155, SPURIOUS 1 GHz ~ 25 GHz

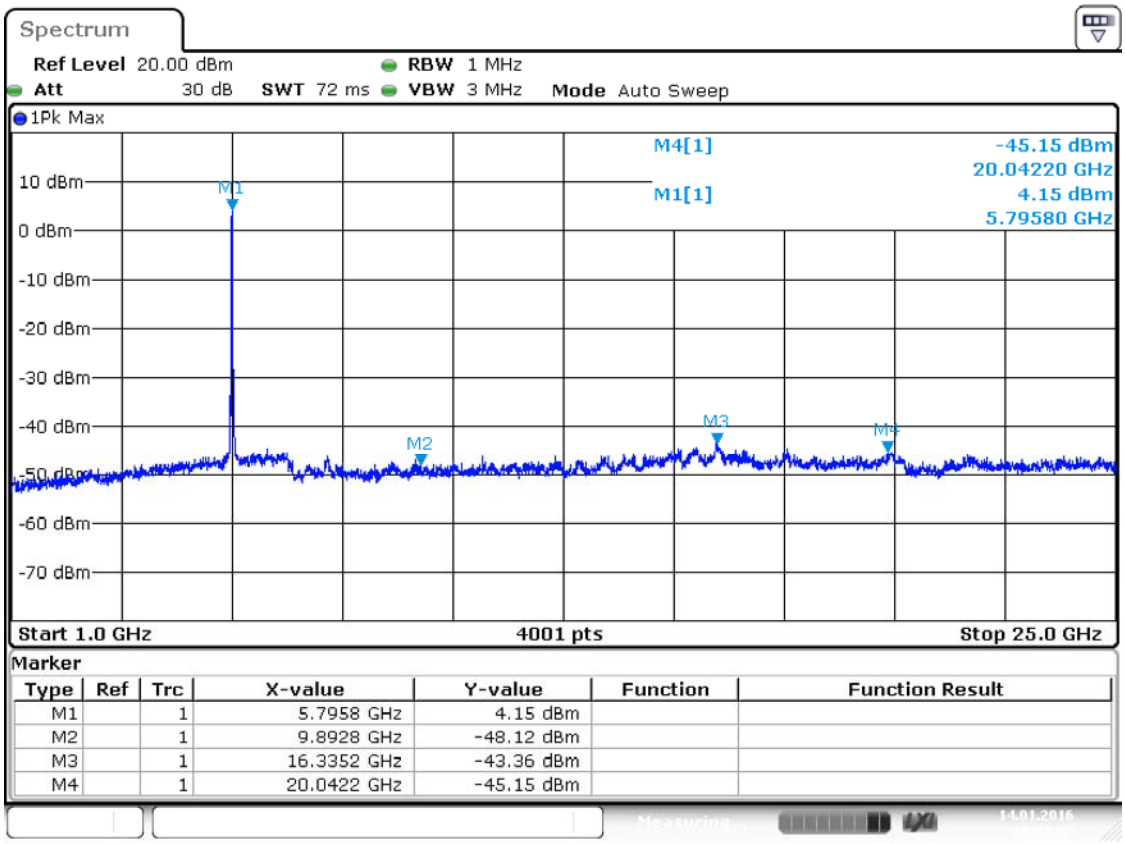

Date: 14.JAN.2016 19:28:07

Test Frequency: 25 GHz ~ 40 GHz

Note: Only noise floor was seen.

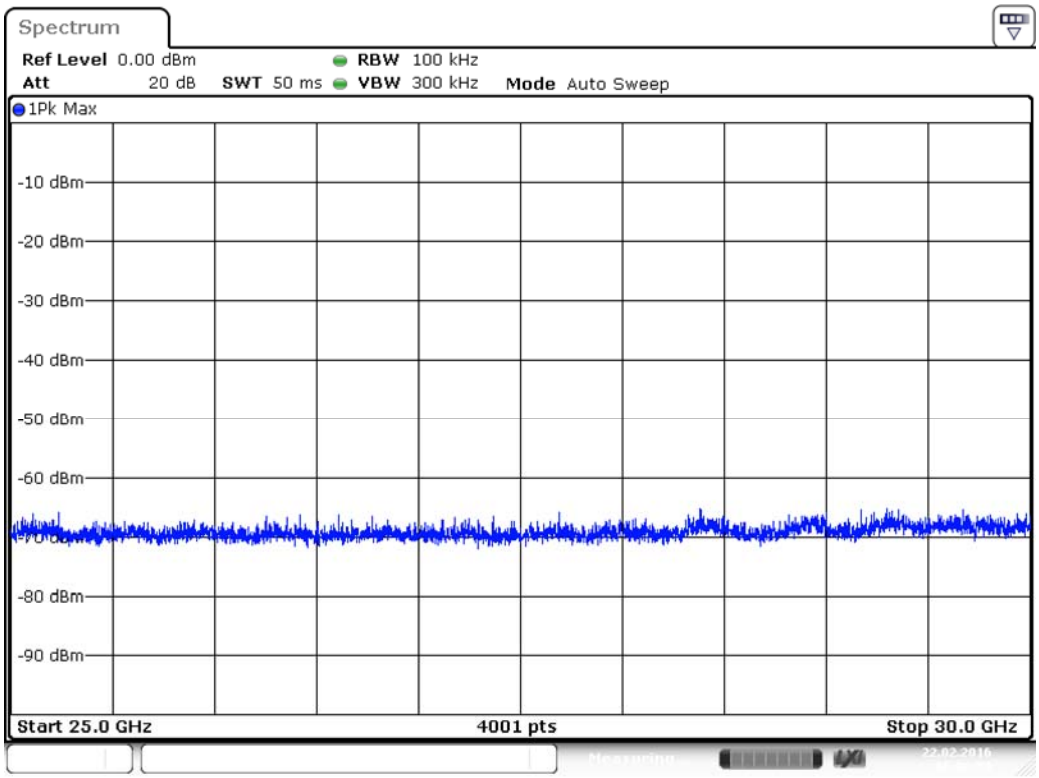

Date: 22.FEB.2016 16:06:59

Cabinet Radiated spurious emission test

Note 1: The symbol of "--" in the table which means not application.

Note 2: For the test data above 1 GHz，According the ANSI C63.4, where limits are specified for both average and peak (or quasi-peak) detector functions, if the peak (or quasi-peak) measured value complies with the average limit, it is unnecessary to perform an average measurement.

Note 3: The low frequency, which started from 9 kHz to 30 MHz, was pre-scanned and the result which was 20 dB lower than the limit line per 15.31(o) was not reported.

Not 4: All channel was test but only the worst data was reported in this report.

30 MHz to 1 GHz, ANT V

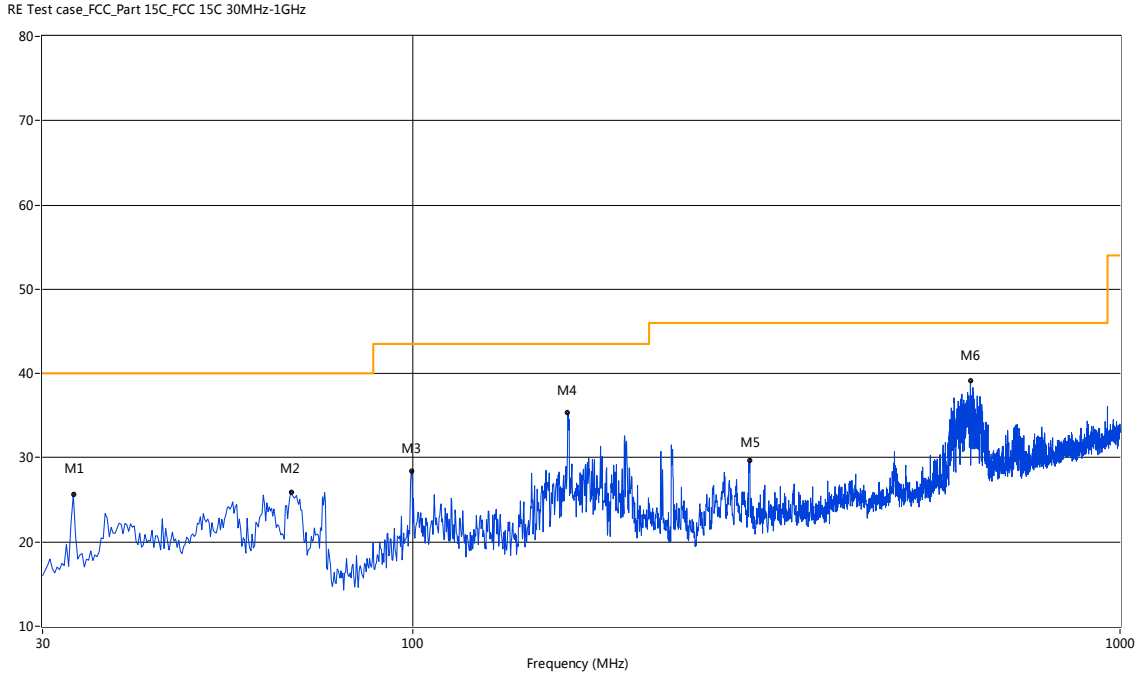

No.	Frequency (MHz)	Results (dBuV/m)	Factor (dB)	Limit (dBuV/m)	Margin (dB)	Detector	Table (o)	Height (cm)	ANT	Verdict
1	33.15	25.59	-21.90	40.0	14.41	Peak	242.00	100	Vertical	N/A
1*	33.15	5.47	-21.9	40.0	34.53	QP	242.00	100	Vertical	Pass
2	67.34	25.85	-21.61	40.0	14.15	Peak	18.00	100	Vertical	N/A
2*	67.34	6.34	-21.61	40.0	33.66	QP	18.00	100	Vertical	Pass
3	99.82	28.45	-20.20	43.5	15.05	Peak	118.00	100	Vertical	N/A
3*	99.82	14.75	-20.2	43.5	28.75	QP	118.00	100	Vertical	Pass
4	165.77	35.34	-22.91	43.5	8.16	Peak	267.00	100	Vertical	N/A
4*	165.77	17.37	-22.91	43.5	26.13	QP	267.00	100	Vertical	Pass
5	299.59	29.66	-17.64	46.0	16.34	Peak	47.00	100	Vertical	N/A
5*	299.59	12.38	-17.64	46.0	33.62	QP	47.00	100	Vertical	Pass
6	614.52	39.08	-10.24	46.0	6.92	Peak	298.00	100	Vertical	N/A
6*	614.52	20.76	-10.24	46.0	25.24	QP	298.00	100	Vertical	Pass

30 MHz to 1 GHz, ANT H

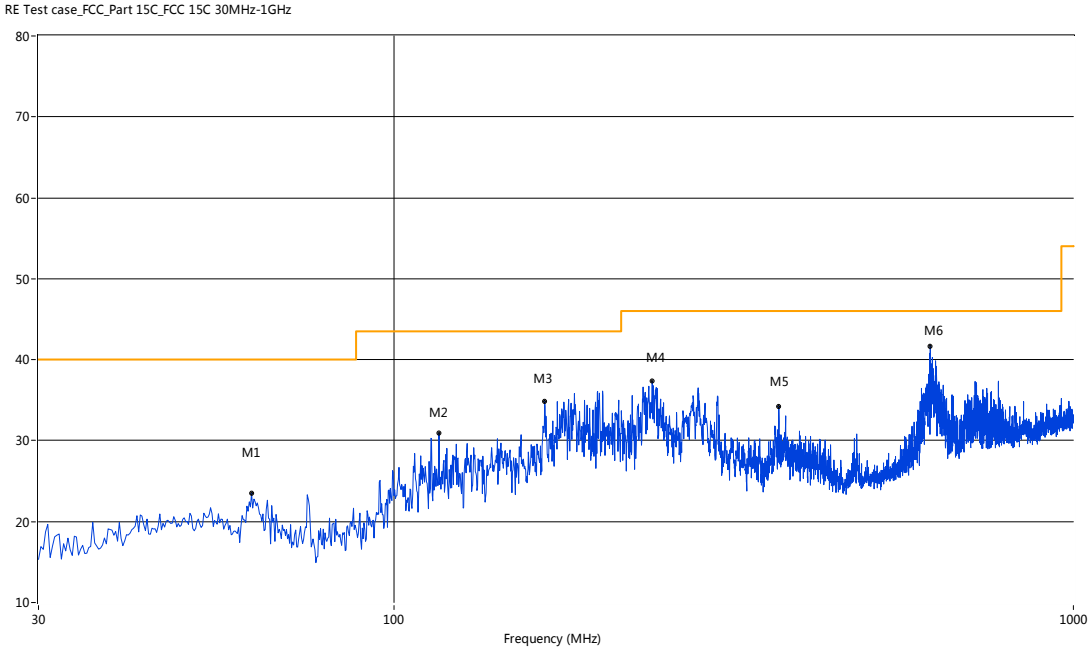

No.	Frequency (MHz)	Results (dBuV/m)	Factor (dB)	Limit (dBuV/m)	Margin (dB)	Detector	Table (o)	Height (cm)	ANT	Verdict
1	61.76	23.51	-20.29	40.0	16.49	Peak	342.00	100	Horizontal	N/A
1*	61.76	3.83	-20.29	40.0	36.17	QP	342.00	100	Horizontal	Pass
2	116.55	30.94	-21.21	43.5	12.56	Peak	4.00	100	Horizontal	N/A
2*	116.55	10.43	-21.21	43.5	33.07	QP	4.00	100	Horizontal	Pass
3	166.74	34.85	-22.85	43.5	8.65	Peak	172.00	100	Horizontal	N/A
3*	166.74	13.75	-22.85	43.5	29.75	QP	172.00	100	Horizontal	Pass
4	239.95	37.35	-19.10	46.0	8.65	Peak	254.00	100	Horizontal	N/A
4*	239.95	16.75	-19.1	46.0	29.25	QP	254.00	100	Horizontal	Pass
5	368.45	34.22	-16.00	46.0	11.78	Peak	122.00	100	Horizontal	N/A
5*	368.45	16.41	-16	46.0	29.59	QP	122.00	100	Horizontal	Pass
6	615.73	41.68	-10.36	46.0	4.32	Peak	182.00	100	Horizontal	N/A
6*	615.73	23.34	-10.36	46.0	22.66	QP	182.00	100	Horizontal	Pass

1 GHz to 40 GHz, ANT V Band I 11a Low channel

No.	Frequency (MHz)	Results (dBuV/m)	Factor (dB)	Limit (dBuV/m)	Margin (dB)	Detector	Table (o)	Height (cm)	ANT	Verdict
1	1619.35	45.09	-4.28	74.0	28.91	Peak	343.00	100	Vertical	Pass
2	2744.56	47.60	1.58	74.0	26.40	Peak	272.20	100	Vertical	Pass
3	4499.62	50.34	12.69	74.0	23.66	Peak	249.90	100	Vertical	Pass
4	9717.55	49.33	17.74	74.0	24.67	Peak	1.50	100	Vertical	Pass
5	12615.23	50.89	19.71	74.0	23.11	Peak	20.30	100	Vertical	Pass
6	19179.70	50.62	14.04	74.0	23.38	Peak	66.70	100	Vertical	Pass

1 GHz to 40 GHz, ANT H Band I 11a Low channel

No.	Frequency (MHz)	Results (dBuV/m)	Factor (dB)	Limit (dBuV/m)	Margin (dB)	Detector	Table (o)	Height (cm)	ANT	Verdict
1	1624.34	45.41	-4.24	74.0	28.59	Peak	284.10	100	Horizontal	Pass
2	2273.18	47.04	-0.51	74.0	26.96	Peak	323.00	100	Horizontal	Pass
3	4725.32	51.37	13.61	74.0	22.63	Peak	149.30	100	Horizontal	Pass
4	11121.46	51.15	20.22	74.0	22.85	Peak	168.60	100	Horizontal	Pass
5	16223.38	48.72	11.41	74.0	25.28	Peak	43.40	100	Horizontal	Pass
6	21915.14	49.57	12.55	74.0	24.43	Peak	338.90	100	Horizontal	Pass

1 GHz to 40 GHz, ANT V Band I 11a Middle channel

No.	Frequency (MHz)	Results (dBuV/m)	Factor (dB)	Limit (dBuV/m)	Margin (dB)	Detector	Table (o)	Height (cm)	ANT	Verdict
1	1619.35	45.09	-4.28	74.0	28.91	Peak	343.00	100	Vertical	Pass
2	2519.62	47.30	-0.11	74.0	26.70	Peak	100.10	100	Vertical	Pass
3	4685.58	51.20	13.22	74.0	22.80	Peak	301.00	100	Vertical	Pass
4	5988.00	51.91	15.80	74.0	22.09	Peak	221.90	100	Vertical	Pass
5	12042.43	51.56	20.83	74.0	22.44	Peak	0.30	100	Vertical	Pass
6	19179.70	50.51	14.04	74.0	23.49	Peak	66.70	100	Vertical	Pass

1 GHz to 40 GHz, ANT H Band I 11a Middle channel

No.	Frequency (MHz)	Results (dBuV/m)	Factor (dB)	Limit (dBuV/m)	Margin (dB)	Detector	Table (o)	Height (cm)	ANT	Verdict
1	1624.34	45.41	-4.24	74.0	28.59	Peak	284.10	100	Horizontal	Pass
2	2819.05	48.29	2.13	74.0	25.71	Peak	353.30	100	Horizontal	Pass
3	4725.32	51.37	13.61	74.0	22.63	Peak	149.30	100	Horizontal	Pass
4	9717.55	49.30	17.74	74.0	24.70	Peak	1.50	100	Horizontal	Pass
5	12289.52	51.22	20.65	74.0	22.78	Peak	281.00	100	Horizontal	Pass
6	19389.35	49.77	12.97	74.0	24.23	Peak	1.20	100	Horizontal	Pass

1 GHz to 40 GHz, ANT V Band I 11a High channel

No.	Frequency (MHz)	Results (dBuV/m)	Factor (dB)	Limit (dBuV/m)	Margin (dB)	Detector	Table (o)	Height (cm)	ANT	Verdict
1	1619.35	45.09	-4.28	74.0	28.91	Peak	343.00	100	Vertical	Pass
2	2308.17	47.00	-0.45	74.0	27.00	Peak	359.00	100	Vertical	Pass
3	4477.88	50.57	12.62	74.0	23.43	Peak	123.70	100	Vertical	Pass
4	5988.00	51.91	15.80	74.0	22.09	Peak	221.90	100	Vertical	Pass
5	12042.43	51.73	20.83	74.0	22.27	Peak	0.30	100	Vertical	Pass
6	19449.25	50.28	12.80	74.0	23.72	Peak	359.80	100	Vertical	Pass

1 GHz to 40 GHz, ANT H Band I 11a High channel

No.	Frequency (MHz)	Results (dBuV/m)	Factor (dB)	Limit (dBuV/m)	Margin (dB)	Detector	Table (o)	Height (cm)	ANT	Verdict
1	1154.96	43.70	-5.86	74.0	30.30	Peak	104.20	100	Horizontal	Pass
2	2273.18	47.04	-0.51	74.0	26.96	Peak	323.00	100	Horizontal	Pass
3	4725.32	51.37	13.61	74.0	22.63	Peak	149.30	100	Horizontal	Pass
4	5928.77	51.51	15.70	74.0	22.49	Peak	203.50	100	Horizontal	Pass
5	12042.43	52.04	20.83	74.0	21.96	Peak	0.30	100	Horizontal	Pass
6	19449.25	50.26	12.80	74.0	23.74	Peak	359.80	100	Horizontal	Pass

1 GHz to 40 GHz, ANT V Band I 11n20 Low channel

No.	Frequency (MHz)	Results (dBuV/m)	Factor (dB)	Limit (dBuV/m)	Margin (dB)	Detector	Table (o)	Height (cm)	ANT	Verdict
1	1319.92	43.12	-4.87	74.0	30.88	Peak	281.00	100	Vertical	Pass
2	2642.59	47.30	0.62	74.0	26.70	Peak	13.00	100	Vertical	Pass
3	5660.34	51.15	15.50	74.0	22.85	Peak	267.00	100	Vertical	Pass
4	9964.64	48.66	19.25	74.0	25.34	Peak	280.00	100	Vertical	Pass
5	12042.43	51.74	20.83	74.0	22.26	Peak	305.00	100	Vertical	Pass
6	19049.92	49.95	13.57	74.0	24.05	Peak	54.00	100	Vertical	Pass

1 GHz to 40 GHz, ANT H Band I 11n20 Low channel

No.	Frequency (MHz)	Results (dBuV/m)	Factor (dB)	Limit (dBuV/m)	Margin (dB)	Detector	Table (o)	Height (cm)	ANT	Verdict
1	1361.91	43.29	-4.43	74.0	30.71	Peak	298.00	100	Horizontal	Pass
2	2510.62	46.95	-0.28	74.0	27.05	Peak	57.00	100	Horizontal	Pass
3	5678.33	51.10	15.43	74.0	22.90	Peak	206.00	100	Horizontal	Pass
4	9964.64	49.25	19.25	74.0	24.75	Peak	7.00	100	Horizontal	Pass
5	12289.52	51.39	20.65	74.0	22.61	Peak	139.00	100	Horizontal	Pass
6	19179.70	50.54	14.04	74.0	23.46	Peak	277.00	100	Horizontal	Pass

1 GHz to 40 GHz, ANT V Band I 11n20 Middle channel

No.	Frequency (MHz)	Results (dBuV/m)	Factor (dB)	Limit (dBuV/m)	Margin (dB)	Detector	Table (o)	Height (cm)	ANT	Verdict
1	1411.90	43.96	-4.59	74.0	30.04	Peak	260.00	100	Vertical	Pass
2	2224.69	46.70	-0.35	74.0	27.30	Peak	219.00	100	Vertical	Pass
3	4499.62	50.34	12.69	74.0	23.66	Peak	21.00	100	Vertical	Pass
4	8819.05	47.63	16.51	74.0	26.37	Peak	219.00	100	Vertical	Pass
5	12042.43	52.13	20.83	74.0	21.87	Peak	268.00	100	Vertical	Pass
6	19409.32	49.97	12.89	74.0	24.03	Peak	176.00	100	Vertical	Pass

1 GHz to 40 GHz, ANT H Band I 11n20 Middle channel

No.	Frequency (MHz)	Results (dBuV/m)	Factor (dB)	Limit (dBuV/m)	Margin (dB)	Detector	Table (o)	Height (cm)	ANT	Verdict
1	1294.93	43.07	-4.82	74.0	30.93	Peak	210.00	100	Horizontal	Pass
2	2204.70	46.24	-0.44	74.0	27.76	Peak	301.00	100	Horizontal	Pass
3	3737.82	46.83	10.62	74.0	27.17	Peak	313.00	100	Horizontal	Pass
4	7123.13	46.85	14.28	74.0	27.15	Peak	11.00	100	Horizontal	Pass
5	12042.43	52.16	20.83	74.0	21.84	Peak	30.00	100	Horizontal	Pass
6	19179.70	50.68	14.04	74.0	23.32	Peak	328.00	100	Horizontal	Pass

1 GHz to 40 GHz, ANT V Band I 11n20 High channel

No.	Frequency (MHz)	Results (dBuV/m)	Factor (dB)	Limit (dBuV/m)	Margin (dB)	Detector	Table (o)	Height (cm)	ANT	Verdict
1	1438.39	43.87	-4.63	74.0	30.13	Peak	190.00	100	Vertical	Pass
2	2519.62	47.30	-0.11	74.0	26.70	Peak	218.00	100	Vertical	Pass
3	4648.84	50.36	13.08	74.0	23.64	Peak	23.00	100	Vertical	Pass
4	7123.13	46.93	14.28	74.0	27.07	Peak	107.00	100	Vertical	Pass
5	12019.97	51.06	20.86	74.0	22.94	Peak	290.00	100	Vertical	Pass
6	16316.97	48.57	11.67	74.0	25.43	Peak	40.00	100	Vertical	Pass

1 GHz to 40 GHz, ANT H Band I 11n20 High channel

No.	Frequency (MHz)	Results (dBuV/m)	Factor (dB)	Limit (dBuV/m)	Margin (dB)	Detector	Table (o)	Height (cm)	ANT	Verdict
1	1347.91	43.12	-4.64	74.0	30.88	Peak	93.00	100	Horizontal	Pass
2	2273.18	47.04	-0.51	74.0	26.96	Peak	353.00	100	Horizontal	Pass
3	4053.49	49.00	11.18	74.0	25.00	Peak	19.00	100	Horizontal	Pass
4	7123.13	47.23	14.28	74.0	26.77	Peak	6.00	100	Horizontal	Pass
5	11615.64	51.09	20.33	74.0	22.91	Peak	29.00	100	Horizontal	Pass
6	16348.17	48.67	11.76	74.0	25.33	Peak	198.00	100	Horizontal	Pass

1 GHz to 40 GHz, ANT V Band I 11n40 Low channel

No.	Frequency (MHz)	Results (dBuV/m)	Factor (dB)	Limit (dBuV/m)	Margin (dB)	Detector	Table (o)	Height (cm)	ANT	Verdict
1	1150.46	43.22	-5.97	74.0	30.78	Peak	232.00	100	Vertical	Pass
2	2110.72	45.22	-1.35	74.0	28.78	Peak	216.00	100	Vertical	Pass
3	4648.84	50.36	13.08	74.0	23.64	Peak	301.00	100	Vertical	Pass
4	7156.82	46.59	14.35	74.0	27.41	Peak	158.00	100	Vertical	Pass
5	12289.52	51.49	20.65	74.0	22.51	Peak	257.00	100	Vertical	Pass
6	19179.70	50.57	14.04	74.0	23.43	Peak	31.00	100	Vertical	Pass

1 GHz to 40 GHz, ANT H Band I 11n40 Low channel

No.	Frequency (MHz)	Results (dBuV/m)	Factor (dB)	Limit (dBuV/m)	Margin (dB)	Detector	Table (o)	Height (cm)	ANT	Verdict
1	1216.45	43.26	-5.12	74.0	30.74	Peak	34.00	100	Horizontal	Pass
2	2510.62	46.95	-0.28	74.0	27.05	Peak	225.00	100	Horizontal	Pass
3	4725.32	51.37	13.61	74.0	22.63	Peak	255.00	100	Horizontal	Pass
4	7123.13	47.19	14.28	74.0	26.81	Peak	41.00	100	Horizontal	Pass
5	12042.43	51.69	20.83	74.0	22.31	Peak	312.00	100	Horizontal	Pass
6	19449.25	50.41	12.80	74.0	23.59	Peak	75.00	100	Horizontal	Pass

1 GHz to 40 GHz, ANT V Band I 11n40 High channel

No.	Frequency (MHz)	Results (dBuV/m)	Factor (dB)	Limit (dBuV/m)	Margin (dB)	Detector	Table (o)	Height (cm)	ANT	Verdict
1	1237.94	43.18	-5.21	74.0	30.82	Peak	117.00	100	Vertical	Pass
2	2198.70	46.09	-0.46	74.0	27.91	Peak	172.00	100	Vertical	Pass
3	4418.65	49.82	12.50	74.0	24.18	Peak	11.00	100	Vertical	Pass
4	7123.13	46.74	14.28	74.0	27.26	Peak	116.00	100	Vertical	Pass
5	12042.43	52.09	20.83	74.0	21.91	Peak	214.00	100	Vertical	Pass
6	19179.70	50.63	14.04	74.0	23.37	Peak	261.00	100	Vertical	Pass

1 GHz to 40 GHz, ANT H Band I 11n40 High channel

No.	Frequency (MHz)	Results (dBuV/m)	Factor (dB)	Limit (dBuV/m)	Margin (dB)	Detector	Table (o)	Height (cm)	ANT	Verdict
1	1361.91	43.29	-4.43	74.0	30.71	Peak	34.00	100	Horizontal	Pass
2	2273.18	47.04	-0.51	74.0	26.96	Peak	28.00	100	Horizontal	Pass
3	4053.49	49.00	11.18	74.0	25.00	Peak	208.00	100	Horizontal	Pass
4	7156.82	46.59	14.35	74.0	27.41	Peak	217.00	100	Horizontal	Pass
5	12042.43	51.64	20.83	74.0	22.36	Peak	14.00	100	Horizontal	Pass
6	16462.56	48.24	11.06	74.0	25.76	Peak	172.00	100	Horizontal	Pass

1 GHz to 40 GHz, ANT V Band I 11ac20 Low channel

No.	Frequency (MHz)	Results (dBuV/m)	Factor (dB)	Limit (dBuV/m)	Margin (dB)	Detector	Table (o)	Height (cm)	ANT	Verdict
1	1411.90	43.96	-4.59	74.0	30.04	Peak	335.00	100	Vertical	Pass
2	2835.04	48.11	1.85	74.0	25.89	Peak	194.00	100	Vertical	Pass
3	4477.88	50.57	12.62	74.0	23.43	Peak	206.00	100	Vertical	Pass
4	5988.00	51.91	15.80	74.0	22.09	Peak	84.00	100	Vertical	Pass
5	9717.55	49.46	17.74	74.0	24.54	Peak	285.00	100	Vertical	Pass
6	12042.43	51.45	20.83	74.0	22.55	Peak	65.00	100	Vertical	Pass

1 GHz to 40 GHz, ANT H Band I 11ac20 Low channel

No.	Frequency (MHz)	Results (dBuV/m)	Factor (dB)	Limit (dBuV/m)	Margin (dB)	Detector	Table (o)	Height (cm)	ANT	Verdict
1	1294.93	43.07	-4.82	74.0	30.93	Peak	299.00	100	Horizontal	Pass
2	2586.10	46.88	0.61	74.0	27.12	Peak	19.00	100	Horizontal	Pass
3	5345.41	50.64	14.73	74.0	23.36	Peak	319.00	100	Horizontal	Pass
4	9942.18	49.54	19.17	74.0	24.46	Peak	160.00	100	Horizontal	Pass
5	12042.43	52.03	20.83	74.0	21.97	Peak	124.00	100	Horizontal	Pass
6	19179.70	50.23	14.04	74.0	23.77	Peak	317.00	100	Horizontal	Pass

1 GHz to 40 GHz, ANT V Band I 11ac20 Middle channel

No.	Frequency (MHz)	Results (dBuV/m)	Factor (dB)	Limit (dBuV/m)	Margin (dB)	Detector	Table (o)	Height (cm)	ANT	Verdict
1	1411.90	43.96	-4.59	74.0	30.04	Peak	75.00	100	Vertical	Pass
2	2422.14	46.47	-0.21	74.0	27.53	Peak	232.00	100	Vertical	Pass
3	5516.37	50.01	15.14	74.0	23.99	Peak	37.00	100	Vertical	Pass
4	10009.57	49.36	19.33	74.0	24.64	Peak	99.00	100	Vertical	Pass
5	12289.52	51.77	20.65	74.0	22.23	Peak	261.00	100	Vertical	Pass
6	16316.97	48.33	11.67	74.0	25.67	Peak	64.00	100	Vertical	Pass

1 GHz to 40 GHz, ANT H Band I 11ac20 Middle channel

No.	Frequency (MHz)	Results (dBuV/m)	Factor (dB)	Limit (dBuV/m)	Margin (dB)	Detector	Table (o)	Height (cm)	ANT	Verdict
1	1508.37	43.36	-4.29	74.0	30.64	Peak	16.00	100	Horizontal	Pass
2	2204.70	46.24	-0.44	74.0	27.76	Peak	90.00	100	Horizontal	Pass
3	4314.42	50.01	12.01	74.0	23.99	Peak	321.00	100	Horizontal	Pass
4	9279.53	47.60	16.96	74.0	26.40	Peak	187.00	100	Horizontal	Pass
5	11312.40	50.93	20.18	74.0	23.07	Peak	31.00	100	Horizontal	Pass
6	19179.70	50.48	14.04	74.0	23.52	Peak	143.00	100	Horizontal	Pass

1 GHz to 40 GHz, ANT V Band I 11ac20 High channel

No.	Frequency (MHz)	Results (dBuV/m)	Factor (dB)	Limit (dBuV/m)	Margin (dB)	Detector	Table (o)	Height (cm)	ANT	Verdict
1	1335.92	45.09	-4.78	74.0	28.91	Peak	59.00	100	Vertical	Pass
2	2976.51	49.15	2.24	74.0	24.85	Peak	199.00	100	Vertical	Pass
3	5842.54	51.84	15.54	74.0	22.16	Peak	143.00	100	Vertical	Pass
4	12042.43	52.07	20.83	74.0	21.93	Peak	99.00	100	Vertical	Pass
5	16296.17	48.27	11.61	74.0	25.73	Peak	92.00	100	Vertical	Pass
6	19409.32	50.03	12.89	74.0	23.97	Peak	359.00	100	Vertical	Pass

1 GHz to 40 GHz, ANT H Band I 11ac20 High channel

No.	Frequency (MHz)	Results (dBuV/m)	Factor (dB)	Limit (dBuV/m)	Margin (dB)	Detector	Table (o)	Height (cm)	ANT	Verdict
1	1337.42	44.19	-4.71	74.0	29.81	Peak	41.00	100	Horizontal	Pass
2	2934.52	49.28	2.29	74.0	24.72	Peak	153.00	100	Horizontal	Pass
3	5997.75	52.32	15.77	74.0	21.68	Peak	189.00	100	Horizontal	Pass
4	9987.10	49.39	19.33	74.0	24.61	Peak	211.00	100	Horizontal	Pass
5	12042.43	51.69	20.83	74.0	22.31	Peak	97.00	100	Horizontal	Pass
6	19219.63	49.87	14.00	74.0	24.13	Peak	302.00	100	Horizontal	Pass

1 GHz to 40 GHz, ANT V Band I 11ac40 Low channel

No.	Frequency (MHz)	Results (dBuV/m)	Factor (dB)	Limit (dBuV/m)	Margin (dB)	Detector	Table (o)	Height (cm)	ANT	Verdict
1	1319.92	43.12	-4.87	74.0	30.88	Peak	74.00	100	Vertical	Pass
2	2324.67	46.18	-0.54	74.0	27.82	Peak	290.00	100	Vertical	Pass
3	4418.65	49.82	12.50	74.0	24.18	Peak	35.00	100	Vertical	Pass
4	10009.57	49.54	19.33	74.0	24.46	Peak	94.00	100	Vertical	Pass
5	12042.43	51.09	20.83	74.0	22.91	Peak	299.00	100	Vertical	Pass
6	19409.32	50.14	12.89	74.0	23.86	Peak	268.00	100	Vertical	Pass

1 GHz to 40 GHz, ANT H Band I 11ac40 Low channel

No.	Frequency (MHz)	Results (dBuV/m)	Factor (dB)	Limit (dBuV/m)	Margin (dB)	Detector	Table (o)	Height (cm)	ANT	Verdict
1	1508.37	43.36	-4.29	74.0	30.64	Peak	263.00	100	Horizontal	Pass
2	2510.62	46.95	-0.28	74.0	27.05	Peak	25.00	100	Horizontal	Pass
3	5678.33	51.10	15.43	74.0	22.90	Peak	292.00	100	Horizontal	Pass
4	9964.64	49.28	19.25	74.0	24.72	Peak	108.00	100	Horizontal	Pass
5	12289.52	51.25	20.65	74.0	22.75	Peak	84.00	100	Horizontal	Pass
6	19009.98	50.15	13.42	74.0	23.85	Peak	222.00	100	Horizontal	Pass

1 GHz to 40 GHz, ANT V Band I 11ac40 High channel

No.	Frequency (MHz)	Results (dBuV/m)	Factor (dB)	Limit (dBuV/m)	Margin (dB)	Detector	Table (o)	Height (cm)	ANT	Verdict
1	1150.46	43.22	-5.97	74.0	30.78	Peak	248.00	100	Vertical	Pass
2	2198.70	46.09	-0.46	74.0	27.91	Peak	135.00	100	Vertical	Pass
3	4477.88	50.57	12.62	74.0	23.43	Peak	60.00	100	Vertical	Pass
4	10009.57	49.54	19.33	74.0	24.46	Peak	229.00	100	Vertical	Pass
5	12042.43	51.09	20.83	74.0	22.91	Peak	179.00	100	Vertical	Pass
6	19009.98	50.05	13.42	74.0	23.95	Peak	138.00	100	Vertical	Pass

1 GHz to 40 GHz, ANT H Band I 11ac40 High channel

No.	Frequency (MHz)	Results (dBuV/m)	Factor (dB)	Limit (dBuV/m)	Margin (dB)	Detector	Table (o)	Height (cm)	ANT	Verdict
1	1347.91	43.12	-4.64	74.0	30.88	Peak	355.00	100	Horizontal	Pass
2	2380.66	46.11	-0.42	74.0	27.89	Peak	295.00	100	Horizontal	Pass
3	4053.49	49.00	11.18	74.0	25.00	Peak	102.00	100	Horizontal	Pass
4	9964.64	49.28	19.25	74.0	24.72	Peak	82.00	100	Horizontal	Pass
5	12289.52	51.25	20.65	74.0	22.75	Peak	147.00	100	Horizontal	Pass
6	19009.98	50.15	13.42	74.0	23.85	Peak	241.00	100	Horizontal	Pass

1 GHz to 40 GHz, ANT V Band I 11ac80 Low channel

No.	Frequency (MHz)	Results (dBuV/m)	Factor (dB)	Limit (dBuV/m)	Margin (dB)	Detector	Table (o)	Height (cm)	ANT	Verdict
1	1319.92	43.12	-4.87	74.0	30.88	Peak	16.00	100	Vertical	Pass
2	2422.14	46.47	-0.21	74.0	27.53	Peak	19.00	100	Vertical	Pass
3	4253.69	49.20	11.69	74.0	24.80	Peak	342.00	100	Vertical	Pass
4	8852.75	47.43	16.61	74.0	26.57	Peak	47.00	100	Vertical	Pass
5	12042.43	51.72	20.83	74.0	22.28	Peak	149.00	100	Vertical	Pass
6	19179.70	50.30	14.04	74.0	23.70	Peak	350.00	100	Vertical	Pass

1 GHz to 40 GHz, ANT H Band I 11ac80 Low channel

No.	Frequency (MHz)	Results (dBuV/m)	Factor (dB)	Limit (dBuV/m)	Margin (dB)	Detector	Table (o)	Height (cm)	ANT	Verdict
1	1216.45	43.26	-5.12	74.0	30.74	Peak	271.00	100	Horizontal	Pass
2	2144.21	45.35	-1.15	74.0	28.65	Peak	131.00	100	Horizontal	Pass
3	4314.42	50.01	12.01	74.0	23.99	Peak	191.00	100	Horizontal	Pass
4	8897.67	47.65	16.74	74.0	26.35	Peak	68.00	100	Horizontal	Pass
5	12143.51	51.48	20.72	74.0	22.52	Peak	120.00	100	Horizontal	Pass
6	19409.32	50.11	12.89	74.0	23.89	Peak	326.00	100	Horizontal	Pass

1 GHz to 40 GHz, ANT V Band II 11a Low channel

No.	Frequency (MHz)	Results (dBuV/m)	Factor (dB)	Limit (dBuV/m)	Margin (dB)	Detector	Table (o)	Height (cm)	ANT	Verdict
1	1237.94	43.18	-5.21	74.0	30.82	Peak	218.00	100	Vertical	Pass
2	2308.17	47.00	-0.45	74.0	27.00	Peak	151.00	100	Vertical	Pass
3	4326.42	49.53	12.17	74.0	24.47	Peak	146.00	100	Vertical	Pass
4	9279.53	47.75	16.96	74.0	26.25	Peak	333.00	100	Vertical	Pass
5	12042.43	51.48	20.83	74.0	22.52	Peak	355.00	100	Vertical	Pass
6	19449.25	50.10	12.80	74.0	23.90	Peak	298.00	100	Vertical	Pass

1 GHz to 40 GHz, ANT H Band II 11a Low channel

No.	Frequency (MHz)	Results (dBuV/m)	Factor (dB)	Limit (dBuV/m)	Margin (dB)	Detector	Table (o)	Height (cm)	ANT	Verdict
1	1294.93	43.07	-4.82	74.0	30.93	Peak	87.00	100	Horizontal	Pass
2	2380.66	46.11	-0.42	74.0	27.89	Peak	86.00	100	Horizontal	Pass
3	4053.49	49.00	11.18	74.0	25.00	Peak	197.00	100	Horizontal	Pass
4	7594.84	46.04	14.27	74.0	27.96	Peak	130.00	100	Horizontal	Pass
5	12042.43	51.98	20.83	74.0	22.02	Peak	181.00	100	Horizontal	Pass
6	16348.17	48.48	11.76	74.0	25.52	Peak	284.00	100	Horizontal	Pass

1 GHz to 40 GHz, ANT V Band II 11a Middle channel

No.	Frequency (MHz)	Results (dBuV/m)	Factor (dB)	Limit (dBuV/m)	Margin (dB)	Detector	Table (o)	Height (cm)	ANT	Verdict
1	1319.92	43.12	-4.87	74.0	30.88	Peak	151.00	100	Vertical	Pass
2	2642.59	47.30	0.62	74.0	26.70	Peak	46.00	100	Vertical	Pass
3	4844.54	50.92	13.59	74.0	23.08	Peak	248.00	100	Vertical	Pass
4	9279.53	47.74	16.96	74.0	26.26	Peak	285.00	100	Vertical	Pass
5	12042.43	51.30	20.83	74.0	22.70	Peak	179.00	100	Vertical	Pass
6	19219.63	50.25	14.00	74.0	23.75	Peak	349.00	100	Vertical	Pass

1 GHz to 40 GHz, ANT H Band II 11a Middle channel

No.	Frequency (MHz)	Results (dBuV/m)	Factor (dB)	Limit (dBuV/m)	Margin (dB)	Detector	Table (o)	Height (cm)	ANT	Verdict
1	1361.91	43.29	-4.43	74.0	30.71	Peak	240.00	100	Horizontal	Pass
2	2380.66	46.11	-0.42	74.0	27.89	Peak	22.00	100	Horizontal	Pass
3	4314.42	50.01	12.01	74.0	23.99	Peak	331.00	100	Horizontal	Pass
4	7123.13	47.01	14.28	74.0	26.99	Peak	257.00	100	Horizontal	Pass
5	12042.43	51.58	20.83	74.0	22.42	Peak	197.00	100	Horizontal	Pass
6	19219.63	50.08	14.00	74.0	23.92	Peak	51.00	100	Horizontal	Pass

1 GHz to 40 GHz, ANT V Band II 11a High channel

No.	Frequency (MHz)	Results (dBuV/m)	Factor (dB)	Limit (dBuV/m)	Margin (dB)	Detector	Table (o)	Height (cm)	ANT	Verdict
1	1411.90	43.96	-4.59	74.0	30.04	Peak	248.00	100	Vertical	Pass
2	2422.14	46.47	-0.21	74.0	27.53	Peak	25.00	100	Vertical	Pass
3	4477.88	50.57	12.62	74.0	23.43	Peak	171.00	100	Vertical	Pass
4	7123.13	47.02	14.28	74.0	26.98	Peak	359.00	100	Vertical	Pass
5	12143.51	51.34	20.72	74.0	22.66	Peak	165.00	100	Vertical	Pass
6	19179.70	50.20	14.04	74.0	23.80	Peak	112.00	100	Vertical	Pass

1 GHz to 40 GHz, ANT H Band II 11a High channel

No.	Frequency (MHz)	Results (dBuV/m)	Factor (dB)	Limit (dBuV/m)	Margin (dB)	Detector	Table (o)	Height (cm)	ANT	Verdict
1	1361.91	43.29	-4.43	74.0	30.71	Peak	350.00	100	Horizontal	Pass
2	2586.10	46.88	0.61	74.0	27.12	Peak	228.00	100	Horizontal	Pass
3	4053.49	49.00	11.18	74.0	25.00	Peak	141.00	100	Horizontal	Pass
4	9942.18	49.20	19.17	74.0	24.80	Peak	156.00	100	Horizontal	Pass
5	12042.43	51.75	20.83	74.0	22.25	Peak	222.00	100	Horizontal	Pass
6	19179.70	50.64	14.04	74.0	23.36	Peak	78.00	100	Horizontal	Pass

1 GHz to 40 GHz, ANT V Band II 11n20 Low channel

No.	Frequency (MHz)	Results (dBuV/m)	Factor (dB)	Limit (dBuV/m)	Margin (dB)	Detector	Table (o)	Height (cm)	ANT	Verdict
1	1991.75	44.91	-2.53	74.0	29.09	Peak	119.00	100	Vertical	Pass
2	2835.04	48.11	1.85	74.0	25.89	Peak	273.00	100	Vertical	Pass
3	5343.16	50.25	14.67	74.0	23.75	Peak	145.00	100	Vertical	Pass
4	10009.57	49.51	19.33	74.0	24.49	Peak	269.00	100	Vertical	Pass
5	12042.43	51.38	20.83	74.0	22.62	Peak	71.00	100	Vertical	Pass
6	19219.63	50.35	14.00	74.0	23.65	Peak	322.00	100	Vertical	Pass

1 GHz to 40 GHz, ANT H Band II 11n20 Low channel

No.	Frequency (MHz)	Results (dBuV/m)	Factor (dB)	Limit (dBuV/m)	Margin (dB)	Detector	Table (o)	Height (cm)	ANT	Verdict
1	1361.91	43.29	-4.43	74.0	30.71	Peak	207.00	100	Horizontal	Pass
2	2510.62	46.95	-0.28	74.0	27.05	Peak	182.00	100	Horizontal	Pass
3	4053.49	49.00	11.18	74.0	25.00	Peak	1.00	100	Horizontal	Pass
4	9717.55	49.35	17.74	74.0	24.65	Peak	83.00	100	Horizontal	Pass
5	12289.52	51.43	20.65	74.0	22.57	Peak	19.00	100	Horizontal	Pass
6	19179.70	50.68	14.04	74.0	23.32	Peak	355.00	100	Horizontal	Pass

1 GHz to 40 GHz, ANT V Band II 11n20 Middle channel

No.	Frequency (MHz)	Results (dBuV/m)	Factor (dB)	Limit (dBuV/m)	Margin (dB)	Detector	Table (o)	Height (cm)	ANT	Verdict
1	1320.42	44.17	-4.79	74.0	29.83	Peak	67.00	100	Vertical	Pass
2	2308.17	47.00	-0.45	74.0	27.00	Peak	155.00	100	Vertical	Pass
3	5628.84	52.39	15.39	74.0	21.61	Peak	250.00	100	Vertical	Pass
4	9964.64	48.66	19.25	74.0	25.34	Peak	35.00	100	Vertical	Pass
5	12042.43	51.74	20.83	74.0	22.26	Peak	64.00	100	Vertical	Pass
6	19049.92	49.95	13.57	74.0	24.05	Peak	56.00	100	Vertical	Pass

1 GHz to 40 GHz, ANT H Band II 11n20 Middle channel

No.	Frequency (MHz)	Results (dBuV/m)	Factor (dB)	Limit (dBuV/m)	Margin (dB)	Detector	Table (o)	Height (cm)	ANT	Verdict
1	1613.35	46.28	-4.42	74.0	27.72	Peak	218.00	100	Horizontal	Pass
2	2842.54	48.47	1.90	74.0	25.53	Peak	330.00	100	Horizontal	Pass
3	4078.98	50.94	11.32	74.0	23.06	Peak	211.00	100	Horizontal	Pass
4	9111.07	47.86	17.02	74.0	26.14	Peak	15.00	100	Horizontal	Pass
5	12289.52	51.39	20.65	74.0	22.61	Peak	351.00	100	Horizontal	Pass
6	19179.70	50.54	14.04	74.0	23.46	Peak	314.00	100	Horizontal	Pass

1 GHz to 40 GHz, ANT V Band II 11n20 High channel

No.	Frequency (MHz)	Results (dBuV/m)	Factor (dB)	Limit (dBuV/m)	Margin (dB)	Detector	Table (o)	Height (cm)	ANT	Verdict
1	1217.45	44.20	-5.17	74.0	29.80	Peak	52.00	100	Vertical	Pass
2	2224.69	46.70	-0.35	74.0	27.30	Peak	232.00	100	Vertical	Pass
3	4477.88	50.57	12.62	74.0	23.43	Peak	266.00	100	Vertical	Pass
4	9111.07	48.03	17.02	74.0	25.97	Peak	215.00	100	Vertical	Pass
5	12143.51	51.03	20.72	74.0	22.97	Peak	37.00	100	Vertical	Pass
6	19179.70	50.50	14.04	74.0	23.50	Peak	251.00	100	Vertical	Pass

1 GHz to 40 GHz, ANT H Band II 11n20 High channel

No.	Frequency (MHz)	Results (dBuV/m)	Factor (dB)	Limit (dBuV/m)	Margin (dB)	Detector	Table (o)	Height (cm)	ANT	Verdict
1	1294.93	43.07	-4.82	74.0	30.93	Peak	234.00	100	Horizontal	Pass
2	3089.23	48.92	8.98	74.0	25.08	Peak	222.00	100	Horizontal	Pass
3	5117.47	50.92	15.06	74.0	23.08	Peak	240.00	100	Horizontal	Pass
4	9964.64	49.24	19.25	74.0	24.76	Peak	10.00	100	Horizontal	Pass
5	12042.43	51.90	20.83	74.0	22.10	Peak	343.00	100	Horizontal	Pass
6	19219.63	50.24	14.00	74.0	23.76	Peak	167.00	100	Horizontal	Pass

1 GHz to 40 GHz, ANT V Band II 11n40 Low channel

No.	Frequency (MHz)	Results (dBuV/m)	Factor (dB)	Limit (dBuV/m)	Margin (dB)	Detector	Table (o)	Height (cm)	ANT	Verdict
1	1320.42	44.17	-4.79	74.0	29.83	Peak	169.00	100	Vertical	Pass
2	2519.62	47.30	-0.11	74.0	26.70	Peak	295.00	100	Vertical	Pass
3	5456.39	51.92	14.78	74.0	22.08	Peak	75.00	100	Vertical	Pass
4	9717.55	49.54	17.74	74.0	24.46	Peak	52.00	100	Vertical	Pass
5	12042.43	51.66	20.83	74.0	22.34	Peak	297.00	100	Vertical	Pass
6	19219.63	50.04	14.00	74.0	23.96	Peak	251.00	100	Vertical	Pass

1 GHz to 40 GHz, ANT H Band II 11n40 Low channel

No.	Frequency (MHz)	Results (dBuV/m)	Factor (dB)	Limit (dBuV/m)	Margin (dB)	Detector	Table (o)	Height (cm)	ANT	Verdict
1	1987.75	45.95	-2.54	74.0	28.05	Peak	71.00	100	Horizontal	Pass
2	4053.49	49.00	11.18	74.0	25.00	Peak	232.00	100	Horizontal	Pass
3	5928.77	51.51	15.70	74.0	22.49	Peak	19.00	100	Horizontal	Pass
4	9111.07	47.68	17.02	74.0	26.32	Peak	40.00	100	Horizontal	Pass
5	11975.04	51.45	20.76	74.0	22.55	Peak	303.00	100	Horizontal	Pass
6	19009.98	50.15	13.42	74.0	23.85	Peak	201.00	100	Horizontal	Pass

1 GHz to 40 GHz, ANT V Band II 11n40 High channel

No.	Frequency (MHz)	Results (dBuV/m)	Factor (dB)	Limit (dBuV/m)	Margin (dB)	Detector	Table (o)	Height (cm)	ANT	Verdict
1	1822.29	44.01	-3.50	74.0	29.99	Peak	38.00	100	Vertical	Pass
2	3000.00	48.18	2.42	74.0	25.82	Peak	259.00	100	Vertical	Pass
3	5921.27	51.68	15.89	74.0	22.32	Peak	177.00	100	Vertical	Pass
4	7123.13	47.10	14.28	74.0	26.90	Peak	249.00	100	Vertical	Pass
5	12143.51	51.40	20.72	74.0	22.60	Peak	131.00	100	Vertical	Pass
6	19009.98	50.21	13.42	74.0	23.79	Peak	142.00	100	Vertical	Pass

1 GHz to 40 GHz, ANT H Band II 11n40 High channel

No.	Frequency (MHz)	Results (dBuV/m)	Factor (dB)	Limit (dBuV/m)	Margin (dB)	Detector	Table (o)	Height (cm)	ANT	Verdict
1	1216.45	44.26	-5.12	74.0	29.74	Peak	167.00	100	Horizontal	Pass
2	2273.18	47.04	-0.51	74.0	26.96	Peak	123.00	100	Horizontal	Pass
3	5995.50	52.00	15.74	74.0	22.00	Peak	243.00	100	Horizontal	Pass
4	12042.43	52.20	20.83	74.0	21.80	Peak	182.00	100	Horizontal	Pass
5	16296.17	48.43	11.61	74.0	25.57	Peak	29.00	100	Horizontal	Pass
6	19179.70	50.74	14.04	74.0	23.26	Peak	125.00	100	Horizontal	Pass

1 GHz to 40 GHz, ANT V Band II 11ac20 Low channel

No.	Frequency (MHz)	Results (dBuV/m)	Factor (dB)	Limit (dBuV/m)	Margin (dB)	Detector	Table (o)	Height (cm)	ANT	Verdict
1	1319.92	43.12	-4.87	74.0	30.88	Peak	54.00	100	Vertical	Pass
2	2519.62	47.30	-0.11	74.0	26.70	Peak	301.00	100	Vertical	Pass
3	4138.22	49.17	11.43	74.0	24.83	Peak	279.00	100	Vertical	Pass
4	9279.53	47.66	16.96	74.0	26.34	Peak	294.00	100	Vertical	Pass
5	12289.52	51.41	20.65	74.0	22.59	Peak	87.00	100	Vertical	Pass
6	19179.70	49.93	14.04	74.0	24.07	Peak	350.00	100	Vertical	Pass

1 GHz to 40 GHz, ANT H Band II 11ac20 Low channel

No.	Frequency (MHz)	Results (dBuV/m)	Factor (dB)	Limit (dBuV/m)	Margin (dB)	Detector	Table (o)	Height (cm)	ANT	Verdict
1	1466.88	43.96	-4.47	74.0	30.04	Peak	340.00	100	Horizontal	Pass
2	2819.05	48.29	2.13	74.0	25.71	Peak	225.00	100	Horizontal	Pass
3	5979.01	51.87	15.74	74.0	22.13	Peak	23.00	100	Horizontal	Pass
4	10009.57	49.05	19.33	74.0	24.95	Peak	13.00	100	Horizontal	Pass
5	12042.43	51.77	20.83	74.0	22.23	Peak	37.00	100	Horizontal	Pass
6	19089.85	49.77	13.71	74.0	24.23	Peak	327.00	100	Horizontal	Pass

1 GHz to 40 GHz, ANT V Band II 11ac20 Middle channel

No.	Frequency (MHz)	Results (dBuV/m)	Factor (dB)	Limit (dBuV/m)	Margin (dB)	Detector	Table (o)	Height (cm)	ANT	Verdict
1	2246.19	48.47	-0.32	74.0	25.53	Peak	150.00	100	Vertical	Pass
2	4685.58	51.20	13.22	74.0	22.80	Peak	111.00	100	Vertical	Pass
3	5955.01	51.21	15.88	74.0	22.79	Peak	330.00	100	Vertical	Pass
4	9964.64	49.32	19.25	74.0	24.68	Peak	124.00	100	Vertical	Pass
5	12042.43	51.88	20.83	74.0	22.12	Peak	25.00	100	Vertical	Pass
6	19219.63	50.26	14.00	74.0	23.74	Peak	144.00	100	Vertical	Pass

1 GHz to 40 GHz, ANT H Band II 11ac20 Middle channel

No.	Frequency (MHz)	Results (dBuV/m)	Factor (dB)	Limit (dBuV/m)	Margin (dB)	Detector	Table (o)	Height (cm)	ANT	Verdict
1	1628.84	45.25	-4.32	74.0	28.75	Peak	312.00	100	Horizontal	Pass
2	2380.66	46.11	-0.42	74.0	27.89	Peak	309.00	100	Horizontal	Pass
3	5313.17	51.51	14.59	74.0	22.49	Peak	132.00	100	Horizontal	Pass
4	9717.55	48.73	17.74	74.0	25.27	Peak	343.00	100	Horizontal	Pass
5	11975.04	51.48	20.76	74.0	22.52	Peak	234.00	100	Horizontal	Pass
6	19409.32	50.19	12.89	74.0	23.81	Peak	11.00	100	Horizontal	Pass

1 GHz to 40 GHz, ANT V Band II 11ac20 High channel

No.	Frequency (MHz)	Results (dBuV/m)	Factor (dB)	Limit (dBuV/m)	Margin (dB)	Detector	Table (o)	Height (cm)	ANT	Verdict
1	1411.90	43.96	-4.59	74.0	30.04	Peak	13.00	100	Vertical	Pass
2	2642.59	47.30	0.62	74.0	26.70	Peak	278.00	100	Vertical	Pass
3	5541.86	50.26	15.33	74.0	23.74	Peak	100.00	100	Vertical	Pass
4	9717.55	49.13	17.74	74.0	24.87	Peak	117.00	100	Vertical	Pass
5	12042.43	52.09	20.83	74.0	21.91	Peak	260.00	100	Vertical	Pass
6	19179.70	50.33	14.04	74.0	23.67	Peak	115.00	100	Vertical	Pass

1 GHz to 40 GHz, ANT H Band II 11ac20 High channel

No.	Frequency (MHz)	Results (dBuV/m)	Factor (dB)	Limit (dBuV/m)	Margin (dB)	Detector	Table (o)	Height (cm)	ANT	Verdict
1	1624.34	45.41	-4.24	74.0	28.59	Peak	210.00	100	Horizontal	Pass
2	2972.01	48.17	2.29	74.0	25.83	Peak	301.00	100	Horizontal	Pass
3	5582.35	52.40	15.17	74.0	21.60	Peak	354.00	100	Horizontal	Pass
4	9942.18	48.99	19.17	74.0	25.01	Peak	353.00	100	Horizontal	Pass
5	12042.43	51.92	20.83	74.0	22.08	Peak	225.00	100	Horizontal	Pass
6	19179.70	50.77	14.04	74.0	23.23	Peak	245.00	100	Horizontal	Pass

1 GHz to 40 GHz, ANT V Band II 11ac40 Low channel

No.	Frequency (MHz)	Results (dBuV/m)	Factor (dB)	Limit (dBuV/m)	Margin (dB)	Detector	Table (o)	Height (cm)	ANT	Verdict
1	1411.90	43.96	-4.59	74.0	30.04	Peak	314.00	100	Vertical	Pass
2	2110.72	45.22	-1.35	74.0	28.78	Peak	255.00	100	Vertical	Pass
3	5618.35	51.59	15.40	74.0	22.41	Peak	217.00	100	Vertical	Pass
4	9987.10	49.40	19.33	74.0	24.60	Peak	150.00	100	Vertical	Pass
5	12289.52	51.82	20.65	74.0	22.18	Peak	104.00	100	Vertical	Pass
6	19219.63	50.21	14.00	74.0	23.79	Peak	117.00	100	Vertical	Pass

1 GHz to 40 GHz, ANT H Band II 11ac40 Low channel

No.	Frequency (MHz)	Results (dBuV/m)	Factor (dB)	Limit (dBuV/m)	Margin (dB)	Detector	Table (o)	Height (cm)	ANT	Verdi ct
1	1613.35	46.28	-4.42	74.0	27.72	Peak	46.00	100	Horizontal	Pass
2	3042.74	48.53	9.12	74.0	25.47	Peak	150.00	100	Horizontal	Pass
3	5399.40	51.62	14.67	74.0	22.38	Peak	27.00	100	Horizontal	Pass
4	11166.39	50.62	20.21	74.0	23.38	Peak	31.00	100	Horizontal	Pass
5	16348.17	48.51	11.76	74.0	25.49	Peak	148.00	100	Horizontal	Pass
6	19389.35	49.84	12.97	74.0	24.16	Peak	250.00	100	Horizontal	Pass

1 GHz to 40 GHz, ANT V Band II 11ac40 High channel

No.	Frequency (MHz)	Results (dBuV/m)	Factor (dB)	Limit (dBuV/m)	Margin (dB)	Detector	Table (o)	Height (cm)	ANT	Verdict
1	1627.34	45.89	-4.31	74.0	28.11	Peak	177.00	100	Vertical	Pass
2	2835.04	48.11	1.85	74.0	25.89	Peak	327.00	100	Vertical	Pass
3	5965.51	52.02	15.61	74.0	21.98	Peak	18.00	100	Vertical	Pass
4	12042.43	51.77	20.83	74.0	22.23	Peak	145.00	100	Vertical	Pass
5	16223.38	48.92	11.41	74.0	25.08	Peak	12.00	100	Vertical	Pass
6	19449.25	50.27	12.80	74.0	23.73	Peak	140.00	100	Vertical	Pass

1 GHz to 40 GHz, ANT H Band II 11ac40 High channel

No.	Frequency (MHz)	Results (dBuV/m)	Factor (dB)	Limit (dBuV/m)	Margin (dB)	Detector	Table (o)	Height (cm)	ANT	Verdict
1	1628.34	46.20	-4.36	74.0	27.80	Peak	174.00	100	Horizontal	Pass
2	2746.56	48.26	1.58	74.0	25.74	Peak	259.00	100	Horizontal	Pass
3	4792.05	52.65	13.71	74.0	21.35	Peak	10.00	100	Horizontal	Pass
4	10806.99	49.66	19.73	74.0	24.34	Peak	150.00	100	Horizontal	Pass
5	14216.31	48.37	9.61	74.0	25.63	Peak	218.00	100	Horizontal	Pass
6	19449.25	50.17	12.80	74.0	23.83	Peak	135.00	100	Horizontal	Pass

1 GHz to 40 GHz, ANT V Band II 11ac80 Low channel

No.	Frequency (MHz)	Results (dBuV/m)	Factor (dB)	Limit (dBuV/m)	Margin (dB)	Detector	Table (o)	Height (cm)	ANT	Verdict
1	1615.35	44.10	-4.30	74.0	29.90	Peak	304.00	100	Vertical	Pass
2	2944.01	48.08	2.39	74.0	25.92	Peak	314.00	100	Vertical	Pass
3	5660.34	51.15	15.50	74.0	22.85	Peak	166.00	100	Vertical	Pass
4	9942.18	49.32	19.17	74.0	24.68	Peak	208.00	100	Vertical	Pass
5	12042.43	51.61	20.83	74.0	22.39	Peak	284.00	100	Vertical	Pass
6	19179.70	49.95	14.04	74.0	24.05	Peak	305.00	100	Vertical	Pass

1 GHz to 40 GHz, ANT H Band II 11ac80 Low channel

No.	Frequency (MHz)	Results (dBuV/m)	Factor (dB)	Limit (dBuV/m)	Margin (dB)	Detector	Table (o)	Height (cm)	ANT	Verdict
1	1626.34	43.68	-4.29	74.0	30.32	Peak	300.00	100	Horizontal	Pass
2	3737.82	46.83	10.62	74.0	27.17	Peak	135.00	100	Horizontal	Pass
3	5394.90	50.52	14.68	74.0	23.48	Peak	19.00	100	Horizontal	Pass
4	9717.55	49.07	17.74	74.0	24.93	Peak	173.00	100	Horizontal	Pass
5	12289.52	50.87	20.65	74.0	23.13	Peak	170.00	100	Horizontal	Pass
6	19179.70	50.12	14.04	74.0	23.88	Peak	189.00	100	Horizontal	Pass

1 GHz to 40 GHz, ANT V Band III 11a Low channel

No.	Frequency (MHz)	Results (dBuV/m)	Factor (dB)	Limit (dBuV/m)	Margin (dB)	Detector	Table (o)	Height (cm)	ANT	Verdict
1	1618.85	43.74	-4.30	74.0	30.26	Peak	222.00	100	Vertical	Pass
2	3551.11	46.95	9.82	74.0	27.05	Peak	150.00	100	Vertical	Pass
3	7123.13	46.71	14.28	74.0	27.29	Peak	207.00	100	Vertical	Pass
4	12289.52	51.65	20.65	74.0	22.35	Peak	285.00	100	Vertical	Pass
5	16348.17	48.66	11.76	74.0	25.34	Peak	251.00	100	Vertical	Pass
6	19179.70	50.05	14.04	74.0	23.95	Peak	15.00	100	Vertical	Pass

1 GHz to 40 GHz, ANT H Band III 11a Low channel

No.	Frequency (MHz)	Results (dBuV/m)	Factor (dB)	Limit (dBuV/m)	Margin (dB)	Detector	Table (o)	Height (cm)	ANT	Verdict
1	1347.91	43.12	-4.64	74.0	30.88	Peak	216.00	100	Horizontal	Pass
2	4053.49	49.00	11.18	74.0	25.00	Peak	154.00	100	Horizontal	Pass
3	5928.77	51.51	15.70	74.0	22.49	Peak	74.00	100	Horizontal	Pass
4	10009.57	49.26	19.33	74.0	24.74	Peak	240.00	100	Horizontal	Pass
5	12042.43	51.43	20.83	74.0	22.57	Peak	130.00	100	Horizontal	Pass
6	19449.25	50.26	12.80	74.0	23.74	Peak	100.00	100	Horizontal	Pass

1 GHz to 40 GHz, ANT V Band III 11a Middle channel

No.	Frequency (MHz)	Results (dBuV/m)	Factor (dB)	Limit (dBuV/m)	Margin (dB)	Detector	Table (o)	Height (cm)	ANT	Verdict
1	1822.29	44.01	-3.50	74.0	29.99	Peak	280.00	100	Vertical	Pass
2	3551.11	46.95	9.82	74.0	27.05	Peak	294.00	100	Vertical	Pass
3	5660.34	51.15	15.50	74.0	22.85	Peak	305.00	100	Vertical	Pass
4	9987.10	48.96	19.33	74.0	25.04	Peak	107.00	100	Vertical	Pass
5	12042.43	51.20	20.83	74.0	22.80	Peak	264.00	100	Vertical	Pass
6	19179.70	50.26	14.04	74.0	23.74	Peak	132.00	100	Vertical	Pass

1 GHz to 40 GHz, ANT H Band III 11a Middle channel

No.	Frequency (MHz)	Results (dBuV/m)	Factor (dB)	Limit (dBuV/m)	Margin (dB)	Detector	Table (o)	Height (cm)	ANT	Verdict
1	2081.73	45.21	-1.67	74.0	28.79	Peak	326.00	100	Horizontal	Pass
2	3278.18	45.67	8.93	74.0	28.33	Peak	61.00	100	Horizontal	Pass
3	5928.77	51.51	15.70	74.0	22.49	Peak	24.00	100	Horizontal	Pass
4	12042.43	51.59	20.83	74.0	22.41	Peak	91.00	100	Horizontal	Pass
5	16348.17	48.63	11.76	74.0	25.37	Peak	122.00	100	Horizontal	Pass
6	19179.70	50.62	14.04	74.0	23.38	Peak	303.00	100	Horizontal	Pass

1 GHz to 40 GHz, ANT V Band III 11a High channel

No.	Frequency (MHz)	Results (dBuV/m)	Factor (dB)	Limit (dBuV/m)	Margin (dB)	Detector	Table (o)	Height (cm)	ANT	Verdict
1	1508.87	43.38	-4.33	74.0	30.62	Peak	199.00	100	Vertical	Pass
2	2452.64	46.53	-0.51	74.0	27.47	Peak	337.00	100	Vertical	Pass
3	5098.73	49.63	14.83	74.0	24.37	Peak	198.00	100	Vertical	Pass
4	9279.53	47.83	16.96	74.0	26.17	Peak	323.00	100	Vertical	Pass
5	12042.43	51.87	20.83	74.0	22.13	Peak	344.00	100	Vertical	Pass
6	19009.98	50.33	13.42	74.0	23.67	Peak	32.00	100	Vertical	Pass

1 GHz to 40 GHz, ANT H Band III 11a High channel

No.	Frequency (MHz)	Results (dBuV/m)	Factor (dB)	Limit (dBuV/m)	Margin (dB)	Detector	Table (o)	Height (cm)	ANT	Verdict
1	1628.34	44.20	-4.36	74.0	29.80	Peak	243.00	100	Horizontal	Pass
2	2380.66	46.11	-0.42	74.0	27.89	Peak	268.00	100	Horizontal	Pass
3	5394.90	50.52	14.68	74.0	23.48	Peak	118.00	100	Horizontal	Pass
4	10773.30	49.24	19.56	74.0	24.76	Peak	293.00	100	Horizontal	Pass
5	12042.43	51.97	20.83	74.0	22.03	Peak	198.00	100	Horizontal	Pass
6	19179.70	50.76	14.04	74.0	23.24	Peak	255.00	100	Horizontal	Pass

1 GHz to 40 GHz, ANT V Band III 11n20 Low channel

No.	Frequency (MHz)	Results (dBuV/m)	Factor (dB)	Limit (dBuV/m)	Margin (dB)	Detector	Table (o)	Height (cm)	ANT	Verdict
1	1619.35	47.09	-4.28	74.0	26.91	Peak	101.00	100	Vertical	Pass
2	2422.14	46.47	-0.21	74.0	27.53	Peak	48.00	100	Vertical	Pass
3	4477.88	50.57	12.62	74.0	23.43	Peak	347.00	100	Vertical	Pass
4	9111.07	47.78	17.02	74.0	26.22	Peak	219.00	100	Vertical	Pass
5	12289.52	51.81	20.65	74.0	22.19	Peak	58.00	100	Vertical	Pass
6	19449.25	50.22	12.80	74.0	23.78	Peak	219.00	100	Vertical	Pass

1 GHz to 40 GHz, ANT H Band III 11n20 Low channel

No.	Frequency (MHz)	Results (dBuV/m)	Factor (dB)	Limit (dBuV/m)	Margin (dB)	Detector	Table (o)	Height (cm)	ANT	Verdict
1	1894.28	43.66	-2.92	74.0	30.34	Peak	330.00	100	Horizontal	Pass
2	4692.33	50.99	13.24	74.0	23.01	Peak	96.00	100	Horizontal	Pass
3	7156.82	46.80	14.35	74.0	27.20	Peak	77.00	100	Horizontal	Pass
4	12042.43	51.73	20.83	74.0	22.27	Peak	185.00	100	Horizontal	Pass
5	16348.17	48.69	11.76	74.0	25.31	Peak	66.00	100	Horizontal	Pass
6	19179.70	50.68	14.04	74.0	23.32	Peak	201.00	100	Horizontal	Pass

1 GHz to 40 GHz, ANT V Band III 11n20 Middle channel

No.	Frequency (MHz)	Results (dBuV/m)	Factor (dB)	Limit (dBuV/m)	Margin (dB)	Detector	Table (o)	Height (cm)	ANT	Verdict
1	1411.90	43.96	-4.59	74.0	30.04	Peak	268.00	100	Vertical	Pass
2	2794.05	47.81	1.82	74.0	26.19	Peak	104.00	100	Vertical	Pass
3	5660.34	51.15	15.50	74.0	22.85	Peak	359.00	100	Vertical	Pass
4	9111.07	48.09	17.02	74.0	25.91	Peak	315.00	100	Vertical	Pass
5	12143.51	51.35	20.72	74.0	22.65	Peak	163.00	100	Vertical	Pass
6	19179.70	50.02	14.04	74.0	23.98	Peak	199.00	100	Vertical	Pass

1 GHz to 40 GHz, ANT H Band III 11n20 Middle channel

No.	Frequency (MHz)	Results (dBuV/m)	Factor (dB)	Limit (dBuV/m)	Margin (dB)	Detector	Table (o)	Height (cm)	ANT	Verdict
1	1216.45	43.26	-5.12	74.0	30.74	Peak	116.00	100	Horizontal	Pass
2	2273.18	47.04	-0.51	74.0	26.96	Peak	161.00	100	Horizontal	Pass
3	4725.32	51.37	13.61	74.0	22.63	Peak	131.00	100	Horizontal	Pass
4	9942.18	49.50	19.17	74.0	24.50	Peak	342.00	100	Horizontal	Pass
5	12042.43	51.73	20.83	74.0	22.27	Peak	269.00	100	Horizontal	Pass
6	19179.70	50.68	14.04	74.0	23.32	Peak	342.00	100	Horizontal	Pass

1 GHz to 40 GHz, ANT V Band III 11n20 High channel

No.	Frequency (MHz)	Results (dBuV/m)	Factor (dB)	Limit (dBuV/m)	Margin (dB)	Detector	Table (o)	Height (cm)	ANT	Verdict
1	1562.36	43.46	-3.95	74.0	30.54	Peak	163.00	100	Vertical	Pass
2	2308.17	47.00	-0.45	74.0	27.00	Peak	85.00	100	Vertical	Pass
3	4477.88	50.57	12.62	74.0	23.43	Peak	291.00	100	Vertical	Pass
4	9964.64	49.21	19.25	74.0	24.79	Peak	22.00	100	Vertical	Pass
5	12143.51	51.44	20.72	74.0	22.56	Peak	61.00	100	Vertical	Pass
6	19219.63	50.33	14.00	74.0	23.67	Peak	74.00	100	Vertical	Pass

1 GHz to 40 GHz, ANT H Band III 11n20 High channel

No.	Frequency (MHz)	Results (dBuV/m)	Factor (dB)	Limit (dBuV/m)	Margin (dB)	Detector	Table (o)	Height (cm)	ANT	Verdict
1	1621.35	44.40	-4.29	74.0	29.60	Peak	128.00	100	Horizontal	Pass
2	2273.18	47.04	-0.51	74.0	26.96	Peak	350.00	100	Horizontal	Pass
3	4692.33	50.99	13.24	74.0	23.01	Peak	285.00	100	Horizontal	Pass
4	9717.55	49.12	17.74	74.0	24.88	Peak	194.00	100	Horizontal	Pass
5	12143.51	51.51	20.72	74.0	22.49	Peak	213.00	100	Horizontal	Pass
6	19009.98	50.31	13.42	74.0	23.69	Peak	54.00	100	Horizontal	Pass

1 GHz to 40 GHz, ANT V Band III 11n40 Low channel

No.	Frequency (MHz)	Results (dBuV/m)	Factor (dB)	Limit (dBuV/m)	Margin (dB)	Detector	Table (o)	Height (cm)	ANT	Verdict
1	1411.90	43.96	-4.59	74.0	30.04	Peak	112.00	100	Vertical	Pass
2	2308.17	47.00	-0.45	74.0	27.00	Peak	175.00	100	Vertical	Pass
3	4085.73	48.36	11.31	74.0	25.64	Peak	27.00	100	Vertical	Pass
4	5979.76	51.36	15.76	74.0	22.64	Peak	253.00	100	Vertical	Pass
5	10009.57	49.39	19.33	74.0	24.61	Peak	250.00	100	Vertical	Pass
6	19219.63	50.35	14.00	74.0	23.65	Peak	221.00	100	Vertical	Pass

1 GHz to 40 GHz, ANT H Band III 11n40 Low channel

No.	Frequency (MHz)	Results (dBuV/m)	Factor (dB)	Limit (dBuV/m)	Margin (dB)	Detector	Table (o)	Height (cm)	ANT	Verdict
1	2273.18	47.04	-0.51	74.0	26.96	Peak	117.00	100	Horizontal	Pass
2	4053.49	49.00	11.18	74.0	25.00	Peak	184.00	100	Horizontal	Pass
3	5928.77	51.51	15.70	74.0	22.49	Peak	227.00	100	Horizontal	Pass
4	12143.51	51.37	20.72	74.0	22.63	Peak	136.00	100	Horizontal	Pass
5	16223.38	48.99	11.41	74.0	25.01	Peak	189.00	100	Horizontal	Pass
6	19409.32	50.11	12.89	74.0	23.89	Peak	311.00	100	Horizontal	Pass

1 GHz to 40 GHz, ANT V Band III 11n40 High channel

No.	Frequency (MHz)	Results (dBuV/m)	Factor (dB)	Limit (dBuV/m)	Margin (dB)	Detector	Table (o)	Height (cm)	ANT	Verdict
1	1411.90	43.96	-4.59	74.0	30.04	Peak	227.00	100	Vertical	Pass
2	2835.04	48.11	1.85	74.0	25.89	Peak	125.00	100	Vertical	Pass
3	4717.82	50.82	13.53	74.0	23.18	Peak	65.00	100	Vertical	Pass
4	7123.13	47.14	14.28	74.0	26.86	Peak	65.00	100	Vertical	Pass
5	12042.43	51.12	20.83	74.0	22.88	Peak	46.00	100	Vertical	Pass
6	19219.63	50.34	14.00	74.0	23.66	Peak	81.00	100	Vertical	Pass

1 GHz to 40 GHz, ANT H Band III 11n40 High channel

No.	Frequency (MHz)	Results (dBuV/m)	Factor (dB)	Limit (dBuV/m)	Margin (dB)	Detector	Table (o)	Height (cm)	ANT	Verdict
1	1628.34	44.20	-4.36	74.0	29.80	Peak	94.00	100	Horizontal	Pass
2	2273.18	47.04	-0.51	74.0	26.96	Peak	199.00	100	Horizontal	Pass
3	4729.82	51.16	13.61	74.0	22.84	Peak	207.00	100	Horizontal	Pass
4	9942.18	49.58	19.17	74.0	24.42	Peak	21.00	100	Horizontal	Pass
5	12042.43	51.74	20.83	74.0	22.26	Peak	205.00	100	Horizontal	Pass
6	19179.70	50.66	14.04	74.0	23.34	Peak	207.00	100	Horizontal	Pass

1 GHz to 40 GHz, ANT V Band III 11ac20 Low channel

No.	Frequency (MHz)	Results (dBuV/m)	Factor (dB)	Limit (dBuV/m)	Margin (dB)	Detector	Table (o)	Height (cm)	ANT	Verdict
1	1411.90	43.96	-4.59	74.0	30.04	Peak	335.00	100	Vertical	Pass
2	2308.17	47.00	-0.45	74.0	27.00	Peak	51.00	100	Vertical	Pass
3	4844.54	50.92	13.59	74.0	23.08	Peak	191.00	100	Vertical	Pass
4	11121.46	50.49	20.22	74.0	23.51	Peak	191.00	100	Vertical	Pass
5	16275.37	48.48	11.56	74.0	25.52	Peak	252.00	100	Vertical	Pass
6	19409.32	50.07	12.89	74.0	23.93	Peak	123.00	100	Vertical	Pass

1 GHz to 40 GHz, ANT H Band III 11ac20 Low channel

No.	Frequency (MHz)	Results (dBuV/m)	Factor (dB)	Limit (dBuV/m)	Margin (dB)	Detector	Table (o)	Height (cm)	ANT	Verdict
1	1613.35	44.28	-4.42	74.0	29.72	Peak	195.00	100	Horizontal	Pass
2	2972.01	48.17	2.29	74.0	25.83	Peak	300.00	100	Horizontal	Pass
3	5981.26	51.12	15.81	74.0	22.88	Peak	257.00	100	Horizontal	Pass
4	12042.43	51.93	20.83	74.0	22.07	Peak	46.00	100	Horizontal	Pass
5	14216.31	48.70	9.61	74.0	25.30	Peak	318.00	100	Horizontal	Pass
6	19179.70	50.14	14.04	74.0	23.86	Peak	303.00	100	Horizontal	Pass

1 GHz to 40 GHz, ANT V Band III 11ac20 Middle channel

No.	Frequency (MHz)	Results (dBuV/m)	Factor (dB)	Limit (dBuV/m)	Margin (dB)	Detector	Table (o)	Height (cm)	ANT	Verdict
1	1620.85	44.31	-4.21	74.0	29.69	Peak	46.00	100	Vertical	Pass
2	2944.01	48.08	2.39	74.0	25.92	Peak	275.00	100	Vertical	Pass
3	4864.03	51.01	13.57	74.0	22.99	Peak	353.00	100	Vertical	Pass
4	8819.05	47.59	16.51	74.0	26.41	Peak	69.00	100	Vertical	Pass
5	11952.58	51.16	20.65	74.0	22.84	Peak	72.00	100	Vertical	Pass
6	19009.98	50.34	13.42	74.0	23.66	Peak	79.00	100	Vertical	Pass

1 GHz to 40 GHz, ANT H Band III 11ac20 Middle channel

No.	Frequency (MHz)	Results (dBuV/m)	Factor (dB)	Limit (dBuV/m)	Margin (dB)	Detector	Table (o)	Height (cm)	ANT	Verdict
1	1615.35	44.71	-4.30	74.0	29.29	Peak	181.00	100	Horizontal	Pass
2	2900.53	48.04	2.57	74.0	25.96	Peak	155.00	100	Horizontal	Pass
3	5678.33	51.10	15.43	74.0	22.90	Peak	75.00	100	Horizontal	Pass
4	12289.52	51.50	20.65	74.0	22.50	Peak	337.00	100	Horizontal	Pass
5	16223.38	48.34	11.41	74.0	25.66	Peak	51.00	100	Horizontal	Pass
6	19009.98	49.80	13.42	74.0	24.20	Peak	108.00	100	Horizontal	Pass

1 GHz to 40 GHz, ANT V Band III 11ac20 High channel

No.	Frequency (MHz)	Results (dBuV/m)	Factor (dB)	Limit (dBuV/m)	Margin (dB)	Detector	Table (o)	Height (cm)	ANT	Verdict
1	1319.92	43.12	-4.87	74.0	30.88	Peak	33.00	100	Vertical	Pass
2	2308.17	47.00	-0.45	74.0	27.00	Peak	90.00	100	Vertical	Pass
3	4477.88	50.57	12.62	74.0	23.43	Peak	241.00	100	Vertical	Pass
4	9717.55	49.30	17.74	74.0	24.70	Peak	168.00	100	Vertical	Pass
5	12042.43	51.55	20.83	74.0	22.45	Peak	78.00	100	Vertical	Pass
6	19219.63	50.16	14.00	74.0	23.84	Peak	301.00	100	Vertical	Pass

1 GHz to 40 GHz, ANT H Band III 11ac20 High channel

No.	Frequency (MHz)	Results (dBuV/m)	Factor (dB)	Limit (dBuV/m)	Margin (dB)	Detector	Table (o)	Height (cm)	ANT	Verdict
1	2204.70	46.24	-0.44	74.0	27.76	Peak	85.00	100	Horizontal	Pass
2	2819.05	48.29	2.13	74.0	25.71	Peak	122.00	100	Horizontal	Pass
3	5345.41	50.64	14.73	74.0	23.36	Peak	91.00	100	Horizontal	Pass
4	9942.18	49.63	19.17	74.0	24.37	Peak	220.00	100	Horizontal	Pass
5	12042.43	51.55	20.83	74.0	22.45	Peak	133.00	100	Horizontal	Pass
6	19449.25	50.05	12.80	74.0	23.95	Peak	337.00	100	Horizontal	Pass

1 GHz to 40 GHz, ANT V Band III 11ac40 Low channel

No.	Frequency (MHz)	Results (dBuV/m)	Factor (dB)	Limit (dBuV/m)	Margin (dB)	Detector	Table (o)	Height (cm)	ANT	Verdict
1	1411.90	43.96	-4.59	74.0	30.04	Peak	275.00	100	Vertical	Pass
2	2308.17	47.00	-0.45	74.0	27.00	Peak	265.00	100	Vertical	Pass
3	3604.35	46.83	9.97	74.0	27.17	Peak	303.00	100	Vertical	Pass
4	7123.13	47.17	14.28	74.0	26.83	Peak	248.00	100	Vertical	Pass
5	12289.52	51.47	20.65	74.0	22.53	Peak	259.00	100	Vertical	Pass
6	19179.70	50.51	14.04	74.0	23.49	Peak	223.00	100	Vertical	Pass

1 GHz to 40 GHz, ANT H Band III 11ac40 Low channel

No.	Frequency (MHz)	Results (dBuV/m)	Factor (dB)	Limit (dBuV/m)	Margin (dB)	Detector	Table (o)	Height (cm)	ANT	Verdict
1	1894.28	43.66	-2.92	74.0	30.34	Peak	254.00	100	Horizontal	Pass
2	2819.05	48.29	2.13	74.0	25.71	Peak	62.00	100	Horizontal	Pass
3	5518.62	50.26	15.11	74.0	23.74	Peak	133.00	100	Horizontal	Pass
4	9942.18	48.92	19.17	74.0	25.08	Peak	150.00	100	Horizontal	Pass
5	12042.43	52.22	20.83	74.0	21.78	Peak	335.00	100	Horizontal	Pass
6	19219.63	50.33	14.00	74.0	23.67	Peak	242.00	100	Horizontal	Pass

1 GHz to 40 GHz, ANT V Band III 11ac40 High channel

No.	Frequency (MHz)	Results (dBuV/m)	Factor (dB)	Limit (dBuV/m)	Margin (dB)	Detector	Table (o)	Height (cm)	ANT	Verdict
1	2308.17	47.00	-0.45	74.0	27.00	Peak	289.00	100	Vertical	Pass
2	4844.54	50.92	13.59	74.0	23.08	Peak	357.00	100	Vertical	Pass
3	9942.18	49.60	19.17	74.0	24.40	Peak	119.00	100	Vertical	Pass
4	12042.43	51.73	20.83	74.0	22.27	Peak	351.00	100	Vertical	Pass
5	16223.38	48.65	11.41	74.0	25.35	Peak	270.00	100	Vertical	Pass
6	19179.70	50.76	14.04	74.0	23.24	Peak	37.00	100	Vertical	Pass

1 GHz to 40 GHz, ANT H Band III 11ac40 High channel

No.	Frequency (MHz)	Results (dBuV/m)	Factor (dB)	Limit (dBuV/m)	Margin (dB)	Detector	Table (o)	Height (cm)	ANT	Verdict
1	1619.85	44.51	-4.28	74.0	29.49	Peak	211.00	100	Horizontal	Pass
2	2819.05	48.29	2.13	74.0	25.71	Peak	270.00	100	Horizontal	Pass
3	4729.82	51.16	13.61	74.0	22.84	Peak	341.00	100	Horizontal	Pass
4	9930.95	49.11	19.14	74.0	24.89	Peak	291.00	100	Horizontal	Pass
5	12289.52	51.72	20.65	74.0	22.28	Peak	304.00	100	Horizontal	Pass
6	19219.63	50.10	14.00	74.0	23.90	Peak	8.00	100	Horizontal	Pass

1 GHz to 40 GHz, ANT V Band III 11ac80 Low channel

No.	Frequency (MHz)	Results (dBuV/m)	Factor (dB)	Limit (dBuV/m)	Margin (dB)	Detector	Table (o)	Height (cm)	ANT	Verdict
1	1615.35	44.71	-4.30	74.0	29.29	Peak	338.00	100	Vertical	Pass
2	2273.18	47.04	-0.51	74.0	26.96	Peak	149.00	100	Vertical	Pass
3	5117.47	50.92	15.06	74.0	23.08	Peak	229.00	100	Vertical	Pass
4	9930.95	49.11	19.14	74.0	24.89	Peak	169.00	100	Vertical	Pass
5	12289.52	51.72	20.65	74.0	22.28	Peak	275.00	100	Vertical	Pass
6	19219.63	50.10	14.00	74.0	23.90	Peak	280.00	100	Vertical	Pass

1 GHz to 40 GHz, ANT H Band III 11ac80 Low channel

No.	Frequency (MHz)	Results (dBuV/m)	Factor (dB)	Limit (dBuV/m)	Margin (dB)	Detector	Table (o)	Height (cm)	ANT	Verdi ct
1	1620.35	45.01	-4.29	74.0	28.99	Peak	76.00	100	Horizontal	Pass
2	2835.04	48.11	1.85	74.0	25.89	Peak	49.00	100	Horizontal	Pass
3	4477.88	50.57	12.62	74.0	23.43	Peak	9.00	100	Horizontal	Pass
4	8920.13	47.55	16.83	74.0	26.45	Peak	264.00	100	Horizontal	Pass
5	12042.43	51.85	20.83	74.0	22.15	Peak	191.00	100	Horizontal	Pass
6	19009.98	50.21	13.42	74.0	23.79	Peak	349.00	100	Horizontal	Pass

1 GHz to 40 GHz, ANT V Band IV 11a Low channel

No.	Frequency (MHz)	Results (dBuV/m)	Factor (dB)	Limit (dBuV/m)	Margin (dB)	Detector	Table (o)	Height (cm)	ANT	Verdict
1	1619.35	45.09	-4.28	74.0	28.91	Peak	260.00	100	Vertical	Pass
2	2452.64	46.53	-0.51	74.0	27.47	Peak	278.00	100	Vertical	Pass
3	4477.88	50.57	12.62	74.0	23.43	Peak	241.00	100	Vertical	Pass
4	5973.01	51.28	15.65	74.0	22.72	Peak	273.00	100	Vertical	Pass
5	11975.04	51.43	20.76	74.0	22.57	Peak	216.00	100	Vertical	Pass
6	19409.32	50.08	12.89	74.0	23.92	Peak	97.00	100	Vertical	Pass

1 GHz to 40 GHz, ANT H Band IV 11a Low channel

No.	Frequency (MHz)	Results (dBuV/m)	Factor (dB)	Limit (dBuV/m)	Margin (dB)	Detector	Table (o)	Height (cm)	ANT	Verdict
1	1619.85	46.51	-4.28	74.0	27.49	Peak	55.00	100	Horizontal	Pass
2	2273.18	47.04	-0.51	74.0	26.96	Peak	228.00	100	Horizontal	Pass
3	4053.49	49.00	11.18	74.0	25.00	Peak	126.00	100	Horizontal	Pass
4	5928.77	51.51	15.70	74.0	22.49	Peak	312.00	100	Horizontal	Pass
5	12042.43	51.88	20.83	74.0	22.12	Peak	75.00	100	Horizontal	Pass
6	19179.70	50.17	14.04	74.0	23.83	Peak	156.00	100	Horizontal	Pass

1 GHz to 40 GHz, ANT V Band IV 11a Middle channel

No.	Frequency (MHz)	Results (dBuV/m)	Factor (dB)	Limit (dBuV/m)	Margin (dB)	Detector	Table (o)	Height (cm)	ANT	Verdict
1	1217.45	44.20	-5.17	74.0	29.80	Peak	255.00	100	Vertical	Pass
2	2224.69	46.70	-0.35	74.0	27.30	Peak	160.00	100	Vertical	Pass
3	4685.58	51.20	13.22	74.0	22.80	Peak	244.00	100	Vertical	Pass
4	5979.76	51.36	15.76	74.0	22.64	Peak	83.00	100	Vertical	Pass
5	12042.43	51.74	20.83	74.0	22.26	Peak	251.00	100	Vertical	Pass
6	19179.70	50.16	14.04	74.0	23.84	Peak	44.00	100	Vertical	Pass

1 GHz to 40 GHz, ANT H Band IV 11a Middle channel

No.	Frequency (MHz)	Results (dBuV/m)	Factor (dB)	Limit (dBuV/m)	Margin (dB)	Detector	Table (o)	Height (cm)	ANT	Verdict
1	2273.18	47.04	-0.51	74.0	26.96	Peak	142.00	100	Horizontal	Pass
2	4314.42	50.01	12.01	74.0	23.99	Peak	7.00	100	Horizontal	Pass
3	5928.77	51.51	15.70	74.0	22.49	Peak	240.00	100	Horizontal	Pass
4	9942.18	49.33	19.17	74.0	24.67	Peak	294.00	100	Horizontal	Pass
5	12042.43	51.20	20.83	74.0	22.80	Peak	303.00	100	Horizontal	Pass
6	19179.70	50.26	14.04	74.0	23.74	Peak	205.00	100	Horizontal	Pass

1 GHz to 40 GHz, ANT V Band IV 11a High channel

No.	Frequency (MHz)	Results (dBuV/m)	Factor (dB)	Limit (dBuV/m)	Margin (dB)	Detector	Table (o)	Height (cm)	ANT	Verdict
1	1204.95	43.66	-5.25	74.0	30.34	Peak	25.00	100	Vertical	Pass
2	2308.17	47.00	-0.45	74.0	27.00	Peak	3.00	100	Vertical	Pass
3	4768.06	50.48	13.49	74.0	23.52	Peak	226.00	100	Vertical	Pass
4	5614.60	50.74	15.35	74.0	23.26	Peak	161.00	100	Vertical	Pass
5	12042.43	51.61	20.83	74.0	22.39	Peak	157.00	100	Vertical	Pass
6	19219.63	50.28	14.00	74.0	23.72	Peak	35.00	100	Vertical	Pass

1 GHz to 40 GHz, ANT H Band IV 11a High channel

No.	Frequency (MHz)	Results (dBuV/m)	Factor (dB)	Limit (dBuV/m)	Margin (dB)	Detector	Table (o)	Height (cm)	ANT	Verdict
1	1216.45	43.26	-5.12	74.0	30.74	Peak	84.00	100	Horizontal	Pass
2	2972.01	48.17	2.29	74.0	25.83	Peak	117.00	100	Horizontal	Pass
3	4639.84	50.27	13.10	74.0	23.73	Peak	125.00	100	Horizontal	Pass
4	5981.26	51.12	15.81	74.0	22.88	Peak	126.00	100	Horizontal	Pass
5	12042.43	51.95	20.83	74.0	22.05	Peak	275.00	100	Horizontal	Pass
6	19179.70	50.43	14.04	74.0	23.57	Peak	59.00	100	Horizontal	Pass

1 GHz to 40 GHz, ANT V Band IV 11n20 Low channel

No.	Frequency (MHz)	Results (dBuV/m)	Factor (dB)	Limit (dBuV/m)	Margin (dB)	Detector	Table (o)	Height (cm)	ANT	Verdict
1	1411.90	43.96	-4.59	74.0	30.04	Peak	350.00	100	Vertical	Pass
2	2110.72	45.22	-1.35	74.0	28.78	Peak	221.00	100	Vertical	Pass
3	3212.20	46.09	9.21	74.0	27.91	Peak	193.00	100	Vertical	Pass
4	5343.16	50.25	14.67	74.0	23.75	Peak	161.00	100	Vertical	Pass
5	9942.18	49.49	19.17	74.0	24.51	Peak	303.00	100	Vertical	Pass
6	16296.17	48.18	11.61	74.0	25.82	Peak	113.00	100	Vertical	Pass

1 GHz to 40 GHz, ANT H Band IV 11n20 Low channel

No.	Frequency (MHz)	Results (dBuV/m)	Factor (dB)	Limit (dBuV/m)	Margin (dB)	Detector	Table (o)	Height (cm)	ANT	Verdict
1	1620.85	46.72	-4.21	74.0	27.28	Peak	225.00	100	Horizontal	Pass
2	2746.56	48.26	1.58	74.0	25.74	Peak	148.00	100	Horizontal	Pass
3	4860.28	51.16	13.55	74.0	22.84	Peak	40.00	100	Horizontal	Pass
4	5678.33	51.10	15.43	74.0	22.90	Peak	198.00	100	Horizontal	Pass
5	12042.43	51.68	20.83	74.0	22.32	Peak	88.00	100	Horizontal	Pass
6	19179.70	50.66	14.04	74.0	23.34	Peak	79.00	100	Horizontal	Pass

1 GHz to 40 GHz, ANT V Band IV 11n20 Middle channel

No.	Frequency (MHz)	Results (dBuV/m)	Factor (dB)	Limit (dBuV/m)	Margin (dB)	Detector	Table (o)	Height (cm)	ANT	Verdict
1	1619.35	45.09	-4.28	74.0	28.91	Peak	209.00	100	Vertical	Pass
2	2794.05	47.81	1.82	74.0	26.19	Peak	219.00	100	Vertical	Pass
3	4685.58	51.20	13.22	74.0	22.80	Peak	197.00	100	Vertical	Pass
4	5541.86	50.26	15.33	74.0	23.74	Peak	298.00	100	Vertical	Pass
5	10705.91	49.67	19.10	74.0	24.33	Peak	314.00	100	Vertical	Pass
6	19009.98	50.32	13.42	74.0	23.68	Peak	230.00	100	Vertical	Pass

1 GHz to 40 GHz, ANT H Band IV 11n20 Middle channel

No.	Frequency (MHz)	Results (dBuV/m)	Factor (dB)	Limit (dBuV/m)	Margin (dB)	Detector	Table (o)	Height (cm)	ANT	Verdict
1	1361.91	43.29	-4.43	74.0	30.71	Peak	125.00	100	Horizontal	Pass
2	2900.53	48.04	2.57	74.0	25.96	Peak	213.00	100	Horizontal	Pass
3	4729.82	51.16	13.61	74.0	22.84	Peak	103.00	100	Horizontal	Pass
4	7123.13	46.71	14.28	74.0	27.29	Peak	261.00	100	Horizontal	Pass
5	12289.52	51.36	20.65	74.0	22.64	Peak	163.00	100	Horizontal	Pass
6	19449.25	50.40	12.80	74.0	23.60	Peak	260.00	100	Horizontal	Pass

1 GHz to 40 GHz, ANT V Band IV 11n20 High channel

No.	Frequency (MHz)	Results (dBuV/m)	Factor (dB)	Limit (dBuV/m)	Margin (dB)	Detector	Table (o)	Height (cm)	ANT	Verdict
1	1619.85	44.68	-4.28	74.0	29.32	Peak	164.00	100	Vertical	Pass
2	2944.01	48.08	2.39	74.0	25.92	Peak	48.00	100	Vertical	Pass
3	4864.03	51.01	13.57	74.0	22.99	Peak	197.00	100	Vertical	Pass
4	11121.46	50.76	20.22	74.0	23.24	Peak	59.00	100	Vertical	Pass
5	19009.98	50.32	13.42	74.0	23.68	Peak	305.00	100	Vertical	Pass
6	21945.09	48.83	12.50	74.0	25.17	Peak	323.00	100	Vertical	Pass

1 GHz to 40 GHz, ANT H Band IV 11n20 High channel

No.	Frequency (MHz)	Results (dBuV/m)	Factor (dB)	Limit (dBuV/m)	Margin (dB)	Detector	Table (o)	Height (cm)	ANT	Verdict
1	1619.85	44.51	-4.28	74.0	29.49	Peak	125.00	100	Horizontal	Pass
2	2746.56	48.26	1.58	74.0	25.74	Peak	285.00	100	Horizontal	Pass
3	4725.32	51.37	13.61	74.0	22.63	Peak	222.00	100	Horizontal	Pass
4	10773.30	49.72	19.56	74.0	24.28	Peak	107.00	100	Horizontal	Pass
5	16223.38	48.89	11.41	74.0	25.11	Peak	256.00	100	Horizontal	Pass
6	19009.98	50.24	13.42	74.0	23.76	Peak	331.00	100	Horizontal	Pass

1 GHz to 40 GHz, ANT V Band IV 11n40 Low channel

No.	Frequency (MHz)	Results (dBuV/m)	Factor (dB)	Limit (dBuV/m)	Margin (dB)	Detector	Table (o)	Height (cm)	ANT	Verdict
1	1438.39	43.87	-4.63	74.0	30.13	Peak	194.00	100	Vertical	Pass
2	2308.17	47.00	-0.45	74.0	27.00	Peak	201.00	100	Vertical	Pass
3	4685.58	51.20	13.22	74.0	22.80	Peak	110.00	100	Vertical	Pass
4	9717.55	49.34	17.74	74.0	24.66	Peak	4.00	100	Vertical	Pass
5	12289.52	51.65	20.65	74.0	22.35	Peak	4.00	100	Vertical	Pass
6	19009.98	49.78	13.42	74.0	24.22	Peak	132.00	100	Vertical	Pass

1 GHz to 40 GHz, ANT H Band IV 11n40 Low channel

No.	Frequency (MHz)	Results (dBuV/m)	Factor (dB)	Limit (dBuV/m)	Margin (dB)	Detector	Table (o)	Height (cm)	ANT	Verdict
1	1620.85	44.72	-4.21	74.0	29.28	Peak	152.00	100	Horizontal	Pass
2	2819.05	48.29	2.13	74.0	25.71	Peak	334.00	100	Horizontal	Pass
3	4860.28	51.16	13.55	74.0	22.84	Peak	357.00	100	Horizontal	Pass
4	5981.26	51.12	15.81	74.0	22.88	Peak	107.00	100	Horizontal	Pass
5	12042.43	51.46	20.83	74.0	22.54	Peak	347.00	100	Horizontal	Pass
6	19009.98	50.24	13.42	74.0	23.76	Peak	180.00	100	Horizontal	Pass

1 GHz to 40 GHz, ANT V Band IV 11n40 High channel

No.	Frequency (MHz)	Results (dBuV/m)	Factor (dB)	Limit (dBuV/m)	Margin (dB)	Detector	Table (o)	Height (cm)	ANT	Verdict
1	1620.85	44.31	-4.21	74.0	29.69	Peak	54.00	100	Vertical	Pass
2	2308.17	47.00	-0.45	74.0	27.00	Peak	236.00	100	Vertical	Pass
3	2944.01	48.08	2.39	74.0	25.92	Peak	125.00	100	Vertical	Pass
4	5988.00	51.91	15.80	74.0	22.09	Peak	307.00	100	Vertical	Pass
5	12042.43	52.17	20.83	74.0	21.83	Peak	231.00	100	Vertical	Pass
6	19179.70	50.59	14.04	74.0	23.41	Peak	161.00	100	Vertical	Pass

1 GHz to 40 GHz, ANT H Band IV 11n40 High channel

No.	Frequency (MHz)	Results (dBuV/m)	Factor (dB)	Limit (dBuV/m)	Margin (dB)	Detector	Table (o)	Height (cm)	ANT	Verdict
1	1620.85	46.72	-4.21	74.0	27.28	Peak	90.00	100	Horizontal	Pass
2	2972.01	48.17	2.29	74.0	25.83	Peak	57.00	100	Horizontal	Pass
3	4725.32	51.37	13.61	74.0	22.63	Peak	90.00	100	Horizontal	Pass
4	5928.77	51.51	15.70	74.0	22.49	Peak	50.00	100	Horizontal	Pass
5	12042.43	51.83	20.83	74.0	22.17	Peak	70.00	100	Horizontal	Pass
6	19179.70	50.78	14.04	74.0	23.22	Peak	70.00	100	Horizontal	Pass

1 GHz to 40 GHz, ANT V Band IV 11ac20 Low channel

No.	Frequency (MHz)	Results (dBuV/m)	Factor (dB)	Limit (dBuV/m)	Margin (dB)	Detector	Table (o)	Height (cm)	ANT	Verdict
1	1438.39	43.87	-4.63	74.0	30.13	Peak	349.00	100	Vertical	Pass
2	2944.01	48.08	2.39	74.0	25.92	Peak	295.00	100	Vertical	Pass
3	4685.58	51.20	13.22	74.0	22.80	Peak	95.00	100	Vertical	Pass
4	5988.00	51.91	15.80	74.0	22.09	Peak	77.00	100	Vertical	Pass
5	12289.52	51.61	20.65	74.0	22.39	Peak	293.00	100	Vertical	Pass
6	19179.70	50.42	14.04	74.0	23.58	Peak	309.00	100	Vertical	Pass

1 GHz to 40 GHz, ANT H Band IV 11ac20 Low channel

No.	Frequency (MHz)	Results (dBuV/m)	Factor (dB)	Limit (dBuV/m)	Margin (dB)	Detector	Table (o)	Height (cm)	ANT	Verdict
1	1622.34	46.90	-4.34	74.0	27.10	Peak	82.00	100	Horizontal	Pass
2	2273.18	47.04	-0.51	74.0	26.96	Peak	136.00	100	Horizontal	Pass
3	4725.32	51.37	13.61	74.0	22.63	Peak	21.00	100	Horizontal	Pass
4	5928.77	51.51	15.70	74.0	22.49	Peak	48.00	100	Horizontal	Pass
5	12042.43	52.01	20.83	74.0	21.99	Peak	210.00	100	Horizontal	Pass
6	19009.98	50.27	13.42	74.0	23.73	Peak	236.00	100	Horizontal	Pass

1 GHz to 40 GHz, ANT V Band IV 11ac20 Middle channel

No.	Frequency (MHz)	Results (dBuV/m)	Factor (dB)	Limit (dBuV/m)	Margin (dB)	Detector	Table (o)	Height (cm)	ANT	Verdict
1	1624.34	44.21	-4.24	74.0	29.79	Peak	88.00	100	Vertical	Pass
2	2308.17	47.00	-0.45	74.0	27.00	Peak	43.00	100	Vertical	Pass
3	4685.58	51.20	13.22	74.0	22.80	Peak	12.00	100	Vertical	Pass
4	5988.00	51.91	15.80	74.0	22.09	Peak	329.00	100	Vertical	Pass
5	12042.43	52.11	20.83	74.0	21.89	Peak	167.00	100	Vertical	Pass
6	19449.25	50.09	12.80	74.0	23.91	Peak	280.00	100	Vertical	Pass

1 GHz to 40 GHz, ANT H Band IV 11ac20 Middle channel

No.	Frequency (MHz)	Results (dBuV/m)	Factor (dB)	Limit (dBuV/m)	Margin (dB)	Detector	Table (o)	Height (cm)	ANT	Verdict
1	1619.85	48.51	-4.28	74.0	25.49	Peak	283.00	100	Horizontal	Pass
2	2746.56	48.26	1.58	74.0	25.74	Peak	143.00	100	Horizontal	Pass
3	4725.32	51.37	13.61	74.0	22.63	Peak	7.00	100	Horizontal	Pass
4	5928.77	51.51	15.70	74.0	22.49	Peak	4.00	100	Horizontal	Pass
5	12289.52	51.51	20.65	74.0	22.49	Peak	149.00	100	Horizontal	Pass
6	19249.58	49.89	13.82	74.0	24.11	Peak	219.00	100	Horizontal	Pass

1 GHz to 40 GHz, ANT V Band IV 11ac20 High channel

No.	Frequency (MHz)	Results (dBuV/m)	Factor (dB)	Limit (dBuV/m)	Margin (dB)	Detector	Table (o)	Height (cm)	ANT	Verdict
1	1438.39	43.87	-4.63	74.0	30.13	Peak	246.00	100	Vertical	Pass
2	2835.04	48.11	1.85	74.0	25.89	Peak	337.00	100	Vertical	Pass
3	4864.03	51.01	13.57	74.0	22.99	Peak	211.00	100	Vertical	Pass
4	5988.00	51.91	15.80	74.0	22.09	Peak	238.00	100	Vertical	Pass
5	12289.52	51.71	20.65	74.0	22.29	Peak	214.00	100	Vertical	Pass
6	19449.25	50.16	12.80	74.0	23.84	Peak	319.00	100	Vertical	Pass

1 GHz to 40 GHz, ANT H Band IV 11ac20 High channel

No.	Frequency (MHz)	Results (dBuV/m)	Factor (dB)	Limit (dBuV/m)	Margin (dB)	Detector	Table (o)	Height (cm)	ANT	Verdict
1	1620.85	46.72	-4.21	74.0	27.28	Peak	84.00	100	Horizontal	Pass
2	2819.05	48.29	2.13	74.0	25.71	Peak	200.00	100	Horizontal	Pass
3	4725.32	51.37	13.61	74.0	22.63	Peak	268.00	100	Horizontal	Pass
4	5928.77	51.51	15.70	74.0	22.49	Peak	2.00	100	Horizontal	Pass
5	11975.04	51.33	20.76	74.0	22.67	Peak	250.00	100	Horizontal	Pass
6	19219.63	50.37	14.00	74.0	23.63	Peak	258.00	100	Horizontal	Pass

1 GHz to 40 GHz, ANT V Band IV 11ac40 Low channel

No.	Frequency (MHz)	Results (dBuV/m)	Factor (dB)	Limit (dBuV/m)	Margin (dB)	Detector	Table (o)	Height (cm)	ANT	Verdict
1	1619.35	45.09	-4.28	74.0	28.91	Peak	101.00	100	Vertical	Pass
2	2835.04	48.11	1.85	74.0	25.89	Peak	67.00	100	Vertical	Pass
3	4864.03	51.01	13.57	74.0	22.99	Peak	51.00	100	Vertical	Pass
4	5988.00	51.91	15.80	74.0	22.09	Peak	183.00	100	Vertical	Pass
5	12042.43	52.20	20.83	74.0	21.80	Peak	336.00	100	Vertical	Pass
6	19179.70	50.23	14.04	74.0	23.77	Peak	137.00	100	Vertical	Pass

1 GHz to 40 GHz, ANT H Band IV 11ac40 Low channel

No.	Frequency (MHz)	Results (dBuV/m)	Factor (dB)	Limit (dBuV/m)	Margin (dB)	Detector	Table (o)	Height (cm)	ANT	Verdict
1	1620.85	44.72	-4.21	74.0	29.28	Peak	346.00	100	Horizontal	Pass
2	2746.56	48.26	1.58	74.0	25.74	Peak	38.00	100	Horizontal	Pass
3	4725.32	51.37	13.61	74.0	22.63	Peak	175.00	100	Horizontal	Pass
4	5928.77	51.51	15.70	74.0	22.49	Peak	220.00	100	Horizontal	Pass
5	12042.43	52.01	20.83	74.0	21.99	Peak	185.00	100	Horizontal	Pass
6	19049.92	49.83	13.57	74.0	24.17	Peak	71.00	100	Horizontal	Pass

1 GHz to 40 GHz, ANT V Band IV 11ac40 High channel

No.	Frequency (MHz)	Results (dBuV/m)	Factor (dB)	Limit (dBuV/m)	Margin (dB)	Detector	Table (o)	Height (cm)	ANT	Verdict
1	1619.85	44.68	-4.28	74.0	29.32	Peak	5.00	100	Vertical	Pass
2	2835.04	48.11	1.85	74.0	25.89	Peak	301.00	100	Vertical	Pass
3	4844.54	50.92	13.59	74.0	23.08	Peak	135.00	100	Vertical	Pass
4	5988.00	51.91	15.80	74.0	22.09	Peak	114.00	100	Vertical	Pass
5	11975.04	51.16	20.76	74.0	22.84	Peak	162.00	100	Vertical	Pass
6	19449.25	50.41	12.80	74.0	23.59	Peak	41.00	100	Vertical	Pass

1 GHz to 40 GHz, ANT H Band IV 11ac40 High channel

No.	Frequency (MHz)	Results (dBuV/m)	Factor (dB)	Limit (dBuV/m)	Margin (dB)	Detector	Table (o)	Height (cm)	ANT	Verdict
1	1620.85	44.72	-4.21	74.0	29.28	Peak	26.00	100	Horizontal	Pass
2	2972.01	48.17	2.29	74.0	25.83	Peak	186.00	100	Horizontal	Pass
3	4860.28	51.16	13.55	74.0	22.84	Peak	13.00	100	Horizontal	Pass
4	5928.77	51.51	15.70	74.0	22.49	Peak	120.00	100	Horizontal	Pass
5	12042.43	51.43	20.83	74.0	22.57	Peak	294.00	100	Horizontal	Pass
6	19409.32	50.21	12.89	74.0	23.79	Peak	175.00	100	Horizontal	Pass

1 GHz to 40 GHz, ANT V Band IV 11ac80 Low channel

No.	Frequency (MHz)	Results (dBuV/m)	Factor (dB)	Limit (dBuV/m)	Margin (dB)	Detector	Table (o)	Height (cm)	ANT	Verdict
1	1217.45	44.20	-5.17	74.0	29.80	Peak	53.00	100	Vertical	Pass
2	2224.69	46.70	-0.35	74.0	27.30	Peak	45.00	100	Vertical	Pass
3	4685.58	51.20	13.22	74.0	22.80	Peak	186.00	100	Vertical	Pass
4	5979.76	51.36	15.76	74.0	22.64	Peak	273.00	100	Vertical	Pass
5	12042.43	51.94	20.83	74.0	22.06	Peak	30.00	100	Vertical	Pass
6	19179.70	50.25	14.04	74.0	23.75	Peak	206.00	100	Vertical	Pass

1 GHz to 40 GHz, ANT H Band IV 11ac80 Low channel

No.	Frequency (MHz)	Results (dBuV/m)	Factor (dB)	Limit (dBuV/m)	Margin (dB)	Detector	Table (o)	Height (cm)	ANT	Verdict
1	1620.85	44.72	-4.21	74.0	29.28	Peak	201.00	100	Horizontal	Pass
2	2819.05	48.29	2.13	74.0	25.71	Peak	209.00	100	Horizontal	Pass
3	4729.82	51.16	13.61	74.0	22.84	Peak	213.00	100	Horizontal	Pass
4	5981.26	51.12	15.81	74.0	22.88	Peak	8.00	100	Horizontal	Pass
5	12289.52	51.45	20.65	74.0	22.55	Peak	168.00	100	Horizontal	Pass
6	19219.63	50.19	14.00	74.0	23.81	Peak	278.00	100	Horizontal	Pass

Band Edge
Test Data and Plots

Band I 11a CH36

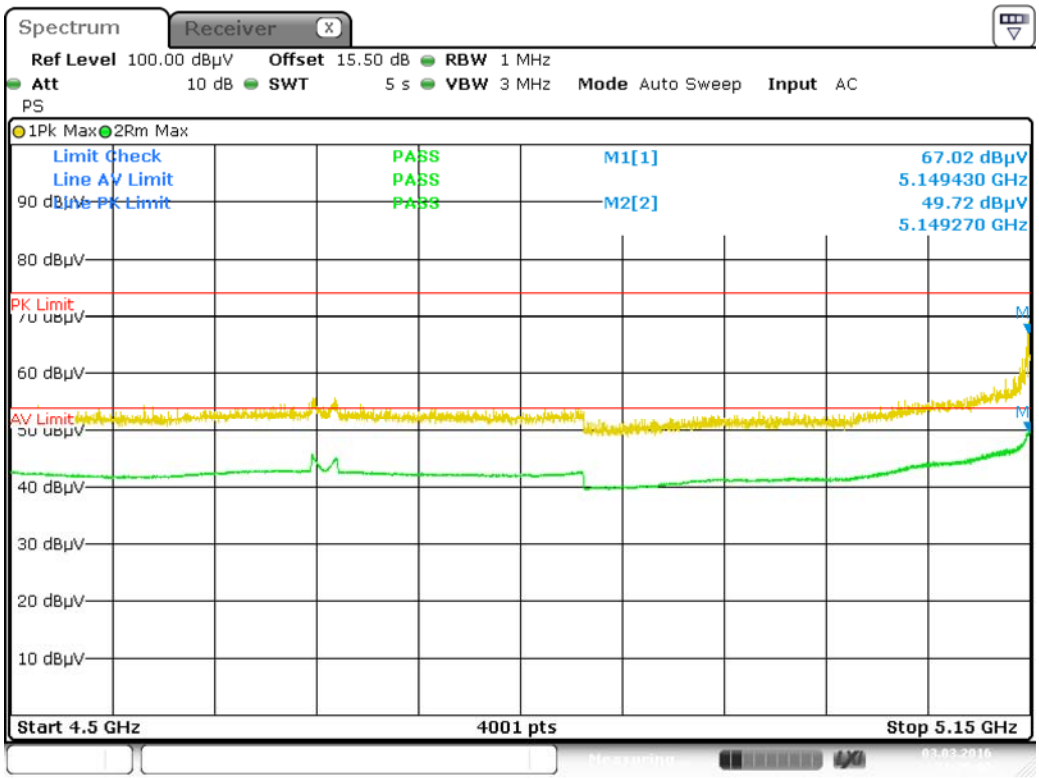

Date: 3.MAR.2016 21:25:02

Band I 11n(HT20) CH36

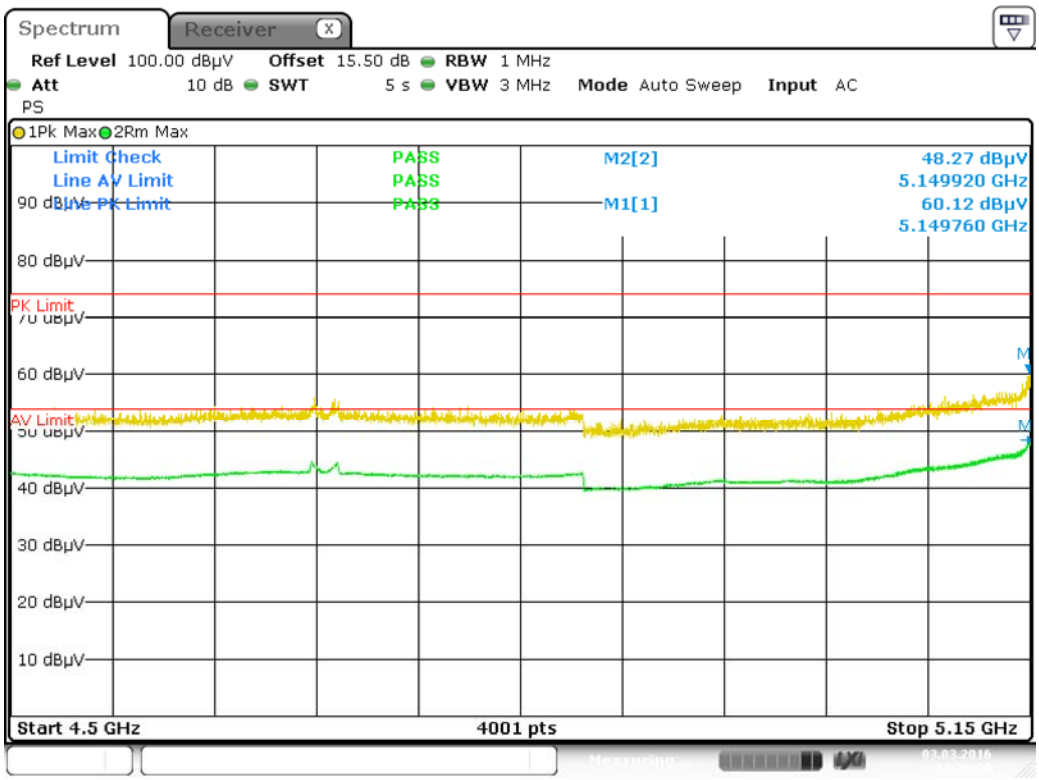

Date: 3.MAR.2016 21:26:00

Band I 11n(HT40) CH38

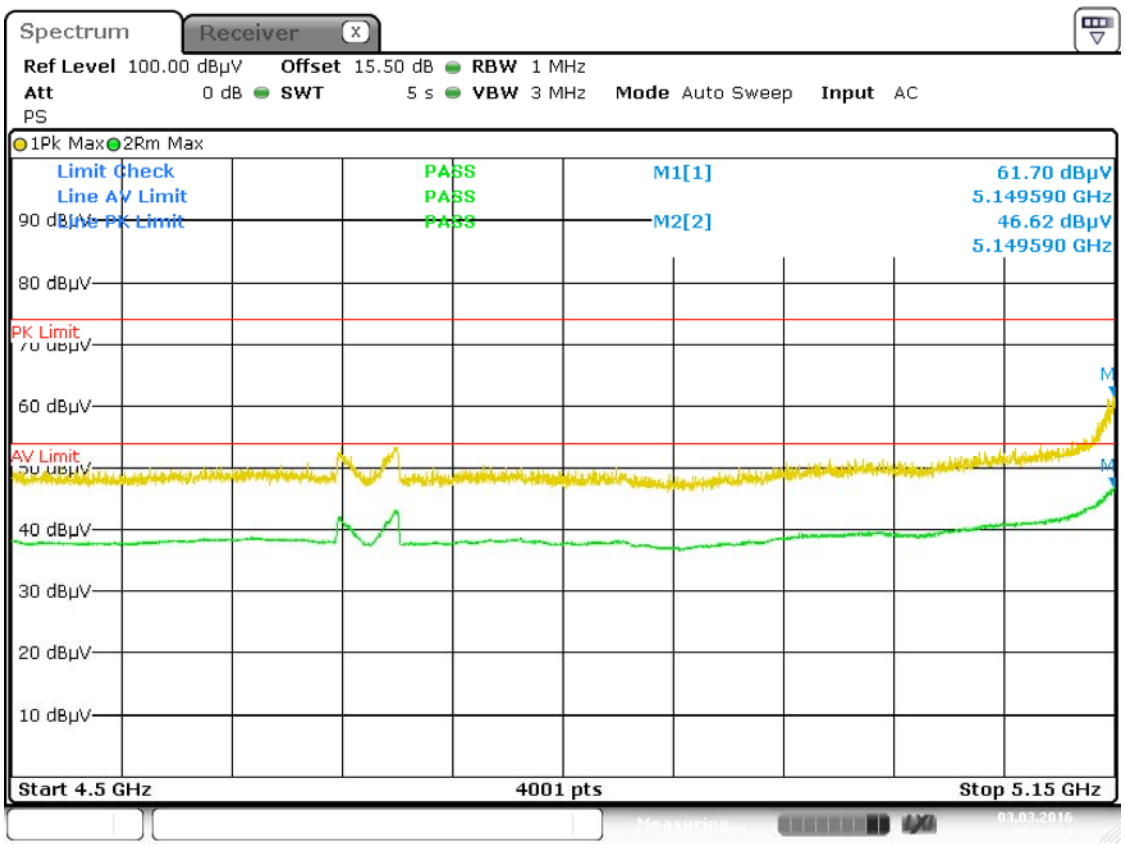

Date: 3.MAR.2016 20:52:21

Band I 11ac(HT20) CH36

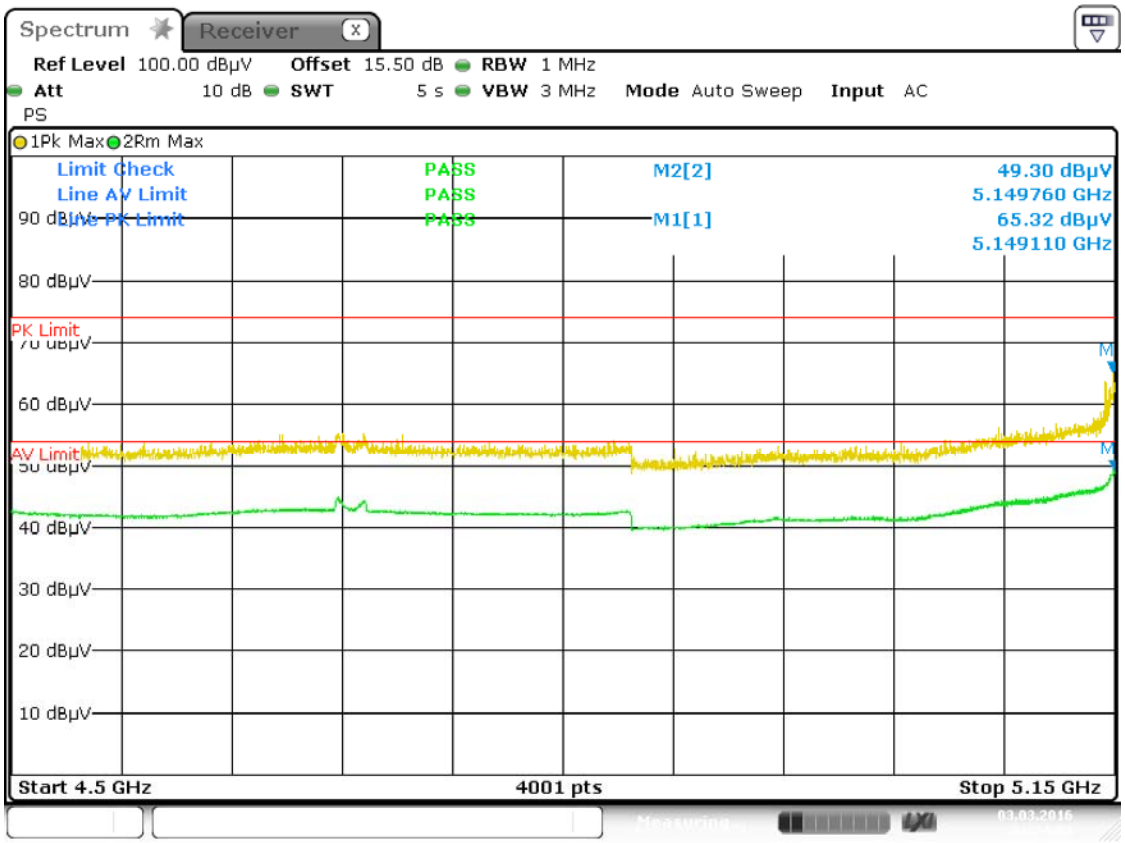

Date: 3.MAR.2016 21:24:01

Band I 11ac(HT40) CH38

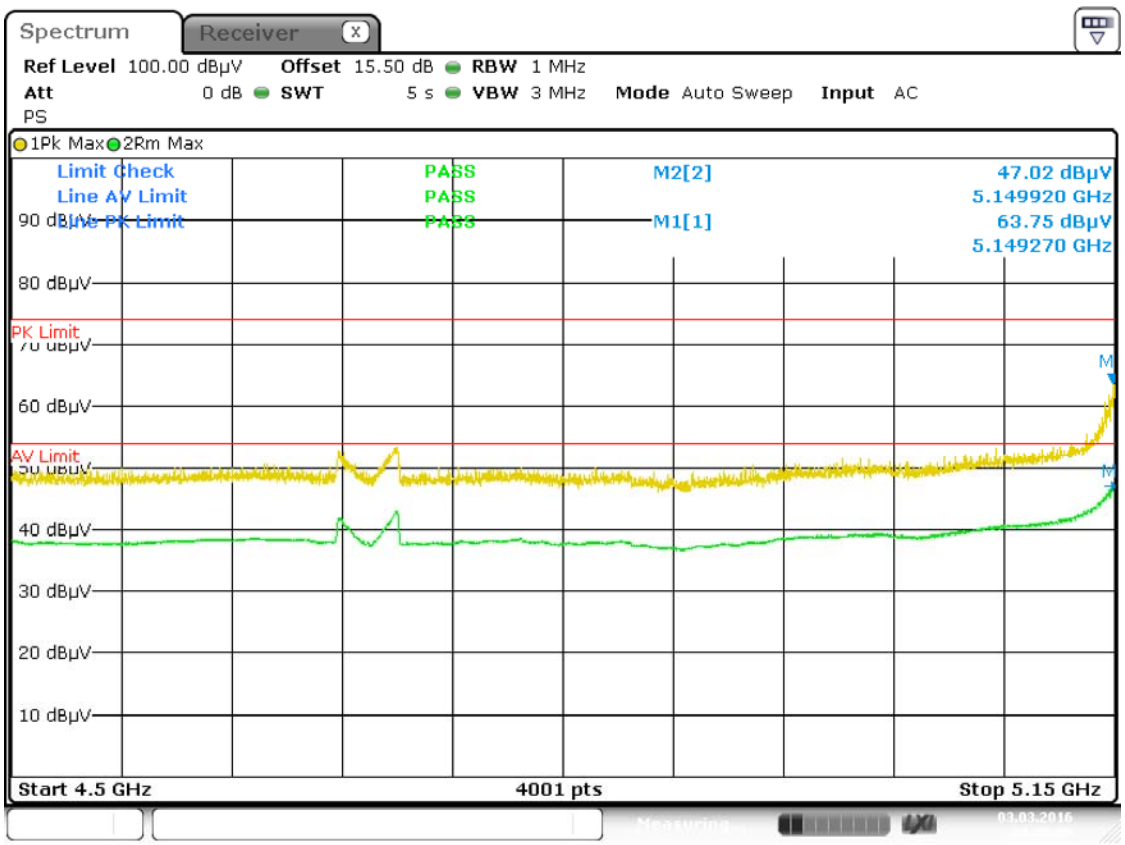

Date: 3.MAR.2016 20:55:09

Band I 11ac(HT80) CH42

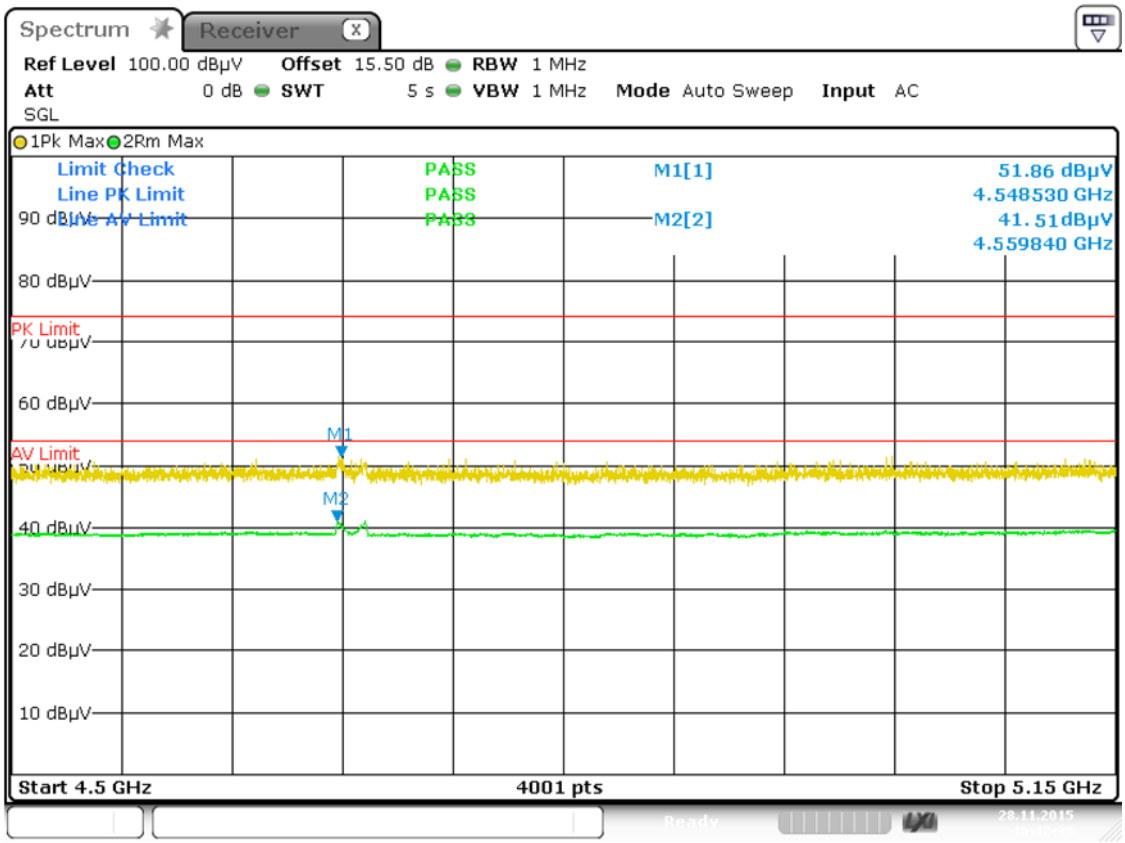

Date: 3.MAR.2016 12:12:38

Band II 11a CH64

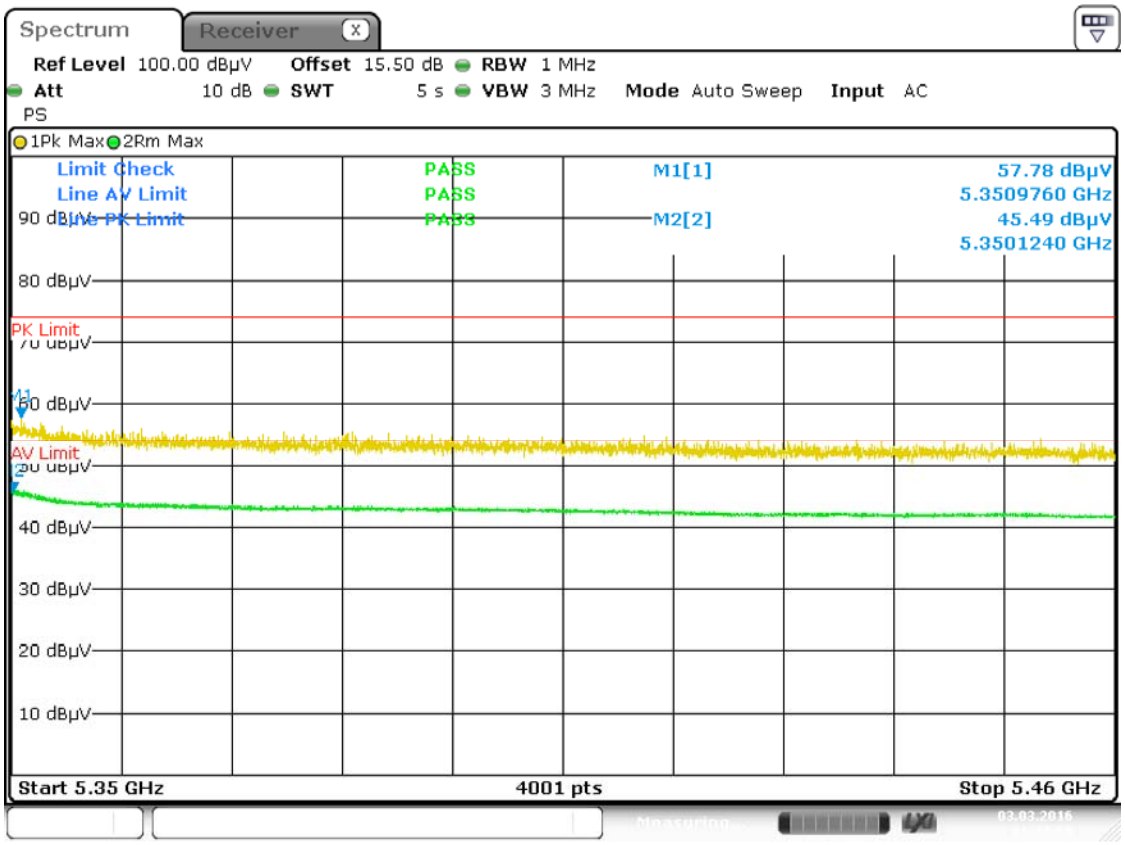

Date: 3.MAR.2016 21:27:55

Band II 11n(HT20) CH64

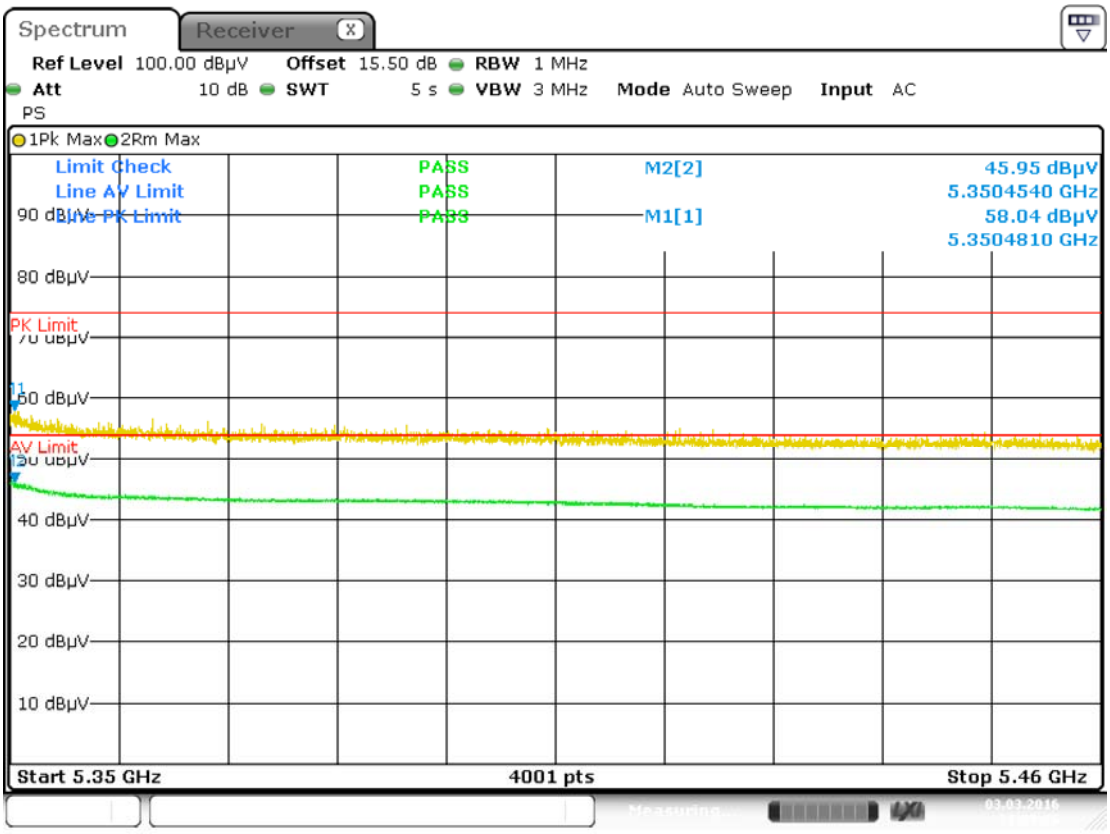

Date: 3.MAR.2016 21:29:26

Band II 11n(HT40) CH62

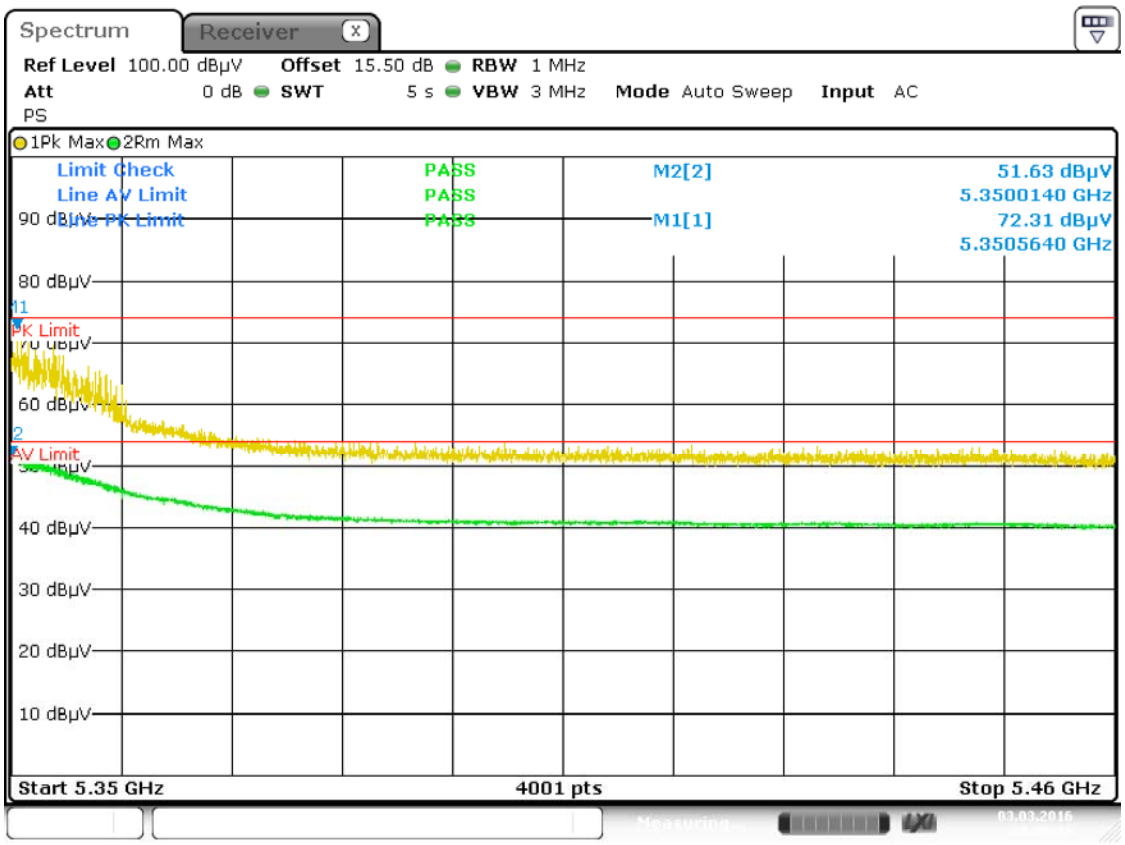

Date: 3.MAR.2016 20:58:18

Band II 11ac(HT20) CH64

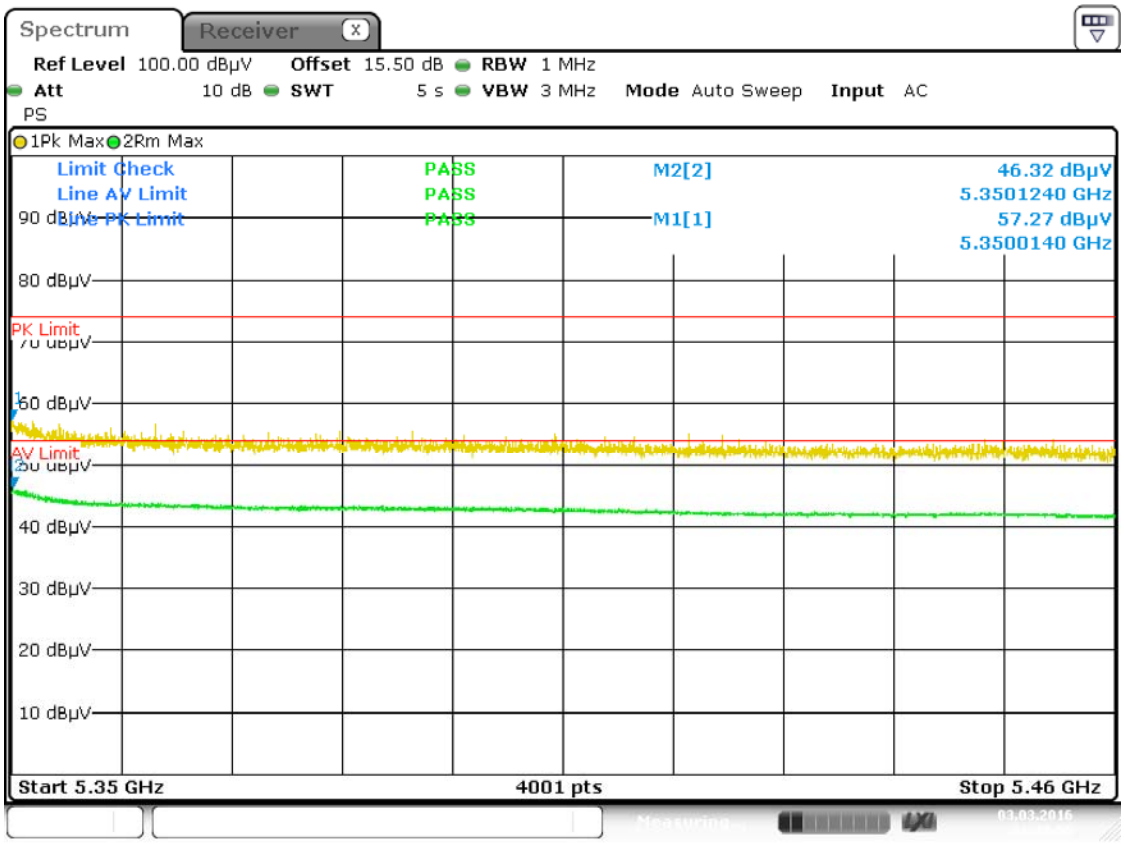

Date: 3.MAR.2016 21:28:55

Band II 11ac(HT40) CH62

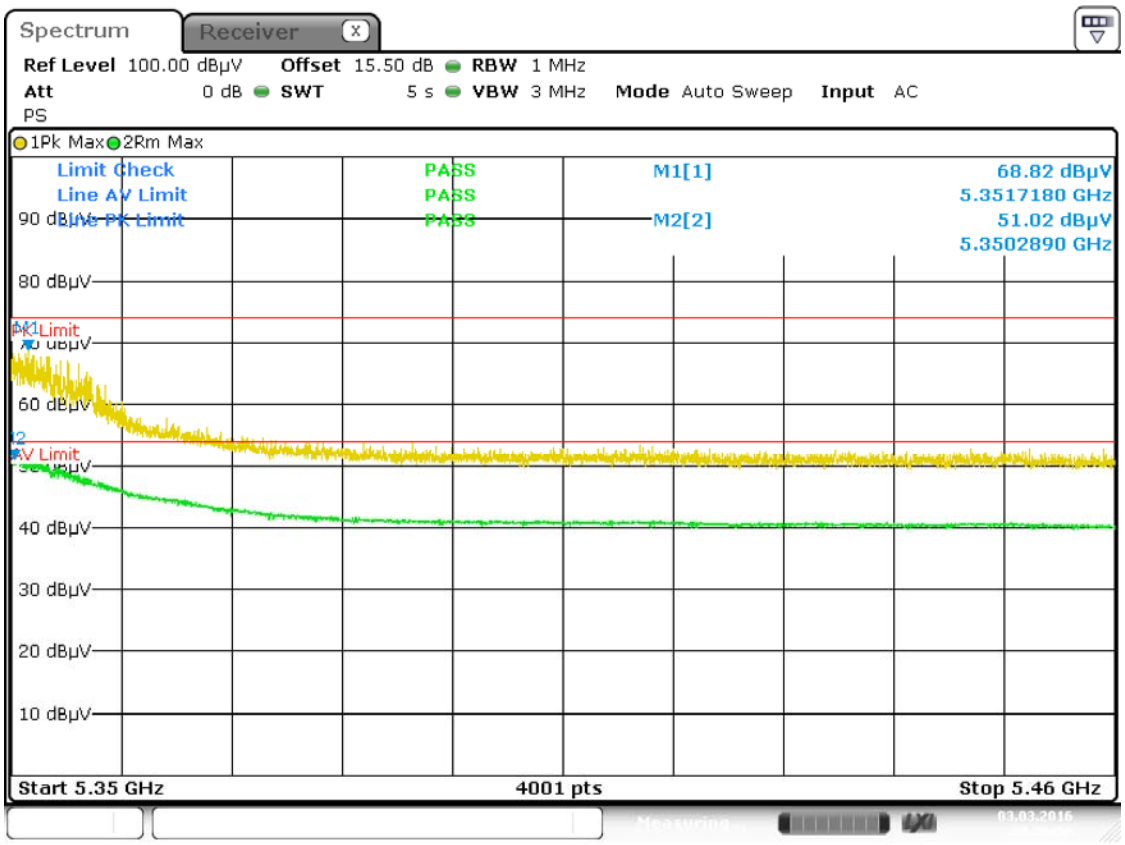

Date: 3.MAR.2016 20:56:59

Band II 11ac(HT80) CH58

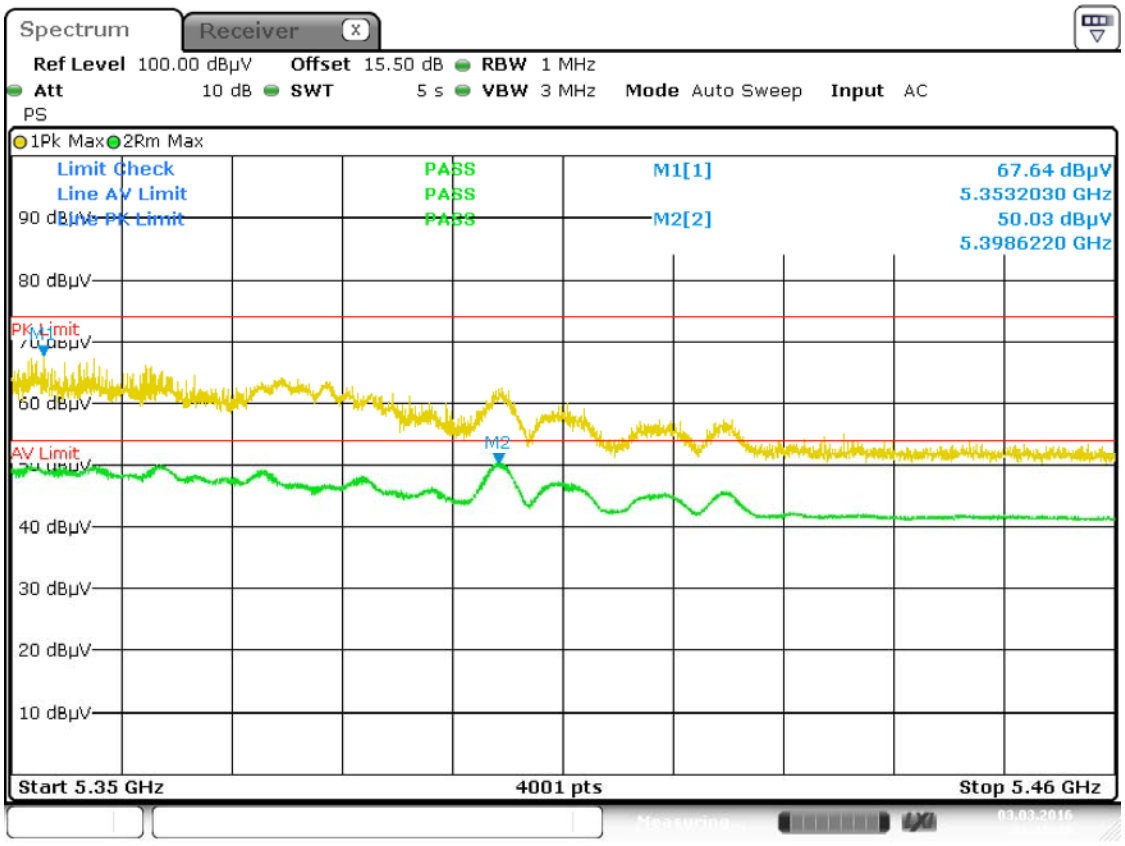

Date: 3.MAR.2016 21:15:38

Band III 11a CH100

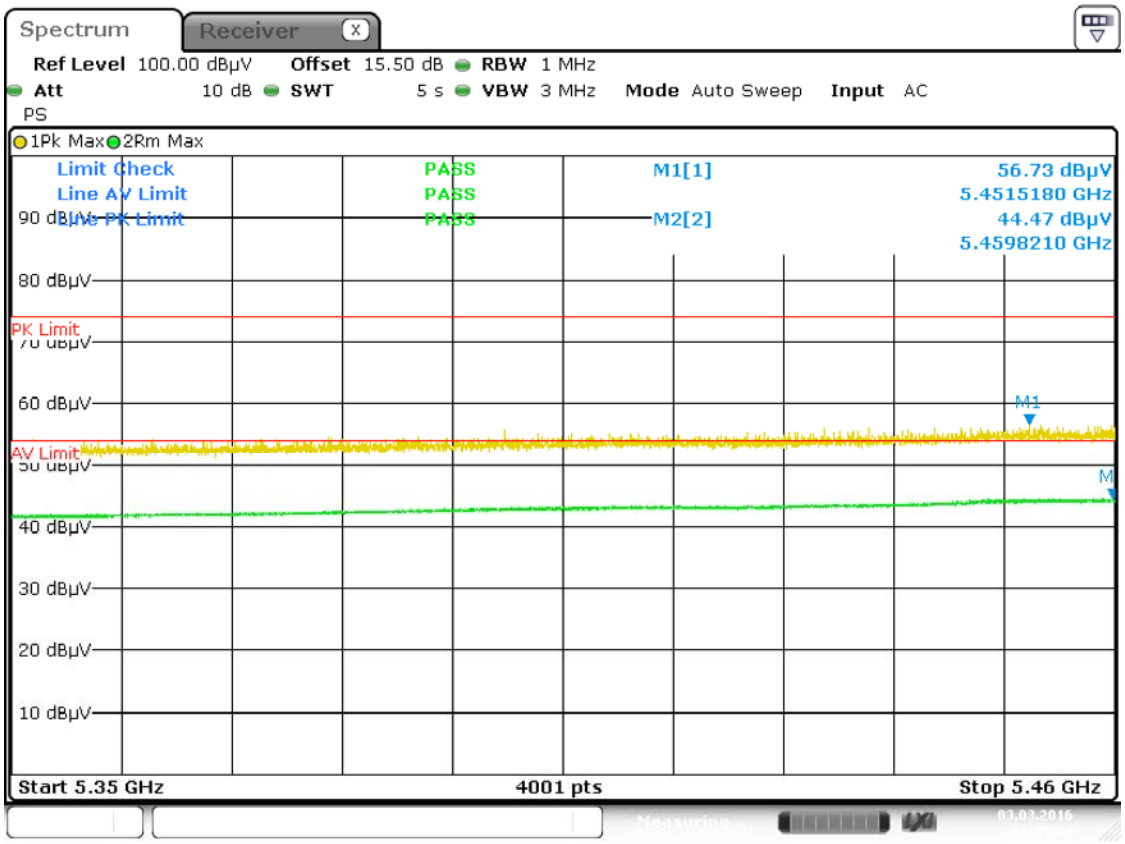

Date: 3.MAR.2016 21:31:04

Band III 11a CH140

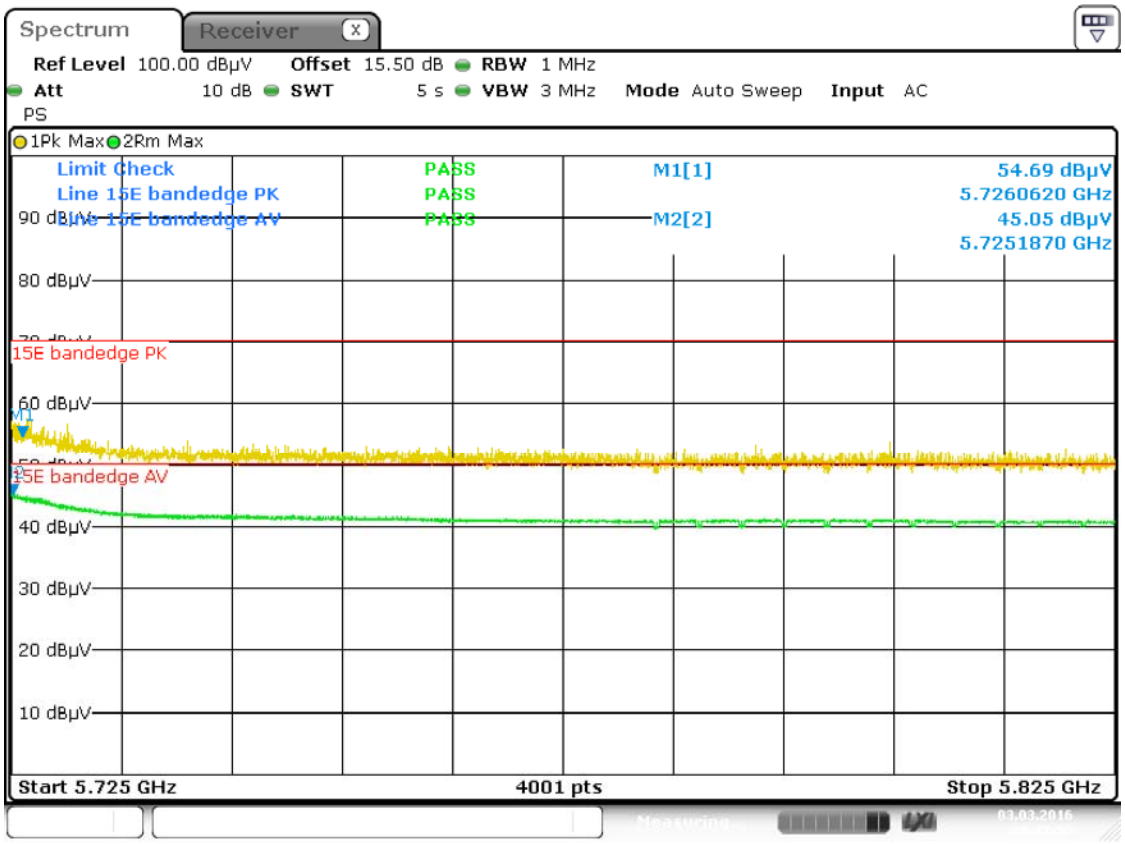

Date: 3.MAR.2016 20:37:56

Band III 11n(HT20) CH100

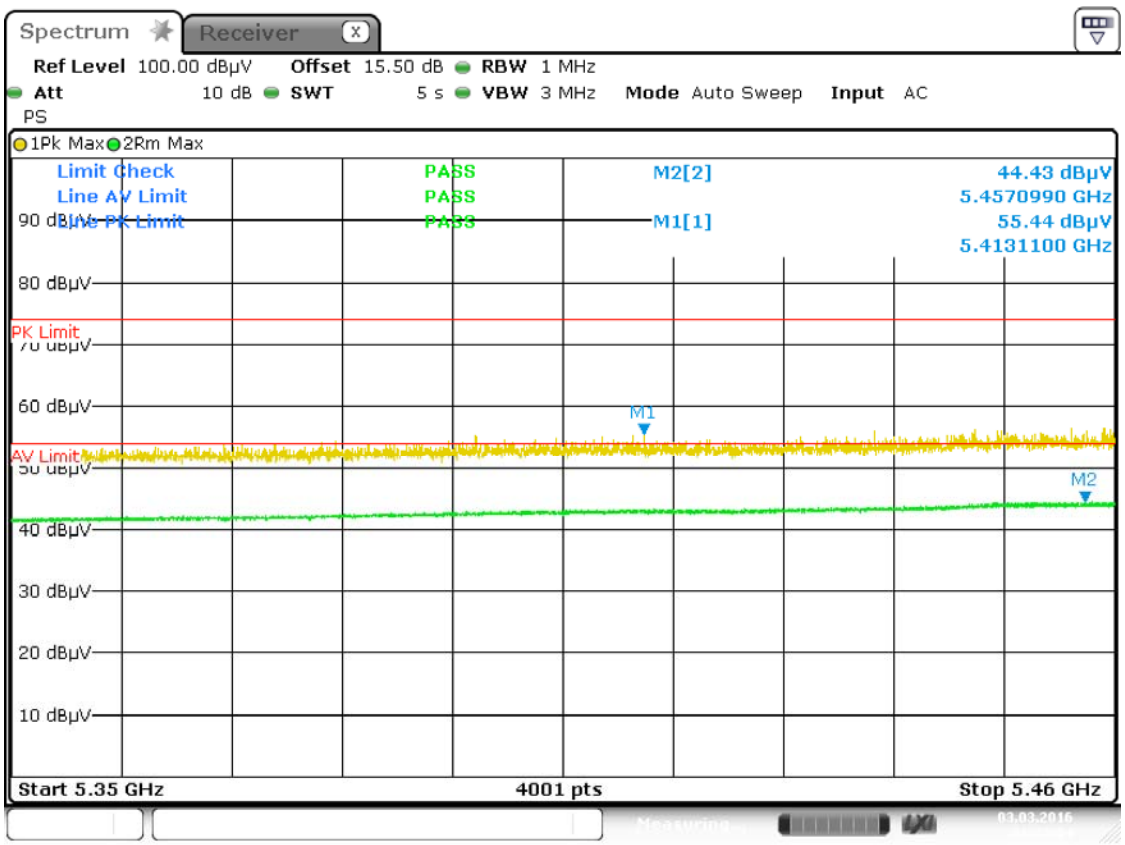

Date: 3.MAR.2016 21:32:04

Band III 11nHT40) CH102

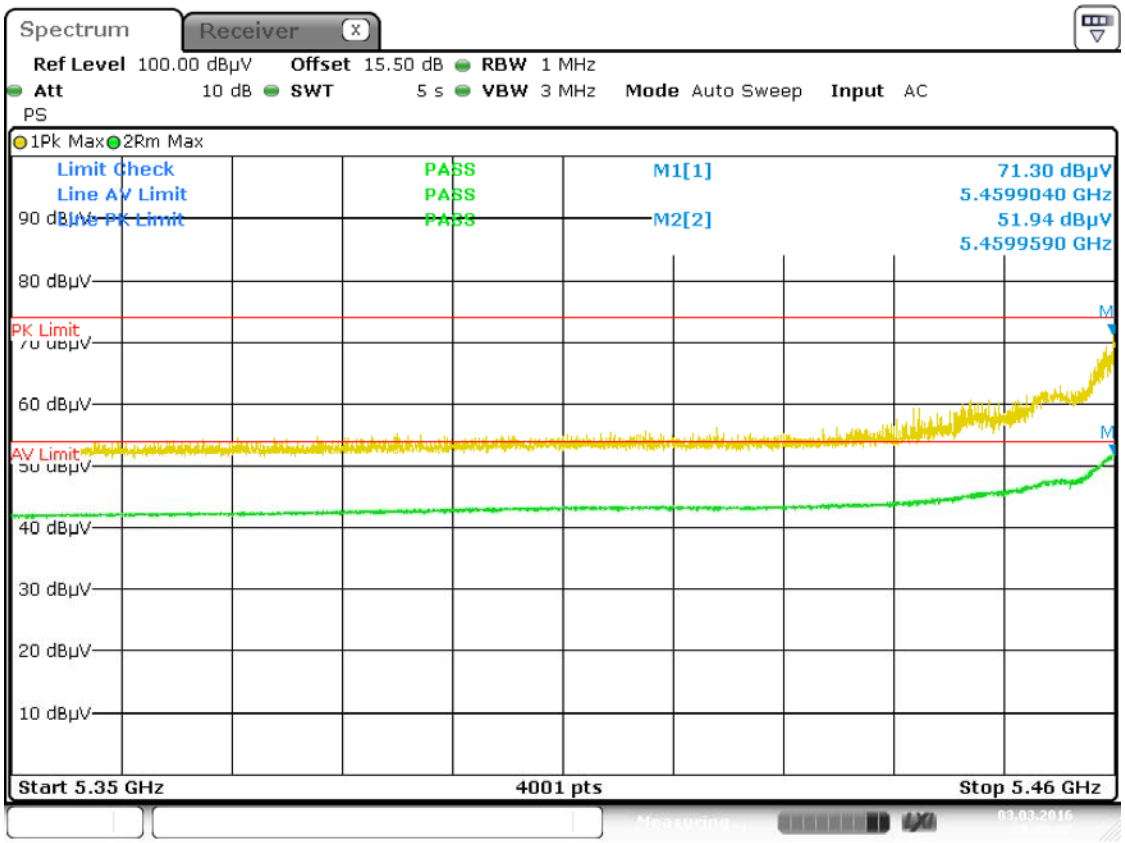

Date: 3.MAR.2016 20:59:57

Band III 11n(HT40) CH134

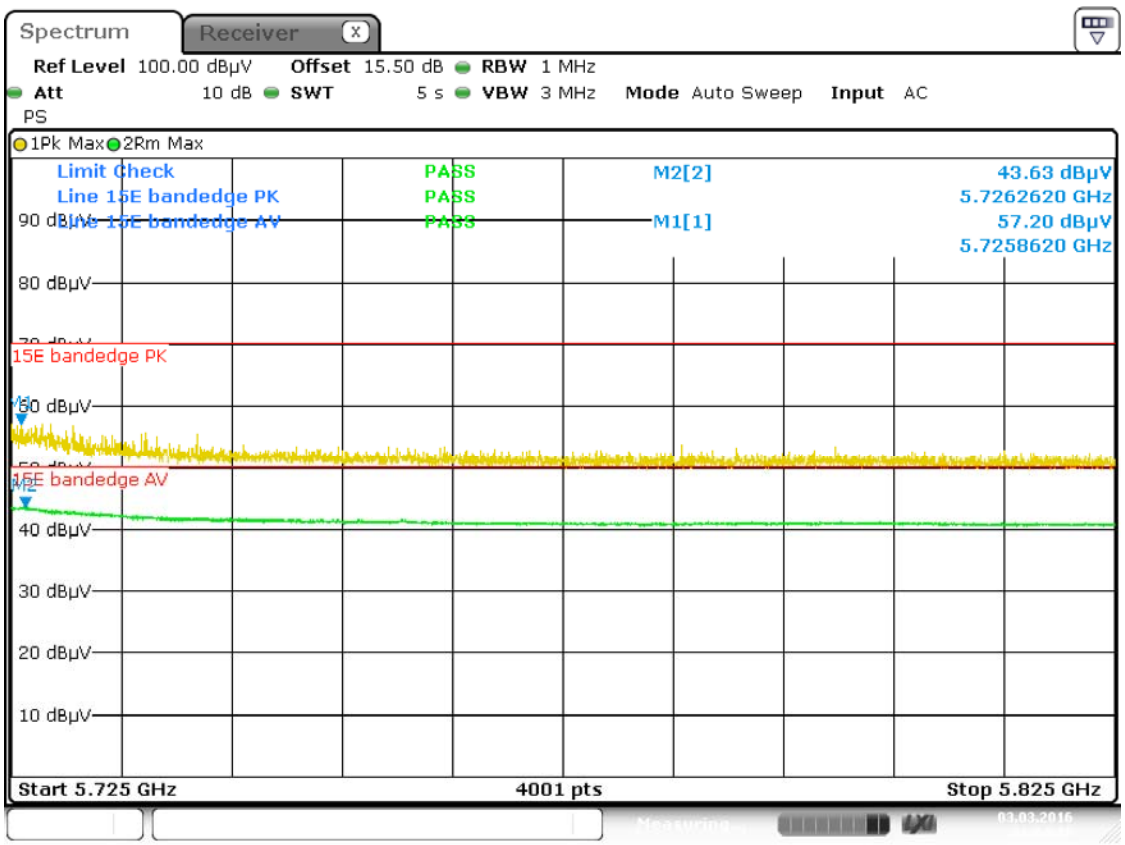

Date: 3.MAR.2016 21:04:16

Band III 11ac(HT20) CH100

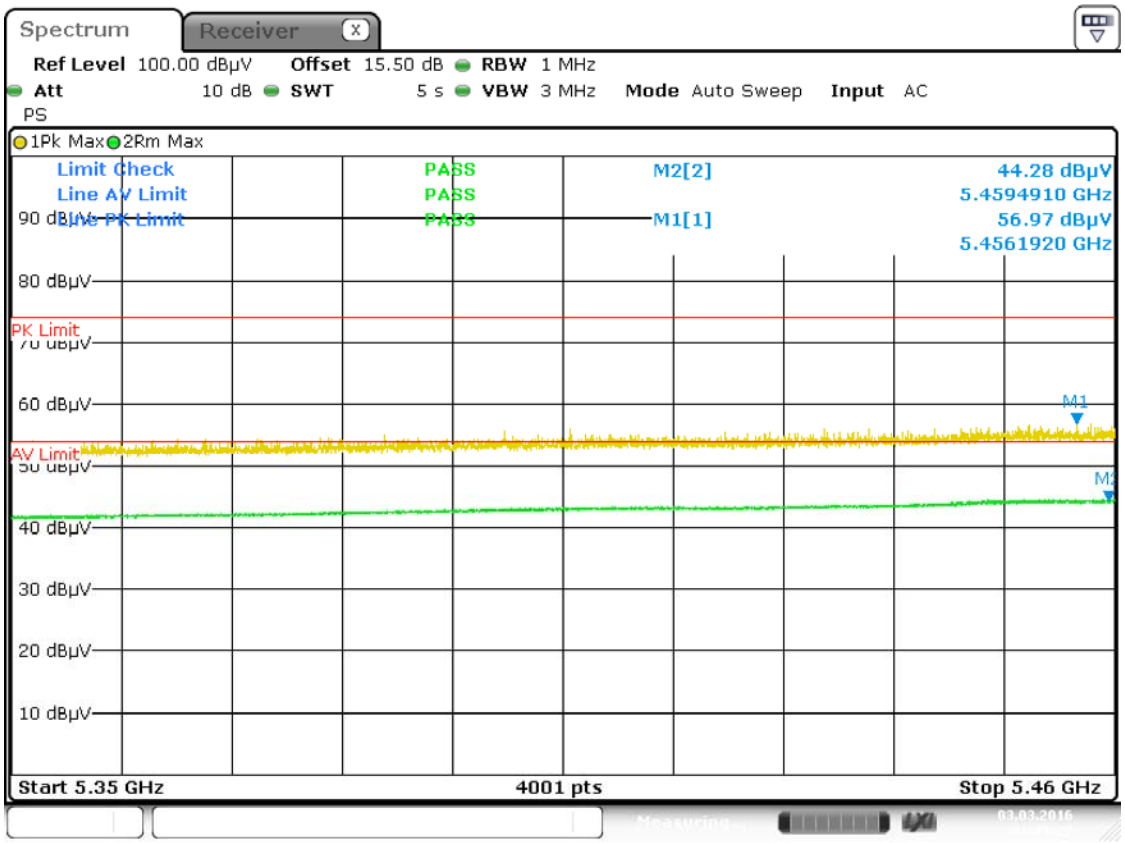

Date: 3.MAR.2016 21:31:27

Band III 11ac(HT20) CH140

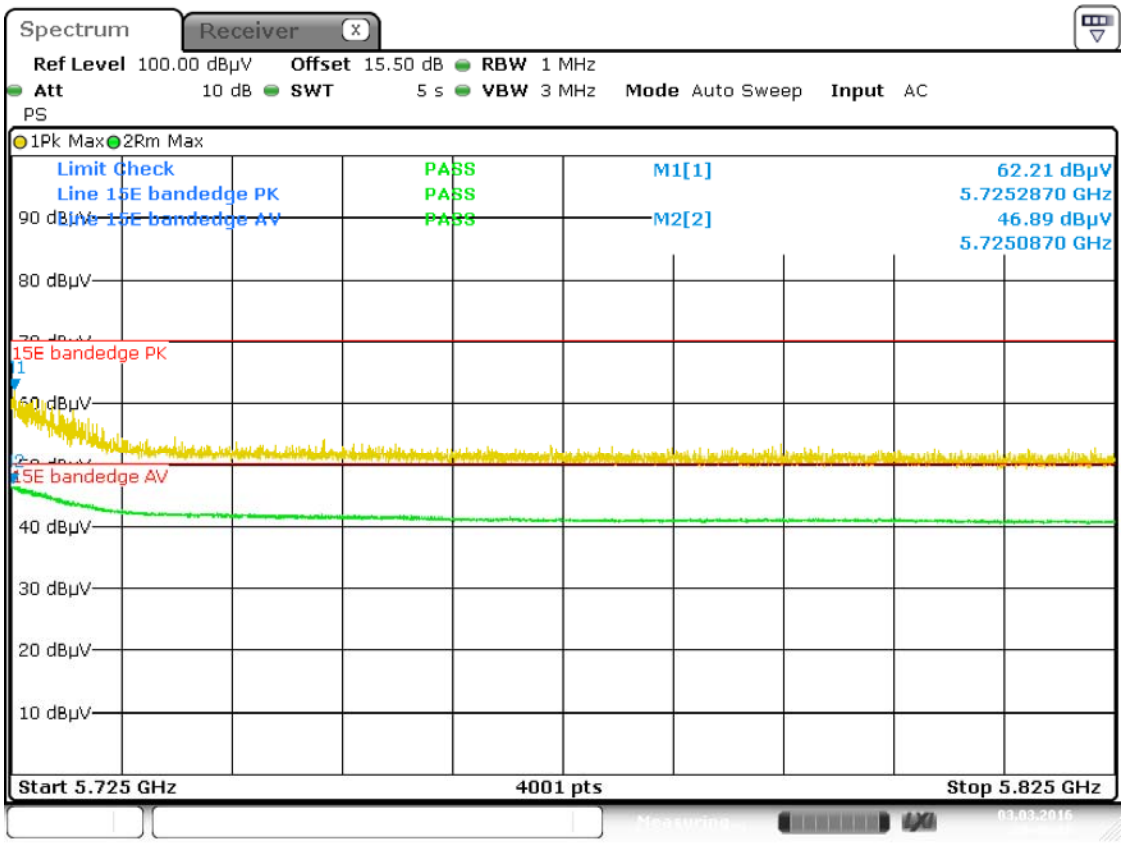

Date: 3.MAR.2016 20:40:16

Band III 11ac(HT40) CH102

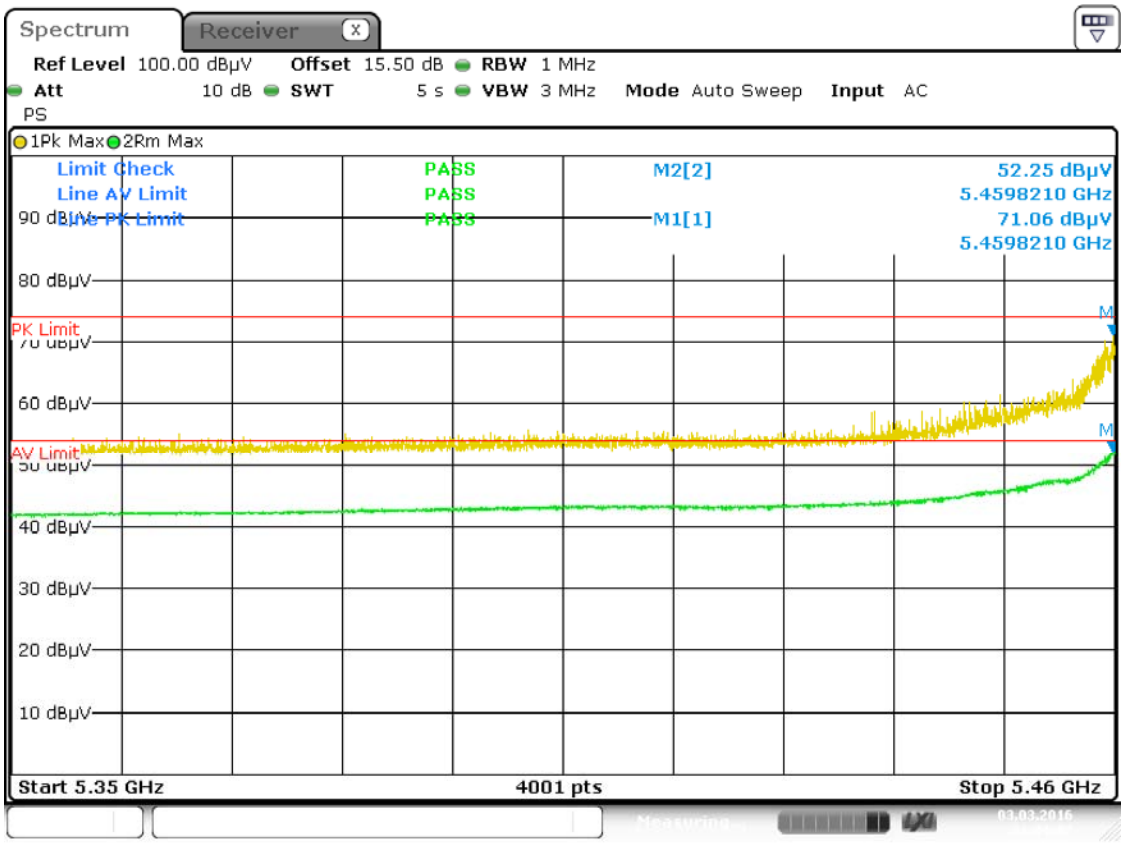

Date: 3.MAR.2016 21:01:07

Band III 11ac(HT40) CH134

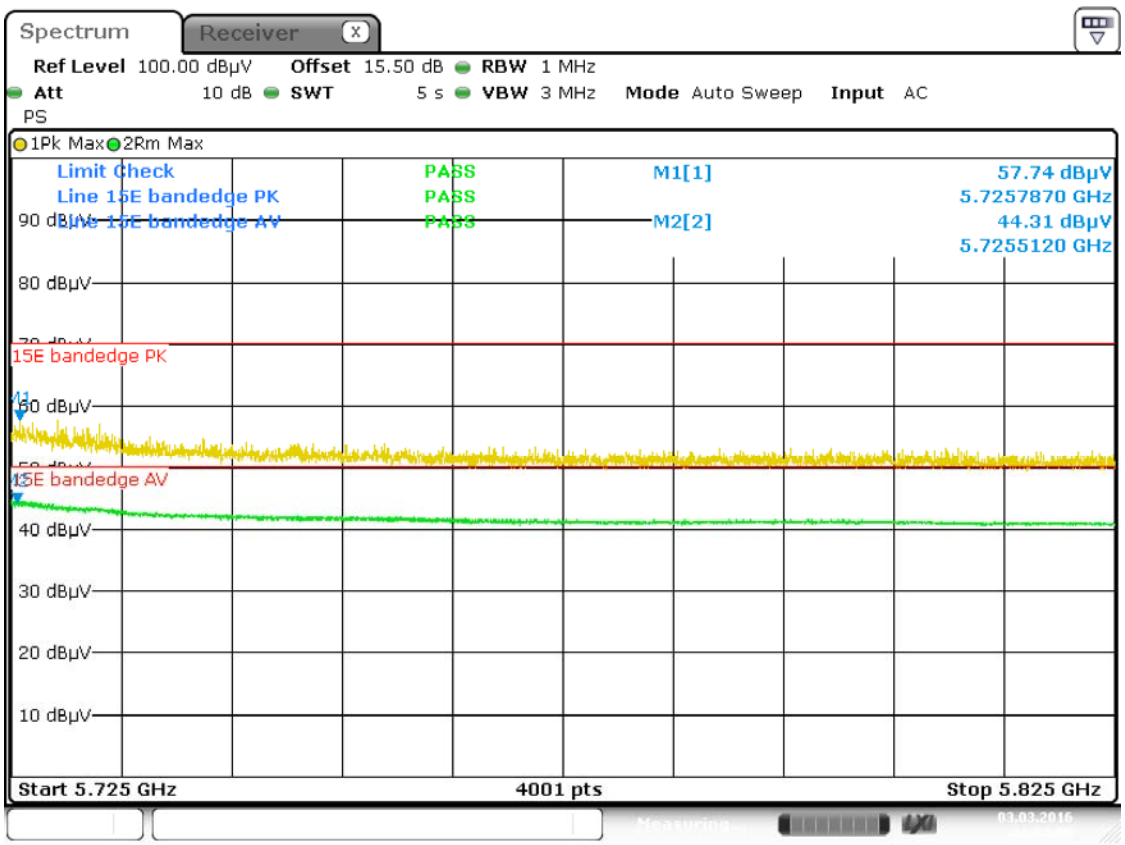

Date: 3.MAR.2016 21:03:05

Left Band III 11ac(HT80) CH106

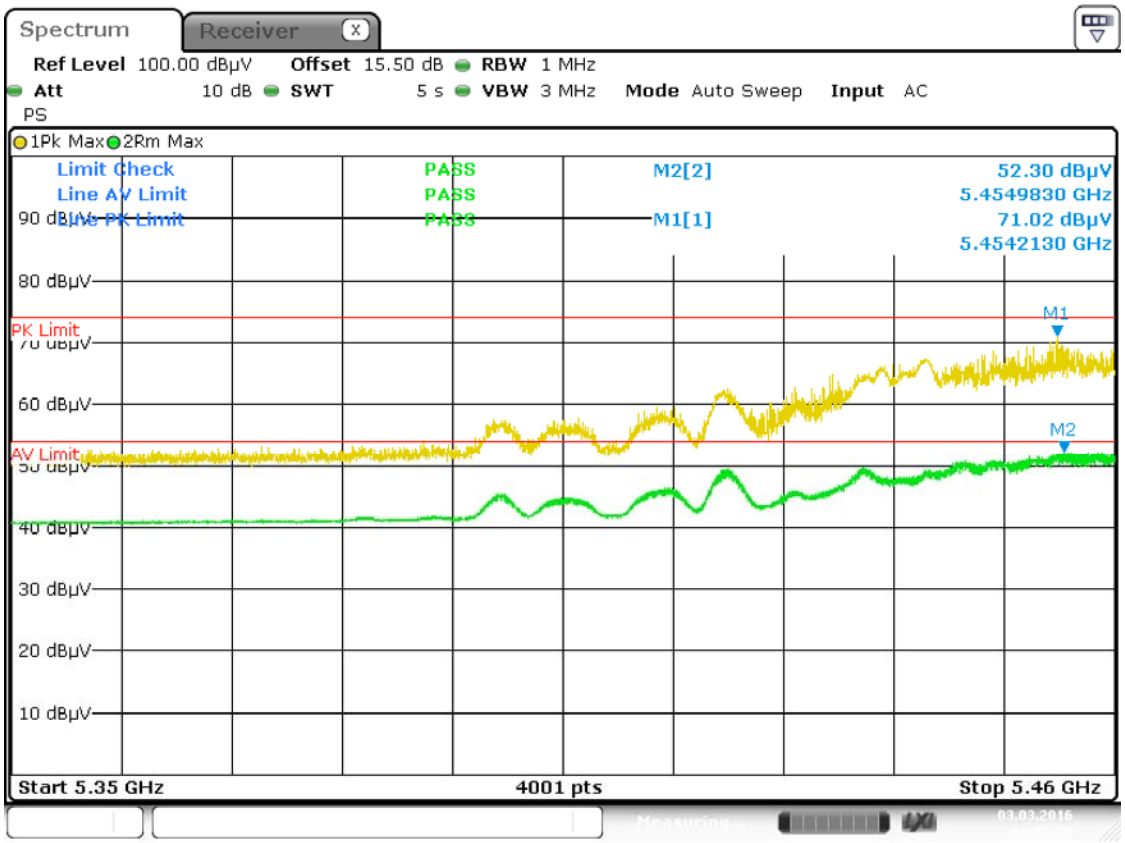

Date: 3.MAR.2016 21:17:51

Right Band III 11ac(HT80) CH106

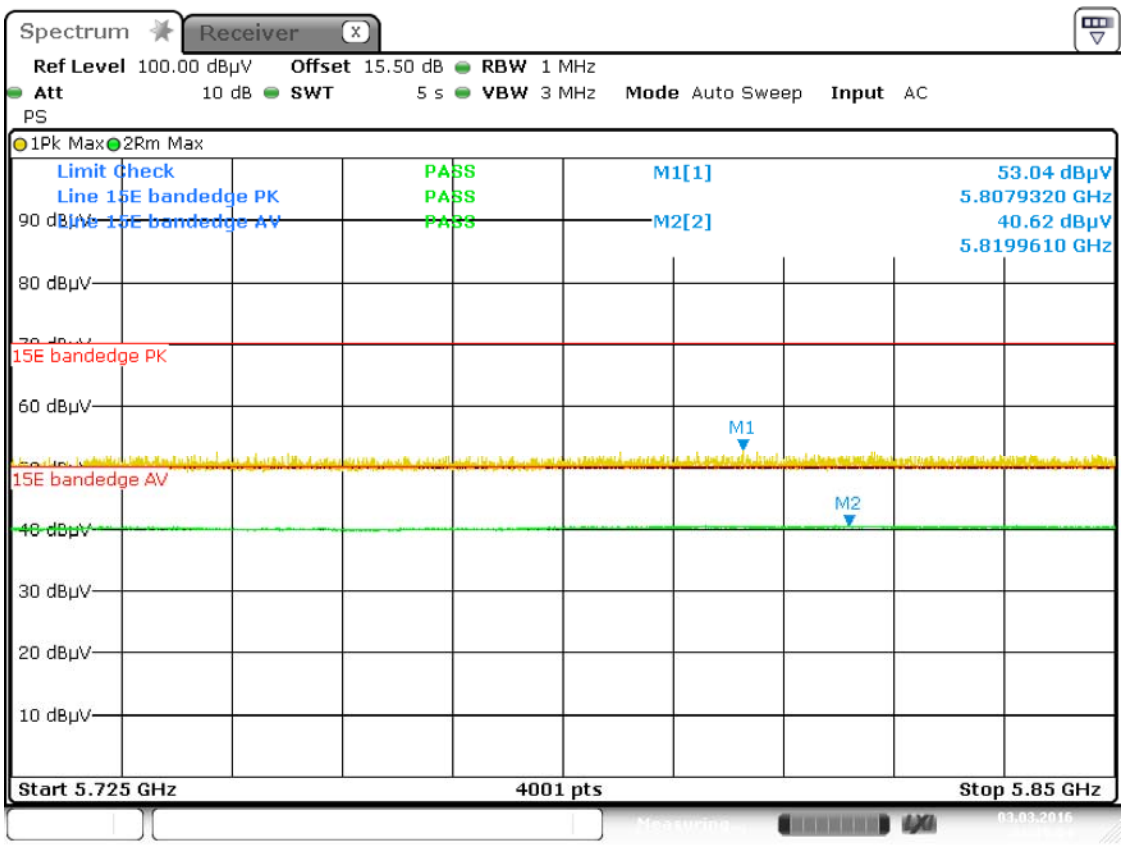

Date: 3.MAR.2016 21:19:04

Band IV 11a CH149

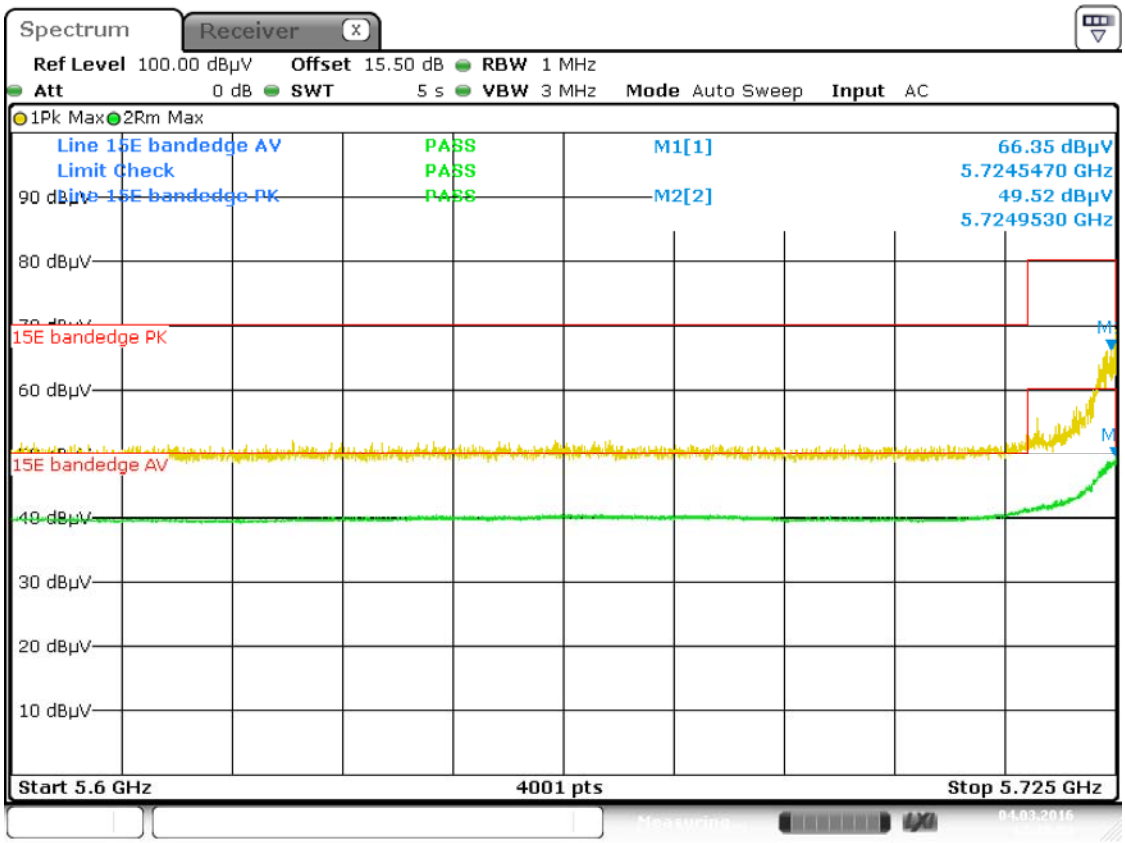

Date: 4.MAR.2016 17:18:53

Band IV 11a CH165

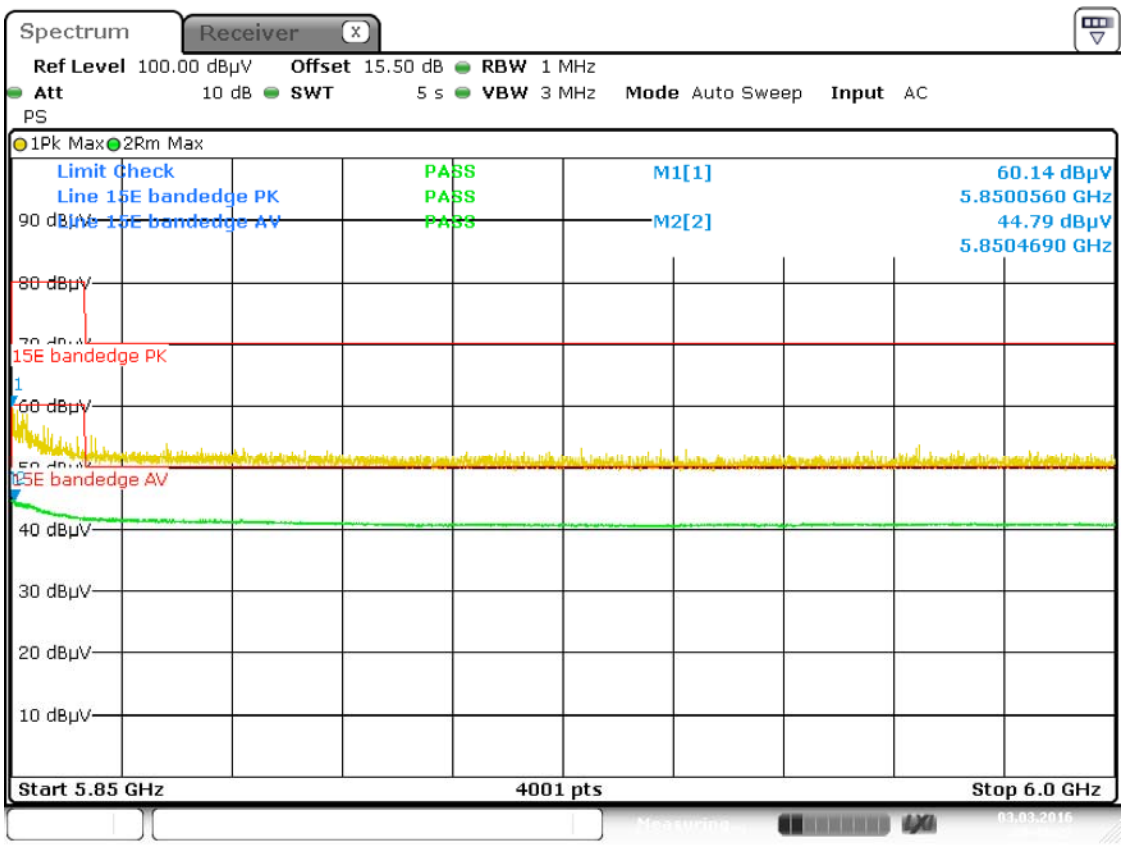

Date: 3.MAR.2016 20:43:22

Band IV 11n(HT20) CH149

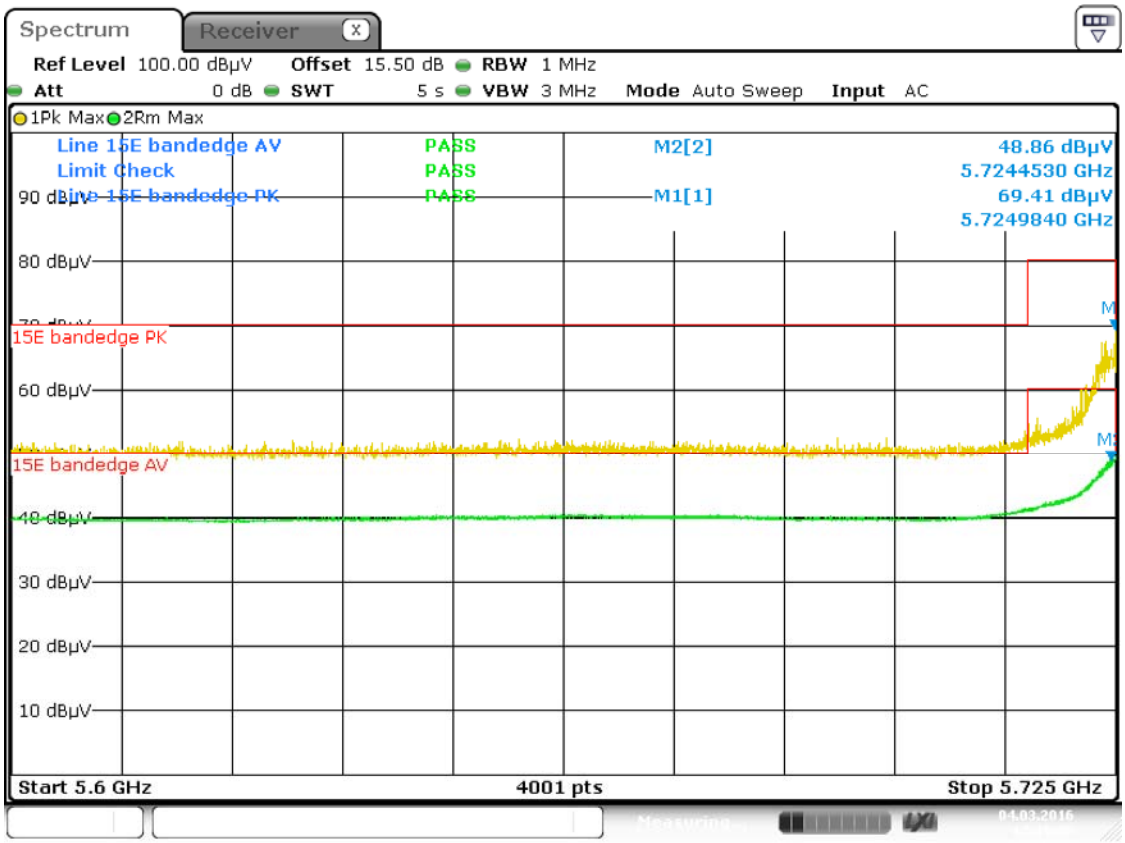

Date: 4.MAR.2016 17:19:26

Band IV 11n(HT20) CH165

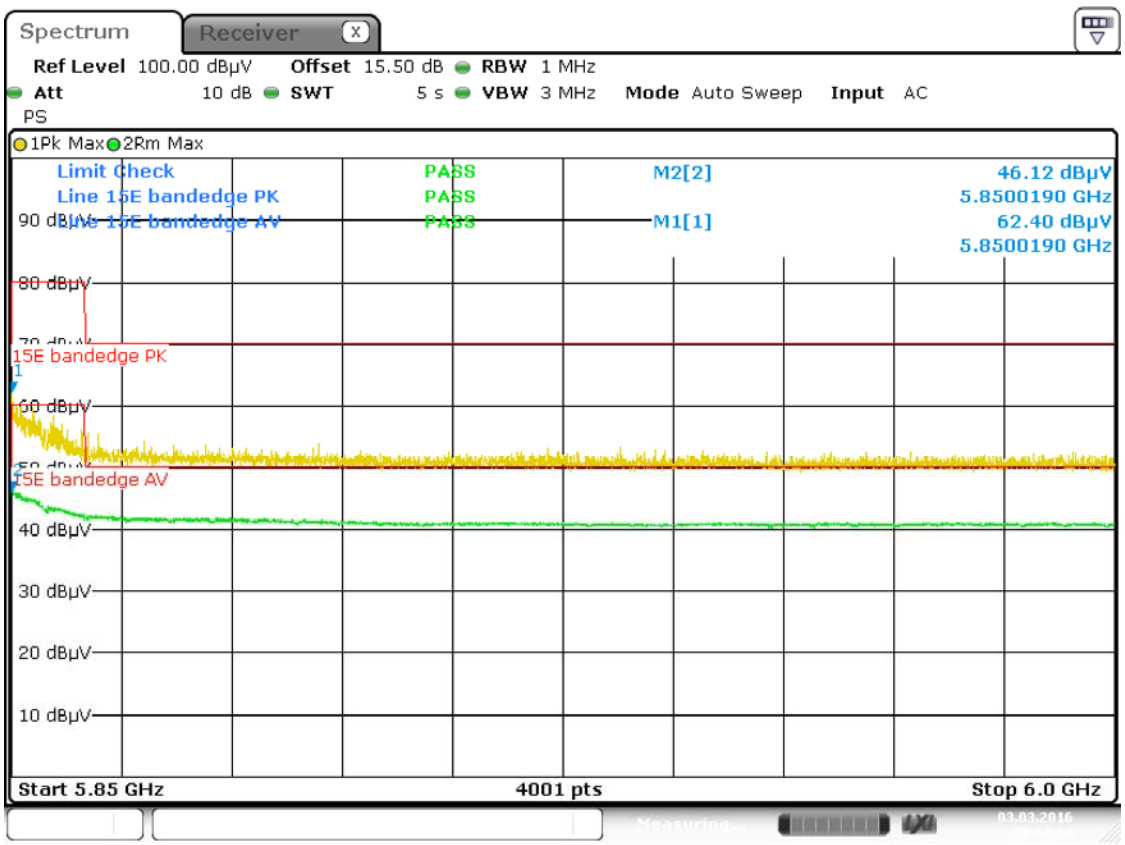

Date: 3.MAR.2016 20:44:24

Band IV 11nHT40) CH151

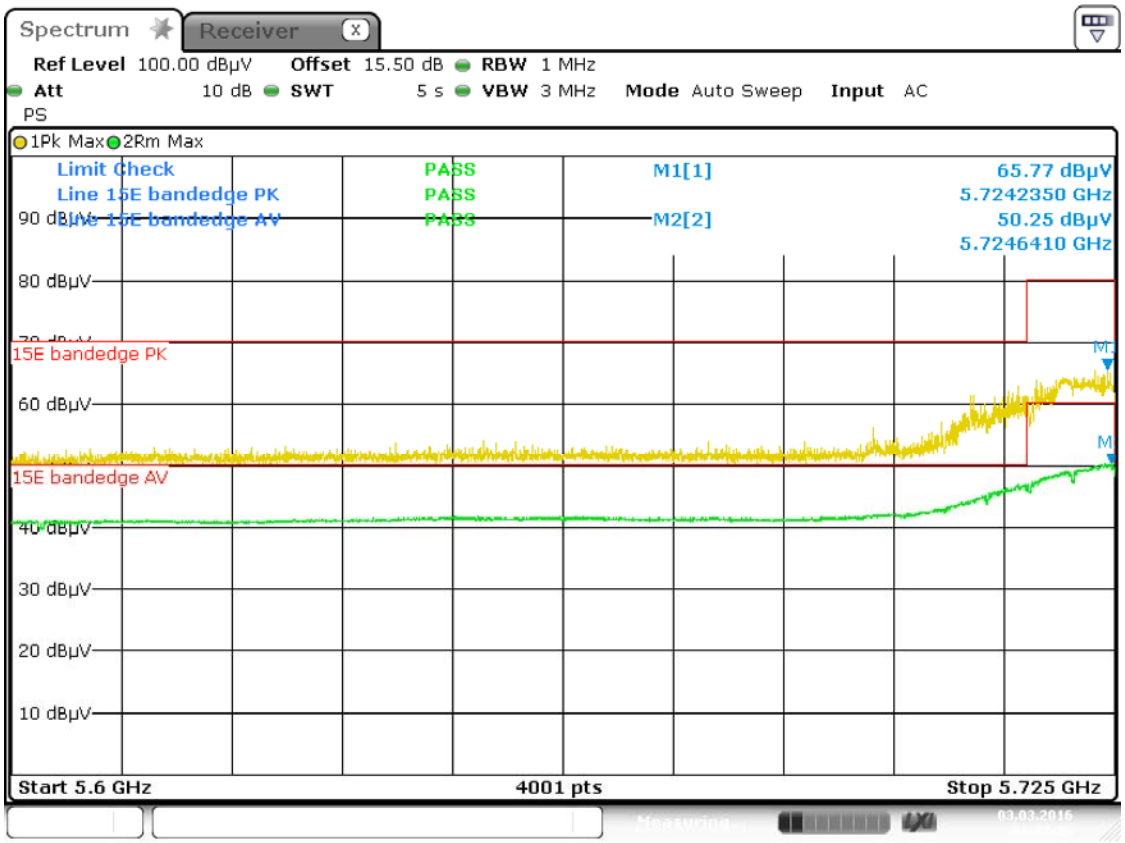

Date: 3.MAR.2016 21:07:25

Band IV 11n(HT40) CH159

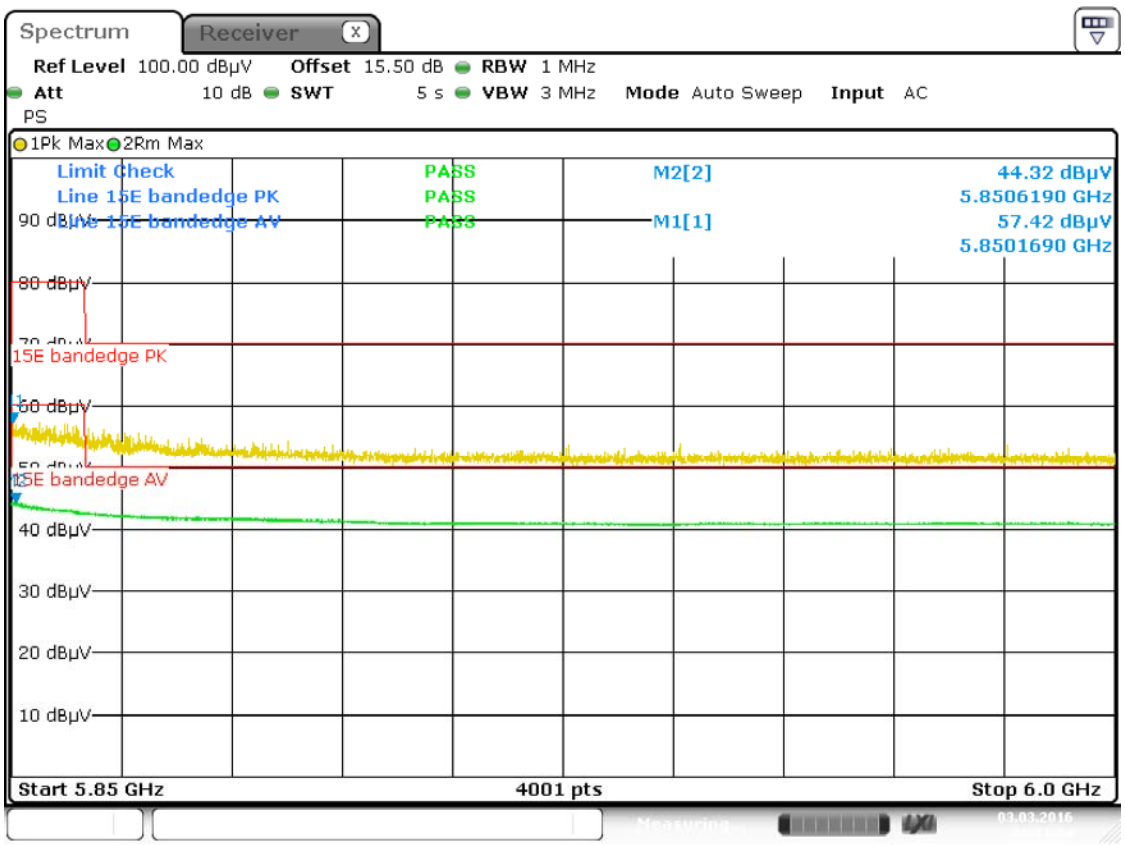

Date: 3.MAR.2016 21:11:34

Band IV 11ac(HT20) CH149

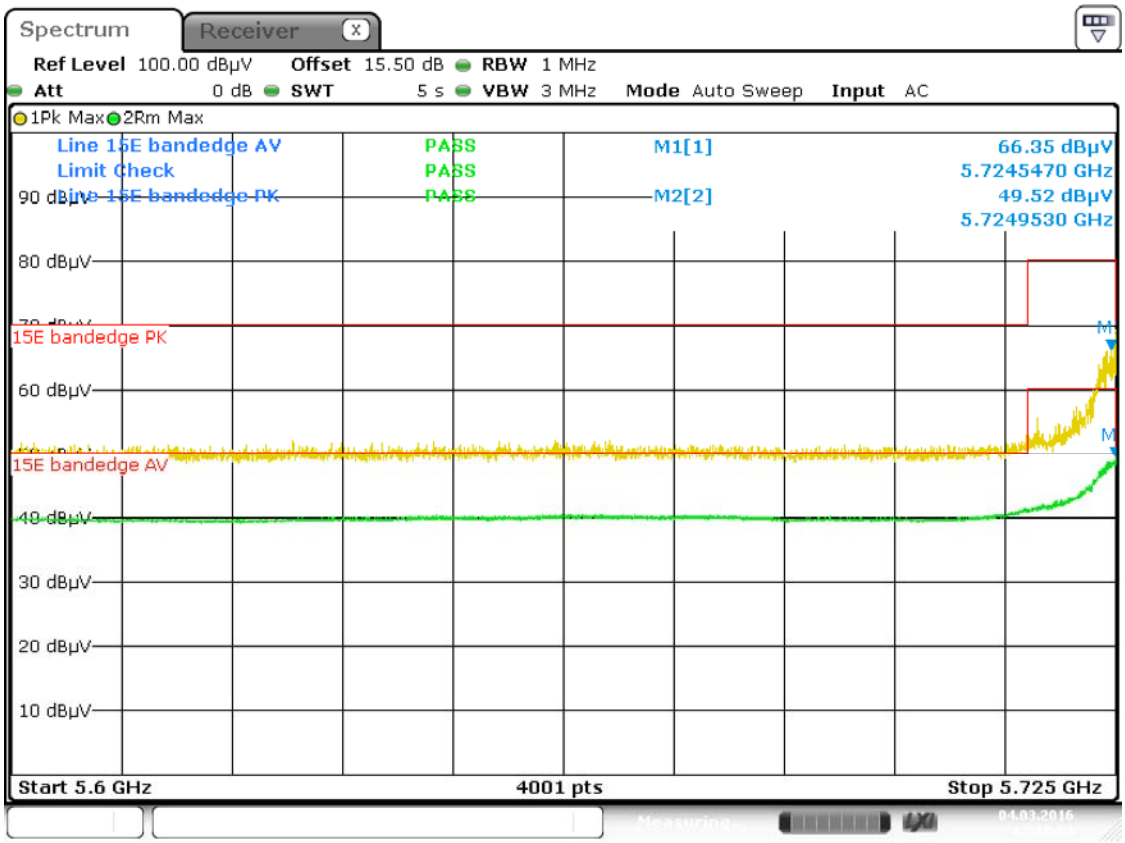

Date: 4.MAR.2016 17:18:53

Band IV 11ac(HT20) CH165

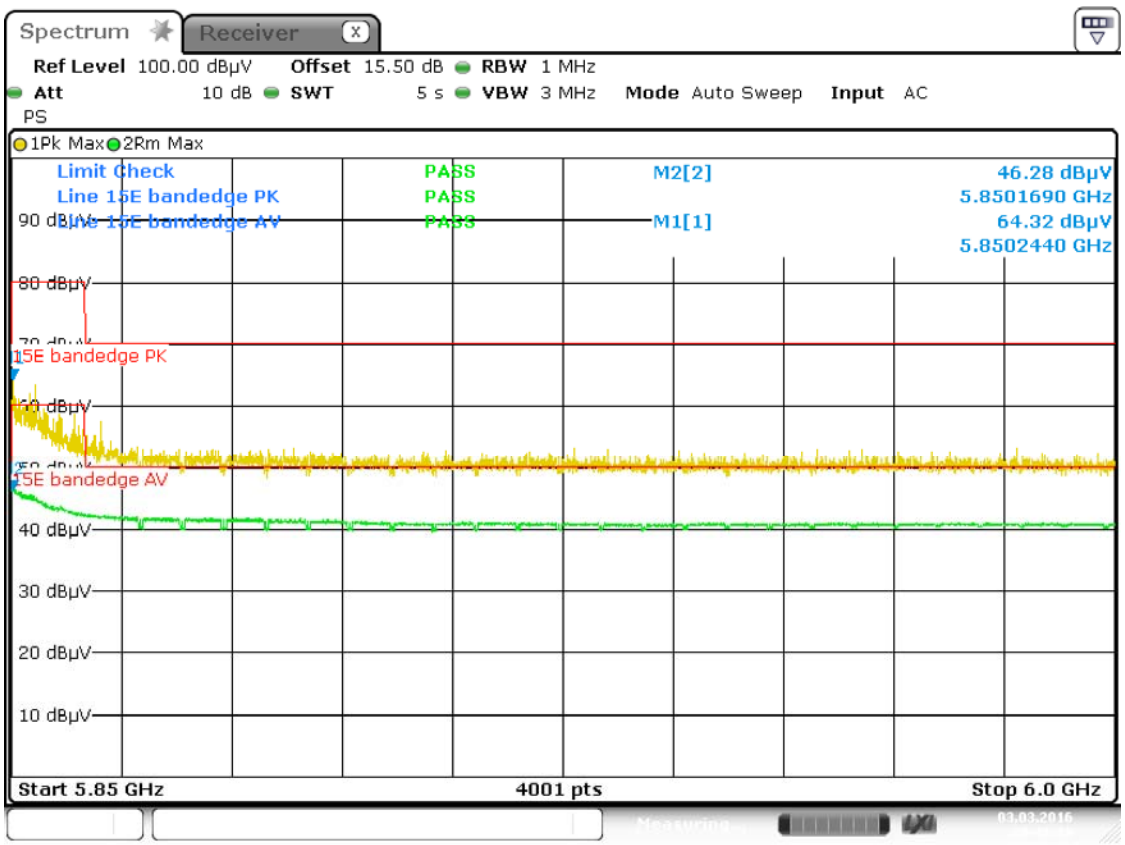

Date: 3.MAR.2016 20:42:19

Band IV 11ac(HT40) CH151

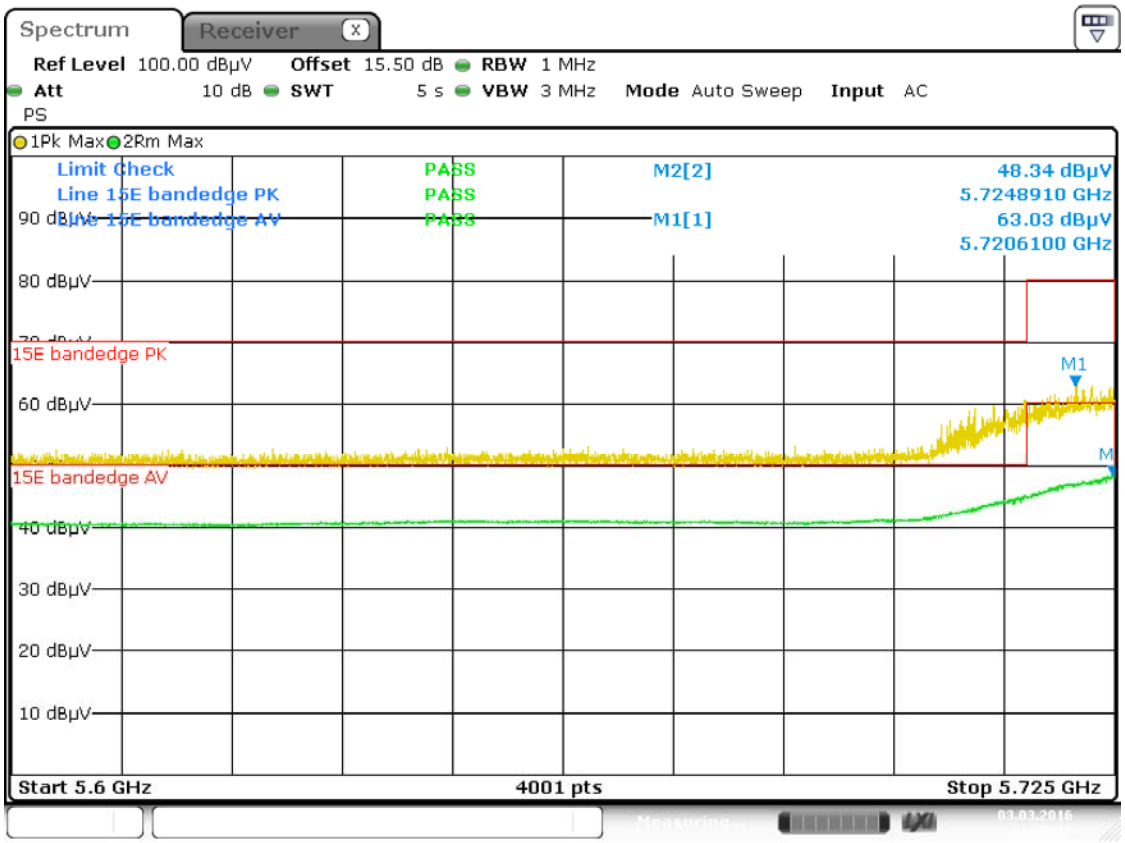

Date: 3.MAR.2016 21:09:16

Band IV 11ac(HT40) CH159

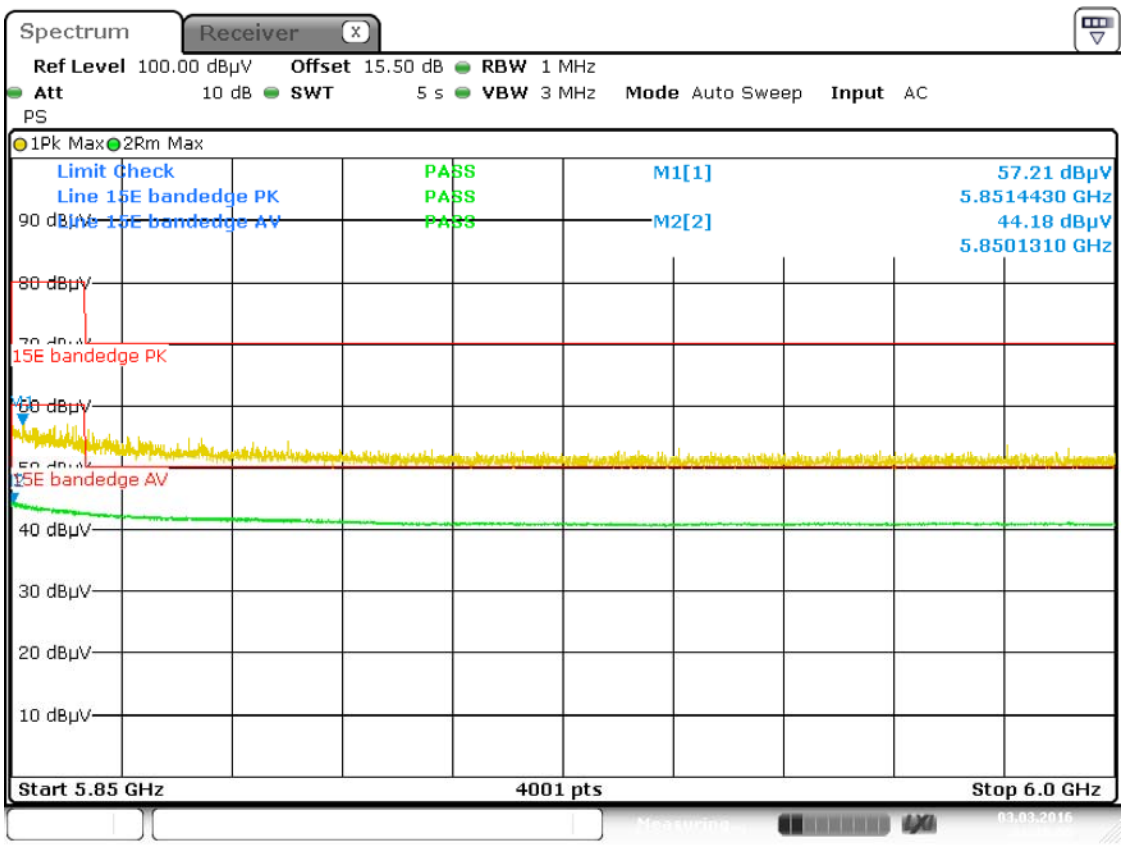

Date: 3.MAR.2016 21:10:55

Left Band IV11ac(HT80) CH155

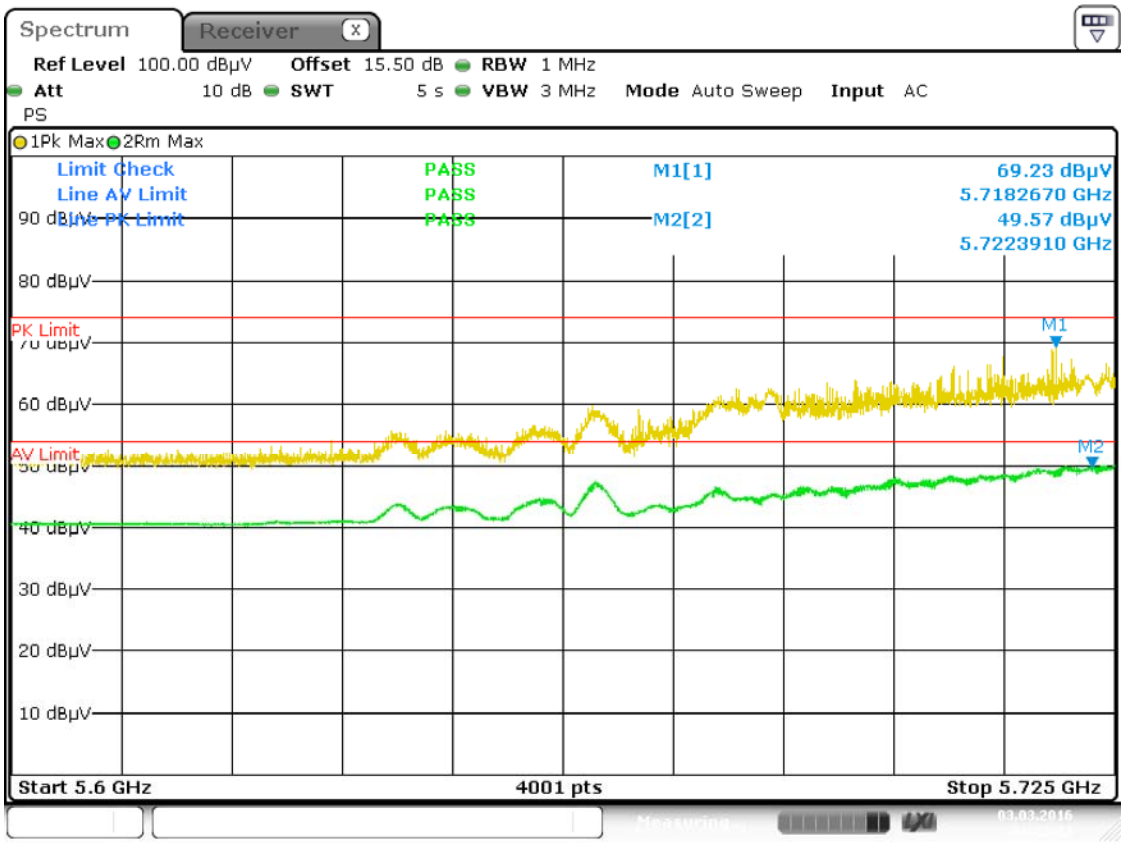

Date: 3.MAR.2016 21:22:21

Right Band IV11ac(HT80) CH155

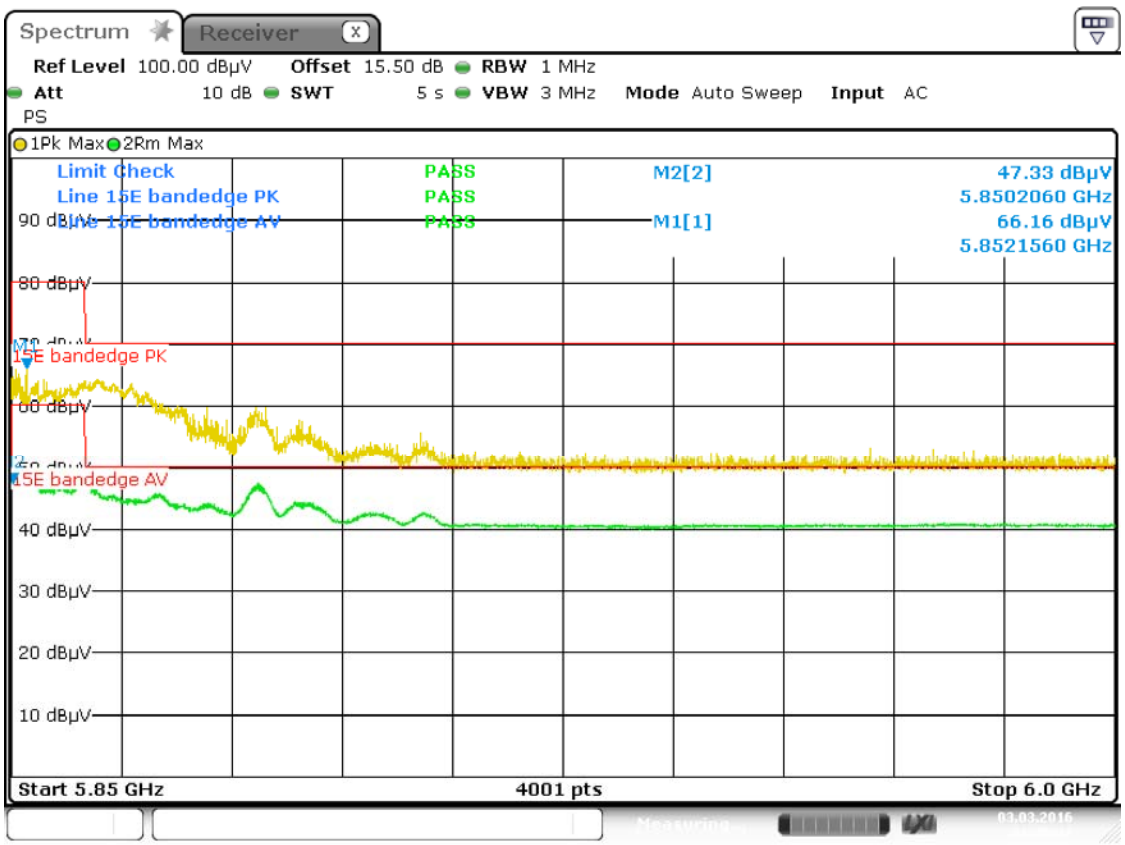

Date: 3.MAR.2016 21:20:33

A.8 Frequency Stability

Measurement Data (the worst channel)

ANT 0

Band I:

Voltage vs. Frequency Stability (11a CH44)

Test Conditions		Test Frequency (MHz)	Measurement Frequency (MHz)	Max. Deviation (ppm)
Temperature (°C)	Voltage (VDC)			
20	2.97	5220	5220.041272	7.91
	3.3	5220	5220.009198	1.76
	3.63	5220	5220.001689	0.32

Temperature vs. Frequency Stability (11a CH44)

Test Conditions		Test Frequency (MHz)	Measurement Frequency (MHz)	Max. Deviation (ppm)
Voltage (VDC)	Temperature (°C)			
3.3	-10	5220	5220.028893	5.54
	0	5220	5220.016001	3.07
	10	5220	5220.011265	2.16
	20	5220	5220.011806	2.26
	30	5220	5220.014943	2.86
	35	5220	5220.010387	1.99
	40	5220	5220.031818	6.10

Voltage vs. Frequency Stability (11n (HT20) CH44)

Test Conditions		Test Frequency (MHz)	Measurement Frequency (MHz)	Max. Deviation (ppm)
Temperature (°C)	Voltage (VDC)			
20	2.97	5220	5220.013888	2.66
	3.3	5220	5220.007169	1.37
	3.63	5220	5220.003286	0.63

Temperature vs. Frequency Stability (11n(HT20) CH44)

Test Conditions		Test Frequency (MHz)	Measurement Frequency (MHz)	Max. Deviation (ppm)
Voltage (VDC)	Temperature (°C)			
3.3	-10	5220	5220.022171	4.25
	0	5220	5220.038531	7.38
	10	5220	5220.018033	3.45
	20	5220	5220.047089	9.02
	30	5220	5220.003012	0.58
	35	5220	5220.034613	6.63
	40	5220	5220.027154	5.20

Voltage vs. Frequency Stability (11n(HT40) CH38)

Test Conditions		Test Frequency (MHz)	Measurement Frequency (MHz)	Max. Deviation (ppm)
Temperature (°C)	Voltage (VDC)			
20	2.97	5190	5190.042909	8.27
	3.3	5190	5190.033843	6.52
	3.63	5190	5190.005008	0.96

Temperature vs. Frequency Stability (11n(HT40) CH38)

Test Conditions		Test Frequency (MHz)	Measurement Frequency (MHz)	Max. Deviation (ppm)
Voltage (VDC)	Temperature (°C)			
3.3	-10	5190	5190.026422	5.09
	0	5190	5190.044685	8.61
	10	5190	5190.007861	1.51
	20	5190	5190.022503	4.34
	30	5190	5190.036614	7.05
	35	5190	5190.030893	5.95
	40	5190	5190.029305	5.65

Voltage vs. Frequency Stability (11ac(HT20) CH44)

Test Conditions		Test Frequency (MHz)	Measurement Frequency (MHz)	Max. Deviation (ppm)
Temperature (°C)	Voltage (VDC)			
20	2.97	5220	5220.014345	2.75
	3.3	5220	5220.029526	5.66
	3.63	5220	5220.042078	8.06

Temperature vs. Frequency Stability (11ac(HT20) CH44)

Test Conditions		Test Frequency (MHz)	Measurement Frequency (MHz)	Max. Deviation (ppm)
Voltage (VDC)	Temperature (°C)			
3.3	-10	5220	5220.017566	3.37
	0	5220	5220.013453	2.58
	10	5220	5220.003625	0.69
	20	5220	5220.037012	7.09
	30	5220	5220.038673	7.41
	35	5220	5220.022287	4.27
	40	5220	5220.000722	0.14

Voltage vs. Frequency Stability (11n(HT40) CH38)

Test Conditions		Test Frequency (MHz)	Measurement Frequency (MHz)	Max. Deviation (ppm)
Temperature (°C)	Voltage (VDC)			
20	2.97	5190	5190.002604	0.50
	3.3	5190	5190.004738	0.91
	3.63	5190	5190.005722	1.10

Temperature vs. Frequency Stability (11n(HT40) CH38)

Test Conditions		Test Frequency (MHz)	Measurement Frequency (MHz)	Max. Deviation (ppm)
Voltage (VDC)	Temperature (°C)			
3.3	-10	5190	5190.031268	6.02
	0	5190	5190.018291	3.52
	10	5190	5190.027102	5.22
	20	5190	5190.032264	6.22
	30	5190	5190.000084	0.02
	35	5190	5190.025785	4.97
	40	5190	5190.00666	1.28

Voltage vs. Frequency Stability (11ac(HT80) CH42)

Test Conditions		Test Frequency (MHz)	Measurement Frequency (MHz)	Max. Deviation (ppm)
Temperature (°C)	Voltage (VDC)			
20	2.97	5210	5210.01027	1.97
	3.3	5210	5210.003701	0.71
	3.63	5210	5210.021041	4.04

Temperature vs. Frequency Stability (11ac(HT80) CH42)

Test Conditions		Test Frequency (MHz)	Measurement Frequency (MHz)	Max. Deviation (ppm)
Voltage (VDC)	Temperature (°C)			
3.3	-10	5210	5210.039225	7.53
	0	5210	5210.042379	8.13
	10	5210	5210.028105	5.39
	20	5210	5210.021907	4.20
	30	5210	5210.032739	6.28
	35	5210	5210.046537	8.93
	40	5210	5210.000241	0.05

Band II:

Voltage vs. Frequency Stability (11a CH60)

Test Conditions		Test Frequency (MHz)	Measurement Frequency (MHz)	Max. Deviation (ppm)
Temperature (°C)	Voltage (VDC)			
20	2.97	5280	5280.005806	1.10
	3.3	5280	5280.015287	2.90
	3.63	5280	5280.021937	4.15

Temperature vs. Frequency Stability (11a CH60)

Test Conditions		Test Frequency (MHz)	Measurement Frequency (MHz)	Max. Deviation (ppm)
Voltage (VDC)	Temperature (°C)			
3.3	-10	5280	5280.014727	2.79
	0	5280	5280.005896	1.12
	10	5280	5280.017058	3.23
	20	5280	5280.048884	9.26
	30	5280	5280.006074	1.15
	35	5280	5280.011309	2.14
	40	5280	5280.047148	8.93

Voltage vs. Frequency Stability (11n(HT20) CH60)

Test Conditions		Test Frequency (MHz)	Measurement Frequency (MHz)	Max. Deviation (ppm)
Temperature (°C)	Voltage (VDC)			
20	2.97	5280	5280.009755	1.85
	3.3	5280	5280.017267	3.27
	3.63	5280	5280.047493	8.99

Temperature vs. Frequency Stability (11n(HT20) CH60)

Test Conditions		Test Frequency (MHz)	Measurement Frequency (MHz)	Max. Deviation (ppm)
Voltage (VDC)	Temperature (°C)			
3.3	-10	5280	5280.005362	1.02
	0	5280	5280.023801	4.51
	10	5280	5280.020105	3.81
	20	5280	5280.020082	3.80
	30	5280	5280.02903	5.50
	35	5280	5280.001365	0.26
	40	5280	5280.042474	8.04

Voltage vs. Frequency Stability (11n(HT40) CH54)

Test Conditions		Test Frequency (MHz)	Measurement Frequency (MHz)	Max. Deviation (ppm)
Temperature (°C)	Voltage (VDC)			
20	2.97	5270	5270.002605	0.49
	3.3	5270	5270.030128	5.72
	3.63	5270	5270.021974	4.17

Temperature vs. Frequency Stability (11n(HT40) CH54)

Test Conditions		Test Frequency (MHz)	Measurement Frequency (MHz)	Max. Deviation (ppm)
Voltage (VDC)	Temperature (°C)			
3.3	-10	5270	5270.001851	0.35
	0	5270	5270.030544	5.80
	10	5270	5270.017179	3.26
	20	5270	5270.017798	3.38
	30	5270	5270.01396	2.65
	35	5270	5270.00329	0.62
	40	5270	5270.00394	0.75

Voltage vs. Frequency Stability (11ac(HT20) CH60)

Test Conditions		Test Frequency (MHz)	Measurement Frequency (MHz)	Max. Deviation (ppm)
Temperature (°C)	Voltage (VDC)			
20	2.97	5280	5280.018998	3.60
	3.3	5280	5280.002781	0.53
	3.63	5280	5280.030963	5.86

Temperature vs. Frequency Stability (11ac(HT20) CH60)

Test Conditions		Test Frequency (MHz)	Measurement Frequency (MHz)	Max. Deviation (ppm)
Voltage (VDC)	Temperature (°C)			
3.3	-10	5280	5280.003925	0.74
	0	5280	5280.035167	6.66
	10	5280	5280.037737	7.15
	20	5280	5280.002814	0.53
	30	5280	5280.001882	0.36
	35	5280	5280.017832	3.38
	40	5280	5280.021238	4.02

Voltage vs. Frequency Stability (11ac(HT40) CH54)

Test Conditions		Test Frequency (MHz)	Measurement Frequency (MHz)	Max. Deviation (ppm)
Temperature (°C)	Voltage (VDC)			
20	2.97	5270	5270.008669	1.64
	3.3	5270	5270.044067	8.36
	3.63	5270	5270.003817	0.72

Temperature vs. Frequency Stability (11ac(HT40) CH54)

Test Conditions		Test Frequency (MHz)	Measurement Frequency (MHz)	Max. Deviation (ppm)
Voltage (VDC)	Temperature (°C)			
3.3	-10	5270	5270.034099	6.47
	0	5270	5270.026688	5.06
	10	5270	5270.004405	0.84
	20	5270	5270.020149	3.82
	30	5270	5270.029437	5.59
	35	5270	5270.000859	0.16
	40	5270	5270.039221	7.44

Voltage vs. Frequency Stability (11ac(HT80) CH58)

Test Conditions		Test Frequency (MHz)	Measurement Frequency (MHz)	Max. Deviation (ppm)
Temperature (°C)	Voltage (VDC)			
20	2.97	5290	5290.030372	5.74
	3.3	5290	5290.010039	1.90
	3.63	5290	5290.002282	0.43

Temperature vs. Frequency Stability (11n(HT80) CH58)

Test Conditions		Test Frequency (MHz)	Measurement Frequency (MHz)	Max. Deviation (ppm)
Voltage (VDC)	Temperature (°C)			
3.3	-10	5290	5290.002331	0.44
	0	5290	5290.012863	2.43
	10	5290	5290.031427	5.94
	20	5290	5290.001013	0.19
	30	5290	5290.029882	5.65
	35	5290	5290.002941	0.56
	40	5290	5290.03587	6.78

Band III:

Voltage vs. Frequency Stability (11a CH116)

Test Conditions		Test Frequency (MHz)	Measurement Frequency (MHz)	Max. Deviation (ppm)
Temperature (°C)	Voltage (VDC)			
20	2.97	5580	5580.014837	2.66
	3.3	5580	5580.021566	3.86
	3.63	5580	5580.031112	5.58

Temperature vs. Frequency Stability (11a CH116)

Test Conditions		Test Frequency (MHz)	Measurement Frequency (MHz)	Max. Deviation (ppm)
Voltage (VDC)	Temperature (°C)			
3.3	-10	5580	5580.041579	7.45
	0	5580	5580.033522	6.01
	10	5580	5580.000449	0.08
	20	5580	5580.047146	8.45
	30	5580	5580.018197	3.26
	35	5580	5580.003482	0.62
	40	5580	5580.024206	4.34

Voltage vs. Frequency Stability (11n(HT20) CH116)

Test Conditions		Test Frequency (MHz)	Measurement Frequency (MHz)	Max. Deviation (ppm)
Temperature (°C)	Voltage (VDC)			
20	2.97	5580	5580.016989	3.04
	3.3	5580	5580.008023	1.44
	3.63	5580	5580.035373	6.34

Temperature vs. Frequency Stability (11n(HT20) CH116)

Test Conditions		Test Frequency (MHz)	Measurement Frequency (MHz)	Max. Deviation (ppm)
Voltage (VDC)	Temperature (°C)			
3.3	-10	5580	5580.018209	3.26
	0	5580	5580.007287	1.31
	10	5580	5580.008821	1.58
	20	5580	5580.020516	3.68
	30	5580	5580.004092	0.73
	35	5580	5580.027443	4.92
	40	5580	5580.032774	5.87

Voltage vs. Frequency Stability (11n(HT40) CH102)

Test Conditions		Test Frequency (MHz)	Measurement Frequency (MHz)	Max. Deviation (ppm)
Temperature (°C)	Voltage (VDC)			
20	2.97	5510	5510.019181	3.48
	3.3	5510	5510.045287	8.22
	3.63	5510	5510.000212	0.04

Temperature vs. Frequency Stability (11n(HT40) CH102)

Test Conditions		Test Frequency (MHz)	Measurement Frequency (MHz)	Max. Deviation (ppm)
Voltage (VDC)	Temperature (°C)			
3.3	-10	5510	5510.045876	8.33
	0	5510	5510.048412	8.79
	10	5510	5510.006394	1.16
	20	5510	5510.002269	0.41
	30	5510	5510.026212	4.76
	35	5510	5510.01534	2.78
	40	5510	5510.041342	7.50

Voltage vs. Frequency Stability (11ac(HT20) CH116)

Test Conditions		Test Frequency (MHz)	Measurement Frequency (MHz)	Max. Deviation (ppm)
Temperature (°C)	Voltage (VDC)			
20	2.97	5580	5580.004924	0.88
	3.3	5580	5580.009181	1.65
	3.63	5580	5580.020165	3.61

Temperature vs. Frequency Stability (11ac(HT20) CH116)

Test Conditions		Test Frequency (MHz)	Measurement Frequency (MHz)	Max. Deviation (ppm)
Voltage (VDC)	Temperature (°C)			
3.3	-10	5580	5580.029213	5.24
	0	5580	5580.048254	8.65
	10	5580	5580.013482	2.42
	20	5580	5580.024525	4.40
	30	5580	5580.004872	0.87
	35	5580	5580.029005	5.20
	40	5580	5580.031889	5.71

Voltage vs. Frequency Stability (11ac(HT40) CH102)

Test Conditions		Test Frequency (MHz)	Measurement Frequency (MHz)	Max. Deviation (ppm)
Temperature (°C)	Voltage (VDC)			
20	2.97	5510	5510.015288	2.77
	3.3	5510	5510.02465	4.47
	3.63	5510	5510.025348	4.60

Temperature vs. Frequency Stability (11ac(HT40) CH102)

Test Conditions		Test Frequency (MHz)	Measurement Frequency (MHz)	Max. Deviation (ppm)
Voltage (VDC)	Temperature (°C)			
3.3	-10	5510	5510.004482	0.81
	0	5510	5510.046393	8.42
	10	5510	5510.032007	5.81
	20	5510	5510.047218	8.57
	30	5510	5510.00556	1.01
	35	5510	5510.027661	5.02
	40	5510	5510.044713	8.11

Voltage vs. Frequency Stability (11ac(HT80) CH106)

Test Conditions		Test Frequency (MHz)	Measurement Frequency (MHz)	Max. Deviation (ppm)
Temperature (°C)	Voltage (VDC)			
20	2.97	5530	5530.039316	7.11
	3.3	5530	5530.024639	4.46
	3.63	5530	5530.025688	4.65

Temperature vs. Frequency Stability (11ac(HT80) CH106)

Test Conditions		Test Frequency (MHz)	Measurement Frequency (MHz)	Max. Deviation (ppm)
Voltage (VDC)	Temperature (°C)			
3.3	-10	5530	5530.02324	4.20
	0	5530	5530.001672	0.30
	10	5530	5530.017818	3.22
	20	5530	5530.046219	8.36
	30	5530	5530.000686	0.12
	35	5530	5530.005443	0.98
	40	5530	5530.040473	7.32

Band IV:

Voltage vs. Frequency Stability (11a CH157)

Test Conditions		Test Frequency (MHz)	Measurement Frequency (MHz)	Max. Deviation (ppm)
Temperature (°C)	Voltage (VDC)			
20	2.97	5785	5785.007696	1.33
	3.3	5785	5785.002796	0.48
	3.63	5785	5785.041896	7.24

Temperature vs. Frequency Stability (11a CH157)

Test Conditions		Test Frequency (MHz)	Measurement Frequency (MHz)	Max. Deviation (ppm)
Voltage (VDC)	Temperature (°C)			
3.3	-10	5785	5785.017889	3.09
	0	5785	5785.003498	0.60
	10	5785	5785.015385	2.66
	20	5785	5785.016571	2.86
	30	5785	5785.037073	6.41
	35	5785	5785.026202	4.53
	40	5785	5785.038622	6.68

Voltage vs. Frequency Stability (11n(HT20) CH157)

Test Conditions		Test Frequency (MHz)	Measurement Frequency (MHz)	Max. Deviation (ppm)
Temperature (°C)	Voltage (VDC)			
20	2.97	5785	5785.01159	2.00
	3.3	5785	5785.009573	1.65
	3.63	5785	5785.021974	3.80

Temperature vs. Frequency Stability (11n(HT20) CH157)

Test Conditions		Test Frequency (MHz)	Measurement Frequency (MHz)	Max. Deviation (ppm)
Voltage (VDC)	Temperature (°C)			
3.3	-10	5785	5785.04106	7.10
	0	5785	5785.034943	6.04
	10	5785	5785.017073	2.95
	20	5785	5785.040737	7.04
	30	5785	5785.048355	8.36
	35	5785	5785.032081	5.55
	40	5785	5785.026967	4.66

Voltage vs. Frequency Stability (11n(HT40) CH151)

Test Conditions		Test Frequency (MHz)	Measurement Frequency (MHz)	Max. Deviation (ppm)
Temperature (°C)	Voltage (VDC)			
20	2.97	5755	5755.030052	5.22
	3.3	5755	5755.026103	4.54
	3.63	5755	5755.015987	2.78

Temperature vs. Frequency Stability (11n(HT40) CH151)

Test Conditions		Test Frequency (MHz)	Measurement Frequency (MHz)	Max. Deviation (ppm)
Voltage (VDC)	Temperature (°C)			
3.3	-10	5755	5755.023838	4.14
	0	5755	5755.020093	3.49
	10	5755	5755.029236	5.08
	20	5755	5755.017076	2.97
	30	5755	5755.015531	2.70
	35	5755	5755.037495	6.52
	40	5755	5755.004154	0.72

Voltage vs. Frequency Stability (11ac(HT20) CH157)

Test Conditions		Test Frequency (MHz)	Measurement Frequency (MHz)	Max. Deviation (ppm)
Temperature (°C)	Voltage (VDC)			
20	2.97	5785	5785.007473	1.29
	3.3	5785	5785.028565	4.94
	3.63	5785	5785.005024	0.87

Temperature vs. Frequency Stability (11ac(HT20) CH157)

Test Conditions		Test Frequency (MHz)	Measurement Frequency (MHz)	Max. Deviation (ppm)
Voltage (VDC)	Temperature (°C)			
3.3	-10	5785	5785.000317	0.05
	0	5785	5785.002366	0.41
	10	5785	5785.02289	3.96
	20	5785	5785.041634	7.20
	30	5785	5785.037613	6.50
	35	5785	5785.014084	2.43
	40	5785	5785.022432	3.88

Voltage vs. Frequency Stability (11ac(HT40) CH151)

Test Conditions		Test Frequency (MHz)	Measurement Frequency (MHz)	Max. Deviation (ppm)
Temperature (°C)	Voltage (VDC)			
20	2.97	5755	5755.044449	7.72
	3.3	5755	5755.027847	4.84
	3.63	5755	5755.007683	1.34

Temperature vs. Frequency Stability (11ac(HT40) CH151)

Test Conditions		Test Frequency (MHz)	Measurement Frequency (MHz)	Max. Deviation (ppm)
Voltage (VDC)	Temperature (°C)			
3.3	-10	5755	5755.001247	0.22
	0	5755	5755.048123	8.36
	10	5755	5755.034529	6.00
	20	5755	5755.009206	1.60
	30	5755	5755.040578	7.05
	35	5755	5755.002784	0.48
	40	5755	5755.010721	1.86

Voltage vs. Frequency Stability (11ac(HT80) CH155)

Test Conditions		Test Frequency (MHz)	Measurement Frequency (MHz)	Max. Deviation (ppm)
Temperature (°C)	Voltage (VDC)			
20	2.97	5775	5775.044213	7.66
	3.3	5775	5775.00845	1.46
	3.63	5775	5775.04484	7.76

Temperature vs. Frequency Stability (11ac(HT80) CH155)

Test Conditions		Test Frequency (MHz)	Measurement Frequency (MHz)	Max. Deviation (ppm)
Voltage (VDC)	Temperature (°C)			
3.3	-10	5775	5775.012201	2.11
	0	5775	5775.005973	1.03
	10	5775	5775.019819	3.43
	20	5775	5775.039871	6.90
	30	5775	5775.045662	7.91
	35	5775	5775.010261	1.78
	40	5775	5775.026566	4.60

ANT 1

Band I:

Voltage vs. Frequency Stability (11a CH44)

Test Conditions		Test Frequency (MHz)	Measurement Frequency (MHz)	Max. Deviation (ppm)
Temperature (°C)	Voltage (VDC)			
20	2.97	5220	5220.046019	8.82
	3.3	5220	5220.036554	7.00
	3.63	5220	5220.034663	6.64

Temperature vs. Frequency Stability (11a CH44)

Test Conditions		Test Frequency (MHz)	Measurement Frequency (MHz)	Max. Deviation (ppm)
Voltage (VDC)	Temperature (°C)			
3.3	-10	5220	5220.033265	6.37
	0	5220	5220.011991	2.30
	10	5220	5220.035273	6.76
	20	5220	5220.030195	5.78
	30	5220	5220.041268	7.91
	35	5220	5220.046525	8.91
	40	5220	5220.025527	4.89

Voltage vs. Frequency Stability (11n (HT20) CH44)

Test Conditions		Test Frequency (MHz)	Measurement Frequency (MHz)	Max. Deviation (ppm)
Temperature (°C)	Voltage (VDC)			
20	2.97	5220	5220.003077	0.59
	3.3	5220	5220.027419	5.25
	3.63	5220	5220.034879	6.68

Temperature vs. Frequency Stability (11n(HT20) CH44)

Test Conditions		Test Frequency (MHz)	Measurement Frequency (MHz)	Max. Deviation (ppm)
Voltage (VDC)	Temperature (°C)			
3.3	-10	5220	5220.000507	0.10
	0	5220	5220.024672	4.73
	10	5220	5220.003099	0.59
	20	5220	5220.009821	1.88
	30	5220	5220.010002	1.92
	35	5220	5220.039318	7.53
	40	5220	5220.00159	0.30

Voltage vs. Frequency Stability (11n(HT40) CH38)

Test Conditions		Test Frequency (MHz)	Measurement Frequency (MHz)	Max. Deviation (ppm)
Temperature (°C)	Voltage (VDC)			
20	2.97	5190	5190.02295	4.42
	3.3	5190	5190.015246	2.94
	3.63	5190	5190.000529	0.10

Temperature vs. Frequency Stability (11n(HT40) CH38)

Test Conditions		Test Frequency (MHz)	Measurement Frequency (MHz)	Max. Deviation (ppm)
Voltage (VDC)	Temperature (°C)			
3.3	-10	5190	5190.027213	5.24
	0	5190	5190.001128	0.22
	10	5190	5190.029542	5.69
	20	5190	5190.02529	4.87
	30	5190	5190.00882	1.70
	35	5190	5190.037831	7.29
	40	5190	5190.027943	5.38

Voltage vs. Frequency Stability (11ac(HT20) CH44)

Test Conditions		Test Frequency (MHz)	Measurement Frequency (MHz)	Max. Deviation (ppm)
Temperature (°C)	Voltage (VDC)			
20	2.97	5220	5220.023815	4.56
	3.3	5220	5220.038664	7.41
	3.63	5220	5220.014106	2.70

Temperature vs. Frequency Stability (11ac(HT20) CH44)

Test Conditions		Test Frequency (MHz)	Measurement Frequency (MHz)	Max. Deviation (ppm)
Voltage (VDC)	Temperature (°C)			
3.3	-10	5220	5220.011957	2.29
	0	5220	5220.013199	2.53
	10	5220	5220.047289	9.06
	20	5220	5220.040848	7.83
	30	5220	5220.036025	6.90
	35	5220	5220.012019	2.30
	40	5220	5220.039113	7.49

Voltage vs. Frequency Stability (11n(HT40) CH38)

Test Conditions		Test Frequency (MHz)	Measurement Frequency (MHz)	Max. Deviation (ppm)
Temperature (°C)	Voltage (VDC)			
20	2.97	5190	5190.016034	3.09
	3.3	5190	5190.0449	8.65
	3.63	5190	5190.02101	4.05

Temperature vs. Frequency Stability (11n(HT40) CH38)

Test Conditions		Test Frequency (MHz)	Measurement Frequency (MHz)	Max. Deviation (ppm)
Voltage (VDC)	Temperature (°C)			
3.3	-10	5190	5190.01723	3.32
	0	5190	5190.036162	6.97
	10	5190	5190.024865	4.79
	20	5190	5190.026515	5.11
	30	5190	5190.018972	3.66
	35	5190	5190.045868	8.84
	40	5190	5190.042562	8.20

Voltage vs. Frequency Stability (11ac(HT80) CH42)

Test Conditions		Test Frequency (MHz)	Measurement Frequency (MHz)	Max. Deviation (ppm)
Temperature (°C)	Voltage (VDC)			
20	2.97	5210	5210.004823	8.11
	3.3	5210	5210.042279	2.19
	3.63	5210	5210.0114	8.11

Temperature vs. Frequency Stability (11ac(HT80) CH42)

Test Conditions		Test Frequency (MHz)	Measurement Frequency (MHz)	Max. Deviation (ppm)
Voltage (VDC)	Temperature (°C)			
3.3	-10	5210	5210.013209	2.54
	0	5210	5210.018442	3.54
	10	5210	5210.044043	8.45
	20	5210	5210.002037	0.39
	30	5210	5210.037113	7.12
	35	5210	5210.003023	0.58
	40	5210	5210.001565	0.30

Band II:

Voltage vs. Frequency Stability (11a CH60)

Test Conditions		Test Frequency (MHz)	Measurement Frequency (MHz)	Max. Deviation (ppm)
Temperature (°C)	Voltage (VDC)			
20	2.97	5280	5280.008334	1.58
	3.3	5280	5280.015415	2.92
	3.63	5280	5280.020822	3.94

Temperature vs. Frequency Stability (11a CH60)

Test Conditions		Test Frequency (MHz)	Measurement Frequency (MHz)	Max. Deviation (ppm)
Voltage (VDC)	Temperature (°C)			
3.3	-10	5280	5280.031049	5.88
	0	5280	5280.010011	1.90
	10	5280	5280.009401	1.78
	20	5280	5280.018763	3.55
	30	5280	5280.012092	2.29
	35	5280	5280.027343	5.18
	40	5280	5280.009078	1.72

Voltage vs. Frequency Stability (11n(HT20) CH60)

Test Conditions		Test Frequency (MHz)	Measurement Frequency (MHz)	Max. Deviation (ppm)
Temperature (°C)	Voltage (VDC)			
20	2.97	5280	5280.015826	3.00
	3.3	5280	5280.004997	0.95
	3.63	5280	5280.002517	0.48

Temperature vs. Frequency Stability (11n(HT20) CH60)

Test Conditions		Test Frequency (MHz)	Measurement Frequency (MHz)	Max. Deviation (ppm)
Voltage (VDC)	Temperature (°C)			
3.3	-10	5280	5280.043535	8.25
	0	5280	5280.013828	2.62
	10	5280	5280.000489	0.09
	20	5280	5280.04478	8.48
	30	5280	5280.006925	1.31
	35	5280	5280.016205	3.07
	40	5280	5280.036633	6.94

Voltage vs. Frequency Stability (11n(HT40) CH54)

Test Conditions		Test Frequency (MHz)	Measurement Frequency (MHz)	Max. Deviation (ppm)
Temperature (°C)	Voltage (VDC)			
20	2.97	5270	5270.012831	2.43
	3.3	5270	5270.013469	2.56
	3.63	5270	5270.019189	3.64

Temperature vs. Frequency Stability (11n(HT40) CH54)

Test Conditions		Test Frequency (MHz)	Measurement Frequency (MHz)	Max. Deviation (ppm)
Voltage (VDC)	Temperature (°C)			
3.3	-10	5270	5270.018518	3.51
	0	5270	5270.027143	5.15
	10	5270	5270.003901	0.74
	20	5270	5270.007519	1.43
	30	5270	5270.025874	4.91
	35	5270	5270.020123	3.82
	40	5270	5270.020796	3.95

Voltage vs. Frequency Stability (11ac(HT20) CH60)

Test Conditions		Test Frequency (MHz)	Measurement Frequency (MHz)	Max. Deviation (ppm)
Temperature (°C)	Voltage (VDC)			
20	2.97	5280	5280.025902	4.91
	3.3	5280	5280.020995	3.98
	3.63	5280	5280.007991	1.51

Temperature vs. Frequency Stability (11ac(HT20) CH60)

Test Conditions		Test Frequency (MHz)	Measurement Frequency (MHz)	Max. Deviation (ppm)
Voltage (VDC)	Temperature (°C)			
3.3	-10	5280	5280.018028	3.41
	0	5280	5280.007623	1.44
	10	5280	5280.044031	8.34
	20	5280	5280.016069	3.04
	30	5280	5280.040396	7.65
	35	5280	5280.043658	8.27
	40	5280	5280.014227	2.69

Voltage vs. Frequency Stability (11ac(HT40) CH54)

Test Conditions		Test Frequency (MHz)	Measurement Frequency (MHz)	Max. Deviation (ppm)
Temperature (°C)	Voltage (VDC)			
20	2.97	5270	5270.036173	6.86
	3.3	5270	5270.008199	1.56
	3.63	5270	5270.039442	7.48

Temperature vs. Frequency Stability (11ac(HT40) CH54)

Test Conditions		Test Frequency (MHz)	Measurement Frequency (MHz)	Max. Deviation (ppm)
Voltage (VDC)	Temperature (°C)			
3.3	-10	5270	5270.017524	3.33
	0	5270	5270.003553	0.67
	10	5270	5270.003812	0.72
	20	5270	5270.023773	4.51
	30	5270	5270.039176	7.43
	35	5270	5270.031543	5.99
	40	5270	5270.000544	0.10

Voltage vs. Frequency Stability (11ac(HT80) CH58)

Test Conditions		Test Frequency (MHz)	Measurement Frequency (MHz)	Max. Deviation (ppm)
Temperature (°C)	Voltage (VDC)			
20	2.97	5290	5290.03751	7.09
	3.3	5290	5290.040252	7.61
	3.63	5290	5290.014178	2.68

Temperature vs. Frequency Stability (11n(HT80) CH58)

Test Conditions		Test Frequency (MHz)	Measurement Frequency (MHz)	Max. Deviation (ppm)
Voltage (VDC)	Temperature (°C)			
3.3	-10	5290	5290.033693	6.37
	0	5290	5290.017847	3.37
	10	5290	5290.035568	6.72
	20	5290	5290.007732	1.46
	30	5290	5290.010779	2.04
	35	5290	5290.037954	7.17
	40	5290	5290.017453	3.30

Band III:

Voltage vs. Frequency Stability (11a CH116)

Test Conditions		Test Frequency (MHz)	Measurement Frequency (MHz)	Max. Deviation (ppm)
Temperature (°C)	Voltage (VDC)			
20	2.97	5580	5580.000298	0.05
	3.3	5580	5580.020441	3.66
	3.63	5580	5580.020987	3.76

Temperature vs. Frequency Stability (11a CH116)

Test Conditions		Test Frequency (MHz)	Measurement Frequency (MHz)	Max. Deviation (ppm)
Voltage (VDC)	Temperature (°C)			
3.3	-10	5580	5580.038407	6.88
	0	5580	5580.004013	0.72
	10	5580	5580.004738	0.85
	20	5580	5580.036051	6.46
	30	5580	5580.044512	7.98
	35	5580	5580.019181	3.44
	40	5580	5580.016676	2.99

Voltage vs. Frequency Stability (11n(HT20) CH116)

Test Conditions		Test Frequency (MHz)	Measurement Frequency (MHz)	Max. Deviation (ppm)
Temperature (°C)	Voltage (VDC)			
20	2.97	5580	5580.00483	0.87
	3.3	5580	5580.028228	5.06
	3.63	5580	5580.026285	4.71

Temperature vs. Frequency Stability (11n(HT20) CH116)

Test Conditions		Test Frequency (MHz)	Measurement Frequency (MHz)	Max. Deviation (ppm)
Voltage (VDC)	Temperature (°C)			
3.3	-10	5580	5580.037403	6.70
	0	5580	5580.020472	3.67
	10	5580	5580.03309	5.93
	20	5580	5580.030431	5.45
	30	5580	5580.034393	6.16
	35	5580	5580.004097	0.73
	40	5580	5580.030532	5.47

Voltage vs. Frequency Stability (11n(HT40) CH102)

Test Conditions		Test Frequency (MHz)	Measurement Frequency (MHz)	Max. Deviation (ppm)
Temperature (°C)	Voltage (VDC)			
20	2.97	5510	5510.038377	6.96
	3.3	5510	5510.025485	4.63
	3.63	5510	5510.03289	5.97

Temperature vs. Frequency Stability (11n(HT40) CH102)

Test Conditions		Test Frequency (MHz)	Measurement Frequency (MHz)	Max. Deviation (ppm)
Voltage (VDC)	Temperature (°C)			
3.3	-10	5510	5510.014012	2.54
	0	5510	5510.019405	3.52
	10	5510	5510.018336	3.33
	20	5510	5510.036178	6.57
	30	5510	5510.040237	7.30
	35	5510	5510.015576	2.83
	40	5510	5510.020961	3.80

Voltage vs. Frequency Stability (11ac(HT20) CH116)

Test Conditions		Test Frequency (MHz)	Measurement Frequency (MHz)	Max. Deviation (ppm)
Temperature (°C)	Voltage (VDC)			
20	2.97	5580	5580.007173	1.29
	3.3	5580	5580.049077	8.80
	3.63	5580	5580.019136	3.43

Temperature vs. Frequency Stability (11ac(HT20) CH116)

Test Conditions		Test Frequency (MHz)	Measurement Frequency (MHz)	Max. Deviation (ppm)
Voltage (VDC)	Temperature (°C)			
3.3	-10	5580	5580.006065	1.09
	0	5580	5580.014456	2.59
	10	5580	5580.032008	5.74
	20	5580	5580.009843	1.76
	30	5580	5580.010916	1.96
	35	5580	5580.016607	2.98
	40	5580	5580.032828	5.88

Voltage vs. Frequency Stability (11ac(HT40) CH102)

Test Conditions		Test Frequency (MHz)	Measurement Frequency (MHz)	Max. Deviation (ppm)
Temperature (°C)	Voltage (VDC)			
20	2.97	5510	5510.016133	2.93
	3.3	5510	5510.030046	5.45
	3.63	5510	5510.027726	5.03

Temperature vs. Frequency Stability (11ac(HT40) CH102)

Test Conditions		Test Frequency (MHz)	Measurement Frequency (MHz)	Max. Deviation (ppm)
Voltage (VDC)	Temperature (°C)			
3.3	-10	5510	5510.023362	4.24
	0	5510	5510.014408	2.61
	10	5510	5510.029705	5.39
	20	5510	5510.016774	3.04
	30	5510	5510.028373	5.15
	35	5510	5510.001526	0.28
	40	5510	5510.018822	3.42

Voltage vs. Frequency Stability (11ac(HT80) CH106)

Test Conditions		Test Frequency (MHz)	Measurement Frequency (MHz)	Max. Deviation (ppm)
Temperature (°C)	Voltage (VDC)			
20	2.97	5530	5530.005816	1.05
	3.3	5530	5530.001347	0.24
	3.63	5530	5530.003453	0.62

Temperature vs. Frequency Stability (11ac(HT80) CH106)

Test Conditions		Test Frequency (MHz)	Measurement Frequency (MHz)	Max. Deviation (ppm)
Voltage (VDC)	Temperature (°C)			
3.3	-10	5530	5530.037811	6.84
	0	5530	5530.033244	6.01
	10	5530	5530.029214	5.28
	20	5530	5530.016872	3.05
	30	5530	5530.033787	6.11
	35	5530	5530.009716	1.76
	40	5530	5530.017166	3.10

Band IV:

Voltage vs. Frequency Stability (11a CH157)

Test Conditions		Test Frequency (MHz)	Measurement Frequency (MHz)	Max. Deviation (ppm)
Temperature (°C)	Voltage (VDC)			
20	2.97	5785	5785.007149	1.24
	3.3	5785	5785.019429	3.36
	3.63	5785	5785.018108	3.13

Temperature vs. Frequency Stability (11a CH157)

Test Conditions		Test Frequency (MHz)	Measurement Frequency (MHz)	Max. Deviation (ppm)
Voltage (VDC)	Temperature (°C)			
3.3	-10	5785	5785.01138	1.97
	0	5785	5785.040557	7.01
	10	5785	5785.009852	1.70
	20	5785	5785.03844	6.64
	30	5785	5785.044281	7.65
	35	5785	5785.025137	4.35
	40	5785	5785.026128	4.52

Voltage vs. Frequency Stability (11n(HT20) CH157)

Test Conditions		Test Frequency (MHz)	Measurement Frequency (MHz)	Max. Deviation (ppm)
Temperature (°C)	Voltage (VDC)			
20	2.97	5785	5785.043674	7.55
	3.3	5785	5785.041683	7.21
	3.63	5785	5785.04006	6.92

Temperature vs. Frequency Stability (11n(HT20) CH157)

Test Conditions		Test Frequency (MHz)	Measurement Frequency (MHz)	Max. Deviation (ppm)
Voltage (VDC)	Temperature (°C)			
3.3	-10	5785	5785.035811	6.19
	0	5785	5785.007472	1.29
	10	5785	5785.007479	1.29
	20	5785	5785.028983	5.01
	30	5785	5785.011848	2.05
	35	5785	5785.020431	3.53
	40	5785	5785.02138	3.70

Voltage vs. Frequency Stability (11n(HT40) CH151)

Test Conditions		Test Frequency (MHz)	Measurement Frequency (MHz)	Max. Deviation (ppm)
Temperature (°C)	Voltage (VDC)			
20	2.97	5755	5755.013212	2.30
	3.3	5755	5755.03353	5.83
	3.63	5755	5755.024993	4.34

Temperature vs. Frequency Stability (11n(HT40) CH151)

Test Conditions		Test Frequency (MHz)	Measurement Frequency (MHz)	Max. Deviation (ppm)
Voltage (VDC)	Temperature (°C)			
3.3	-10	5755	5755.008997	1.56
	0	5755	5755.027596	4.80
	10	5755	5755.012161	2.11
	20	5755	5755.042175	7.33
	30	5755	5755.008737	1.52
	35	5755	5755.005881	1.02
	40	5755	5755.042227	7.34

Voltage vs. Frequency Stability (11ac(HT20) CH157)

Test Conditions		Test Frequency (MHz)	Measurement Frequency (MHz)	Max. Deviation (ppm)
Temperature (°C)	Voltage (VDC)			
20	2.97	5785	5785.042508	7.35
	3.3	5785	5785.04578	7.91
	3.63	5785	5785.007853	1.36

Temperature vs. Frequency Stability (11ac(HT20) CH157)

Test Conditions		Test Frequency (MHz)	Measurement Frequency (MHz)	Max. Deviation (ppm)
Voltage (VDC)	Temperature (°C)			
3.3	-10	5785	5785.043715	7.56
	0	5785	5785.016363	2.83
	10	5785	5785.013798	2.39
	20	5785	5785.045204	7.81
	30	5785	5785.040185	6.95
	35	5785	5785.018775	3.25
	40	5785	5785.02821	4.88

Voltage vs. Frequency Stability (11ac(HT40) CH151)

Test Conditions		Test Frequency (MHz)	Measurement Frequency (MHz)	Max. Deviation (ppm)
Temperature (°C)	Voltage (VDC)			
20	2.97	5755	5755.030408	5.28
	3.3	5755	5755.007443	1.29
	3.63	5755	5755.025499	4.43

Temperature vs. Frequency Stability (11ac(HT40) CH151)

Test Conditions		Test Frequency (MHz)	Measurement Frequency (MHz)	Max. Deviation (ppm)
Voltage (VDC)	Temperature (°C)			
3.3	-10	5755	5755.043571	7.57
	0	5755	5755.034021	5.91
	10	5755	5755.019485	3.39
	20	5755	5755.046911	8.15
	30	5755	5755.023395	4.07
	35	5755	5755.00456	0.79
	40	5755	5755.034464	5.99

Voltage vs. Frequency Stability (11ac(HT80) CH155)

Test Conditions		Test Frequency (MHz)	Measurement Frequency (MHz)	Max. Deviation (ppm)
Temperature (°C)	Voltage (VDC)			
20	2.97	5775	5775.018127	3.14
	3.3	5775	5775.045993	7.96
	3.63	5775	5775.008337	1.44

Temperature vs. Frequency Stability (11ac(HT80) CH155)

Test Conditions		Test Frequency (MHz)	Measurement Frequency (MHz)	Max. Deviation (ppm)
Voltage (VDC)	Temperature (°C)			
3.3	-10	5775	5775.023695	4.10
	0	5775	5775.03187	5.52
	10	5775	5775.049826	8.63
	20	5775	5775.007161	1.24
	30	5775	5775.013204	2.29
	35	5775	5775.013951	2.42
	40	5775	5775.01427	2.47

A.9 Receiver Spurious Emissions

Note: All configurations have been tested, only the worst configuration (Band I 11a CH36 High Channel shown here.

Test Data and Plots

30 MHz to 1 GHz, ANT V

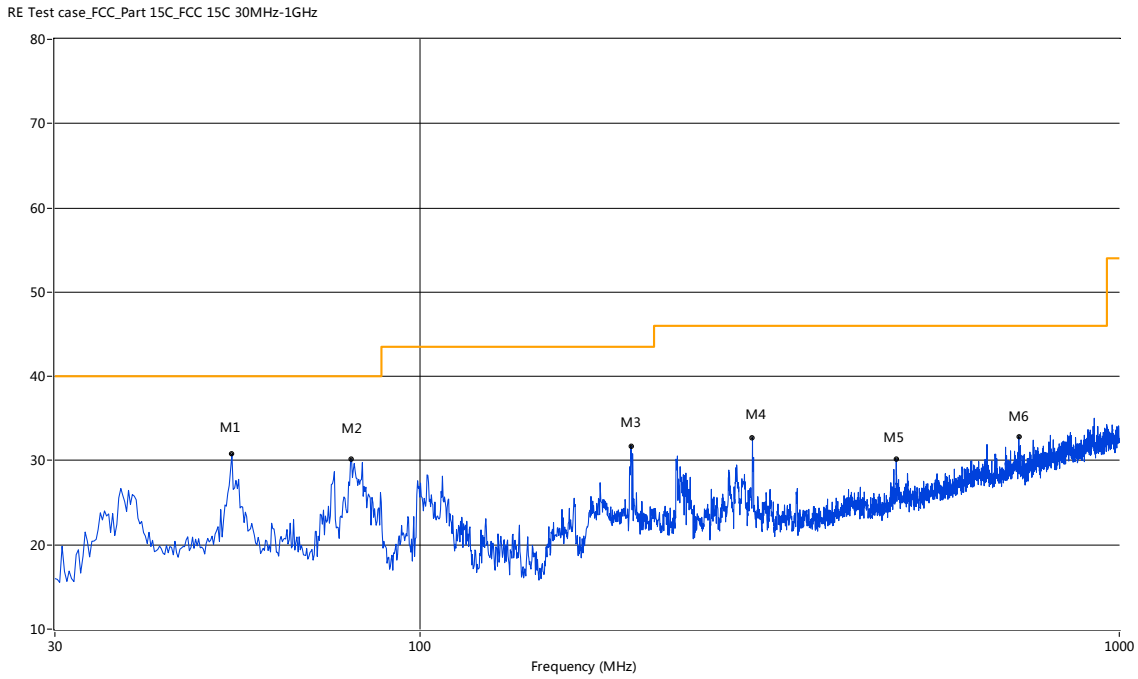

No.	Frequency (MHz)	Results (dBuV/m)	Factor (dB)	Limit (dBuV/m)	Margin (dB)	Detector	Table (o)	Height (cm)	ANT	Verdict
1	53.76	30.75	-18.75	40	9.25	Peak	91.90	100	Vertical	N/A
1*	53.76	23.44	-18.75	54	30.56	QP	91.90	100	Vertical	Pass
2	79.7	30.17	-24.53	40	9.83	Peak	177.00	100	Vertical	N/A
2*	79.7	21.46	-24.53	54	32.54	QP	177.00	100	Vertical	Pass
3	200.19	31.72	-20.17	43.5	11.78	Peak	66.80	100	Vertical	N/A
3*	200.19	22.83	-20.17	54	31.17	QP	66.80	100	Vertical	Pass
4	298.62	32.72	-17.68	46	13.28	Peak	132.10	100	Vertical	N/A
4*	298.62	21.28	-17.68	54	32.72	QP	132.10	100	Vertical	Pass
5	479.73	30.17	-13.87	46	15.83	Peak	56.90	100	Vertical	N/A
5*	479.73	22.36	-13.87	54	31.64	QP	56.90	100	Vertical	Pass
6	718.04	32.84	-8.97	46	13.16	Peak	311.90	100	Vertical	N/A
6*	718.04	24.57	-8.97	54	29.43	QP	311.90	100	Vertical	Pass

30 MHz to 1 GHz, ANT H

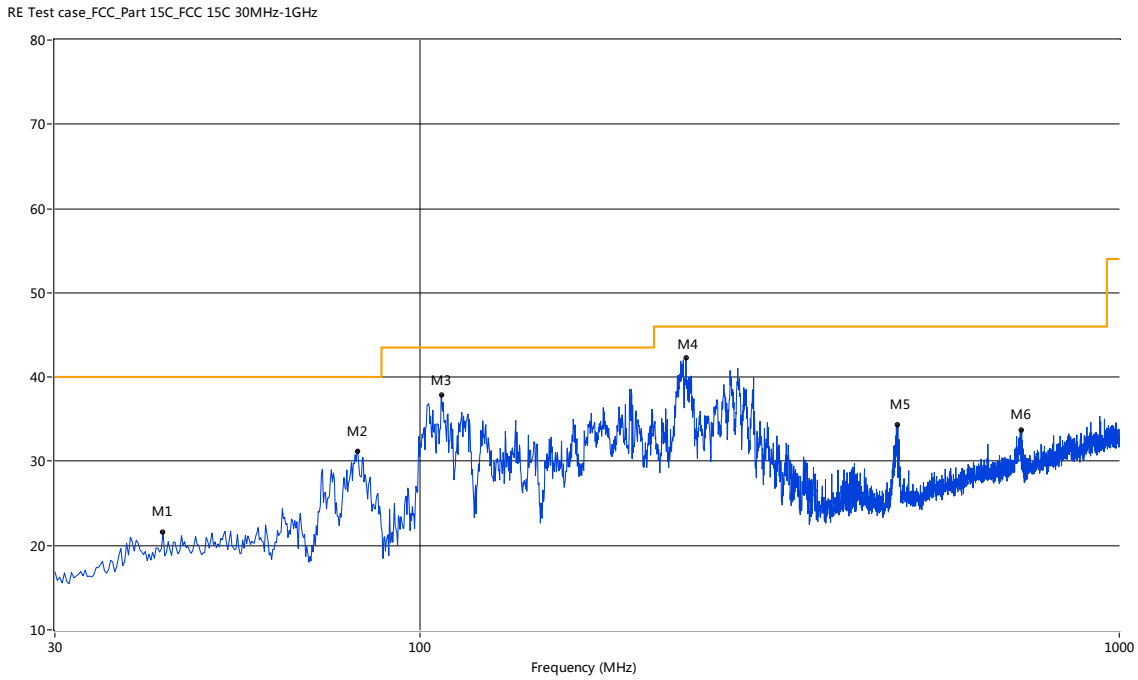

No.	Frequency (MHz)	Results (dBuV/m)	Factor (dB)	Limit (dBuV/m)	Margin (dB)	Detector	Table (o)	Height (cm)	ANT	Verdict
1	42.85	21.54	-18.98	40	18.46	Peak	201.90	100	Horizontal	N/A
1*	42.85	9.54	-18.98	54	44.46	QP	201.90	100	Horizontal	Pass
2	81.4	31.21	-24.36	40	8.79	Peak	242.30	100	Horizontal	N/A
2*	81.4	19.60	-24.36	54	34.40	QP	242.30	100	Horizontal	Pass
3	107.1	37.82	-20.21	43.5	5.68	Peak	0.00	100	Horizontal	N/A
3*	107.1	26.97	-20.21	54	27.03	QP	0.00	100	Horizontal	Pass
4	239.95	42.32	-19.1	46	3.68	Peak	111.10	100	Horizontal	N/A
4*	239.95	32.59	-19.1	54	21.41	QP	111.10	100	Horizontal	Pass
5	482.15	34.34	-13.7	46	11.66	Peak	307.80	100	Horizontal	N/A
5*	482.15	26.58	-13.7	54	27.42	QP	307.80	100	Horizontal	Pass
6	725.07	33.75	-9.06	46	12.25	Peak	287.80	100	Horizontal	N/A
6*	725.07	21.83	-9.06	54	32.17	QP	287.80	100	Horizontal	Pass

1 GHz to 6 GHz, ANT V

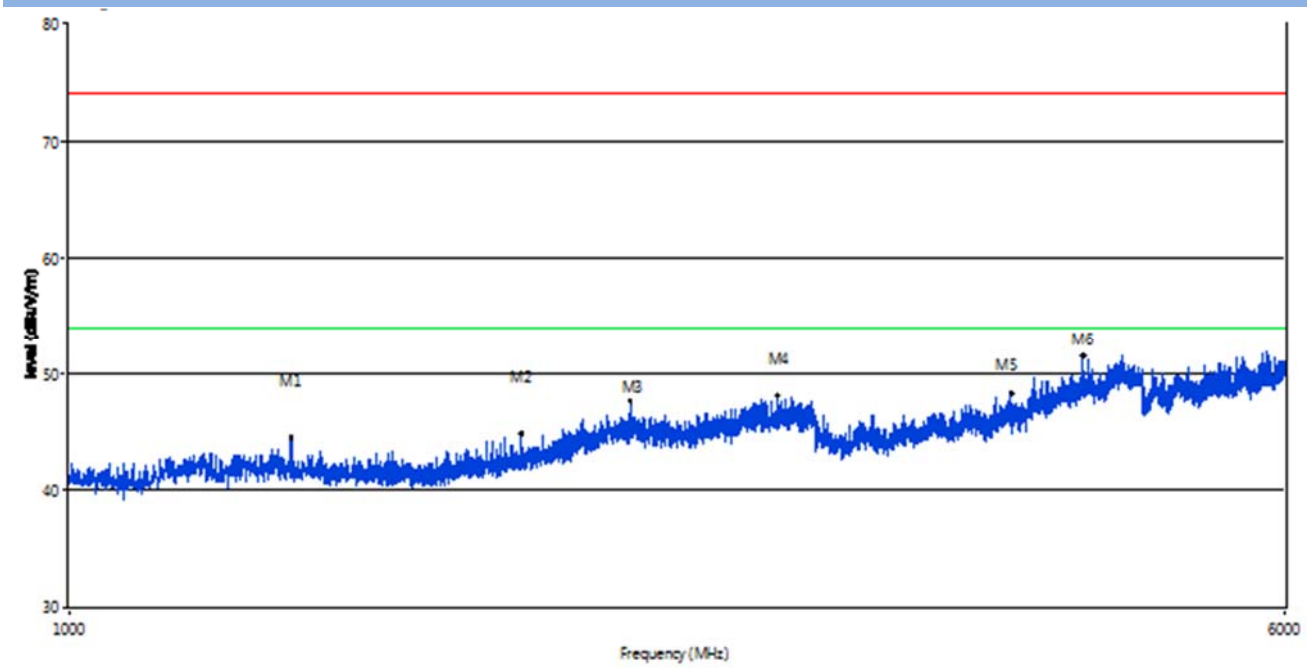

No.	Frequency (MHz)	Results (dBuV/m)	Factor (dB)	Limit (dBuV/m)	Margin (dB)	Detector	Table (o)	Height (cm)	ANT	Verdict
1	1386.40	44.50	-4.52	74.0	29.50	Peak	329.80	100	Vertical	Pass
2	1945.76	44.88	-2.42	74.0	29.12	Peak	271.40	100	Vertical	Pass
3	2285.68	47.70	-0.49	74.0	26.30	Peak	244.80	100	Vertical	Pass
4	2840.04	48.09	1.86	74.0	25.91	Peak	266.00	100	Vertical	Pass
5	4007.00	48.33	11.18	74.0	25.67	Peak	26.60	100	Vertical	Pass
6	4456.14	51.55	12.47	74.0	22.45	Peak	276.00	100	Vertical	Pass

1 GHz to 6 GHz, ANT H

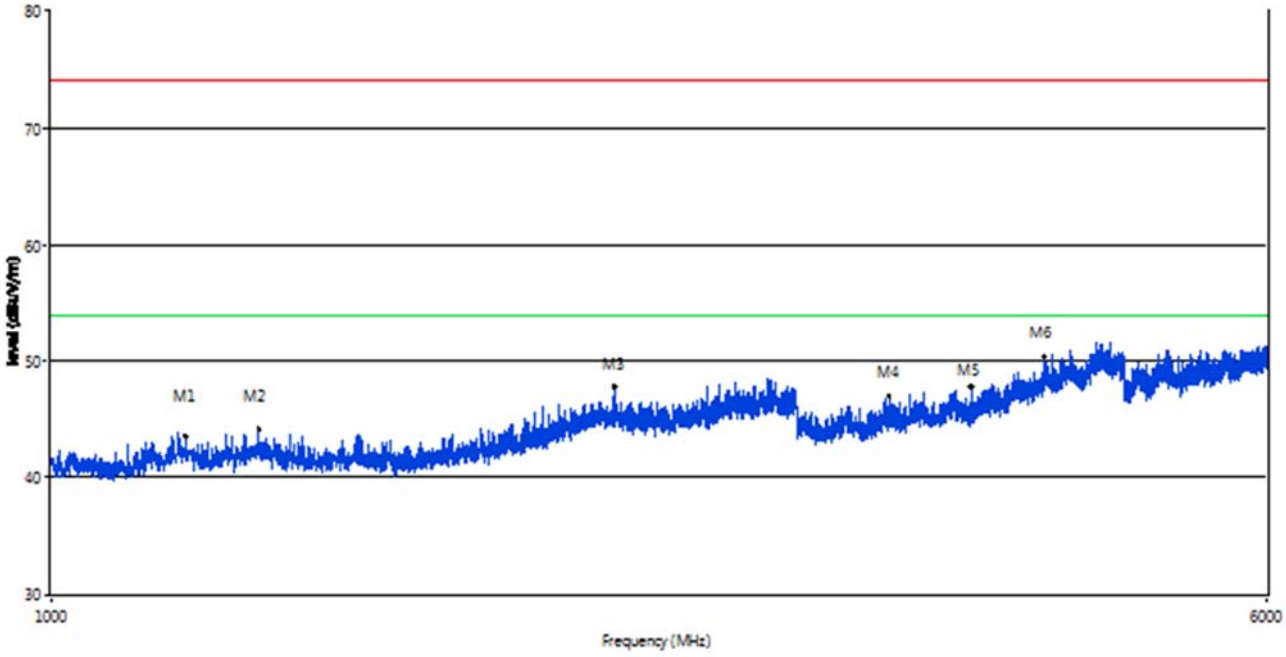

No.	Frequency (MHz)	Results (dBuV/m)	Factor (dB)	Limit (dBuV/m)	Margin (dB)	Detector	Table (o)	Height (cm)	ANT	Verdict
1	1219.45	43.54	-5.12	74.0	30.46	Peak	360.00	100	Horizontal	Pass
2	1356.41	44.10	-4.45	74.0	29.90	Peak	191.50	100	Horizontal	Pass
3	2292.18	47.75	-0.40	74.0	26.25	Peak	196.60	100	Horizontal	Pass
4	3439.39	46.96	9.36	74.0	27.04	Peak	197.70	100	Horizontal	Pass
5	3881.03	47.81	10.87	74.0	26.19	Peak	1.20	100	Horizontal	Pass
6	4321.92	50.33	12.15	74.0	23.67	Peak	5.60	100	Horizontal	Pass

ANNEX B TEST SETUP PHOTOS

Please refer the document “BL-SZ15C0294-AR.PDF”.

ANNEX C EUT EXTERNAL PHOTOS

Please refer the document “BL- SZ15C0294-AW.PDF”.

ANNEX D EUT INTERNAL PHOTOS

Please refer the document “BL- SZ15C0294-AI.PDF”.

--END OF REPORT--