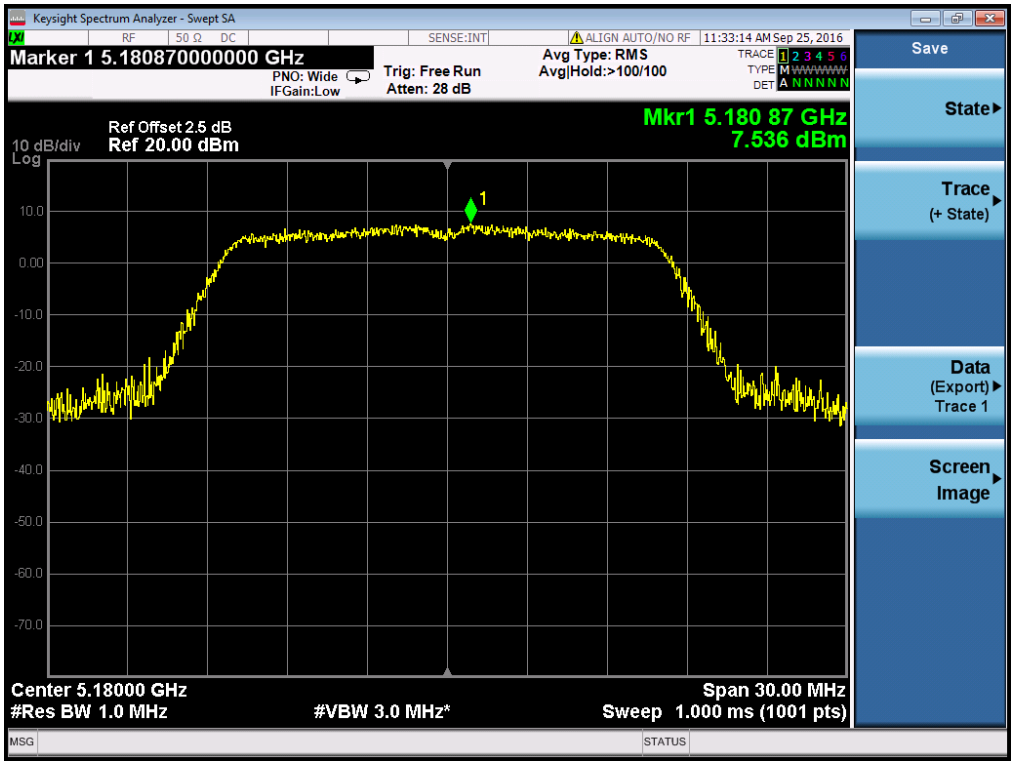

Antenna 1 - 802.11a – 5180MHz

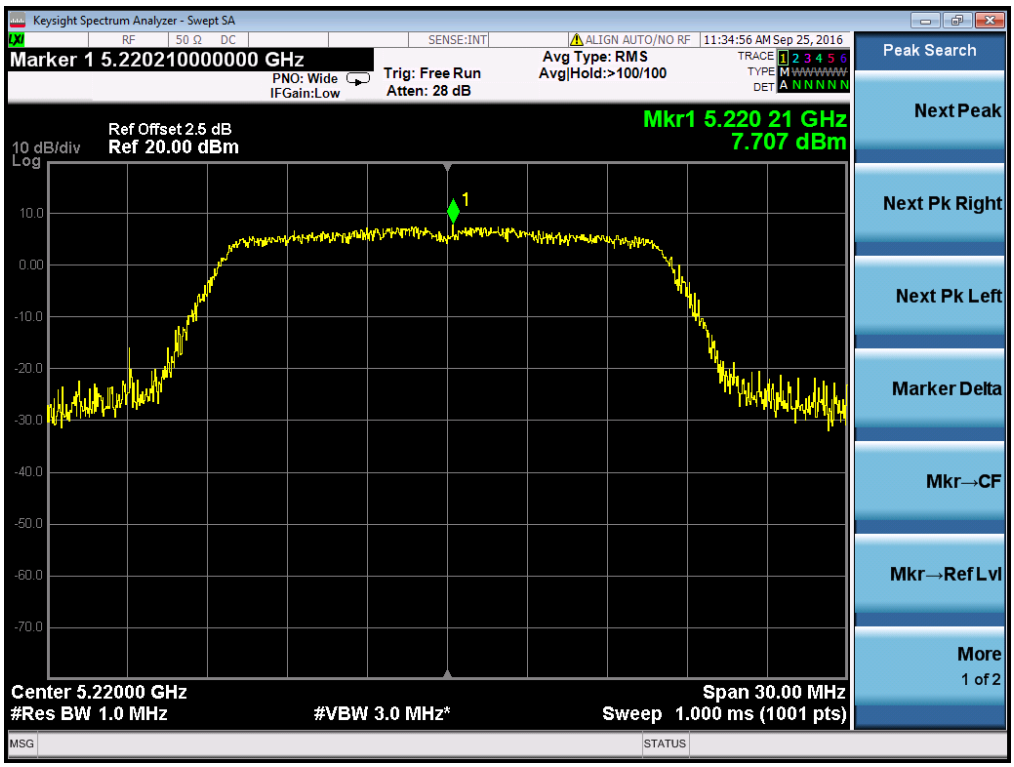

Antenna 1 - 802.11a – 5220MHz

Antenna 1 - 802.11a – 5240MHz

Antenna 1 - 802.11n-HT20 – 5180MHz

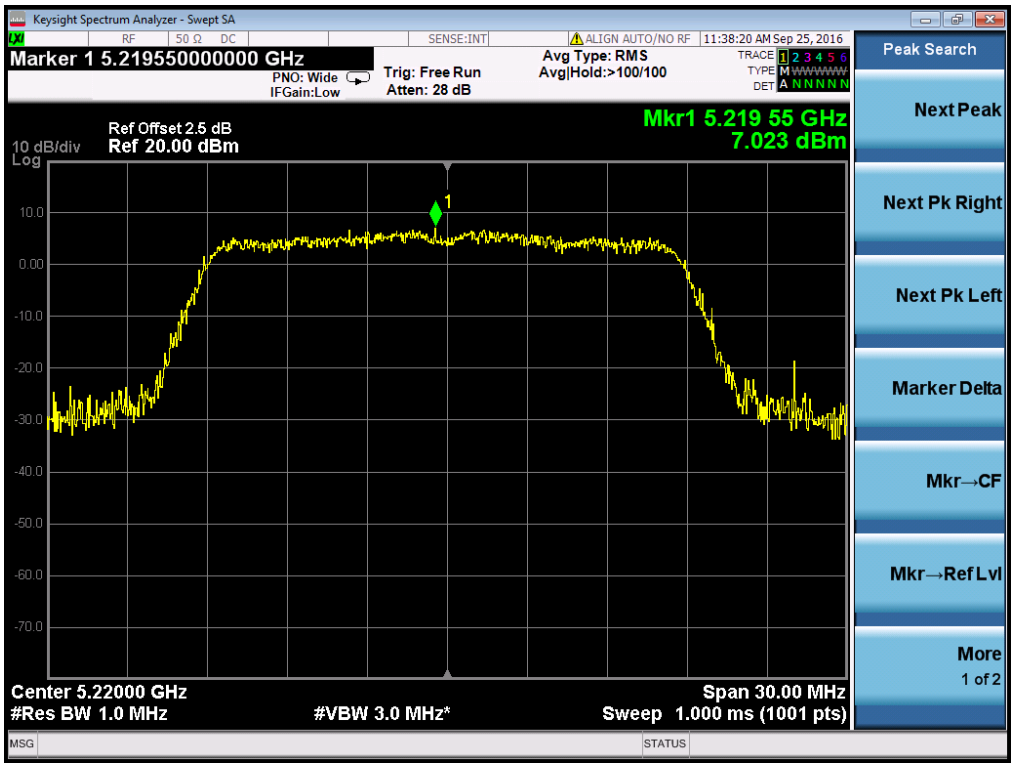

Antenna 1 - 802.11n-HT20 – 5220MHz

Antenna 1 - 802.11n-HT20 – 5240MHz

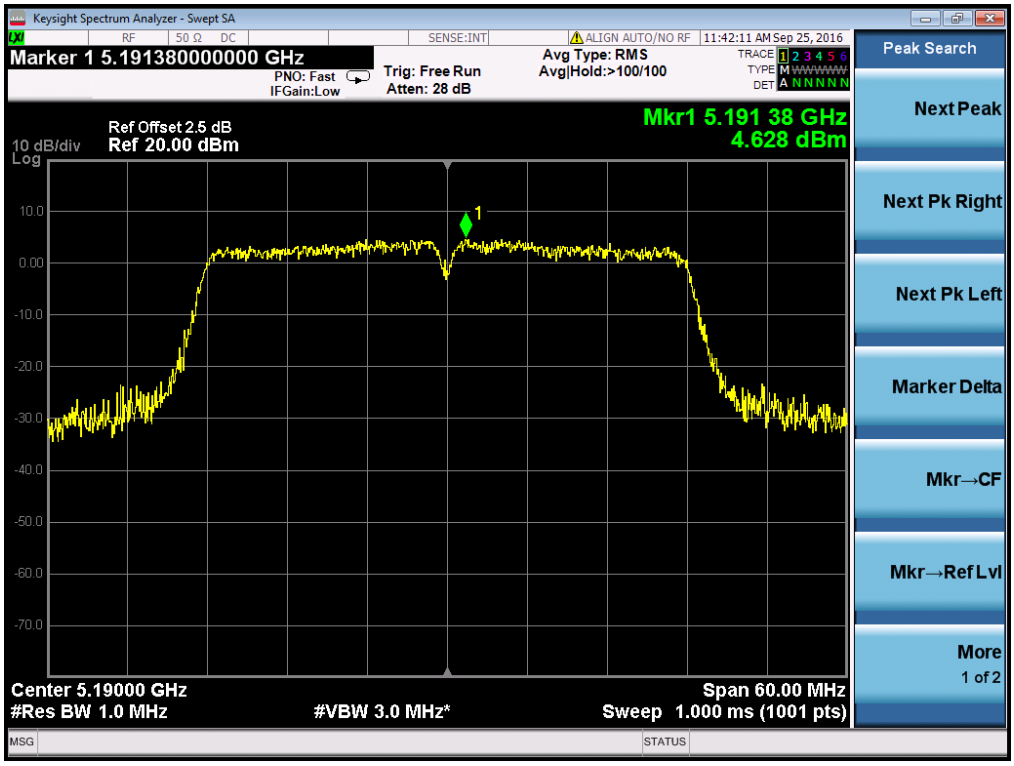

Antenna 1 - 802.11n-HT40 – 5190MHz

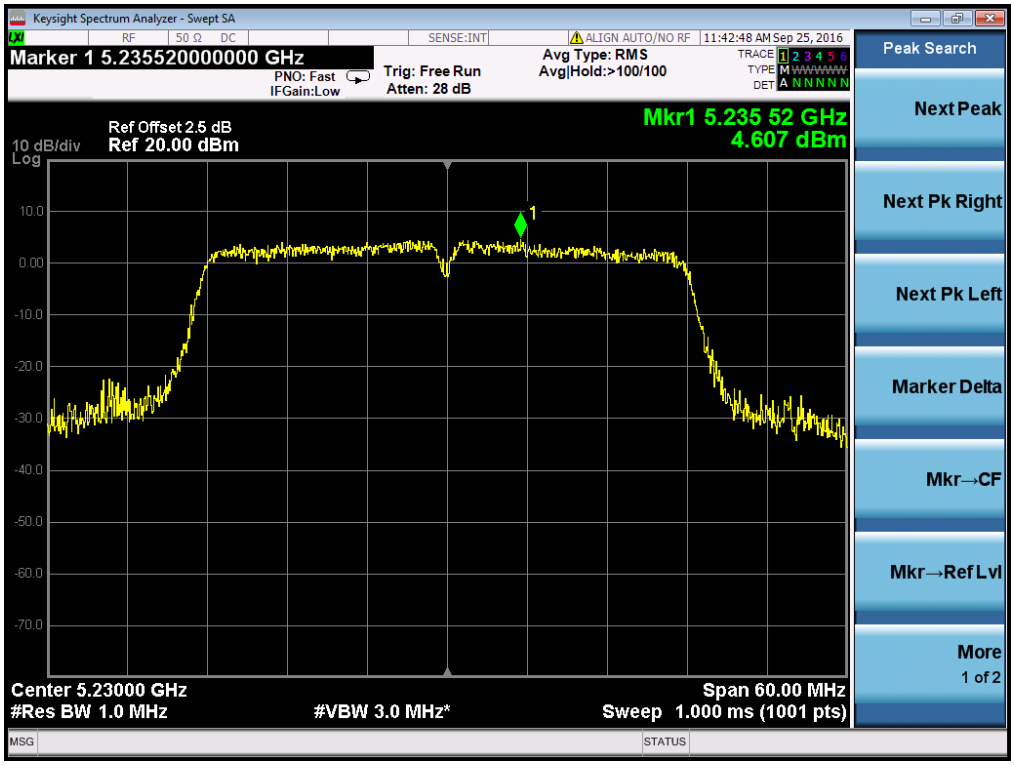

Antenna 1 - 802.11n-HT40 – 5230MHz

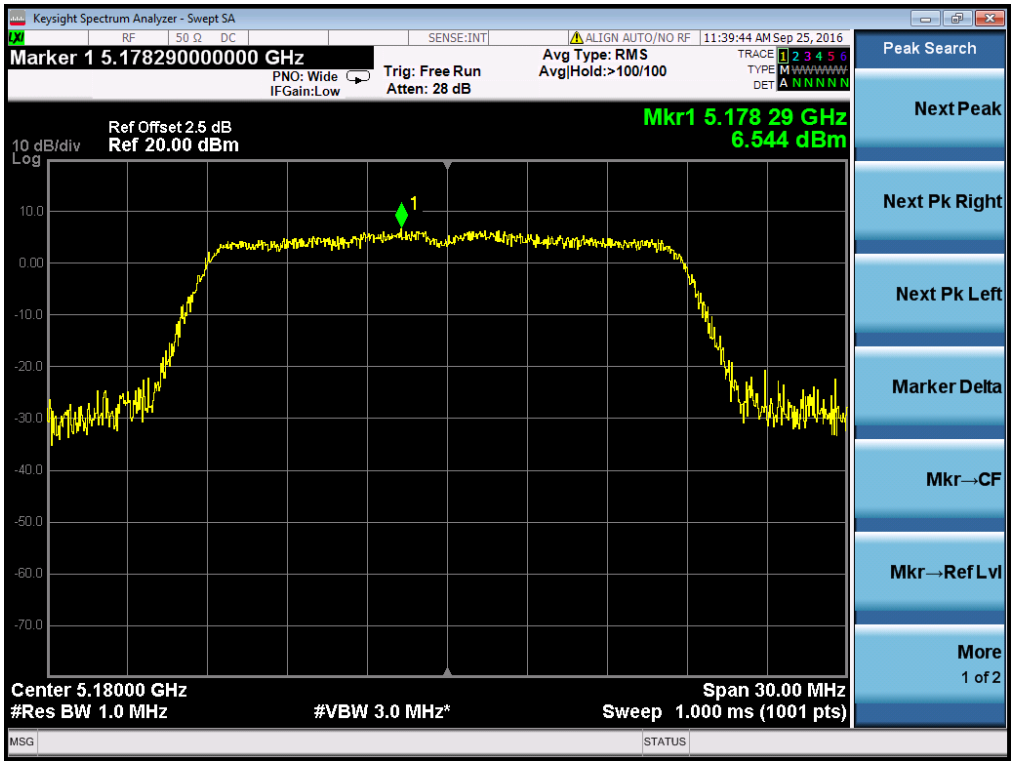

Antenna 1 - 802.11ac-VHT20 – 5180MHz

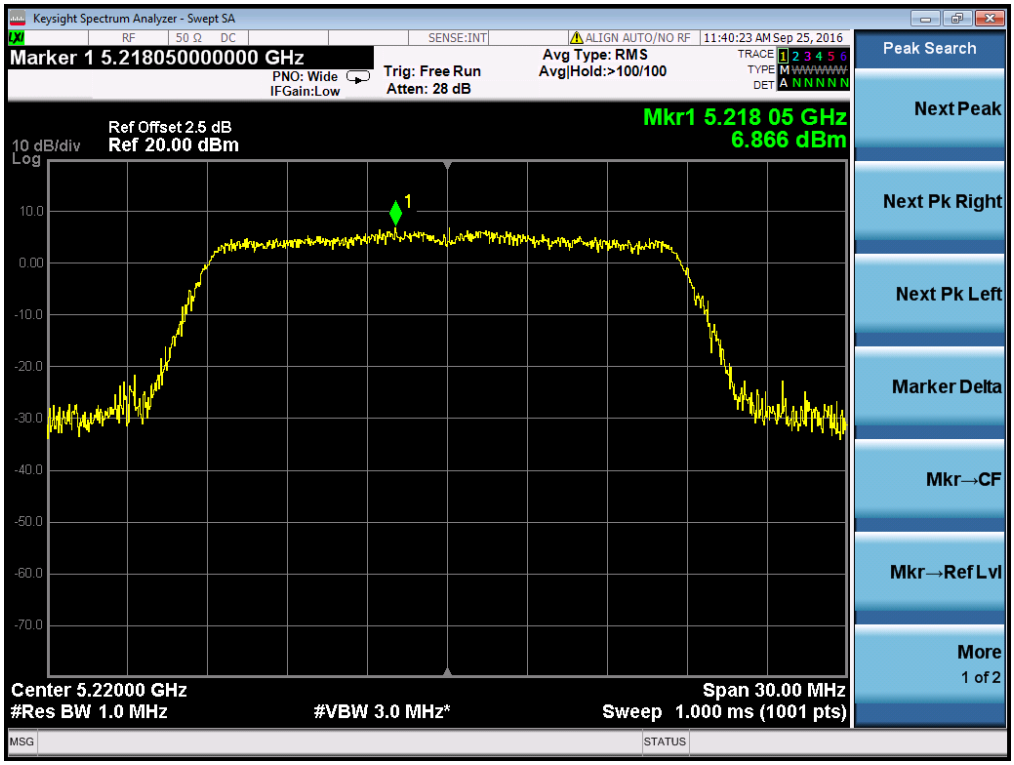

Antenna 1 - 802.11ac-VHT20 – 5220MHz

Antenna 1 - 802.11ac-VHT20 – 5240MHz

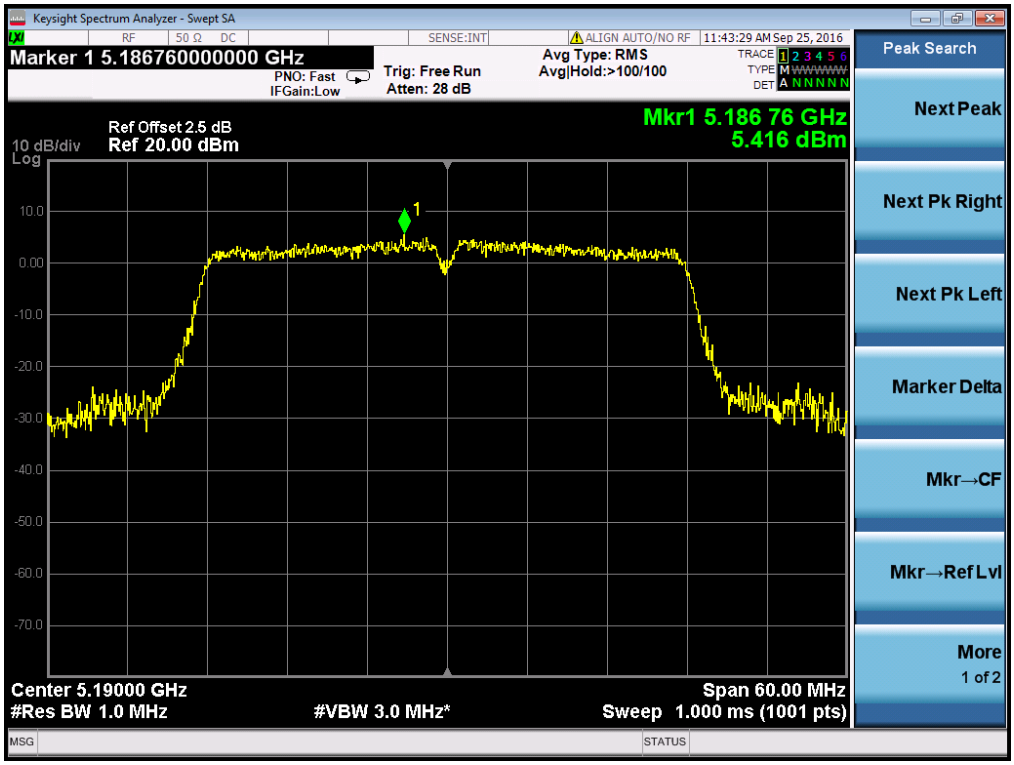

Antenna 1 - 802.11ac-VHT40 – 5190MHz

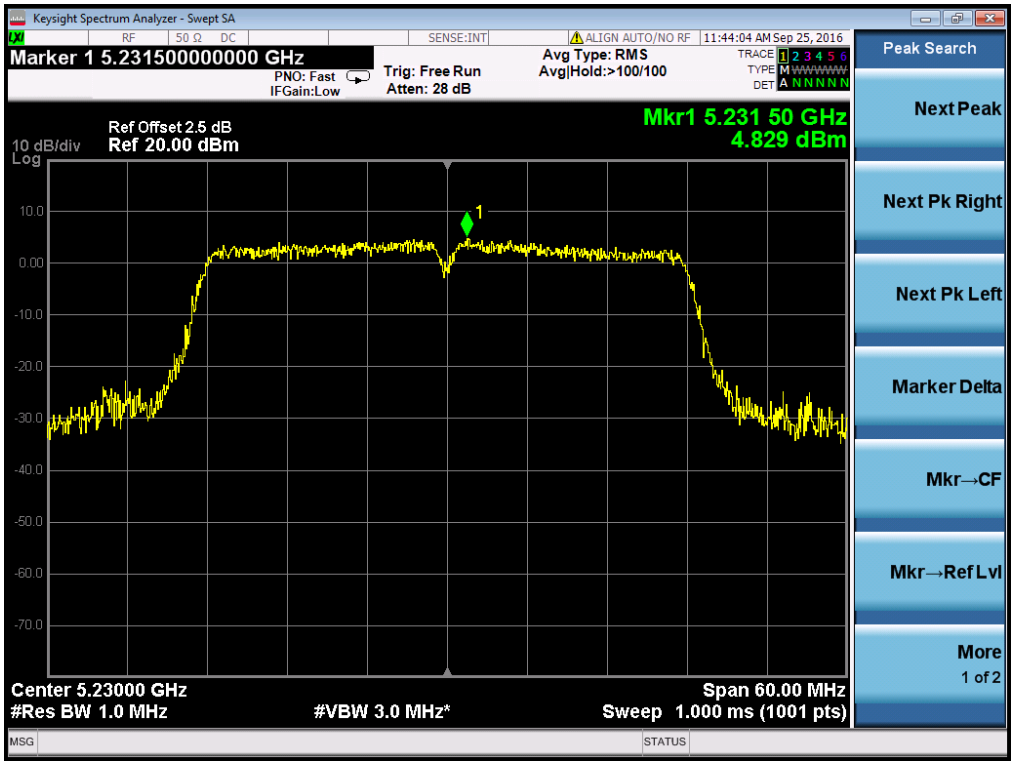

Antenna 1 - 802.11ac-VHT40 – 5230MHz

Antenna 1 - 802.11ac-VHT80 – 5210MHz

Antenna 1 - 802.11a – 5260MHz

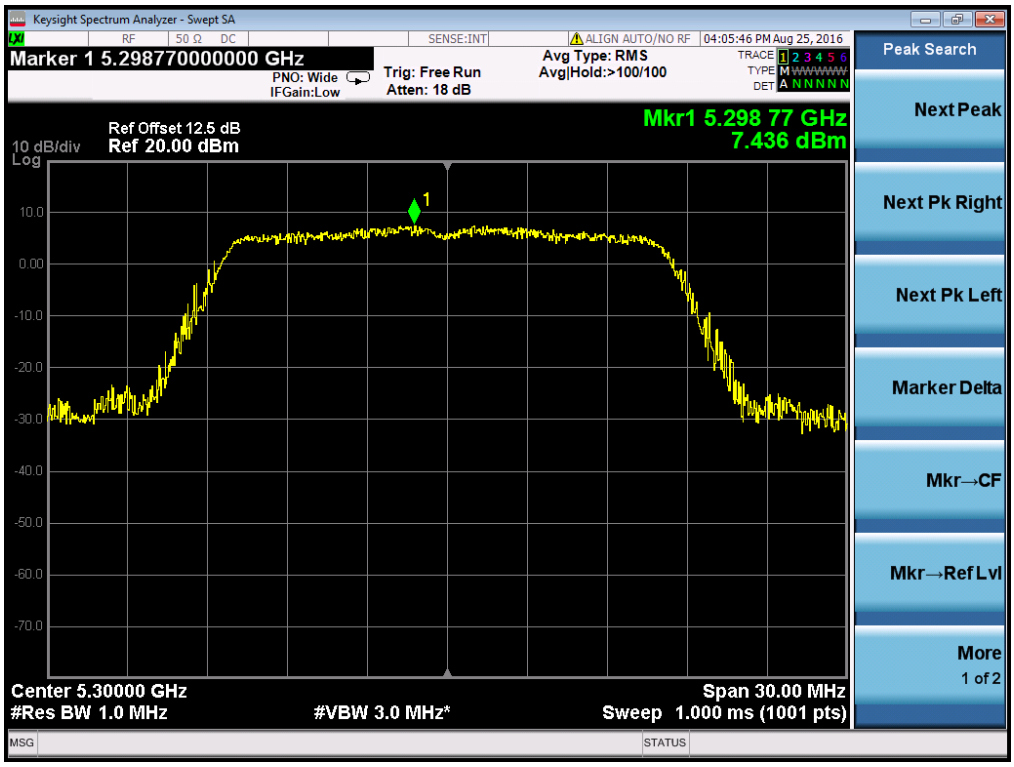

Antenna 1 - 802.11a – 5300MHz

Antenna 1 - 802.11a – 5320MHz

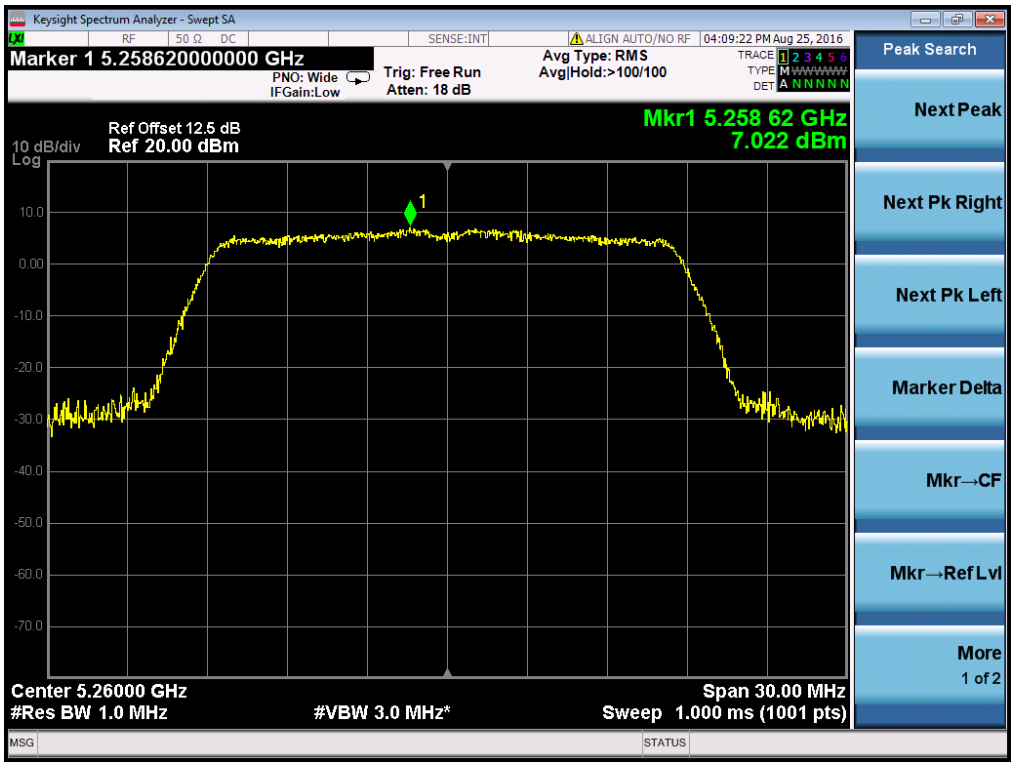

Antenna 1 - 802.11n-HT20 – 5260MHz

Antenna 1 - 802.11n-HT20 – 5300MHz

Antenna 1 - 802.11n-HT20 – 5320MHz

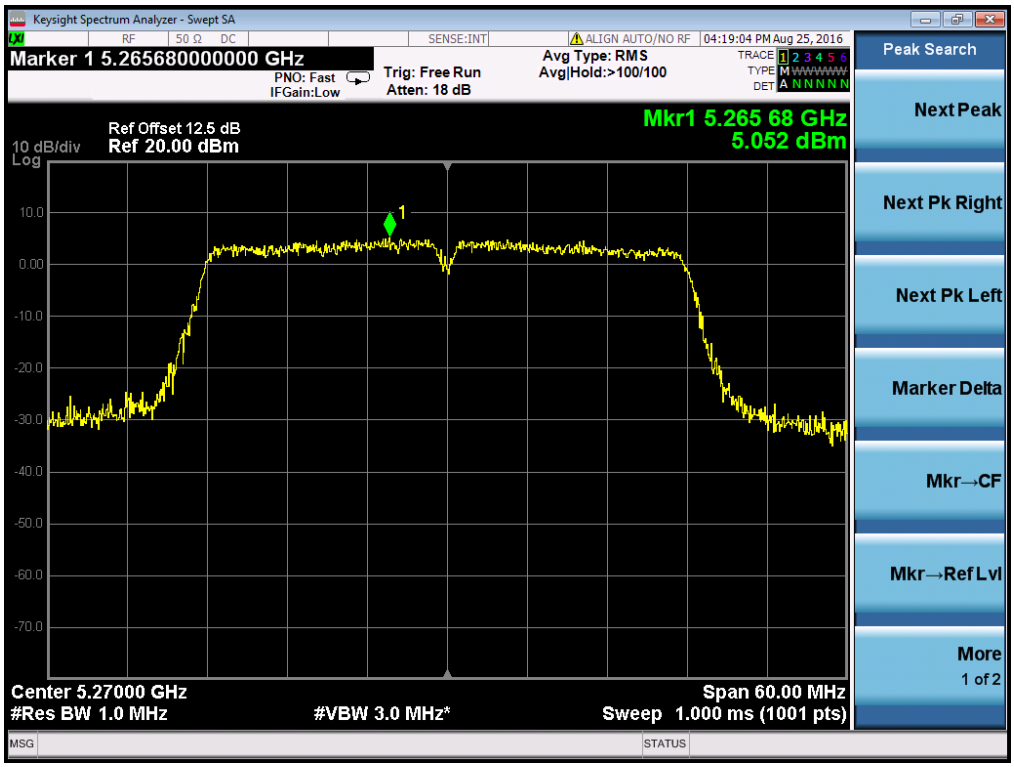

Antenna 1 - 802.11n-HT40 – 5270MHz

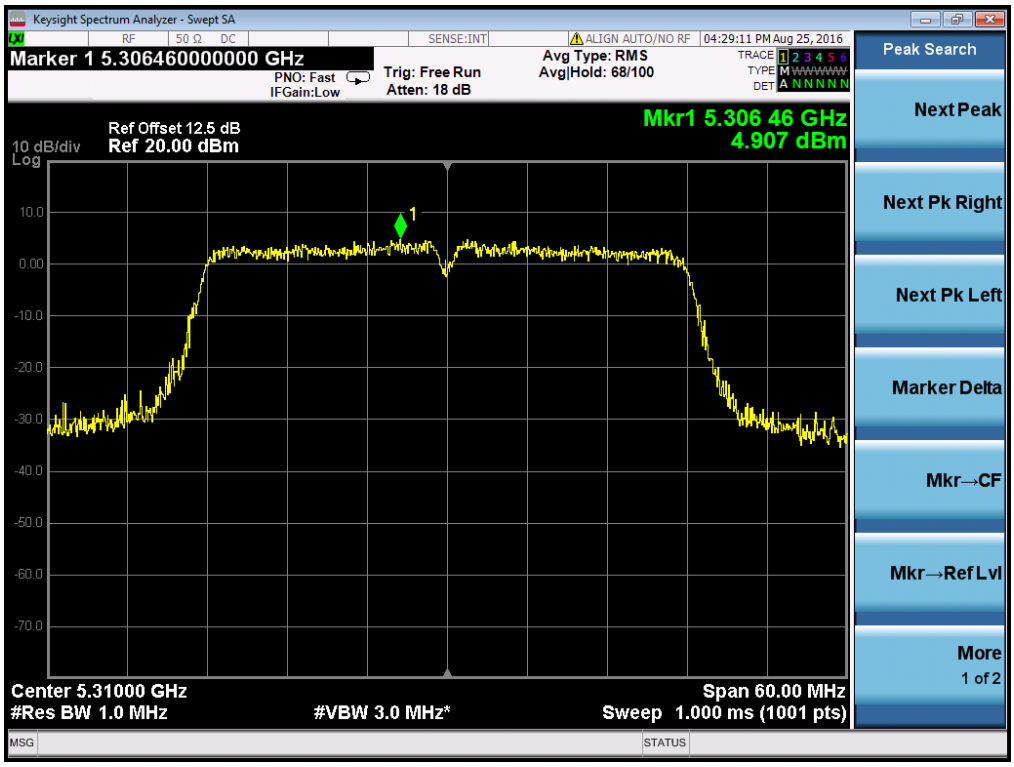

Antenna 1 - 802.11n-HT40 – 5310MHz

Antenna 1 - 802.11ac-VHT20 – 5260MHz

Antenna 1 - 802.11ac-VHT20 – 5300MHz

Antenna 1 - 802.11ac-VHT20 – 5320MHz

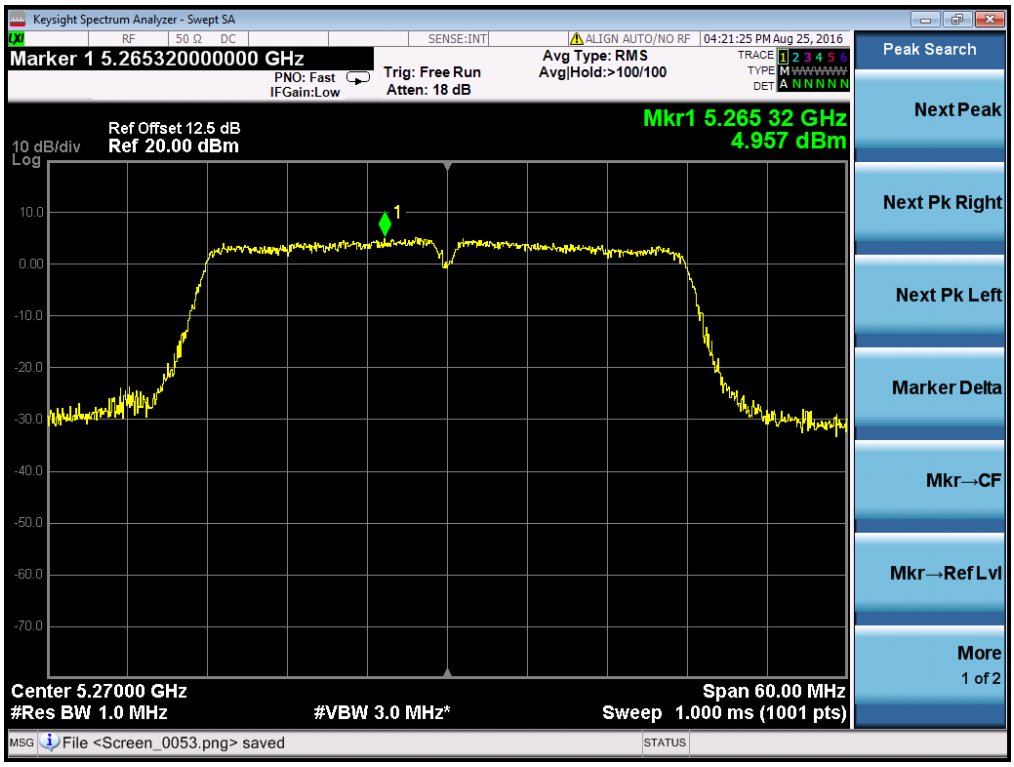

Antenna 1 - 802.11ac-VHT40 – 5270MHz

Antenna 1 - 802.11ac-VHT40 – 5310MHz

Antenna 1 - 802.11ac-VHT80 – 5290MHz

Antenna 1 - 802.11a – 5500MHz

Antenna 1 - 802.11a – 5580MHz

Antenna 1 - 802.11a – 5700MHz

Antenna 1 - 802.11n-HT20 – 5500MHz

Antenna 1 - 802.11n-HT20 – 5580MHz

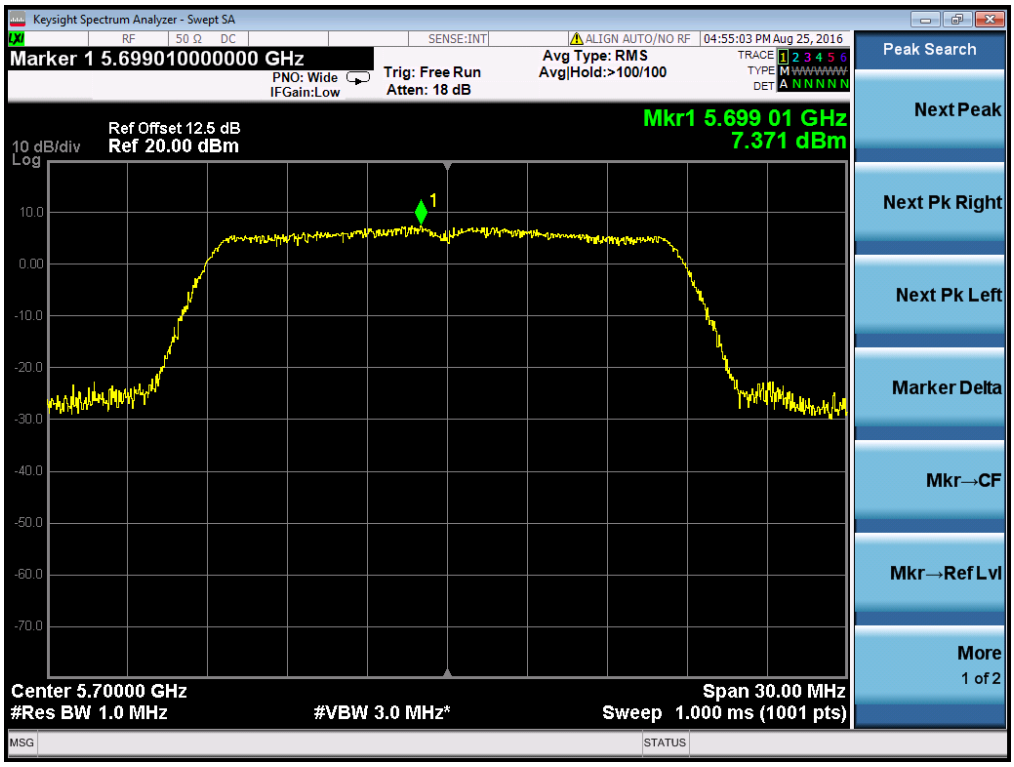

Antenna 1 - 802.11n-HT20 – 5700MHz

Antenna 1 - 802.11n-HT40 – 5510MHz

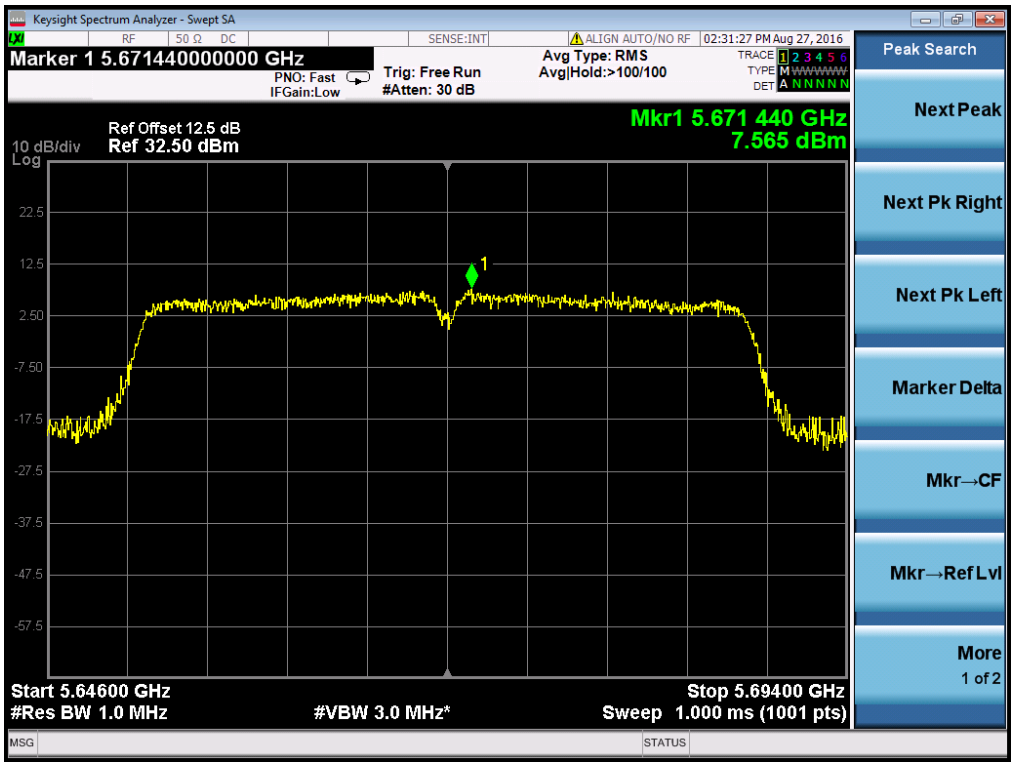

Antenna 1 - 802.11n-HT40 – 5670MHz

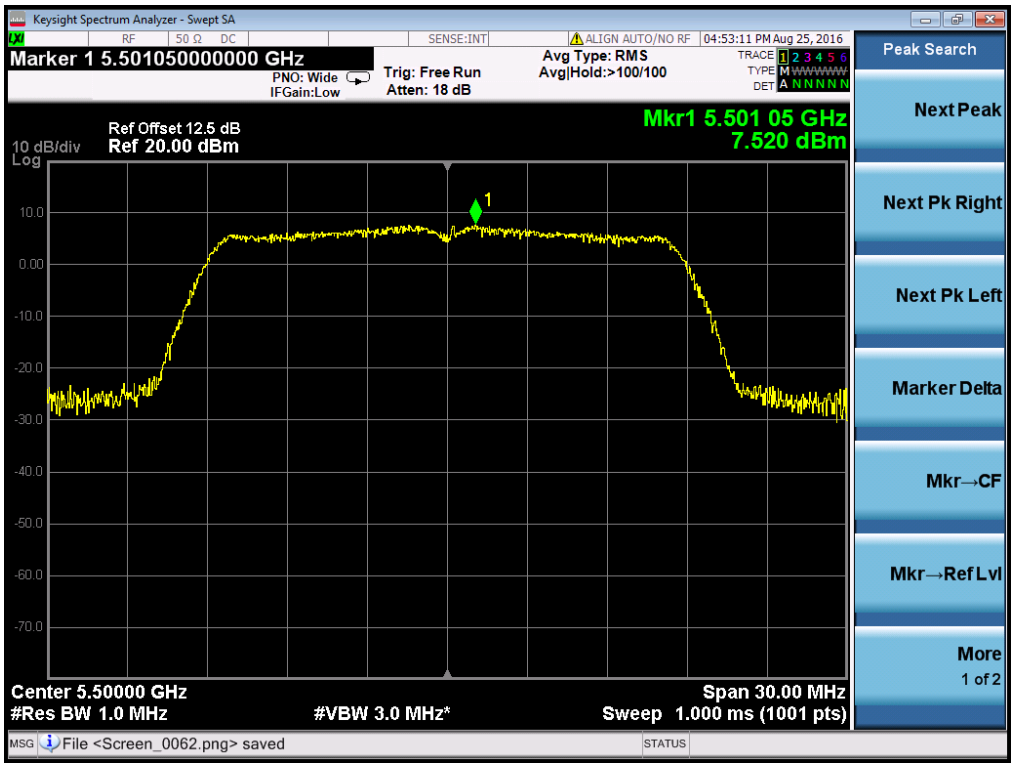

Antenna 1 - 802.11ac-VHT20 – 5500MHz

Antenna 1 - 802.11ac-VHT20 – 5580MHz

Antenna 1 - 802.11ac-VHT20 – 5700MHz

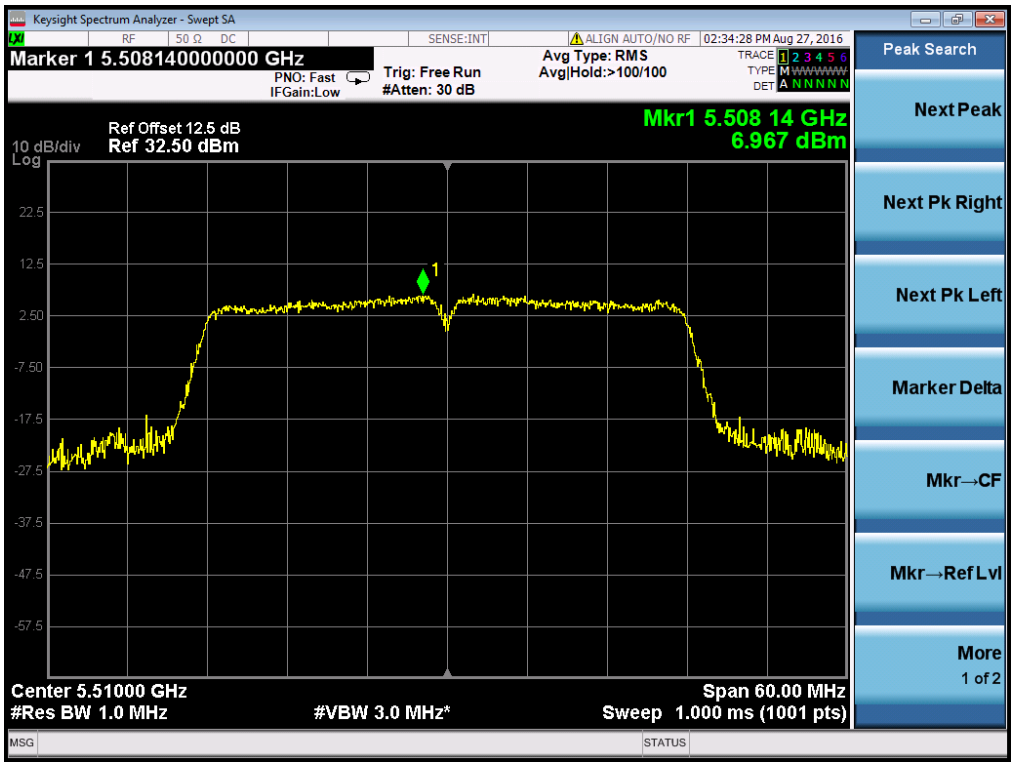

Antenna 1 - 802.11ac-VHT40 – 5510MHz

Antenna 1 - 802.11ac-VHT40 – 5670MHz

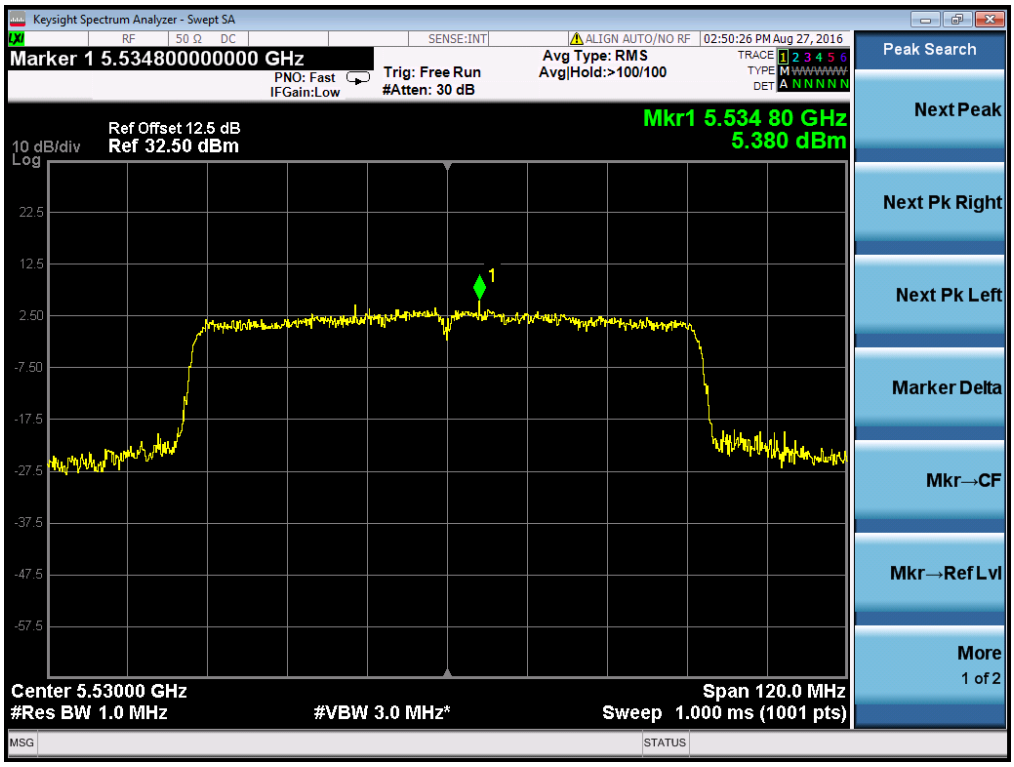

Antenna 1 - 802.11ac-VHT80 – 5530MHz

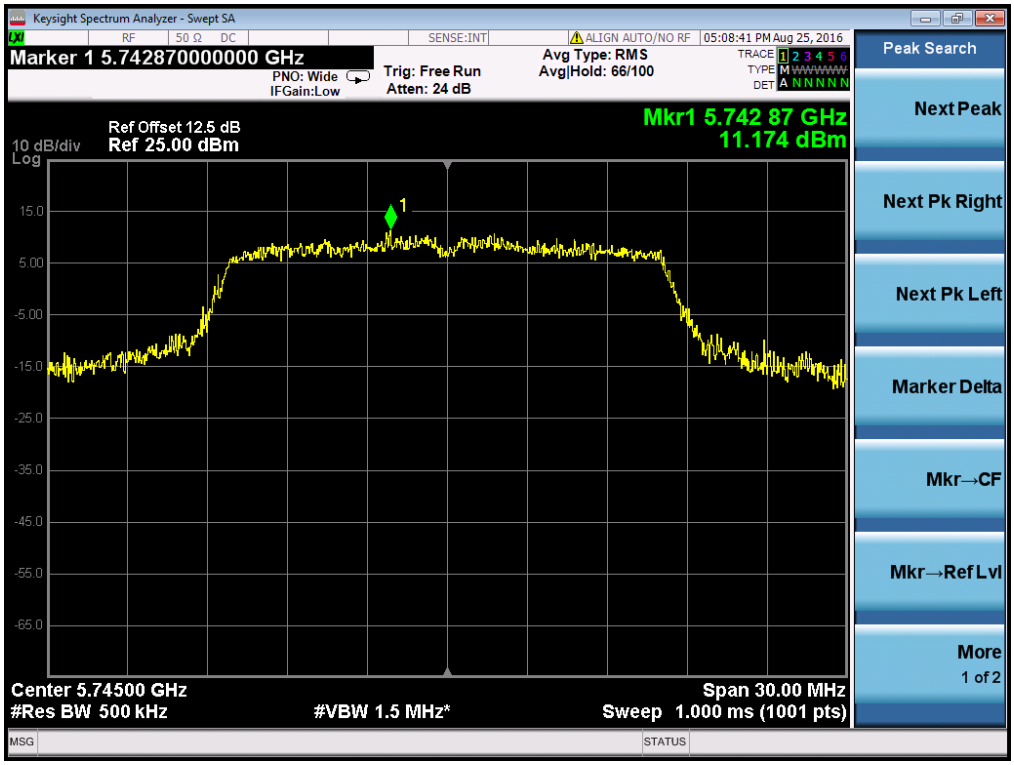

Antenna 1 - 802.11a – 5745MHz

Antenna 1 - 802.11a – 5785MHz

Antenna 1 - 802.11a – 5825MHz

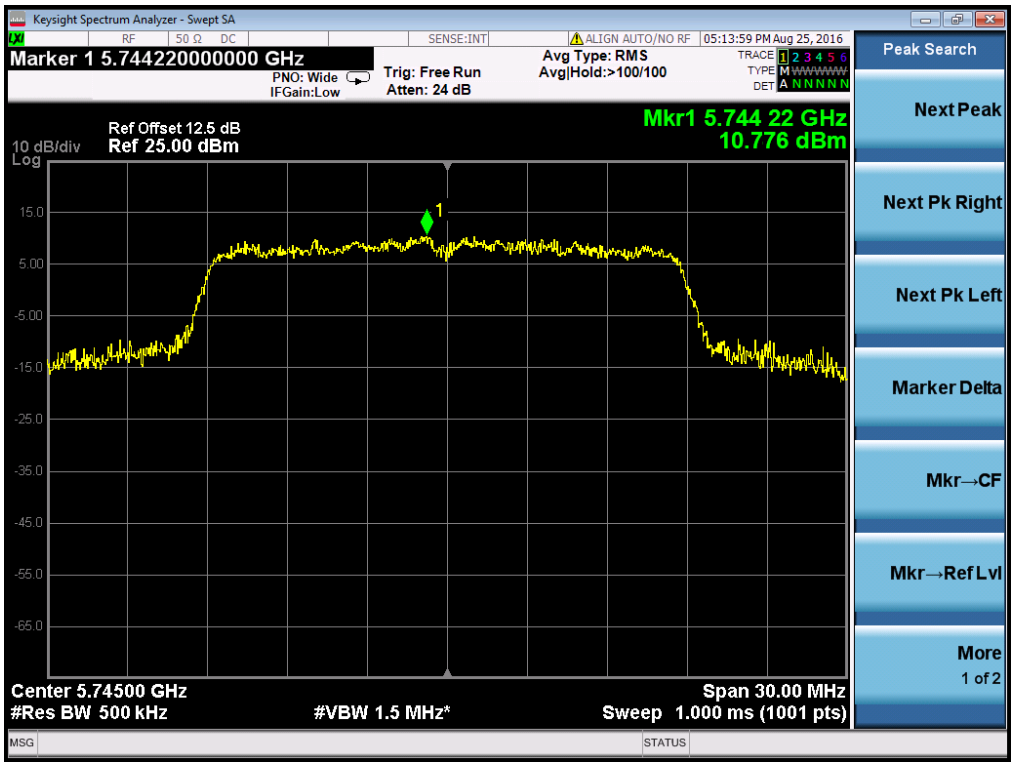

Antenna 1 - 802.11n-HT20 – 5745MHz

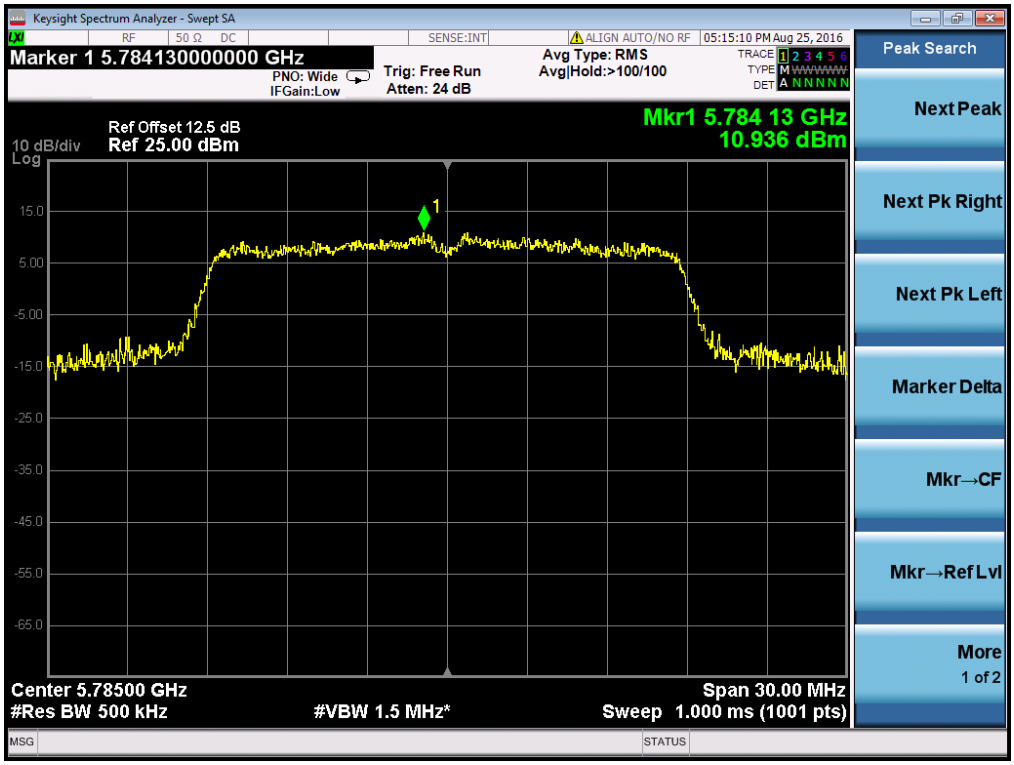

Antenna 1 - 802.11n-HT20 – 5785MHz

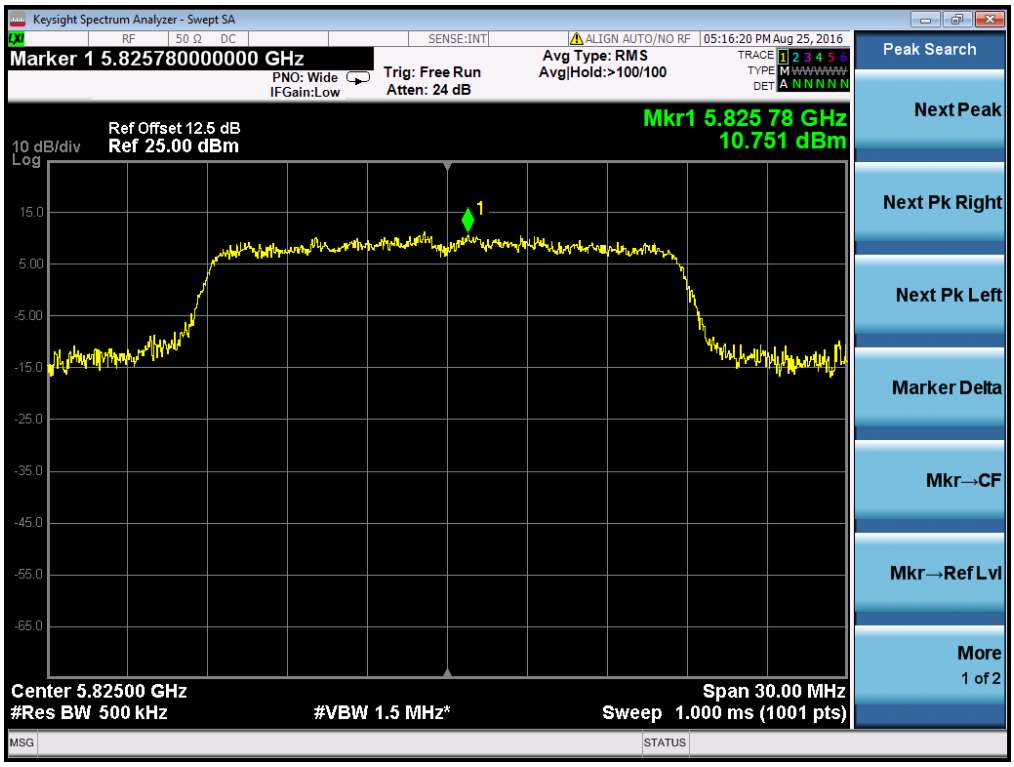

Antenna 1 - 802.11n-HT20 – 5825MHz

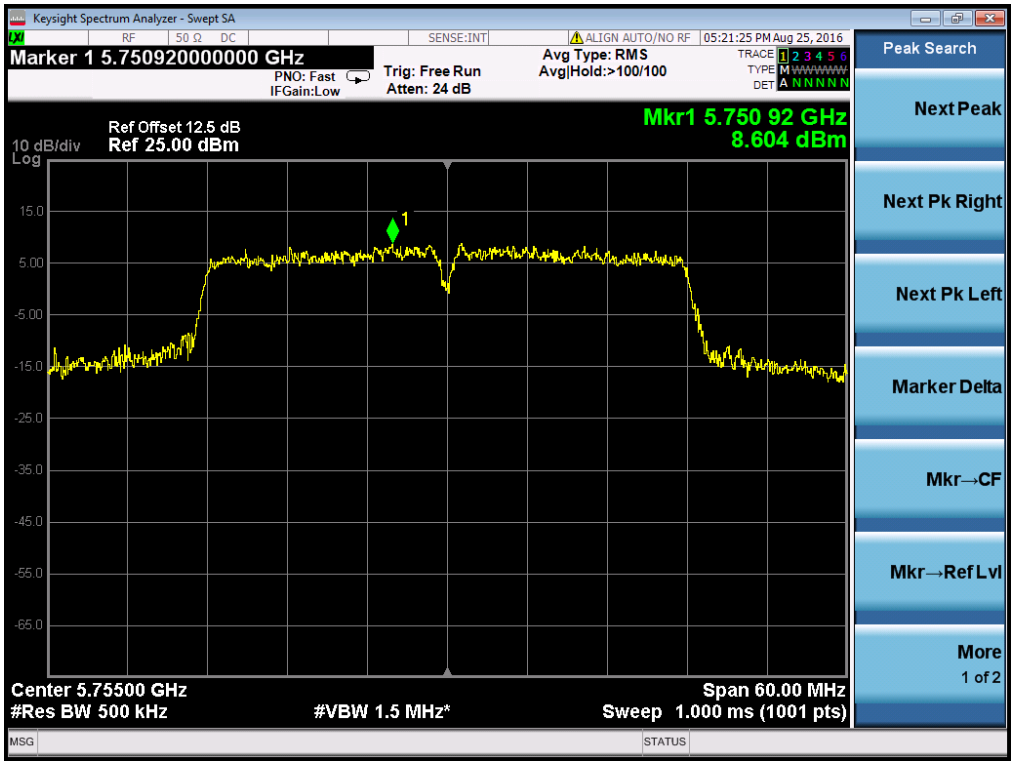

Antenna 1 - 802.11n-HT40 – 5755MHz

Antenna 1 - 802.11n-HT40 – 5795MHz

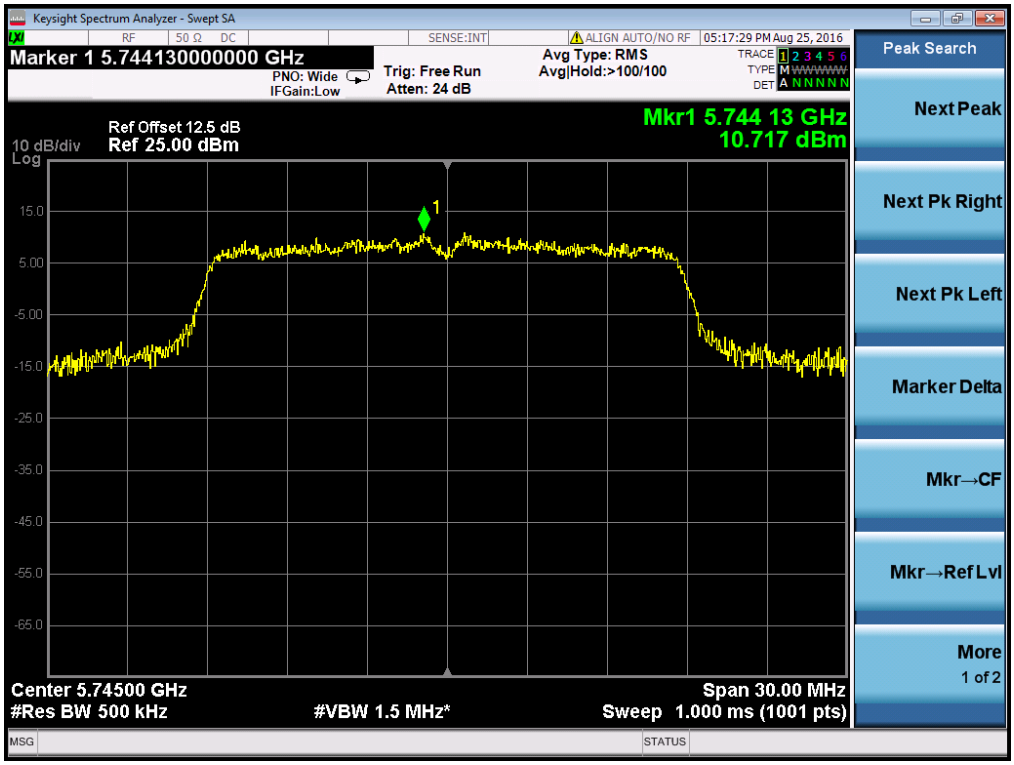

Antenna 1 - 802.11ac-VHT20 – 5745MHz

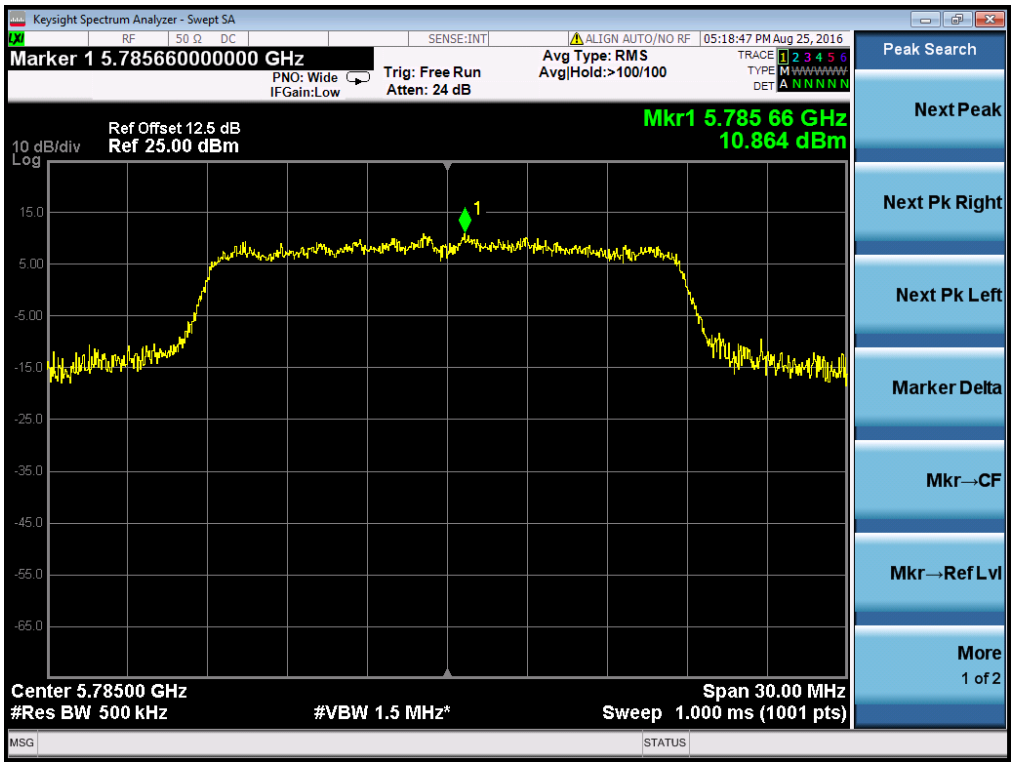

Antenna 1 - 802.11ac-VHT20 – 5785MHz

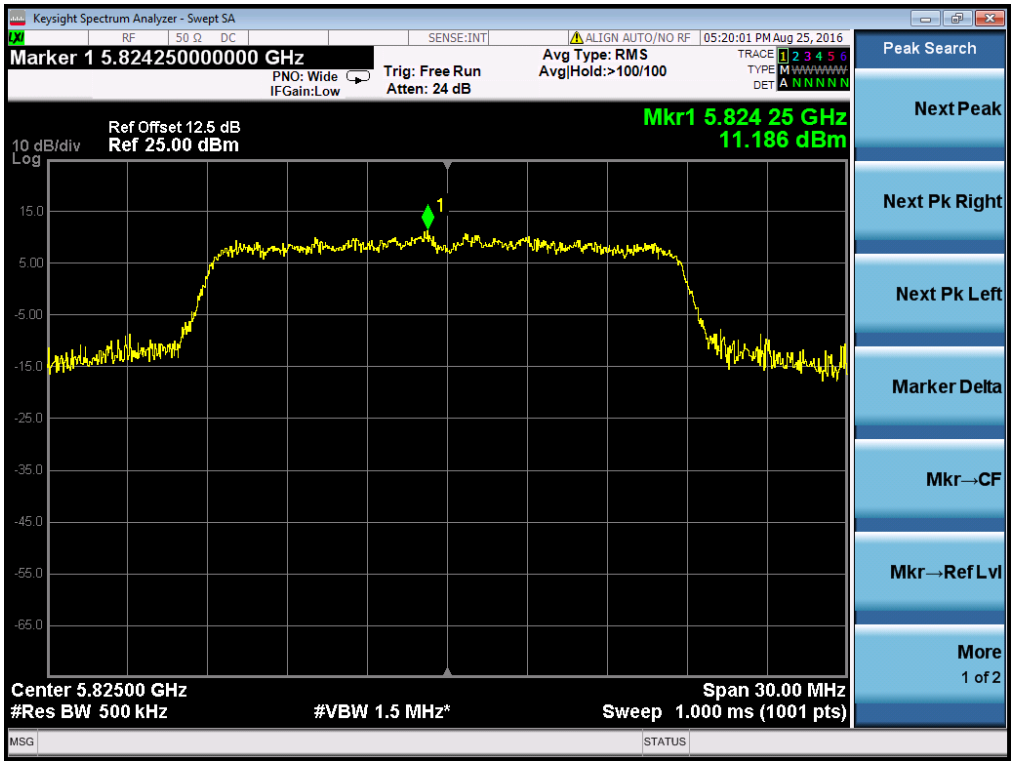

Antenna 1 - 802.11ac-VHT20 – 5825MHz

Antenna 1 - 802.11ac-VHT40 – 5755MHz

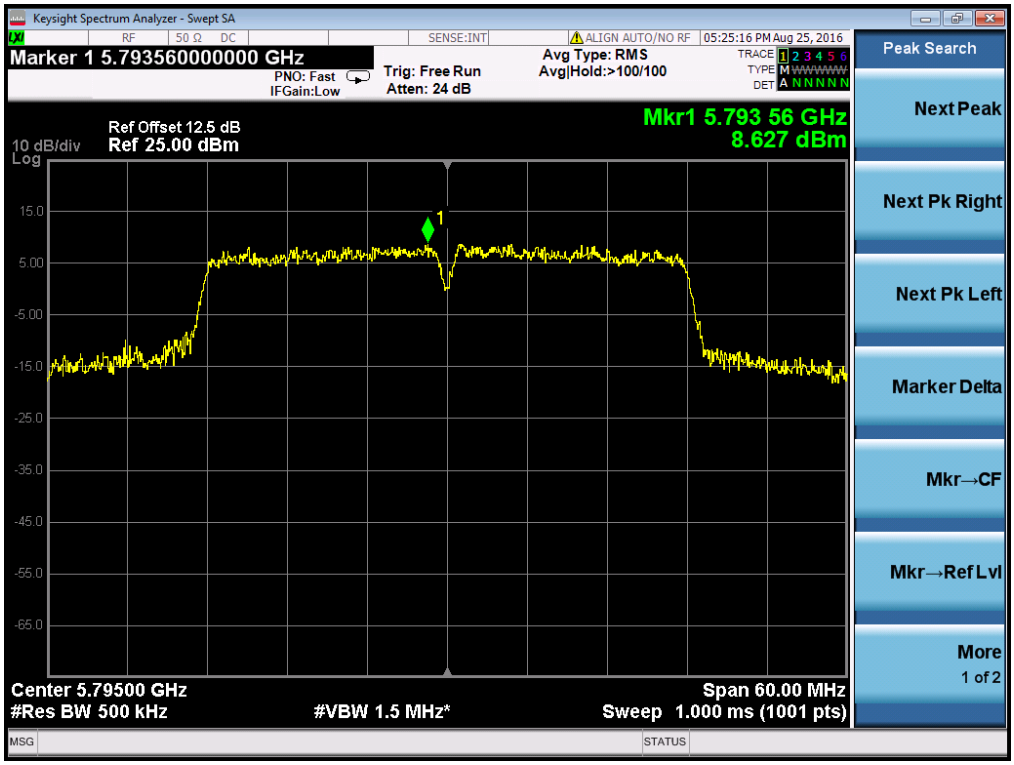

Antenna 1 - 802.11ac-VHT40 – 5795MHz

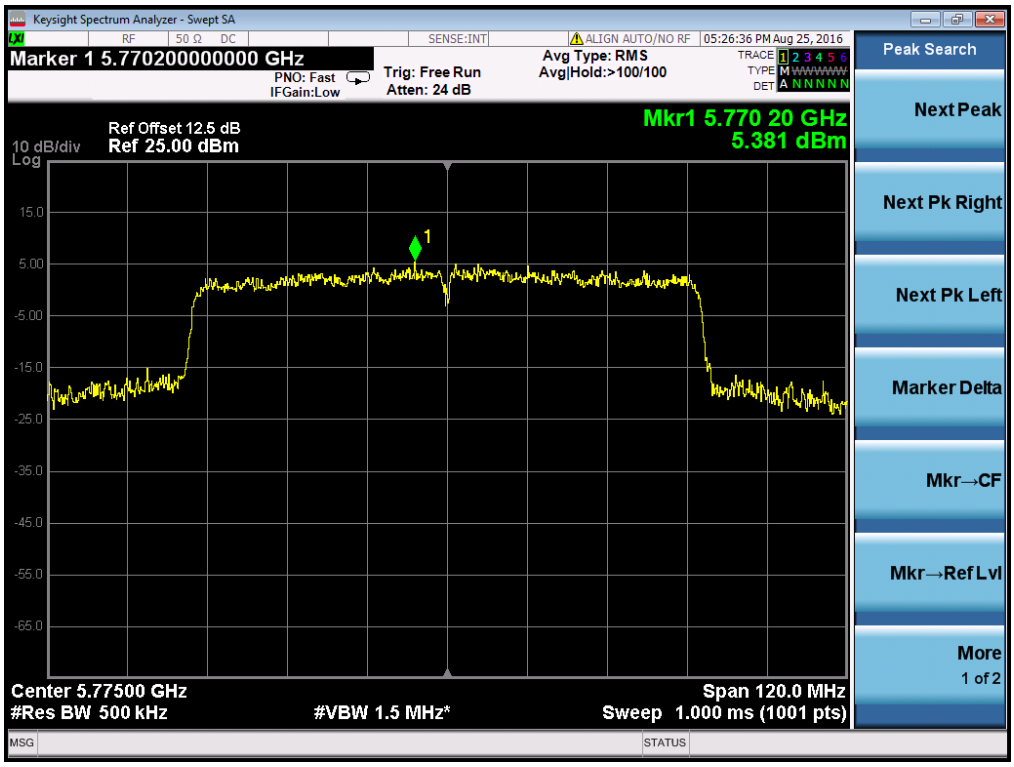

Antenna 1 - 802.11ac-VHT80 – 5775MHz

EIRP PSD

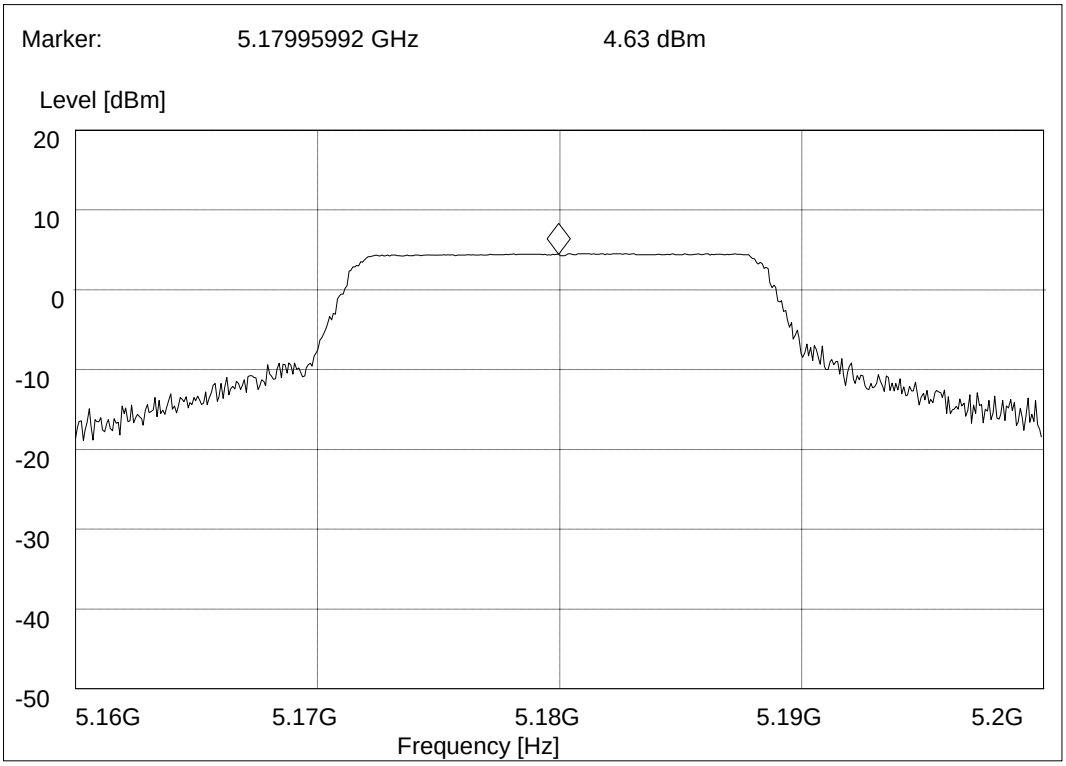

802.11a – 5180MHz – Ant.0

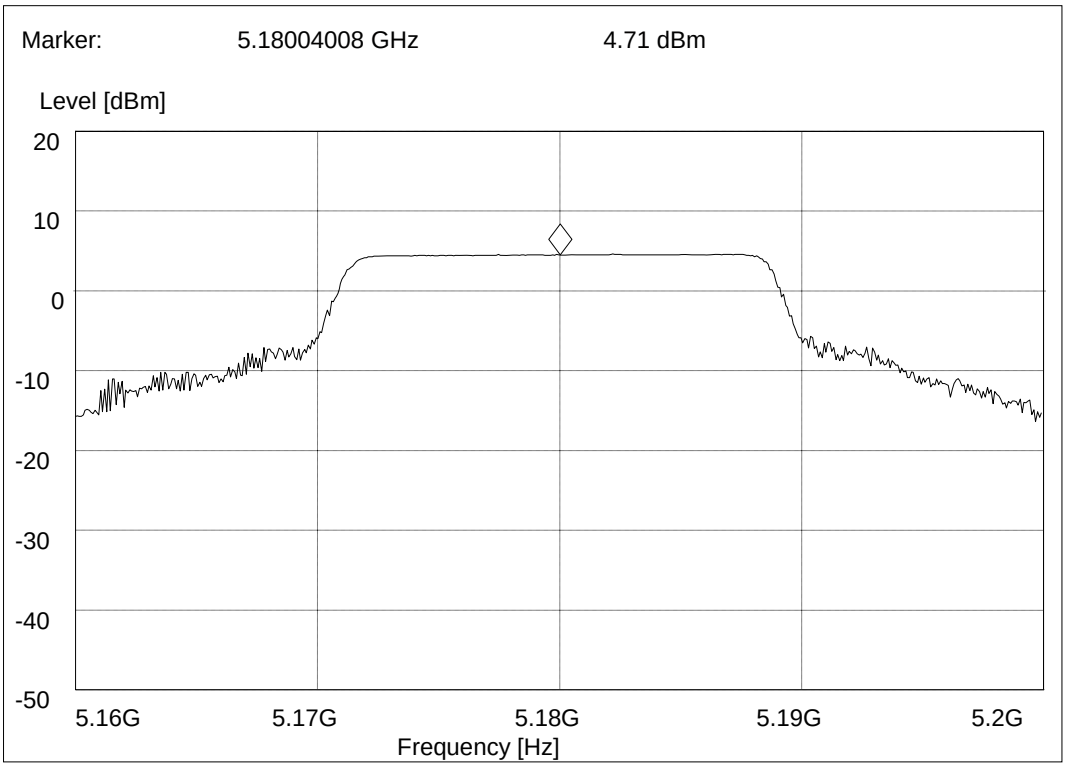

802.11a – 5180MHz – Ant.1

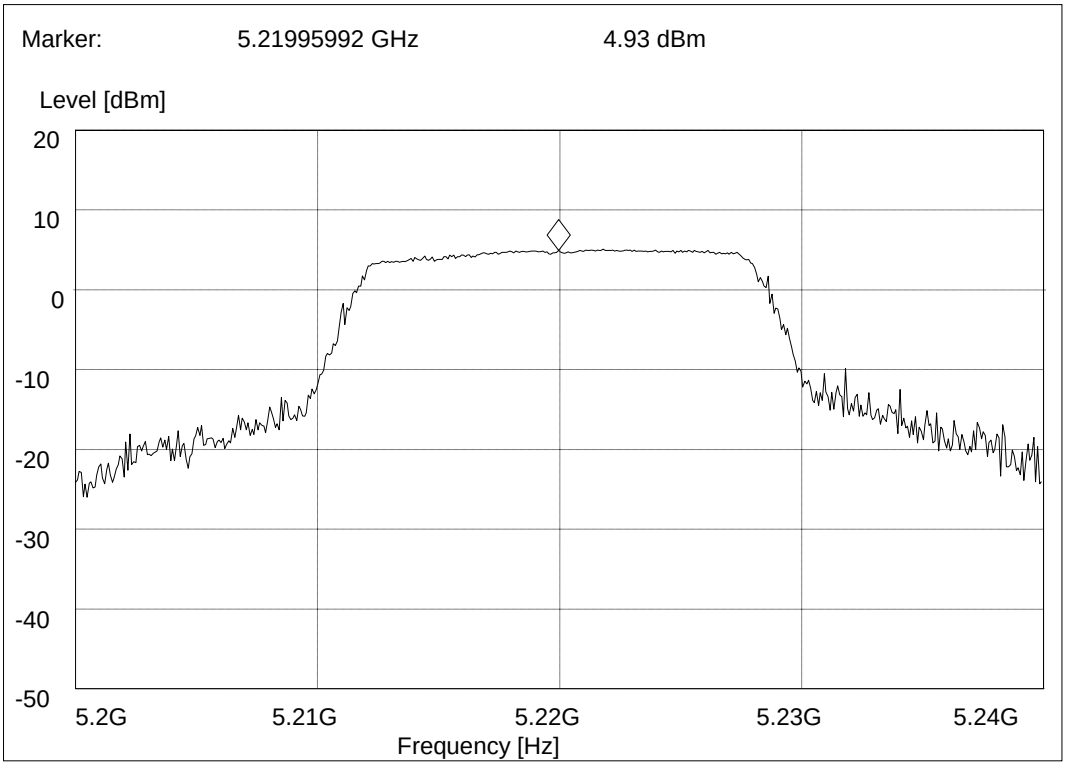

802.11a – 5220MHz– Ant.0

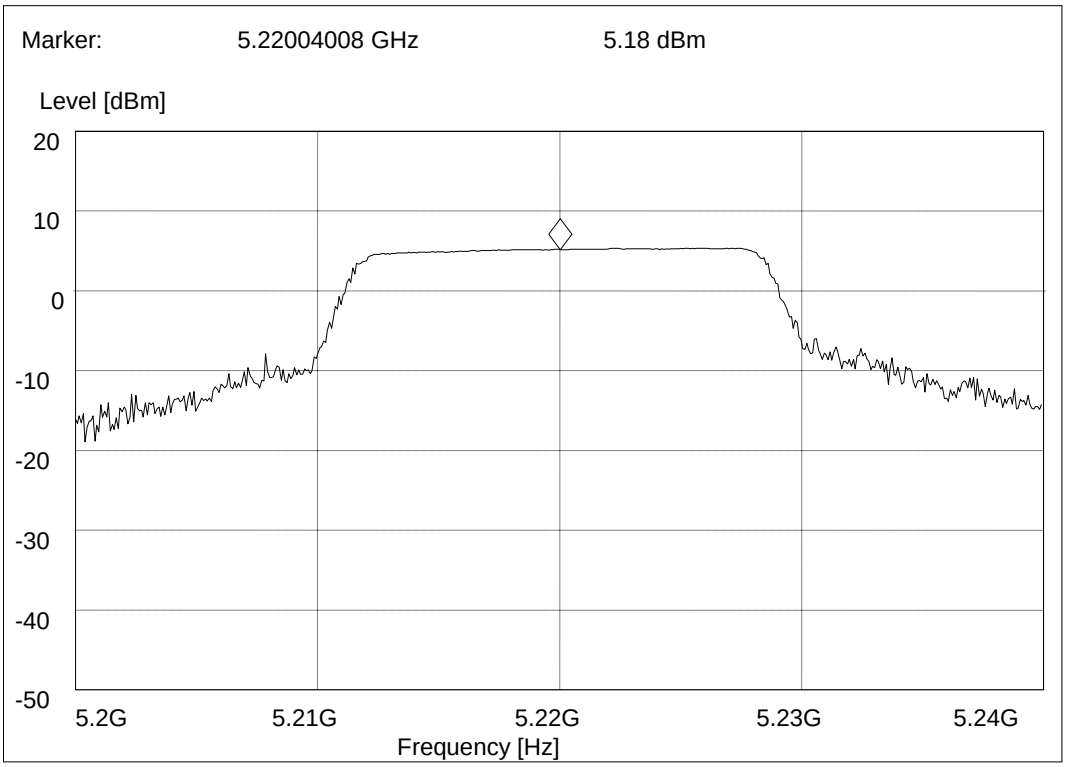

802.11a – 5220MHz – Ant.1

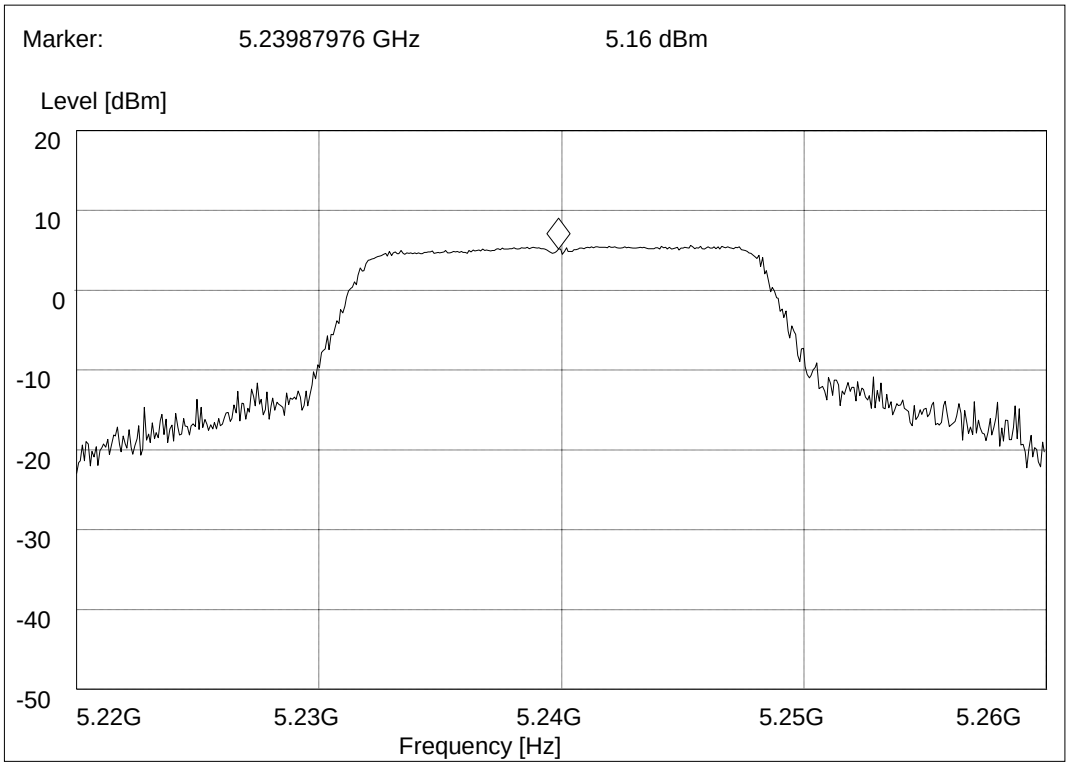

802.11a – 5240MHz – Ant.0

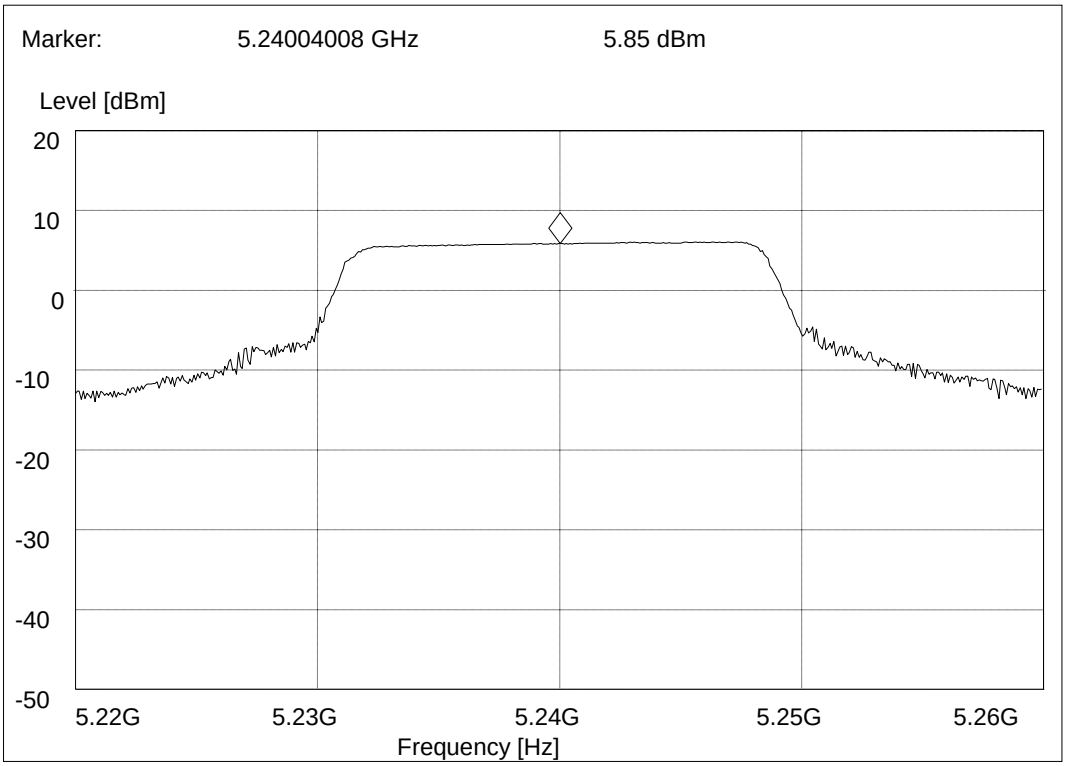

802.11a – 5240MHz – Ant.1

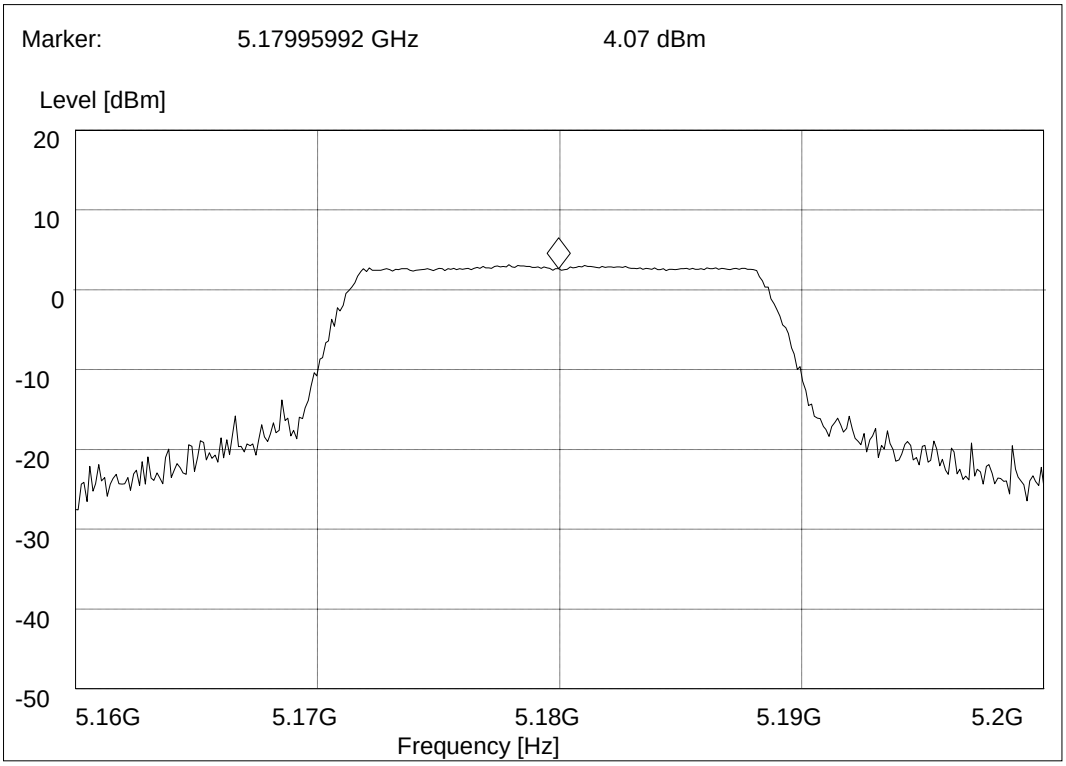

802.11n-HT20 – 5180MHz – Ant.0

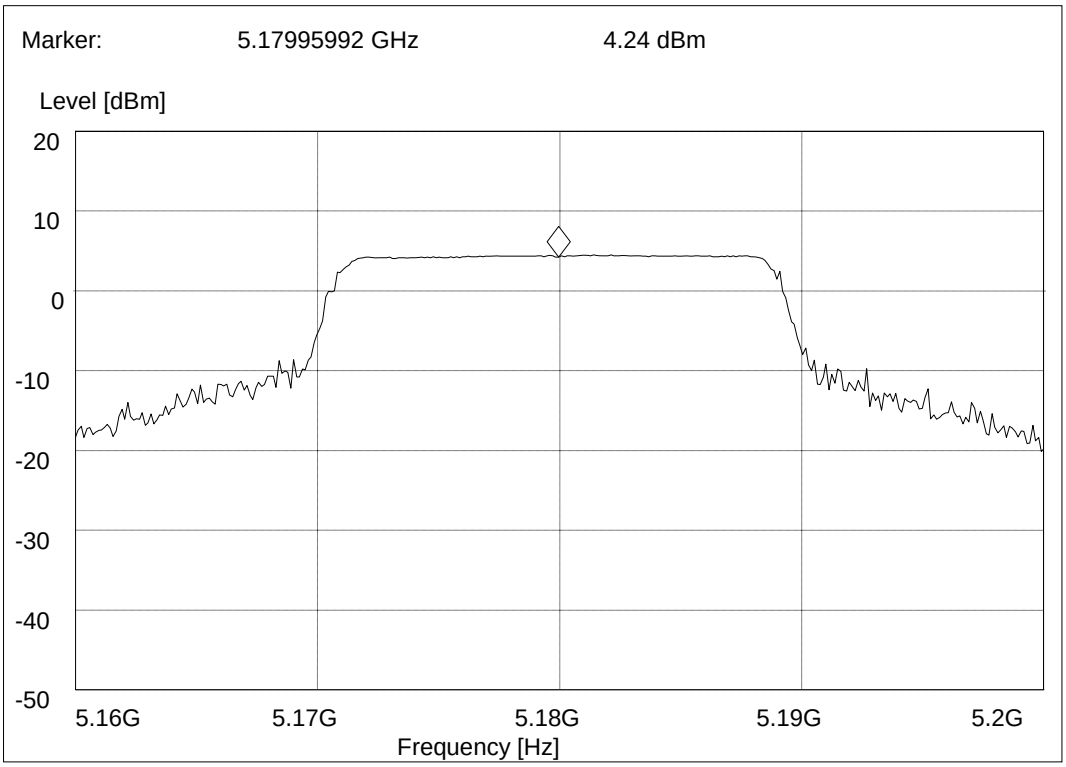

802.11n-HT20 – 5180MHz – Ant.1

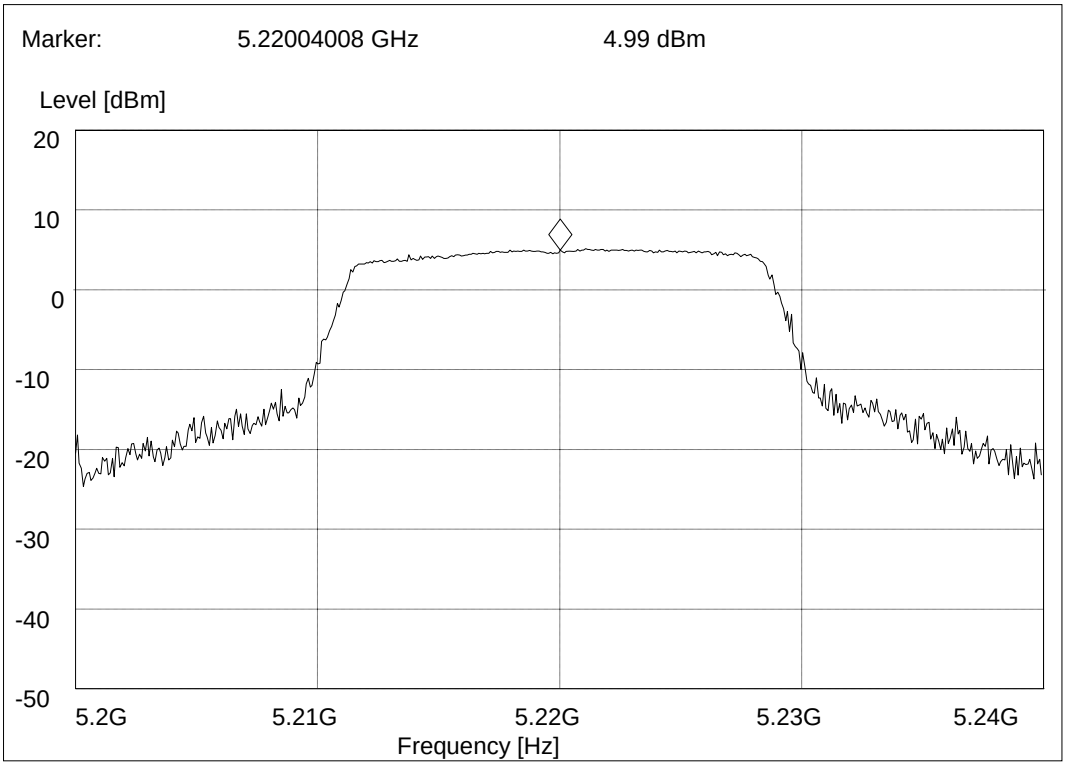

802.11n-HT20 – 5220MHz – Ant.0

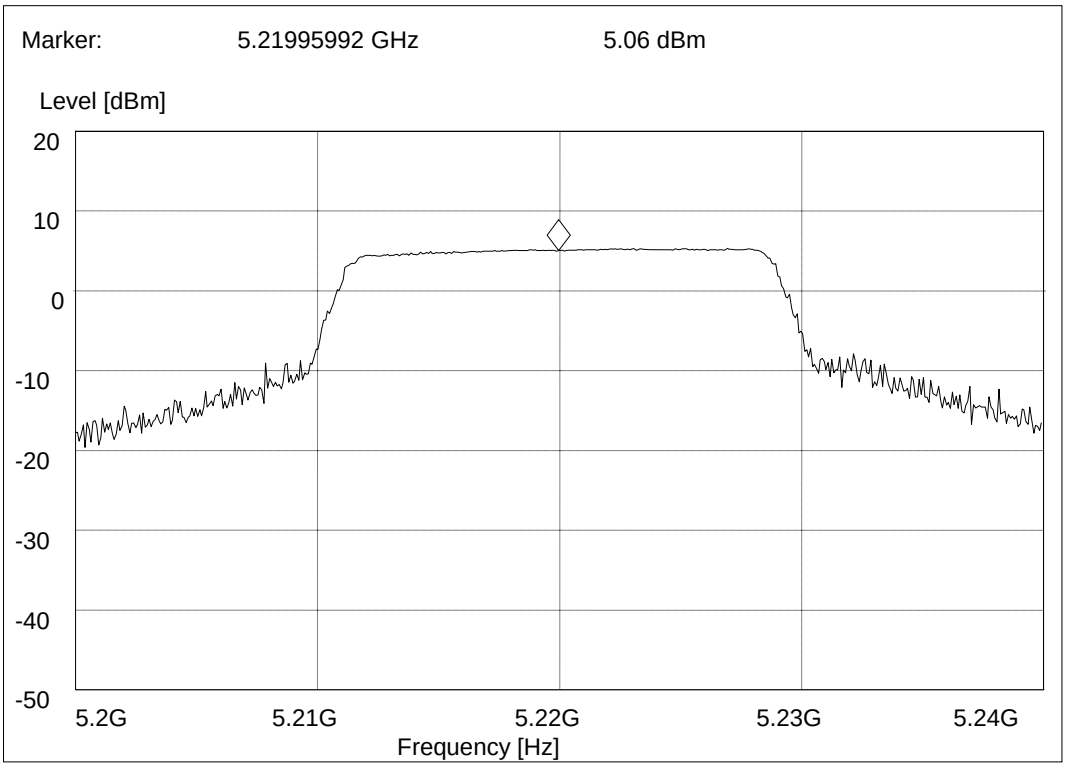

802.11n-HT20 – 5220MHz – Ant.1

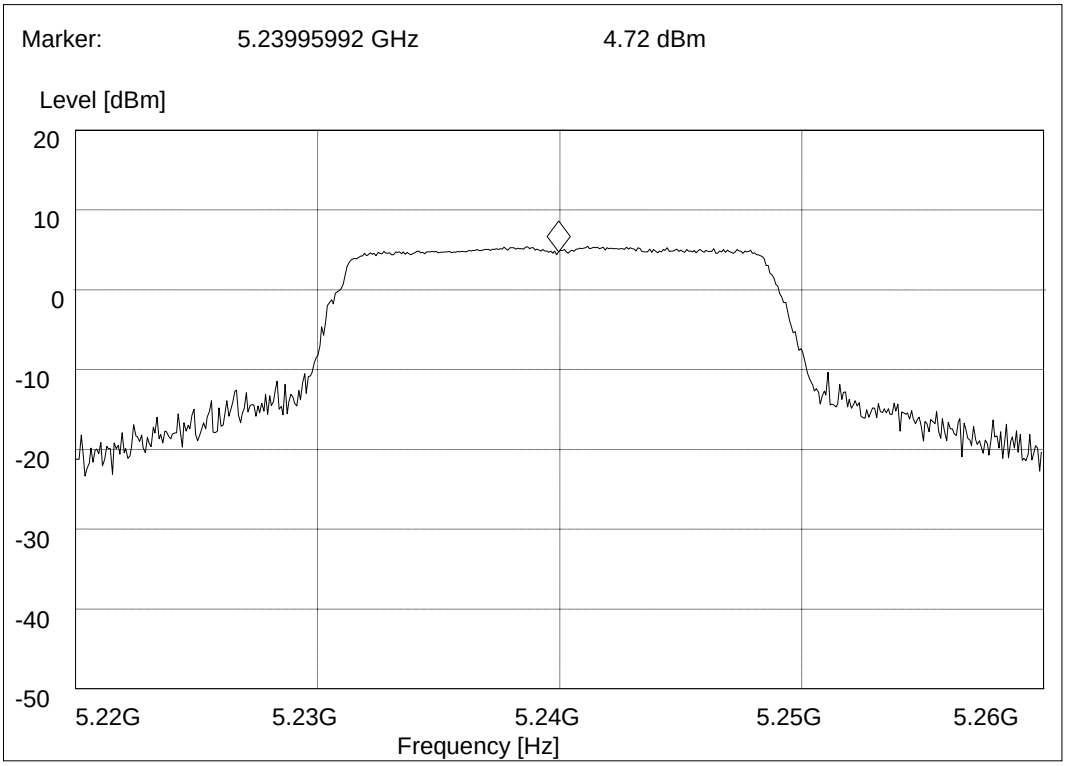

802.11n-HT20 – 5240MHz –Ant.0

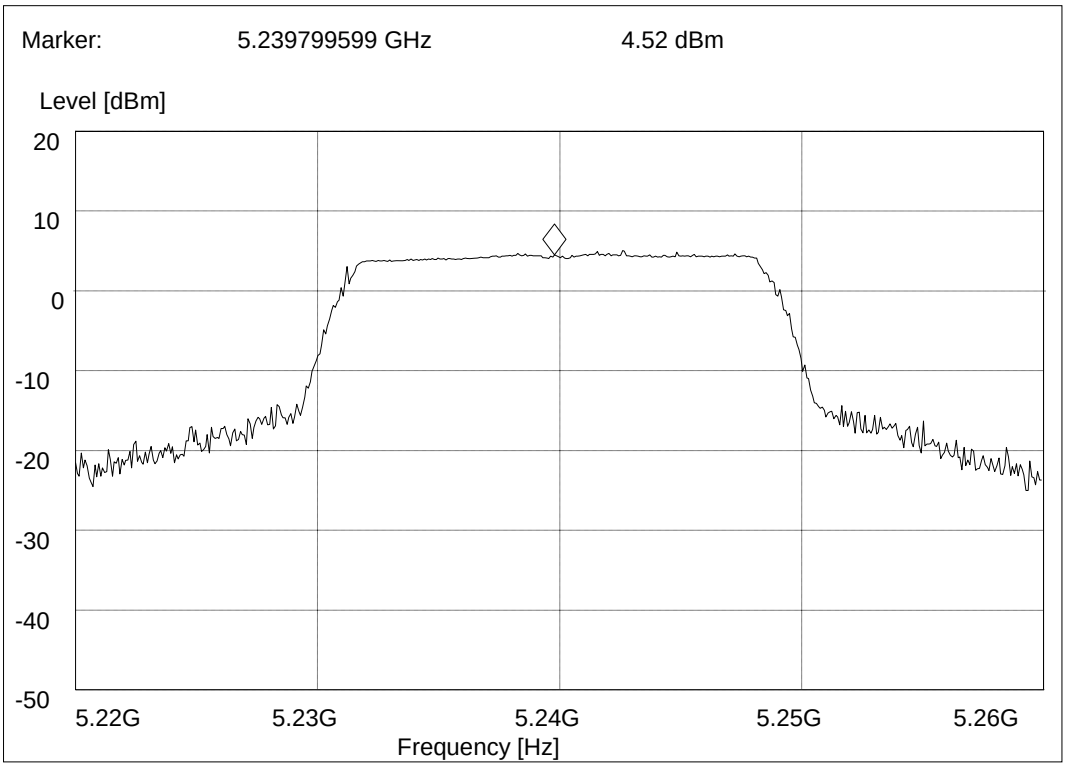

802.11n-HT20 – 5240MHz –Ant.1

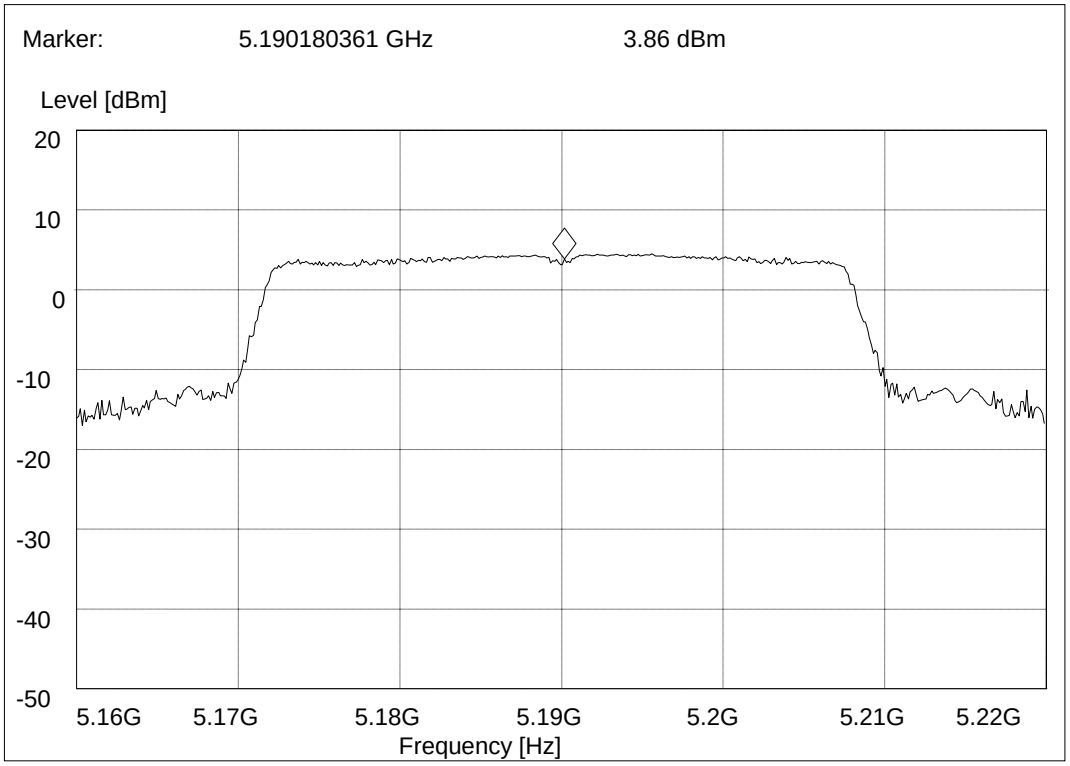

802.11n-HT40 – 5190MHz –Ant.0

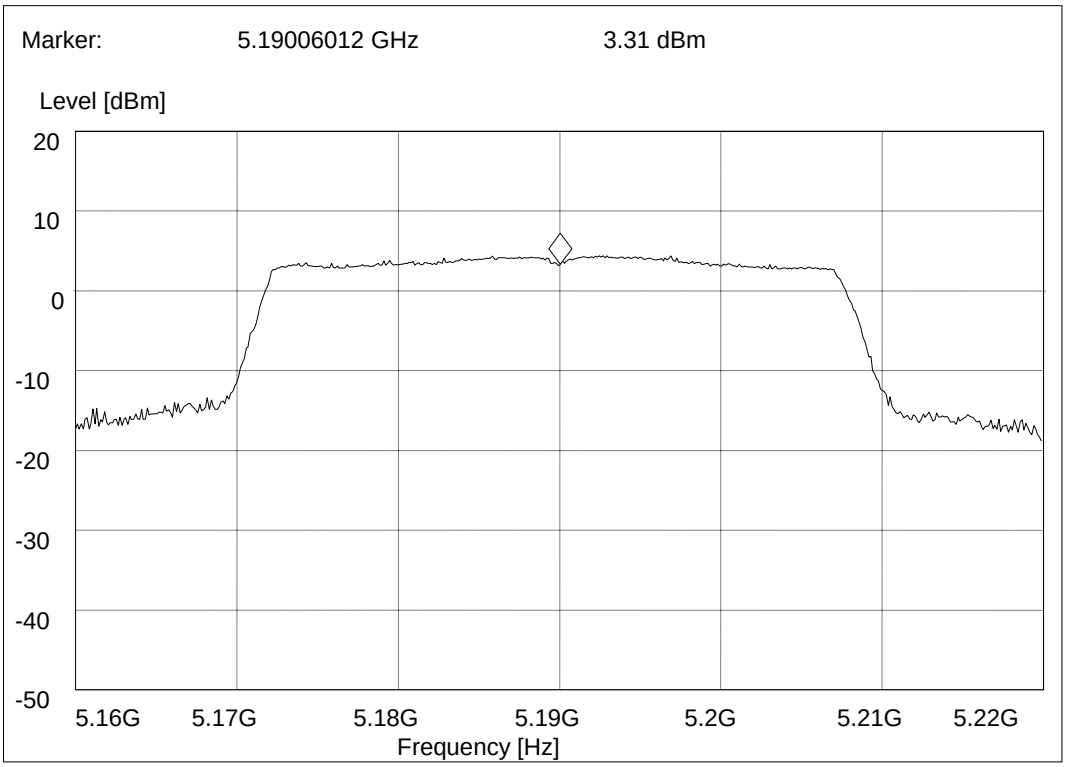

802.11n-HT40 – 5190MHz –Ant.1

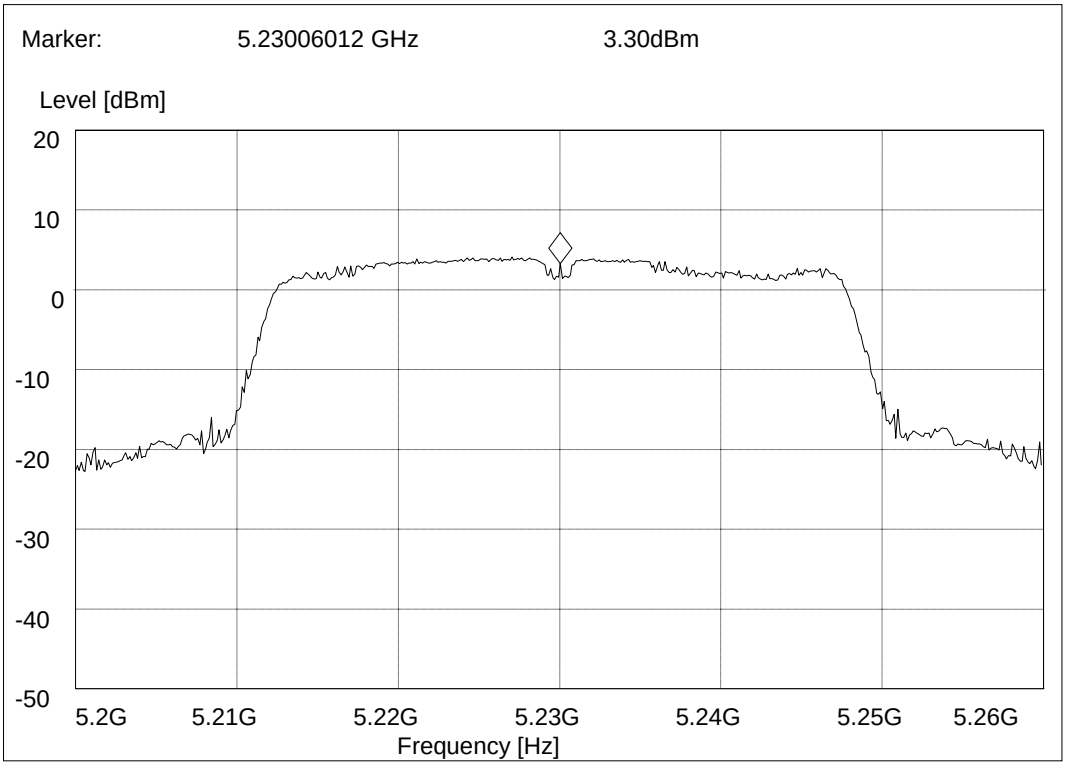

802.11n-HT40 – 5230MHz –Ant.0

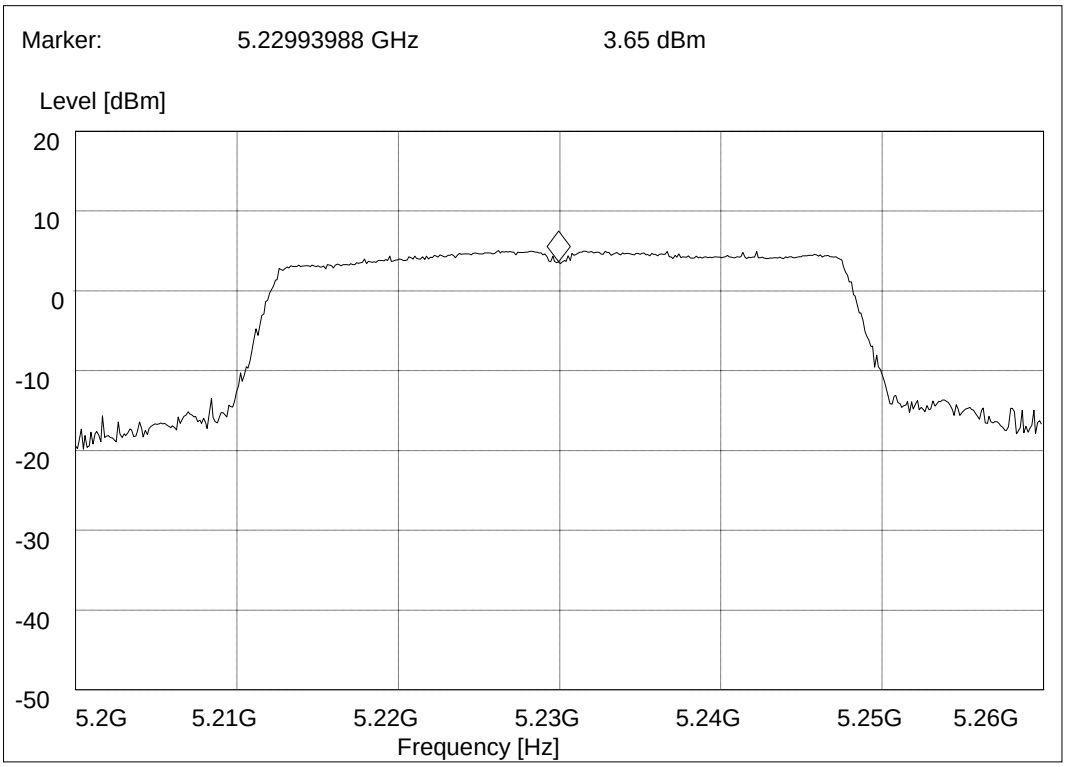

802.11n-HT40 – 5230MHz –Ant.1

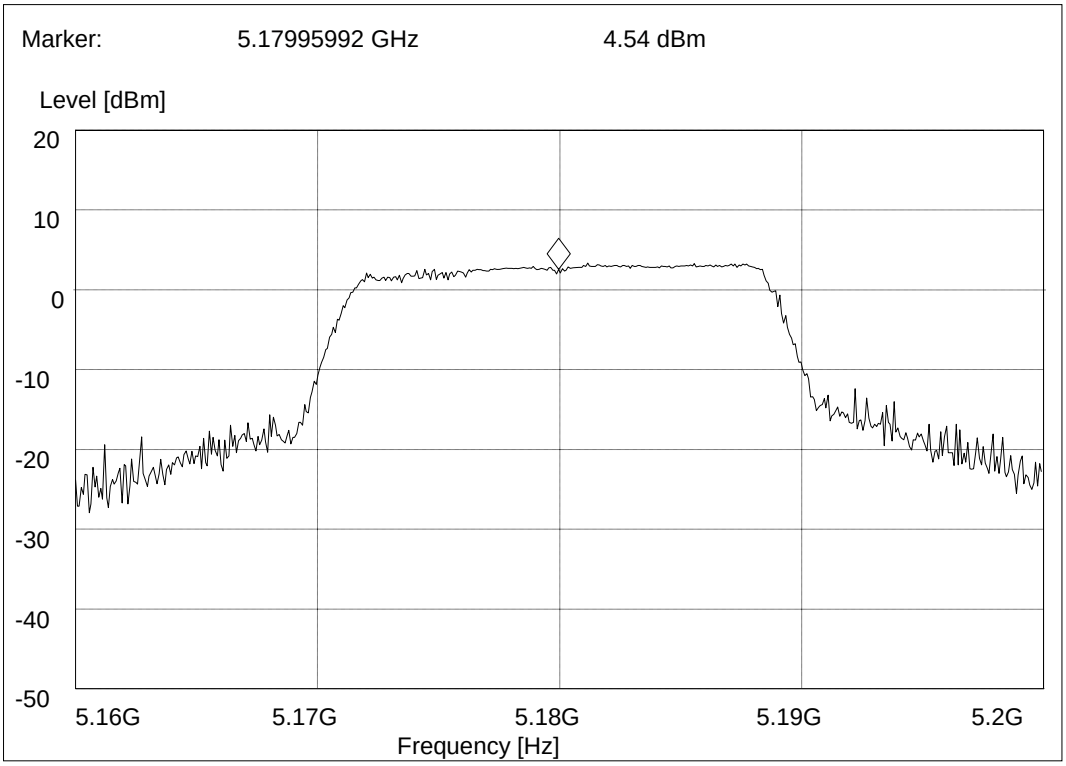

802.11ac-VHT20 – 5180MHz –Ant.0

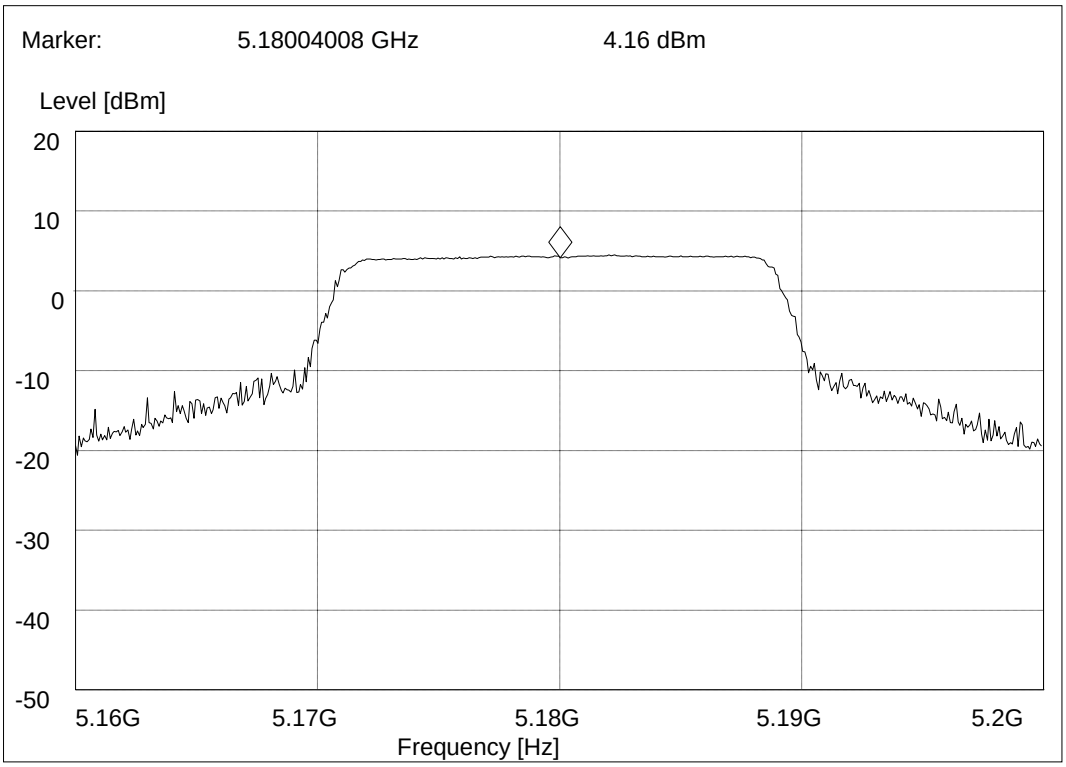

802.11ac-VHT20 – 5180MHz –Ant.1

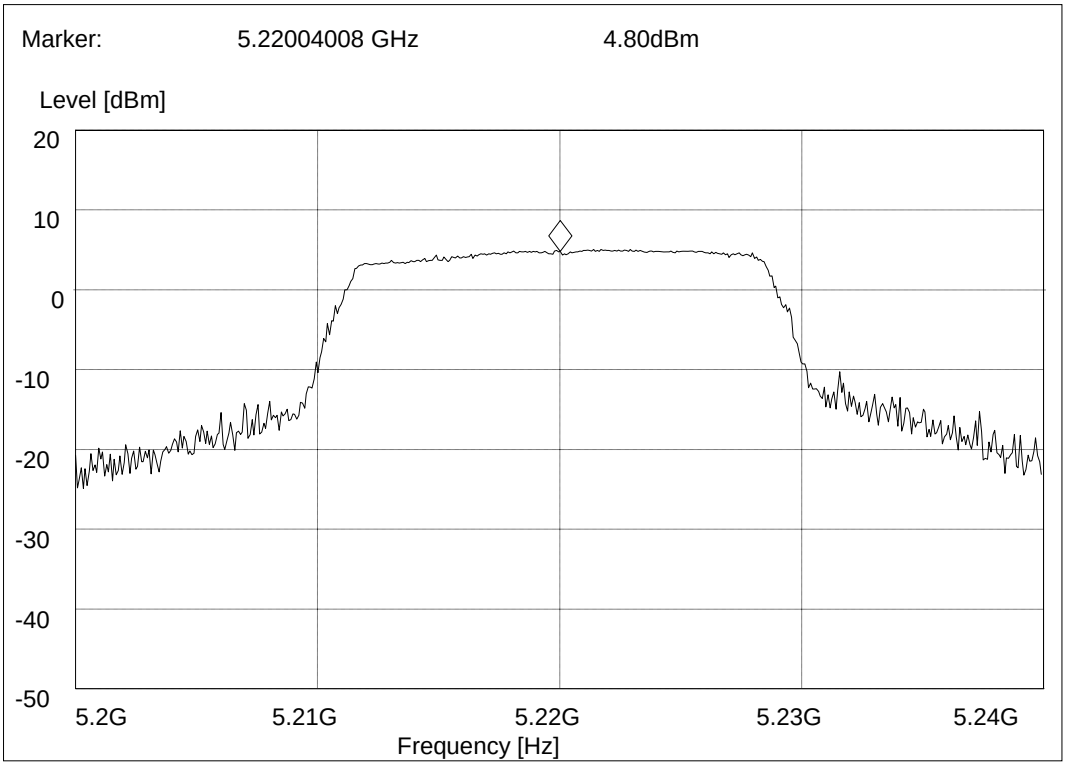

802.11ac-VHT20 – 5220MHz –Ant.0

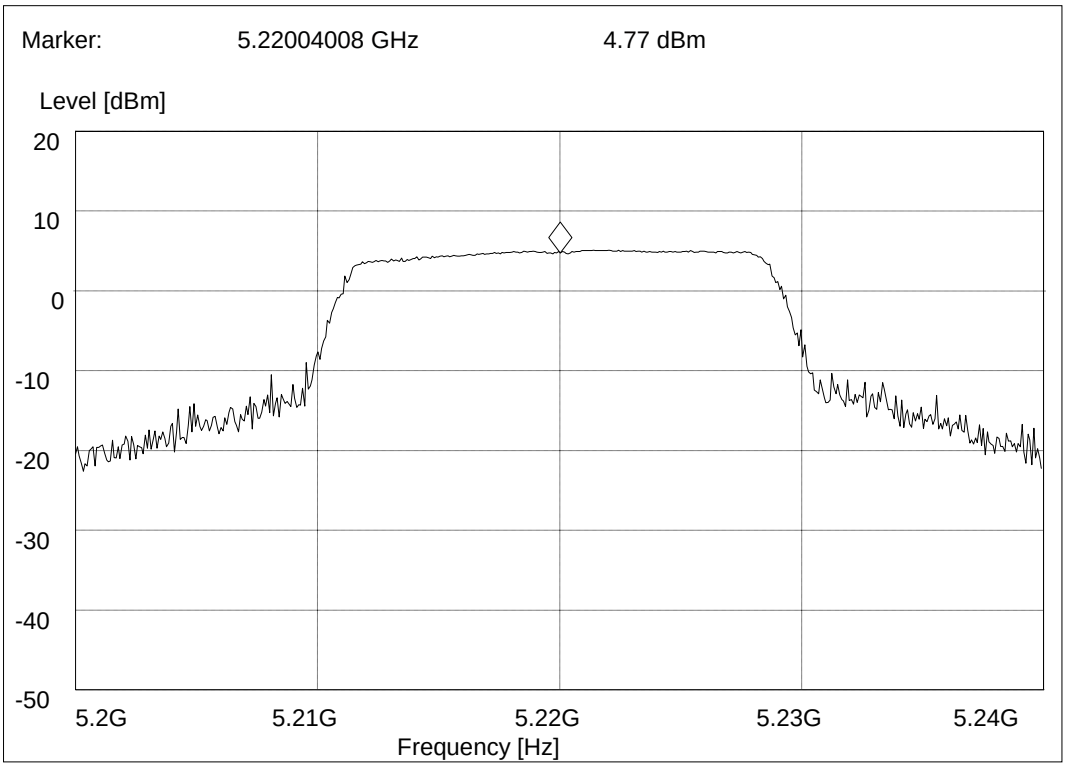

802.11ac-VHT20 – 5220MHz –Ant.1

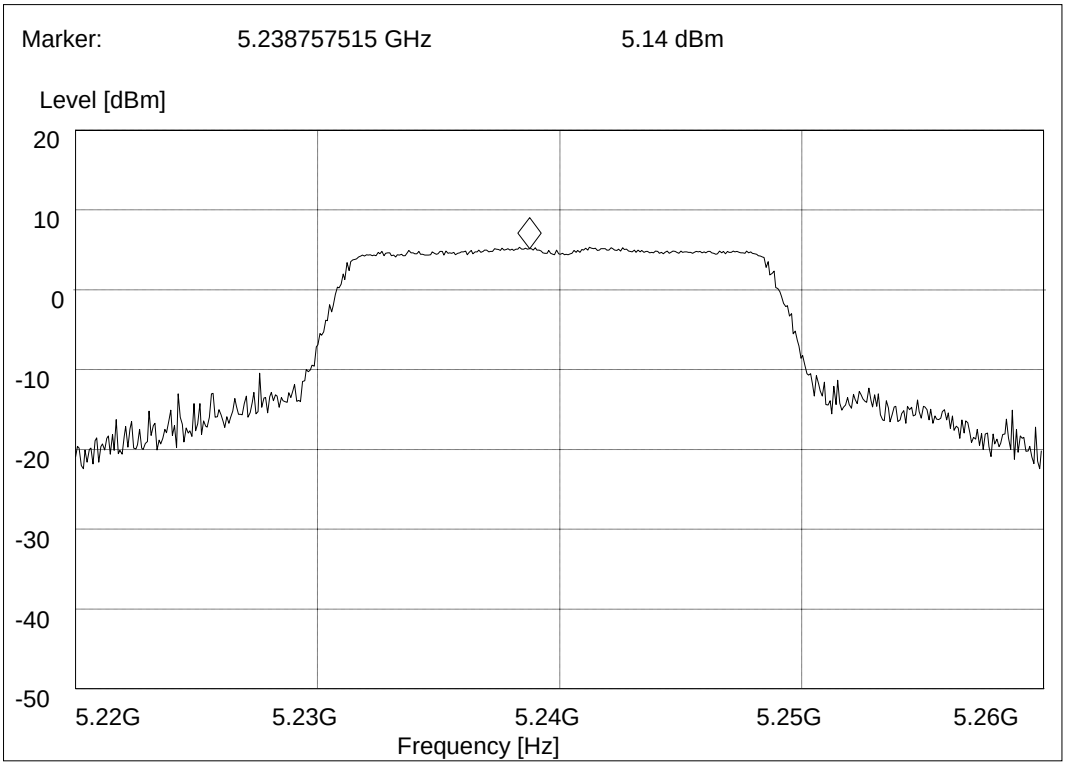

802.11ac-VHT20 – 5240MHz –Ant.0

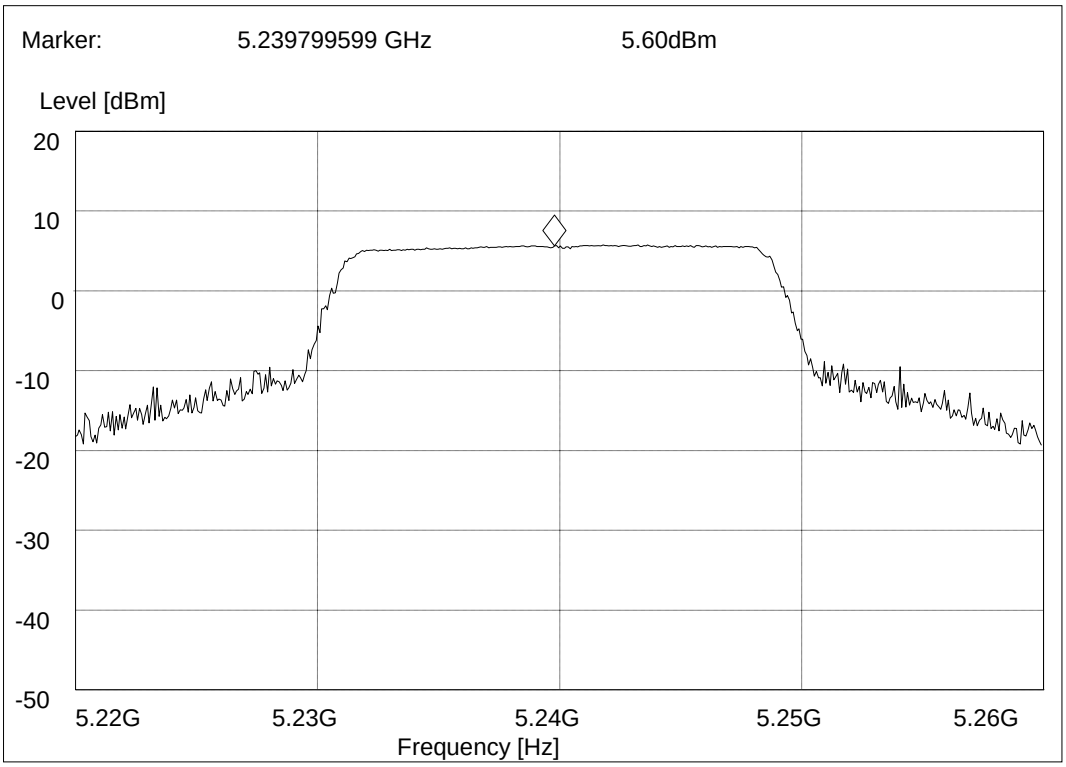

802.11ac-VHT20 – 5240MHz –Ant.1

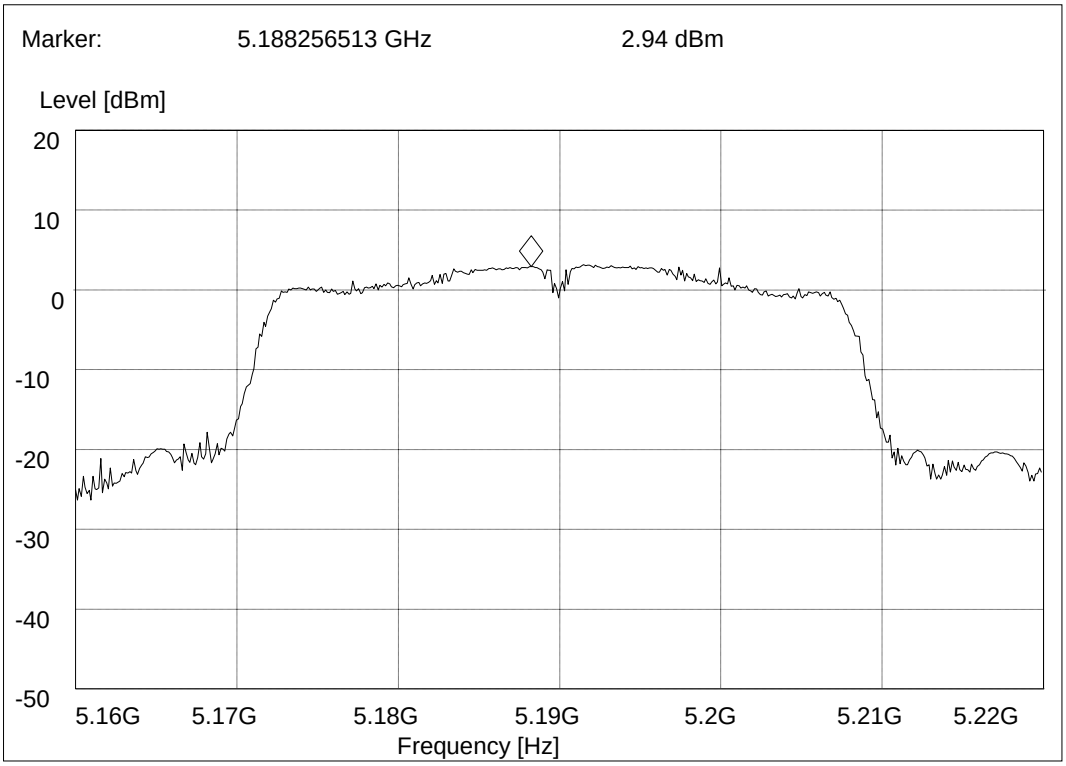

802.11ac-VHT40 – 5190MHz –Ant.0

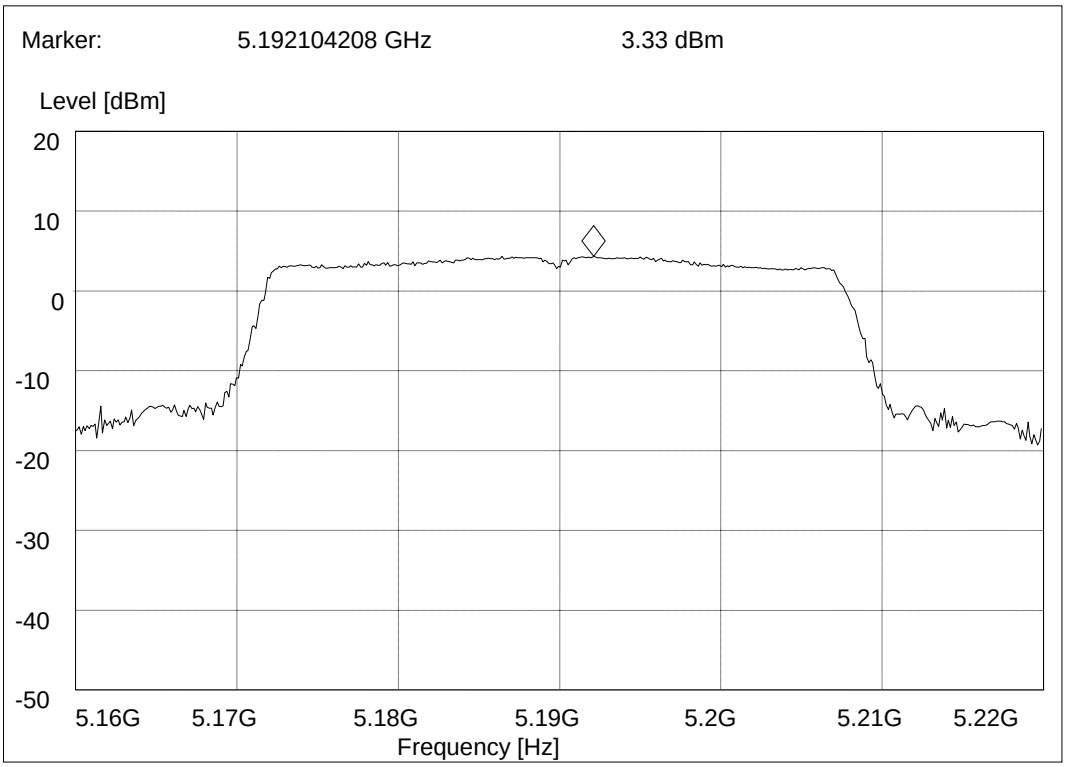

802.11ac-VHT40 – 5190MHz –Ant.1

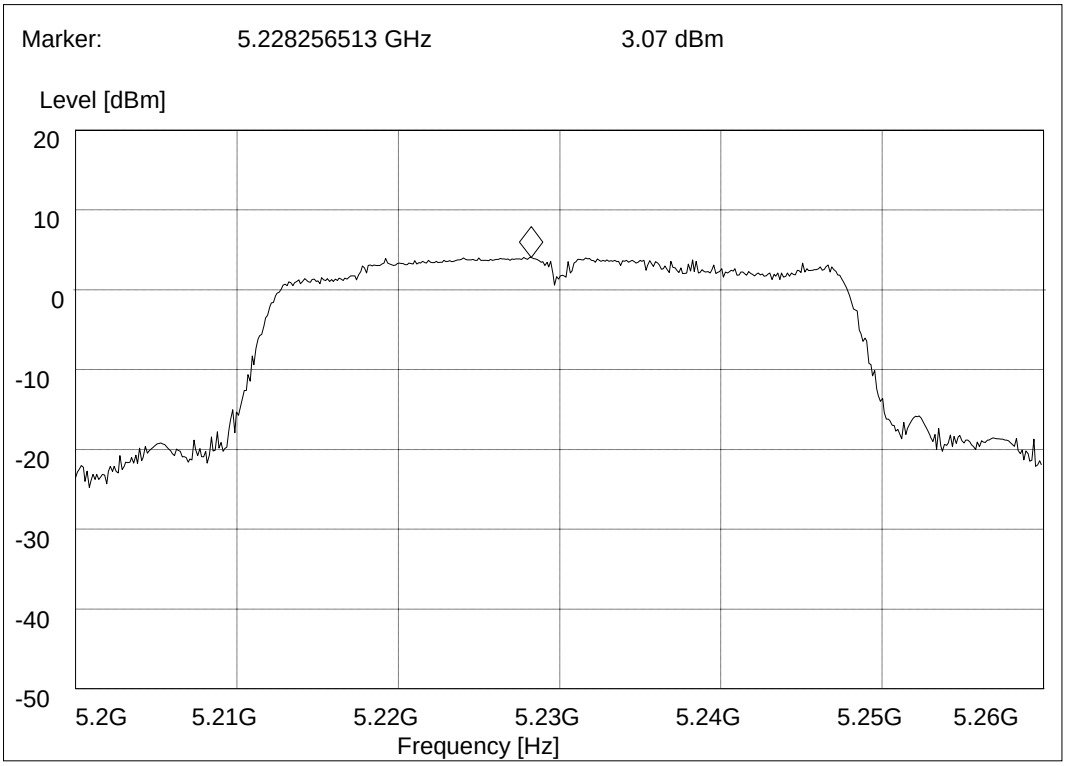

802.11ac-VHT40 – 5230MHz –Ant.0

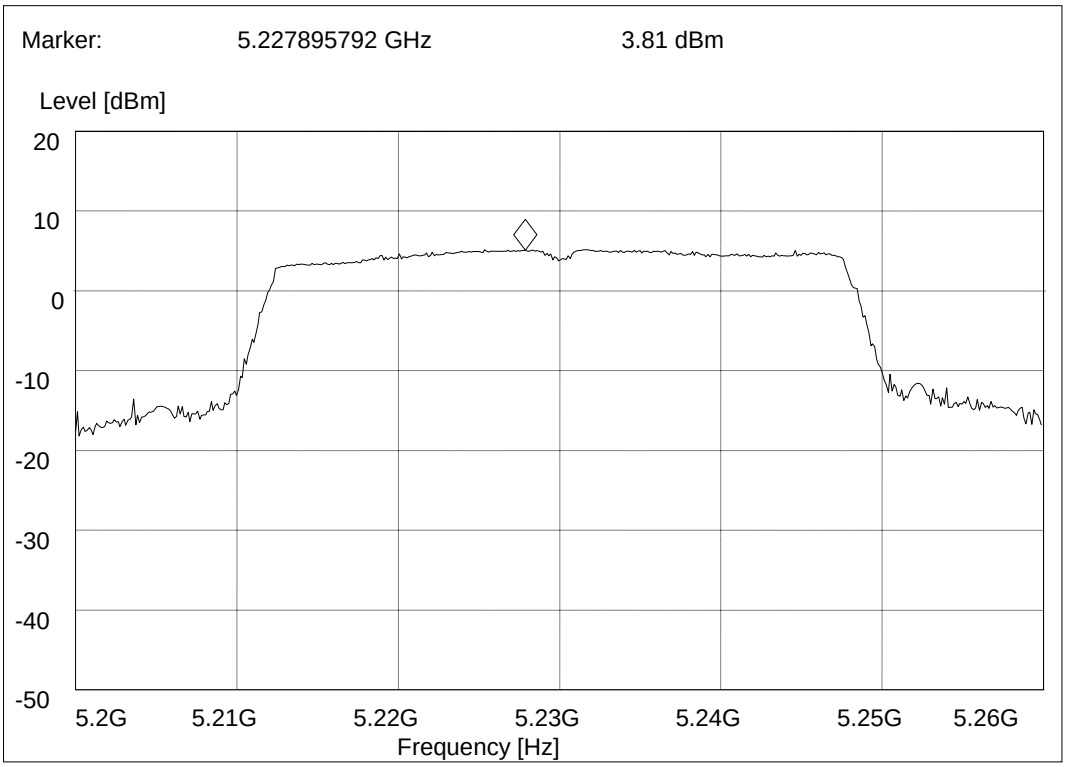

802.11ac-VHT40 – 5230MHz –Ant.1

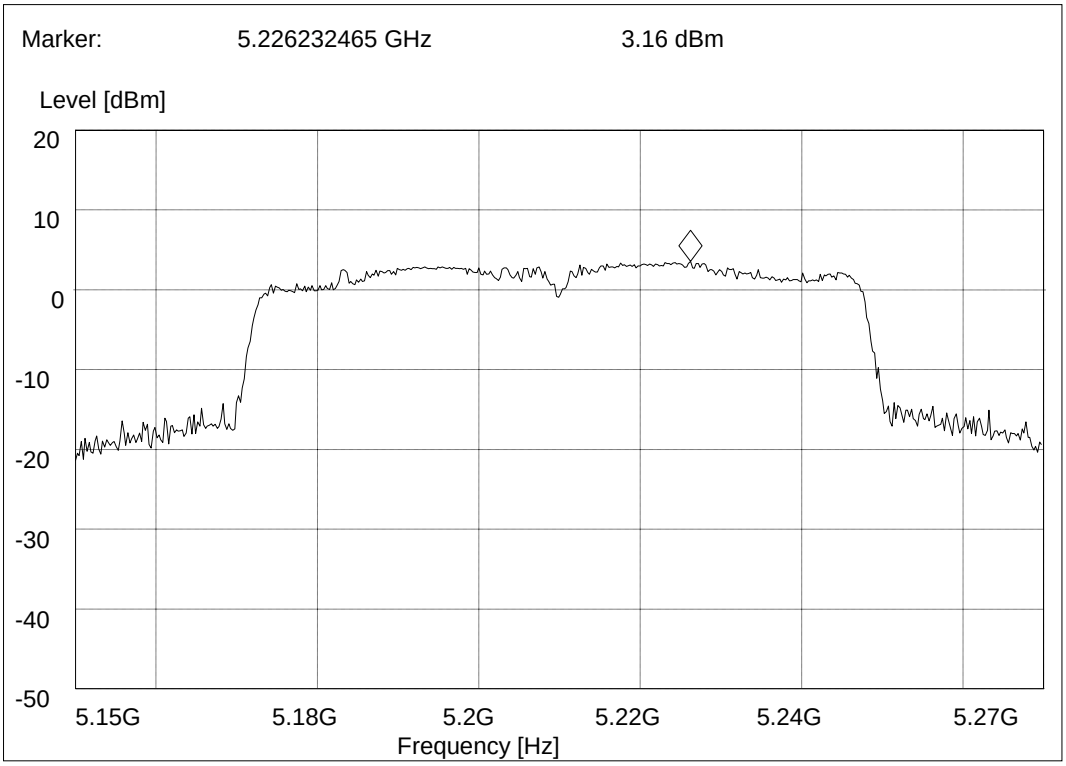

802.11ac-VHT80 – 5210MHz –Ant.0

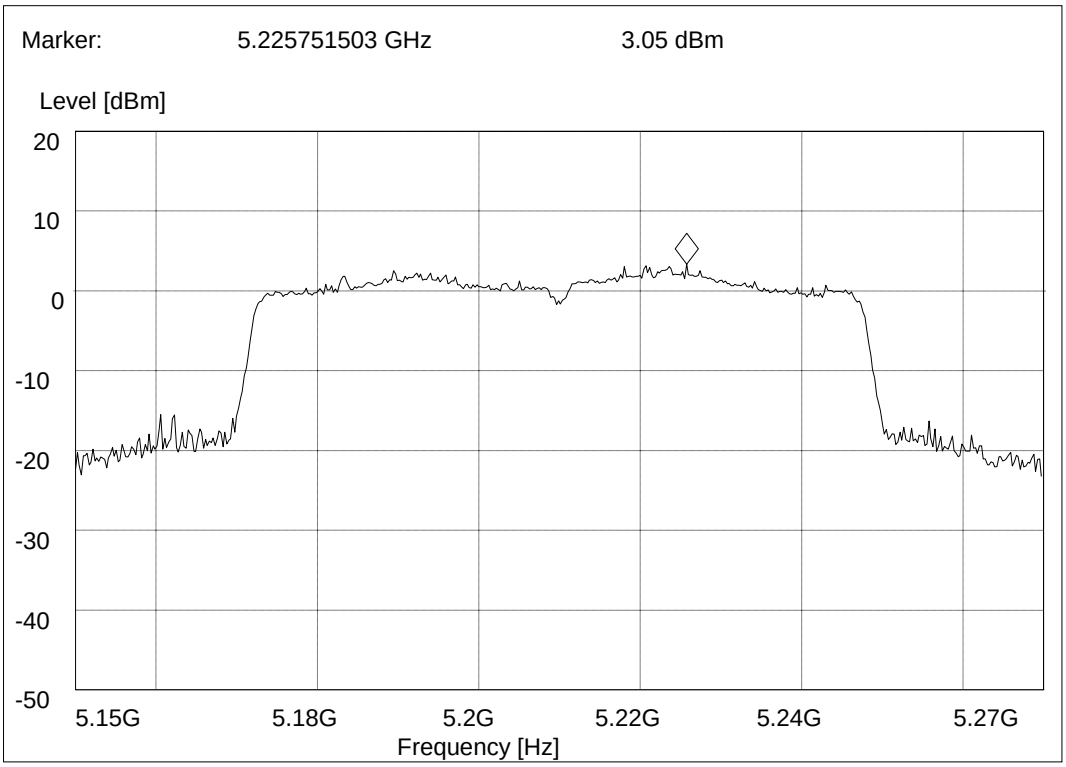

802.11ac-VHT80 – 5210MHz –Ant.1

2.5. Frequency Stability

2.5.1. Limit

FCC 15.407(b)/RSS-247 Frequency Stability	
Frequency Band(MHz)	Limit
5150~5250	Specified in the user's manual
5250~5350	
5470~5725	
5725~5850	

2.5.2. Measuring Instruments

The measuring equipment is listed in the section 3 of this test report.

2.5.3. Test Setup

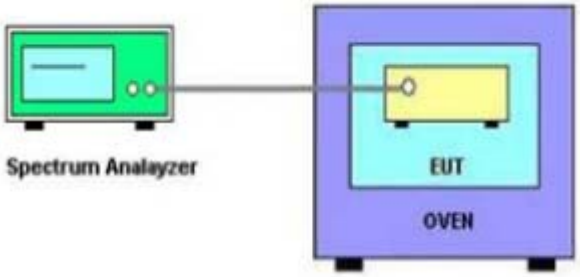

2.5.4. Test Procedures

1. The EUT was connected to the spectrum analyzer by RF cable and attenuator. The path loss was compensated to the results for each measurement.

2. Set to the maximum power setting and enable the EUT transmit continuously.

3. The EUT is installed in an environment test chamber with external power source.

4. Set the chamber to operate at 50 centigrade and external power source to output at nominal voltage of EUT.

5. A sufficient stabilization period at each temperatures in used prior to each frequency measurement.

6. The test shall be performed under -10 to 55 centigrade and 85 to 115 percent of the nominal voltage. Change setting of chamber and external power source to complete all conditions.

7. Measure and record the worst results in the test report.

2.5.5. Test Results of Frequency Stability

Ant 0	Band UNII-1

Voltage vs. Frequency Stability (11a ch44)

Test Conditions		Test Frequency (MHz)	Measurement Frequency(MHz)	Max. Deviation(ppm)
Temperature(℃)	Voltage(Vdc)			
20	4.25	5220	5220.013812	2.65
	5.0	5220	5220.015681	3.00
	5.75	5220	5220.011562	2.21

Temperature vs. Frequency Stability (11a ch44)

Test Conditions		Test Frequency (MHz)	Measurement Frequency(MHz)	Max. Deviation(ppm)
Voltage (Vdc)	Temperature(℃)			
5.0	-10	5220	5220.018145	3.48
	0	5220	5220.008451	1.62
	10	5220	5220.011574	2.22
	20	5220	5220.009235	1.77
	30	5220	5220.015754	3.02
	40	5220	5220.019875	3.81
	55	5220	5220.018782	3.60

Voltage vs. Frequency Stability (11n-HT20 ch44)

Test Conditions		Test Frequency (MHz)	Measurement Frequency(MHz)	Max. Deviation(ppm)
Temperature(℃)	Voltage(Vdc)			
20	4.25	5220	5220.020354	3.90
	5.0	5220	5220.018251	3.50
	5.75	5220	5220.014256	2.73

Temperature vs. Frequency Stability (11n-HT20 ch44)

Test Conditions		Test Frequency (MHz)	Measurement Frequency(MHz)	Max. Deviation(ppm)
Voltage (Vdc)	Temperature(℃)			
5.0	-10	5220	5220.013658	2.62
	0	5220	5220.014259	2.73
	10	5220	5220.020157	3.86
	20	5220	5220.011539	2.21
	30	5220	5220.014231	2.73
	40	5220	5220.012533	2.40
	55	5220	5220.013251	2.54

Voltage vs. Frequency Stability (11n-HT40 ch38)

Test Conditions		Test Frequency (MHz)	Measurement Frequency(MHz)	Max. Deviation(ppm)
Temperature(℃)	Voltage(Vdc)			
20	4.25	5190	5190.015472	2.98
	5.0	5190	5190.017245	3.32
	5.75	5190	5190.020452	3.94

Temperature vs. Frequency Stability (11n-HT40 ch38)

Test Conditions		Test Frequency (MHz)	Measurement Frequency(MHz)	Max. Deviation(ppm)
Voltage (Vdc)	Temperature(℃)			
5.0	-10	5190	5190.016575	3.19
	0	5190	5190.013571	2.61
	10	5190	5190.018625	3.59
	20	5190	5190.015646	3.01
	30	5190	5190.019052	3.67
	40	5190	5190.009675	1.86
	55	5190	5190.012714	2.45

Voltage vs. Frequency Stability (11ac-HT20 ch44)

Test Conditions		Test Frequency (MHz)	Measurement Frequency(MHz)	Max. Deviation(ppm)
Temperature(℃)	Voltage(Vdc)			
20	4.25	5220	5220.017254	3.31
	5.0	5220	5220.013695	2.62
	5.75	5220	5220.014524	2.78

Temperature vs. Frequency Stability (11ac-HT20 ch44)

Test Conditions		Test Frequency (MHz)	Measurement Frequency(MHz)	Max. Deviation(ppm)
Voltage (Vdc)	Temperature(℃)			
5.0	-10	5220	5220.019854	3.80
	0	5220	5220.018341	3.51
	10	5220	5220.010257	1.96
	20	5220	5220.012561	2.41
	30	5220	5220.015362	2.94
	40	5220	5220.015681	3.00
	55	5220	5220.017258	3.31

Voltage vs. Frequency Stability (11ac-HT40 ch38)

Test Conditions		Test Frequency (MHz)	Measurement Frequency(MHz)	Max. Deviation(ppm)
Temperature(℃)	Voltage(Vdc)			
20	4.25	5190	5190.020468	3.94
	5.0	5190	5190.014582	2.81
	5.75	5190	5190.018684	3.60

Temperature vs. Frequency Stability (11ac-HT40 ch38)

Test Conditions		Test Frequency (MHz)	Measurement Frequency(MHz)	Max. Deviation(ppm)
Voltage (Vdc)	Temperature(℃)			
5.0	-10	5190	5190.012048	2.32
	0	5190	5190.010927	2.11
	10	5190	5190.018362	3.54
	20	5190	5190.021358	4.12
	30	5190	5190.018369	3.54
	40	5190	5190.011257	2.17
	55	5190	5190.014684	2.83

Voltage vs. Frequency Stability (11ac-HT80 ch42)

Test Conditions		Test Frequency (MHz)	Measurement Frequency(MHz)	Max. Deviation(ppm)
Temperature(℃)	Voltage(Vdc)			
20	4.25	5210	5210.022725	4.36
	5.0	5210	5210.012594	2.42
	5.75	5210	5210.019245	3.69

Temperature vs. Frequency Stability (11ac-HT80 ch42)

Test Conditions		Test Frequency (MHz)	Measurement Frequency(MHz)	Max. Deviation(ppm)
Voltage (Vdc)	Temperature(℃)			
5.0	-10	5210	5210.018528	3.56
	0	5210	5210.023315	4.48
	10	5210	5210.020645	3.96
	20	5210	5210.023652	4.54
	30	5210	5210.012548	2.41
	40	5210	5210.013562	2.60
	55	5210	5210.019587	3.76

Ant 0	Band UNII-2A

Voltage vs. Frequency Stability (11a ch60)

Test Conditions		Test Frequency (MHz)	Measurement Frequency(MHz)	Max. Deviation(ppm)
Temperature(℃)	Voltage(Vdc)			
20	4.25	5280	5280.025415	4.81
	5.0	5280	5280.016524	3.13
	5.75	5280	5280.012547	2.38

Temperature vs. Frequency Stability (11a ch60)

Test Conditions		Test Frequency (MHz)	Measurement Frequency(MHz)	Max. Deviation(ppm)
Voltage (Vdc)	Temperature(℃)			
5.0	-10	5280	5280.022345	4.23
	0	5280	5280.018542	3.51
	10	5280	5280.013258	2.51
	20	5280	5280.023575	4.46
	30	5280	5280.026458	5.01
	40	5280	5280.025015	4.74
	55	5280	5280.012578	2.38

Voltage vs. Frequency Stability (11n-HT20 ch60)

Test Conditions		Test Frequency (MHz)	Measurement Frequency(MHz)	Max. Deviation(ppm)
Temperature(℃)	Voltage(Vdc)			
20	4.25	5280	5280.030151	5.71
	5.0	5280	5280.023652	4.48
	5.75	5280	5280.020151	3.82

Temperature vs. Frequency Stability (11n-HT20 ch60)

Test Conditions		Test Frequency (MHz)	Measurement Frequency(MHz)	Max. Deviation(ppm)
Voltage (Vdc)	Temperature(℃)			
5.0	-10	5280	5280.023514	4.45
	0	5280	5280.012849	2.43
	10	5280	5280.028625	5.42
	20	5280	5280.015415	2.92
	30	5280	5280.023428	4.44
	40	5280	5280.011345	2.15
	55	5280	5280.016754	3.17

Voltage vs. Frequency Stability (11n-HT40 ch54)

Test Conditions		Test Frequency (MHz)	Measurement Frequency(MHz)	Max. Deviation(ppm)
Temperature(℃)	Voltage(Vdc)			
20	4.25	5270	5270.020158	3.83
	5.0	5270	5270.015645	2.97
	5.75	5270	5270.009854	1.87

Temperature vs. Frequency Stability (11n-HT40 ch54)

Test Conditions		Test Frequency (MHz)	Measurement Frequency(MHz)	Max. Deviation(ppm)
Voltage (Vdc)	Temperature(℃)			
5.0	-10	5270	5270.023457	4.45
	0	5270	5270.018535	3.52
	10	5270	5270.012542	2.38
	20	5270	5270.025345	4.81
	30	5270	5270.021652	4.11
	40	5270	5270.022365	4.24
	55	5270	5270.017562	3.33

Voltage vs. Frequency Stability (11ac-HT20 ch60)

Test Conditions		Test Frequency (MHz)	Measurement Frequency(MHz)	Max. Deviation(ppm)
Temperature(℃)	Voltage(Vdc)			
20	4.25	5280	5280.024512	4.64
	5.0	5280	5280.015874	3.01
	5.75	5280	5280.019675	3.73

Temperature vs. Frequency Stability (11ac-HT20 ch60)

Test Conditions		Test Frequency (MHz)	Measurement Frequency(MHz)	Max. Deviation(ppm)
Voltage (Vdc)	Temperature(℃)			
5.0	-10	5280	5280.014257	2.70
	0	5280	5280.020542	3.89
	10	5280	5280.024682	4.67
	20	5280	5280.013458	2.55
	30	5280	5280.010245	1.94
	40	5280	5280.023567	4.46
	55	5280	5280.018925	3.58

Voltage vs. Frequency Stability (11ac-HT40 ch54)

Test Conditions		Test Frequency (MHz)	Measurement Frequency(MHz)	Max. Deviation(ppm)
Temperature(℃)	Voltage(Vdc)			
20	4.25	5270	5270.021752	4.13
	5.0	5270	5270.013584	2.58
	5.75	5270	5270.019564	3.71

Temperature vs. Frequency Stability (11ac-HT40 ch54)

Test Conditions		Test Frequency (MHz)	Measurement Frequency(MHz)	Max. Deviation(ppm)
Voltage (Vdc)	Temperature(℃)			
5.0	-10	5270	5270.016852	3.20
	0	5270	5270.025674	4.87
	10	5270	5270.026022	4.94
	20	5270	5270.015754	2.99
	30	5270	5270.019356	3.67
	40	5270	5270.022144	4.20
	55	5270	5270.012648	2.40

Voltage vs. Frequency Stability (11ac-HT80 ch58)

Test Conditions		Test Frequency (MHz)	Measurement Frequency(MHz)	Max. Deviation(ppm)
Temperature(℃)	Voltage(Vdc)			
20	4.25	5290	5290.024157	4.57
	5.0	5290	5290.020428	3.86
	5.75	5290	5290.016488	3.12

Temperature vs. Frequency Stability (11ac-HT80 ch58)

Test Conditions		Test Frequency (MHz)	Measurement Frequency(MHz)	Max. Deviation(ppm)
Voltage (Vdc)	Temperature(℃)			
5.0	-10	5290	5290.013475	2.55
	0	5290	5290.019562	3.70
	10	5290	5290.024125	4.56
	20	5290	5290.020146	3.81
	30	5290	5290.022357	4.23
	40	5290	5290.015625	2.95
	55	5290	5290.019352	3.66

Ant 0	Band UNII-2C

Voltage vs. Frequency Stability (11a ch116)

Test Conditions		Test Frequency (MHz)	Measurement Frequency(MHz)	Max. Deviation(ppm)
Temperature(℃)	Voltage(Vdc)			
20	4.25	5580	5580.023524	4.22
	5.0	5580	5580.015677	2.81
	5.75	5580	5580.024682	4.42

Temperature vs. Frequency Stability (11a ch116)

Test Conditions		Test Frequency (MHz)	Measurement Frequency(MHz)	Max. Deviation(ppm)
Voltage (Vdc)	Temperature(℃)			
5.0	-10	5580	5580.013287	2.38
	0	5580	5580.019875	3.56
	10	5580	5580.023458	4.20
	20	5580	5580.021248	3.81
	30	5580	5580.020125	3.61
	40	5580	5580.024578	4.40
	55	5580	5580.015675	2.81

Voltage vs. Frequency Stability (11n-HT20 ch116)

Test Conditions		Test Frequency (MHz)	Measurement Frequency(MHz)	Max. Deviation(ppm)
Temperature(℃)	Voltage(Vdc)			
20	4.25	5580	5580.008725	1.56
	5.0	5580	5580.010358	1.86
	5.75	5580	5580.018978	3.40

Temperature vs. Frequency Stability (11n-HT20 ch116)

Test Conditions		Test Frequency (MHz)	Measurement Frequency(MHz)	Max. Deviation(ppm)
Voltage (Vdc)	Temperature(℃)			
5.0	-10	5580	5580.027515	4.93
	0	5580	5580.015433	2.77
	10	5580	5580.012462	2.23
	20	5580	5580.020547	3.68
	30	5580	5580.024651	4.42
	40	5580	5580.019635	3.52
	55	5580	5580.016572	2.97

Voltage vs. Frequency Stability (11n-HT40 ch102)

Test Conditions		Test Frequency (MHz)	Measurement Frequency(MHz)	Max. Deviation(ppm)
Temperature(℃)	Voltage(Vdc)			
20	4.25	5510	5510.023514	4.27
	5.0	5510	5510.013586	2.47
	5.75	5510	5510.020457	3.72

Temperature vs. Frequency Stability (11n-HT40 ch102)

Test Conditions		Test Frequency (MHz)	Measurement Frequency(MHz)	Max. Deviation(ppm)
Voltage (Vdc)	Temperature(℃)			
5.0	-10	5510	5510.022685	4.12
	0	5510	5510.015478	2.81
	10	5510	5510.013582	2.46
	20	5510	5510.018415	3.34
	30	5510	5510.023587	4.28
	40	5510	5510.027652	5.02
	55	5510	5510.013584	2.47

Voltage vs. Frequency Stability (11ac-HT20 ch116)

Test Conditions		Test Frequency (MHz)	Measurement Frequency(MHz)	Max. Deviation(ppm)
Temperature(℃)	Voltage(Vdc)			
20	4.25	5580	5580.012725	2.28
	5.0	5580	5580.025154	4.51
	5.75	5580	5580.018652	3.34

Temperature vs. Frequency Stability (11ac-HT20 ch116)

Test Conditions		Test Frequency (MHz)	Measurement Frequency(MHz)	Max. Deviation(ppm)
Voltage (Vdc)	Temperature(℃)			
5.0	-10	5580	5580.011567	2.07
	0	5580	5580.025642	4.60
	10	5580	5580.023571	4.22
	20	5580	5580.015671	2.81
	30	5580	5580.017812	3.19
	40	5580	5580.016524	2.96
	55	5580	5580.011358	2.04

Voltage vs. Frequency Stability (11ac-HT40 ch102)

Test Conditions		Test Frequency (MHz)	Measurement Frequency(MHz)	Max. Deviation(ppm)
Temperature(℃)	Voltage(Vdc)			
20	4.25	5510	5510.026482	4.81
	5.0	5510	5510.013457	2.44
	5.75	5510	5510.018252	3.31

Temperature vs. Frequency Stability (11ac-HT40 ch102)

Test Conditions		Test Frequency (MHz)	Measurement Frequency(MHz)	Max. Deviation(ppm)
Voltage (Vdc)	Temperature(℃)			
5.0	-10	5510	5510.014652	2.66
	0	5510	5510.019825	3.60
	10	5510	5510.023521	4.27
	20	5510	5510.020382	3.70
	30	5510	5510.015124	2.74
	40	5510	5510.026256	4.77
	55	5510	5510.013584	2.47

Voltage vs. Frequency Stability (11ac-HT80 ch106)

Test Conditions		Test Frequency (MHz)	Measurement Frequency(MHz)	Max. Deviation(ppm)
Temperature(℃)	Voltage(Vdc)			
20	4.25	5530	5530.028514	5.16
	5.0	5530	5530.016257	2.94
	5.75	5530	5530.018952	3.43

Temperature vs. Frequency Stability (11ac-HT80 ch106)

Test Conditions		Test Frequency (MHz)	Measurement Frequency(MHz)	Max. Deviation(ppm)
Voltage (Vdc)	Temperature(℃)			
5.0	-10	5530	5530.022514	4.07
	0	5530	5530.013592	2.46
	10	5530	5530.026425	4.78
	20	5530	5530.021547	3.90
	30	5530	5530.016257	2.94
	40	5530	5530.013894	2.51
	55	5530	5530.023524	4.25

Ant 0	Band UNII-3

Voltage vs. Frequency Stability (11a ch157)

Test Conditions		Test Frequency (MHz)	Measurement Frequency(MHz)	Max. Deviation(ppm)
Temperature(℃)	Voltage(Vdc)			
20	4.25	5785	5785.023562	4.07
	5.0	5785	5785.012874	2.23
	5.75	5785	5785.022358	3.86

Temperature vs. Frequency Stability (11a ch157)

Test Conditions		Test Frequency (MHz)	Measurement Frequency(MHz)	Max. Deviation(ppm)
Voltage (Vdc)	Temperature(℃)			
5.0	-10	5785	5785.023625	4.08
	0	5785	5785.015745	2.72
	10	5785	5785.016985	2.94
	20	5785	5785.012484	2.16
	30	5785	5785.011457	1.98
	40	5785	5785.010258	1.77
	55	5785	5785.024251	4.19

Voltage vs. Frequency Stability (11n-HT20 ch157)

Test Conditions		Test Frequency (MHz)	Measurement Frequency(MHz)	Max. Deviation(ppm)
Temperature(℃)	Voltage(Vdc)			
20	4.25	5785	5785.025615	4.43
	5.0	5785	5785.018752	3.24
	5.75	5785	5785.012586	2.18

Temperature vs. Frequency Stability (11n-HT20 ch157)

Test Conditions		Test Frequency (MHz)	Measurement Frequency(MHz)	Max. Deviation(ppm)
Voltage (Vdc)	Temperature(℃)			
5.0	-10	5785	5785.023352	4.04
	0	5785	5785.019355	3.35
	10	5785	5785.021245	3.67
	20	5785	5785.017514	3.03
	30	5785	5785.011548	2.00
	40	5785	5785.014562	2.52
	55	5785	5785.022514	3.89

Voltage vs. Frequency Stability (11n-HT40 ch151)

Test Conditions		Test Frequency (MHz)	Measurement Frequency(MHz)	Max. Deviation(ppm)
Temperature(℃)	Voltage(Vdc)			
20	4.25	5755	5755.020235	3.52
	5.0	5755	5755.015782	2.74
	5.75	5755	5755.013692	2.38

Temperature vs. Frequency Stability (11n-HT40 ch151)

Test Conditions		Test Frequency (MHz)	Measurement Frequency(MHz)	Max. Deviation(ppm)
Voltage (Vdc)	Temperature(℃)			
5.0	-10	5755	5755.023562	4.09
	0	5755	5755.018725	3.25
	10	5755	5755.014262	2.47
	20	5755	5755.017465	3.03
	30	5755	5755.013568	2.36
	40	5755	5755.015625	2.72
	55	5755	5755.023624	4.10

Voltage vs. Frequency Stability (11ac-HT20 ch157)

Test Conditions		Test Frequency (MHz)	Measurement Frequency(MHz)	Max. Deviation(ppm)
Temperature(℃)	Voltage(Vdc)			
20	4.25	5785	5785.015274	2.64
	5.0	5785	5785.019685	3.40
	5.75	5785	5785.024152	4.17

Temperature vs. Frequency Stability (11ac-HT20 ch157)

Test Conditions		Test Frequency (MHz)	Measurement Frequency(MHz)	Max. Deviation(ppm)
Voltage (Vdc)	Temperature(℃)			
5.0	-10	5785	5785.021542	3.72
	0	5785	5785.016584	2.87
	10	5785	5785.017815	3.08
	20	5785	5785.023512	4.06
	30	5785	5785.014256	2.46
	40	5785	5785.012524	2.16
	55	5785	5785.020145	3.48

Voltage vs. Frequency Stability (11ac-HT40 ch151)

Test Conditions		Test Frequency (MHz)	Measurement Frequency(MHz)	Max. Deviation(ppm)
Temperature(℃)	Voltage(Vdc)			
20	4.25	5755	5755.028742	4.99
	5.0	5755	5755.016574	2.88
	5.75	5755	5755.021457	3.73

Temperature vs. Frequency Stability (11ac-HT40 ch151)

Test Conditions		Test Frequency (MHz)	Measurement Frequency(MHz)	Max. Deviation(ppm)
Voltage (Vdc)	Temperature(℃)			
5.0	-10	5755	5755.013685	2.38
	0	5755	5755.018236	3.17
	10	5755	5755.024147	4.20
	20	5755	5755.020154	3.50
	30	5755	5755.016782	2.92
	40	5755	5755.014528	2.52
	55	5755	5755.019367	3.37

Voltage vs. Frequency Stability (11ac-HT80 ch155)

Test Conditions		Test Frequency (MHz)	Measurement Frequency(MHz)	Max. Deviation(ppm)
Temperature(℃)	Voltage(Vdc)			
20	4.25	5775	5775.025412	4.40
	5.0	5775	5775.027165	4.70
	5.75	5775	5775.018635	3.23

Temperature vs. Frequency Stability (11ac-HT80 ch155)

Test Conditions		Test Frequency (MHz)	Measurement Frequency(MHz)	Max. Deviation(ppm)
Voltage (Vdc)	Temperature(℃)			
5.0	-10	5775	5775.022357	3.87
	0	5775	5775.016842	2.92
	10	5775	5775.021571	3.74
	20	5775	5775.018417	3.19
	30	5775	5775.019256	3.33
	40	5775	5775.013428	2.33
	55	5775	5775.017125	2.97

Ant 1	Band UNII-1

Voltage vs. Frequency Stability (11a ch44)

Test Conditions		Test Frequency (MHz)	Measurement Frequency(MHz)	Max. Deviation(ppm)
Temperature(℃)	Voltage(Vdc)			
20	4.25	5220	5220.017625	3.38
	5.0	5220	5220.012754	2.44
	5.75	5220	5220.016571	3.17

Temperature vs. Frequency Stability (11a ch44)

Test Conditions		Test Frequency (MHz)	Measurement Frequency(MHz)	Max. Deviation(ppm)
Voltage (Vdc)	Temperature(℃)			
5.0	-10	5220	5220.020325	3.89
	0	5220	5220.012541	2.40
	10	5220	5220.016575	3.18
	20	5220	5220.011567	2.21
	30	5220	5220.013625	2.61
	40	5220	5220.014658	2.81
	55	5220	5220.017562	3.36

Voltage vs. Frequency Stability (11n-HT20 ch44)

Test Conditions		Test Frequency (MHz)	Measurement Frequency(MHz)	Max. Deviation(ppm)
Temperature(℃)	Voltage(Vdc)			
20	4.25	5220	5220.016257	3.11
	5.0	5220	5220.013652	2.62
	5.75	5220	5220.019572	3.75

Temperature vs. Frequency Stability (11n-HT20 ch44)

Test Conditions		Test Frequency (MHz)	Measurement Frequency(MHz)	Max. Deviation(ppm)
Voltage (Vdc)	Temperature(℃)			
5.0	-10	5220	5220.015625	2.99
	0	5220	5220.021625	4.14
	10	5220	5220.022624	4.33
	20	5220	5220.014625	2.80
	30	5220	5220.013625	2.61
	40	5220	5220.014514	2.78
	55	5220	5220.019251	3.69

Voltage vs. Frequency Stability (11n-HT40 ch38)

Test Conditions		Test Frequency (MHz)	Measurement Frequency(MHz)	Max. Deviation(ppm)
Temperature(℃)	Voltage(Vdc)			
20	4.25	5190	5190.012415	2.39
	5.0	5190	5190.018542	3.57
	5.75	5190	5190.022361	4.31

Temperature vs. Frequency Stability (11n-HT40 ch38)

Test Conditions		Test Frequency (MHz)	Measurement Frequency(MHz)	Max. Deviation(ppm)
Voltage (Vdc)	Temperature(℃)			
5.0	-10	5190	5190.019574	3.77
	0	5190	5190.013567	2.61
	10	5190	5190.012457	2.40
	20	5190	5190.013054	2.52
	30	5190	5190.022541	4.34
	40	5190	5190.011675	2.25
	55	5190	5190.019257	3.71

Voltage vs. Frequency Stability (11ac-HT20 ch44)

Test Conditions		Test Frequency (MHz)	Measurement Frequency(MHz)	Max. Deviation(ppm)
Temperature(℃)	Voltage(Vdc)			
20	4.25	5220	5220.015254	2.92
	5.0	5220	5220.017851	3.42
	5.75	5220	5220.013625	2.61

Temperature vs. Frequency Stability (11ac-HT20 ch44)

Test Conditions		Test Frequency (MHz)	Measurement Frequency(MHz)	Max. Deviation(ppm)
Voltage (Vdc)	Temperature(℃)			
5.0	-10	5220	5220.018254	3.50
	0	5220	5220.013542	2.59
	10	5220	5220.016254	3.11
	20	5220	5220.017825	3.41
	30	5220	5220.021036	4.03
	40	5220	5220.019364	3.71
	55	5220	5220.013625	2.61

Voltage vs. Frequency Stability (11ac-HT40 ch38)

Test Conditions		Test Frequency (MHz)	Measurement Frequency(MHz)	Max. Deviation(ppm)
Temperature(℃)	Voltage(Vdc)			
20	4.25	5190	5190.015427	2.97
	5.0	5190	5190.019362	3.73
	5.75	5190	5190.017824	3.43

Temperature vs. Frequency Stability (11ac-HT40 ch38)

Test Conditions		Test Frequency (MHz)	Measurement Frequency(MHz)	Max. Deviation(ppm)
Voltage (Vdc)	Temperature(℃)			
5.0	-10	5190	5190.016825	3.24
	0	5190	5190.017542	3.38
	10	5190	5190.012457	2.40
	20	5190	5190.016234	3.13
	30	5190	5190.013524	2.61
	40	5190	5190.014572	2.81
	55	5190	5190.016254	3.13

Voltage vs. Frequency Stability (11ac-HT80 ch42)

Test Conditions		Test Frequency (MHz)	Measurement Frequency(MHz)	Max. Deviation(ppm)
Temperature(℃)	Voltage(Vdc)			
20	4.25	5210	5210.017451	3.35
	5.0	5210	5210.016225	3.11
	5.75	5210	5210.018524	3.56

Temperature vs. Frequency Stability (11ac-HT80 ch42)

Test Conditions		Test Frequency (MHz)	Measurement Frequency(MHz)	Max. Deviation(ppm)
Voltage (Vdc)	Temperature(℃)			
5.0	-10	5210	5210.016254	3.12
	0	5210	5210.021574	4.14
	10	5210	5210.022362	4.29
	20	5210	5210.018622	3.57
	30	5210	5210.017256	3.31
	40	5210	5210.022467	4.31
	55	5210	5210.017562	3.37

Ant 1	Band UNII-2A

Voltage vs. Frequency Stability (11a ch60)

Test Conditions		Test Frequency (MHz)	Measurement Frequency(MHz)	Max. Deviation(ppm)
Temperature(℃)	Voltage(Vdc)			
20	4.25	5280	5280.024362	4.61
	5.0	5280	5280.019264	3.65
	5.75	5280	5280.022147	4.19

Temperature vs. Frequency Stability (11a ch60)

Test Conditions		Test Frequency (MHz)	Measurement Frequency(MHz)	Max. Deviation(ppm)
Voltage (Vdc)	Temperature(℃)			
5.0	-10	5280	5280.020625	3.91
	0	5280	5280.016257	3.08
	10	5280	5280.017145	3.25
	20	5280	5280.021257	4.03
	30	5280	5280.023528	4.46
	40	5280	5280.020625	3.91
	55	5280	5280.016251	3.08

Voltage vs. Frequency Stability (11n-HT20 ch60)

Test Conditions		Test Frequency (MHz)	Measurement Frequency(MHz)	Max. Deviation(ppm)
Temperature(℃)	Voltage(Vdc)			
20	4.25	5280	5280.026544	5.03
	5.0	5280	5280.024271	4.60
	5.75	5280	5280.022677	4.29

Temperature vs. Frequency Stability (11n-HT20 ch60)

Test Conditions		Test Frequency (MHz)	Measurement Frequency(MHz)	Max. Deviation(ppm)
Voltage (Vdc)	Temperature(℃)			
5.0	-10	5280	5280.024625	4.66
	0	5280	5280.027541	5.22
	10	5280	5280.021302	4.03
	20	5280	5280.018352	3.48
	30	5280	5280.022364	4.24
	40	5280	5280.014625	2.77
	55	5280	5280.015157	2.87

Voltage vs. Frequency Stability (11n-HT40 ch54)

Test Conditions		Test Frequency (MHz)	Measurement Frequency(MHz)	Max. Deviation(ppm)
Temperature(℃)	Voltage(Vdc)			
20	4.25	5270	5270.022624	4.29
	5.0	5270	5270.013658	2.59
	5.75	5270	5270.014256	2.71

Temperature vs. Frequency Stability (11n-HT40 ch54)

Test Conditions		Test Frequency (MHz)	Measurement Frequency(MHz)	Max. Deviation(ppm)
Voltage (Vdc)	Temperature(℃)			
5.0	-10	5270	5270.020857	3.96
	0	5270	5270.011657	2.21
	10	5270	5270.018505	3.51
	20	5270	5270.021457	4.07
	30	5270	5270.013562	2.57
	40	5270	5270.023514	4.46
	55	5270	5270.015781	2.99

Voltage vs. Frequency Stability (11ac-HT20 ch60)

Test Conditions		Test Frequency (MHz)	Measurement Frequency(MHz)	Max. Deviation(ppm)
Temperature(℃)	Voltage(Vdc)			
20	4.25	5280	5280.022547	4.27
	5.0	5280	5280.017625	3.34
	5.75	5280	5280.015682	2.97

Temperature vs. Frequency Stability (11ac-HT20 ch60)

Test Conditions		Test Frequency (MHz)	Measurement Frequency(MHz)	Max. Deviation(ppm)
Voltage (Vdc)	Temperature(℃)			
5.0	-10	5280	5280.019365	3.67
	0	5280	5280.022645	4.29
	10	5280	5280.020567	3.90
	20	5280	5280.016578	3.14
	30	5280	5280.012657	2.40
	40	5280	5280.024581	4.66
	55	5280	5280.017592	3.33

Voltage vs. Frequency Stability (11ac-HT40 ch54)

Test Conditions		Test Frequency (MHz)	Measurement Frequency(MHz)	Max. Deviation(ppm)
Temperature(℃)	Voltage(Vdc)			
20	4.25	5270	5270.022645	4.30
	5.0	5270	5270.017825	3.38
	5.75	5270	5270.016584	3.15

Temperature vs. Frequency Stability (11ac-HT40 ch54)

Test Conditions		Test Frequency (MHz)	Measurement Frequency(MHz)	Max. Deviation(ppm)
Voltage (Vdc)	Temperature(℃)			
5.0	-10	5270	5270.017814	3.38
	0	5270	5270.024525	4.65
	10	5270	5270.023625	4.48
	20	5270	5270.018472	3.51
	30	5270	5270.011547	2.19
	40	5270	5270.024202	4.59
	55	5270	5270.013625	2.59

Voltage vs. Frequency Stability (11ac-HT80 ch58)

Test Conditions		Test Frequency (MHz)	Measurement Frequency(MHz)	Max. Deviation(ppm)
Temperature(℃)	Voltage(Vdc)			
20	4.25	5290	5290.025214	4.77
	5.0	5290	5290.022305	4.22
	5.75	5290	5290.019247	3.64

Temperature vs. Frequency Stability (11ac-HT80 ch58)

Test Conditions		Test Frequency (MHz)	Measurement Frequency(MHz)	Max. Deviation(ppm)
Voltage (Vdc)	Temperature(℃)			
5.0	-10	5290	5290.017814	3.37
	0	5290	5290.016258	3.07
	10	5290	5290.022462	4.25
	20	5290	5290.020545	3.88
	30	5290	5290.021625	4.09
	40	5290	5290.014962	2.83
	55	5290	5290.017625	3.33

Ant 1	Band UNII-2C

Voltage vs. Frequency Stability (11a ch116)

Test Conditions		Test Frequency (MHz)	Measurement Frequency(MHz)	Max. Deviation(ppm)
Temperature(℃)	Voltage(Vdc)			
20	4.25	5580	5580.024625	4.41
	5.0	5580	5580.017821	3.19
	5.75	5580	5580.023621	4.23

Temperature vs. Frequency Stability (11a ch116)

Test Conditions		Test Frequency (MHz)	Measurement Frequency(MHz)	Max. Deviation(ppm)
Voltage (Vdc)	Temperature(℃)			
5.0	-10	5580	5580.016257	2.91
	0	5580	5580.011547	2.07
	10	5580	5580.020652	3.70
	20	5580	5580.022634	4.06
	30	5580	5580.020125	3.61
	40	5580	5580.014545	2.61
	55	5580	5580.018471	3.31

Voltage vs. Frequency Stability (11n-HT20 ch116)

Test Conditions		Test Frequency (MHz)	Measurement Frequency(MHz)	Max. Deviation(ppm)
Temperature(℃)	Voltage(Vdc)			
20	4.25	5580	5580.017524	3.14
	5.0	5580	5580.019625	3.52
	5.75	5580	5580.024357	4.37

Temperature vs. Frequency Stability (11n-HT20 ch116)

Test Conditions		Test Frequency (MHz)	Measurement Frequency(MHz)	Max. Deviation(ppm)
Voltage (Vdc)	Temperature(℃)			
5.0	-10	5580	5580.022364	4.01
	0	5580	5580.018147	3.25
	10	5580	5580.012364	2.22
	20	5580	5580.018256	3.27
	30	5580	5580.023656	4.24
	40	5580	5580.018561	3.33
	55	5580	5580.019251	3.45

Voltage vs. Frequency Stability (11n-HT40 ch102)

Test Conditions		Test Frequency (MHz)	Measurement Frequency(MHz)	Max. Deviation(ppm)
Temperature(℃)	Voltage(Vdc)			
20	4.25	5510	5510.022574	4.10
	5.0	5510	5510.017574	3.19
	5.75	5510	5510.023541	4.27

Temperature vs. Frequency Stability (11n-HT40 ch102)

Test Conditions		Test Frequency (MHz)	Measurement Frequency(MHz)	Max. Deviation(ppm)
Voltage (Vdc)	Temperature(℃)			
5.0	-10	5510	5510.017824	3.23
	0	5510	5510.019625	3.56
	10	5510	5510.014658	2.66
	20	5510	5510.023574	4.28
	30	5510	5510.021524	3.91
	40	5510	5510.026257	4.77
	55	5510	5510.018925	3.43

Voltage vs. Frequency Stability (11ac-HT20 ch116)

Test Conditions		Test Frequency (MHz)	Measurement Frequency(MHz)	Max. Deviation(ppm)
Temperature(℃)	Voltage(Vdc)			
20	4.25	5580	5580.019625	3.52
	5.0	5580	5580.024625	4.41
	5.75	5580	5580.016257	2.91

Temperature vs. Frequency Stability (11ac-HT20 ch116)

Test Conditions		Test Frequency (MHz)	Measurement Frequency(MHz)	Max. Deviation(ppm)
Voltage (Vdc)	Temperature(℃)			
5.0	-10	5580	5580.017541	3.14
	0	5580	5580.021247	3.81
	10	5580	5580.020625	3.70
	20	5580	5580.018254	3.27
	30	5580	5580.024365	4.37
	40	5580	5580.012625	2.26
	55	5580	5580.023587	4.23

Voltage vs. Frequency Stability (11ac-HT40 ch102)

Test Conditions		Test Frequency (MHz)	Measurement Frequency(MHz)	Max. Deviation(ppm)
Temperature(℃)	Voltage(Vdc)			
20	4.25	5510	5510.023625	4.29
	5.0	5510	5510.018147	3.29
	5.75	5510	5510.013791	2.50

Temperature vs. Frequency Stability (11ac-HT40 ch102)

Test Conditions		Test Frequency (MHz)	Measurement Frequency(MHz)	Max. Deviation(ppm)
Voltage (Vdc)	Temperature(℃)			
5.0	-10	5510	5510.018524	3.36
	0	5510	5510.014251	2.59
	10	5510	5510.023533	4.27
	20	5510	5510.021545	3.91
	30	5510	5510.018147	3.29
	40	5510	5510.025254	4.58
	55	5510	5510.011257	2.04

Voltage vs. Frequency Stability (11ac-HT80 ch106)

Test Conditions		Test Frequency (MHz)	Measurement Frequency(MHz)	Max. Deviation(ppm)
Temperature(℃)	Voltage(Vdc)			
20	4.25	5530	5530.024265	4.39
	5.0	5530	5530.017814	3.22
	5.75	5530	5530.015682	2.84

Temperature vs. Frequency Stability (11ac-HT80 ch106)

Test Conditions		Test Frequency (MHz)	Measurement Frequency(MHz)	Max. Deviation(ppm)
Voltage (Vdc)	Temperature(℃)			
5.0	-10	5530	5530.024625	4.45
	0	5530	5530.018475	3.34
	10	5530	5530.025141	4.55
	20	5530	5530.022536	4.08
	30	5530	5530.020454	3.70
	40	5530	5530.017254	3.12
	55	5530	5530.013568	2.45

Ant 1	Band UNII-3

Voltage vs. Frequency Stability (11a ch157)

Test Conditions		Test Frequency (MHz)	Measurement Frequency(MHz)	Max. Deviation(ppm)
Temperature(℃)	Voltage(Vdc)			
20	4.25	5785	5785.026552	4.59
	5.0	5785	5785.023657	4.09
	5.75	5785	5785.017524	3.03

Temperature vs. Frequency Stability (11a ch157)

Test Conditions		Test Frequency (MHz)	Measurement Frequency(MHz)	Max. Deviation(ppm)
Voltage (Vdc)	Temperature(℃)			
5.0	-10	5785	5785.025471	4.40
	0	5785	5785.017256	2.98
	10	5785	5785.013251	2.29
	20	5785	5785.017544	3.03
	30	5785	5785.016257	2.81
	40	5785	5785.017814	3.08
	55	5785	5785.022567	3.90

Voltage vs. Frequency Stability (11n-HT20 ch157)

Test Conditions		Test Frequency (MHz)	Measurement Frequency(MHz)	Max. Deviation(ppm)
Temperature(℃)	Voltage(Vdc)			
20	4.25	5785	5785.022478	3.89
	5.0	5785	5785.015625	2.70
	5.75	5785	5785.019257	3.33

Temperature vs. Frequency Stability (11n-HT20 ch157)

Test Conditions		Test Frequency (MHz)	Measurement Frequency(MHz)	Max. Deviation(ppm)
Voltage (Vdc)	Temperature(℃)			
5.0	-10	5785	5785.026254	4.54
	0	5785	5785.011475	1.98
	10	5785	5785.024625	4.26
	20	5785	5785.015784	2.73
	30	5785	5785.014625	2.53
	40	5785	5785.018781	3.25
	55	5785	5785.020625	3.57

Voltage vs. Frequency Stability (11n-HT40 ch151)

Test Conditions		Test Frequency (MHz)	Measurement Frequency(MHz)	Max. Deviation(ppm)
Temperature(℃)	Voltage(Vdc)			
20	4.25	5755	5755.022623	3.93
	5.0	5755	5755.017654	3.07
	5.75	5755	5755.019274	3.35

Temperature vs. Frequency Stability (11n-HT40 ch151)

Test Conditions		Test Frequency (MHz)	Measurement Frequency(MHz)	Max. Deviation(ppm)
Voltage (Vdc)	Temperature(℃)			
5.0	-10	5755	5755.021524	3.74
	0	5755	5755.017625	3.06
	10	5755	5755.014625	2.54
	20	5755	5755.018541	3.22
	30	5755	5755.021574	3.75
	40	5755	5755.016237	2.82
	55	5755	5755.024658	4.28

Voltage vs. Frequency Stability (11ac-HT20 ch157)

Test Conditions		Test Frequency (MHz)	Measurement Frequency(MHz)	Max. Deviation(ppm)
Temperature(℃)	Voltage(Vdc)			
20	4.25	5785	5785.025624	4.43
	5.0	5785	5785.016782	2.90
	5.75	5785	5785.024547	4.24

Temperature vs. Frequency Stability (11ac-HT20 ch157)

Test Conditions		Test Frequency (MHz)	Measurement Frequency(MHz)	Max. Deviation(ppm)
Voltage (Vdc)	Temperature(℃)			
5.0	-10	5785	5785.022545	3.90
	0	5785	5785.019254	3.33
	10	5785	5785.014257	2.46
	20	5785	5785.024562	4.25
	30	5785	5785.018254	3.16
	40	5785	5785.015245	2.64
	55	5785	5785.024578	4.25

Voltage vs. Frequency Stability (11ac-HT40 ch151)

Test Conditions		Test Frequency (MHz)	Measurement Frequency(MHz)	Max. Deviation(ppm)
Temperature(℃)	Voltage(Vdc)			
20	4.25	5755	5755.025254	4.39
	5.0	5755	5755.014527	2.52
	5.75	5755	5755.021696	3.77

Temperature vs. Frequency Stability (11ac-HT40 ch151)

Test Conditions		Test Frequency (MHz)	Measurement Frequency(MHz)	Max. Deviation(ppm)
Voltage (Vdc)	Temperature(℃)			
5.0	-10	5755	5755.024514	4.26
	0	5755	5755.016275	2.83
	10	5755	5755.020665	3.59
	20	5755	5755.022457	3.90
	30	5755	5755.014682	2.55
	40	5755	5755.018467	3.21
	55	5755	5755.016784	2.92

Voltage vs. Frequency Stability (11ac-HT80 ch155)

Test Conditions		Test Frequency (MHz)	Measurement Frequency(MHz)	Max. Deviation(ppm)
Temperature(℃)	Voltage(Vdc)			
20	4.25	5775	5775.027462	4.76
	5.0	5775	5775.022578	3.91
	5.75	5775	5775.016257	2.82

Temperature vs. Frequency Stability (11ac-HT80 ch155)

Test Conditions		Test Frequency (MHz)	Measurement Frequency(MHz)	Max. Deviation(ppm)
Voltage (Vdc)	Temperature(℃)			
5.0	-10	5775	5775.025625	4.44
	0	5775	5775.014654	2.54
	10	5775	5775.025034	4.33
	20	5775	5775.015282	2.65
	30	5775	5775.014726	2.55
	40	5775	5775.018958	3.28
	55	5775	5775.018754	3.25

2.6. Radiated Band Edge and Spurious Emission

2.6.1. Limit of Radiated Band Edges and Spurious Emission

Radiated emission which fall in the restricted bands must comply with the radiated emission limits specified as below table. Other emissions shall be at least 20dB below the highest level of the desired power:

Frequency (MHz)	Field Strength (μV/m)	Measurement Distance (m)
0.009 - 0.490	2400/F(kHz)	300
0.490 - 1.705	24000/F(kHz)	30
1.705 - 30.0	30	30
30 - 88	100	3
88 - 216	150	3
216 - 960	200	3
Above 960	500	3

NOTE:

1. The lower limit shall apply at the transition frequencies.
2. Emission level (dBuV/m) = 20 log Emission level (uV/m).
3. For frequencies above 1000MHz, the field strength limits are based on average detector, however, the peak field strength of any emission shall not exceed the maximum permitted average limits, specified above by more than 20dB under any condition of modulation.

Limits of unwanted emission out of the restricted bands

Applicable To	Limit	
789033 D02 General UNII Test Procedures New Rules v01	Field Strength at 3m	
	PK:74(dBμV/m)	AV:54 (dBμV/m)

Frequency Band (MHz)	Frequency (MHz)	EIRP Limit (dBm)	Equivalent Field Strength (3m) (dBμV/m)
5150 - 5250	Outside of the 5.15~5.35 GHz	-27	68.2
5250 - 5350	Outside of the 5.15~5.35 GHz		
5470 -5725	Outside of the 5.47~5.725 GHz		

FCC 15.407			
Frequency Band (MHz)	Frequency (MHz)	EIRP Limit (dBm)	Equivalent Field Strength (3m) (dBμV/m)
5725 - 5850	＜5650	-27	68.2
	5650~5700	-27~10	68.2~105.2
	5700~5720	10~15.6	105.2~110.8
	5720~5725	15.6~27	110.8~122.2
	5850~5855	27~15.6	122.2~110.8
	5855~5875	15.6~10	110.8~105.2
	5875~5925	10~-27	105.2~68.2
	＞5925	-27	68.2

RSS - 247			
Frequency Band (MHz)	Frequency (MHz)	EIRP Limit (dBm)	Equivalent Field Strength (3m) (dBμV/m)
5725 - 5850	5715~5725	-17	78.2
	5850~5860	-17	78.2
	Other un-restricted band: e.i.r.p.	-27	68.2

Note:

1. The following formula is used to convert the equipment isotropic radiated power (eirp) to field strength:

$$E = \frac{1000000\sqrt{30P}}{3} \quad \mu V/m, \text{ where P is the eirp (Watts).}$$

2.6.2. Measuring Instruments

The measuring equipment is listed in the section 3 of this test report.

2.6.3. Test Setup

For radiated emissions from 9 KHz to 30 MHz

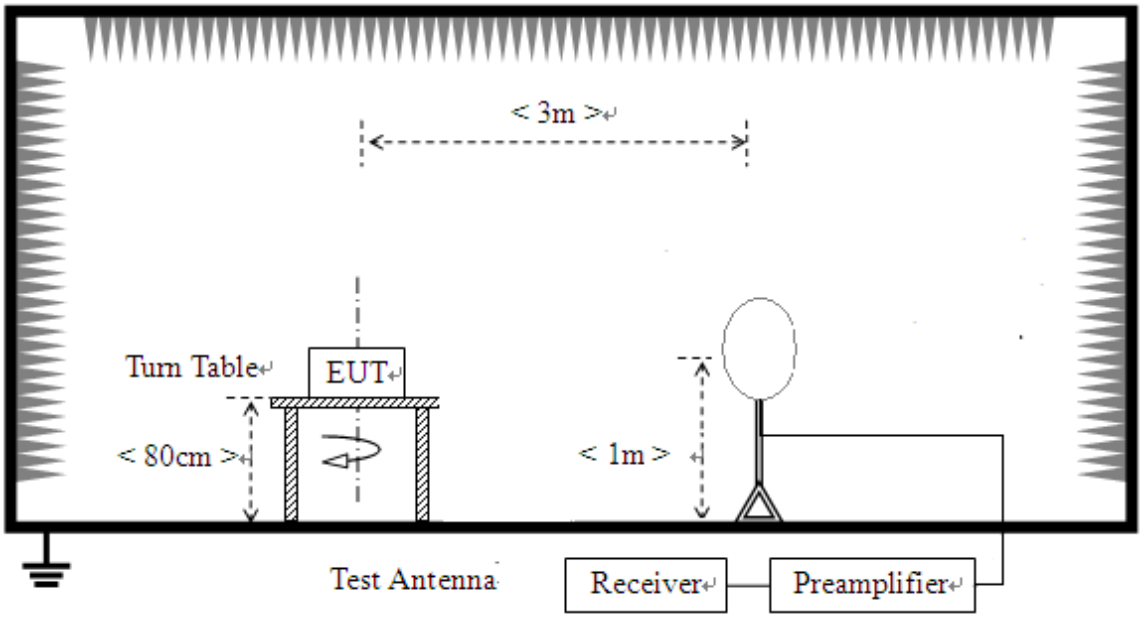

For radiated emissions from 30MHz to 1GHz

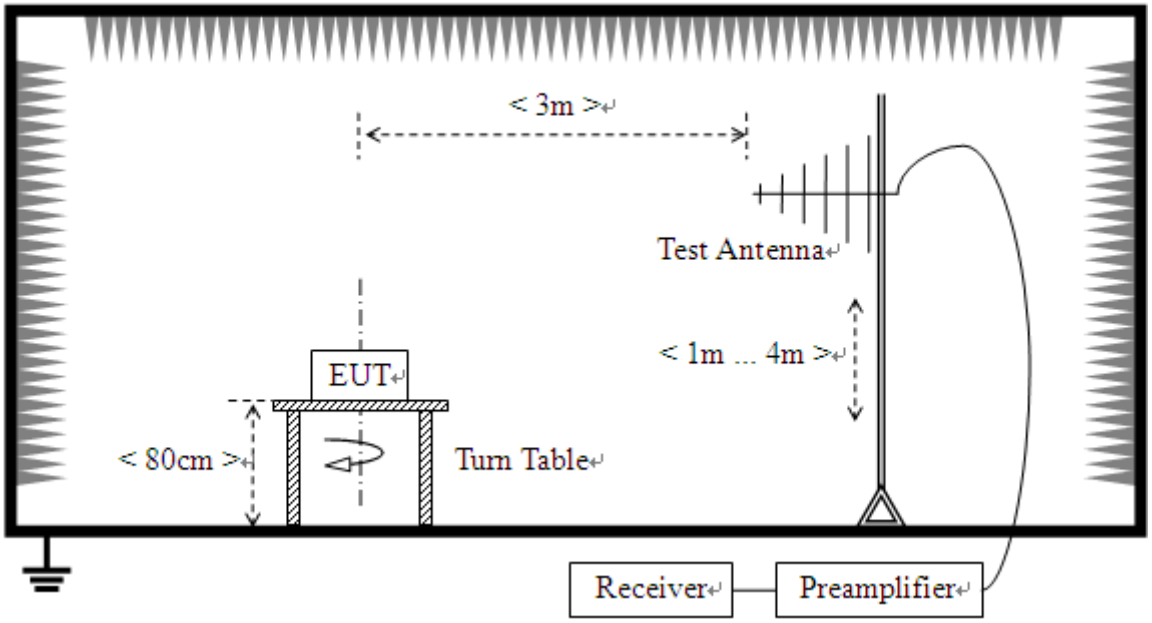

For radiated emissions above 1GHz

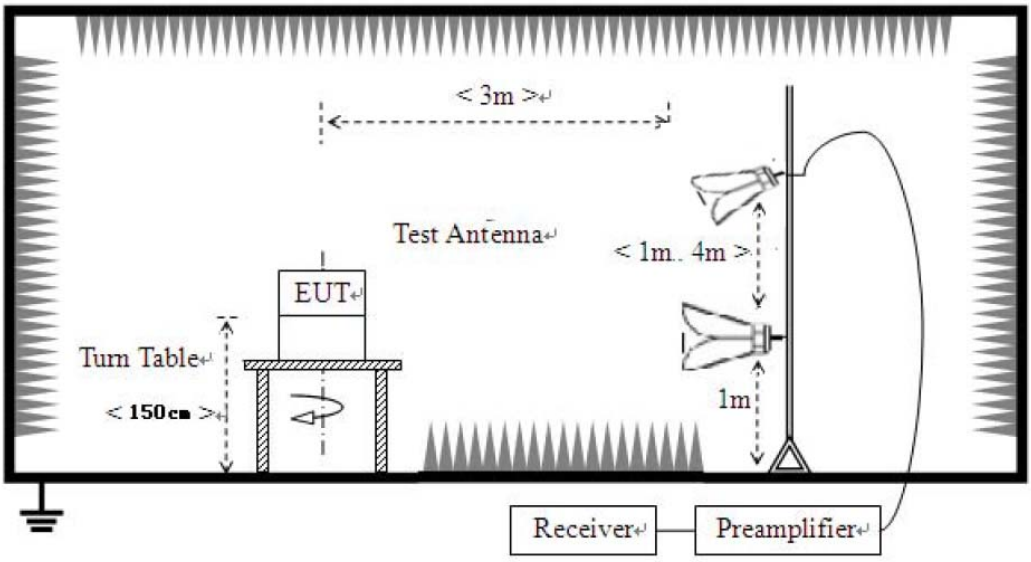

2.6.4. Test Procedures

1. The EUT was placed on the top of a rotating table 0.8 meters (for below 1GHz) / 1.5 meters (for above 1GHz) above the ground at 3 meter chamber room for test. The table was rotated 360 degrees to determine the position of the highest radiation.
2. The EUT was set 3 meters away from the interference-receiving antenna, which was mounted on the top of a variable-height antenna tower.
3. The height of antenna is varied from one meter to four meters above the ground to determine the maximum value of the field strength. Both horizontal and vertical polarizations of the antenna are set to make the measurement.
4. For each suspected emission, the EUT was arranged to its worst case and then the antenna was tuned to heights from 1 meter to 4 meters and the rotatable table was turned from 0 degrees to 360 degrees to find the maximum reading.
5. The test-receiver system was set to quasi-peak detect function and specified bandwidth with maximum hold mode when the test frequency is below 1 GHz.
6. The test-receiver system was set to peak and average detects function and specified bandwidth with maximum hold mode when the test frequency is above 1 GHz. If the peak reading value also meets average limit, measurement with the average detector is unnecessary.

Note:

1. The resolution bandwidth and video bandwidth of test receiver/spectrum analyzer is 120 kHz for Quasi-peak detection (QP) at frequency below 1 GHz.
2. The resolution bandwidth of test receiver/spectrum analyzer is 1 MHz and the video bandwidth is 3 MHz for Peak detection (PK) at frequency above 1GHz.
3. The resolution bandwidth of test receiver/spectrum analyzer is 1MHz and the video bandwidth is 3MHz for RMS Average (Duty cycle < 98%) for Average detection (AV) at frequency above 1GHz, then the measurement results was added to a correction factor (10 log(1/duty cycle)).
4. The resolution bandwidth of test receiver/spectrum analyzer is 1MHz and the video bandwidth is 10Hz (Duty cycle ≥ 98%) for Average detection (AV) at frequency above 1GHz.
5. All modes of operation were investigated and the worst-case emissions are reported.

2.6.5. Test Results of Radiated Band Edge and Spurious Emission

For 9 KHz to 30MHz

The amplitude of spurious emissions which are attenuated by more than 20dB below the permissible value has no need to be reported.

For 30MHz to 1000 MHz

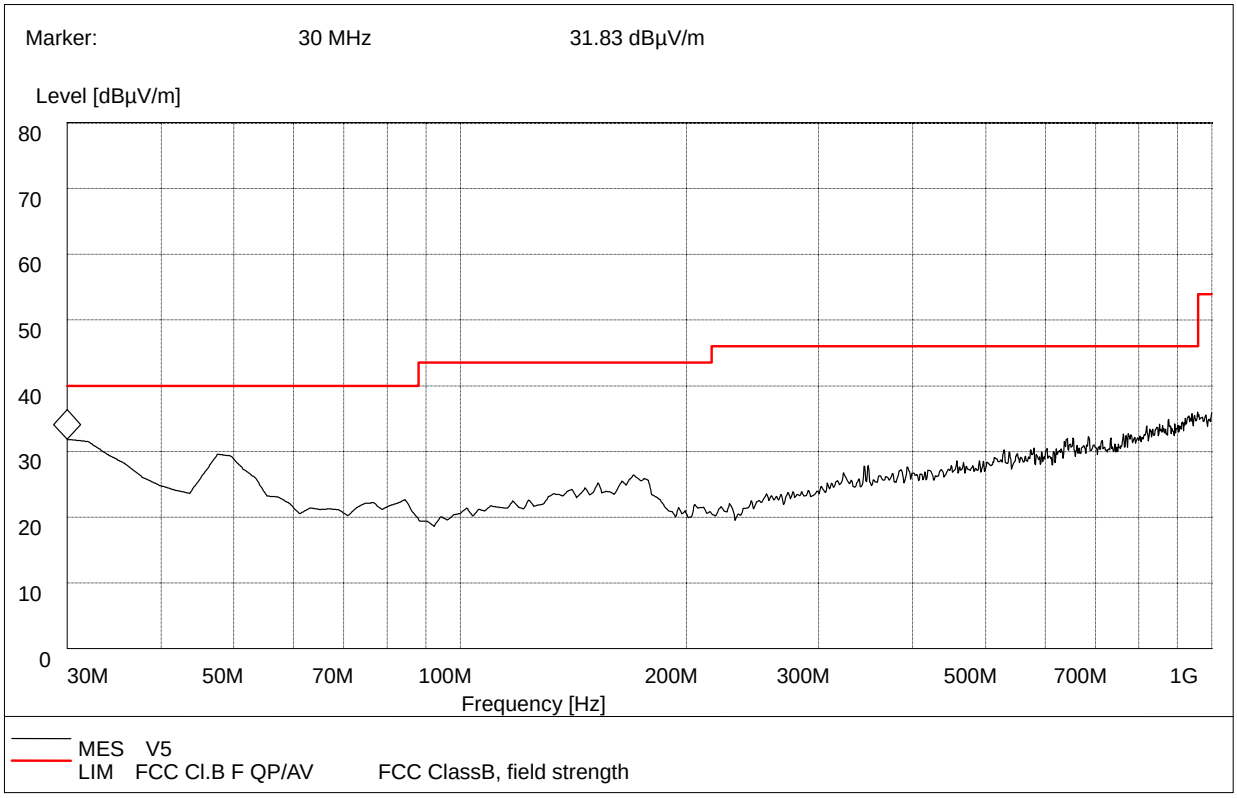

30MHz to 1GHz, Antenna Vertical

Frequency (MHz)	QuasiPeak (dBµV/m)	Bandwidth (kHz)	Antenna height (cm)	Limit (dBµV/m)	Antenna	Verdict
30.00	31.83	120.000	100.0	40.00	Vertical	Pass

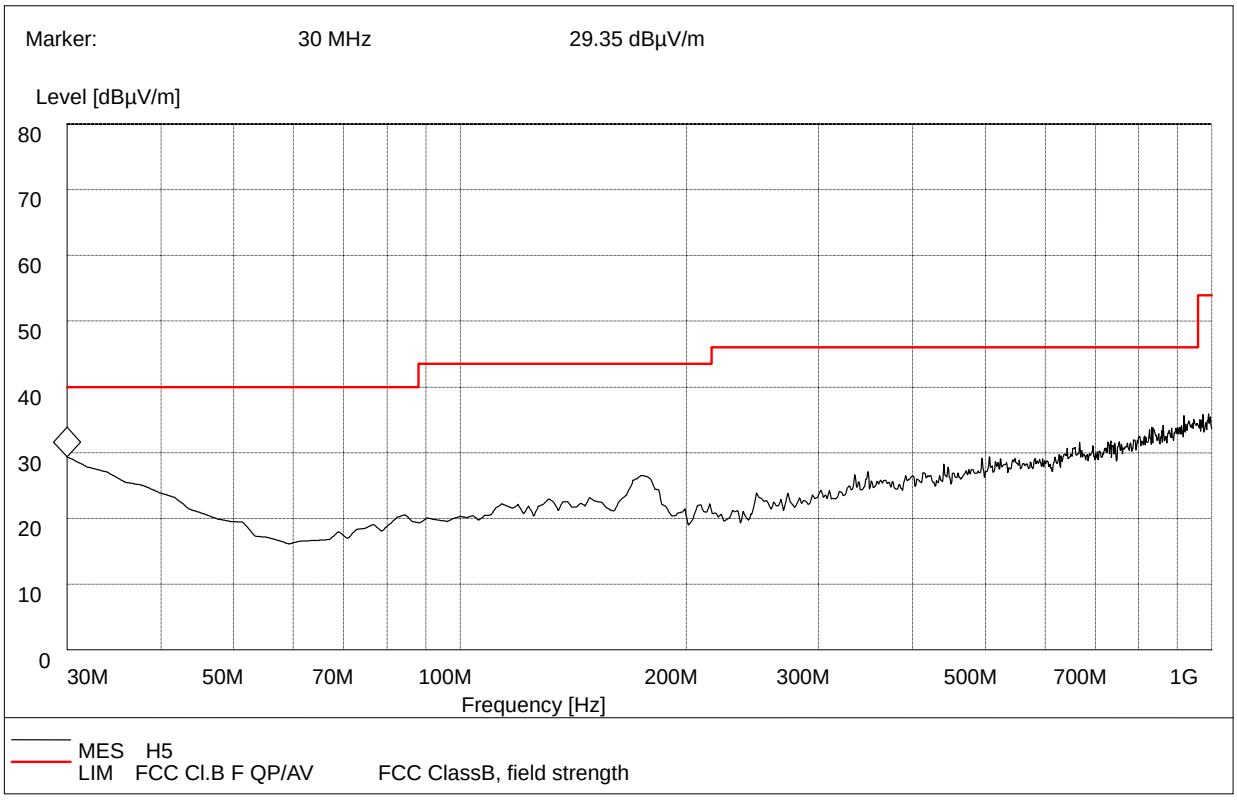

30MHz to 1GHz, Antenna Horizontal

Frequency (MHz)	QuasiPeak (dB µ V/m)	Bandwidth (kHz)	Antenna height (cm)	Limit (dB µ V/m)	Antenna	Verdict
30.00	29.35	120.000	100.0	40.00	Horizontal	Pass

For 1GHz to 40 GHz

ANTENNA POLARITY & TEST DISTANCE: HORIZONTAL AT 3 M（802.11a_5180MHz）									
No.	Frequency (MHz)	Emssion Level (dBuV/m)		Limit (dBuV/m)	Margin (dB)	Antenna Height (m)	Table Angle (Degree)	Raw Value (dBuV/m)	Correction Factor (dB/m)
1	5150.00	53.28	PK	74.00	-20.72	1.50 H	24	45.78	7.5
2	5150.00	42.30	AV	54.00	-11.7	1.50 H	24	34.80	7.5
3	*5180.00	103.60	PK	/	/	1.50 H	24	96.00	7.6
4	*5180.00	92.80	AV	/	/	1.50 H	24	85.20	7.6
5	10360.00	52.74	PK	74.00	-21.26	1.50 H	0	32.94	19.8
6	10360.00	43.28	AV	54.00	-10.72	1.50 H	0	23.48	19.8
ANTENNA POLARITY & TEST DISTANCE: VERTICAL AT 3 M（802.11a_5180MHz）									
No.	Frequency (MHz)	Emssion Level (dBuV/m)		Limit (dBuV/m)	Margin (dB)	Antenna Height (m)	Table Angle (Degree)	Raw Value (dBuV/m)	Correction Factor (dB/m)
1	5150.00	53.42	PK	74.00	-20.58	1.50 V	30	45.92	7.5
2	5150.00	42.20	AV	54.00	-11.8	1.50 V	30	34.7	7.5
3	*5180.00	104.70	PK	/	/	1.50 V	30	97.1	7.6
4	*5180.00	93.40	AV	/	/	1.50 V	30	85.8	7.6
5	10360.00	53.04	PK	74.00	-20.96	1.50 V	0	33.24	19.8
6	10360.00	43.58	AV	54.00	-10.42	1.50 V	0	23.78	19.8

ANTENNA POLARITY & TEST DISTANCE: HORIZONTAL AT 3 M（802.11a_5220MHz）									
No.	Frequency (MHz)	Emssion Level (dBuV/m)		Limit (dBuV/m)	Margin (dB)	Antenna Height (m)	Table Angle (Degree)	Raw Value (dBuV/m)	Correction Factor (dB/m)
1	*5220.00	104.80	PK	/	/	1.50 H	10	97.1	7.7
2	*5220.00	93.20	AV	/	/	1.50 H	10	85.5	7.7
3	10440.00	52.78	PK	74.00	-21.22	1.50 H	0	32.88	19.9
4	10440.00	42.47	AV	54.00	-11.53	1.50 H	0	22.57	19.9
ANTENNA POLARITY & TEST DISTANCE: VERTICAL AT 3 M（802.11a_5220MHz）									
No.	Frequency (MHz)	Emssion Level (dBuV/m)		Limit (dBuV/m)	Margin (dB)	Antenna Height (m)	Table Angle (Degree)	Raw Value (dBuV/m)	Correction Factor (dB/m)
1	*5220.00	103.60	PK	/	/	1.50 V	24	95.9	7.7
2	*5220.00	92.90	AV	/	/	1.50 V	24	85.2	7.7
3	10440.00	52.50	PK	74.00	-21.5	1.50 V	0	32.6	19.9
4	10440.00	43.10	AV	54.00	-10.9	1.50 V	0	23.2	19.9

ANTENNA POLARITY & TEST DISTANCE: HORIZONTAL AT 3 M（802.11a_5240MHz）									
No.	Frequency (MHz)	Emssion Level (dBuV/m)		Limit (dBuV/m)	Margin (dB)	Antenna Height (m)	Table Angle (Degree)	Raw Value (dBuV/m)	Correction Factor (dB/m)
1	*5240.00	102.60	PK	/	/	1.50 H	15	94.90	7.7
2	*5240.00	92.10	AV	/	/	1.50 H	15	84.40	7.7
3	5350.00	52.40	PK	74.00	-21.6	1.50 H	15	44.40	8.0
4	5350.00	40.90	AV	54.00	-13.1	1.50 H	15	32.90	8.0
5	10480.00	52.75	PK	74.00	-21.25	1.50 H	0	32.85	19.9
6	10480.00	42.34	AV	54.00	-11.66	1.50 H	0	22.44	19.9
ANTENNA POLARITY & TEST DISTANCE: VERTICAL AT 3 M（802.11a_5240MHz）									
No.	Frequency (MHz)	Emssion Level (dBuV/m)		Limit (dBuV/m)	Margin (dB)	Antenna Height (m)	Table Angle (Degree)	Raw Value (dBuV/m)	Correction Factor (dB/m)
1	*5240.00	101.70	PK	/	/	1.50 V	10	94.00	7.7
2	*5240.00	91.20	AV	/	/	1.50 V	10	83.5	7.7
3	5350.00	51.79	PK	74.00	-22.21	1.50 V	10	43.79	8.0
4	5350.00	41.68	AV	54.00	-12.32	1.50 V	10	33.68	8.0
5	10480.00	52.61	PK	74.00	-21.39	1.50 V	0	32.71	19.9
6	10480.00	42.79	AV	54.00	-11.21	1.50 V	0	22.89	19.9

ANTENNA POLARITY & TEST DISTANCE: HORIZONTAL AT 3 M（802.11a_5260MHz）									
No.	Frequency (MHz)	Emssion Level (dBuV/m)		Limit (dBuV/m)	Margin (dB)	Antenna Height (m)	Table Angle (Degree)	Raw Value (dBuV/m)	Correction Factor (dB/m)
1	*5260.00	102.40	PK			1.50 H	29	94.7	7.7
2	*5260.00	90.80	AV			1.50 H	29	83.1	7.7
3	5350.00	52.64	PK	74.00	-21.36	1.50 H	29	44.64	8.0
4	5350.00	41.82	AV	54.00	-12.18	1.50 H	29	33.82	8.0
5	10520.00	53.12	PK	74.00	-20.88	1.50 H	0	33.12	20.0
6	10520.00	42.34	AV	54.00	-11.66	1.50 H	0	22.34	20.0
ANTENNA POLARITY & TEST DISTANCE: VERTICAL AT 3 M（802.11a_5260MHz）									
No.	Frequency (MHz)	Emssion Level (dBuV/m)		Limit (dBuV/m)	Margin (dB)	Antenna Height (m)	Table Angle (Degree)	Raw Value (dBuV/m)	Correction Factor (dB/m)
1	*5260.00	101.90	PK			1.50 V	26	94.2	7.7
2	*5260.00	89.80	AV			1.50 V	26	82.1	7.7
3	5350.00	51.70	PK	74.00	-22.3	1.50 V	26	43.7	8.0
4	5350.00	41.94	AV	54.00	-12.06	1.50 V	26	33.94	8.0
5	10520.00	52.72	PK	74.00	-21.28	1.50 V	0	32.72	20.0
6	10520.00	43.14	AV	54.00	-10.86	1.50 V	0	23.14	20.0

ANTENNA POLARITY & TEST DISTANCE: HORIZONTAL AT 3 M（802.11a_5300MHz）									
No.	Frequency (MHz)	Emssion Level (dBuV/m)		Limit (dBuV/m)	Margin (dB)	Antenna Height (m)	Table Angle (Degree)	Raw Value (dBuV/m)	Correction Factor (dB/m)
1	*5300.00	101.80	PK	/	/	1.50 H	38	94.00	7.8
2	*5300.00	90.60	AV	/	/	1.50 H	38	82.80	7.8
3	10600.00	52.35	PK	74.00	-21.65	1.50 H	0	32.35	20.0
4	10600.00	42.30	AV	54.00	-11.7	1.50 H	0	22.30	20.0
ANTENNA POLARITY & TEST DISTANCE: VERTICAL AT 3 M（802.11a_5300MHz）									
No.	Frequency (MHz)	Emssion Level (dBuV/m)		Limit (dBuV/m)	Margin (dB)	Antenna Height (m)	Table Angle (Degree)	Raw Value (dBuV/m)	Correction Factor (dB/m)
1	*5300.00	102.60	PK	/	/	1.50 V	16	94.80	7.8
2	*5300.00	89.90	AV	/	/	1.50 V	16	82.10	7.8
3	10600.00	53.24	PK	74.00	-20.76	1.50 V	0	33.24	20.0
4	10600.00	42.55	AV	54.00	-11.45	1.50 V	0	22.55	20.0

ANTENNA POLARITY & TEST DISTANCE: HORIZONTAL AT 3 M（802.11a_5320MHz）									
No.	Frequency (MHz)	Emssion Level (dBuV/m)		Limit (dBuV/m)	Margin (dB)	Antenna Height (m)	Table Angle (Degree)	Raw Value (dBuV/m)	Correction Factor (dB/m)
1	*5320.00	101.60	PK	/	/	1.50 H	25	93.70	7.9
2	*5320.00	91.10	AV	/	/	1.50 H	25	83.20	7.9
3	5350.00	53.47	PK	74.00	-20.53	1.50 H	25	45.47	8.0
4	5350.00	42.54	AV	54.00	-11.46	1.50 H	25	34.54	8.0
5	10640.00	52.89	PK	74.00	-21.11	1.50 H	0	32.79	20.1
6	10640.00	42.84	AV	54.00	-11.16	1.50 H	0	22.74	20.1
ANTENNA POLARITY & TEST DISTANCE: VERTICAL AT 3 M（802.11a_5320MHz）									
No.	Frequency (MHz)	Emssion Level (dBuV/m)		Limit (dBuV/m)	Margin (dB)	Antenna Height (m)	Table Angle (Degree)	Raw Value (dBuV/m)	Correction Factor (dB/m)
1	*5320.00	103.24	PK	/	/	1.49 V	20	95.34	7.9
2	*5320.00	90.20	AV	/	/	1.49 V	20	82.30	7.9
3	5350.00	52.18	PK	74.00	-21.82	1.50 V	20	44.18	8.0
4	5350.00	43.21	AV	54.00	-10.79	1.50 V	20	35.21	8.0
5	10640.00	52.66	PK	74.00	-21.34	1.50 V	0	32.56	20.1
6	10640.00	42.33	AV	54.00	-11.67	1.50 V	0	22.23	20.1

ANTENNA POLARITY & TEST DISTANCE: HORIZONTAL AT 3 M（802.11a_5500MHz）									
No.	Frequency (MHz)	Emssion Level (dBuV/m)		Limit (dBuV/m)	Margin (dB)	Antenna Height (m)	Table Angle (Degree)	Raw Value (dBuV/m)	Correction Factor (dB/m)
1	5460.00	54.89	PK	74.00	-19.11	1.50 H	26	46.39	8.5
2	5460.00	43.24	AV	54.00	-10.76	1.50 H	26	34.74	8.5
3	#5470.00	57.05	PK	74.00	-16.95	1.50 H	26	48.55	8.5
4	#5470.00	45.00	AV	54.00	-9	1.50 H	26	36.5	8.5
5	*5500.00	97.40	PK	/	/	1.50 H	26	88.9	8.5
6	*5500.00	84.80	AV	/	/	1.50 H	26	76.3	8.5
7	11000.00	53.82	PK	74.00	-20.18	1.50 H	0	32.82	21.0
8	11000.00	42.65	AV	54.00	-11.35	1.50 H	0	21.65	21.0
ANTENNA POLARITY & TEST DISTANCE: VERTICAL AT 3 M（802.11a_5500MHz）									
No.	Frequency (MHz)	Emssion Level (dBuV/m)		Limit (dBuV/m)	Margin (dB)	Antenna Height (m)	Table Angle (Degree)	Raw Value (dBuV/m)	Correction Factor (dB/m)
1	5460.00	56.84	PK	74.00	-17.16	1.50 V	30	48.34	8.5
2	5460.00	42.67	AV	54.00	-11.33	1.50 V	30	34.17	8.5
3	#5470.00	61.74	PK	74.00	-12.26	150 V	30	53.24	8.5
4	#5470.00	44.70	AV	54.00	-9.3	1.50 V	30	36.20	8.5
5	*5500.00	98.37	PK	/	/	1.50 V	30	89.87	8.5
6	*5500.00	86.12	AV	/	/	1.50 V	30	77.62	8.5
7	11000.00	52.67	PK	74.00	-21.33	1.50 V	0	31.67	21.0
8	11000.00	42.44	AV	54.00	-11.56	1.50 V	0	21.44	21.0

ANTENNA POLARITY & TEST DISTANCE: HORIZONTAL AT 3 M（802.11a_5580MHz）									
No.	Frequency (MHz)	Emssion Level (dBuV/m)		Limit (dBuV/m)	Margin (dB)	Antenna Height (m)	Table Angle (Degree)	Raw Value (dBuV/m)	Correction Factor (dB/m)
1	*5580.00	96.85	PK	/	/	1.50 H	21	88.25	8.6
2	*5580.00	84.52	AV	/	/	1.50 H	21	75.92	8.6
3	11160.00	52.47	PK	74.00	-21.53	1.50 H	0	31.27	21.2
4	11160.00	43.24	AV	54.00	-10.76	1.50 H	0	22.04	21.2
ANTENNA POLARITY & TEST DISTANCE: VERTICAL AT 3 M（802.11a_5580MHz）									
No.	Frequency (MHz)	Emssion Level (dBuV/m)		Limit (dBuV/m)	Margin (dB)	Antenna Height (m)	Table Angle (Degree)	Raw Value (dBuV/m)	Correction Factor (dB/m)
1	*5580.00	96.60	PK	/	/	1.50 V	24	88.00	8.6
2	*5580.00	85.17	AV	/	/	1.50 V	24	76.57	8.6
3	11160.00	52.92	PK	74.00	-21.08	1.50 V	0	31.72	21.2
4	11160.00	43.15	AV	54.00	-10.85	1.50 V	0	21.95	21.2

ANTENNA POLARITY & TEST DISTANCE: HORIZONTAL AT 3 M（802.11a_5700MHz）									
No.	Frequency (MHz)	Emssion Level (dBuV/m)		Limit (dBuV/m)	Margin (dB)	Antenna Height (m)	Table Angle (Degree)	Raw Value (dBuV/m)	Correction Factor (dB/m)
1	*5700.00	96.81	PK	/	/	1.50 H	20	88.01	8.8
2	*5700.00	84.52	AV	/	/	1.50 H	20	75.72	8.8
3	#5725.00	55.56	PK	74.00	-18.44	1.50 H	20	46.76	8.8
4	#5725.00	44.97	AV	54.00	-9.03	1.50 H	20	36.17	8.8
6	11400.00	52.54	PK	74.00	-21.46	1.50 H	0	31.04	21.5
7	11400.00	42.33	AV	54.00	-11.67	1.50 H	0	20.83	21.5
ANTENNA POLARITY & TEST DISTANCE: VERTICAL AT 3 M（802.11a_5700MHz）									
No.	Frequency (MHz)	Emssion Level (dBuV/m)		Limit (dBuV/m)	Margin (dB)	Antenna Height (m)	Table Angle (Degree)	Raw Value (dBuV/m)	Correction Factor (dB/m)
1	*5700.00	96.31	PK	/	/	1.50 V	32	87.51	8.8
2	*5700.00	83.87	AV	/	/	1.50 V	32	75.07	8.8
3	#5725.00	56.43	PK	74.00	-17.57	1.50 V	32	47.63	8.8
4	#5725.00	45.11	AV	54.00	-8.89	1.50 V	32	36.31	8.8
5	11400.00	52.75	PK	74.00	-21.25	1.50 V	0	31.25	21.5
6	11400.00	42.47	AV	54.00	-11.53	1.50 V	0	20.97	21.5

ANTENNA POLARITY & TEST DISTANCE: HORIZONTAL AT 3 M（802.11a_5745MHz）									
No.	Frequency (MHz)	Emssion Level (dBuV/m)		Limit (dBuV/m)	Margin (dB)	Antenna Height (m)	Table Angle (Degree)	Raw Value (dBuV/m)	Correction Factor (dB/m)
1	#5610.40	52.75	PK	68.2	-15.45	1.50 H	33	44.05	8.7
2	*5745.00	98.65	PK	/	/	1.50 H	33	89.85	8.8
3	*5745.00	84.22	AV	/	/	1.50 H	33	75.42	8.8
4	#5943.20	53.67	PK	68.2	-14.53	1.50 H	33	44.67	9.0
5	11490.00	52.92	PK	74.00	-21.08	1.50 H	0	31.22	21.7
6	11490.00	42.47	AV	54.00	-11.53	1.50 H	0	20.77	21.7
ANTENNA POLARITY & TEST DISTANCE: VERTICAL AT 3 M（802.11a_5745MHz）									
No.	Frequency (MHz)	Emssion Level (dBuV/m)		Limit (dBuV/m)	Margin (dB)	Antenna Height (m)	Table Angle (Degree)	Raw Value (dBuV/m)	Correction Factor (dB/m)
1	#5610.40	52.34	PK	68.2	-15.86	1.50 H	12	43.64	8.7
2	*5745.00	98.24	PK	/	/	1.50 H	12	89.44	8.8
3	*5745.00	85.14	AV	/	/	1.50 H	12	76.34	8.8
4	#5943.20	52.98	PK	68.2	-15.22	1.50 H	12	43.98	9.0
5	11490.00	52.78	PK	74.00	-21.22	1.50 H	0	31.08	21.7
6	11490.00	42.06	AV	54.00	-11.94	1.50 H	0	20.36	21.7

ANTENNA POLARITY & TEST DISTANCE: HORIZONTAL AT 3 M（802.11a_5785MHz）									
No.	Frequency (MHz)	Emssion Level (dBuV/m)		Limit (dBuV/m)	Margin (dB)	Antenna Height (m)	Table Angle (Degree)	Raw Value (dBuV/m)	Correction Factor (dB/m)
1	*5785.00	99.12	PK	/	/	1.50 H	30	90.32	8.8
2	*5785.00	87.56	AV	/	/	1.50 H	30	78.76	8.8
3	11570.00	52.41	PK	74.00	-21.59	1.50 H	0	30.61	21.8
4	11570.00	42.03	AV	54.00	-11.97	1.50 H	0	20.23	21.8
ANTENNA POLARITY & TEST DISTANCE: VERTICAL AT 3 M（802.11a_5785MHz）									
No.	Frequency (MHz)	Emssion Level (dBuV/m)		Limit (dBuV/m)	Margin (dB)	Antenna Height (m)	Table Angle (Degree)	Raw Value (dBuV/m)	Correction Factor (dB/m)
1	*5785.00	98.87	PK	/	/	1.50 H	25	90.07	8.8
2	*5785.00	88.10	AV	/	/	1.50 H	25	79.30	8.8
3	11570.00	51.94	PK	74.00	-22.06	1.50 H	0	30.14	21.8
4	11570.00	41.89	AV	54.00	-12.11	1.50 H	0	20.09	21.8

ANTENNA POLARITY & TEST DISTANCE: HORIZONTAL AT 3 M（802.11a_5825MHz）									
No.	Frequency (MHz)	Emssion Level (dBuV/m)		Limit (dBuV/m)	Margin (dB)	Antenna Height (m)	Table Angle (Degree)	Raw Value (dBuV/m)	Correction Factor (dB/m)
1	#5640.00	50.24	PK	68.2	-17.96	1.50 H	24	41.54	8.7
2	*5825.00	97.35	PK	/	/	1.50 H	24	88.65	8.8
3	*5825.00	86.47	AV	/	/	1.50 H	24	77.67	8.8
4	#5975.20	51.52	PK	68.2	-16.68	1.50 H	24	42.72	9.0
5	11650.00	52.33	PK	74.00	-21.67	1.50 H	0	30.43	21.9
6	11650.00	43.07	AV	54.00	-10.93	1.50 H	0	21.17	21.9
ANTENNA POLARITY & TEST DISTANCE: VERTICAL AT 3 M（802.11a_5825MHz）									
No.	Frequency (MHz)	Emssion Level (dBuV/m)		Limit (dBuV/m)	Margin (dB)	Antenna Height (m)	Table Angle (Degree)	Raw Value (dBuV/m)	Correction Factor (dB/m)
1	#5640.00	49.92	PK	68.2	-18.28	1.50 V	26	41.22	8.7
2	*5825.00	97.75	PK	/	/	1.50 V	26	89.05	8.8
3	*5825.00	85.82	AV	/	/	1.50 V	26	77.02	8.8
4	#5975.20	50.23	PK	68.2	-17.97	1.50 V	26	41.43	9.0
5	11650.00	51.38	PK	74.00	-22.62	1.50 V	0	29.48	21.9
6	11650.00	42.82	AV	54.00	-11.18	1.50 V	0	20.92	21.9

ANTENNA POLARITY & TEST DISTANCE: HORIZONTAL AT 3 M（802.11n20_5180MHz）									
No.	Frequency (MHz)	Emssion Level (dBuV/m)		Limit (dBuV/m)	Margin (dB)	Antenna Height (m)	Table Angle (Degree)	Raw Value (dBuV/m)	Correction Factor (dB/m)
1	5150.00	53.25	PK	74.00	-20.75	1.50 H	22	45.75	7.5
2	5150.00	42.32	AV	54.00	-11.68	1.50 H	22	34.82	7.5
3	*5180.00	98.75	PK	/	/	1.50 H	22	91.15	7.6
4	*5180.00	87.35	AV	/	/	1.50 H	22	79.75	7.6
5	10360.00	50.16	PK	74.00	-23.84	1.50 H	0	30.36	19.8
6	10360.00	42.27	AV	54.00	-11.73	1.50 H	0	22.47	19.8

ANTENNA POLARITY & TEST DISTANCE: VERTICAL AT 3 M（802.11n20_5180MHz）									
No.	Frequency (MHz)	Emssion Level (dBuV/m)		Limit (dBuV/m)	Margin (dB)	Antenna Height (m)	Table Angle (Degree)	Raw Value (dBuV/m)	Correction Factor (dB/m)
1	5150.00	52.69	PK	74.00	-21.31	1.50 V	20	45.19	7.5
2	5150.00	42.17	AV	54.00	-11.83	1.50 V	20	34.67	7.5
3	*5180.00	98.04	PK	/	/	1.50 V	20	90.44	7.6
4	*5180.00	87.15	AV	/	/	1.50 V	20	79.55	7.6
5	10360.00	49.83	PK	74.00	-24.17	1.50 V	0	30.03	19.8
6	10360.00	41.89	AV	54.00	-12.11	1.50 V	0	22.09	19.8

ANTENNA POLARITY & TEST DISTANCE: HORIZONTAL AT 3 M（802.11n20_5220MHz）									
No.	Frequency (MHz)	Emssion Level (dBuV/m)		Limit (dBuV/m)	Margin (dB)	Antenna Height (m)	Table Angle (Degree)	Raw Value (dBuV/m)	Correction Factor (dB/m)
1	*5220.00	97.65	PK	/	/	1.50 H	25	89.95	7.7
2	*5220.00	88.28	AV	/	/	1.50 H	25	80.58	7.7
3	10440.00	51.06	PK	74.00	-22.94	1.50 H	0	31.16	19.9
4	10440.00	41.82	AV	54.00	-12.18	1.50 H	0	21.92	19.9
ANTENNA POLARITY & TEST DISTANCE: VERTICAL AT 3 M（802.11n20_5220MHz）									
No.	Frequency (MHz)	Emssion Level (dBuV/m)		Limit (dBuV/m)	Margin (dB)	Antenna Height (m)	Table Angle (Degree)	Raw Value (dBuV/m)	Correction Factor (dB/m)
1	*5220.00	98.35	PK	/	/	1.50 V	32	90.65	7.7
2	*5220.00	88.67	AV	/	/	1.50 V	32	80.97	7.7
3	10440.00	51.41	PK	74.00	-22.59	1.50 V	0	31.51	19.9
4	10440.00	41.62	AV	54.00	-12.38	1.50 V	0	21.72	19.9

ANTENNA POLARITY & TEST DISTANCE: HORIZONTAL AT 3 M（802.11n20_5240MHz）									
No.	Frequency (MHz)	Emssion Level (dBuV/m)		Limit (dBuV/m)	Margin (dB)	Antenna Height (m)	Table Angle (Degree)	Raw Value (dBuV/m)	Correction Factor (dB/m)
1	*5240.00	96.85	PK	/	/	1.50 H	30	89.15	7.7
2	*5240.00	87.12	AV	/	/	1.50 H	30	79.42	7.7
3	5350.00	53.31	PK	74.00	-20.69	1.50 H	30	45.31	8.0
4	5350.00	42.80	AV	54.00	-11.2	1.50 H	30	34.8	8.0
5	10480.00	52.44	PK	74.00	-21.56	1.50 H	0	32.54	19.9
6	10480.00	42.13	AV	54.00	-11.87	1.50 H	0	22.23	19.9
ANTENNA POLARITY & TEST DISTANCE: VERTICAL AT 3 M（802.11n20_5240MHz）									
No.	Frequency (MHz)	Emssion Level (dBuV/m)		Limit (dBuV/m)	Margin (dB)	Antenna Height (m)	Table Angle (Degree)	Raw Value (dBuV/m)	Correction Factor (dB/m)
1	*5240.00	97.26	PK	/	/	1.50 V	35	89.56	7.7
2	*5240.00	87.85	AV	/	/	1.50 V	35	80.15	7.7
3	5350.00	54.31	PK	74.00	-19.69	1.50 V	35	46.31	8.0
4	5350.00	42.78	AV	54.00	-11.22	1.50 V	35	34.78	8.0
5	10480.00	52.55	PK	74.00	-21.45	1.50 V	0	32.65	19.9
6	10480.00	42.27	AV	54.00	-11.73	1.50 V	0	22.37	19.9

ANTENNA POLARITY & TEST DISTANCE: HORIZONTAL AT 3 M（802.11n20_5260MHz）									
No.	Frequency (MHz)	Emssion Level (dBuV/m)		Limit (dBuV/m)	Margin (dB)	Antenna Height (m)	Table Angle (Degree)	Raw Value (dBuV/m)	Correction Factor (dB/m)
1	*5260.00	95.57	PK			1.50 H	29	87.87	7.7
2	*5260.00	86.25	AV			1.50 H	29	78.55	7.7
3	5350.00	52.93	PK	74.00	-21.07	1.50 H	29	44.93	8.0
4	5350.00	42.53	AV	54.00	-11.47	1.50 H	29	34.53	8.0
5	10520.00	52.47	PK	74.00	-21.53	1.50 H	0	32.47	20.0
6	10520.00	42.06	AV	54.00	-11.94	1.50 H	0	22.06	20.0
ANTENNA POLARITY & TEST DISTANCE: VERTICAL AT 3 M（802.11n20_5260MHz）									
No.	Frequency (MHz)	Emssion Level (dBuV/m)		Limit (dBuV/m)	Margin (dB)	Antenna Height (m)	Table Angle (Degree)	Raw Value (dBuV/m)	Correction Factor (dB/m)
1	*5260.00	96.34	PK			1.50 V	26	88.64	7.7
2	*5260.00	86.75	AV			1.50 V	26	79.05	7.7
3	5350.00	53.43	PK	74.00	-20.57	1.50 V	26	45.43	8.0
4	5350.00	42.47	AV	54.00	-11.53	1.50 V	26	34.47	8.0
5	10520.00	52.67	PK	74.00	-21.33	1.50 V	0	32.67	20.0
6	10520.00	42.75	AV	54.00	-11.25	1.50 V	0	22.75	20.0

ANTENNA POLARITY & TEST DISTANCE: HORIZONTAL AT 3 M（802.11n20_5300MHz）									
No.	Frequency (MHz)	Emssion Level (dBuV/m)		Limit (dBuV/m)	Margin (dB)	Antenna Height (m)	Table Angle (Degree)	Raw Value (dBuV/m)	Correction Factor (dB/m)
1	*5300.00	96.81	PK	/	/	1.50 H	42	89.01	7.8
2	*5300.00	86.24	AV	/	/	1.50 H	42	78.44	7.8
3	10600.00	52.17	PK	74.00	-21.83	1.50 H	0	32.17	20.0
4	10600.00	42.29	AV	54.00	-11.71	1.50 H	0	22.29	20.0
ANTENNA POLARITY & TEST DISTANCE: VERTICAL AT 3 M（802.11n20_5300MHz）									
No.	Frequency (MHz)	Emssion Level (dBuV/m)		Limit (dBuV/m)	Margin (dB)	Antenna Height (m)	Table Angle (Degree)	Raw Value (dBuV/m)	Correction Factor (dB/m)
1	*5300.00	95.98	PK	/	/	1.50 V	50	88.18	7.8
2	*5300.00	85.84	AV	/	/	1.50 V	50	78.04	7.8
3	10600.00	52.34	PK	74.00	-21.66	1.50 V	0	32.34	20.0
4	10600.00	42.06	AV	54.00	-11.94	1.50 V	0	22.06	20.0

ANTENNA POLARITY & TEST DISTANCE: HORIZONTAL AT 3 M（802.11n20_5320MHz）									
No.	Frequency (MHz)	Emssion Level (dBuV/m)		Limit (dBuV/m)	Margin (dB)	Antenna Height (m)	Table Angle (Degree)	Raw Value (dBuV/m)	Correction Factor (dB/m)
1	*5320.00	95.35	PK	/	/	1.50 H	30	87.45	7.9
2	*5320.00	84.77	AV	/	/	1.50 H	30	76.87	7.9
3	5350.00	54.11	PK	74.00	-19.89	1.50 H	30	46.11	8.0
4	5350.00	42.79	AV	54.00	-11.21	1.50 H	30	34.79	8.0
5	10640.00	52.09	PK	74.00	-21.91	1.50 H	0	31.99	20.1
6	10640.00	42.46	AV	54.00	-11.54	1.50 H	0	22.36	20.1
ANTENNA POLARITY & TEST DISTANCE: VERTICAL AT 3 M（802.11n20_5320MHz）									
No.	Frequency (MHz)	Emssion Level (dBuV/m)		Limit (dBuV/m)	Margin (dB)	Antenna Height (m)	Table Angle (Degree)	Raw Value (dBuV/m)	Correction Factor (dB/m)
1	*5320.00	95.87	PK	/	/	1.50 V	26	87.97	7.9
2	*5320.00	86.12	AV	/	/	1.50 V	26	78.22	7.9
3	5350.00	53.35	PK	74.00	-20.65	1.50 V	26	45.35	8.0
4	5350.00	42.92	AV	54.00	-11.08	1.50 V	26	34.92	8.0
5	10640.00	52.37	PK	74.00	-21.63	1.50 V	0	32.27	20.1
6	10640.00	42.64	AV	54.00	-11.36	1.50 V	0	22.54	20.1

ANTENNA POLARITY & TEST DISTANCE: HORIZONTAL AT 3 M（802.11n20_5500MHz）									
No.	Frequency (MHz)	Emssion Level (dBuV/m)		Limit (dBuV/m)	Margin (dB)	Antenna Height (m)	Table Angle (Degree)	Raw Value (dBuV/m)	Correction Factor (dB/m)
1	5460.00	53.61	PK	74.00	-14.59	1.50 H	15	45.11	8.5
2	5460.00	42.84	AV	54.00	-11.16	1.50 H	15	34.34	8.5
3	#5470.00	54.89	PK	74.00	-19.11	1.50 H	15	46.39	8.5
4	#5470.00	43.24	AV	54.00	-24.96	1.50 H	15	34.74	8.5
5	*5500.00	96.27	PK	/	/	1.50 H	15	87.77	8.5
6	*5500.00	84.36	AV	/	/	1.50 H	15	75.86	8.5
7	11000.00	52.75	PK	74.00	-15.45	1.50 H	0	31.75	21.0
8	11000.00	42.59	AV	54.00	-11.41	1.50 H	0	21.59	21.0
ANTENNA POLARITY & TEST DISTANCE: VERTICAL AT 3 M（802.11n20_5500MHz）									
No.	Frequency (MHz)	Emssion Level (dBuV/m)		Limit (dBuV/m)	Margin (dB)	Antenna Height (m)	Table Angle (Degree)	Raw Value (dBuV/m)	Correction Factor (dB/m)
1	5460.00	53.82	PK	74.00	-14.38	1.50 V	28	45.32	8.5
2	5460.00	42.51	AV	54.00	-11.49	1.50 V	28	34.01	8.5
3	#5470.00	54.65	PK	74.00	-19.35	150 V	28	46.15	8.5
4	#5470.00	43.71	AV	54.00	-24.49	1.50 V	28	35.21	8.5
5	*5500.00	95.69	PK	/	/	1.50 V	28	87.19	8.5
6	*5500.00	85.07	AV	/	/	1.50 V	28	76.57	8.5
7	11000.00	52.59	PK	74.00	-15.61	1.50 V	0	31.59	21.0
8	11000.00	42.14	AV	54.00	-11.86	1.50 V	0	21.14	21.0

ANTENNA POLARITY & TEST DISTANCE: HORIZONTAL AT 3 M（802.11n20_5580MHz）									
No.	Frequency (MHz)	Emssion Level (dBuV/m)		Limit (dBuV/m)	Margin (dB)	Antenna Height (m)	Table Angle (Degree)	Raw Value (dBuV/m)	Correction Factor (dB/m)
1	*5580.00	95.72	PK	/	/	1.50 H	28	87.12	8.6
2	*5580.00	84.66	AV	/	/	1.50 H	28	76.06	8.6
3	11160.00	52.24	PK	74.00	-21.76	1.50 H	0	31.04	21.2
4	11160.00	42.87	AV	54.00	-11.13	1.50 H	0	21.67	21.2
ANTENNA POLARITY & TEST DISTANCE: VERTICAL AT 3 M（802.11n20_5580MHz）									
No.	Frequency (MHz)	Emssion Level (dBuV/m)		Limit (dBuV/m)	Margin (dB)	Antenna Height (m)	Table Angle (Degree)	Raw Value (dBuV/m)	Correction Factor (dB/m)
1	*5580.00	96.14	PK	/	/	1.50 V	36	87.54	8.6
2	*5580.00	84.82	AV	/	/	1.50 V	36	76.22	8.6
3	11160.00	52.57	PK	74.00	-21.43	1.50 V	0	31.37	21.2
4	11160.00	42.79	AV	54.00	-11.21	1.50 V	0	21.59	21.2

ANTENNA POLARITY & TEST DISTANCE: HORIZONTAL AT 3 M（802.11n20_5700MHz）									
No.	Frequency (MHz)	Emssion Level (dBuV/m)		Limit (dBuV/m)	Margin (dB)	Antenna Height (m)	Table Angle (Degree)	Raw Value (dBuV/m)	Correction Factor (dB/m)
1	*5700.00	95.97	PK	/	/	1.50 H	14	87.17	8.8
2	*5700.00	84.88	AV	/	/	1.50 H	14	76.08	8.8
3	#5725.00	59.47	PK	74.00	-14.53	1.50 H	14	50.67	8.8
4	#5725.00	45.85	AV	54.00	-8.15	1.50 H	14	37.05	8.8
5	11400.00	52.41	PK	74.00	-21.59	1.50 H	0	30.91	21.5
6	11400.00	42.06	AV	54.00	-11.94	1.50 H	0	20.56	21.5
ANTENNA POLARITY & TEST DISTANCE: VERTICAL AT 3 M（802.11n20_5700MHz）									
No.	Frequency (MHz)	Emssion Level (dBuV/m)		Limit (dBuV/m)	Margin (dB)	Antenna Height (m)	Table Angle (Degree)	Raw Value (dBuV/m)	Correction Factor (dB/m)
1	*5700.00	95.75	PK	/	/	1.50 V	28	86.95	8.8
2	*5700.00	83.59	AV	/	/	1.50 V	28	74.79	8.8
3	#5725.00	57.75	PK	74.00	-16.25	1.50 V	28	48.95	8.8
4	#5725.00	44.97	AV	54.00	-9.03	1.50 V	28	36.17	8.8
5	11400.00	52.37	PK	74.00	-21.63	1.50 V	0	30.87	21.5
6	11400.00	42.24	AV	54.00	-11.76	1.50 V	0	20.74	21.5

ANTENNA POLARITY & TEST DISTANCE: HORIZONTAL AT 3 M（802.11n20_5745MHz）									
No.	Frequency (MHz)	Emssion Level (dBuV/m)		Limit (dBuV/m)	Margin (dB)	Antenna Height (m)	Table Angle (Degree)	Raw Value (dBuV/m)	Correction Factor (dB/m)
1	#5610.40	52.24	PK	68.2	-15.96	1.50 H	22	43.54	8.7
2	*5745.00	95.78	PK	/	/	1.50 H	22	86.98	8.8
3	*5745.00	84.63	AV	/	/	1.50 H	22	75.83	8.8
4	#5943.20	52.78	PK	68.2	-15.42	1.50 H	22	43.78	9.0
5	11490.00	51.62	PK	74.00	-22.38	1.50 H	0	29.92	21.7
6	11490.00	42.27	AV	54.00	-11.73	1.50 H	0	20.57	21.7
ANTENNA POLARITY & TEST DISTANCE: VERTICAL AT 3 M（802.11n20_5745MHz）									
No.	Frequency (MHz)	Emssion Level (dBuV/m)		Limit (dBuV/m)	Margin (dB)	Antenna Height (m)	Table Angle (Degree)	Raw Value (dBuV/m)	Correction Factor (dB/m)
1	#5610.40	52.14	PK	68.2	-16.06	1.50 H	26	43.44	8.7
2	*5745.00	95.63	PK	/	/	1.50 H	26	86.83	8.8
3	*5745.00	84.35	AV	/	/	1.50 H	26	75.55	8.8
4	#5943.20	52.16	PK	68.2	-16.04	1.50 H	26	43.16	9.0
5	11490.00	52.04	PK	74.00	-21.96	1.50 H	0	30.34	21.7
6	11490.00	42.33	AV	54.00	-11.67	1.50 H	0	20.63	21.7

ANTENNA POLARITY & TEST DISTANCE: HORIZONTAL AT 3 M（802.11n20_5785MHz）									
No.	Frequency (MHz)	Emssion Level (dBuV/m)		Limit (dBuV/m)	Margin (dB)	Antenna Height (m)	Table Angle (Degree)	Raw Value (dBuV/m)	Correction Factor (dB/m)
1	*5785.00	95.84	PK	/	/	1.50 H	30	87.04	8.8
2	*5785.00	84.62	AV	/	/	1.50 H	30	75.82	8.8
3	11570.00	52.23	PK	74.00	-21.77	1.50 H	0	30.43	21.8
4	11570.00	42.35	AV	54.00	-11.65	1.50 H	0	20.55	21.8
ANTENNA POLARITY & TEST DISTANCE: VERTICAL AT 3 M（802.11n20_5785MHz）									
No.	Frequency (MHz)	Emssion Level (dBuV/m)		Limit (dBuV/m)	Margin (dB)	Antenna Height (m)	Table Angle (Degree)	Raw Value (dBuV/m)	Correction Factor (dB/m)
1	*5785.00	95.27	PK	/	/	1.50 H	25	86.47	8.8
2	*5785.00	84.84	AV	/	/	1.50 H	25	76.04	8.8
3	11570.00	51.58	PK	74.00	-22.42	1.50 H	0	29.78	21.8
4	11570.00	41.62	AV	54.00	-12.38	1.50 H	0	19.82	21.8

ANTENNA POLARITY & TEST DISTANCE: HORIZONTAL AT 3 M（802.11n20_5825MHz）									
No.	Frequency (MHz)	Emssion Level (dBuV/m)		Limit (dBuV/m)	Margin (dB)	Antenna Height (m)	Table Angle (Degree)	Raw Value (dBuV/m)	Correction Factor (dB/m)
1	#5640.00	50.45	PK	68.2	-17.75	1.50 H	42	41.75	8.7
2	*5825.00	94.69	PK	/	/	1.50 H	42	85.99	8.8
3	*5825.00	84.25	AV	/	/	1.50 H	42	75.45	8.8
4	#5975.20	51.37	PK	68.2	-16.83	1.50 H	42	42.57	9.0
5	11650.00	52.64	PK	74.00	-21.36	1.50 H	0	30.74	21.9
6	11650.00	42.85	AV	54.00	-11.15	1.50 H	0	20.95	21.9
ANTENNA POLARITY & TEST DISTANCE: VERTICAL AT 3 M（802.11n20_5825MHz）									
No.	Frequency (MHz)	Emssion Level (dBuV/m)		Limit (dBuV/m)	Margin (dB)	Antenna Height (m)	Table Angle (Degree)	Raw Value (dBuV/m)	Correction Factor (dB/m)
1	#5640.00	50.11	PK	68.2	-18.09	1.50 V	38	41.41	8.7
2	*5825.00	95.39	PK	/	/	1.50 V	38	86.69	8.8
3	*5825.00	84.88	AV	/	/	1.50 V	38	76.08	8.8
4	#5975.20	51.28	PK	68.2	-16.92	1.50 V	38	42.48	9.0
5	11650.00	52.08	PK	74.00	-21.92	1.50 V	0	30.18	21.9
6	11650.00	42.74	AV	54.00	-11.26	1.50 V	0	20.84	21.9

ANTENNA POLARITY & TEST DISTANCE: HORIZONTAL AT 3 M（802.11n40_5190MHz）									
No.	Frequency (MHz)	Emssion Level (dBuV/m)		Limit (dBuV/m)	Margin (dB)	Antenna Height (m)	Table Angle (Degree)	Raw Value (dBuV/m)	Correction Factor (dB/m)
1	5150.00	55.06	PK	74.00	-18.94	1.50 H	34	47.56	7.5
2	5150.00	42.65	AV	54.00	-11.35	1.50 H	34	35.15	7.5
3	*5190.00	96.67	PK	/	/	1.50 H	34	89.07	7.6
4	*5190.00	85.42	AV	/	/	1.50 H	34	77.82	7.6
5	10380.00	53.24	PK	74.00	-20.76	1.50 H	0	33.44	19.8
6	10380.00	42.35	AV	54.00	-11.65	1.50 H	0	22.55	19.8
ANTENNA POLARITY & TEST DISTANCE: VERTICAL AT 3 M（802.11n40_5190MHz）									
No.	Frequency (MHz)	Emssion Level (dBuV/m)		Limit (dBuV/m)	Margin (dB)	Antenna Height (m)	Table Angle (Degree)	Raw Value (dBuV/m)	Correction Factor (dB/m)
1	5150.00	52.48	PK	74.00	-21.52	1.50 V	28	44.98	7.5
2	5150.00	42.34	AV	54.00	-11.66	1.50 V	28	34.84	7.5
3	*5190.00	95.46	PK	/	/	1.50 V	28	87.86	7.6
4	*5190.00	84.32	AV	/	/	1.50 V	28	76.72	7.6
5	10380.00	52.78	PK	74.00	-21.22	1.50 V	0	32.98	19.8
6	10380.00	42.14	AV	54.00	-11.86	1.50 V	0	22.34	19.8

ANTENNA POLARITY & TEST DISTANCE: HORIZONTAL AT 3 M（802.11n40_5230MHz）									
No.	Frequency (MHz)	Emssion Level (dBuV/m)		Limit (dBuV/m)	Margin (dB)	Antenna Height (m)	Table Angle (Degree)	Raw Value (dBuV/m)	Correction Factor (dB/m)
1	*5230.00	96.37	PK	/	/	1.50 H	32	88.67	7.7
2	*5230.00	85.42	AV	/	/	1.50 H	32	77.72	7.7
3	5350.00	53.65	PK	74.00	-20.35	1.50 H	32	45.65	8.0
4	5350.00	42.79	AV	54.00	-11.21	1.50 H	32	34.79	8.0
5	10460.00	51.79	PK	74.00	-22.21	1.50 H	0	31.89	19.9
6	10460.00	42.35	AV	54.00	-11.65	1.50 H	0	22.45	19.9
ANTENNA POLARITY & TEST DISTANCE: VERTICAL AT 3 M（802.11n40_5230MHz）									
No.	Frequency (MHz)	Emssion Level (dBuV/m)		Limit (dBuV/m)	Margin (dB)	Antenna Height (m)	Table Angle (Degree)	Raw Value (dBuV/m)	Correction Factor (dB/m)
1	*5230.00	95.47	PK	/	/	1.50 V	27	87.77	7.7
2	*5230.00	84.36	AV	/	/	1.50 V	27	76.66	7.7
3	5350.00	52.57	PK	74.00	-21.43	1.50 V	27	44.57	8.0
4	5350.00	42.95	AV	54.00	-11.05	1.50 V	27	34.95	8.0
5	10460.00	52.22	PK	74.00	-21.78	1.50 V	0	32.32	19.9
6	10460.00	42.84	AV	54.00	-11.16	1.50 V	0	22.94	19.9

ANTENNA POLARITY & TEST DISTANCE: HORIZONTAL AT 3 M（802.11n40_5270MHz）									
No.	Frequency (MHz)	Emssion Level (dBuV/m)		Limit (dBuV/m)	Margin (dB)	Antenna Height (m)	Table Angle (Degree)	Raw Value (dBuV/m)	Correction Factor (dB/m)
1	5150.00	52.72	PK	74.00	-21.28	1.50 H	33	45.22	7.5
2	5150.00	42.31	AV	54.00	-11.69	1.50 H	33	34.81	7.5
3	*5270.00	94.42	PK	/	/	1.50 H	33	86.72	7.7
4	*5270.00	83.32	AV	/	/	1.50 H	33	75.62	7.7
5	10540.00	50.42	PK	74.00	-23.58	1.50 H	0	30.42	20.0
6	10540.00	41.27	AV	54.00	-12.73	1.50 H	0	21.27	20.0
ANTENNA POLARITY & TEST DISTANCE: VERTICAL AT 3 M（802.11n40_5270MHz）									
No.	Frequency (MHz)	Emssion Level (dBuV/m)		Limit (dBuV/m)	Margin (dB)	Antenna Height (m)	Table Angle (Degree)	Raw Value (dBuV/m)	Correction Factor (dB/m)
1	5150.00	54.02	PK	74.00	-19.98	1.50 V	45	46.52	7.5
2	5150.00	42.37	AV	54.00	-11.63	1.50 V	45	34.87	7.5
3	*5270.00	94.62	PK	/	/	1.50 V	45	86.92	7.7
4	*5270.00	83.27	AV	/	/	1.50 V	45	75.57	7.7
5	10540.00	49.97	PK	74.00	-24.03	1.50 V	0	29.97	20.0
6	10540.00	40.69	AV	54.00	-13.31	1.50 V	0	20.69	20.0

ANTENNA POLARITY & TEST DISTANCE: HORIZONTAL AT 3 M（802.11n40_5310MHz）									
No.	Frequency (MHz)	Emssion Level (dBuV/m)		Limit (dBuV/m)	Margin (dB)	Antenna Height (m)	Table Angle (Degree)	Raw Value (dBuV/m)	Correction Factor (dB/m)
1	*5310.00	95.74	PK	/	/	1.50 H	20	87.94	7.8
2	*5310.00	84.61	AV	/	/	1.50 H	20	76.81	7.8
3	5350.00	53.49	PK	74.00	-20.51	1.50 H	20	45.49	8.0
4	5350.00	42.62	AV	54.00	-11.38	1.50 H	20	34.62	8.0
5	10620.00	50.12	PK	74.00	-23.88	1.50 H	0	30.02	20.1
6	10620.00	40.87	AV	54.00	-13.13	1.50 H	0	20.77	20.1
ANTENNA POLARITY & TEST DISTANCE: VERTICAL AT 3 M（802.11n40_5310MHz）									
No.	Frequency (MHz)	Emssion Level (dBuV/m)		Limit (dBuV/m)	Margin (dB)	Antenna Height (m)	Table Angle (Degree)	Raw Value (dBuV/m)	Correction Factor (dB/m)
1	*5310.00	94.75	PK	/	/	1.50 V	27	86.95	7.8
2	*5310.00	83.98	AV	/	/	1.50 V	27	76.18	7.8
3	5350.00	52.85	PK	74.00	-21.15	1.50 V	27	44.85	8.0
4	5350.00	42.23	AV	54.00	-11.77	1.50 V	27	34.23	8.0
5	10620.00	50.83	PK	74.00	-23.17	1.50 V	0	30.73	20.1
6	10620.00	41.24	AV	54.00	-12.76	1.50 V	0	21.14	20.1

ANTENNA POLARITY & TEST DISTANCE: HORIZONTAL AT 3 M（802.11n40_5510MHz）									
No.	Frequency (MHz)	Emssion Level (dBuV/m)		Limit (dBuV/m)	Margin (dB)	Antenna Height (m)	Table Angle (Degree)	Raw Value (dBuV/m)	Correction Factor (dB/m)
1	5460.00	53.24	PK	74.00	-20.76	1.50 H	33	44.74	8.5
2	5460.00	42.57	AV	54.00	-11.43	1.50 H	33	34.07	8.5
3	#5470.00	55.12	PK	74.00	-18.88	1.50 H	33	46.62	8.5
4	#5470.00	44.08	AV	54.00	-9.92	1.50 H	33	35.58	8.5
5	*5510.00	94.78	PK	/	/	1.50 H	33	86.28	8.5
6	*5510.00	83.62	AV	/	/	1.50 H	33	75.12	8.5
7	11020.00	51.26	PK	74.00	-22.74	1.50 H	0	30.26	21.0
8	11020.00	42.34	AV	54.00	-11.66	1.50 H	0	21.34	21.0
ANTENNA POLARITY & TEST DISTANCE: VERTICAL AT 3 M（802.11n40_5510MHz）									
No.	Frequency (MHz)	Emssion Level (dBuV/m)		Limit (dBuV/m)	Margin (dB)	Antenna Height (m)	Table Angle (Degree)	Raw Value (dBuV/m)	Correction Factor (dB/m)
1	5460.00	53.17	PK	74.00	-20.83	1.50 V	30	44.67	8.5
2	5460.00	42.23	AV	54.00	-11.77	1.50 V	30	33.73	8.5
3	#5470.00	58.24	PK	74.00	-15.76	1.50 V	30	49.74	8.5
4	#5470.00	44.70	AV	54.00	-9.3	1.50 V	30	36.20	8.5
5	*5510.00	93.75	PK	/	/	1.50 V	30	85.25	8.5
6	*5510.00	83.44	AV	/	/	1.50 V	30	74.94	8.5
7	11020.00	50.45	PK	74.00	-23.55	1.50 V	0	29.45	21.0
8	11020.00	41.94	AV	54.00	-12.06	1.50 V	0	20.94	21.0

ANTENNA POLARITY & TEST DISTANCE: HORIZONTAL AT 3 M（802.11n40_5670MHz）									
No.	Frequency (MHz)	Emssion Level (dBuV/m)		Limit (dBuV/m)	Margin (dB)	Antenna Height (m)	Table Angle (Degree)	Raw Value (dBuV/m)	Correction Factor (dB/m)
1	*5670.00	94.25	PK	/	/	1.50 H	21	85.55	8.7
2	*5670.00	83.17	AV			1.50 H	21	74.47	8.7
3	#5725.00	55.11	PK	/	-18.89	1.50 H	21	46.31	8.8
4	#5725.00	44.32	AV	74.00	-9.68	1.50 H	21	35.52	8.8
5	11340.00	50.22	PK	54.00	-23.78	1.50 H	0	28.82	21.4
6	11340.00	40.35	AV	74.00	-13.65	1.50 H	0	18.95	21.4
ANTENNA POLARITY & TEST DISTANCE: VERTICAL AT 3 M（802.11n40_5670MHz）									
No.	Frequency (MHz)	Emssion Level (dBuV/m)		Limit (dBuV/m)	Margin (dB)	Antenna Height (m)	Table Angle (Degree)	Raw Value (dBuV/m)	Correction Factor (dB/m)
1	*5670.00	93.40	PK	/	/	1.50 V	25	84.70	8.7
2	*5670.00	83.04	AV	/	/	1.50 V	25	74.34	8.7
3	#5725.00	55.45	PK	74.00	-18.55	1.50 V	25	46.65	8.8
4	#5725.00	44.42	AV	54.00	-9.58	1.50 V	25	35.62	8.8
5	11340.00	49.86	PK	74.00	-24.14	1.50 V	0	28.46	21.4
6	11340.00	40.07	AV	54.00	-13.93	1.50 V	0	18.67	21.4

ANTENNA POLARITY & TEST DISTANCE: HORIZONTAL AT 3 M（802.11n40_5755MHz）									
No.	Frequency (MHz)	Emssion Level (dBuV/m)		Limit (dBuV/m)	Margin (dB)	Antenna Height (m)	Table Angle (Degree)	Raw Value (dBuV/m)	Correction Factor (dB/m)
1	#5612.20	50.35	PK	68.2	-17.85	1.50 H	15	41.65	8.7
2	*5755.00	92.74	PK	/	/	1.50 H	15	84.04	8.8
3	*5755.00	81.45	AV	/	/	1.50 H	15	72.65	8.8
4	#5958.40	51.21	PK	68.2	-16.99	1.50 H	15	42.41	9.0
5	11510.00	50.77	PK	74.00	-23.23	1.50 H	0	28.87	21.7
6	11510.00	41.42	AV	54.00	-12.58	1.50 H	0	19.52	21.7
ANTENNA POLARITY & TEST DISTANCE: VERTICAL AT 3 M（802.11n40_5755MHz）									
No.	Frequency (MHz)	Emssion Level (dBuV/m)		Limit (dBuV/m)	Margin (dB)	Antenna Height (m)	Table Angle (Degree)	Raw Value (dBuV/m)	Correction Factor (dB/m)
1	#5611.20	50.62	PK	68.2	-17.58	1.50 V	28	41.92	8.7
2	*5755.00	93.01	PK	/	/	1.50 V	28	84.31	8.8
3	*5755.00	81.96	AV	/	/	1.50 V	28	73.16	8.8
4	#5958.40	51.14	PK	68.2	-17.06	1.50 V	28	42.34	9.0
5	11510.00	50.63	PK	74.00	-23.37	1.50 V	0	28.73	21.7
6	11510.00	41.33	AV	54.00	-12.67	1.50 V	0	19.43	21.7

ANTENNA POLARITY & TEST DISTANCE: HORIZONTAL AT 3 M（802.11n40_5795MHz）									
No.	Frequency (MHz)	Emssion Level (dBuV/m)		Limit (dBuV/m)	Margin (dB)	Antenna Height (m)	Table Angle (Degree)	Raw Value (dBuV/m)	Correction Factor (dB/m)
1	#5613.60	49.24	PK	68.2	-18.96	1.50 H	14	40.54	8.7
2	*5795.00	93.35	AV		/	1.50 H	14	84.65	8.8
3	*5795.00	82.54	PK		-30.60	1.50 H	14	73.74	8.8
4	#5976.10	50.01	PK	68.2	-18.19	1.50 H	14	41.21	9.0
5	11590.00	52.24	PK	74.00	-21.76	1.50 H	0	30.34	21.8
6	11590.00	42.11	AV	54.00	-11.89	1.50 H	0	20.21	21.8
ANTENNA POLARITY & TEST DISTANCE: VERTICAL AT 3 M（802.11n40_5795MHz）									
No.	Frequency (MHz)	Emssion Level (dBuV/m)		Limit (dBuV/m)	Margin (dB)	Antenna Height (m)	Table Angle (Degree)	Raw Value (dBuV/m)	Correction Factor (dB/m)
1	#5613.60	50.05	PK	68.2	-18.15	1.50 V	20	41.35	8.7
2	*5795.00	93.74	AV		/	1.50 V	20	85.04	8.8
3	*5795.00	82.66	PK		-33.20	1.50 V	20	73.86	8.8
4	#5976.10	49.97	PK	68.2	-18.23	1.50 V	20	41.17	9.0
5	11590.00	52.14	PK	74.00	-21.86	1.50 V	0	30.24	21.8
6	11590.00	41.85	AV	54.00	-12.15	1.50 V	0	19.95	21.8

ANTENNA POLARITY & TEST DISTANCE: HORIZONTAL AT 3 M（802.11ac20_5180MHz）									
No.	Frequency (MHz)	Emssion Level (dBuV/m)		Limit (dBuV/m)	Margin (dB)	Antenna Height (m)	Table Angle (Degree)	Raw Value (dBuV/m)	Correction Factor (dB/m)
1	5150.00	52.74	PK	74.00	-21.26	1.50 H	32	45.24	7.5
2	5150.00	41.96	AV	54.00	-12.04	1.50 H	32	34.46	7.5
3	*5180.00	98.27	PK	/	/	1.50 H	32	90.67	7.6
4	*5180.00	87.19	AV	/	/	1.50 H	32	79.59	7.6
5	10360.00	50.23	PK	74.00	-23.77	1.50 H	0	30.43	19.8
6	10360.00	41.02	AV	54.00	-12.98	1.50 H	0	21.22	19.8
ANTENNA POLARITY & TEST DISTANCE: VERTICAL AT 3 M（802.11ac20_5180MHz）									
No.	Frequency (MHz)	Emssion Level (dBuV/m)		Limit (dBuV/m)	Margin (dB)	Antenna Height (m)	Table Angle (Degree)	Raw Value (dBuV/m)	Correction Factor (dB/m)
1	5150.00	52.15	PK	74.00	-21.85	1.50 V	41	44.65	7.5
2	5150.00	41.57	AV	54.00	-12.43	1.50 V	41	34.07	7.5
3	*5180.00	97.54	PK	/	/	1.50 V	41	89.94	7.6
4	*5180.00	86.82	AV	/	/	1.50 V	41	79.22	7.6
5	10360.00	50.04	PK	74.00	-23.96	1.50 V	0	30.24	19.8
6	10360.00	40.84	AV	54.00	-13.16	1.50 V	0	21.04	19.8

ANTENNA POLARITY & TEST DISTANCE: HORIZONTAL AT 3 M（802.11ac20_5220MHz）									
No.	Frequency (MHz)	Emssion Level (dBuV/m)		Limit (dBuV/m)	Margin (dB)	Antenna Height (m)	Table Angle (Degree)	Raw Value (dBuV/m)	Correction Factor (dB/m)
1	*5220.00	97.21	PK	/	/	1.50 H	25	89.51	7.7
2	*5220.00	87.55	AV	/	/	1.50 H	25	79.85	7.7
3	10440.00	50.36	PK	74.00	-23.64	1.50 H	0	30.46	19.9
4	10440.00	41.24	AV	54.00	-12.76	1.50 H	0	21.34	19.9
ANTENNA POLARITY & TEST DISTANCE: VERTICAL AT 3 M（802.11ac20_5220MHz）									
No.	Frequency (MHz)	Emssion Level (dBuV/m)		Limit (dBuV/m)	Margin (dB)	Antenna Height (m)	Table Angle (Degree)	Raw Value (dBuV/m)	Correction Factor (dB/m)
1	*5220.00	97.59	PK	/	/	1.50 V	32	89.89	7.7
2	*5220.00	86.89	AV	/	/	1.50 V	32	79.19	7.7
3	10440.00	50.82	PK	74.00	-23.18	1.50 V	0	30.92	19.9
4	10440.00	40.77	AV	54.00	-13.23	1.50 V	0	20.87	19.9

ANTENNA POLARITY & TEST DISTANCE: HORIZONTAL AT 3 M（802.11ac20_5240MHz）									
No.	Frequency (MHz)	Emssion Level (dBuV/m)		Limit (dBuV/m)	Margin (dB)	Antenna Height (m)	Table Angle (Degree)	Raw Value (dBuV/m)	Correction Factor (dB/m)
1	*5240.00	97.02	PK	/	/	1.50 H	30	89.32	7.7
2	*5240.00	86.86	AV	/	/	1.50 H	30	79.16	7.7
3	5350.00	52.44	PK	74.00	-21.56	1.50 H	30	44.44	8.0
4	5350.00	42.23	AV	54.00	-11.77	1.50 H	30	34.23	8.0
5	10480.00	51.81	PK	74.00	-22.19	1.50 H	0	31.91	19.9
6	10480.00	41.73	AV	54.00	-12.27	1.50 H	0	21.83	19.9
ANTENNA POLARITY & TEST DISTANCE: VERTICAL AT 3 M（802.11ac20_5240MHz）									
No.	Frequency (MHz)	Emssion Level (dBuV/m)		Limit (dBuV/m)	Margin (dB)	Antenna Height (m)	Table Angle (Degree)	Raw Value (dBuV/m)	Correction Factor (dB/m)
1	*5240.00	97.16	PK	/	/	1.50 V	35	89.46	7.7
2	*5240.00	86.84	AV	/	/	1.50 V	35	79.14	7.7
3	5350.00	53.24	PK	74.00	-20.76	1.50 V	35	45.24	8.0
4	5350.00	42.59	AV	54.00	-11.41	1.50 V	35	34.59	8.0
5	10480.00	52.04	PK	74.00	-21.96	1.50 V	0	32.14	19.9
6	10480.00	41.49	AV	54.00	-12.51	1.50 V	0	21.59	19.9

ANTENNA POLARITY & TEST DISTANCE: HORIZONTAL AT 3 M（802.11ac20_5260MHz）									
No.	Frequency (MHz)	Emssion Level (dBuV/m)		Limit (dBuV/m)	Margin (dB)	Antenna Height (m)	Table Angle (Degree)	Raw Value (dBuV/m)	Correction Factor (dB/m)
1	*5260.00	96.47	PK			1.50 H	29	88.77	7.7
2	*5260.00	85.79	AV			1.50 H	29	78.09	7.7
3	5350.00	52.35	PK	74.00	-21.65	1.50 H	29	44.35	8.0
4	5350.00	42.22	AV	54.00	-11.78	1.50 H	29	34.22	8.0
5	10520.00	52.11	PK	74.00	-21.89	1.50 H	0	32.11	20.0
6	10520.00	41.82	AV	54.00	-12.18	1.50 H	0	21.82	20.0
ANTENNA POLARITY & TEST DISTANCE: VERTICAL AT 3 M（802.11ac20_5260MHz）									
No.	Frequency (MHz)	Emssion Level (dBuV/m)		Limit (dBuV/m)	Margin (dB)	Antenna Height (m)	Table Angle (Degree)	Raw Value (dBuV/m)	Correction Factor (dB/m)
1	*5260.00	96.12	PK			1.50 V	26	88.42	7.7
2	*5260.00	85.61	AV			1.50 V	26	77.91	7.7
3	5350.00	52.47	PK	74.00	-21.53	1.50 V	26	44.47	8.0
4	5350.00	42.10	AV	54.00	-11.9	1.50 V	26	34.10	8.0
5	10520.00	52.37	PK	74.00	-21.63	1.50 V	0	32.37	20.0
6	10520.00	42.21	AV	54.00	-11.79	1.50 V	0	22.21	20.0

ANTENNA POLARITY & TEST DISTANCE: HORIZONTAL AT 3 M（802.11ac20_5300MHz）									
No.	Frequency (MHz)	Emssion Level (dBuV/m)		Limit (dBuV/m)	Margin (dB)	Antenna Height (m)	Table Angle (Degree)	Raw Value (dBuV/m)	Correction Factor (dB/m)
1	*5300.00	95.43	PK	/	/	1.50 H	42	87.63	7.8
2	*5300.00	85.68	AV	/	/	1.50 H	42	77.88	7.8
3	10600.00	51.08	PK	74.00	-22.92	1.50 H	0	31.08	20.0
4	10600.00	41.62	AV	54.00	-12.38	1.50 H	0	21.62	20.0
ANTENNA POLARITY & TEST DISTANCE: VERTICAL AT 3 M（802.11ac20_5300MHz）									
No.	Frequency (MHz)	Emssion Level (dBuV/m)		Limit (dBuV/m)	Margin (dB)	Antenna Height (m)	Table Angle (Degree)	Raw Value (dBuV/m)	Correction Factor (dB/m)
1	*5300.00	95.75	PK	/	/	1.50 V	50	87.95	7.8
2	*5300.00	85.11	AV	/	/	1.50 V	50	77.31	7.8
3	10600.00	51.64	PK	74.00	-22.36	1.50 V	0	31.64	20.0
4	10600.00	41.52	AV	54.00	-12.48	1.50 V	0	21.52	20.0

ANTENNA POLARITY & TEST DISTANCE: HORIZONTAL AT 3 M（802.11ac20_5320MHz）									
No.	Frequency (MHz)	Emssion Level (dBuV/m)		Limit (dBuV/m)	Margin (dB)	Antenna Height (m)	Table Angle (Degree)	Raw Value (dBuV/m)	Correction Factor (dB/m)
1	*5320.00	95.67	PK	/	/	1.50 H	30	87.77	7.9
2	*5320.00	84.25	AV	/	/	1.50 H	30	76.35	7.9
3	5350.00	53.92	PK	74.00	-20.08	1.50 H	30	45.92	8.0
4	5350.00	42.35	AV	54.00	-11.65	1.50 H	30	34.35	8.0
5	10640.00	51.22	PK	74.00	-22.78	1.50 H	0	31.12	20.1
6	10640.00	41.08	AV	54.00	-12.92	1.50 H	0	20.98	20.1
ANTENNA POLARITY & TEST DISTANCE: VERTICAL AT 3 M（802.11ac20_5320MHz）									
No.	Frequency (MHz)	Emssion Level (dBuV/m)		Limit (dBuV/m)	Margin (dB)	Antenna Height (m)	Table Angle (Degree)	Raw Value (dBuV/m)	Correction Factor (dB/m)
1	*5320.00	95.13	PK	/	/	1.50 V	26	87.23	7.9
2	*5320.00	85.47	AV	/	/	1.50 V	26	77.57	7.9
3	5350.00	52.15	PK	74.00	-21.85	1.50 V	26	44.15	8.0
4	5350.00	41.32	AV	54.00	-12.68	1.50 V	26	33.32	8.0
5	10640.00	51.36	PK	74.00	-22.64	1.50 V	0	31.26	20.1
6	10640.00	41.42	AV	54.00	-12.58	1.50 V	0	21.32	20.1

ANTENNA POLARITY & TEST DISTANCE: HORIZONTAL AT 3 M（802.11ac20_5500MHz）									
No.	Frequency (MHz)	Emssion Level (dBuV/m)		Limit (dBuV/m)	Margin (dB)	Antenna Height (m)	Table Angle (Degree)	Raw Value (dBuV/m)	Correction Factor (dB/m)
1	5460.00	53.46	PK	74.00	-20.54	1.50 H	15	44.96	8.5
2	5460.00	42.72	AV	54.00	-11.28	1.50 H	15	34.22	8.5
3	#5470.00	54.34	PK	74.00	-19.66	1.50 H	15	45.84	8.5
4	#5470.00	43.07	AV	54.00	-10.93	1.50 H	15	34.57	8.5
5	*5500.00	95.76	PK	/	/	1.50 H	15	87.26	8.5
6	*5500.00	84.32	AV	/	/	1.50 H	15	75.82	8.5
7	11000.00	52.14	PK	74.00	-21.86	1.50 H	0	31.14	21.0
8	11000.00	42.32	AV	54.00	-11.68	1.50 H	0	21.32	21.0

ANTENNA POLARITY & TEST DISTANCE: VERTICAL AT 3 M（802.11ac20_5500MHz）									
No.	Frequency (MHz)	Emssion Level (dBuV/m)		Limit (dBuV/m)	Margin (dB)	Antenna Height (m)	Table Angle (Degree)	Raw Value (dBuV/m)	Correction Factor (dB/m)
1	5460.00	53.27	PK	74.00	-20.73	1.50 V	28	44.77	8.5
2	5460.00	42.19	AV	54.00	-11.81	1.50 V	28	33.69	8.5
3	#5470.00	54.16	PK	74.00	-19.84	150 V	28	45.66	8.5
4	#5470.00	43.32	AV	54.00	-10.68	1.50 V	28	34.82	8.5
5	*5500.00	95.45	PK	/	/	1.50 V	28	86.95	8.5
6	*5500.00	84.85	AV	/	/	1.50 V	28	76.35	8.5
7	11000.00	52.22	PK	74.00	-21.78	1.50 V	0	31.22	21.0
8	11000.00	42.07	AV	54.00	-11.93	1.50 V	0	21.07	21.0

ANTENNA POLARITY & TEST DISTANCE: HORIZONTAL AT 3 M（802.11ac20_5580MHz）									
No.	Frequency (MHz)	Emssion Level (dBuV/m)		Limit (dBuV/m)	Margin (dB)	Antenna Height (m)	Table Angle (Degree)	Raw Value (dBuV/m)	Correction Factor (dB/m)
1	*5580.00	95.24	PK	/	/	1.50 H	28	86.64	8.6
2	*5580.00	84.37	AV	/	/	1.50 H	28	75.77	8.6
3	11160.00	52.06	PK	74.00	-21.94	1.50 H	0	30.86	21.2
4	11160.00	42.27	AV	54.00	-11.73	1.50 H	0	21.07	21.2
ANTENNA POLARITY & TEST DISTANCE: VERTICAL AT 3 M（802.11ac20_5580MHz）									
No.	Frequency (MHz)	Emssion Level (dBuV/m)		Limit (dBuV/m)	Margin (dB)	Antenna Height (m)	Table Angle (Degree)	Raw Value (dBuV/m)	Correction Factor (dB/m)
1	*5580.00	95.78	PK	/	/	1.50 V	36	87.18	8.6
2	*5580.00	84.15	AV	/	/	1.50 V	36	75.55	8.6
3	11160.00	52.34	PK	74.00	-21.66	1.50 V	0	31.14	21.2
4	11160.00	42.29	AV	54.00	-11.71	1.50 V	0	21.09	21.2

ANTENNA POLARITY & TEST DISTANCE: HORIZONTAL AT 3 M（802.11ac20_5700MHz）									
No.	Frequency (MHz)	Emssion Level (dBuV/m)		Limit (dBuV/m)	Margin (dB)	Antenna Height (m)	Table Angle (Degree)	Raw Value (dBuV/m)	Correction Factor (dB/m)
1	*5700.00	95.25	PK	/	/	1.50 H	14	86.45	8.8
2	*5700.00	84.36	AV	/	/	1.50 H	14	75.56	8.8
3	#5725.00	58.62	PK	74.00	-15.38	1.50 H	14	49.82	8.8
4	#5725.00	45.57	AV	54.00	-8.43	1.50 H	14	36.77	8.8
5	11400.00	52.22	PK	74.00	-21.78	1.50 H	0	30.72	21.5
6	11400.00	41.86	AV	54.00	-12.14	1.50 H	0	20.36	21.5
ANTENNA POLARITY & TEST DISTANCE: VERTICAL AT 3 M（802.11ac20_5700MHz）									
No.	Frequency (MHz)	Emssion Level (dBuV/m)		Limit (dBuV/m)	Margin (dB)	Antenna Height (m)	Table Angle (Degree)	Raw Value (dBuV/m)	Correction Factor (dB/m)
1	*5700.00	95.34	PK	/	/	1.50 V	28	86.54	8.8
2	*5700.00	83.82	AV	/	/	1.50 V	28	75.02	8.8
3	#5725.00	57.89	PK	74.00	-16.11	1.50 V	28	49.09	8.8
4	#5725.00	44.72	AV	54.00	-9.28	1.50 V	28	35.92	8.8
5	11400.00	52.14	PK	74.00	-21.86	1.50 V	0	30.64	21.5
6	11400.00	41.75	AV	54.00	-12.25	1.50 V	0	20.25	21.5

ANTENNA POLARITY & TEST DISTANCE: HORIZONTAL AT 3 M（802.11ac20_5745MHz）									
No.	Frequency (MHz)	Emssion Level (dBuV/m)		Limit (dBuV/m)	Margin (dB)	Antenna Height (m)	Table Angle (Degree)	Raw Value (dBuV/m)	Correction Factor (dB/m)
1	#5610.40	52.13	PK	68.2	-16.07	1.50 H	22	43.43	8.7
2	*5745.00	95.66	PK	/	/	1.50 H	22	86.86	8.8
3	*5745.00	84.57	AV	/	/	1.50 H	22	75.77	8.8
4	#5943.20	52.42	PK	68.2	-15.78	1.50 H	22	43.42	9.0
5	11490.00	51.50	PK	74.00	-22.5	1.50 H	0	29.8	21.7
6	11490.00	41.74	AV	54.00	-12.26	1.50 H	0	20.04	21.7
ANTENNA POLARITY & TEST DISTANCE: VERTICAL AT 3 M（802.11ac20_5745MHz）									
No.	Frequency (MHz)	Emssion Level (dBuV/m)		Limit (dBuV/m)	Margin (dB)	Antenna Height (m)	Table Angle (Degree)	Raw Value (dBuV/m)	Correction Factor (dB/m)
1	#5610.40	52.37	PK	68.2	-15.83	1.50 H	26	43.67	8.7
2	*5745.00	95.24	PK	/	/	1.50 H	26	86.44	8.8
3	*5745.00	84.49	AV	/	/	1.50 H	26	75.69	8.8
4	#5943.20	52.32	PK	68.2	-15.88	1.50 H	26	43.32	9.0
5	11490.00	51.76	PK	74.00	-22.24	1.50 H	0	30.06	21.7
6	11490.00	41.83	AV	54.00	-12.17	1.50 H	0	20.13	21.7

ANTENNA POLARITY & TEST DISTANCE: HORIZONTAL AT 3 M（802.11ac20_5785MHz）									
No.	Frequency (MHz)	Emssion Level (dBuV/m)		Limit (dBuV/m)	Margin (dB)	Antenna Height (m)	Table Angle (Degree)	Raw Value (dBuV/m)	Correction Factor (dB/m)
1	*5785.00	95.35	PK	/	/	1.50 H	30	86.55	8.8
2	*5785.00	84.48	AV	/	/	1.50 H	30	75.68	8.8
3	11570.00	52.14	PK	74.00	-21.86	1.50 H	0	30.34	21.8
4	11570.00	42.05	AV	54.00	-11.95	1.50 H	0	20.25	21.8
ANTENNA POLARITY & TEST DISTANCE: VERTICAL AT 3 M（802.11ac20_5785MHz）									
No.	Frequency (MHz)	Emssion Level (dBuV/m)		Limit (dBuV/m)	Margin (dB)	Antenna Height (m)	Table Angle (Degree)	Raw Value (dBuV/m)	Correction Factor (dB/m)
1	*5785.00	95.03	PK	/	/	1.50 H	25	86.23	8.8
2	*5785.00	84.36	AV	/	/	1.50 H	25	75.56	8.8
3	11570.00	51.24	PK	74.00	-22.76	1.50 H	0	29.44	21.8
4	11570.00	41.40	AV	54.00	-12.6	1.50 H	0	19.60	21.8

ANTENNA POLARITY & TEST DISTANCE: HORIZONTAL AT 3 M（802.11ac20_5825MHz）									
No.	Frequency (MHz)	Emssion Level (dBuV/m)		Limit (dBuV/m)	Margin (dB)	Antenna Height (m)	Table Angle (Degree)	Raw Value (dBuV/m)	Correction Factor (dB/m)
1	#5640.00	50.33	PK	68.2	-17.87	1.50 H	42	41.63	8.7
2	*5825.00	94.52	PK	/	/	1.50 H	42	85.72	8.8
3	*5825.00	84.12	AV	/	/	1.50 H	42	75.32	8.8
4	#5975.20	51.24	PK	68.2	-16.96	1.50 H	42	42.24	9.0
5	11650.00	52.39	PK	74.00	-21.61	1.50 H	0	30.49	21.9
6	11650.00	42.46	AV	54.00	-11.54	1.50 H	0	20.56	21.9
ANTENNA POLARITY & TEST DISTANCE: VERTICAL AT 3 M（802.11ac20_5825MHz）									
No.	Frequency (MHz)	Emssion Level (dBuV/m)		Limit (dBuV/m)	Margin (dB)	Antenna Height (m)	Table Angle (Degree)	Raw Value (dBuV/m)	Correction Factor (dB/m)
1	#5640.00	50.24	PK	68.2	-17.96	1.50 V	38	41.54	8.7
2	*5825.00	95.27	PK	/	/	1.50 V	38	86.47	8.8
3	*5825.00	84.56	AV	/	/	1.50 V	38	75.76	8.8
4	#5975.20	51.14	PK	68.2	-17.06	1.50 V	38	42.14	9.0
5	11650.00	52.16	PK	74.00	-21.84	1.50 V	0	30.26	21.9
6	11650.00	42.29	AV	54.00	-11.71	1.50 V	0	20.39	21.9

ANTENNA POLARITY & TEST DISTANCE: HORIZONTAL AT 3 M（802.11ac40_5190MHz）									
No.	Frequency (MHz)	Emssion Level (dBuV/m)		Limit (dBuV/m)	Margin (dB)	Antenna Height (m)	Table Angle (Degree)	Raw Value (dBuV/m)	Correction Factor (dB/m)
1	5150.00	53.80	PK	74.00	-20.2	1.50 H	34	46.3	7.5
2	5150.00	42.48	AV	54.00	-11.52	1.50 H	34	34.98	7.5
3	*5190.00	96.23	PK	/	/	1.50 H	34	88.63	7.6
4	*5190.00	85.18	AV	/	/	1.50 H	34	77.58	7.6
5	10380.00	52.85	PK	74.00	-21.15	1.50 H	0	33.05	19.8
6	10380.00	41.79	AV	54.00	-12.21	1.50 H	0	21.99	19.8
ANTENNA POLARITY & TEST DISTANCE: VERTICAL AT 3 M（802.11ac40_5190MHz）									
No.	Frequency (MHz)	Emssion Level (dBuV/m)		Limit (dBuV/m)	Margin (dB)	Antenna Height (m)	Table Angle (Degree)	Raw Value (dBuV/m)	Correction Factor (dB/m)
1	5150.00	52.27	PK	74.00	-21.73	1.50 V	28	44.77	7.5
2	5150.00	42.05	AV	54.00	-11.95	1.50 V	28	34.55	7.5
3	*5190.00	95.39	PK	/	/	1.50 V	28	87.79	7.6
4	*5190.00	84.27	AV	/	/	1.50 V	28	76.67	7.6
5	10380.00	52.45	PK	74.00	-21.55	1.50 V	0	32.65	19.8
6	10380.00	42.03	AV	54.00	-11.97	1.50 V	0	22.23	19.8

ANTENNA POLARITY & TEST DISTANCE: HORIZONTAL AT 3 M（802.11ac40_5230MHz）									
No.	Frequency (MHz)	Emssion Level (dBuV/m)		Limit (dBuV/m)	Margin (dB)	Antenna Height (m)	Table Angle (Degree)	Raw Value (dBuV/m)	Correction Factor (dB/m)
1	*5230.00	95.72	PK	/	/	1.50 H	32	88.02	7.7
2	*5230.00	85.37	AV	/	/	1.50 H	32	77.67	7.7
3	5350.00	52.83	PK	74.00	-21.17	1.50 H	32	44.83	8.0
4	5350.00	42.55	AV	54.00	-11.45	1.50 H	32	34.55	8.0
5	10460.00	51.48	PK	74.00	-22.52	1.50 H	0	31.58	19.9
6	10460.00	41.52	AV	54.00	-12.48	1.50 H	0	21.62	19.9
ANTENNA POLARITY & TEST DISTANCE: VERTICAL AT 3 M（802.11ac40_5230MHz）									
No.	Frequency (MHz)	Emssion Level (dBuV/m)		Limit (dBuV/m)	Margin (dB)	Antenna Height (m)	Table Angle (Degree)	Raw Value (dBuV/m)	Correction Factor (dB/m)
1	*5230.00	95.38	PK	/	/	1.50 V	27	87.68	7.7
2	*5230.00	84.29	AV	/	/	1.50 V	27	76.59	7.7
3	5350.00	52.24	PK	74.00	-21.76	1.50 V	27	44.24	8.0
4	5350.00	42.36	AV	54.00	-11.64	1.50 V	27	34.36	8.0
5	10460.00	51.85	PK	74.00	-22.15	1.50 V	0	31.95	19.9
6	10460.00	41.64	AV	54.00	-12.36	1.50 V	0	21.74	19.9

ANTENNA POLARITY & TEST DISTANCE: HORIZONTAL AT 3 M（802.11ac40_5270MHz）									
No.	Frequency (MHz)	Emssion Level (dBuV/m)		Limit (dBuV/m)	Margin (dB)	Antenna Height (m)	Table Angle (Degree)	Raw Value (dBuV/m)	Correction Factor (dB/m)
1	5150.00	52.62	PK	74.00	-21.38	1.50 H	33	45.12	7.5
2	5150.00	42.12	AV	54.00	-11.88	1.50 H	33	34.62	7.5
3	*5270.00	94.37	PK	/	/	1.50 H	33	86.67	7.7
4	*5270.00	83.16	AV	/	/	1.50 H	33	75.46	7.7
5	10540.00	50.58	PK	74.00	-23.42	1.50 H	0	30.58	20.0
6	10540.00	40.64	AV	54.00	-13.36	1.50 H	0	20.64	20.0
ANTENNA POLARITY & TEST DISTANCE: VERTICAL AT 3 M（802.11ac40_5270MHz）									
No.	Frequency (MHz)	Emssion Level (dBuV/m)		Limit (dBuV/m)	Margin (dB)	Antenna Height (m)	Table Angle (Degree)	Raw Value (dBuV/m)	Correction Factor (dB/m)
1	5150.00	53.47	PK	74.00	-20.53	1.50 V	45	45.97	7.5
2	5150.00	42.25	AV	54.00	-11.75	1.50 V	45	34.75	7.5
3	*5270.00	94.14	PK	/	/	1.50 V	45	86.44	7.7
4	*5270.00	83.22	AV	/	/	1.50 V	45	75.52	7.7
5	10540.00	50.34	PK	74.00	-23.66	1.50 V	0	30.34	20.0
6	10540.00	40.46	AV	54.00	-13.54	1.50 V	0	20.46	20.0

ANTENNA POLARITY & TEST DISTANCE: HORIZONTAL AT 3 M（802.11ac40_5310MHz）									
No.	Frequency (MHz)	Emssion Level (dBuV/m)		Limit (dBuV/m)	Margin (dB)	Antenna Height (m)	Table Angle (Degree)	Raw Value (dBuV/m)	Correction Factor (dB/m)
1	*5310.00	94.52	PK	/	/	1.50 H	20	86.72	7.8
2	*5310.00	83.82	AV	/	/	1.50 H	20	76.02	7.8
3	5350.00	52.36	PK	74.00	-21.64	1.50 H	20	44.36	8.0
4	5350.00	41.74	AV	54.00	-12.26	1.50 H	20	33.74	8.0
5	10620.00	50.06	PK	74.00	-23.94	1.50 H	0	29.96	20.1
6	10620.00	39.89	AV	54.00	-14.11	1.50 H	0	19.79	20.1
ANTENNA POLARITY & TEST DISTANCE: VERTICAL AT 3 M（802.11ac40_5310MHz）									
No.	Frequency (MHz)	Emssion Level (dBuV/m)		Limit (dBuV/m)	Margin (dB)	Antenna Height (m)	Table Angle (Degree)	Raw Value (dBuV/m)	Correction Factor (dB/m)
1	*5310.00	94.71	PK	/	/	1.50 V	27	86.91	7.8
2	*5310.00	83.52	AV	/	/	1.50 V	27	75.72	7.8
3	5350.00	52.36	PK	74.00	-21.64	1.50 V	27	44.36	8.0
4	5350.00	41.14	AV	54.00	-12.86	1.50 V	27	33.14	8.0
5	10620.00	50.22	PK	74.00	-23.78	1.50 V	0	30.12	20.1
6	10620.00	40.73	AV	54.00	-13.27	1.50 V	0	20.63	20.1

ANTENNA POLARITY & TEST DISTANCE: HORIZONTAL AT 3 M（802.11ac40_5510MHz）									
No.	Frequency (MHz)	Emssion Level (dBuV/m)		Limit (dBuV/m)	Margin (dB)	Antenna Height (m)	Table Angle (Degree)	Raw Value (dBuV/m)	Correction Factor (dB/m)
1	5460.00	52.31	PK	74.00	-21.69	1.50 H	33	43.81	8.5
2	5460.00	41.64	AV	54.00	-12.36	1.50 H	33	33.14	8.5
3	#5470.00	54.28	PK	74.00	-19.72	1.50 H	33	45.78	8.5
4	#5470.00	43.68	AV	54.00	-10.32	1.50 H	33	35.18	8.5
5	*5510.00	94.52	PK	/	/	1.50 H	33	86.02	8.5
6	*5510.00	83.33	AV	/	/	1.50 H	33	74.83	8.5
7	11020.00	51.15	PK	74.00	-22.85	1.50 H	0	30.15	21.0
8	11020.00	41.29	AV	54.00	-12.71	1.50 H	0	20.29	21.0
ANTENNA POLARITY & TEST DISTANCE: VERTICAL AT 3 M（802.11ac40_5510MHz）									
No.	Frequency (MHz)	Emssion Level (dBuV/m)		Limit (dBuV/m)	Margin (dB)	Antenna Height (m)	Table Angle (Degree)	Raw Value (dBuV/m)	Correction Factor (dB/m)
1	5460.00	52.62	PK	74.00	-21.38	1.50 V	30	44.12	8.5
2	5460.00	41.76	AV	54.00	-12.24	1.50 V	30	33.26	8.5
3	#5470.00	55.36	PK	74.00	-18.64	1.50 V	30	46.86	8.5
4	#5470.00	44.24	AV	54.00	-9.76	1.50 V	30	35.74	8.5
5	*5510.00	93.37	PK	/	/	1.50 V	30	84.87	8.5
6	*5510.00	83.21	AV	/	/	1.50 V	30	74.71	8.5
7	11020.00	50.79	PK	74.00	-23.21	1.50 V	0	29.79	21.0
8	11020.00	41.45	AV	54.00	-12.55	1.50 V	0	20.45	21.0

ANTENNA POLARITY & TEST DISTANCE: HORIZONTAL AT 3 M（802.11ac40_5670MHz）									
No.	Frequency (MHz)	Emssion Level (dBuV/m)		Limit (dBuV/m)	Margin (dB)	Antenna Height (m)	Table Angle (Degree)	Raw Value (dBuV/m)	Correction Factor (dB/m)
1	*5670.00	94.13	PK	/	/	1.50 H	20	85.43	8.7
2	*5670.00	83.46	AV	/	/	1.50 H	20	74.76	8.7
3	#5725.00	54.28	PK	74.00	-19.72	1.50 H	20	45.48	8.8
4	#5725.00	44.14	AV	54.00	-9.86	1.50 H	20	35.34	8.8
5	11340.00	50.37	PK	74.00	-23.63	1.50 H	0	28.97	21.4
6	11340.00	40.21	AV	54.00	-13.79	1.50 H	0	18.81	21.4
ANTENNA POLARITY & TEST DISTANCE: VERTICAL AT 3 M（802.11ac40_5670MHz）									
No.	Frequency (MHz)	Emssion Level (dBuV/m)		Limit (dBuV/m)	Margin (dB)	Antenna Height (m)	Table Angle (Degree)	Raw Value (dBuV/m)	Correction Factor (dB/m)
1	*5670.00	93.64	PK	/	/	1.50 V	18	84.94	8.7
2	*5670.00	83.17	AV	/	/	1.50 V	18	74.47	8.7
3	#5725.00	54.22	PK	74.00	-19.78	1.50 V	18	45.42	8.8
4	#5725.00	43.86	AV	54.00	-10.14	1.50 V	18	35.06	8.8
5	11340.00	49.79	PK	74.00	-24.21	1.50 V	0	28.39	21.4
6	11340.00	39.94	AV	54.00	-14.06	1.50 V	0	18.54	21.4

ANTENNA POLARITY & TEST DISTANCE: HORIZONTAL AT 3 M（802.11ac40_5755MHz）									
No.	Frequency (MHz)	Emssion Level (dBuV/m)		Limit (dBuV/m)	Margin (dB)	Antenna Height (m)	Table Angle (Degree)	Raw Value (dBuV/m)	Correction Factor (dB/m)
1	#5612.20	50.16	PK	68.2	-18.04	1.50 H	15	41.46	8.7
2	*5755.00	93.23	PK	/	/	1.50 H	15	84.43	8.8
3	*5755.00	82.04	AV	/	/	1.50 H	15	73.24	8.8
4	#5958.40	51.19	PK	68.2	-17.01	1.50 H	15	42.19	9.0
5	11510.00	50.45	PK	74.00	-23.55	1.50 H	0	28.75	21.7
6	11510.00	41.32	AV	54.00	-12.68	1.50 H	0	19.62	21.7
ANTENNA POLARITY & TEST DISTANCE: VERTICAL AT 3 M（802.11ac40_5755MHz）									
No.	Frequency (MHz)	Emssion Level (dBuV/m)		Limit (dBuV/m)	Margin (dB)	Antenna Height (m)	Table Angle (Degree)	Raw Value (dBuV/m)	Correction Factor (dB/m)
1	#5611.20	50.44	PK	68.2	-17.76	1.50 V	28	41.74	8.7
2	*5755.00	93.25	PK	/	/	1.50 V	28	84.45	8.8
3	*5755.00	81.88	AV	/	/	1.50 V	28	73.08	8.8
4	#5958.40	51.32	PK	68.2	-16.88	1.50 V	28	42.32	9.0
5	11510.00	50.58	PK	74.00	-23.42	1.50 V	0	28.88	21.7
6	11510.00	41.17	AV	54.00	-12.83	1.50 V	0	19.47	21.7

ANTENNA POLARITY & TEST DISTANCE: HORIZONTAL AT 3 M（802.11ac40_5795MHz）									
No.	Frequency (MHz)	Emssion Level (dBuV/m)		Limit (dBuV/m)	Margin (dB)	Antenna Height (m)	Table Angle (Degree)	Raw Value (dBuV/m)	Correction Factor (dB/m)
1	#5613.60	49.77	PK	68.2	-18.43	1.50 H	14	41.07	8.7
2	*5795.00	93.53	AV	/	/	1.50 H	14	84.73	8.8
3	*5795.00	82.42	PK	/	/	1.50 H	14	73.62	8.8
4	#5976.10	50.14	PK	68.2	-18.06	1.50 H	14	41.14	9.0
5	11590.00	51.65	PK	74.00	-22.35	1.50 H	0	29.85	21.8
6	11590.00	41.52	AV	54.00	-12.48	1.50 H	0	19.72	21.8
ANTENNA POLARITY & TEST DISTANCE: VERTICAL AT 3 M（802.11ac40_5795MHz）									
No.	Frequency (MHz)	Emssion Level (dBuV/m)		Limit (dBuV/m)	Margin (dB)	Antenna Height (m)	Table Angle (Degree)	Raw Value (dBuV/m)	Correction Factor (dB/m)
1	#5613.60	49.83	PK	68.2	-18.37	1.50 V	20	41.13	8.7
2	*5795.00	93.27	AV	/	/	1.50 V	20	84.47	8.8
3	*5795.00	82.59	PK	/	/	1.50 V	20	73.79	8.8
4	#5976.10	49.76	PK	68.2	-18.44	1.50 V	20	40.76	9.0
5	11590.00	51.62	PK	74.00	-22.38	1.50 V	0	29.82	21.8
6	11590.00	41.07	AV	54.00	-12.93	1.50 V	0	19.27	21.8

ANTENNA POLARITY & TEST DISTANCE: HORIZONTAL AT 3 M（802.11ac-VHT80_5210MHz）									
No.	Frequency (MHz)	Emssion Level (dBuV/m)		Limit (dBuV/m)	Margin (dB)	Antenna Height (m)	Table Angle (Degree)	Raw Value (dBuV/m)	Correction Factor (dB/m)
1	5150.00	53.55	PK	74.00	-20.45	1.50 H	40	46.05	7.5
2	5150.00	42.49	AV	54.00	-11.51	1.50 H	40	34.99	7.5
3	*5210.00	93.46	PK	/	/	1.50 H	40	85.76	7.7
4	*5210.00	82.89	AV	/	/	1.50 H	40	75.19	7.7
5	10420.00	52.67	PK	74.00	-21.33	1.50 H	0	32.77	19.9
6	10420.00	42.14	AV	54.00	-11.86	1.50 H	0	22.24	19.9
ANTENNA POLARITY & TEST DISTANCE: VERTICAL AT 3 M（802.11ac-VHT80_5210MHz）									
No.	Frequency (MHz)	Emssion Level (dBuV/m)		Limit (dBuV/m)	Margin (dB)	Antenna Height (m)	Table Angle (Degree)	Raw Value (dBuV/m)	Correction Factor (dB/m)
1	5150.00	53.17	PK	74.00	-20.83	1.50 V	15	45.67	7.5
2	5150.00	42.63	AV	54.00	-11.37	1.50 V	15	35.13	7.5
3	*5210.00	93.72	PK	/	/	1.50 V	15	86.02	7.7
4	*5210.00	82.53	AV	/	/	1.50 V	15	74.83	7.7
5	10420.00	52.61	PK	74.00	-21.39	1.50 V	0	32.71	19.9
6	10420.00	41.88	AV	54.00	-12.12	1.50 V	0	21.98	19.9

ANTENNA POLARITY & TEST DISTANCE: HORIZONTAL AT 3 M（802.11ac-VHT80_5290MHz）									
No.	Frequency (MHz)	Emssion Level (dBuV/m)		Limit (dBuV/m)	Margin (dB)	Antenna Height (m)	Table Angle (Degree)	Raw Value (dBuV/m)	Correction Factor (dB/m)
1	*5290.00	92.35	PK	/	/	1.50 H	30	84.55	7.8
2	*5290.00	81.41	AV	/	/	1.50 H	30	73.61	7.8
3	5350.00	54.34	PK	74.00	-19.66	1.50 H	30	46.34	8.0
4	5350.00	44.28	AV	54.00	-9.72	1.50 H	30	36.28	8.0
5	10580.00	51.24	PK	74.00	-22.76	1.50 H	0	31.24	20.0
6	10580.00	42.05	AV	54.00	-11.95	1.50 H	0	22.05	20.0
ANTENNA POLARITY & TEST DISTANCE: VERTICAL AT 3 M（802.11ac-VHT80_5290MHz）									
No.	Frequency (MHz)	Emssion Level (dBuV/m)		Limit (dBuV/m)	Margin (dB)	Antenna Height (m)	Table Angle (Degree)	Raw Value (dBuV/m)	Correction Factor (dB/m)
1	*5290.00	93.10	PK	/	/	1.50 V	27	85.3	7.8
2	*5290.00	81.82	AV	/	/	1.50 V	27	74.02	7.8
3	5350.00	53.97	PK	74.00	-20.03	1.50 V	27	45.97	8.0
4	5350.00	43.78	AV	54.00	-10.22	1.50 V	27	35.78	8.0
5	10580.00	52.07	PK	74.00	-21.93	1.50 V	0	32.07	20.0
6	10580.00	41.69	AV	54.00	-12.31	1.50 V	0	21.69	20.0

ANTENNA POLARITY & TEST DISTANCE: HORIZONTAL AT 3 M（802.11ac-VHT80_5530MHz）									
No.	Frequency (MHz)	Emssion Level (dBuV/m)		Limit (dBuV/m)	Margin (dB)	Antenna Height (m)	Table Angle (Degree)	Raw Value (dBuV/m)	Correction Factor (dB/m)
1	5460.00	54.15	PK	74.00	-19.85	1.50 H	31	45.65	8.5
2	5460.00	43.08	AV	54.00	-10.92	1.50 H	31	34.58	8.5
3	#5470.00	55.84	PK	74.00	-18.16	1.50 H	31	47.34	8.5
4	#5470.00	43.89	AV	54.00	-10.11	1.50 H	31	35.39	8.5
5	*5530.00	92.77	PK	/	/	1.50 H	31	84.17	8.6
6	*5530.00	81.93	AV	/	/	1.50 H	31	73.33	8.6
7	11060.00	51.75	PK	74.00	-22.25	1.50 H	0	30.75	21.0
8	11060.00	41.36	AV	54.00	-12.64	1.50 H	0	20.36	21.0
ANTENNA POLARITY & TEST DISTANCE: VERTICAL AT 3 M（802.11ac-VHT80_5530MHz）									
No.	Frequency (MHz)	Emssion Level (dBuV/m)		Limit (dBuV/m)	Margin (dB)	Antenna Height (m)	Table Angle (Degree)	Raw Value (dBuV/m)	Correction Factor (dB/m)
1	5460.00	54.57	PK	74.00	-19.43	1.50 V	35	46.07	8.5
2	5460.00	43.45	AV	54.00	-10.55	1.50 V	35	34.95	8.5
3	#5470.00	55.67	PK	74.00	-18.33	1.50 V	35	47.17	8.5
4	#5470.00	44.28	AV	54.00	-9.72	1.50 V	35	35.78	8.5
5	*5530.00	92.49	PK	/	/	1.50 V	35	83.89	8.6
6	*5530.00	81.54	AV	/	/	1.50 V	35	72.94	8.6
7	11060.00	51.34	PK	74.00	-22.66	1.50 V	0	30.34	21.0
8	11060.00	41.62	AV	54.00	-12.38	1.50 V	0	20.62	21.0

ANTENNA POLARITY & TEST DISTANCE: HORIZONTAL AT 3 M（802.11ac-VHT80_5775MHz）									
No.	Frequency (MHz)	Emssion Level (dBuV/m)		Limit (dBuV/m)	Margin (dB)	Antenna Height (m)	Table Angle (Degree)	Raw Value (dBuV/m)	Correction Factor (dB/m)
1	#5625.50	51.52	PK	68.2	-15.68	1.50 H	20	42.82	8.7
2	*5775.00	92.54	PK	/	/	1.50 H	20	83.74	8.8
3	*5775.00	83.43	AV	/	/	1.50 H	20	74.63	8.8
4	#5952.10	53.71	PK	68.2	-14.49	1.50 H	20	44.71	9.0
5	11550.00	51.78	PK	74.00	-22.22	1.50 H	0	29.98	21.8
6	11550.00	41.65	AV	54.00	-12.35	1.50 H	0	19.85	21.8
ANTENNA POLARITY & TEST DISTANCE: VERTICAL AT 3 M（802.11ac-VHT80_5775MHz）									
No.	Frequency (MHz)	Emssion Level (dBuV/m)		Limit (dBuV/m)	Margin (dB)	Antenna Height (m)	Table Angle (Degree)	Raw Value (dBuV/m)	Correction Factor (dB/m)
1	#5625.50	51.75	PK	68.2	-15.45	1.50 H	11	43.05	8.7
2	*5775.00	92.82	PK	/	/	1.50 H	11	84.02	8.8
3	*5775.00	83.22	AV	/	/	1.50 H	11	74.42	8.8
4	#5952.10	53.35	PK	68.2	-14.85	1.50 H	11	44.35	9.0
5	11550.00	52.14	PK	74.00	-21.86	1.50 H	0	30.34	21.8
6	11550.00	41.96	AV	54.00	-12.04	1.50 H	0	20.16	21.8

REMARKS:

1. Emission Level(dBuV/m) = Raw Value(dBuV) + Correction Factor(dB/m)
2. Correction Factor(dB/m) = Antenna Factor(dB/m) + Cable Factor(dB)
3. The other emission levels were very low against the limit.
4. Margin value = Emission Level – Limit value
5. " * ": Fundamental frequency.
6. " # ": The radiated frequency is out of the restricted band.

2.7. Conducted Emission

2.7.1. Limit of Conducted Emission

FCC 15.207, RSS-Gen, 8.8

For equipment that is designed to be connected to the public utility (AC) power line, the radio frequency voltage that is conducted back onto the AC power line on any frequency or frequencies within the band 150 kHz to 30 MHz shall not exceed the limits in the following table.

Frequency range (MHz)	Conducted Limit (dBμV)	
	Quai-peak	Average
0.15 - 0.50	66 to 56	56 to 46
0.50 - 5	56	46
5 - 30	60	50

2.7.2. Measuring Instruments

The measuring equipment is listed in the section 3 of this test report.

2.7.3. Test Setup

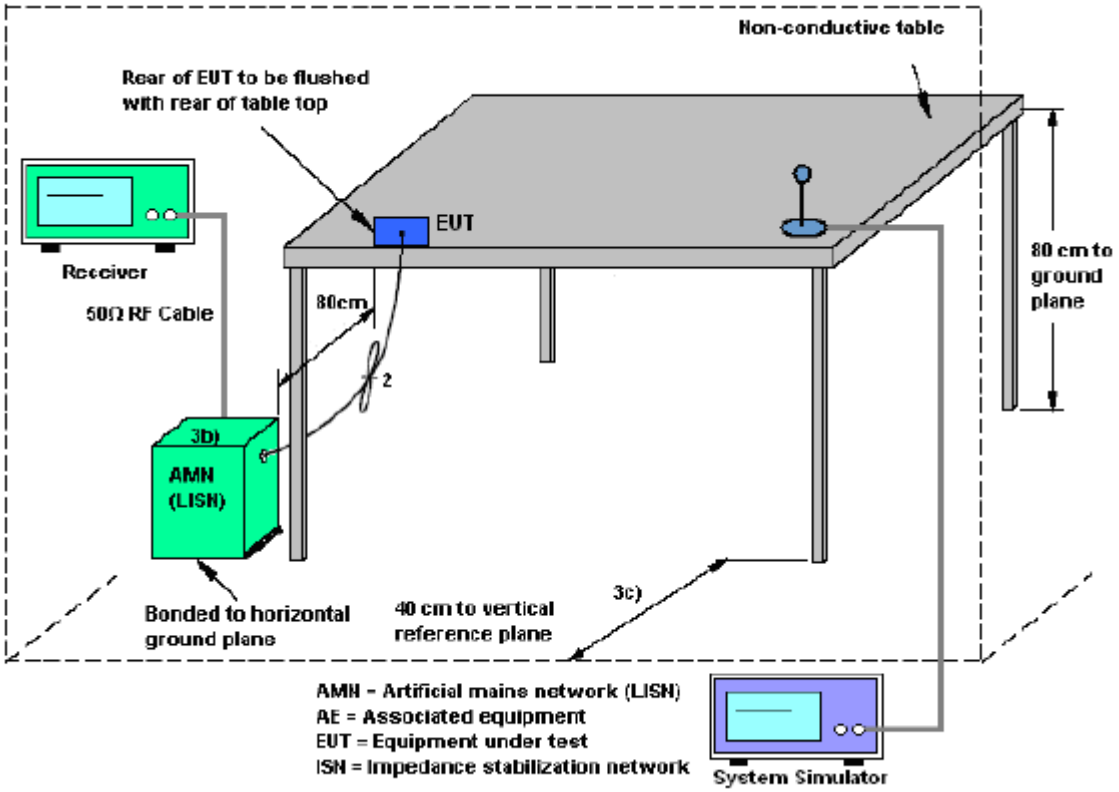

2.7.4. Test Procedures

1. The EUT was placed 0.4 meter from the conducting wall of the shielding room was kept at least 80 centimeters from any other grounded conducting surface.
2. Connect EUT to the power mains through a line impedance stabilization network (LISN).
3. All the support units are connecting to the other LISN.
4. The LISN provides 50 ohm coupling impedance for the measuring instrument.
5. The FCC states that a 50 ohm, 50 microhenry LISN should be used.
6. Both sides of AC line were checked for maximum conducted interference.
7. The frequency range from 150 kHz to 30 MHz was searched.
8. Set the test-receiver system to Peak Detect Function and specified bandwidth (IF Bandwidth = 9kHz) with Maximum Hold Mode. Then measurement is also conducted by Average Detector and Quasi-Peak Detector Function respectively.

2.7.5. Test Results of Conducted Emission

The EUT is a module，this test item is not applicable.

3. List of measuring equipment

Item	Test Equipment	Manufacturer	Model No.	Serial No.	Last Cal.
1	EMI TEST RECEIVER	RS	ESI 26	100009	2015/11/02
2	RF TEST PANEL	RS	TS / RSP	335015/ 0017	N/A
3	EMI TEST SOFTWARE	RS	ESK1	N/A	N/A
4	Ultra-Broadband Antenna	ShwarzBeck	VULB9163	538	2015/11/08
5	HORN ANTENNA	ShwarzBeck	9120D	1011	2015/11/08
6	Loop Antenna	RS	HZ-9	838622\013	2015/11/08
7	Pre-amplifer	ShwarzBeck	BBV 9743	9743-0022	2015/11/02
8	TURNTABLE	MATURO	TT2.0	N/A	N/A
9	ANTENNA MAST	MATURO	TAM-4.0-P	N/A	N/A
10	EMI TEST SOFTWARE	Audix	E3	N/A	N/A
11	Test cable	Siva Cables Italy	RG 58A/U	W14.02	2015/12/05
12	Climate Chamber	ESPEC	EL-10KA	05107008	2015/11/02
13	Spectrum Analyzer	Kysight	N9030A	ATO-67098	2016/07/19
14	Power Meter	RS	NRP2	1020.1809.02	2016.06.02
15	Power Sensor	RS	NRP-Z81	823.3618.03	2016.06.02
16	SMA Antenna Connector	ARTHUR-YANG	2244-N1TG1	N/A	N/A

4. Uncertainty of Evaluation

Where relevant, the following measurement uncertainty levels have been estimated for tests performed on the EUT as specified in CISPR 16-4-2

Measurement	Frequency	Uncertainty
Conducted emissions	9kHz~30MHz	3.39dB
Radiated emissions	30MHz~1000MHz	4.24dB
	1G~18GHz	5.16dB
	18G~40GHz	5.64dB

This uncertainty represents an expanded uncertainty expressed at approximately the 95% confidence level using a coverage factor of k=2.

** END OF REPORT **